







Class R 121

Book G 65

Copyright N<sup>o</sup> \_\_\_\_\_

**COPYRIGHT DEPOSIT.**



















AN ILLUSTRATED  
DICTIONARY OF MEDICINE  
BIOLOGY  
AND ALLIED SCIENCES

---

GOULD

FOR INDEX OF SPECIAL TABLES AND  
IMPORTANT DEFINITIONS, CLASSIFYING LARGE  
NUMBERS OF FACTS. SEE PAGE XVI.

*From The Practitioner, London.*

"The language of medicine changes so quickly with the advance of knowledge that for practitioners who wish to keep fairly abreast of scientific progress a good medical dictionary is not so much a luxury as a necessity of intellectual life. Dr. George M. Gould, who is one of the leading ophthalmic surgeons in the United States, and editor of the *Medical News*, has in the work before us presented the profession with the completest lexicon of medical terminology that exists in the English language. . . . Dr. Gould has done for our medical language what Dr. Murray is doing for the mother tongue of English-speaking peoples. It need only be added that the work is printed in a clear type that bears witness to the careful regard of the author, as an ophthalmologist, for the reader's eyes, and is 'got up' in a style sufficiently handsome to make it an ornament to the book shelf and strong enough to withstand the wear and tear of daily use."

# AN ILLUSTRATED DICTIONARY OF MEDICINE BIOLOGY AND ALLIED SCIENCES

INCLUDING THE

PRONUNCIATION, ACCENTUATION, DERIVATION, AND DEFINITION  
OF THE TERMS USED IN

MEDICINE, ANATOMY, SURGERY, OBSTETRICS, GYNECOLOGY, THERAPEUTICS, MATERIA MEDICA,  
PATHOLOGY, DERMATOLOGY, PEDIATRICS, OPHTHALMOLOGY, OTOTOLOGY, LARYN-  
GOLOGY, PHYSIOLOGY, NEUROLOGY, HISTOLOGY, TOXICOLOGY, DIETETICS,  
LEGAL MEDICINE, PSYCHOLOGY, CLIMATOLOGY, ETC., ETC.

AND THE

VARIOUS SCIENCES CLOSELY RELATED TO MEDICINE

BACTERIOLOGY, PARASITOLOGY, MICROSCOPY, BOTANY, ZOÖLOGY, DENTISTRY, PHARMACY,  
CHEMISTRY, HYGIENE, ELECTRICITY, VETERINARY MEDICINE, ETC.

BY

GEORGE M. GOULD, A.M., M.D.

AUTHOR OF "THE STUDENT'S MEDICAL DICTIONARY," 30,000 MEDICAL WORDS PRONOUNCED AND  
DEFINED," "THE MEANING AND THE METHOD OF LIFE"; EDITOR OF "THE PHILADELPHIA  
MEDICAL JOURNAL"; PRESIDENT, 1893-1894, AMERICAN ACADEMY OF MEDICINE

BASED UPON RECENT SCIENTIFIC LITERATURE

FIFTH EDITION, WITH ADDITIONS AND CORRECTIONS

PHILADELPHIA  
P. BLAKISTON'S SON & CO.

1012 WALNUT STREET

1900

TWO COPIES RECEIVED,  
Library of Congress,  
Office of the  
APR 2 - 1900  
Register of Copyrights.

65

56993

---

COPYRIGHT, 1894, BY P. BLAKISTON, SON & CO.

---

COPYRIGHT, 1900, BY P. BLAKISTON'S SON & CO.

VALLEY  
PUBLISHED BY

SECOND COPY,

---

WM. F. FELL & CO.,  
ELECTROTYPERS AND PRINTERS,  
1220-24 Sansom Street,  
Philadelphia.

1729  
Jan. 10,  
1900.

# PREFACE.

---

IN this work I have conscientiously endeavored to give the greatest possible amount of lexicographic and encyclopedic knowledge within the limits of a single volume, condensed as much as is consistent with clearness, and so arranged as to furnish the student and worker with concise, accurate, and useful definitions.

I have tried to satisfy the following specific desiderata:—

1. The inclusion of the many thousands of new words and terms that have been introduced into medicine during the last few years, marked as they have been by unparalleled scientific activity and progress. To this end an almost countless number of volumes and periodicals have been systematically gleaned by myself and a tireless corps of friends and assistants. Not to have met this important and pressing need would have made this volume a work of mere inexcusable compilation and copying from the many word-books already published, instead of a fresh gathering from the living literature of the day.

2. To give the most compact epitomization of the works of older and authoritative lexicographers, including all such obsolete or obsolescent terms as may be met with in the medical encyclopedias or handbooks likely to be used by a modern student.

3. To include all the more commonly-used terms of biology—a thing highly desirable ; *a.* Because of the modern recognition of the great truth that general biologic science is the foundation of genuine and progressive medical science ; *b.* Because the best schools of medicine are more and more urging or making obligatory the preliminary biologic course of study ; and *c.* Because, so far as I know, no satisfactory lexicon of biology exists in English.

4. Keeping the size and purpose of the book well in view, to give it an encyclopedic character—not only by supplying the usual pronunciation, derivation, and definition of words, but also by showing their logical relations, their bearings, and their practical importance for the worker in literary or clinical medicine. This aim will explain a number of peculiar features, as for instance, the large number of tables, whereby at a glance one may catch the correlations of a single fact with many others, and thus at once classify and crystallize his comprehension of them. It seems deserving of mention that in modern literature there is not to be found as complete and digested a *résumé* of surgical operations, of bacteriology, of parasitology, of tests, and of many other subjects, as is here furnished.

5. When advisable, to give a pictorial illustration that would tell what words could not make clear. Hence, those who find the work helpful in this respect will thank the publishers for the generous supply of illustrations, a large number being new engravings from original drawings made expressly for this work. Conservatism in this respect, however difficult, has been the rule, because pictures, for example of surgical instruments, are plenteous and to be had for the asking, and because illustrations that are useless, or that do not illustrate, might possibly have made the book superficially more attractive, but would certainly have given ground for just criticism. Besides the large number of original illustrations first presented in this volume, many have been taken or adapted from the well-known and authoritative works of Sappey, Landois, Ziegler, Piersol, Stirling, Woodhead, Holden, Tyson, Fullerton, and others.



6. As regards orthography, to do what Professor Whitney, in the preface to his great work, *The Century Dictionary*, says is the duty of the dictionary-maker :—

“The language is struggling toward a more consistent and phonetic spelling, and it is proper in disputed and doubtful cases to cast the influence of the dictionary in favor of this movement, both by its own usage in the body of the text, and at the head of articles by the order of forms, or by the selection of the form under which the word shall be treated.”

More than this I have not attempted to do, and not to have done this much would have been distinctly wrong. The lexicographer may not impose or command, but in the interest of true and prudent progress he may suggest and advise. Both spellings are noted of words in dispute, and one is of course at liberty to accept that which he thinks best. Those who prefer to follow the older practice have against them all the best philologists, such authorities as Professor Whitney, Professor Skeat, the editors of the *Standard*, and of other great Dictionaries. Gradual, careful phonetic progress is a duty we all owe to our profession.

I have usually recommended that in medicine the diphthongs *æ* and *œ* be supplanted by *e*; such usage is already well established as regards many words, and the suggestion is in strict harmony with etymology and the spirit of the language. We do not spell such words as *gaingræne*, *æther*, *æconomy*, *æternal*, *pænalty*, *mediæval*, *solæcism*, *primæval*, as here written, and the redundant diphthong should not be retained in *diarrhæa*, *hæmorrhage*, *œdema*, *cæliotomy*, *pædiatric*, etc. Why is the change right in one instance and wrong in the other?

In the spelling of certain chemic words, the advice of The American Association for the Advancement of Science has, as a rule, been followed, and seems to be in the line of cautious and wise progress. The unanimous acceptance and practice of all these recommendations by the American Medical Editors' Association constitute a gratifying proof of progressiveness and freedom from irrational prejudice.

7. To indicate the best pronunciation of words by the simplest and most easily understood phonetic method. The plan I have used is simple and little liable to mistaking. The syllabification has no significance except to show the pronunciation, and in this the natural English common usage and power of letters are followed. Thus, in all but a few instances, the use of diacritic marks and vexatious signs or symbols is avoided. When a vowel stands alone or at the end of a syllable it has its natural long sound: *a*, as in *male*; *e*, as in *mete*; *i*, as in *mile*; *o*, as in *mole*; *u*, as in *mule*; when preceding, or between, consonants, the vowels have their natural short sounds, unless occasionally the use of the diacritic mark gives them the long sound, as *āt* (*ate*), *ōs* (*ose*), *īt* (*ite*). In a few instances the sign, *˘* has been used over *a*, as in *marriage*, to distinguish the sound from that of *a*, as in *harm*. When *a* has the sound of *ah*, it has generally been written *ah*. In such words as *cystotomy*, *acidity*, and the like, the pronunciation of the final vowel-sound is indicated by *e*, as being the simplest representation of the common sound not otherwise easily expressed phonetically. When *s* has the sound of *z* it is indicated by *z*. The pronunciation of some foreign words has been approximated by devices readily comprehended.

It is impossible to adequately express my deep sense of gratitude to those who have aided me in the preparation and proof-reading of this volume. Dr. C. W. Greene, the experienced philologist, also Dr. W. A. N. Dorland, Professor Charles S. Dolley, Dr. A. A. Eshner, and Professor Burt G. Wilder, have been most self-sacrificing, and to their scientific zeal, literary experience, and tireless good-will those who find the book useful will be indebted. To Dr. Dolley, the well-known biologist, belongs unstinted praise for the preparation of the definitions of biologic terms, the table of Bacteria, and that of Parasites, as well as for a number of

original drawings. Intelligence, learning, and never-failing conscientiousness have been given almost every line of the work by Drs. Dorland and Eshner. The same is true of the work of Dr. David Riesman.

It seems almost wrong to mention in a second order the names of Professor S. H. Gage, Professor Henry Leffmann, Dr. A. C. Wood, Dr. Alfred Stengel, Professor A. P. Brubaker, Dr. J. Chalmers Da Costa, Dr. A. H. Cleveland, Mr. Ryland W. Greene, Dr. J. Hendrie Lloyd, Mr. Pierre A. Fish, Dr. D. Bevan, Dr. Emma Billstein, Dr. S. McClintock Hamill, Dr. A. H. Stewart, and others.

Every author well knows, or perhaps regrets that he does not know, the blessing of a publisher and of a printer who take pride in their work above and beyond the question of dollars and cents. Such a publisher and such a printer I have had.

The acceptability of the smaller dictionaries I have offered the profession (something like twenty-five thousand copies having been distributed) leads me to hope that the present more complete work will find a wider range of usefulness.

PHILADELPHIA, *April, 1894.*

---

## PREFACE TO THE THIRD EDITION.

---

The rapid exhaustion of the first and second editions of this dictionary permits me to correct a number of typographic and other errors, to modify some definitions, and to add new material throughout the entire extent of the book. I have profited by the kind criticisms of friends and of reviewers, and such suggestions as seemed to me just have been accepted and embodied in the work. In science, and especially in the science of medicine, what was true yesterday may be only half-true to-day, and may even be wholly untrue to-morrow. Old knowledge is constantly undergoing modification, and new knowledge is as constantly appearing, so that it is only by constant changes that a book seeking to reflect the condition and growth of a science can from day to day remain a perfect mirror of its progress.

The most outspoken words of praise in reviews, notices, private letters, etc., as also the exhaustion in so short a time of two large editions, give evidence that the volume has found a certain field of usefulness, and, personally, nothing can be more gratifying than the assurance that one has been of distinct service to his profession and to his fellows.

PHILADELPHIA, *September, 1895.*

---

## PREFACE TO THE FIFTH EDITION.

---

In the present fifth edition I have endeavored to reduce the remaining inaccuracies to a minimum. I have also added the more important of the new terms in medicine which have come into use since the issue of the fourth edition. The changes in the text number altogether about four hundred.

GEORGE M. GOULD.

PHILADELPHIA, *March, 1900.*



# ABBREVIATIONS.

## ABBREVIATIONS USED IN GENERAL MEDICINE.

ãã . . . . .	ana . . . . .	Of each.	Crast. . . . .	Crastinus . . . . .	For to-morrow.
A. c. . . . .	Ante cibum . . . . .	Before meals.	Crys. . . . .	Crystal.	Crystal.
Abdom. . . . .	Abdomen . . . . .	The belly.	Cs. . . . .	Cesium.	Cesium.
Abs. feb. . . . .	Absente febre . . . . .	When fever is absent.	Cu. . . . .	Cuprum . . . . .	Copper.
Abstr. . . . .	Abstractum . . . . .	Abstract.	Cuj. . . . .	Cujus . . . . .	Of which.
Ad. . . . .	Adde . . . . .	Add.	C. v. . . . .	Cras vespere . . . . .	To-morrow evening.
Ad-lib. . . . .	Ad libitum . . . . .	At pleasure, as desired.	Cyath. . . . .	Cyathus . . . . .	A glassful.
Admov. . . . .	Admoveatur . . . . .	Let it be applied.	D. . . . .	Dosis; Da . . . . .	A dose; Give.
Ad pond. om. . . . .	Ad pondus omnium . . . . .	To the weight of the whole.	Decub. . . . .	Decubitus . . . . .	Lying down.
Adv. . . . .	Adversum . . . . .	Against.	De d. in d. . . . .	De die in diem . . . . .	From day to day.
Aggred. feb. . . . .	Aggrediente febre . . . . .	While fever is coming on.	Deg. . . . .	Degree; degeneration.	Degree; degeneration.
Al. . . . .	Aluminum . . . . .	Aluminum.	De R. . . . .	Reaction of degeneration.	Reaction of degeneration.
Alt. dieb. . . . .	Alternis diebus . . . . .	Every other day.	Destil. . . . .	Destilla . . . . .	Distil.
Alt. hor. . . . .	Alternis horis . . . . .	Every other hour.	Det. . . . .	Detur . . . . .	Let it be given.
Alv. adstrict. . . . .	Alvo adstricta . . . . .	The bowels being confined.	Dieb. alt. . . . .	Diebus alternis . . . . .	On alternate days.
Alv. deject. . . . .	Alvi dejectiones . . . . .	The intestinal evacuations.	" tert. . . . .	" tertiis . . . . .	Every third day.
Anat. . . . .	Anatomy.	Anatomy.	Dil. . . . .	Dilue . . . . .	Let it be dissolved.
Aq. . . . .	Aqua . . . . .	Water.	Dilut. . . . .	Dilutus . . . . .	Dilute.
Aq. astr. . . . .	Aqua astricta . . . . .	Ice.	Dim. . . . .	Dimidius . . . . .	One-half.
Aq. bull. . . . .	Aqua bulliens . . . . .	Boiling water.	Dist. . . . .	Distilla . . . . .	Distil.
Aq. com. . . . .	Aqua communis . . . . .	Common water.	Div. . . . .	Divide . . . . .	Divide.
Aq. dest. . . . .	Aqua destillata . . . . .	Distilled water.	D. in p. æq. . . . .	Divide in partes . . . . .	Divide into equal parts.
Aq. ferv. . . . .	Aqua fervens . . . . .	Hot water.	Donec alv. . . . .	Donec alvus . . . . .	Until the bowels are
Aq. font. . . . .	Aqua fontana . . . . .	Spring water.	sol. fuerit, . . . . .	soluta fuerit . . . . .	opened.
Aq. mar. . . . .	Aqua marina . . . . .	Ocean water.	D. P. . . . .	Directione propria . . . . .	With a proper direction.
Aq. pur. . . . .	Aqua pura . . . . .	Pure water.	E. . . . .	Erbium.	Erbium.
As. . . . .	Arsenic.	Arsenic.	Eb. . . . .	Erbium.	Erbium.
At. wt. . . . .	Atomic weight.	Atomic weight.	E.-j. . . . .	Elbow-jerk.	Elbow-jerk.
Av. . . . .	Avoidupois.	Avoidupois.	Ejusd. . . . .	Ejusdem . . . . .	Of the same.
B. . . . .	Boron; Bowels.	Boron; Bowels.	Elec. . . . .	Electuarium . . . . .	An electuary; Electricity
Ba. . . . .	Barium.	Barium.	Emb. . . . .	Embryology.	Embryology.
B. A., or B. S. . . . .	Balneum arenæ . . . . .	Sand bath.	Enem. . . . .	Enema.	Enema.
Bals. . . . .	Balsamum . . . . .	Balsam.	Er. . . . .	Erbium.	Erbium.
Be. . . . .	Beryllium.	Beryllium.	Exhib. . . . .	Exhibeatur . . . . .	Let it be given.
Bi. . . . .	Bismuth.	Bismuth.	Ext. . . . .	Extractum . . . . .	Extract.
Bib. . . . .	Bibe . . . . .	Drink.	F. . . . .	Fahrenheit; Fluorin.	Fahrenheit; Fluorin.
Biol. . . . .	Biology.	Biology.	Far. . . . .	Faradic.	Faradic.
B. i. d. . . . .	Bis in die . . . . .	Twice daily.	Fe. . . . .	Ferrum . . . . .	Iron.
B. M. . . . .	Balneum maris . . . . .	Sea-water bath.	Feb. dur. . . . .	Febre durante . . . . .	The fever continuing.
Bol. . . . .	Bolus . . . . .	A large pill.	F., Ft. . . . .	Fac, Fiat . . . . .	Make.
B. p. . . . .	Boiling-point.	Boiling-point.	Filt. . . . .	Filtra . . . . .	Filter.
Br. . . . .	Bromin.	Bromin.	Fld. . . . .	Fluidus . . . . .	Fluid.
Bull. . . . .	Bulliat . . . . .	Let it boil.	Flor. . . . .	Flores . . . . .	Flowers.
B. v. . . . .	Balneum vaporis . . . . .	Vapor bath.	F. m. . . . .	Fiat mistura . . . . .	Make a mixture.
C. . . . .	{ Congius, Centi- grade	{ Carbon; Cubic; A gallon; Centigrade.	Fol. . . . .	Folia . . . . .	Leaves.
Ca. . . . .	Calcium.	Calcium.	F. p. . . . .	Fiat potio . . . . .	Make a potion.
Cap. . . . .	Capiat . . . . .	Let him take.	F. pil. . . . .	Fiat pilula . . . . .	Make a pill.
c.c. . . . .	Cubic centimeter.	Cubic centimeter.	F. s. a. . . . .	Fiat secundum artem . . . . .	Prepare skilfully.
Cd. . . . .	Cadmium.	Cadmium.	Galv. . . . .	Galvanic.	Galvanic.
Ce. . . . .	Cerium.	Cerium.	Gl. . . . .	Glucinum.	Glucinum.
Cel. . . . .	Celsius.	Celsius.	Gm. . . . .	Gram.	Gram.
Cent. . . . .	Centigrade.	Centigrade.	Gr. . . . .	Granum . . . . .	Grain.
Cg. . . . .	Centigram.	Centigram.	Gtt. . . . .	Guttæ . . . . .	Drops.
C. m. . . . .	Cras mane . . . . .	To-morrow morning.	Guttat. . . . .	Guttatim . . . . .	By drops.
cm. . . . .	Centimeter.	Centimeter.	H. . . . .	Hydrogen.	Hydrogen.
C. m. s. . . . .	{ Cras mane su- mendus . . . . .	{ To be taken to-morrow morning.	Hg. . . . .	Hydrargyrum . . . . .	Mercury.
C. n. . . . .	Cras nocte . . . . .	To-morrow night.	HI. . . . .	Hectoliter.	Hectoliter.
Co. . . . .	Cobalt.	Cobalt.	Hm. . . . .	Hectometer.	Hectometer.
Cochl. . . . .	Cochleare . . . . .	Spoonful.	Hor. decub. . . . .	Hora decubitus . . . . .	At bed-time.
Cochl. ampl. . . . .	" amplum . . . . .	A tablespoonful.	H. s. . . . .	Hora somni . . . . .	At bed-time.
" infant. . . . .	" infantis . . . . .	A teaspoonful.	I. . . . .	Iodum . . . . .	Iodin.
" mag. . . . .	" magnum . . . . .	A tablespoonful.	In. . . . .	Indium.	Indium.
" med. . . . .	" medium . . . . .	A dessertspoonful.	In d. . . . .	In die . . . . .	Daily.
" parv. . . . .	" parvum . . . . .	A teaspoonful.	Inf. . . . .	Infunde . . . . .	Pour in.
Col. . . . .	Cola . . . . .	Strain.	Inj. . . . .	Injectio . . . . .	An injection.
Colat. . . . .	Colatus . . . . .	Strained.	Ir. . . . .	Iridium.	Iridium.
Colet. . . . .	Coletur . . . . .	Let it be strained.	K. . . . .	Kalium . . . . .	Potassium.
Color. . . . .	Coloretur . . . . .	Let it be colored.	K.-j. . . . .	Knee-jerk.	Knee-jerk.
Comp. . . . .	Compositus . . . . .	Compound.	Kl. . . . .	Kiloliter.	Kiloliter.
Cong. . . . .	Congius . . . . .	A gallon.	Km. . . . .	Kilometer.	Kilometer.
Cons. . . . .	Conserva . . . . .	Keep.	L. . . . .	Liter.	Liter.
Contin. . . . .	Continuatur . . . . .	Let it be continued.	Li. . . . .	Lithium.	Lithium.
Cont. rem. . . . .	{ Continuatur remedium . . . . .	{ Let the medicine be con- tinued.	Liq. . . . .	Liquor.	Liquor.
Coq. . . . .	Coque . . . . .	Boil.	M. . . . .	Meridies; Misce . . . . .	Noon; Mix.
Cort. . . . .	Cortex . . . . .	Bark.	Mac. . . . .	Macera . . . . .	Macerate.
			Mass. pil. . . . .	Massa pilularum . . . . .	Pill-mass.



M. ft.	Mistura fiat	Let a mixture be made.
Mg.		Magnesium; Milligram.
ml.		Milliliter.
Mm.		Millimeter.
Mod. pre-script	Modo præscripto	In the manner directed.
Mol. wt.		Molecular weight.
Mor. sol.	More solito	In the usual way.
Muc.	Mucilago	Mucilage.
Myg.		Myriagram.
Myl.		Myrialiter.
Mym.		Myriameter.
N.		Nitrogen.
Na.	Natrium	Sodium.
Ni.		Nickel.
No.	Numero	Number.
Noct.	Nocte	By night.
O.	Octarius	A pint.
Ol.	Oleum	Oil.
Ol. oliv.	Oleum olivæ	Olive-oil.
Ol.-res.	Oleo-resina	Oleo-resin.
O. m.	Omni mane	Every morning.
Omn. bih.	Omni bithora	Every two hours.
Omn. hor.	Omni hora	Every hour.
Omn. noct.	Omni nocte	Every night.
Os.		Osmium.
Ov.	Ovum	An egg.
Oz.	Uncia	Ounce.
P.		Phosphorus, Pulse.
Part. æq.	Partes æquales	Equal parts.
Pb.		Lead.
P. c.	Post cibum	After meals.
P. C.	Pondus civile	Avoirdupois weight.
Pd.		Palladium.
Phar.		Pharmacopœia.
Pil.	Pilula	Pill.
Pocul.	Poculum	A cup.
Pond.	Pondere	By weight.
Pot.	Potio	Potion; potassa.
Ppt.	Preparata	Precipitate; Prepared.
P. rat. ætat	Pro rata ætatis	In proportion to age.
P. r. n.	Pro re nata	When required.
Pt.		Pint.
Pulv.	Pulvis	Powder.
Q. d.	Quater in die	Four times a day.
Q. l.	Quantum libet	According as required.

Q. p.	Quantum placeat	At will.
Q. s.	" sufficit	A sufficient quantity.
Qt.		Quart.
Q. v.	Quantum vis	As much as you wish.
R.		Reaumur's thermometer, Respiration.
R.	Recipe	Take.
Rad.	Radix	Root.
Rb.		Rubidium.
R. D.		Reaction of degeneration.
Rect.	Rectificatus	Rectified.
Rep.	Repetatur	Let it be repeated.
S.	Semis	Half; Sulphur.
S.	Signa	Label.
S. a.	Secundum artem	According to art.
Sb.	Stibium	Antimony.
Scr.	Scrupulum	Scruple.
Sig.	Signetur	Let it be labeled.
Sig. n. pr.	Signa nomine proprio	Label with common name.
Sing.	Singularum	Of each.
Si non val.	Si non valeat	If it does not answer.
Si op. sit.	Si opus sit	If requisite.
Solv.		Solve.
Sp., or Spir.	Spiritus	Spirit.
Sp. gr.		Specific gravity.
Ss.	Semi, semissis	One-half.
St.	Stet	Let it stand.
Su.	Sumat	Let him take.
S. v.	Spiritus vini	Alcoholic spirit.
S. v. r.	Spiritus vini rectificatus	Rectified spirit of wine.
S. v. t.	Spiritus vini tenuis	Dilute alcohol, proof-spirit.
Syr.	Syrupus	Syrup.
T.		Temperature.
T. d.	Ter in die	Three times a day.
Tr., Tinct.	Tinctura	Tincture.
Ung.	Unguentum	Ointment.
Ur.		Urine.
Vesic.	Vesicatorium	A blister.
Wt.		Weight.
V. s. b.	Venesectio brachii	Bleeding from the arm.
ll.	Minimum	Minim.
℥.	Drachma	Dram.
℥.	Scrupulum	Scruple.
℥.	Uncia	Ounce.

ABBREVIATIONS THAT SHOULD ONLY BE USED UNDER HEADINGS, OR WITH A CONTEXT, RENDERING THE MEANING OBVIOUS.—*Ewart.*

*Names of Diseases.*

Bctasis	Bronchiectasis.
Brhea	Bronchorrhea.
Btis	Bronchitis.
G. K.	Granular Kidney.
G. P.	General Paralysis.
Phth., or φθ, or φ.	Phthisis.
Pna	Pneumonia.
Pnx	Pneumothorax.
Rhc F.	Rheumatic Fever.
Rhsm	Rheumatism.
Sct F.	Scarlet Fever.
Syph., or σφ.	Syphilis.

*Names of Regions or Organs.*

Clavr	Clavicular.
I. C. F.	Infralavicular Fossa.
Infrascr	Infrascapular.
Interscr	Interscapular.
Mam	Mammary.

S. C. F.	Supraclavicular Fossa.
Sp. C.	Spinal Cord.
S. S. F.	Supraspinous fossa.
V. C. or V. B.	Vocal Bands.

*Names of Signs and Symptoms.*

C/	Cough.
Cephgia	Cephalalgia.
Hge	Hemorrhage.
Ngia	Neuralgia.
N. S.	Night-sweats.
Sp <sup>m</sup>	Sputum.
T.	Tongue.
Vg	Vomiting.
Vt	Vomit.

*In Physical Examination, Etc.*

H. C.	Humid Crepitations.
R. S.	Respiratory Sound.
V. F.	Vocal Fremitus.
V. S.	Voice-sounds.

ABBREVIATIONS USED IN OPHTHALMOLOGY.

Acc.	Accommodation.
Ah.	Hyperopic Astigmatism.
Am.	Myopic Astigmatism.
As.	Astigmatism.
Ax.	Axis.
B. D.	Base (of prism) down.
B. I.	" " in.
B. O.	" " out.
B. U.	" " up.
cm.	Centimeter.
Cyl.	Cylinder, Cylindric Lens.
D.	Diopter.
E.	Emmetropia, Emmetropic.
F.	Formula.
H.	Hyperopia, Hyperopic, Horizontal.

L. E.	Left Eye.
M.	Myopia, Myopic.
mm.	Millimeter.
O. D.	Oculus dexter—Right Eye.
O. S.	Oculus sinister—Left Eye.
P. p.	Punctum proximum, Near Point.
P. r.	Punctum remotum, Far Point.
R. E.	Right Eye.
Sph.	Spheric, Spheric Lens.
Sym.	Symmetric.
V.	Vision, Visual Acuity, Vertical.
+	Plus, Minus, Equal to.
∞	Infinity, 20 ft. distance.
∞	Combined with.
°	Degree.

## ABBREVIATIONS USED IN OTOTOLOGY.

<i>a.</i> . . . . .	Applied to or in contact with Auricle.	<i>ot. ext. chron.</i> . .	Otitis externa chronica.
<i>A. C.</i> . . . . .	Air-conduction.	<i>ot. ext. diff.</i> . . .	Otitis externa diffusa.
<i>A. D.</i> . . . . .	Auris dextra—Right Ear.	<i>ot. med. sup. ac.</i> .	Otitis media suppurativa acuta.
<i>A. S.</i> . . . . .	Auris sinistra—Left Ear.	<i>ot. med. sup.</i> . . .	Otitis media suppurativa chronica.
<i>B. C.</i> . . . . .	Bone-conduction.	<i>Pol.</i> . . . . .	Politzer's.
<i>c.</i> . . . . .	Contact.	<i>Pol. Ac.</i> . . . . .	Politzer's Acoumeter.
<i>d.</i> . . . . .	Dentes—applied to Teeth.	<i>R.</i> . . . . .	Right Ear.
<i>F.</i> . . . . .	Tuning-fork.	<i>S.</i> . . . . .	Susurrus—a Whisper.
<i>gl.</i> . . . . .	Glabella—applied to Forehead.	<i>t.</i> . . . . .	Applied to Temple.
<i>h.</i> . . . . .	Hearing Power.	<i>Tymp.</i> . . . . .	Tympanum.
<i>L.</i> . . . . .	Left Ear.	<i>ub.</i> . . . . .	Ubique—when applied at all points.
<i>m.</i> . . . . .	Applied to Mastoid.	<i>v.</i> . . . . .	Voice.
<i>Meat. Aud. Ext.;</i>		<i>V.</i> . . . . .	Applied to Vertex.
<i>M. E.</i> . . . . .	External Auditory Meatus.	<i>vib.</i> . . . . .	Vibration.
<i>Meat. Aud. Int.;</i>		<i>z.</i> . . . . .	Applied to Zygoma.
<i>M. I.</i> . . . . .	Internal Auditory Meatus.	<i>f.</i> . . . . .	Foot.
<i>Men. dis.</i> . . . .	Ménière's disease.	<i>"</i> . . . . .	Inches.
<i>M. flac.</i> . . . . .	Membrana flaccida; Shrapnell's membrane.	<i>—</i> . . . . .	Heard, but not Understood.
<i>M. T.; Mt.</i> . . . .	Membrana tympani.	<i>+K.</i> . . . . .	Rinné's Test Positive.
<i>Myring.</i> . . . . .	Myringitis.	<i>—R.</i> . . . . .	Rinné's Test Negative.
<i>O.</i> . . . . .	Complete Lack of Perception of Sound.		
<i>ot. ext. ac.</i> . . . .	Otitis externa acuta.		

## ABBREVIATIONS USED IN ELECTROTHERAPEUTICS.

<i>A., or An.</i> . . . . .	Anode.	<i>Kl.</i> . . . . .	Klang (sound).
<i>Amp.</i> . . . . .	Ampère.	<i>K. C.</i> . . . . .	Kathodal Closing.
<i>A. C.</i> . . . . .	Anodal Closing.	<i>K. C. C.</i> . . . . .	Kathodal Closing Contraction.
<i>A. C. C.</i> . . . . .	Anodal Closure Contraction.	<i>K. C. T.</i> . . . . .	Kathodal Closing Tetanus.
<i>A. C. O.</i> . . . . .	Anodal Closing Odor.	<i>K. D.</i> . . . . .	Kathodal Duration (or Period of Closure of Circuit).
<i>A. C. P.</i> . . . . .	Anodal Closing Picture.	<i>K. D. C.</i> . . . . .	Kathodal Duration Contraction.
<i>A. C. S.</i> . . . . .	Anodal Closing Sound.	<i>K. D. T.</i> . . . . .	Kathodal Duration Tetanus.
<i>A. D.</i> . . . . .	Anodal Duration.	<i>K. W.</i> . . . . .	Kilo-watt.
<i>A. D. C.</i> . . . . .	Anodal Duration Contraction.	<i>L.</i> . . . . .	Inductance (Coefficient of); Length.
<i>A. M.</i> . . . . .	Ampère-meter.	<i>M.</i> . . . . .	Strength of Pole.
<i>A. O.</i> . . . . .	Anodal Opening.	<i>Ma.</i> . . . . .	Milliampère.
<i>A. O. C.</i> . . . . .	Anodal Opening Contraction.	<i>Mfd.</i> . . . . .	Microfarad.
<i>A. O. O.</i> . . . . .	Anodal Opening Odor.	<i>N.</i> . . . . .	North Pole.
<i>A. O. P.</i> . . . . .	Anodal Opening Picture.	<i>O.</i> . . . . .	Opening of Circuit.
<i>A. O. S.</i> . . . . .	Anodal Opening Sound.	<i>P. D.</i> . . . . .	Potential Difference.
<i>B.</i> . . . . .	Magnetic Induction.	<i>Q.</i> . . . . .	Electric Quantity.
<i>B. A. U.</i> . . . . .	British Association Unit.	<i>R.</i> . . . . .	Ohmic Resistance.
<i>C.</i> . . . . .	Centigrade; Current; Cathode.	<i>S.</i> . . . . .	South Pole.
<i>C. C.</i> . . . . .	Cathodal Closure.	<i>T.</i> . . . . .	Time.
<i>C. C. C.</i> . . . . .	Cathodal Closure Contraction.	<i>Te.</i> . . . . .	Tetanic Contraction.
<i>C. C. C."</i> . . . . .	Various Degrees of Contraction.	<i>U.</i> . . . . .	Unit.
<i>C. C. T.</i> . . . . .	Cathodal Closing Tetanus.	<i>V.</i> . . . . .	Volume; Velocity.
<i>C. G. S. Units.</i> . .	Centimeter-gram-second Units.	<i>v.</i> . . . . .	Volt.
<i>C. O.</i> . . . . .	Cathodal Opening.	<i>V. A.</i> . . . . .	Voltaic Alternative.
<i>C. O. C.</i> . . . . .	Cathodal Opening Contraction.	<i>V. M.</i> . . . . .	Volt-meter.
<i>C. S.</i> . . . . .	Current-strength.	<i>W.</i> . . . . .	Work; Weight; Watt.
<i>D.</i> . . . . .	Duration; Density.	<i>Z.</i> . . . . .	Contraction (Zuckung).
<i>De. R.</i> . . . . .	Reaction of Degeneration.	<i>Z. Z' Z."</i> . . . .	Increasing Strengths of Contraction.
<i>E.</i> . . . . .	Earth; Electromotive Force.	<i>κ</i> . . . . .	Magnetic Susceptibility.
<i>E. M. D. P.</i> . . . .	Electromotive Difference of Potential.	<i>μ</i> . . . . .	Magnetic Permeability.
<i>E. M. F.</i> . . . . .	Electromotive Force.	<i>oh</i> . . . . .	Ohm.
<i>F. M.</i> . . . . .	Field Magnet.	<i>ρ</i> . . . . .	Specific Resistance.
<i>H.</i> . . . . .	Horizontal Intensity of the Earth's Magnetism; One Unit of Self-induction.	<i>Ω</i> . . . . .	Megohm (one-millionth part of an ohm).
<i>H.</i> . . . . .	Intensity of Magnetic Force.	<i>— —</i> . . . . .	Battery.
<i>I.</i> . . . . .	Intensity of Magnetism.	<i>+</i> . . . . .	Anode or Positive Pole.
<i>J.</i> . . . . .	Joule.	<i>—</i> . . . . .	Kathode or Negative Pole.
<i>K.</i> . . . . .	Electrostatic Capacity.	<i>&gt;</i> . . . . .	Greater than, as K > A.
<i>K.</i> . . . . .	Kathode.	<i>&lt;</i> . . . . .	Less than.

## PREFIXES AND SUFFIXES USED IN CHEMISTRY.

**Am-** indicates the group  $\text{NH}_2$ .  
**Azo-, diazo-,** and **hydrazo-** indicate compounds in which nitrogen atoms are linked in various ways.  
**Di-** is applied as a prefix to signify *two*.  
**Im-** indicates the group  $\text{NH}$ .  
**Ket-** indicates the molecule  $\text{CO}$  in certain structural relations.  
**Mon-** is employed as a prefix to signify *one*.  
**Nitro-** indicates the group  $\text{NO}_2$ .  
**Pent-** is applied as a prefix to signify *five*.  
**per-** denotes in a rather vague sense an indefinitely large amount of the body to which it is prefixed, or to which it is referred.  
**Sesqui-** indicates the proportion of *two to three*.  
**Sub-** is employed in a rather vague sense to indicate deficiency of the body to which it is prefixed.  
**Tetr-** is applied as a prefix to signify *four*.  
**Thio-** indicates sulphur, especially replacing oxygen.  
**Tri-** (sometimes "*ter-*") is applied as a prefix to signify *three*.  
**-al** indicates aldehydic structure.  
**-an** is applied to a class of bodies related to the starch and sugar group.  
**-ane** indicates a saturated hydrocarbon.  
**-ase** indicates an enzyme, or non-organized ferment, *e. g.*, diastase.

tase. This termination is at present restricted generally to enzymes of vegetable origin, but it should also be used with animal enzymes—which, however, usually end in "*in*." It would thus be better to say *pepsase* and *trypsin*, rather than *pepsin* and *trypsin*.

**-ate.** A suffix to nouns in chemistry signifying any salt formed by an acid acting on a base; *e. g.*, *sulphate, phosphate*.  
**-ic** denotes the higher of two valencies assumed by an element, and incidentally in many cases a larger amount of oxygen.

**-in** is of no precise significance, and is mostly applied to bodies the structure of which is not yet known.

**-yl, -ene, -enyl, and -ine** indicate hydrocarbons. According to the American system of orthography, the only case in which "*ine*" is used is as a termination for a series of hydrocarbons, beginning with Ethine,  $\text{C}_2\text{H}_2$ . English writers and some American chemists use it to signify basic properties, regarding *-in* as the proper term for non-basic bodies. They thus distinguish between salicin, which forms no salts with acids, and morphin (which under such system is spelled "morphine"), which does. It must be noted that such methods are not in accordance with the tendency of modern chemist nomenclature, which seeks to express structure, not properties. The organic bases

or alkaloids are not all of the same type, and when their structure is elucidated systematic names will be found for them. Until then there is no particular gain in indicating them as a group.

-id is similar to "in."

-ol indicates alcoholic structure, *i. e.*, presence of the group HO (hydroxyl), *e. g.*, alcohol, glycerol, phenol.

-one is applied to bodies related to the starches and sugars. It is, however, not used with this significance in "pep-

tone," which word is not formed according to any established system.

-ose indicates a carbohydrate, *e. g.*, glucose, although it is also occasionally applied to the results of digestion of proteids, *e. g.*, albumose.

-ous denotes the lower of two degrees of valency assumed by an element and incidentally indicates, in many cases, a small amount of oxygen.

The word *sulphonic* indicates the group  $\text{HSO}_3$ .

## ABBREVIATIONS USED IN HYGIENE AND SANITARY LAW.

Advt.	Advertisement.
A. O.	Abatement Order.
a. p.	Ashpit.
B. H.	Board of Health.
B. L.	By-Law or By-Laws.
C. A.	Confirming Authority.
C. C.	County Council.
C. G. S.	Court of General Sessions.
C. O.	Closing Order.
C. P.	Contributory Place.
C. P.	Cattle-plague.
c. p.	Cesspits.
C. Q. S.	Court of Quarter Sessions.
C. S.	Commissioners of Sewers.
C. S. J.	Court of Summary Jurisdiction.
D. I. D.	Dangerous Infectious Disease.
D. O.	Demolition Order.
D. P.	Daily Penalty; < not exceeding; > not less than.
d. p.	Dungpit.
e. c.	Earth-closet.
F. M. D.	Foot and Mouth Disease.
G. O.	General Order.
I.	Inspector.
I. A.	Infected Area.
I. D.	Infectious Disease.
I. P.	Infected Place.
I. S.	Improvement Scheme.
J. P.	Justice of the Peace.
L. A.	Local Authority.
L. B.	Local Board.
L. C. C.	London County Council.
L. E.	Local Enquiry.
L. G. B.	Local Government Board.
L. S. A.	Local Sanitary Authority.
M. A. B.	Metropolitan Asylums' Boards.
M. A. M.	Metropolitan Asylums' Managers.

M. M.	Medical Man.
M. O.	Medical Officer.
M. O. H.	Medical Officer of Health.
N. O.	Nuisance Order.
O.	Owner; Occupier.
O. C.	Order in Council.
O. R.	Official Representation.
P.	Privy.
P. A.	Public Analyst.
P. C.	Privy Council.
P. I. E.	Private Improvement Expenses.
P. O.	Prevention Order.
Prov. O.	Provisional Order.
P. P.	Pleuro-Pneumonia.
P. S. A.	Port Sanitary Authority.
P. S. C.	Petty Sessional Court.
Q. S.	Quarter Sessions.
R. A.	Rural Authority.
R. D.	Rural District.
Rg.	Regulations.
R. P. C.	Rivers-pollution Commission.
R. S. A.	Rural Sanitary Authority.
R. S. D.	Rural Sanitary District.
S. A.	Sanitary Authority.
s. c.	Sanitary Convenience.
S. I.	Sanitary Inspector.
S. O.	Special Order.
S. S.	Secretary of State.
U. A.	Urban Authority; Unhealthy Area.
U. D.	Urban District.
U. H. H.	Unfit for Human Habitation.
U. S. A.	Urban Sanitary Authority.
U. S. D.	Urban Sanitary District.
V. I.	Veterinary Inspector.
w. c.	Water-closet.
W. Co.	Water Company.
W. W.	Water Works.

## ABBREVIATIONS USED FOR ACTS OF PARLIAMENT.

A. A.	Alkali Acts, 1863, 1874 (Consolidated), 1881.
C. B. A.	Canal Boats Acts, 1877-84.
C. D. (A.) A.	Contagious Diseases (Animal) Act, 1878.
C. L. H. A.	Common Lodging Houses Act, 1851, etc.
D. C. M. O.	Dairy, Cowshed, and Milk Shop Order, 1885-6.
F. W. A.	Factories and Workshop Act, 1878.
H. W. C. A.	Housing of Working Classes Act, 1890.
I. D. (N.) A.	Infectious Diseases (Notification) Act, 1889.
I. D. (P.) A.	(Prevention) Act, 1890.
L. C. (A.) A.	Land Clauses (Consolidation) Acts, 1845.
L. G. A.	Local Government Act, 1888.

M. L. M. A.	Metropolis Local Management Act, 1855.
M. W. C. A.	Water Companies Act, 1871.
P. H. A.	Public Health (England) Act, 1875.
P. H. (A.) A.	" (Amendt.) " 1890.
P. H. (I.) A.	" (Ireland) " 1878.
P. H. (L.) A.	" (London) " 1891.
P. H. (S.) A.	" (Scotland) " 1867.
P. H. (W.) A.	" (Water) " 1878.
P. W. L. A.	Public Works Loans Act, 1879.
R. P. A.	Rivers Pollution Act, 1876.
S. F. D. A.	Sale of Food and Drugs Act, 1875.
S. J. A.	Summary Jurisdiction Act.

## SIGNS ABBREVIATIONS, ETC., USED IN DESCRIPTIVE ZOOLOGY AND BOTANY.

o	Feet.
"	Inches.
"	Lines; each one-twelfth of an inch, or about two millimeters.
!	A mark of affirmation or authentication.
?	A mark of doubt.
-	Figures or words separated by a short dash indicate the extremes of variation, as 5-10" long, few-many flowered; <i>i. e.</i> , varying from 5 to 10 lines in length, and with few to many flowers.
c.c.	Cubic centimeter.
cm.	Centimeter.
mm.	Millimeter.

$\mu$  . . . . . The Micron, Micromillimeter, or unit of Microscopic Measurement. For convenience of reference, the following table of comparative measurements is given:—

$\mu$	Inches.	$\mu$	Inches.	Inches.	$\mu$
1.	.000039	6.	.000236	$\frac{1}{10000}$	2.5399
2.	.000079	7.	.000276	$\frac{1}{8000}$	25.3997
3.	.000118	8.	.000315	$\frac{1}{6400}$	253.9972
4.	.000157	9.	.000354	$\frac{1}{5000}$	
5.	.000197	10.	.000394	One Meter	39.370432 in.

X . . . . . Used to express magnification, thus X 1000 indicates a magnification of 1000 diameters. The improper fraction  $\frac{1}{1000}$  indicates the same thing, but is rarely used.

①	An annual Herb.
②	A biennial Herb.
③	A perennial Herb.
u	An Undershrub, deciduous.
5	An Undershrub, evergreen.
S	A Shrub, deciduous.
5	A Shrub, evergreen.
T	A Tree, deciduous.
5	A Tree, evergreen.
h	An herbaceous Vine, annual or biennial.
h	A woody Vine, deciduous.
h	A woody Vine, evergreen.
h	A trailing Herb, annual or biennial.
h	A trailing Herb, perennial.
h	An aquatic plant.
5	Flowers perfect.



♂ . . . . .	A male animal, or a plant or flower bearing only stamens or antheridia.
♀ . . . . .	A female animal or a plant or flower bearing only pistils or archegonia.
♂ ♀ . . . . .	A young animal of undetermined sex, thus ♂, young male, or ♀, young female, but ♂ juv ( <i>juvenis</i> , young).
⊙ . . . . .	A monocarpic plant.
⊙ = . . . . .	Cotyledons accumbent.
⊙ = . . . . .	Cotyledons incumbent.
⊙ = . . . . .	A plant introduced and naturalized.
⊙ = . . . . .	A plant cultivated for ornament.
⊙ = . . . . .	A plant cultivated for use.
♂ . . . . .	Monocious.
♂ . . . . .	Diecious.
♂ . . . . .	Polygamus.
♂ . . . . .	Wanting or none.
♂ . . . . .	Numerous or indefinite; more than twenty when applied to stamens.
σ . . . . .	The microsecond represents .001 second or the unit of time in experiments or psychophysic reactions.

Authors' names are abbreviated in the following Manner:—

Ait., Aiton. Bech., Bechstein. Cham., Chamisso. Dum., Duméril, etc.

Nupt, signifies in ornithology, breeding plumage.

hornot, means a bird of the year.

-aceæ, a suffix used in botany to designate a family, the name chosen being one of the principal genera. Ex., *Rosa*, *Rosaceæ*, *Ranunculus*, *Ranunculaceæ*. Cf., *icæ*, *ideæ*, *inæ*, *æ*.

-ana, preferably used as a suffix to the name of a species around which others naturally cluster, in the naming of subsections or groups of species; e.g., the group of species of *Helix* related to *H. pomatia* may be indicated by the term *Pomatiana*.

-ensis, a termination given to the names of species only when derived from the name of their habitat; e.g., *Tænia madagascariensis*, *Daphne chinensis*, *Dracæna brasiliensis*.

Eu-, employed as a prefix in forming the names of genera, subgenera, or sections of genera before a Greek derivative.

Excl. gen., exclusit genus.

Excl. sps., exclusit species.

Excl. var., exclusit varietas, when following an onym, indicates that the group has undergone revision, and the name does not cover the original ground to the extent indicated.

-ia, -ius, -ica, -icus, -ina, -inus, -ita, -itus, terminations used in making specific names which are derived from the name of a river or other body of water, a province, a country, or a kingdom; e.g., *arabicus*.

-icæ, -ideæ, -inæ, suffixes used in botany to designate a family when the name taken ends in Latin -ix or -is (genitive *icis*, *idis*, *iscis*); e.g., *Salicinæ* from *Salix*, *Berberidæ* from *Berberis*, *Tamariscinæ* from *Tamarix*.

-eæ, as a rule, these suffixes, together with *eæ*, are employed to designate botanic sub-families, tribes, and sub-tribes; e.g., *Rosæ* from *Rosa*.

-idæ, -inæ, the suffixes added to the name of the earliest known or most characteristic genus, to designate zoölogic

families or sub-families; e.g., *Strix*, *Strigis*, *Strigidæ*, *Bucrotis*, *Bucerotidæ*.

-ites, -itis, frequently employed to designate fossil organisms analogous to the living form whose generic name is the radical to which *ites* is appended. They are rarely used with specific names.

Mutatis char., *mutatis characteris*, when following a specific name signifies a change in the diagnostic characters of a species.

-astrum, -oidea or -oides, -oidal, -oideum, -opsis, terminations employed in forming generic, sub-generic, or specific names after a Greek derivative. Bourguinat suggests that *astrum* be reserved to be appended to the name of a genus to indicate its typical sub-division. *Opsis* and *oides* should be reserved for sub-divisions of a genus which resemble another genus, by adding them to the name of that other genus when it is of Greek origin.

-oides is preferably reserved for specific names of Greek or barbarous (never Latin) origin.

(a) When the radical of the specific name is the name of a genus which it resembles, e.g., *Salix myrtilloides*, *Bupleurum ranunculoides*, *Malva abutiloides*, *Thuja cupressoides*.

(b) When the radical is the name of another species which the new one resembles. *Helix carascaloides*, a species like *H. carascalensis*.

(c) When the radical of the specific name is a Greek word signifying an animal, organ, part, object, as *Potentilla arachnoidea*, *Prenanthes deltoidea*, *Jungmannia zoöpsis*, *ichthyoides*, *rhomboideæ*, *pterigoides*, *paraboloides*, *dendroideus*.

Only one apparent exception to the compounding of Greek and Latin has been consecrated by usage; viz.: *ovoides* from *ovum* and *εἶδος*; this has arisen from the absence of euphony in the correct form, *ooides* (*ὄον*, and *εἶδος*).

pro-parte, for a part, when following a specific name indicates that since its first application the group has been revised.

Pseudo-, a prefix employed in forming specific names before a Greek derivative.

-pteris, a termination frequently employed in the generic names of ferns, for the purpose of recalling the affinities of the genus.

sp. (1) In zoölogy, abbreviation of species, written when the specific name is not known or is wanting, or if placed after the name of the authority, as *Crania craniolaris*, Linné sp., indicates that Linné is only to be credited with the specific name.

(2) In botany, species or specimen.

Sub-, a prefix employed in forming specific names before a Latin derivative. It may also be used in designating a new species before the name of another with which the first was in intimate relation. It is also used in the sense of *nearly*, *less*, *somewhat*, *slightly*. It has, moreover, a few legitimate Latin compounds which may be used for specific names; e.g., *subterraneus*, *subalpinus*, *sub-currens*, *subcutaneus*, *subdimidiatus*, *subjectus*, *submersus*, *subrotundus*, *substratus*.

Sub-sp., subspecies.

gen., genus.

var., variety, placed before the name of a plant or animal indicates that it is a hybrid of doubtful origin.

## SUNDRY ABBREVIATIONS.

Adj. . . . .	Adjective.
Adv. . . . .	Adverb.
Am. . . . .	American.
Arab. . . . .	Arabic.
A. S. . . . .	Anglo-Saxon.
Bot. . . . .	Botany. Botanic.
B. Ph. . . . .	British Pharmacopeia.
Celt. . . . .	Celtic.
Cf. . . . .	Confer, see.
Chem. . . . .	Chemistry, Chemic.
Colloq. . . . .	Colloquial.
Comp. . . . .	Compounded, Compound.
Dim. . . . .	Diminutive.
e. g. . . . .	( <i>Exempli gratia</i> ), For example.
Elec. . . . .	Electricity.
Eng. . . . .	English.
Etym. . . . .	Etymology, Etymologic.
f. . . . .	Feminine.
Fr. . . . .	French.
Geog. . . . .	Geography, Geographic.
Geol. . . . .	Geology, Geologic.
Geom. . . . .	Geometry, Geometric.
Ger. . . . .	German.
G. Ph. . . . .	German Pharmacopeia.
Gr. . . . .	Greek.
Heb. . . . .	Hebrew.
Hind. . . . .	Hindustani.
Ichth. . . . .	Ichthyology.
i. e. . . . .	( <i>id est</i> ), that is.
It. . . . .	Italian.

L., or Lat. . . . .	Latin.
Masc. . . . .	Masculine.
Math. . . . .	Mathematics.
Med. . . . .	Medicine, Medical.
M. E. . . . .	Middle English.
N. F. . . . .	National Formulary.
Nat. Hist. . . . .	Natural History.
Neg. . . . .	Negative.
Obs. . . . .	Obsolete.
O. F. . . . .	Old French.
Ophth. . . . .	Ophthalmology, Ophthalmologic.
Path. . . . .	Pathology, Pathologic.
Phil. . . . .	Philosophy, Philosophic.
Phys. . . . .	Physiology, Physiologic.
pl. . . . .	Plural.
priv. . . . .	Privative.
Pron. . . . .	Pronounced, Pronunciation.
q. v. . . . .	(Quod vide) which see.
Sax. . . . .	Saxon.
Sing. . . . .	Singular.
Sp. . . . .	Spanish.
Surg. . . . .	Surgery, Surgical.
Unof. . . . .	Unofficial.
U. S. Ph. . . . .	United States Pharmacopeia.
v. . . . .	Verb.
v. i. . . . .	Intransitive verb.
vide . . . . .	See.
v. t. . . . .	Transitive verb.
Zool. . . . .	Zoology, Zoologic.

## PREFIXES AND SUFFIXES USED IN MEDICAL TERMS.

## PREFIXES.

- A-, an-**, called *alpha privative* (Gr. *a*, *av*, or *ap*), the equivalent of our prefix, *un-*, or *in-*, denotes an absence or want of the thing or quality expressed by the principal; *e. g.*, *adynamia*, *anaerobic*, *aphasia*, *apraxia*, *apyrexia*, *astigmatism*, *atony*, etc. *a* is used before consonants, *an* before vowels, and, rarely, *am* before *bl* or *br*. (To be distinguished from *ana*.)
- Ad-** (*ad*), to, at, toward, as, *adduction*, *adhesion*. The *d* is often changed in the compound to correspond to the next letter, as *accretion*, *appendix*.
- Al-** (Arab.) article *the*; *e. g.*, *alchemy*, the secret art; *alcohol*, the very subtle.
- Amphi-** (or *amph-*) (*ἀμφί*), upon both sides, in two ways, as in *amphibrachiosis*, *amphibia*, etc.
- Ana-** (*ἀνά*). Up, through, again; *e. g.*, *anabolism*, *anasarca*, *anatomy*, etc.
- Anti-** (or *ant-*) (*ἀντί*). Against, opposed to, opposite of; as *antaphrodisiac*, *antibrachium*, *antipyretic*, *antiseptic*, etc.
- Apo-** (*ἀπό*). Off, away, upon; *e. g.*, *aponeurosis*, *apoplexy*, etc.
- Auto-** (*αὐτός*). Self; as *autopepsia*, *autopsy*.
- Bary-** (*βαρύς*). Heavy, difficult; as *barymezia*, *baryphonia*, etc.
- Bi-**, *bin-* (*βίς*). Twice, twofold; *e. g.*, *bicuspid*, *bivalent*, *binocular*, *binaural*.
- Bio-** (*βίος*). Life, *e. g.*, *bioplasm*, *biology*, *biolysis*.
- Brach-** (*βραχίων*). Arm, pertaining to the arm; as *brachialgia*, *brachioncus*.
- Broncho-** (*βρόγχος*). Pertaining to the trachea; as *bronchorrhagia*, *bronchotomy*.
- Cardi-**, **cardio-** (*καρδία*). Pertaining to the heart, as *cardiogram*, *cardialgia*.
- Celio-**, **cælio-** (*κοιλία*). Pertaining to the belly, as *celiotomy*, *cæliac*.
- Chiro-** (*χείρ*). The hand. *Chiragra*, *chiropodist*.
- Co-, con-**. Together, along with; *e. g.*, *coitus*, *congenital*.
- Dacryo-** (*δάκρυον*). A tear, pertaining to a tear; as *dacryoid*, *dacryo-cystitis*.
- Dactyl-** (*δάκτυλος*). A finger; pertaining to the fingers; as *dactylitis*, *dactylion*, *dactylate*.
- Dermo-**, **dermato-** (*δέρμα*). The skin; pertaining to the skin; *e. g.*, *dermatotomy*, *dermatolysis*.
- Di-** (*δίς*). Twice, double; as *dimorphism*, *digastric*.
- Dia-** (*διά*). Through. Examples: *diabetes*, *diagnosis*, *diaphragm*, *diarrhea*, etc.
- Dyn-** (*δύναμις*). Force, power; *dynamogeny*, *dynamograph*.
- Dys-** (*δύς*). Difficult, defective, painful; *e. g.*, *dysentery*, *dyspnea*, *dysuria*.
- Ec-, ex-, ecto-** (*ἐκ*, *ἐξ*, *ἐκτός*). Out, outside, away from; as in *ecchymoses*, *ecdemie*, *eclampsia*, *exostosis*, *exanthema*, *ectropion*, *ectoderm*.
- En-, em-** (*ἐν*, *ἐμ*). In, within; as in *embryo*, *embolism*, *endemic*, etc.
- Endo-, ento-** (*ἐντός*). Within, internal; *e. g.*, *endarteritis*, *endoscope*, *entoblast*, *entoptic*.
- Entero-** (*ἐντέρον*). The intestine; as in *enterocoele*, *enterostomy*, etc.
- Epi-** (*ἐπί*). Upon, over, above; *e. g.*, *epiblast*, *epicranium*, *epistaxis*, *epidemic*, etc.
- Extra-** (*ἐξ*). Outside; *e. g.*, *extravasation*, *extroversion*.
- Galact-** (*γάλα*). Milk; as *galactoele*, *galactozemia*, *galacturia*.
- Gastro-** (*γαστήρ*). The stomach; relation to the stomach; *e. g.*, *gastrocele*, *gastrocnemius*, *gastroenterostomy*, etc.
- Genio-** (*γενεῖον*). Pertaining to the chin; *e. g.*, *geniohyoglossus*, *geniohyoid*.
- Glosso-** (*γλῶσσα*). Pertaining to the tongue. See *glossology*, *glossoplegia*, *glossophytia*.
- Hæma-, hæmato- or hemo-** (*αἷμα*). The blood; pertaining to the blood. See *hematemesis*, *hematoma*, *hemorrhage*, etc.
- Hemi-** (*ἡμι-ἡμισυς*). Half; as in *hemichromatopsia*, *hemiscrania*, *hemiplegia*.
- Hepat-** (*ἥπαρ*). The liver; pertaining to the liver. See *hepatemphraxia*, *hepatization*, *hepatopostema*.
- Hetera-** (*ἑτερος*). Different; opposite; *e. g.*, *heteroinfection*, *heterologous*, *heteropathy*.
- Hydro-, hydr-** (*ὕδωρ*). Water; resembling or relating to water, dropsy, etc.; as in *hydremia*, *hydragogue*, *hydrate*, *hydrocephalus*, etc.
- Hyper-** (*ὑπέρ*). Excess; exaggerated abnormality in amount, size, quality, etc. See *hyperesthesia*, *hypermetropia*, *hyperpyrexia*, *hypertrophy*, and others.
- Hypno-** (*ὑπνος*). Sleep. See *hypnopathy*, *hypnotism*.
- Hypo-** (*ὑπό*). Diminution as to degree, amount, size, quality, etc., or that located under or beneath; *e. g.*, *hyposthenia*, *hypoblast*, *hypochondriac*, *hypodermatic*, *hypoglossal*.
- Hystera-, hystero-** (*ὑστέρα*). The uterus or womb; relation to the uterus; *e. g.*, *hysterectomy*, *hystero-epilepsy*, *hysteropectia*, etc.
- Ileo-** (*ἰλεον*). Pertaining to the ileum *e. g.*, *ileo-colitis*, *ileo-typhus*.
- Ilio-** (*ἰλιον*). Pertaining to the ilium; *e. g.*, *ilio femoral*, *ileolumbar*.
- Im-, in-** (*ἐν*). Privative, negative; as *imperforate*, *incarceration*, *insane*, *incontinence*.
- In-** (*ἐν*). In, within, upon, by; as *incubation*, *infarction*, *inflammation*, *inoculation*, etc.
- Infra-** (*ἑν*). Beneath, below; *e. g.*, *inframaxillary*, *infrascapular*.
- Inter-** (*ἐν*). Between. See *intercellular*, *intercostal*, *intertrigo*, and others.
- Intra-** (*ἐν*). Within, inside of, as *intra-articular*, *intra-uterine*.
- Iso-** (*ἴσος*). Equal, like; *e. g.*, *isometric*, *isothermal*, *isopathy*.
- Kata-, kath-** (*κατά*). Down, through; as *katabolism*, *katonomia*, *kathode*.
- Leuko-** (*λευκός*). Whiteness; *e. g.*, *leukemia*, *leukocyte*, *leukomani*, *leukorrhæa*.
- Lith-, litho-** (*λίθος*). Pertaining to stone, calculus, or lithic acid. See *lithemia*, *lithiasis*, *lithotripsy*, etc.
- Macro-** (*μακρός*). Largeness, hypertrophy; as in *macroglossia*, *macromelia*.
- Mal-** (*Μαλός*). Bad; as *malformation*, *malpractice*, *malaria*.
- Melano-** (*μέλας*). Blackness, pigmentation; *e. g.*, *melancholia*, *melano-sarcoma*.
- Meso-** (*μέσος*). The middle; *e. g.*, *mesoblast*, *mesocolon*, etc.
- Meta-** (*μετά*). With, after; *e. g.*, *metabolism*, *metatarsus*.
- Micro-** (*μικρός*). Smallness; *e. g.*, *micrococcus*, *microglossia*, *microscope*.
- Mon-, mono-** (*μόνος*). Singleness. For example, *monamin*, *monomania*, *monorchis*.
- Morpho-** (*μορφή*). Shape, form; *e. g.*, *morphography*, *morphology*, *morphometry*.
- Multi-** (*μῦλτος*). Number, many; *e. g.*, *multilocular*, *multi-parous*.
- Myelo-** (*μυελός*). Referring to the brain or spinal cord; as *myeloid*, *myelitis*.
- Myo-** (*μύς*). Pertaining to a muscle or to muscularity. See *myocarditis*, *myoma*, *myopathy*.
- Neo-** (*νέος*). New, recent, young; as *neogala*, *neo-membrane*, *neoplasm*.
- Nephro-** (*νεφρός*). Pertaining to the kidney; *e. g.*, *nephropostasis*, *nephria*, *nephritis*.
- Neuro-** (*νεῦρον*). Relating to a nerve or to neurology. In the original Greek the word meant a cord or tendon,—*neurosis*, the stringing of the bow. It is now applied only to nerve-structure; as, *e. g.*, *neuralgia*, *neurasthenia*, *neurilemma*, *neuroglia*.
- Ob-** (*ὀβ*). In front of, against, denoting hindrance or obstruction; *e. g.*, *obstruent*, *obturator*, *occlusion*, *opponens*.
- Odonto-** (*ὀδούς*). Of the teeth; as *odontology*, *odontalgia*.
- Oligo-** (*ὀλίγος*). Fewness or lack of, as *oligocythemia*.
- Ophthalm-** (*ὀφθαλμός*). Pertaining to the eye, as *ophthalmia*, *ophthalmoplegia*.
- Ortho-** (*ὀρθός*). Straight, upright, correct. See *orthoscope*, *orthopedia*, *orthopraxis*.
- Osteo-** (*ὀστέον*). Referring to bone. See *osteoblast*, *osteomyelitis*, *osteoplastic*.
- Oto-** (*ὄψ*). Pertaining to the ear, as *otorrhea*, *otophone*.
- Oxy-** (*ὀξύς*). Denoting the presence of oxygen, or acidity; as *oxygen*, *oxyhemoglobin*.
- Pan-, Pant-** (*πᾶς*, *πᾶν*). All, every, universal; as *pancreas*, *pangenesis*, *panmorphia*.
- Para-** (*παρά*). Through, near, by, by the side of, abnormality. Examples: *paracentesis*, *paresthesia*, *parenchyma*, *parotid*.
- Peri-** (*περί*). About, around. See *e. g.*, *pericardium*, *perimeter*, *perilymph*, *periosteum*.
- Pod-** (*πούς*). Pertaining to the foot, as *podalgia*, *pododema*.
- Poly-, pol-** (*πολύς*). Many, much; *e. g.*, *polycoria*, *polygalactia*, *polyuria*.
- Præ-, pre-** (*πρᾶ*). Before; *e. g.*, *præcordia*, *prepuce*.
- Pro-** (*πρό*). Before, down; as in *process*, *proclivencia*, *prolapse*, *proptosis*.
- Proc-, procto-** (*πρωκτός*). The anus, pertaining to the anus; *e. g.*, *proctitis*, *proctoplegia*.
- Pseudo-** (*ψευδής*). False, spurious; as in *pseudarthrosis*, *pseudocystitis*.
- Pyo-** (*πύον*). Pertaining to pus or purulency; *e. g.*, *pyogenic*, *pyosalpinx*.
- Pyr-, pyro-** (*πύρ*). Concerning fire or heat, or inflammation; *e. g.*, *pyrogenous*, *pyrexia*.
- Retro-** (*ῤετρο*). Backward, behind; *e. g.*, *retroflex*, *retroversion*.
- Rhin-, Rhino-** (*ρίς*). Pertaining to the nose, as *rhinoplasty*, *rhinitis*.
- Semi-** (*ἡμισ*). Half, partly, almost, as *semicapitulum*, *semilunar*.



**Sphyg-** (σφυγμός). Pertaining to the pulse, as *sphygmometer*, *sphygmotechny*.  
**Sub-** (Sub). Beneath, under; and also partialty or deficiency of, as *subclavian*, *subluxation*.  
**Super-** (Super). Above, upon; excess of; *e. g.*, *supercilium*, *superfecundation*.

**Supra-** (Supra). Above, upon, superior to, as *supraorbital*, *supraspinatus*.  
**Sym-, syn-** (σύν). With, together, same. See, *e. g.*, *symblepharon*, *symphysis*, *synalgia*, *synchondrosis*.  
**Zoö-** (ζῶον). Animal. See *zoölogy*, *zoöchemia*.

## SUFFIXES.

**-ago** (αγερ). Gives the idea of activity, presentation, etc.; as *lumbago*.  
**-agogue** (ἀγειν, to bear off, carry away). Signifies an agent stimulating the function of excretion or secretion of the product. Thus, *emmenagogue*, *hydragogue*, *sialagogue*.  
**-agra** (ἀγρα, an attack, seizure). Denotes an acute attack of pain in the part, as *arthragra*, *podagra*.  
**-algia** (ἄλγος, pain). Pain in a part, expressed by the chief word; *e. g.*, *cephalalgia*, *gastralgia*.  
**-atresia** (ἀτρησία). Imperforate, as in *proctatresia*.  
**-cele** (κῆλη). A tumor, hernia, or protrusion. See *cystocele*, *hydrocele*, *meningocele*.  
**-cele**, **-cele** (κοιλία). A cavity, ventricle; *e. g.*, *mesocele*.  
**-ectomy** (ἐκτέμνειν). Excision, exsection; as in *oöphorectomy*, *nephrectomy*, *splenectomy*.  
**-emia** (αἷμα, blood). Denotes a condition of the blood, or an ingredient in the same, expressed by preceding word; *e. g.*, *hydremia*, *lithemia*, *pyemia*, *uremia*.  
**-etin** (ἐρτίνν) Used in the names of certain resins, as *abietin*.  
**-fuge** (fugare, to expel). Driving out, an expeller, as *vermifuge*, *febrifuge*, etc.  
**-graph**, **-graphy** (γραφειν, to write). An instrument; a treatise or description; *e. g.*, *sphygmograph*, *demography*.  
**-ia**, often contracted to **-y**, denotes the quality of the root-word as an abstract noun, as *akromegalia*, *akromegaly*.  
**-idæ** (-ιδῆς). The suffix to the name of a genus forming the name of a family; *bovidæ*, *equidæ*.  
**-igo**. A variation of **-ago**; *e. g.*, *brunigo*, *vertigo*.  
**-is**, **-sis**. Present the abstract idea of activity of the root-word.  
**-ism** (-ισμος). Implies the doctrine, practice, or theory of the principal word; *Darwinism*, *tribadism*.  
**-ite** (-ίτης). Of the nature of. In anatomy, denoting a constituent part of an organ; as *sergite*, *sternite*. In chemistry, any salt of an -ous acid; as *sulphite*, *phosphite*.  
**-itis** (-ίτις). Originally the feminine ending of Greek substantives and denotes an especial activity of the root-word. By habit and general use it is now limited to inflammatory activity; as *gastritis*, *otitis*, etc.  
**-logy** (λόγος, discourse). A treatise upon; as *bacteriology*, *dermatology*, *pathology*.  
**-lysis** (λύσις, a loosening). A separation into constituent parts, or the setting free of some part; as *hydrolysis*, *analysis*.  
**-malacia** (μαλακός, soft). Abnormal softness; as in *osteomalacia*.  
**-mania** (μανία, madness). The chief word denotes the principal

symptom of the mental affection; *e. g.*, *erotomania*, *kleptomania*, etc.  
**-meter** (μέτρον, a measure). An instrument for measuring; *e. g.*, *ærometer*, *urinometer*.  
**-odynia** (ὀδύνη, excessive pain). The principal word denotes the seat of great pain, as *coccygodynia*.  
**-oid** (εἶδος, form). Similar in shape, etc.; as in *choroid*, *cuboid*, *sphenoid*, *xiphoid*.  
**-oma** (ωμα). A tumor, *e. g.*, *glioma*, *sarcoma*.  
**-opia** (ωψ). Pertaining to the eye or vision; as in *amblyopia*, *myopia*, etc.  
**-orium**, **-torium**, **-sorium** (-τήριον). Designate places, tools, etc.; as *tentorium*, *auditorium*, etc.  
**-osis**, **-osus**, derived from Greek words in -ω, and usually denote fulness, redundancy, excess.  
**-pathy** (πάθος). A condition of disease, and also a method of cure; as *adenopathy*, *psychopathy*, *homeopathy*, *hydrophathy*.  
**-phobia** (φοβος, fear). Morbid or exaggerated fear or dread, as *agoraphobia*, *photophobia*.  
**-plasty** (πλάσσειν, to form). Surgical plastic operation upon a part; *e. g.*, *blepharoplasty*, *rhinoplasty*.  
**-rhagia** (ῥάγνναι, to burst forth). A hemorrhage or excessive discharge; *e. g.*, *blennorrhagia*, *metrorrhagia*.  
**-rhaply** (ῥαφή, a suture). A stitching or suturing of a part; as *enterorrhaphy*, *perineorrhaphy*.  
**-rhea** (ρεῖν, to flow). An excessive discharge or excretion; as *blennorrhæa*, *diarrhæa*, *leukorrhæa*.  
**-scope** (σκοπεῖν, to look). An instrument for making an examination; as *laryngoscope*, *microscope*.  
**-scopy** (σκοπέειν). An examination; as *ophthalmboscopy*.  
**-stomy** (στόμα, mouth). A suffix seen in the names of those surgical operations in which an artificial opening or passage is formed, as *enterostomy*.  
**-tas**, **-ty**. Derived originally from the Greek -της, denote abstract quality or idea, as *immunity*, *acidity*.  
**-tio**, **-atio**, **-tion**. A suffix of verbal roots denoting an action or function as taking place—an occurrence. The *n* was added to the original -tio by Roman and French influence.  
**-tomy** (τέμνειν, to cut). Incision; *e. g.*, *laparotomy*, *tenotomy*.  
**-ulum**, **-ula**, **-ulum**, **-ola**, **-ion**, **-ellus**, **-illus**, **-leus**. Diminutives.  
**-uria** (ουρθεῖν, to urinate). Abnormalities of the urine or of urination; as *albuminuria*, *polyuria*.

## DEGREES, DIPLOMAS, AND QUALIFICATIONS.

A. A. S. . . . . Fellow of the American Academy.  
A. B. or B. A. . . . Bachelor of Arts.  
A. M. . . . . Master of Arts.  
C. M. . . . . Master in Surgery.  
D. D. S. . . . . Doctor of Dental Surgery.  
D. P. H. . . . . Diploma in Public Health.  
D. S. M. . . . . Diploma in State Medicine.  
D. S. S. . . . . Diploma in Sanitary Science.  
F. B. S. . . . . Fellow of the Botanical Society.  
F. B. S. Ed. . . . Fellow Botanical Society of Edinburgh.  
F. C. S. . . . . Fellow of the Chemical Society.  
F. E. S. . . . . Fellow of the Entomological Society.  
F. F. P. S. G. . . . Fellow of the Faculty of Physicians and Surgeons of Glasgow.  
F. K. Q. C. P. I. . . Fellow of the King and Queen's College of Physicians of Ireland.  
F. L. S. . . . . Fellow of the Linnæan Society.  
F. R. C. P. L. . . . Fellow of the Royal College of Physicians of London.  
F. R. C. P. Ed. . . . Fellow of the Royal College of Physicians of Edinburgh.  
F. R. C. P. I. . . . Fellow of the Royal College of Physicians of Ireland.  
F. R. C. S. E. . . . Fellow of the Royal College of Surgeons of England.  
F. R. C. S. Ed. . . . Fellow of the Royal College of Surgeons of Edinburgh.  
F. R. C. S. I. . . . Fellow of the Royal College of Surgeons in Ireland.  
F. R. S. . . . . Fellow of the Royal Society.  
F. R. S. E. . . . . Fellow of the Royal Society of Edinburgh.  
F. R. S. L. . . . . Fellow of the Royal Society of London.  
L. A. H. . . . . Licentiate of the Apothecaries' Hall, Dublin.  
L. D. S. . . . . Licentiate in Dental Surgery.  
L. F. P. S. G. . . . Licentiate of the Faculty of Physicians and Surgeons of Glasgow.  
L. K. Q. C. P. I. . . Licentiate of the King and Queen's College of Physicians of Ireland.

LL. B. . . . . Bachelor of Laws.  
LL. D. . . . . Doctor of Laws.  
L. R. C. P. L. . . . Licentiate of the Royal College of Physicians of London.  
L. R. C. P. Ed. . . . Licentiate of the Royal College of Physicians of Edinburgh.  
L. R. C. S. Ed. . . . Licentiate of the Royal College of Surgeons of Edinburgh.  
L. R. C. S. I. . . . Licentiate of the Royal College of Surgeons in Ireland.  
L. S. A. . . . . Licentiate of the Apothecaries' Society of London.  
L. S. S. . . . . Licentiate in Sanitary Science.  
M. A. . . . . Master of Arts.  
M. B. . . . . Bachelor of Medicine.  
M. D. . . . . Doctor of Medicine.  
M. K. Q. C. P. I. . . Member of the King and Queen's College of Physicians of Ireland.  
M. P. S. . . . . Member of the Pharmaceutical Society.  
M. R. C. C. . . . Member Royal College of Chemistry.  
M. R. C. P. L. . . . Member of the Royal College of Physicians of London.  
M. R. C. P. Ed. . . . Member of the Royal College of Physicians of Edinburgh.  
M. R. C. P. I. . . . Member of the Royal College of Physicians of Ireland.  
M. R. C. S. E. . . . Member of the Royal College of Surgeons of England.  
M. R. C. S. Ed. . . . Member of the Royal College of Surgeons of Edinburgh.  
M. R. C. S. I. . . . Member of the Royal College of Surgeons in Ireland.  
M. R. C. V. S. . . . Member of the Royal College of Veterinary Surgeons.  
M. S. . . . . Master in Surgery.  
Ph. B. . . . . Bachelor of Philosophy.  
Ph. D. . . . . Doctor of Philosophy.  
V. S. . . . . Veterinary Surgeon.

# INDEX OF TABLES

AND IMPORTANT DEFINITIONS, WHEREIN LARGE NUMBERS OF FACTS ARE  
BROUGHT TOGETHER AND CLASSIFIED.

	PAGE		PAGE
Abbreviations, . . . . .	ix	Milk, Analysis of, . . . . .	768
Prefixes and Suffixes, . . . . .	xiv	Monstrosities, . . . . .	779
Acids, . . . . .	28	Motor Points ( <i>Illustrated</i> ), . . . . .	784
Alcohols, . . . . .	56	Mulatto, . . . . .	789
Aldehyds, . . . . .	57	Murmurs, . . . . .	792
Anesthetics, . . . . .	79	Muscles ( <i>Illustrated</i> ), . . . . .	795
Angles, . . . . .	83	Nerves ( <i>Illustrated</i> ), . . . . .	848
Arteries ( <i>Illustrated</i> ), . . . . .	116	Nuclei, . . . . .	878
Artificial Feeding of Infants, . . . . .	140	Oils, . . . . .	889
Bacteria ( <i>Illustrated</i> ), . . . . .	157	Oleomargarin, Analysis of, . . . . .	892
Bandages ( <i>Illustrated</i> ), . . . . .	188	Operations, Eponymic, . . . . .	899
Baths, . . . . .	195	Organotherapy, . . . . .	940
Batteries, Electrical, used in Medicine, . . . . .	198	Paralyses, . . . . .	973
Bones ( <i>Illustrated</i> ), . . . . .	217	Parasites ( <i>Illustrated</i> ), . . . . .	978
Breath Sounds, . . . . .	235	Pelves ( <i>Illustrated</i> ), . . . . .	1035
Canals, . . . . .	253	Phthisis, . . . . .	1075
Carbohydrates, . . . . .	261	Pigments, . . . . .	1085
Catheters, Sizes of ( <i>Illustrated</i> ), . . . . .	272	Planes, . . . . .	1109
Cereals, . . . . .	280	Plates, . . . . .	1114
Cheese, . . . . .	285	Plexuses, . . . . .	1121
Condensed Milks, . . . . .	316	Points, . . . . .	1133
Convolutions of Cerebrum ( <i>Illustrated</i> ), . . . . .	323	Poisons, . . . . .	1136
Craniometric Points, . . . . .	337	Position, and Position and Direction, . . . . .	1161
Diameters, Craniometric and Pelvic, . . . . .	369	Postures ( <i>Illustrated</i> ), . . . . .	1167
Diseases, Eponymic, . . . . .	380	Pregnancy, . . . . .	1175
Doses, Gaubins' Table, . . . . .	395	Processes, . . . . .	1181
Ducts, . . . . .	398	Ptomains, . . . . .	1210
Electric Units, . . . . .	413	Râles, . . . . .	1235
Elements, Chemic, . . . . .	416	Reflexes, . . . . .	1245
Ethers, . . . . .	444	Regions ( <i>Illustrated</i> ), . . . . .	1248
Exanthemata, . . . . .	450	Resins, . . . . .	1253
Fetometry, . . . . .	465	Respiration, . . . . .	1255
Fetus, Positions and Presentations of, . . . . .	467	Signs and Symptoms of Disease, . . . . .	1323
Fevers, . . . . .	466	Sinuses ( <i>Illustrated</i> ), . . . . .	1329
Fissures, . . . . .	473	Skin Diseases, . . . . .	1333
Flour, . . . . .	479	Soaps, . . . . .	1338
Foods, . . . . .	482	Spaces, . . . . .	1343
Foramina, . . . . .	483	Spectacle Lenses, Numbering of, . . . . .	1346
Ganglia, . . . . .	502	Spinal Cord, Localization in ( <i>Illustrated</i> ), . . . . .	1354
Glands, . . . . .	517	Stains, Fluids for Fixing and Hardening, etc., . . . . .	1367
Handkerchief Dressings ( <i>Illustrated</i> ), . . . . .	540	Starches ( <i>Illustrated</i> ), . . . . .	1408
Hernia ( <i>Illustrated</i> ), . . . . .	561	Sugars, . . . . .	1430
Hydrocarbons, . . . . .	581	Sutures ( <i>Illustrated</i> ), . . . . .	1437
Insanity, . . . . .	615	Tests, . . . . .	1468
Knots, Surgical ( <i>Illustrated</i> ), . . . . .	645	Theories, . . . . .	1510
Koumiss, Analysis of, . . . . .	646	Thermometers, Comparison of, . . . . .	1513
Lamina, . . . . .	655	Treatments, . . . . .	1532
Laws, . . . . .	663	Triangles, . . . . .	1539
Leukomains, . . . . .	674	Tumors ( <i>Illustrated</i> ), . . . . .	1555
Life, Expectation of, . . . . .	678	Urinary Calculi, Analysis of, . . . . .	1576
Ligament ( <i>Illustrated</i> ), . . . . .	679	Urinary Sediments ( <i>Illustrated</i> ), . . . . .	1577
Lines or Linæ, . . . . .	688	Urine, Colors of the, . . . . .	1580
Localization ( <i>Illustrated</i> ), . . . . .	701	Veins, . . . . .	1592
Membrana, . . . . .	741	Wave-lengths. and Frequencies of Light, . . . . .	1612
Metric System, . . . . .	759	Weights and Measures ( <i>Illustrated</i> ), . . . . .	1613



# AN ILLUSTRATED DICTIONARY

OF

## MEDICINE, BIOLOGY, AND ALLIED SCIENCES.

### A

**A** [*â, âv, or âu*, without]. The Greek letter *alpha*, called alpha privative, equivalent to the prefix *un* or *in*. It denotes absence or want of the thing or quality expressed by the root of the word. *a-* is used before consonant, and *an-* before vowel sounds; *am-* is sometimes used before *-bl* or *-be*. Also, the symbol of *Anode*.

**Aa** [*âvâ*, of each]. An abbreviation, written *ââ*, used in prescriptions to denote repetition of the same quantity for each item.

**âââ**. Abbreviation for *Amalgam*.

**Aasmus** (*a-as'-mus*) [*ââσμός*, a breathing out]. Asthma.

**Ab** [*ab*, from]. A Latin prefix signifying *from*.

**Abaca** (*ab'-ak'-ah*, Sp. pron. *ah'-vah-kah'*). Manilla hemp. See *Hemp*. Also *Musa textilis*, the plant which produces it.

**Abactinal** (*ab-ak'-tin-al*) [*ab*, away; *actinal*, the oral surface of a radiate animal]. In biology, aboral. Agassiz's term for the surface of radiates opposite to that having the mouth.

**Abactio** (*ab-ak'-she-o*) [*abigere*, to drive away]. An abortion, or labor, artificially induced.

**Abactus Venter** (*ab-ak'-tus ven'-ter*) [*abigere*, to drive out; *venter*, the belly]. An abortion procured by artificial means.

**Abadie's Sign**. See *Signs and Symptoms, Table of*.

**Abalienated** (*ab-âl'-yen-a-ted*) [*abalienatus*, alienated, estranged]. 1. Deranged, or insane. 2. Gangrenous, or so severely injured as to require amputation or extirpation.

**Abalienation** (*ab-âl'-yen-a'-shun*) [*abalienatio*; *ab*, away; *alienare*, to transfer]. Decay, especially mental decay, insanity.

**Abanet**. See *Abnet*.

**Abaptista** (*ah-bap-tis'-tah*). Same as *Abaptiston*.

**Abaptiston** (*ah-bap-tis'-ton*) [*â* priv.; *βάπτιστος*, immersed]. A trephine so shaped that penetration of the brain is impossible.

**Abarthrosis** (*ab-ar-thro'-sis*) [*ab*, from; *arthrosis*, a joint]. Same as *Diarthrosis*, or *Abarticulation*.

**Abarticular** (*ab-ar-tik'-u-lar*) [*ab*, from; *articulus*, joint]. Not connected with or situated near a joint.

**Abarticulation** (*ab ar-tik-u-la'-shun*) [*ab*, from; *articulatio*, joint]. 1. Same as *Diarthrosis*, a term more frequently used; sometimes also a synonym of *Synarthrosis*. 2. A luxation; the dislocation of a joint.

**Abasia** (*ah-bâ'-ze-ah*) [*â* priv.; *βάσις*, a step]. Motor incoördination in walking. See *Astasia*.

**Abasic** (*ah-bâ'-sik*). Pertaining to, or affected with, abasia.

**Abatement** (*a-bâ'-ment*) [*ab*, from; *batuere*, to strike]. Mitigation or decrease in severity of pain, or of any untoward symptom or condition.

**Abattoir** (*ah-bat-var'*) [Fr.]. A slaughter-house or establishment for the killing and dressing of animals.

**Abaxial** (*ab-ak'-se-al*) [*ab*, from; *axis*, an axle]. Not situated in the line of the axis. In botany, indicating that the embryo is not in the axis of the seed.

**Abbé Condenser**. See *Illuminator*, *Abbé*. **A. Illuminator**. See *Illuminator*.

**Abbé's Apochromatic Lenses**. See *Apochromatic Lens*.

**A. Catgut Rings**, rings composed of eight or ten turns of heavy catgut in the shape of an oval, with inside diameter of two inches, for use in intestinal anastomosis.

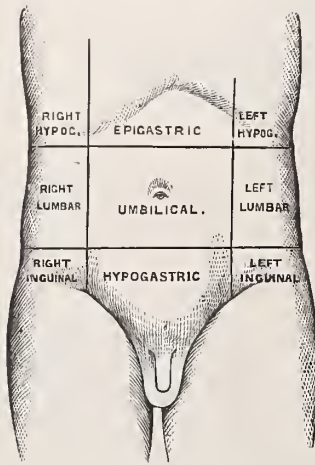
**Abbreviate**, or **Abbreviated** (*ab-bre'-ve-a-ted*) [*ab*, from; *breviare*, to shorten]. Shortened, cut short.

**Abbreviations** (*ab-bre-ve-a'-shunz*). See *List of Abbreviations* in introductory matter.

**Abdomen** (*ab-do'-men* or *ab'-do-men*) [*abdere*, to hide]. The large inferior cavity of the trunk, extending from the pelvic cavity to the diaphragm, and bounded in front and at the sides by the lower ribs and abdominal muscles, and behind by the vertebral column, the psoas and quadratus lumborum muscles. It is artificially divided into nine regions by two circular lines, the upper parallel with the cartilages of the ninth ribs, the lower with the iliac crests, and by two lines from the cartilages of the eighth rib to the center of Poupart's ligament. The regions thus formed are, above, the right hypochondriac, the epigastric, and the left hypochondriac; secondly, the right lumbar, umbilical, and left lumbar; and below, the right inguinal, the hypogastric and the left inguinal. **A.**, **Pendulous**, a relaxed condition of the abdominal walls in which they hang down over the pubis.

**Abdominal** (*ab-dom'-in-al*) [*abdere*, to hide]. Pertaining to or connected with the abdomen. **A. Aneurysm**. See *Aneurysm*. **A. Aorta**. See *Artery*. **A. Aponeurosis**. See *Aponeurosis*. **A. Brain**, the solar plexus. **A. Compress**, a form of local pack, made by forming folds of a coarse linen towel of sufficient breadth to reach from the ensiform cartilage to the pubis; one of the folds is then wrung out of cold water, applied, and the remainder is rolled around the body so as to retain it in position. **A. Ganglia**. See *Ganglia*. **A. Gestation**. See *Pregnancy, Extrauterine*. **A. Hysteria**, an hysterical condition simulating peritonitis, in which the abdomen becomes extremely painful to the touch, swollen, and distended with gas, attended with temporary rise of temperature. **A. Line**, the linea alba. **A. Muscles**, the internal and external obliques, the transversalis, rectus, pyramidalis, and quadratus lumborum. See *Muscles, Table of*. **A. Pore**, a name applied to the openings connecting the peritoneal

cavity of a few fishes with the urino-genital cloaca, and employed in the outward transportation of the generative products. **A. Press.** See *Prelum Abdo-*



ABDOMINAL REGIONS.

*minale*. **A. Reflex.** See *Reflexes, Table of*. **A. Regions.** See *Abdomen*. **A. Respiration,** R. carried on chiefly by the diaphragm and abdominal muscles. **A. Ribs,** transverse ossifications (dermal?) of the abdominal wall of crocodiles and certain other reptiles. **A. Ring, External,** a triangular opening in the fibers of the aponeurosis of the external oblique muscle transmitting the spermatic cord of the male and the round ligament of the female. **A. Ring, Internal,** an oval aperture in the fascia transversalis that transmits the spermatic cord of the male and the round ligament of the female. **A. Scutella,** the broad, belly scales of serpents, so far as the anus. **A. Section.** See *Celiotomy*. **A. Segments,** the more or less evident transverse divisions or somites of the abdomen in arthropods. **A. Typhus,** Enteric Fever. **A. Vertebrae,** those vertebrae in fishes, that give off ribs or processes arching the visceral cavity.

**Abdomino-anterior** (*ab-dom'-in-o-an-te'-re-or*). Having the belly forward (used of the fetus in utero).

**Abdomino-genital** (*ab-dom'-in-o-jen'-it-al*). Relating to the abdomen and the genitalia. **A. Nerve, Inferior,** the ilio-inguinal nerve. **A. Nerve, Superior,** the ilio-hypogastric nerve.

**Abdomino - hysterectomy** (*ab-dom'-in-o-his-ter-ek'-to-me*). Removal of the uterus through an abdominal incision.

**Abdomino - hysterotomy** (*ab-dom'-in-o-his-ter-ot'-o-me*). Hysterotomy through an abdominal incision.

**Abdomino-posterior** (*ab-dom'-in-o-pōs-te'-re-or*). Having the belly toward the mother's back (used of the fetus in utero).

**Abdomino-scrotal** (*ab-dom'-in-o-skro'-tal*). Relating to the abdomen and the scrotum. **A. Muscle,** the cremaster muscle.

**Abdomino-thoracic** (*ab-dom'-in-o-tho-ras'-ik*). Relating to the abdomen and thorax.

**Abdomino - uterotomy** (*ab-dom'-in-o-u-ter-ot'-o-me*). See *Abdomino-hysterotomy*.

**Abdomino-vesical** (*ab-dom'-in-o-ves'-ik-al*). Relating to the abdomen and the urinary bladder. **A. Pouch,** a fold of the peritoneum in which are comprised the urachal fossae.

**Abdominoscopy** (*ab-dom-in-os'-ko-pe*) [*abdomen*; σκοπέιν, to examine]. Examination of the abdomen

for diagnostic purposes, by inspection, palpation, measurement, percussion, etc.

**Abdominous** (*ab-dom'-in-us*) [*abdere*, to hide]. Having a large abdomen.

**Abduce** (*ab-dūs'*) [*ab*, away; *ducere*, to lead]. To draw away, as by an abductor muscle.

**Abducens** (*ab-du'-senz*) [L., "leading away"]. A term applied to certain muscles, or their nerves, that draw the related part from the median line of the body. Also, the sixth pair of nerves supplying the external recti of the eye. **A. oculi.** See *Muscles, Table of*.

**Abducent** (*ab-du'-sent*). See *Abducens*.

**Abduct** (*ab-dukt'*) [*ab*, from; *ducere*, to draw]. To draw, or cause to move, away from the median line, whether of the body or of a limb.

**Abduction** (*ab-dukt'-shun*) [*ab*, from; *ducere*, to lead]. 1. The withdrawal of a part from the axis of the body, or of a limb. 2. The recession or separation from each other of the parts of a fractured bone. 3. **A. of the Eyes,** the power of the external recti, measured by the maximum ability to preserve singleness of the image with prisms placed bases toward the nose. It is commonly from 6° to 8°. See, also *Adduction*.

**Abductor** (*ab-dukt'-tor*). Same as *Abducens*, q. v. **A. Auris.** See *Muscles, Table of*.

**Abelmoschus** (*a-bel-mos'-kus*) [Ar., 'habb-el-misk, a grain of musk]. A genus of malvaceous plants. *A. esculentus* furnishes the esculent known as gumbo, or okra. *A. moschatus* affords *Ambrette*, q. v., or musk-seed, formerly used in medicine. Unof.

**Abepithymia** (*ab-ep-e-thi'-me-ah*) [*ab*, from; ἐπιθυμία, longing]. 1. A perverted longing, or desire. 2. Paralysis of the solar plexus (the diaphragm formerly was regarded as the seat of the soul [θυμός], and of the desires).

**Abernethy's Operation.** See *Operations, Table of*. **A. Sarcoma,** a form of spindle-celled vascular sarcoma.

**Aberrant** (*ab-er'-ant*) [*ab*, from; *errare*, to wander]. Deviating from the normal or regular type, in appearance, structure, course, etc., e. g., the aberrant duct of the testis or liver, aberrant arteries, etc.

**Aberration** (*ab-er-a'-shun*) [*ab*, from; *errare*, to wander]. Deviation from the normal; mental derangement; fetal malformation; vicarious menstruation; escape of the fluids of the body by any unnatural channel. In optics, any imperfection of focalization or refraction of a lens. **A., Chromatic,** the dispersion arising from unequal refraction of light of different parts of the spectrum. The violet rays being more refrangible than the red rays, are brought to a focus nearer the lens, and the image is surrounded by a halo of colors. **A., Mental,** a degree of paranoia that may or may not amount to insanity. **A., Spherical,** the excess of refraction of the peripheral part of a convex lens over the central area, producing an imperfect focus and a blurred image.

**Abesamum** (*ab-es'-am-um*) [L.]. Wheel-grease; fat charged with iron; formerly used as a remedy.

**Abevacuation** (*ab-e-vak-u-a'-shun*) [*ab*, from; *evacuatio*]. 1. A morbid evacuation; an excessive or deficient discharge. 2. The passage of matter from one organ or cavity into another; metastasis.

**Abeysance** (*ab-a'-ans*) [O. Fr., for "open-mouthed expectation"]. A suspension of activity, or of function; a state of suspended animation, or action.

**Abi** (*ah'-be*). See *Lucuma*.

**Abiaba** (*ah-be ah'-bah*). See *Lucuma*.

**Abicum** (*ah'-ik-um*) [L.]. The thyroid cartilage. (Obs., or rare.)

**Abies** (*a'-be-ēz*) [L.]. A genus of coniferous plants, including the fir, hemlock, and spruce *A. balsamea*, Silver Fir, Balsam Fir, or Balm of Gilead, a tree of the nat.



ord. *Conifera*, from which is derived the Terebinthina Canadensis. *A. canadensis*, Hemlock Spruce. Bark of the Canadian Fir-tree. Used as an astringent in various local and internal conditions. Yields Pix Canadensis. *A. excelsa*, Norway Spruce. Yields Pix Burgundica. *A. pectinata*, the European Silver Fir. Its buds are resinous, balsamic, and sudorific. Unof. **A. Preparations**, Extractum Abietis Canadensis Liquidum (B. P.). Dose  $\text{m}\text{xv}$ – $\text{lx}$ . Glycerinum Abietis (B. P.). Dose  $\text{zj}$ – $\text{ij}$ . Geddes's Fluid-Extract of Hemlock Bark. Dose  $\text{m}\text{v}$ – $\text{x}$ .

**Abietene** (*a-bi'-et-en*),  $\text{C}_7\text{H}_{16}$ . A hydrocarbon, obtained from the *Pinus sabiniana*, a Californian nut pine. It is an aromatic, volatile liquid, agreeing in composition with normal heptane. It is extensively used as a popular remedy; called, also, *Erasene*. Unof.

**Abietic** (*ab-i-et'-ik*), **Abietinic** (*ab-i-et-in'-ik*) [*Abies*]. Pertaining to the genus *Abies*, as Abietic Acid,  $\text{C}_{44}\text{H}_{64}\text{O}_5$  or  $\text{C}_{20}\text{H}_{30}\text{O}_2$ , discovered by Maly in the resin of *Abies excelsa* and *Larix europea*.

**Abietin** (*a-bi'-et-in*) [*Abies*]. A resinous principle obtained from the turpentine of various species of pine and fir. **A. Anhydrid**,  $\text{C}_{44}\text{H}_{62}\text{O}_4$ , the main constituent of *Resin*, *q. v.*

**Abietis Resina** (*a-bi'-et-is res-i'-nah*). The resin of the fir or pine.

**Abietite** (*ab'-i-et-it*),  $\text{C}_6\text{H}_8\text{O}_3$ . A sugar resembling mannite, found by Rochleder in the needles of the European Silver Fir, *Abies pectinata*.

**Abiogenesis** (*ab-i-o-je'n'-es-is*) [*ā* priv.; *βίος*, life, and *genesis*]. The (theoretical) production of living by non-living matter. The older term was *Spontaneous Generation*. Other synonyms of the word are *Generatio æquivoca*, *Generatio primaria*, *Archigenesis*, *Archebiosis*, etc. The theory has been supported by Pouchet, Haeckel, Huxley, Bastian, and others. Those opposed to the doctrine are called panspermists or heterogenists. The dispute is one of the most fundamental in biology.

**Abiological** (*ab-bi-o-loj'-ik-al*) [*ā* priv.; *βίος*, life; *λόγος*, treatise]. Not pertaining to biology.

**Abirritant** (*ab-ir'-it-ant*) [*ab*, from; *irritare*, to irritate]. 1. Tending to diminish irritation; soothing. 2. Relating to diminished sensitiveness. 3. A remedy or agent that allays irritation.

**Abirritation** (*ab-ir-it-a'-shun*) [*ab*, from; *irritare*, to irritate]. Diminished tissue-irritability; atony or asthenia.

**Abirritative** (*ab-ir'-it-a-tiv*) [*ab*, from; *irritare*, to irritate]. Due to, or characterized by, atony.

**Abitus** (*ab'-it-us*) [*ab*, from, away; *ire*, to go]. In comparative anatomy, any one of the narrow canals leading from a ciliated chamber to the excurrent canal, as in the higher forms of sponges.

**Abjoint** (*ab-joint'*) [*abjungere*, to separate]. In biology, to separate by means of a joint or septum.

**Abjunction** (*ab-jungk'-shun*) [see *Abjoint*]. In biology, the separation by means of a joint or septum, as of spores from a growing hypha in some fungi.

**Ab lactation** (*ab-lak-ta'-shun*) [*ab*, from; *lactare*, to give suck]. The end of the suckling period. The weaning of a child.

**Abblastemic** (*ab-blas-tem'-ik*) [*ā* priv.; *βλάστημα*, a shoot]. In biology, non-germinal; in no way related to germination.

**Abblastous** (*ab-blas'-tus*) [*ἀβλαστος*, not budding, sterile]. In biology, producing no germs or buds.

**Ablation** (*ab-la'-ta'-shun*) [*ablatio*, removal]. Removal of a part of the body, as a tumor, by amputation, excision, etc.

**Ablatio retinae** (*ab-la'-she-o ret-in'-e*). Detachment of the retina.

**Ablator** (*ab-la'-tor*) [L., "remover"]. A cutting in-

strument used in the removal of parts (a name chiefly used in veterinary surgery).

**Ablepharia** (*ah-blef-ar'-e-ah*) [*ā* priv.; *βλέφαρον*, the eyelid]. The condition of the absence of the eyelids.

**Ablepharon** (*ah-blef'-ar-on*) [*ā* priv.; *βλέφαρον*, the eyelid]. Congenital absence of the eyelids.

**Ablepharous** (*ah-blef'-ar-us*) [*ā* priv.; *βλέφαρον*, the eyelid]. Having no eyelids.

**Ablepsia** (*ah-blep'-se-ah*) [*ἀβλεψία*, without sight]. 1. Blindness. 2. Dulness of perception.

**Ablepsy** (*ah-blep'-se*). See *Ablepsia*.

**Abloom** (*a-bloom'*). In biology, the state of being in blossom.

**Abluent** (*ab'-lu-ent*) [*abluerē*, to wash away]. Detergent. That which cleanses or washes away.

**Ablution** (*ab-lu'-shun*) [*abluerē*, to wash away]. Washing or cleansing the body. Separation of chemical impurities by washing.

**Abmortal** (*ab-mor'-tal*) [*ab*, from; *mors*, death]. Passing from dead or dying to living muscular fiber (used of electric currents).

**Abnerval** (*ab-nerv'-val*) [*ab*, from; *nervus*, a sinew]. Passing from a nerve (used of electric currents in muscular fiber).

**Abnet** (*ab'-net*) [Hebr., a girdle]. A girdle, or girdle-shaped bandage.

**Abneural** (*ab-nur'-ral*) [*ab*, from; *νεῦρον*, nerve]. Pertaining to a part remote from the neural or dorsal aspect; ventral.

**Abnormal** (*ab-nor'-mal*) [*ab*, away from; *norma*, a law]. Not normal; not conformable with nature or with the general rule. **A. Pigmentation**, any excess, deficiency, or uncommon distribution of the natural pigment cells in the rete mucosum. Sometimes caused artificially either by mechanical means, such as tattooing, or by the reduction and deposition under the epidermis of metallic salts administered as medicine, such as nitrate of silver.

**Abnormalism** (*ab-nor'-mal-izm*) [*ab*, away from; *norma*, a law]. 1. Abnormality. 2. An abnormal thing or structure.

**Abnormality** (*ab-nor-mal'-it-e*) [*ab*, away from; *norma*, a law]. The quality of being abnormal; a deformity or malformation.

**Abnormity** (*ab-nor'-mit-e*). Same as *Abnormality*.

**Aboiement** (*ah-bwah-mong'*) [Fr.]. Barking; the involuntary utterance of barking sounds.

**Abolition** (*ab-o-lish'-un*) [*abolitio*]. Destruction; cessation; suspension, as of a physiological function.

**Abomasum** (*ab-o-ma'-sum*) [*ab*, away; *omasum*, paunch]. In biology, the reed or proper digestive stomach of ruminating mammals. It is pyriform, lined by smooth mucous membrane, which secretes gastric juice. Also called "fourth," or "true," stomach; dried, it is called rennet and used for coagulating milk.

**Aborad** (*ab-o'-rad*) [*ab*, away from; *os*, mouth]. Away from the mouth; in an aboral situation or direction.

**Aboral** (*ab-o'-ral*) [*ab*, away from; *os*, mouth]. Opposite to, or remote from, the mouth.

**Aborally** (*ab-o'-ral-e*) [*ab*, away from; *os*, mouth]. In an aboral situation, direction, or manner.

**Aborigines** (*ab-or-ij'-in-ēz*) [*ab*, from; *origo* (*origin*), origin, beginning]. Primitive, autochthonous, native, indigenous.

**Abort** (*ab-ort'*) [*abortare*, to miscarry]. 1. To miscarry; to expel the fetus before it is viable. 2. To prevent the full development, as of a disease. 3. To come short of full development. 4. An abortion; an aborted fetus.

**Aborticide** (*ab-or'-tis-id*) [*abortus*, a miscarriage; *cædere*, to kill]. 1. The killing of the unborn fetus.



2. The means of killing the fetus. 3. Causing the destruction of a fetus.

**Aborticidium** (*ab-or-lis-id'-e-um*) [*abortus*, a miscarriage; *cadere*, to kill]. Means of killing a fetus.

**Abortient** (*ab-or'-shent*) [L. *abortiens*, miscarrying]. Abortive; abortifacient.

**Abortifacient** (*ab-or-te-fa'-shent*) [*abortus*; *facere*, to make]. 1. Causing abortion. 2. A drug or agent inducing the expulsion of the fetus. Ergot, rue, cotton-root, and digitalis, are examples. They act by causing uterine contractions. See *Oxytocic* and *Ecbolic*.

**Abortion** (*ab-or'-shun*) [*abortus*, a miscarriage]. The premature expulsion of the ovum before the child is viable, that is, occurring any time before the end of the sixth month. It may be produced by various general diseases, as syphilis, the acute fevers, nephritis, most exhausting diseases; by traumatism, reflex influences, emotional disturbances; by the action of various poisons, as ergot, cantharides, rue, and savin; by diseased conditions of the uterus and displacements of that organ; or by diseases of the fetus, its membranes, or the placenta. The most important symptoms are hemorrhage and pain, with final expulsion of the uterine contents. In the first two months of pregnancy the ovum is usually expelled entire; later the membranes and placenta are retained after the fetus comes away, and must be removed subsequently. By some authors expulsion of the ovum during the first three months is *abortion*; from this time to viability it is termed *immature delivery*, or *miscarriage*, and from the period of viability to that of maturity, *premature delivery*. **A.**, Artificial, that produced intentionally. **A.**, Criminal, when not demanded for therapeutic reasons. **A.**, Embryonic, up to the fourth month. **A.**, External Causes of, those acting from without, as violence, pressure, injections, etc. **A.**, Fetal, taking place subsequent to the fourth month. **A.**, Habitual, repeated *A.* in successive pregnancies. **A.**, Incomplete, when the membranes or placenta are retained. **A.**, Inevitable, when the embryo or fetus is dead, or when there is an extensive detachment or rupture of the ovum. **A.**, Internal Causes of, those due to abnormal conditions or diseases of the mother. **A.**, Missed, the death of the fetus and not followed within two weeks by its expulsion. **A.**, Ovular, that occurring during the first three weeks after conception. **A.**, Paternal and Maternal Causes of, those due to diseases of the father or of the mother respectively. **A.**, Spontaneous, that not induced by artificial means.

**Abortionist** (*ab-or'-shun-ist*) [*abortus*, a miscarriage]. One who criminally produces abortions; especially one who follows the business of producing abortions.

**Abortive** (*ab-or'-tiv*) [*abortus*, a miscarriage]. Prematurely born; coming to an untimely end; incompletely developed; cutting short the course of a disease; abortifacient. **A.** Epilepsy. See *Epilepsy*.

**Abortus** (*ab-or'-tus*) [L.]. An aborted fetus; the fruit of an abortion.

**Aboulia** (*ah-bool'-le-ah*). See *Abulia*.

**Aboulomania** (*ah-bool-lo-ma'-ne-ah*). See *Abulomania*.

**Ab ovo** (*ab o'-vo*) [L.]. In biology, from the egg; from the beginning.

**Abrachia** (*ah-bra'-ke-ah*) [*à priv.*; *βραχίων*, arm]. The condition of an armless monster. In biology, without anterior limbs.

**Abrachiocephalia** (*ah-bra-ke-o-sef-a'-le-ah*) [*à priv.*; *βραχίων*, arm; *κεφαλή*, head]. Absence of head and arms from a fetus.

**Abrachius** (*ah-bra'-ke-us*). A monster without arms. See *Abrachia*.

**Abrade** (*a-brād'*) [*abradere*, to rub off]. To remove by friction or chafing; to roughen by friction.

**Abranchia** (*ah-brang'-ke-ah*) [*à priv.*; *βράχια*, gills]. In biology, a name given to several different groups of animals that have no gills.

**Abrasio** (*ab-ra'-ze-o*) [L.]. An abrasion. **A. corneæ**, operative removal of the epithelium of the cornea because of diseased conditions.

**Abrasion** (*ab-ra'-zhun*) [*abrasio*: *ab*, priv.; *radere*, to rub]. Excoriation of the cutaneous or mucous surface by mechanical means. In dentistry, the wearing away of the dentine and enamel, or the cutting edges of the teeth, whether by mechanical or chemical means.

**Abrador** (*ab-ra'-zor*) [L. "abradere"]. A surgeon's rasp or xyster; any file or instrument used in the surgical or dental abrasion of a surface; also, a rasp used in pharmacy.

**Abric Acid** (*ad'-brik as'-id*). See *Acid*.

**Abrin** (*ad'-brin*). 1. The chemical ferment or poisonous principle of jequirity, erroneously supposed to be due to a specific microbe. See *Bacillus of jequirity ophthalmia* in Table of Bacteria. 2. A vegetable albuminoid employed in the study of immunity.

**Abroma** (*ah-bro'-mah*) [*à priv.*; *βρώμος*, a stink]. A genus of sterculiaceae trees. *A. augusta*, of S. Asia, affords a milky juice, esteemed in dysmenorrhea. Unof.

**Abrotanum** (*ab-rot'-an-um*) [*ἀβρότονον*, an aromatic plant]. The plant called Southern Wood, *Artemisia abrotanum*. See *Artemisia*.

**Abrupt** (*ab-rup't*) [*abruptus*, broken off]. In biology, terminating suddenly; truncated.

**Abruption** (*ab-rup't-shun*) [*abruptio*, from *ab*, and *rumper*, to break]. 1. A rupture or tearing asunder. 2. A transverse fracture.

**Abrus** (*ad'-brus*) [*ἀβρός*, pretty]. Jequirity; Indian Licorice. The seeds of *A. precatorius*, or Wild Licorice. Properties are thought to be due to the presence of certain ferments. Non-sterilized infusions applied to the conjunctiva or to any mucous surface induce violent purulent inflammation with growth of false membrane. It is used in producing artificial conjunctivitis. **A. Infusum**: semina iij, aqua dest. ℥ss. Macerate and add aq. ℥ss. All unofficial. **Abri Liquor**, strength 12 per cent.; dilute with 3 to 5 times its bulk of water and apply 2 drops daily. **Abri Pasta**, 1 in 4; used with caution in affections of the skin.

**Abscess** (*ab'-ses*) [*abscessus*, a departure or separation —of the matter]. A pus-formation within some cavity of the body, the result of localized inflammation. According to location, abscesses are named *Dorsal*, *Iliac*, *Mammary*, *Ischio-rectal*, *Peri-typhlitic*, *Retro-pharyngeal*, *Urethral*, etc. **A.**, **Alveolar**, abscess in the gum or alveolus. **A.**, **Atheromatous**. See *Endarteritis*, *Chronic*. **A.** of **Brain**, due to local injury, or to suppurative inflammation near or distant, such, especially, as diseases of the ear. The symptoms are those of pressure, impaired function of the part affected, meningitis, headache, optic neuritis, etc. **A.**, **Bursal**, abscess in the bursæ, the most frequent being in the bursæ patellæ, commonly called *Housemaid's Knee*. **A.**, **Canalicular**, mammary abscess that communicates with a milk duct. **A.**, **Caseous**, one that contains cheesy materials. **A.**, **Chronic**, or *Cold Abscess*, one of slow and apparently non-inflammatory development, usually about a bone, joint, or gland. **A.**, **Cold**. See *A.*, *Chronic*. **A.**, **Congestive**, the pus appears at a point distant from where it is formed. **A.**, **Constitutional**, due to some systemic disorder. **A.**, **Critical**, occurring at some critical period of an acute disease. **A.**, **Embollic**, formed in the clot of an embolism. **A.**, **Fecal**, one developing in the rectum or large intestine. **A.**, **Gangrenous**, one attended with death of adjacent parts. **A.**, **Lacunar**, one in the lacunæ of the urethra. **A.**, **Metastatic**. See *Pyemia*. **A.**, **Miliary**. See

*Pyemia*. **A**, Milk, or **A**, Mammary, one in the female breast. **A**, Multiple. See *Pyemia*. **A**, Ossifluent. See *Ossifluent*. **A**, Perforating, one perforating the cornea, the lung, or other containing wall. **A**, Phlegmonous, an acute **A**. **A**, Pointing of, the point where the abscess tends to break through its external confining wall. **A**, Psoas, one arising from disease of the lumbar, or lower dorsal vertebræ, the pus descending in the sheath of the psoas muscle, and usually pointing beneath Poupart's ligament. **A**, Pyemic. See *Pyemia*. **A**, Residual, about the products of some old result of inflammation. **A**, Root, the root of *Polemonium Reptans*. Alterative, astringent and expectorant. Dose of fld. ex. ʒ ss-ij. Unof. **A**, Shirt Stud, retro-mammary abscess concurrent with a subintegumentary abscess, the two sacs communicating by means of a sinus. **A**, Stercoraceous. See *Fecal A*. **A**, Symptomatic, one indicative of some other affection. **A**, Thecal, in the sheaths of tendons. **A**, Tropical, acute hepatitis terminating in suppuration and abscess formation. **A**, Tubercular. Same as *A*, Cold.

**Abscession** (*ab-sesh'-un*) [*abscissio*, departure]. 1. An abscess; a critical discharge. 2. Metastasis.

**Abscissæ** (*ab-sis'-se*) [*ab*, away; *scindere*, to cut]. The transverse lines cutting vertical ones at right angles, to show by a diagram the relations of two series of facts, as, *e. g.*, the number of pulse-beats, or the temperature record in given periods of time.

**Abscission** (*ab-sish'-un*) [*ab*, from; *scindere*, to cut]. Removal of a part, as the prepuce, or a fractured bone, by cutting. Applied particularly to a surgical operation upon a staphylomatous cornea, in which the bulging portion is excised, the parts brought together so that the posterior and chief part of the globe forms a "stump" for an artificial eye. In biology, a term applied to that mode of detachment of spores in fungi which consists in the disorganization of the zone connecting the spores with the hypha.

**Abconsio** (*ab-skun'-se-o*) [*abcondere*, to hide]. A sinus or cavity whether normal or pathological.

**Absence** (of mind) (*ab'-sens*) [*absentia*, absence]. Inattention to surroundings; in marked instances it may be a result of central lesions. It is often seen in epileptics and melancholics.

**Absentia epileptica** (*ab-sen'-she-ah ep-il-ep'-tik-ah*). Brief losses of consciousness occurring in the mild form of epilepsy.

**Absinthe** (*ab'-sint* or *ab-sant'*). See *Absinthium*.

**Absinthin** (*ab-sin'-thin*) [*absinthium*]. A bitter and crystalline principle obtainable from wormwood. See *Absinthium*.

**Absinthism** (*ab-sinth'-izm*). A disease similar to alcoholism, the result of the excessive use of absinthe. It is characterized by general muscular debility and mental disturbances, which may proceed to convulsions, acute mania, general softening of the brain, or general paralysis.

**Absinthium** (*ab-sinth'-e-un*) [*L.*]. Wormwood. The leaves and tops of *Artemisia absinthium*. Contains a volatile oil and an intensely bitter principle, *Absinthin*,  $C_{20}H_{28}O_4$ , which is a narcotic poison. **A**. increases cardiac action, produces tremor and epileptiform convulsions. Dose gr. xx-xl, in infusion. Used as a stomachic tonic. *Absinthe*, a French liquor, is an alcoholic solution of the oil exhibited with oils of anise, marjoram, and other aromatic oils.

**Absinthol** (*ab-sinth'-ol*),  $C_{10}H_{16}O$ . The principal constituent of oil of wormwood; it is isomeric with ordinary camphor.

**Absolute Alcohol** (*ab'-so-lüt al'-ko-hol*). See *Alcohol*.

**Absorb** (*ab-sorb'*) [*ab*, from; *sorbere*, to suck up]. In

physiology, to suck up or imbibe, as the imbibition performed by the lacteals in the body.

**Absorbent** (*ab-sor'-bent*) [*absorbere*, to suck in]. In physiology, an organ or part that absorbs, withdraws, or takes up. A term applied to the *Lacteals* and *Lymphatics*, *q. v.* In materia medica, a drug or medicine that produces absorption or exudation of diseased tissue. In surgery, a substance that mechanically takes up excreted matter, as *A. Cotton*, *A. Sponge*, *etc.* **A. Glands**. See *Lymphatics*. **A. System**, the lacteals and lymphatics, with their associated glands.

**Absorptiometer** (*ab-sorp-te-om'-et-er*) [*absorption*; *meter*]. A device for measuring the thickness of the layer of liquid that is taken up between two glass plates by capillary attraction. Used in conjunction with a spectro-photometer, it serves as a hematoscope.

**Absorption** (*ab-sorp'-shun*) [*absorbere*, to suck in]. The permeation or imbibition of one body by another. The process whereby nourishment, medicines, morbid products of tissue metamorphosis, *etc.*, are taken up by the lymphatic and venous systems. In ophthalmology the process by which the lens is disintegrated and carried off after the capsule has been ruptured. **A. Lines or Bands**, the lines of the spectrum, called Fraunhofer's lines; they are dark lines caused by the arrestation or absorption of the ethereal waves of certain lengths and rapidities, mainly by vapors of the sun's atmosphere. **A. of Composition**, or **External Absorption**, the taking up of material by the skin or mucous surfaces. **A**, Cutaneous, absorption by the skin. **A**, Disjunctive, the removal of living tissue around a necrosed mass, and its consequent separation from its surroundings. **A**, Interstitial, the removal by the absorbent system of effete matters. **A. Method**, to determine whether or not hematuria is due to lesion of the bladder. It is based on the fact that the undened surface of the bladder will not absorb foreign substances. Fifteen grains of potassium iodid are injected into the bladder, and fifteen minutes later the saliva is examined for iodine. If found, it is an indication of an unhealthy state of the bladder. **A**, Progressive, atrophy of a part due to pressure. **A**, Pulmonary, the taking up of oxygen, or of vapors (as of ether), by the lungs. **A**, Venous, absorption by the veins.

**Absorptive** (*ab-sorp'-tiv*) [*absorbere*, to suck in]. Having the power or function of absorbing.

**Absorptivity** (*ab-sorp-tiv'-i-te*) [*absorbere*, to suck in]. The power or quality of being absorbent.

**Abstentiousness** (*ab-ste'-me-us-nes*) [*abs*, from; *temetum*, wine]. Abstinence from wine. Temperance or moderation in matters of diet.

**Abstention** (*ab-sten'-shun*) [*abstentio*, retention]. An act of abstinence, or of abstaining; retention; constipation.

**Abstergent** (*ab-ster'-jent*) [*abs*, from; *tergere*, to cleanse]. Cleansing, detergent. See *Detergent*.

**Abstersive** (*ab-ster'-siv*) [*abstersivus*]. Abstergent.

**Abstinence** (*ab'-stin-ens*) [*abs*, from; *tenerere*, to hold or keep]. Privation or self-denial in regard to food, liquors, *etc.* See *Fasting*.

**Abstract** (*ab'-strakt*) [*abstrahere*, to draw away; *Abstractum*; *gen.*, *Abstracti*: *pl.*, *Abstracta*]. In pharmacy, a solid preparation in which two parts of the drug are represented by one part of the abstract (which is compounded with milk-sugar). Abstracts are double the strength of fluid extracts. They are permanent, but should be kept in a cool place.

**Abstraction** (*ab-strak'-shun*) [*abstractio*, a drawing away]. Blood-letting. Also, attention to one idea to the exclusion of others. Generalization or classi-



- fiction of the qualities common to the individuals of a group. In pharmacy, the process of distillation.
- Abstractitious** (*ab-strak-tish'-us*) [*abstrahere*, to draw away]. Susceptible of being abstracted without change from another substance; derived or derivable by abstraction.
- Abstractum** (*ab-strak'-tum*) [*pl.*, *Abstracta*]. An abstract. See *Abstract*.
- Abstriction** (*ab-strik'-shun*) [*ab*, from; *stringere*, to bind]. Spore-formation in lower cryptogams characterized by decided constriction of the walls at the place of division.
- Absus** (*ab'-sus*) [L.]. The plant *Cassia absus* of India and Egypt. Its seeds are locally employed in the treatment of ophthalmia, and are regarded as depurative. Unof.
- Abterminal** (*ab-ter'-min-al*) [*ab*, from; *terminus*, end]. Passing from tendinous into muscular tissue (used of electric currents).
- Abulia** (*ah-bu'-le-ah*) [*à priv.*; *βουλή*, will]. Loss or defect of will power.
- Abulic** (*ah-bu'-lik*). Characterized by or affected with abulia; of defective will-power.
- Abulomania** (*ah-bu-lo-ma'-ne-ah*) [*à priv.*; *βουλή*, will; *μανία*, madness]. A disease of the mind characterized by imperfect or lost will-power.
- Abumbrella** (*ab-um-brel'-ah*) [*ab*, from; *umbrella*, the disc of acalephs]. In biology, a term applied to the surface of the velum, it being turned away from the disc, in medusæ. Opposite of *Adumbrella*.
- Abuta** (*ah-boo'-tah*) [L.]. A genus of menispermaceae plants. *A. amara*, affords false pareira brava, and *A. rufescens* is the so-called white pareira brava. Both are S. American. Unof.
- Abutilon** (*a-bu'-til-on*) [L.]. A genus of malvaceous plants. *A. avicenne*, common in the U. S. (velvet-leaf Indian mallow); is demulcent, and is a safe remedy for diarrhea. Unof.
- Abvacuation** (*ab-vak-u-a'-shun*). Same as *Abevacuation*, *q. v.*
- Abysmal** (*ah-biz'-mal*) [*abyssus*, abyssm]. Fathomless. Pertaining to great depths in the ocean. See *Abyssal*.
- Abyssal** (*ah-bis'-al*) [*ἄβυσσος*, without bottom]. In biology, refers to plants and animals inhabiting the depths of the ocean between 100 and 1000 fathoms. **A. Theory of Light**, an hypothesis assuming the importance of phosphorescence and of luminous organs in fishes and other animals in depths of the ocean where no sunlight penetrates.
- Acacia** (*ah-ka'-she-ah*) [L.; Gr., *ἀκακία*]. 1. A large genus of leguminous trees, shrubs, and herbs, many of them Australian or African. Many of the species are medicinal, and some are poisonous. The bark is usually very astringent. Gum arabic is produced by various species, mostly either African or Asiatic. 2. **A. anthelmintica**. See *Mussanin*. *A. catechu*. See *Catechu*. *A. lebbek*, *A. nilotica*, *A. vera*, and *A. verec*, are among the species that furnish gum arabic. 3. Gum Arabic. A nearly white transparent gum exuding from *Acacia Senegal*. Soluble in water. Used in the manufacture of mucilage. Contains *Arabin*,  $C_{12}H_{22}O_{11}$ , identical in composition with cane-sugar. **A.**, Mucilage, acacia 34, water 100 parts; incompatible with alcoholic tinctures. **A.**, Syrup, mucilage 25, syrup. simp. 75. Used in various mixtures as a demulcent and to suspend insoluble powders.
- Acajou** (*ak-a-zhoo'*). See *Cashew*.
- Acaleph** (*ak'-al-ef*) [*ἀκαλήφη*, a nettle, a sea-nettle]. In biology, one of the acalephæ, or sea-nettles; a medusa, a sea-blubber.
- Acalephoid** (*ak-al-ef'-oid*) [*ἀκαλήφη*, a nettle, a sea nettle]. Resembling an acaleph.
- Acalycal** (*ah-kal'-ik-al*) [*à priv.*; *κάλυξ*, calyx]. In biology, used to describe stamens inserted upon the receptacle, not adherent to the calyx.
- Acalcynic** (*ah-kal'-is-in*) [*à priv.*; *κάλυξ*, calyx]. In biology, lacking a calyx, acalycinous.
- Acalyculate** (*ah-kal-ik'-u-lat*) [*a priv.*; *calyculus*, a calycle]. In biology, having no calycle, or accessory calyx.
- Acalypha** (*ah-kal'-if-ah*) [*ἀκαλῖφης*, unveiled]. A genus of euphorbiaceous plants. **A.**, Ext., Liq. Dose  $\mathfrak{m}$  x- $\mathfrak{z}$ j. *A. fruticosa*, of India, is useful in dyspepsia and diarrhea, and is tonic and alterant. *A. hispida* has similar uses. *A. indica*, a euphorbiaceous plant, common in India. The leaves are expectorant, emetic, laxative. **A. Succus**. Dose for an infant  $\mathfrak{z}$ j. Unof. *A. virginica*, of North America, is diuretic and expectorant.
- Acamathesia** (*ak-am-ath-e'-ze-ah*) [*ἀκαμάθησις*]. Same as *Akatamathesia*.
- Acamathesis** (*ak-am-ath-e'-sis*) [*ἀκαμάθησις*]. Same as *Akatamathesia*.
- Acampsia** (*ah-kamp'-se-ah*) [*à priv.*; *κάμπειν*, to bend]. Inflexibility of a limb.
- Acanaceous** (*ak-an'-se-us*) [*ἀκανος*, a prickly shrub]. In biology, beset with prickles, as the edges of some leaves.
- Acantha** (*ak-an'-thah*) [*ἀκανθα*, a thorn]. In botany, a thorn or prickle; in zoölogy, a spine or fin ray; in anatomy, a vertebral process.
- Acanthæsthesia** (*ak-anth-es-thel'-ze-ah*). See *Akanthesthesia*.
- Acanthia lectularia** (*ak-an'-the-ah lek-chu-lat'-re-ah*) [L.]. The common bedbug.
- Acanthial** (*ak-an'-the-al*) [*ἀκάνθιον*, a little thorn]. Pertaining to the acanthion.
- Acanthichthysis** (*ak-anth-ik-the-o'-sis*) [*ἀκάνθιον*, a little thorn; *ἰχθύς*, a fish]. *Ichthysis spinosa*, *q. v.*
- Acanthion** (*ak-an'-the-on*) [*ἀκάνθιον*, a little thorn]. See *Cranio-metrical Points*.
- Acanthocarpous** (*ak-anth-o-kar'-pus*) [*ἀκανθα*, a thorn; *καρπός*, fruit]. In biology, spiny-fruited.
- Acanthocephala** (*ak-an-tho-sef'-al-ah*) [*ἀκανθα*, spine; *κεφαλή*, head]. An order of parasitic worms, characterized by a thorny armature of the head and proboscis. They are generally grouped in one genus, *Echinorhynchys*. They infest pigs, birds, and fishes, and in their larval stage live in crustaceans.
- Acanthocephalous** (*ak-anth-o-sef'-al-us*) [*ἀκανθα*, a spine; *κεφαλή*, head]. In biology, spiny-headed.
- Acanthoclados** (*ak-anth-ok'-lad-us*) [*ἀκανθα*, a spine; *κλάδος*, a branch]. In biology, possessing spiny branches.
- Acanthoid** (*ak-an'-thoid*) [*ἀκανθα*, a spine]. Resembling a spine, or spicula; spinous.
- Acanthological** (*ak-anth-o-loy'-al*) [*ἀκανθα*, a spine; *λόγος*, to speak]. In biology, pertaining to the knowledge of spines.
- Acantholysis** (*ak-an-thol'-is-is*) [*ἀκανθα*, prickle; *λίσις*, a loosening, a wasting]. Any skin disease in which there is an atrophy of the prickle-layer. **A. Bullosa**. See *Epidermolysis*.
- Acanthoma** (*ak-anth-o'-mah*) [*ἀκανθα*, a spine; *μά*, *Acantho'mata*]. A localized excessive growth in any part of the prickle-cell layer of the skin.
- Acanthomastic** (*ak-anth-o-mas'-tik*) [*ἀκανθα*, a spine; *μαστίχην*, mastic]. A gum produced by *Atractylis gummifera*, a plant of the Mediterranean region; valued in the Oriental countries. Unof.
- Acanthopelvis** (*ak-anth-o-pel'-vis*) [*ἀκανθα*, thorn; *πίλις*, pelvis]. Same as *Acanthopelys*.

**Acanthopelys** (*ak-anth-op'-el-is*) [ἀκανθα, thorn; πέλος, pelvis]. A pelvis that is encroached upon by exostoses.

**Acanthoporous** (*ak-anth-off'-or-us*) [ἀκανθα, a spine; φέρειν, to bear]. In biology, bearing or producing spines or thorns.

**Acanthopod** (*ak-anth'-o-pod*) [ἀκανθα, a spine; πούς, foot]. In biology, an animal with spiny feet, or spine-like claws.

**Acanthopterous** (*ak-anth-op'-ter-us*) [ἀκανθα, a spine; πτέρων, a wing]. In biology, having spiny wings or fins.

**Acanthosis** (*ak-anth'-o-sis*) [ἀκανθα, thorn]. Any skin disease marked by abnormalities in the prickle-cell layer. *A. Nigricans*, a general pigmentation of the skin, with papillary, mole-like growths; a rare condition.

**Acanthus** (*ak-anth'-us*) [ἀκανθος, a spine]. A genus of European herbs. *A. mollis* and *A. spinosa* were formerly much esteemed as vulnerary, antidyenteric and antihetic remedies; they are demulcent and mucilaginous. Unof.

**Acapsular** (*ah-kap'-su-lar*) [à priv.; *capsula*, a small box or capsule]. In biology, destitute of a capsule.

**Acardia** (*ah-kar'-de-ah*) [à priv.; καρδιά, heart]. A monstrosity without heart, developed simultaneously with a normal fetus.

**Acardiac** (*ah-kar'-de-ak*) [à priv.; καρδιά, heart]. 1. Having no heart. 2. A fetus with no heart. See *Acardiacus*.

**Acardiacus** (*ah-kar-dī'-ak-us*) [à priv.; καρδιά, heart]. See *Acardiac*. A synonym, employed mainly by the German writers, for omphalosis. The term was adopted because of the frequent absence of the heart in this condition. **A. Acormus**. See *Asomata*. **A. Anceps**. Same as *Paracephalus*, *q. v.*

**Acariohemia**, or **Acariohæmia** (*ah-kar-de-o-hē'-me-ah*) [à priv.; καρδιά, heart; αἷμα, blood]. Lack of blood in the heart.

**Acordionervia** (*ah-kar-de-o-ner'-ve-ah*) [à priv.; καρδιά, heart; nervus, a sinew]. Diminished nervous action or nerve-stimulus in the heart.

**Acardiophthia** (*ah-kar-de-o-tro'-fe-ah*) [à priv.; καρδιά, heart; τροφή, nutrition]. Atrophy of the heart.

**Acarian** (*ah-kar'-re-an*) [ἀκαρίς, small, tiny]. Of or pertaining to the acarids or mites.

**Acariasis** (*ak-ar-i'-as-is*) [à priv.; κείρειν, to cut]. See *Mange*.

**Acaricidal** (*ak-ar-is-i'-dal*) [ἀκαρίς, small, tiny; cedere, to kill]. Destructive of acarids, or mites.

**Acaricide** (*ak-ar'-is-id*) [ἀκαρίς, small, tiny; cedere, to kill]. An agent that destroys acarids.

**Acarid**, **Acaridan** (*ak'-ar-id*, *ak-ar'-id-an*) [ἀκαρίς, small, tiny]. Pertaining to *Acarus*.

**Acarina** (*ak-ar-i'-nah*) [L.]. An order of insects (mites) with stout bodies, having the unjointed abdomen consolidated with the head and thorax, with biting, sucking, or puncturing mouth-organs, breathing mostly by means of tracheæ.

**Acarinosis** (*ak-ar-in-o'-sis*) [*acarus*, a mite]. Any disease, as the itch, produced by a mite, or acarid.

**Acarodermatitis** (*ak-ar-o-der-mat-i'-tis*) [*acarus*, a mite; dermatitis]. Dermatitis dependent upon or caused by acari, or mites.

**Acaroid** (*ak'-ar-oid*) [*Acarus*, a mite]. Mite-like. **A. Gum**, Botany Bay Gum; *Resina lutea*. An aromatic resin used in Australia as a remedy for gastric troubles, intestinal catarrhs, diarrheas, etc. Dose grs. viij-xvj, in alcoholic solution. Unof. **A. Resin**, Black Boy Gum. The resin of various species of *Xanthorrhæa*, *q. v.* Benzoic acid is prepared from it, and it is said to have the properties of storax, and balsam of Peru.

**Acarotoxic** (*ak-ar-o-toks'-ik*) [*acarus*, a mite; τοξικόν, a poison]. Poisonous, or destructive, to acari.

**Acarpæ** (*a-kar'-pæ*) [à priv.; καρπός, fruit]. A name proposed for a group of skin diseases in which there are no papules, tubercles, or elevated points.

**Acarpous** (*ak-ar'-pus*) [à priv.; καρπός, fruit]. Having no elevations; not nodular. In biology, producing no fruit; sterile, barren.

**Acarus** (*ak'-ar-us*) [à priv.; κείρειν, to cut (because so small): *pl.*, *Acari*]. The mite, or tick, a parasite of man and animals. *A. autumnalis* the harvest-bug, now called *Leptus autumnalis*. *A. folliculorum*. See *Steatozoon*. *A. scabiei*. See *Scabies*.

**Acatalepsy** (*ah-kat-al-ep'-se*) [à priv.; καταλαμβάνειν, to understand]. 1. Uncertainty in diagnosis. 2. Mental impairment; dementia.

**Acataleptic** (*ah-kat-al-ep'-tik*) [à priv.; καταλαμβάνειν, to understand]. Uncertain; doubtful (used of a prognosis or a diagnosis of a disease).

**Acatamathesia** (*ah-kat-am-alh'-e'-ze-ah*) [à priv.; καταμάθησις, understanding]. 1. Inability to understand conversation, due to mental disorder. 2. A morbid blunting of the perceptions; as in psychical deafness, or psychical blindness.

**Acataphasia** (*ah-kat-af-a'-ze-ah*) [à priv.; κατά, after; φάσις, utterance]. A disorder in the syntactical arrangement of uttered speech, due to some central lesion.

**Acataposis** (*ah-kat-ap'-o-sis*) [à priv.; κατά, down; πόσις, a drinking, a swallowing]. A difficulty in swallowing; dysphagia.

**Acatastasia** (*ah-kat-as-ta'-ze-ah*) [ἀκαταστασία]. Absence of regularity, or of fixed character, in the course of a disease, or in the nature of an excretion.

**Acatastatic** (*ah-kat-as-tat'-ik*). Marked or characterized by acatastasia; irregular; not of definite type.

**Acatarsia** (*ah-kath-ar'-se-ah*) [ἀκαθαρσία, uncleansed state]. Impurity; foulness; need of purgation, or cleansing.

**Acaudal** (*ah-kaw'-dal*) [à priv.; cauda, a tail]. Acaudate, ecaudate, tailless, anurous.

**Acaudate** (*ah-kaw'-dāt*). Same as *Acaudal*.

**Acaules** (*ah-kaw'-lēz*) [à priv.; caulis, a stem]. Plants which, as in the case of lichens, algæ, etc., lack a stalk, or have it but very indistinctly developed.

**Acaulescence** (*ah-kaw-les'-ens*) [à priv.; caulis, a stalk]. In biology, plants wherein the growth of the main stem is arrested. Also *Acaulosia*.

**Acaulescent** (*ah-kaw-les'-ent*) [à priv.; caulis, a stalk]. In botany, stemless.

**Acaulosia** (*ah-kaw-lo'-se-ah*) [à priv.; caulis, a stalk]. See *Acaulescence*.

**Accelerans Nerve** (*ak-sel'-er-ans*) [L.]. A nerve from the accelerans center in the medulla to the heart, intermeduating acceleration of its rhythm.

**Acceleration** (*ak-sel'-er-a'-shun*) [*acceleratio*]. Quickening, as of the pulse, or of the respiratory function. In biology, the term applied to change of structure during growth brought about by the addition of parts, either by "homotopy" or by "heterotopy."

**Accelerative Epilepsy** (*ak-sel'-er-a-tiv ep'-il-ep'-se*). See *Epilepsy*.

**Accelerator Urinæ** (*ak-sel'-er-a-tor u-ri'-nē*) [L.]. A muscle of the penis whose function is to expel the last drops in urination, to expel the semen, and to assist erection. The sphincter vaginæ is its analogue in the female. See *Muscles*, Table of.

**Accentuation** (*ak-sen-tu-a'-shun*) [*accentuare*]. A term applied to the heart sounds, generally the second, when they are louder, because of an increased blood-tension in the vessels, giving rise to a forcible elastic recoil of the latter with abrupt closure of the valves.



**Access** (*ak'-ses*) [*accessus*, an approach]. 1. An attack of a disease. 2. The return of a fit, or paroxysm. 3. Cohabitation.

**Accessiflexor** (*ak-ses-e-fleks'-or*) [*accessus* and *flexor*]. An accessory flexor muscle.

**Accession** (*ak-sesh'-un*) [*accessio*; *ad*, to; *cedere*, to go]. The assault, beginning, or onset of a disease, or of a stage of the same; applied especially to a recurrence of periodical disease.

**Accessive** (*ak-ses'-iv*) [*accessio*]. Marked or characterized by sharp and sudden accessions or paroxysms.

**Accessorium** (*ak-ses-so'-re-um*) [L.]. An accessory part; an adjunct, or appendage.

**Accessory** (*ak'-ses-o-re*, or *ak-ses'-o-re*) [*accessorius*]. A term applied to certain glands, muscles, ducts, nerves, arteries, *etc.*, that are often inconstant, but always auxiliary in function, course, *etc.*, to the principal. Certain small muscles, as the lumbricales, are regarded as accessory to more important muscles. In biology, something additional; as an accessory bud, fruit, or plume. **A. Buds**, in botany, buds that are developed by the side of, or above, the normal axillary bud. **A. Fruits**, in botany, those fruits a considerable portion of whose substance is distinct from the seed-vessel and formed of the accrescent and succulent calyx, or torus, or receptacle, bracts, *etc.* **A. Gland of Rosenmüller**. See *Gland*. **A. Gland of the Pancreas**, *Brunner's Glands*, *q. v.* **A. of the Parotid**, the *Sovia Parotidis*, *q. v.* **A. Valves**, in zoölogy, small additional valves which occur in certain forms, as the accessory valves placed near the umbones of the genus *Pholas* among the *Mollusca*.

**Accident** (*ak'-se-dent*) [*accidere*, to occur]. 1. In legal medicine, an event occurring to an individual without his expectation, and without the possibility of his preventing it at the moment of its occurrence. 2. An intercurrent or complicating symptom or event, not to be looked for in the regular progression of an attack of disease.

**Accidental** (*ak-se-dent'-al*) [*accidentalis*]. 1. Due to, or caused by, an accident. 2. Intercurrent; having no essential connection with other conditions or symptoms. **A. Hemorrhage**. See *Hemorrhage*.

**Accidentalism** (*ak-se-dent'-al-ism*) [*accidentalis*]. That theory of medicine that ignores pathology and etiology, and attends only to the symptoms or accidental features of disease.

**Accidentalist** (*ak-se-dent'-al-ist*) [*accidentalis*]. One who advocates or follows accidentalism.

**Accipiter** (*ak-sip'-it-er*) [L., a "hawk"]. A facial bandage with tails radiating like the claws of a hawk.

**Acclimate** (*ak-kli'-māt*) [*ad*, to; *clima*, a climate]. To accustom to a new or untried climate.

**Acclimation** (*ak-kli-mat-a'-shun*), or

**Acclimation** (*ak-lim-a'-shun*). See *Acclimatization*.

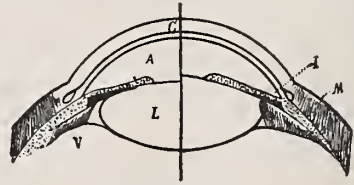
**Acclimatization** (*ak-kli-mat-iz-a'-shun*) [*ad*, to; *clima*, climate]. The process of becoming accustomed to the climate, soil, water, *etc.*, of a country to which a plant, animal, person, or a people has removed.

**Acclimatize** (*ak-kli'-mat-iz*) [*ad*, to; *clima*, climate]. See *Acclimate*.

**Acclivis** (*ak-kli'-vis*) [L., "sloping"]. The *Obliquus internus* muscle of the abdomen.

**Accommodation** (*ak-om-o-da'-shun*) [*accommodare*, to adjust]. Adaptation or adjustment. Adaptation of the fetus to the uterus and birth-canal. **A.**, **Absolute**, the accommodation of either eye separately. **A.**, **Anomalies** of, departures from the normal in the action of the mechanism of accommodation. **A.**, **Histological**, the occurrence of changes in the morphology and function of cells following

changed conditions. **A.**, **Negative**, the eye passive or at rest. **A. of the Eye**, that function of the ciliary muscle and lens whereby objects at different distances are clearly seen. It depends upon the inherent elasticity of the lens, which when the ciliary muscle of an emmetropic eye is at rest is adapted to the proper focalization of parallel rays of light, or of such rays as proceed from an infinite distance, or from the horizon of the observer. Objects nearer, to be clearly seen, require a greater refracting power on the part of the eye because the rays from such objects are more divergent. This additional refracting power is gained by an increased antero-posterior diameter of



the lens, *L*, (*illustration annexed*) brought about by the contraction of the ciliary muscle, *M*, which occasions a loosening of the suspensory ligament and a thickening of the lens by its own elasticity. **A.**, **Paralysis of**, paralysis of the ciliary muscle. **A.**, **Phosphenes**, the peripheral light streak seen in the dark after the act of accommodation. **A.**, **Range of**, the distance between the *Punctum proximum*, or nearest of distinct vision, and the *Punctum remotissimum*, or the most distant point. **A. Theory**, a theory that ascribes the production of myopia to a distention of the posterior portion of the sclera from the increased intra-ocular pressure dependent upon frequently repeated accommodation of the eyes.

**Accompaniment** (of the Cataract) (*a-kum'-pan-e-ment*). An old name for secondary or recurrent capsular cataract; opacity of the capsule following an operation for cataract.

**Accouchée** (*ak-koo-shay*) [Fr., *a*, to; *couche*, a bed]. A woman delivered of a child.

**Accouchement** (*ak-koosh-mong*) [*ad*, to; *couche*, bed]. The French term for labor, or delivery of a child. The act of childbirth. **A. Forcé**, rapid and forcible delivery with the hand during severe hemorrhage.

**Accoucheur** (*ak-koo-shur*) [Fr.]. A man-midwife.

**Accoucheuse** (*ak-koo-shuz*) [Fr.]. A midwife.

**Accrementital** (*ak-re-men-tish'-al*) [*accrescere*, to increase]. In biology, of or pertaining to the process of accrementition.

**Accrementition** (*ak-re-men-tish'-un*) [*ad*, to; *crecere*, to grow]. A growth in which increase takes place by interstitial development from blastema, and also by reproduction of cells by fission. The production or development of a new individual by the separation of a part of the parent; gemmation.

**Accrescent** (*ak-res'-ent*) [*accrescere*, to grow]. In biology, refers to those parts connected with the flower which increase in size after flowering, as frequently occurs with the calyx, involucre, *etc.*

**Accrete** (*ak-rēt*) [*accrētus*; *accrescere*, to increase, grow]. In biology, grown together.

**Accretion** (*ak-re'-shun*) [*ad*, to; *crecere*, to increase]. A term denoting the manner by which crystalline and certain organic forms increase their material substance. Also, the adherence of parts that are normally separate.

**Accumbent** (*ak-um'-bent*) [*ad*, to; *cumbere*, to lie down]. In biology, lying against a thing. Cotyledons

are accumbent when the edges of their applied faces lie against the radicle.

**Accumulator** (*ak-ul'-mu-la-tor*) [*accumulare*, to heap up]. An apparatus to store electricity.

**A. C. E. Mixture**. An anesthetic mixture composed of alcohol 1 part, chloroform 2 parts, ether 3 parts. See *Anesthetic*.

**Acedia** (*ah-sef'-de-ah*) [*ἀκηδία*]. A certain form of melancholia.

**Acelius** (*ah-sef'-le-us*) [*ἀ* priv.; *κοιλία*, the belly]. Without a belly; applied to those extremely emaciated.

**Acelomatous** (*ah-sel-o'-mat-us*) [*ἀ* priv.; *κοίλωμα*, a hollow]. In biology, destitute of a perivisceral cavity or cœlum.

**Acelomi** (*ah-sef'-lo-mi*) [*ἀ* priv.; *κοιλία*, the belly]. In biology, worms destitute of a perivisceral cavity, as tapeworms.

**Acelomous** (*ah-sef'-lo-mus*). See *Acelomatous*.

**Acelous** (*ah-sef'-lus*) [*ἀ* priv.; *κοίλος*, hollow]. Without intestines; anenterous.

**Acenaphthene** (*as-en-af'-thēn*) [*aceticus*; naphthalene],  $C_{12}H_{10}$ . A hydrocarbon that occurs in coal tar, and separates on cooling from the fraction boiling at 260–280° C. It crystallizes from hot alcohol in long needles melting at 95° C. and boiling at 277° C.

**Acentric** (*ah-sen'-trik*) [*ἀ* priv.; *κέντρον*, center]. Not centric; not originating in, or pertaining to, a nerve-center; peripheric.

**Acegnosia** (*as-e-og-no'-se-ah*) [*ἄκος*, a remedy; *γνώσις*, knowledge]. A knowledge of remedies.

**Aceology** (*as-e-ol'-o-je*) [*ἄκος*, ἄκεος, a remedy; *λόγος*, a discourse]. Therapeutics; medical and surgical treatment of disease; acology.

**Acephalan** (*ah-sef'-al-an*) [*ἀκέφαλος*, headless]. An acephal, one of the *acephala*, or pertaining to such. A lamellibranchiate mollusc.

**Acephalemia**, or **Acephalhemia** (*ah-sef-al-e'-me-ah*) [*ἀ* priv.; *κεφαλή*, head; *αἷμα*, blood]. Deficiency of blood in the head.

**Acephalia** (*ah-sef-a'-le-ah*) [*ἀ* priv.; *κεφαλή*, head]. In teratology, the absence of the head.

**Acephalism** (*ah-sef'-al-izm*) [*ἀ* priv.; *κεφαλή*, head]. See *Acephalia*.

**Acephalobrachia** (*ah-sef-al-o-bra'-ke-ah*) [*ἀ* priv.; *κεφαλή*, head; *βραχίον*, arm]. In teratology, absence of the head and arms.

**Acephalobrachiis** (*ah-sef-al-o-bra'-ke-us*) [*ἀ*; *κεφαλή*; *βραχίον*]. A monster with neither head nor arms.

**Acephalocardia** (*ah-sef-al-o-kar'-de-ah*) [*ἀ* priv.; *κεφαλή*, head; *καρδία*, heart]. Absence of the head and heart.

**Acephalocardius** (*ah-sef-al-o-kar'-de-us*) [*ἀ*; *κεφαλή*; *καρδία*]. A monster with neither head nor heart.

**Acephalochiria** (*ah-sef-al-o-ki'-re-ah*) [*ἀ* priv.; *κεφαλή*, head; *χείρ*, hand]. Absence of the head and hands.

**Acephalochirus** (*ah-sef'-al-o-ki'-rus*) [See *Acephalochiria*]. A monster with neither head nor hands.

**Acephalocyst** (*ah-sef'-al-o-sist*) [*ἀ* priv.; *κεφαλή*, head; *κύστις*, a bladder]. The bladder-worm. A headless, sterile hydatid, found in the liver and other organs. *A. racemosa*, the hydatid mole of the uterus.

**Acephalogaster** (*ah-sef-al-o-gas'-ter*) [*ἀκεφαλός*, headless; *γαστήρ*, belly]. A monster with neither head nor stomach.

**Acephalogasteria** (*ah-sef-al-o-gas-te'-re-ah*). Absence of the head and stomach. See *Acephalogaster*.

**Acephalophoran** (*ah-sef-al-off'-o-ran*) [*ἀ* priv.; *κεφαλή*, head; *φέρειν*, to bear]. In biology, a member of DeBlainville's group of molluscs, *Acephalophora*.

**Acephalopodia** (*ah-sef-al-o-po'-de-ah*) [*ἀ* priv.; *κεφαλή*, head; *πούς*, foot]. Absence of the head and feet.

**Acephalopodius** (*ah-sef-al-o-po'-de-us*). A monster with neither head nor feet. See *Acephalopodia*.

**Acephalorrhachia** (*ah-sef-al-o-ra'-ke-ah*) [*ἀ* priv.; *κεφαλή*, head; *ράχης*, spine]. Absence of the head and vertebral column.

**Acephalostomia** (*ah-sef-al-o-to'-me-ah*) [*ἀ* priv.; *κεφαλή*, head; *στόμα*, mouth]. Absence of the head, with a mouth-like opening on the superior aspect.

**Acephalostomus** (*ah-sef-al-o-to-mus*) [*ἀ* priv.; *κεφαλή*; *στόμα*]. A monster with no head, but with a mouth-like aperture. See *Acephalostomia*.

**Acephalothoracia** (*ah-sef-al-o-tho-ra'-se-ah*) [*ἀ* priv.; *κεφαλή*, head; *θώραξ*, chest]. Absence of the head and thorax.

**Acephalothorus** (*ah-sef-al-o-tho'-rus*). A monster without head or thorax. See *Acephalothoracia*.

**Acephalous** (*ah-sef'-al-us*) [*ἀκεφαλός*, headless]. Headless.

**Acephalus** (*ah-sef'-al-us*) [*ἀ* priv.; *κεφαλή*, head]. 1. A species of omphalositic monsters characterized by complete absence of the head and usually of the upper extremities. It is the commonest condition among the omphalositic. 2. A variety of the above species marked by the highest form of development. The head is absent, but there is at least one superior extremity, and the thorax is generally fairly well-developed.

**Acer** (*a'-ser*). A genus of sapindaceous trees and shrubs; the maples. *A. saccharinum*, the Sugar Maple of North America, affords a large commercial supply of sugar. *A. rubrum*, the Red Maple, has an astringent inner bark. *A. pennsylvanicum*, Striped Maple, is said to be antemetic and alterative. Unof.

**Aceras** (*as'-er-as*) [*ἀ* priv.; *κέρας*, horn, spur]. A genus of orchids. *A. anthropophora* (green-man, man-orchid) has sudorific leaves, and the bulbs are used as salep. Unof.

**Acerates** (*as-er-a'-tēs*) [*ἀ* priv.; *κέρας*, horn]. A genus of asclepiadaceous plants, regarded by some as a section of the genus *Gomphocarpus*. *A. decumbens*, of New Mexico, is said to cure snake bites. *A. longifolia*, of the U. S., is diaphoretic. Unof.

**Aceratophorous** (*ah-se-ra-tof'-o-rus*) [*ἀ* priv.; *κέρας*, horn; *φέρειν*, to bear]. In biology, hornless, muley. Cf. *Acerous*.

**Aceratosis** (*ah-ser-at-o'-sis*) [*ἀ* priv.; *κέρας*, horn]. Deficiency or imperfection of corneous tissue.

**Acerb** (*a-serb'*) [*acerbus*, bitter]. Having a bitter, astringent and pungent taste; as certain drugs.

**Acerbity** (*a-serb'-it-e*) [*acerbitas*, sharpness, sourness]. Acidity combined with astringency.

**Aceric** (*as-er'-ik*) [*acer*, a maple tree]. Pertaining to, or found in the maple; as aceric acid.

**Aceride** (*as'-er-id*) [*ἀ* priv.; *cera*, wax]. An ointment or plaster containing no wax.

**Acerose** (*as'-er-ēs*) [*acus* (*acer*), chaff]. In botany, chaffy; needle-shaped, as pine needles.

**Acerotous** (*ah-ser'-o-tus*) [*ἀ* priv.; *κέρως*, wax]. Containing no wax; said of ointments and plasters.

**Acerous** (*as'-er-us*) [*ἀ* priv.; *κέρας*, a horn]. In biology, having undeveloped, minute, or no horns or antennæ; aceratophorous.

**Acervate** (*as-er'-vāt*) [*acervatus*, p.p. of *acervare*, to heap upon]. In biology, growing in heaps or clusters.

**Acervuline** (*as-er'-vu-lin*) [*acervulus*, a heap]. Agminated, or aggregated; as certain mucous glands.

**Acervulus**, or **Acervulus cerebri** (*as-er'-vu-lus ser'-e-bri*). Concretionary matter near the base of the pineal gland, consisting of alkaline phosphates and carbonates, with amyloid matter; brain-sand.

**Acescence** (*as-es'-ens*) [*acescere*, to grow sour]. 1. The process of becoming sour; the quality of being



somewhat sour. 2. A disease of wines, whereby they become sour owing to the agency of *mycoderma aceti*.

**Acescency** (*as-es'-en-se*). See *Acescence*.

**Acrescent** (*as-es'-ent*) [*acrescere*, to become sour]. Somewhat acid or tart; acidulous.

**Aceta** (*as-el'-tah*). Plural of *Acetum*, *q. v.*

**Acetable** (*as-et'-a-bl*) [*acetabulum*, a small cup]. An old name for the *acetabulum*.

**Acetabular** (*as-et-ab'-u-lar*) [*acetabulum*, a small cup]. Pertaining to the *acetabulum*.

**Acetabuliferous** (*as-et-ab-u-lif'-er-us*) [*acetabulum*, a small cup; *ferre*, to bear]. Having suckers, as the arms of cuttle fishes and squids.

**Acetabuliform** (*as-et-ab'-u-le-form*) [*acetabulum*, a small cup; *forma*, form]. Having the form of the *acetabulum*, or of a shallow cup; cotyloid, or glenoid.

**Acetabulum** (*as-et-ab'-u-lum*) [L., a small cup or measure]. In biology, any cup-shaped cavity or organ. The articulating cavity of the head of the femur, or the leg of an insect; one of the suckers on the arms of cephalopods, or on the scolex of a tape-worm; the receptacle of certain fungi and lichens.

**Acetal** (*as'-et-al*) [*acetum*, vinegar],  $C_6H_{11}O_2$ . Ethidene diethylate, a colorless, mobile liquid, with an ethereal odor, produced by the imperfect oxidation of alcohol under the influence of platinum black. Sparingly soluble in water; boils at  $104^\circ C$ .; sp. gr. at  $20^\circ$  is 0.8304. Its action is that of a soporific. Dose  $\frac{3}{j}$ .

**Acetaldehyd** (*as-et-al'-de-hid*). The normal aldehyd; ethaldehyd. See *Aldehyd*.

**Acetals** (*as'-et-alz*) [*acetum*, vinegar]. Products of the combination of aldehyds with the alcohols at  $100^\circ C$ .

**Acetamid** (*as-et'-am-id*),  $C_8H_5NO$ . A white crystalline solid produced by distilling ammonium acetate, or by heating ethyl acetate with strong aqueous ammonia. It combines with both acids and metals to form unstable compounds.

**Acetanilid** (*as-et-an'-il-id*),  $C_8H_5NO$ . A white, crystalline solid. Produced by boiling anilin and glacial acetic acid together for several hours; the crystalline mass is then distilled. It melts at  $114^\circ$  and boils at  $295^\circ$ . It is soluble in hot water, alcohol and ether. Under the name *antifebrin* it is prescribed as an antipyretic. Dose gr. iij-xv.

**Acetarium** (*as-et-a'-re-um*) [*gen.*, *Acetarii*: *pl.*, *Acetaria*]. A pickle or salad. **A. Scorbriticum**, a pickle containing leaves of scurvy-grass or other anti-scorbutic plants; used in the treatment of scorbutic cases. Unof.

**Acetary** (*as'-et-a-re*) [*acetum*, vinegar]. An obsolete or rare name for a sour pulpy substance found in pears and some other fruits; often enclosed within a congeries of calculous granules.

**Acetate** (*as'-et-at*) [*acetum*, vinegar]. Any salt of acetic acid. **A. of Lead**, plumbi acetates. See *Plumbum*.

**Acetic** (*as-el'-tik*) [*acetum*, vinegar]. Pertaining to *acetum* or vinegar; sour. See *Acid*, *Acetic*. **A. Fermentation**, the development of acetic acid by the activity of the *Mycoderma aceti*.

**Acetin** (*as'-et-in*) [*acetum*, vinegar]. A chemical compound formed by the union of glycerin and acetic acid.

**Acetolatum**, (*as-et-o-la'-tum*) [*gen.*, *Acetolati*: *pl.*, *Acetolata*]. Distilled vinegar, variously aromatized or medicated.

**Acetolature** (*as-et-ol'-at-ur*) [*acetolaturum*]. Any acetous tincture, or medicated vinegar.

**Acetometer** (*as-et-om'-et-er*) [*acetum*, vinegar;  $\mu\epsilon\tau\rho\nu$ , measure]. An instrument used in the quantitative determination of acetic acid.

**Acetometry** (*as-et-om'-et-re*) [*acetum*, vinegar;  $\mu\epsilon\tau\rho\nu$ , measure]. The quantitative estimation of the amount

of acetic acid in vinegar. Usually made by an *acetometer*.

**Acetone** (*as'-et-on*) [*acetum*, vinegar],  $C_3H_6O$ . Dimethyl Ketone. A colorless, mobile liquid, of peculiar odor and burning taste; present in crude wood-spirit; it occurs in small quantities in the blood and in normal urine, and in considerable quantities in the urine of diabetics. Like methyl alcohol it is miscible in all proportions with ether, alcohol, and water. It is an excellent solvent for resins, gums, camphor, fats, and gun-cotton.

**Acetones** (*as'-et-onz*). A class of compounds that may be regarded as consisting of two alcoholic radicals united by the group CO, or as aldehyds in which hydrogen of the group COH has been replaced by an alcoholic radical.

**Acetonemia** (*as-et-o-ne'-me-ah*) [*acetone*;  $\alpha\iota\mu\alpha$ , blood.] The presence of acetone in the blood. It may result from a number of diseases, but is characteristic of chronic diabetes, and is associated with dyspnea, subnormal temperature, lowered pulse-rate, etc. The patient finally falls into coma. The treatment consists in increasing the secretions and by removing the causes of the diseases.

**Acetonuria** (*as-et-on-ur'-re-ah*) [*acetone*;  $\upsilon\upsilon\rho\nu$ , urine]. The presence of acetone in the urine.

**Acetophenone** (*as-et-o-fe'-non*),  $C_6H_5(CO)(CH_3)$ . "Hypnone;" a hypnotic and antiseptic. Without satisfactory action. Dose  $\mathfrak{m}\mathfrak{j}\mathfrak{v}$ -xv. It results from the action of zinc methyl upon benzoyl chlorid. Crystallizes in large plates, melts at  $20.5^\circ$ , and boils at  $202^\circ$ .

**Acetosella** (*as-et-o-sell'-ah*). See *Oxalis acetosella*.

**Acetous** (*as-el'-tus*) [*acetum*, vinegar]. Like or resembling vinegar; pertaining to, or charged with vinegar or acetic acid.

**Acetoxim** (*as-et-oks'-im*),  $(CH_3)_2C.N.OH$ . A compound formed by the action of hydroxylamin upon acetone; readily soluble in water, alcohol and ether; fuses at  $60^\circ$ , boils at  $135^\circ$ .

**Acetoxims** (*as-et-oks'-imz*). See *Aldoxims*.

**Acetphenetid** (*as-et-fe-nel'-id-in*). See *Phenacetin*.

**Acetum**, (*as-el'-tum*) [*gen.*, *Aceta*: *pl.*, *Aceti*]. [L.]. Vinegar. An impure, dilute acetic acid produced by acetous fermentation of wine, cider, or other fruit-juice. See *Fermentation*. In pharmacy, a solution of the active principles of certain drugs in dilute acetic acid. There are four official *aceta*, each of which contains the soluble principles of ten per cent. of its weight, viz., of lobelia, opium, sanguinaria, and squill; the *acetum* of cantharides is official in Great Britain. **A. aromaticum** (N. F.) ["aromatic vinegar"], a mixture of alcohol, water and acetic acid, aromatized with the oils of rosemary, lavender, juniper, peppermint, cassia, lemon and cloves. **A. britannicum**, an aromatic vinegar consisting of glacial acetic acid 600.0, camphor 60.0, oil of cloves 2.0, oil of cinnamon 1.0, oil of lavender 0.5.

**Acetyl** (*as'-et-il*) [*acetum*, vinegar],  $(C_2H_3O)$ . A univalent radical supposed to exist in acetic acid and its derivatives. Aldehyd may be regarded as the hydrid and acetic acid as the hydrate, of acetyl. **A. Peroxid**,  $(C_2H_3O)_2O_2$ , a thick liquid, insoluble in water, but readily dissolved by ether and alcohol. It is a powerful oxidizing agent. It is decomposed in sunlight and explodes violently when heated.

**Acetylene** (*as-et'-il-en*) [*acetum*, vinegar],  $C_2H_2$ . A colorless gas, with a characteristic and very unpleasant odor, burning with a luminous, smoky flame. Illuminating gas contains a small amount of it. Formed by the imperfect combustion of illuminating gas and other hydrocarbons. The *acetylene series* of hydrocarbons has the general formula,  $C_n H_{2n-2}$ .

**Ache** (*āk*) [A. S., *acan*, to ache]. Any continuous or throbbing pain.

**Ache** (*atchē*) [Fr.]. An old, or local name for common parsley. See *Apium*.

**Acheilia** (*ah-ki'le-ah*) [*ā* priv.; *χείλος*, a lip]. The congenital absence of lips.

**Acheilous** (*ah-ki'le-us*) [*ā* priv.; *χείλος*, a lip]. Born without lips; affected with acheilia.

**Acheiria** (*ah-ki're-ah*) [*ā* priv.; *χείρ*, a hand]. The congenital absence of hands.

**Acheirous** (*ah-ki'le-rus*) [*ā* priv.; *χείρ*, a hand]. Affected with acheiria; born without hands.

**Acheirus** (*ah-ki'le-rus*). An acheirous person, or fetus; one who was born without hands.

**Achene** (*a-ken'*). Same as *Achenium*.

**Achenium** (*ah-ke'-nē-um*) [*ā* priv.; *χαίνειν*, gape: *pl.*, *Achenia*]. In biology, a small, dry, one-seeded, indehiscent fruit.

**Achenocarp**, or **Achænocarp** (*ah-ke'-no-karp*) [*ā* priv.; *χαίνειν*, to gape; *καρπός*, fruit]. In biology, any dry fruit, not opening spontaneously when ripe. See *Achenium*.

**Achenodium** (*ak-en-o'-de-um*) [L.]. A cremocarp or double achenium, as produced by some umbelliferous plants. See *Achenium*.

**Achetous**, or **Achætous** (*ah-ke'-tus*) [*ā* priv.; *χαίτη*, hair]. In biology, lacking setæ, chætæ, or bristles.

**Achilia** (*ah-ki'le-ah*). See *Acheilia*.

**Achillea** (*ak-il'e'-ah*) [*Achilles*, its reputed discoverer]. Milfoil, Yarrow. The herb *A. millefolium*. Properties due to a bitter, aromatic, astringent, tonic extractive, *achillein*, and a volatile oil. It has long been used as a vulnerary, and has been highly recommended for intermittents, and in low, exanthematous fevers. Dose 3j–Oj infusion *ad lib.*; of the extractive, 3j–iij; of the volatile oil, gtt. v–xv. Unof. To the genus *Achillea* along various other unofficial medicinal plants, as *A. moschata*, of the Alps, used in preparing cordials and a diaphoretic medicine, and *A. ptarmica*, or sneezewort, a strong sialagogue.

**Achillein** (*ak-il'-e-in*) [*achilleini*; *gen.*, *Achilleini*]. An extractive from *Achillea millefolium*. See *Achillea*.

**Achilles Tendon** (*ak-il'-ēz ten'-don*). See *Tendon*.

**Achillodynia** (*ak-il-o-din'-e-ah*) [*Achilles*; *δόννη*, pain]. Pain referred to the insertion of the tendo-Achillis, sometimes with apparent swelling of the tendon and of the os calcis.

**Achilous** (*ah-ki'le-us*). See *Acheilous*.

**Achiote** (*a-che-o'-te*). See *Annotto*.

**Achiria** (*ah-ki're-ah*). See *Acheiria*.

**Achirous** (*ah-ki'le-rus*). See *Acheirous*.

**Achirus** (*ah-ki'le-rus*). See *Acheirus*.

**Achlamydeous** (*ak-lam-id'-e-us*) [*ā* priv.; *χλαμύς*, a cloak]. In biology, flowers lacking calyx, corolla, or perianth.

**Achlorophyllous** (*ah-klo-ro-fil'-us*) [*ā* priv.; *χλωρός*, green; *φύλλον*, leaf]. In biology, without chlorophyll, or leaf-green.

**Achloropsia** (*ah-klo-rof'-se-ah*) [*ā* priv.; *χλωρός*, green; *ὄψις*, vision]. Green-blindness.

**Achlys** (*ak'-lis*) [*ἀχλὺς*, gloom, mist]. Cloudiness of the cornea.

**Achne** (*ak'-ne*) [*ἄχνη*, anything shaved off]. 1. Lint, or charpie; floss. 2. Mucus upon the eye.

**Acholia** (*ah-kol'-le-ah*) [*ā* priv.; *χολή*, bile]. Non-secretion or non-excretion of bile.

**Acholic** (*ah-kol'-ik*) [*ā*; *χολή*]. Affected with acholia.

**Acholous** (*ak'-o-lus*) [*ā* priv.; *χολή*, bile]. Pertaining to or affected with acholia.

**Achondroplasia** (*ah-kon-dro-pla'-se-ah*) [*ā* priv.; *χόνδρος*, cartilage; *πλάσσειν*, to form]. Lack of development in a cartilaginous structure; the absorption of cartilage during its transformation into bone.

**Achondroplasy** (*ah-kon'-dro-pla-se*) [*ā* priv.; *χόνδρος*, cartilage; *πλάσσειν*, to form]. Lack of the normal development of cartilage. Parrot's term for a form of fetal rickets in which the limbs are short, the curves of the bones exaggerated, and there is an absence of the proliferating zone of cartilage at the junction of the epiphyses. The children are generally still-born. This condition is very much like a fetal cretinism.

**Achor** (*a'-kor*) [*ἄχωρ*, chaff, scurf, or dandruff: *pl.*, *Achores* (*a-kor'-ēz*)]. *Crusta lactea*. A small pustule, followed by a scab, upon the heads of infants.

**Achordal** (*ah-kor'-dal*) [*ā* priv.; *χόρδῃ*, cord]. Not derived from the notochord.

**Achorion** (*a-ko'-re-on*) [dim. of *ἄχωρ*, chaff]. A genus including several species of fungous (or fungoid) organisms (possibly modified forms of *Penicillium glaucum*), found in the skin, especially the hair follicles. *A. keratophagus*, the form causing *Onychomycosis*, *q. v.* *A. lebertii*, the parasite of *Tinea tonsurans*. *A. schönleinii*, the species occurring in ringworm or *Tinea favosa*.

**Achroa** (*ah-kro'-ah*). See *Achroia*.

**Achroia** (*ah-kro'-ah*). Same as *Achroma*, *q. v.*

**Achroicythemia** (*ah-kroi-si-the'-me-ah*). Same as *Achroicythemia*. See also *Oligochromemia*.

**Achroicythemia** (*ah-kroi-o-si-the'-me-ah*), or **Achræocythæmia** (*ah-kre-o-si-the'-me-ah*) [*ἄχρως*, colorless; *κύτος*, cell; *αἷμα*, blood]. A deficiency of hemoglobin in the red blood corpuscles; also, the diseased state that is associated with such deficiency.

**Achroleucous** (*ah-kro-lu'-kus*) [*ἄχρως*, pale; *λευκός*, white]. Yellowish-white, dull cream color.

**Achroma** (*ah-kro'-mah*) [*ā* priv.; *χρῶμα*, color]. Absence of color. Pallor. Paleness, from whatsoever cause. **A.**, **Congenital**. See *Albinism*. **A.** **Cutis**. See *Leucoderma*.

**Achromasia** (*ah-kro-ma'-ze-ah*). See *Achroma*.

**Ächromatic** (*ah-kro-mat'-ik*) [*ā* priv.; *χρῶμα*, color]. Pertaining to achroma; without color. **A.** **Lens**, one the dispersing power of which is exactly neutralized by another lens having the same curvature but of unequal refractive index. See also *Aberration* and *Objective*. **A.** **Triplet**. See *Microscope*.

**Achromatin** (*ah-kro'-mat-in*) [*ā* priv.; *χρῶμα*, color]. The substance in the nucleus of a cell prior to division. So called because not readily stained by coloring agents. See *Cell Body*. **A.** **of Flemming**. See *Paralamin*.

**Achromatism** (*ah-kro'-mat-izm*) [*ā* priv.; *χρῶμα*, color]. Absence of chromatic aberration.

**Achromatopsia** (*ah-kro-mat-ōp'-se-ah*) [*ā* priv.; *χρῶμα*, color; *ὄψις*, eyesight]. Color-blindness; Daltonism; dyschromatopsia.

**Achromatosis** (*ah-kro-mat-o'-sis*) [*ā* priv.; *χρῶμα*, color]. Any disease characterized by deficiency of pigmentation in the integumentary tissues.

**Achromatous** (*ah-kro'-mat-us*) [*ā* priv.; *χρῶμα*, color]. Deficient in color.

**Achromia** (*ah-kro'-me-ah*) [*ā* priv.; *χρῶμα*, color]. Albinism; achroma.

**Achromoderma** (*ah-kro-mo-der'-me-ah*) [*ā* priv.; *χρῶμα*, color; *δέρμα*, skin]. An albinotic, or colorless state of the skin.

**Achromophilous** (*ah-kro-mof'-il-us*) [*ā* priv.; *χρῶμα*, color; *φιλεῖν*, to love]. Not readily stained; not chromophilous.

**Achromotrichia** (*ah-kro-mo-trik'-e-ah*) [*ā* priv.; *χρῶμα*, color; *τριχίς*, hair]. Absence of pigment from the hair.

**Achromous** (*ah-kro'-mus*) [*ā* priv.; *χρῶμα*, color]. Pale, colorless; having no color.

**Achroödextrin** (*ah-kro-o-deks'-trin*) [*ἄχρως*, colorless; *dexter*, right]. A reducing dextrin formed by the action



of the diastatic ferment of saliva upon starch or glycogen. It is a modification of dextrin that may be precipitated by alcohol, and is not altered by ptyalin, nor colored by iodine.

**Achylia** (*ah-ki'-le-ah*) [*â priv.*; *χυλός*, juice]. Absence or deficiency of juice, or of chyle.

**Achylosis** (*ah-ki-lo'-sis*) [*â priv.*; *χυλός*, juice]. Deficient chylification.

**Achylous** (*ah-ki'-lus*) [*â priv.*; *χυλός*, juice]. Without chyle; deficient in chyle or juice.

**Achymosis** (*ah-ki-mo'-sis*) [*â priv.*; *χυμός*, chyme]. Deficient chymification.

**Achyranthes** (*ah-ki-ran'-thēz*) [*ἀχυρόν*, chaff; *ἄνθος*, a flower]. A genus of anyrtaaceous plants. *A. calea*, of Mexico, is febrifugal. *A. repens*, of Europe and the United States, is diuretic. Unof.

**Acicula** (*as-ik'-u-lah*) [dim. of *acus*, a needle]. In biology, a spine, bristle, or prickle; the bristle-like flower of a grass.

**Acicular** (*as-ik'-u-lar*) [*acus*, a needle]. Needle-like.

**Aciculum** (*as-ik'-u-lum*) [dim. of *acus*, a needle: *pl.*, *Acicula*]. In biology, one of the slender sharp bristles in the rudimentary limbs of some worms.

**Aciculus** (*as-ik'-u-lus*) [*acus*, a needle]. In biology, a stout bristle or prickle.

**Acid** (*as'-id*) [*acere*, to be sour]. A name loosely applied to any substance having a sour taste. A compound of an electro-negative element with one or more atoms of hydrogen which can be replaced by electro-positive or basic atoms. Acids vary in their terminations according to the quantity of oxygen or other electro-negative constituent. Those having the maximum of oxygen end in *-ic*; those of a lower degree in *-ous*. Where there are more than two combinations the preposition *hyper-* is prefixed to the highest, and *hypo-* to the lowest. Acids that end in *-ic*, as sulphuric acid, form salts terminating in *-ate*; those ending in *-ous* form salts terminating in *-ite*. Physiologically, acids in concentrated form act as caustics; diluted and in medicinal doses they check acid-producing and increase alkaline secretions. **A.**, **Abietic**. See *Abietic*. **A.**, **Abrie** ( $C_{15}H_{21}N_3O_3$ ), a crystallizable acid, said to exist in jequirity. **A.**, **Aceric**, found in the juice of *Acer campestre*, the common English maple. **A.**, **Acetic**, an acid solution composed of 36 parts of absolute acetic acid ( $C_2H_4O_2$ ), and 64 parts water. Has strong acid properties. Miscible with water and alcohol. **A.**, **Acetic, Glacial**, the absolute acid in crystalline form. An escharotic. **A.**, **Acetic, Dilute**, contains six per cent. of absolute acid. Dose 5j-ij. An impure form obtained by the destructive distillation of wood is known as wood vinegar, or pyroligneous acid. **A.**, **Acetic, Test**. See *Tests, Table of*. **A.**, **Aconitic** ( $C_6H_6O_6$ ), occurs in different plants, as *Aconitum napellus*, sugar cane, and beet-roots. It may be obtained by heating citric acid alone or with concentrated HCl. It crystallizes in small plates, that dissolve readily in alcohol, ether and water, and melt at  $186^{\circ}$ - $7^{\circ}$ . An acid found in aconite. **A.**, **Adibasic**. See *A.*, *Suberic*. **A.**, **Adipic** ( $C_6H_{10}O_4$ ), obtained by oxidizing fats with nitric acid. Crystallizes in shining leaflets, or prisms; soluble in thirteen parts of cold water; melts at  $148^{\circ}$ . It is dibasic and diatomic. **A.**, **Agaric** ( $C_{16}H_{30}O_3 + H_2O$ ), a resin acid obtained from the fungus *Polyporus officinalis*, growing on larch trees. The acid has been recommended for the checking of night-sweats. It also checks the other excretions and diminishes thirst. It is mildly cathartic. Unof. **A.**, **Alanthic** ( $C_{15}H_{20}O_2$ ), *Inulic* acid, found in *Inula helenium*. Occurs in needle-like crystals. **A.**, **Aldepalmitic** ( $C_{16}H_{30}O_2$ ), the chief component of the butter of the cow. **A.**, **Alginic**. See *Algin*. **A.**,

**Alloxanic** ( $C_4H_2N_2O_3$ ), a crystalline acid, obtained by treating alloxan with alkalis. **A.**, **Alpha-oxy-naphthoic** ( $C_{11}H_8O_3$ ), a fragrant crystalline acid, derived from alpha-naphthol. It is strongly antiseptic and deodorant; useful in wound-dressing; but appears to be toxic when taken by the stomach. Unof. **A.**, **Alphatolonic**. See *A.*, *Phenyl-acetic*. **A.**, **Amalic** ( $C_8(CH_3)_4N_4O_7$ ), [*ἀμαλός*, weak], tetramethylalloxantin, formed by the action of  $HNO_3$ , or chlorine water, upon thein, or, better, by the reduction of dimethyl alloxan with  $H_2S$ . Consists of colorless, sparingly soluble crystals, that impart a red color to the skin. **A.**, **Amido-acetic**. See *Glycin*. **A.**, **Amido-benzoic** ( $C_7H_7NO_2$ ), occasionally found in the urine. **A.**, **Amido-succinamic**, same as *Asparagin*. **A.**, **Angelic** ( $C_5H_8O_2$ ), a crystalline monobasic acid. Exists free along with valeric and acetic acids in the roots of *Angelica archangelica*, and as butyl and amyl esters in Roman oil of cumin. Crystallizes in shining prisms, melts at  $45^{\circ}$ , and boils at  $185^{\circ}$ . It has a peculiar smell and taste. **A.**, **Anisic** ( $C_8H_8O_3$ ), obtained by oxidizing anisol and anethol with  $HNO_3$ , and from aniseed by the action of oxidizing substances. Crystallizes from hot water in long needles, from alcohol in rhombic prisms; melts at  $185^{\circ}$ , boils at  $280^{\circ}$ . It is antiseptic and antirheumatic. **A.**, **Anthranelic** ( $C_7H_7NO_2$ ), prepared by oxidizing indigo by boiling it with manganese dioxide and sodium hydroxid. It sublimes in long needles, is readily soluble in hot water and alcohol, and melts at  $144^{\circ}$ . **A.**, **Anthropocholic** ( $C_{18}H_{28}O_4$ ) [*ἀνθρωπος*, man; *χόλη*, bile], an acid said to be obtainable from human bile. Its existence is doubtful. **A.**, **Anticyclic**, a white fragrant powder with pleasant acid taste, readily soluble in water, alcohol, and glycerin, used as an antipyretic. Dose gr.  $\frac{1}{10}$ - $\frac{1}{5}$ . **A.**, **Aposorbic** ( $C_5H_8O_4$ ), produced on oxidizing sorbin with  $HNO_3$ . It crystallizes in small leaflets that melt with decomposition at  $110^{\circ}$ . Easily soluble in water. **A.**, **Arabic**. See *Arabin*. **A.**, **Arabonic** ( $C_5H_{10}O_6$ ), tetraoxyvaleric acid, obtained by the action of bromin water or  $HNO_3$  upon arabinose. **A.**, **Aromatic**, a name applied to certain organic acids occurring in the balsams, resins, and other odoriferous principles. Also, in pharmacy, a dilute mineral acid reinforced by aromatic substances in order to modify their flavor. **A.**, **Arsenous**, and **Arsenic**. See *Arsenic*. **A.**, **Aspartic** ( $C_4H_7NO_4$ ), occurs in the vinasse obtained from the beet root, and is procured from albuminous bodies in various reactions. It is prepared by boiling asparagin with alkalis and acids. It crystallizes in rhombic prisms, or leaflets, and dissolves with difficulty in water. **A.**, **Atrolactic** ( $C_9H_{10}O_3$ ), obtained from acetophenone by means of prussic acid and  $H_2SO_4$  or dilute HCl. Dissolves very readily in water; crystallizes with one-half  $H_2O$  in needles or plates; melts at  $91^{\circ}$ . **A.**, **Atropic** ( $C_8H_8O_2$ ), results from atropin, tropic acid, and atrolactic acid when they are heated with concentrated HCl. Crystallizes from hot water in monoclinic plates; is sparingly soluble in cold water, easily in ether and benzene; melts at  $106^{\circ}$ . **A.**, **Auric** ( $Au(OH)_3$ ), gold trihydroxid. **A.** **Bath**. See *Bath*. **A.**, **Behenolic** ( $C_{22}H_{40}O_2$ ), derived from the bromids of erucic and brassidic acids. Melts at  $57.5^{\circ}$ . **A.**, **Benzoic** ( $C_7H_6O_2$ ), occurs free in some resins, chiefly in gum benzoin, and in coal tar. It crystallizes in white, shining needles, or leaflets, melts at  $120^{\circ}$ , and distills at  $250^{\circ}$ . It volatilizes readily, and its vapor possesses a peculiar odor that produces coughing. **A.**, **Boric**. See *Borac*. **A.**, **Brassicidic** ( $C_{22}H_{40}O_2$ ), isomeric with erucic acid; produced by the action of nitric acid on erucic acid; melts at  $56^{\circ}$ . **A.**, **Brenz**

**catechin sulphuric** ( $C_6H_4(HO)_2.O.SO_3$ ), has been found in human urine, mainly after the ingestion of salicin, hydroquinon, *etc.* **A., Butyric** ( $C_4H_8O_2$ ) [*butyrum*, butter], an acid having a viscid appearance and rancid smell. It is obtained commercially by the fermentation of a mixture of sugar and butter or cheese in the presence of an alkaline carbonate, but occurs in various plants, in cod-liver oil, in the juice of meats, and in the perspiration. Combined with glycerin as glyceryl butyrate, it is essentially butter. The ether derived from butyric acid is the natural flavor of the pineapple. **A., Caffeic** ( $C_9H_8O_4$ ), obtained when the tannin of coffee is boiled with potassium hydroxid; crystallizes in yellow prisms, and is very readily soluble in hot water and alcohol. **A., Campholic** ( $C_{10}H_{18}O_2$ ), produced on distilling camphor over heated soda-lime, or with alcoholic potash; it melts at  $95^\circ$ , and is a white, volatile solid, insoluble in cold water. **A., Camphoric** ( $C_{10}H_{16}O_4$ ), a dibasic acid, obtained by boiling camphor with  $HNO_3$ ; crystallizes from hot water in colorless leaflets; melts at  $178^\circ$ , and decomposes into water and its anhydrid,  $C_8H_{14}(CO)_2O$ . Used in night-sweats of phthisis. Dose gr. x-xxx. **A., Camphoronic** ( $C_9H_{12}O_5 + H_2O$ ), produced by the further oxidation of camphoric acid; it occurs in the mother liquor. Loses its water of crystallization at  $100-120^\circ$  and melts at  $135^\circ$ . It forms colorless microscopic needles that are volatile and readily soluble in water. **A., Capric** ( $C_9H_{19}CO.OH$ ), occurs in small quantity, as a glycerid in cow's butter. Crystallizes in fine needles, melting at  $30^\circ C.$ , very insoluble in boiling water. **A., Caproic** ( $C_6H_{12}O_2$ ), the sixth in the series of fatty acids; a clear, mobile oil, colorless, inflammable, and with a very acid and penetrating taste. Prepared from butter, coconut oil, and various other sources. **A., Caprylic** ( $C_8H_{17}CO.OH$ ), an acid combined with glycerin, forming a glycerid existing in various animal fats; liquid at ordinary temperatures. **A., Carbamic** ( $H_2N.CO.OH$ ), an acid not known in the free state; its ammonium salt is contained in commercial ammonium carbonate. The esters of carbamic acid are called urethanes. **A., Carbazotic**. See *A., Picric*. **A., Carbolie** ( $C_6H_5OH$ ), Phenol—the correct designation of this substance—is procured from coal tar by fractional distillation. It has a very peculiar and characteristic odor, a burning taste, is poisonous, and has preservative properties. The sp. gr. at  $0^\circ$  is 1.084; it crystallizes in colorless rhombic needles that melt at  $42.2^\circ$ , boiling at  $180^\circ$ , and it is not decomposed upon distillation. At ordinary temperatures it dissolves in water with difficulty (1:15), but is soluble in alcohol, ether, glacial acetic acid, and glycerin in all proportions. Upon exposure to light and air it deliquesces and acquires a pinkish color. It is used in the manufacture of many of the artificial coloring matters, *e. g.*, picric acid, used as a yellow dye. Large quantities of various qualities of carbolie acid are consumed for antiseptic purposes. It is a powerful antiseptic and germicide, and a violent poison. Internally it is used in vomiting and intestinal fermentation. Dose gr.  $\frac{1}{4}$ -j. **A., Carb., Aqua**, contains 10 drachms of the glycerit to 1 pint of water. Dose  $\mathfrak{z}$ j- $\mathfrak{z}$ ss. **A., Carb., Gargarisma** grs. ij- $\mathfrak{z}$ j, for fetid sore throat. **A., Carb., Glycerit**, contains acid 1, glycerin 4 parts. **A., Carb., Liquefactum**, (B. P.). Dose  $\mathfrak{m}$ j-ij. **A., Carb., Solutions**, vary from 1 to 5 per cent. in water. **A., Carb., Suppos. cum Sapone** (B. P.), each containing gr. j of carbolic acid. **A., Carb., Unguent**, contains acid 10, ointment 90 parts. **A., Carbol., Injectio Hypoderm.**, 2-5 per cent., for anthrax, and erysipelas. **A., Carbonic** ( $CO_2$ ), carbon dioxide; a product of combustion; a colorless, transparent, odorless gas,

heavier than air; incapable of sustaining respiration. It is eliminated by the lungs, and when retained in the system gives rise to cyanosis. **A., Carminic** ( $C_{17}H_{15}O_{10}$ ), coloring matter found in the buds of certain plants, and especially in cochineal, an insect inhabiting different varieties of cactus. It is an amorphous purple-red mass, very readily soluble in water and alcohol. Yields red salts with the alkalies. **A., Cathartine**, an active principle from several species of *Cassia*. It occurs in brown hygroscopic scales. Used as a laxative in doses of gr. iv-vj. **A., Cerebrinic** ( $C_{39}H_{113}NO_3$ ), an acid found in the brain and belonging to the group called cerebrinacides. **A., Cerotic** ( $C_{27}H_{54}O_2$ ) [*κηροτός*, waxy], a fatty acid, existing in the free state in beeswax, and combined with ceryl as an ether in Chinese wax. It crystallizes from alcohol in delicate needles, melting at  $78^\circ$ . **A., Chelidonic** ( $C_7H_6O_6$ ), occurs together with malic acid in *Chelidonium majus*. Crystallizes in silky needles with one molecule of water, and melts at  $220^\circ$ . **A., Chloracetic** [*chlorin* and *acetic*], an acid, called also *Monochloracetic acid*, produced by the substitution of chlorin for the hydrogen of the radicle in acetic acid. It is sometimes used as a caustic. **A., Chloric** ( $HClO_3$ ), an acid known only in its compounds and its aqueous solution. Some of its compounds, the chlorates, are of great service in medicine. **A., Cholic**. See *A., Cholic*. **A., Cholic** ( $C_{24}H_{42}O_5$ ), *Cholic Acid*, from glycocholic and taurocholic acids; crystallizes from hot water in small anhydrous prisms, sparingly soluble in water, and melting at  $195^\circ$ . **A., Choloidinic**, derived from Cholic Acid, and probably a mixture of this with dyslysin; all three decomposition products of bile acids. **A., Chromic**, strictly the compound  $H_2CrO_4$ ; chromium trioxid combined with water; it forms salts called chromates. In most books the chromium trioxid,  $CrO_3$ , is called by this name. It is a crystalline solid, and is a useful escharotic for the destruction of syphilitic warts and similar growths. A solution of 1:40 is used as an antiseptic wash for putrid sores and wounds. **A., Chrysanic** ( $C_7H_5N_3O_6$ ), an acid forming golden-yellow crystals, used in the preparation of certain anilin dyes. It melts at  $259^\circ$  and sublimes. **A., Chrysenic** ( $C_{17}H_{12}O_3$ ), produced when chrysenic is fused with caustic alkali. Forms silver-white leaflets and melts at  $186^\circ$ . **A., Chrysophanic** ( $C_{15}H_{10}O_4$ ), *Rheinic Acid*, exists in the lichen, *Parmelia parietina*, in senna leaves, and in the rhubarb root. Crystallizes in golden yellow needles or prisms, melting at  $162^\circ$ . See *Chrysarobin*. **A., Cinchoninic** ( $C_9H_6N(CO_2H)$ ), produced by oxidizing cinchonin with potassium permanganate, or  $HNO_3$ . Crystallizes in needles, containing  $2H_2O$ , in thick prisms, or plates, with  $2H_2O$ ; melts at  $254^\circ$ . **A., Cinnamic** ( $C_9H_8O_2$ ), occurs in Peru and Tolu balsams, in storax, and in some benzoin resins. Crystallizes from hot water in fine needles, from alcohol in thick prisms; is odorless, melts at  $133^\circ$ ; soluble in hot water and in alcohol. It has been used in tuberculosis, both internally and externally. Dose  $\mathfrak{m}$ j-x, hypodermatically. **A., Citric** ( $C_6H_8O_7$ ), occurs free in lemons, black currants, bilberry, beets, and in various acid fruits. It crystallizes with one molecule of water in large rhombic prisms, which melt at  $100^\circ$ , are colorless, inodorous, and extremely sharp in taste. It is used as a discharge in calico-printing. It is refrigerant, antiseptic, and diuretic. **A., Comanic** ( $C_6H_4O_4$ ), obtained from chelidonic acid by the loss of carbon dioxide. It dissolves with difficulty in water; melts at  $250^\circ$ . **A., Comenic** ( $C_6H_4O_5$ ), is produced by heating meconic acid to  $120-200^\circ$ . It is rather insoluble in water and crystallizes in hard, warty masses.



**A., Coumalic** ( $C_6H_4O_4$ ), identical with coumaric acid. Produced when malic acid is heated together with concentrated  $H_2SO_4$ ; dissolves with difficulty in cold water and melts with decomposition at  $206^\circ$ . **A., Coumaric** ( $C_9H_8O_3$ ), an acid derived from coumarin and intimately related to salicylic acid, being converted into the latter by fusion with potassium hydrate. **A., Coumarilic** ( $C_9H_6O_3$ ), a monobasic acid obtained from coumarin dibromide; crystallizes from hot water in delicate needles, melting at  $190^\circ$ ; moderately soluble in water and extremely soluble in alcohol. **A., Crenic** [*κρήνη*, a spring], an acid found in certain spring waters and also in vegetable mould and in ochreous deposits. **A., Cresolsulphuric** ( $C_7H_7O_3S \cdot O_2 \cdot OH$ ), exists in the urine in small traces; also found in the urine of herbivorous animals. **A., Cresylic**. See *Cresol*. **A., Croconic** ( $C_3H_2O_3$ ), is produced by the alkaline oxidation of most of the hexa-substituted benzene-derivatives; crystallizes in sulphur-yellow leaflets, readily soluble in water and alcohol; has an acid taste and reaction. **A., Cumic** ( $C_{10}H_{12}O_3$ ), is produced by the oxidation of cuminic alcohol with dilute  $HNO_3$ . Very soluble in water and alcohol, crystallizes in colorless needles or leaflets, melts at  $116^\circ$ , and boils at about  $290^\circ$ . **A., Cyanic** (CONH), obtained by heating polymeric cyanuric acid. It is a mobile, volatile liquid, only stable below  $0^\circ$ ; reacts strongly acid; has an odor like that of glacial acetic acid; vesicates the skin; dissolves in alcohols. **A., Cyanuric**. See *A., Tricyanic*. **A., Damalic** ( $C_{12}H_{22}O_6$ ), [*δάμαλις*, heifer], has been obtained from the urine of cows and horses, and from human urine. **A., Damaluric** ( $C_{12}H_{22}O_6$ ) [*δάμαλις*, heifer; *οὔρον*, urine], an oily compound, derivable from the urine of cattle and of mankind. **A., Desoxalic** ( $C_5H_6O_5$ ), is seen in large, shining crystals, that melt at  $85^\circ$ . **A., Diacetic** ( $C_4H_6O_3$ ), an acid present in the urine in some diseased conditions, *e. g.*, acetoneuria. With a solution of ferric chlorid it gives a Burgundy-red color. **A., Durylic** ( $C_{10}H_{12}O_2$ ), obtained by the oxidation of duren; crystallizes in hard prisms and melts at  $115^\circ$ . **A., Elaidic** ( $C_{18}H_{34}O_2$ ), a fatty acid, produced by the action of nitrous acid on oleic acid. Isomeric with the latter. Consists of brilliant leaflets, melting at  $44-45^\circ$ . **A., Ellagic** ( $C_{14}H_6O_8$ ), occurs in the bezoar stones (an intestinal calculus of the Persian goat). Occurs in the form of a powder containing 1 molecule of water of crystallization. Insoluble in water; light pale yellow in color; tasteless. **A., Enanthylic**, or **Ænanthylic** [*οἰνάθη*, wine flower, a plant (*οἶνος*, wine; *ἄνθος*, flower); *ἔλλη*, principle], a complex ether formed by the action of nitric acid on fatty substances, especially castor oil. **A., Erucic** ( $C_{22}H_{42}O_2$ ), present as glycerid in rape-seed oil and in the fatty oil of mustard. Prepared by saponifying rape-seed oil with lead oxid. Crystallizes from alcohol in long needles that melt at  $33-34^\circ$ . **A., Euchroic** ( $C_{12}H_5N_3O_8$ ), an amid of mellitic acid, produced by dry distillation of the ammonium salt. It crystallizes in large prisms and is sparingly soluble in water. **A., Eugenic**. See *Eugenol*. **A., Euxanthinic** ( $C_{19}H_{18}O_{11}$ ), *Porrisic Acid*, occurs as a magnesium salt in so-called *purée*, a yellow coloring matter from India and China. Crystallizes from alcohol in yellow prisms with  $H_2O$ . **A., Everninic** ( $C_9H_{10}O_4$ ), produced on boiling evernic acid ( $C_{17}H_{16}O_7$ ) (from *Evernia prunastri*, a lichen formerly much used in dyeing and for making a hair powder), with baryta. It melts at  $157^\circ$ . **A., Ferulic** ( $C_{10}H_{10}O_4$ ), corresponds to vanillin. It is found in asafetida, from which it may be obtained by precipitation with lead acetate. It is very soluble in hot water, crystallizes in shining needles or prisms,

and melts at  $169^\circ$ . **A., Filicic**, the main ingredient of *Male Fern*. It is a white crystalline powder with slight taste and odor, insoluble in water. **A., Fluoric** (HF), gaseous and soluble in water, a strong escharotic. The dilute acid, 1 : 200, is used as an internal remedy in goiter. Dose  $m_{xx-xxx}$ . **A., Formic** ( $CH_2O_2$ ), an acid obtained from a fluid emitted by ants when irritated; also found in stinging nettles, in shoots of the pine, and in various animal secretions. Prepared by heating oxalic acid and glycerin. It is a colorless, mobile fluid, with a pungent odor, and vesicates the skin if dropped upon it. It boils at  $99^\circ$  and at  $0^\circ$  has a sp. gr. of 1.223. **A., Galactonic**. See *A., Lactonic*. **A., Gallic** ( $C_7H_6O_5$ ), occurs free in gall nuts, in tea, in the fruit of *Casalpinia coriaria*, mangoes, and various other plants. Obtained from ordinary tannic acid by boiling it with dilute acids. Crystallizes in fine, silky needles, containing one molecule of water. Dissolves slowly in water and readily in alcohol and ether; has a faintly acid, astringent taste; melts near  $220^\circ$ . Astringent and disinfectant; useful in night sweats, diabetes, and chronic diarrhea. **A., Gallic, Unguent**, benzoated lard 90, gallic acid 10. **A., Pyrogallic** (unofficial), obtained from gallic acid by heating the latter. Recommended locally in phagedenic chancres as an antiseptic and disinfectant in 1-2½ per cent. solutions. Dose, internally, gr. j-ij. **A., Gluconic** ( $C_6H_{12}O_7$ ), is formed by the oxidation of dextrose, cane sugar, dextrin, starch, and maltose with chlorin or bromin water. Most readily obtained from glucose. It is dextro-rotatory, but does not reduce Fehling's solution. It melts at  $200^\circ$ . **A., Glutaric** ( $C_5H_8O_4$ ), normal pyrotartaric acid. Crystallizes in large monoclinic plates, melts at  $97^\circ$ , and distils at  $303^\circ$ , at  $14^\circ$  soluble in 1.2 part of water. **A., Glycocholic** ( $C_{26}H_{48}NO_6$ ), a monobasic acid found in bile; sparingly soluble in water; crystallizes in minute needles, melting at  $133^\circ$ . **A., Glycollic** ( $C_2H_4O_3$ ), *Oxyacetic Acid*, produced by the action of nascent hydrogen upon oxalic acid. It is a thick syrup that gradually crystallizes on standing over sulphuric acid; the crystals melt at  $80^\circ$  and deliquesce in the air. It dissolves easily in water, in alcohol, and in ether. **A., Glycoluric** ( $C_3H_6N_2O_8$ ), *Hydantonic Acid*, prepared by heating urea with glycochol to  $120^\circ$ . It is a monobasic acid; very soluble in hot water and in alcohol. Crystallizes in large, rhombic prisms. **A., Glycuronic** ( $C_6H_{10}O_7$ ), obtained by decomposing euxanthic acid on boiling with dilute  $H_2SO_4$ . It is a syrup that decomposes readily into the lactone,  $C_6H_8O_6$ , on warming. It is levo-rotatory. This acid has been found in urine; it probably does not exist in normal urine; but it appears after taking certain drugs, as benzol, indol, nitro-benzol, and the quinin derivatives. **A., Glyoxylic** ( $C_2H_2O_3$ ), obtained by oxidizing glycol, alcohol, and aldehyd. It is a thick liquid, readily soluble in water. Crystallizes in rhombic prisms by long standing over sulphuric acid. **A., Guanido-Acetic**. See *Glycocyanin*. **A., Gynocardic** ( $C_{14}H_{24}O_2$ ), derived from the seeds of the *Gynocardia odorata*. It occurs as a yellowish oily substance melting at  $30^\circ C$ . ( $86^\circ F.$ ), with a distinct odor and acid taste. Used as an antisyphilitic and antirheumatic. Dose gr. ½-ij. Used externally as a liniment (1 to 10 or 20). **A., Haloids** (*as'-id hal'-oids*), derivatives that arise in the replacement of the hydroxyl of acids by halogens. They are liquids of sharp odor, fuming in the air and undergoing transformation into acids and halogen hydrides. They are heavier than water. They decompose at ordinary temperatures, forming acids. **A., Hemipinic** ( $C_{10}H_{10}O_6$ ), formed by oxidizing

narcotin with dilute  $\text{HNO}_3$ . Melts at  $182^\circ$ . **A., Hesperetic** ( $\text{C}_{10}\text{H}_{10}\text{O}_4$ ), obtained from the glucoside hesperidin. Melts at  $228^\circ$ . **A., Hippuric** ( $\text{C}_9\text{H}_9\text{NO}_3$ ) [ $\pi\pi\sigma\sigma$ , horse;  $\sigma\iota\pi\sigma\nu$ , urine], *Benzoyl Glycocol*, occurs in considerable amount in the urine of herbivorous animals, sometimes in that of man. Crystallizes in rhombic prisms, and dissolves readily in hot water and alcohol. It melts at  $187^\circ$ . Its salts (hippurates of lime, lithium, and sodium) are regarded as good solvents of the urates, and are recommended in gout, rheumatism, and calculous diseases. Dose grs. iv–xvj. Unof. **A., Hircic**, a peculiar-smelling acid contained in goat's milk. **A., Homogentisic**, an acid separated by Baumann from highly-colored urine, believed to be formed by the action of bacteria on the tyrosin normally found in pancreatic digestion. **A., Homophthalic** ( $\text{C}_8\text{H}_8\text{O}_4$ ), obtained by fusing gamboge with caustic potash. Crystallizes from hot water in stout prisms, melting at  $175^\circ$ . **A., Hydantoic**. See *A., Glycoluric*. **A., Hydriodic** (HI), *Acidum Hydriodicum*; a gaseous acid. Its solution and a syrup prepared from it are used as alternatives, with the general effects of iodine. Unof. **A., Hydrobromic** (HBr); the dilute acid, which is the chief form used, consists of 10 per cent. acid and 90 per cent. water. A good solvent for quinin. Useful in hysteria, congestive headaches, and neuralgia. Is recommended as a substitute for potassium and sodium bromids. Dose  $\text{mxx} - \text{z ij}$ . **A., Hydrocaffaic** ( $\text{C}_9\text{H}_{10}\text{O}_4$ ), obtained from caffeic acid by the action of sodium amalgam. **A., Hydrochloric, Muriatic Acid** (HCl), a liquid consisting of 31.9 per cent. of HCl gas in 68.1 per cent. of water. Colorless, pungent, and intensely acid. Valuable as an aid to digestion. **A., Hydrochloric, Dilute**, a ten per cent. solution of absolute acid in water. Dose  $\text{mijj} - \text{x}$ . **A., Hydrocinamic** ( $\text{C}_6\text{H}_5(\text{CH}_2)_2\text{CO}_2\text{H}$ ), *Phenyl-propionic Acid*, obtained by the action of sodium amalgam upon cinnamic acid. Very soluble in hot water and alcohol; crystallizes in needles, melts at  $47^\circ$ , and distills at  $280^\circ$ . **A., Hydrocyanic, Dilute** (HCN), *Prussic Acid*, a liquid consisting of two per cent. of the acid with 98 per cent. of water and alcohol. Generally prepared by the action of  $\text{H}_2\text{SO}_4$  on potassium ferrocyanid. It is a mobile liquid, of a sp. gr. of .697 at  $18^\circ$ ; becomes crystalline at  $-15^\circ$ ; boils at  $+26.5^\circ$ ; possesses an odor like that of bitter almonds; is extremely poisonous; a feeble acid. Prussic acid is found in the bitter almond, the leaves of the peach, and in the cherry laurel, from the leaves of which it is distilled. It is the most violent poison known, death from complete asphyxia being almost instantaneous. Valuable for its sedative and antispasmodic effects in vomiting, whooping-cough, and spasmodic affections. Dose  $\text{mj} - \text{v}$ . The following preparations are employed: *Aqua Laurocerasi*, water distilled from the leaves of the cherry laurel. Dose  $\text{m} - \text{v} - \text{xxx}$ , with caution. *Scheele's Dilute Hydrocyanic Acid*, is a 4 or 5 per cent. solution; dangerous. *Amygdala Amara*, oil of bitter almond; used in cosmetics. **A., Hydrocyanic, Vapor**,  $\text{m} - \text{xv}$  of dilute acid in  $\text{z j}$  of water, warmed and the vapor inhaled to relieve irritable coughs. **A., Hydrofluoric** (HF), an aqueous solution of hydrofluoric gas, administered in dilute form as an inhalation in phthisis and goiter. See *Fluorin*. **A., Hydrosulphuric** ( $\text{H}_2\text{S}$ ), an acid which, both in its pure and gaseous form and in its watery solution, is much used as a chemical reagent. The gas has been employed by inhalation and by rectal injection in cases of tuberculosis. (See *Bergeron's Method*.) Called also *Hydrogen Sulfid* and *Sulphydric Acid*. **A., Hydrurilic** ( $\text{C}_8\text{H}_6\text{N}_4\text{O}_6$ ), obtained by decomposing the copper salt

with HCl. Occurs in little prisms. **A., Hyperosmic**. See *A., Osmic*. **A., Hypochlorous** ( $\text{HClO}$ ), an unstable compound, important as a disinfecting and bleaching agent. Some of its salts, the hypochlorites, have a limited use in medicine. **A., Hypophosphorous** ( $\text{H}_3\text{PO}_2$ ), its salts (hypophosphites), also the dilute acid, and a syrup prepared with it, are used as remedial agents. (See *Calcii Hypophosphis*, *Ferri Hypophosphis*, *Sodii Hypophosphis*, *Potassii Hypophosphis*.) **A., Igasuric**, an acid occurring in St. Ignatius Bean and certain other plants containing strychnia. It occurs in small, hard crystals with an acid, astringent taste. **A., Indoxylic** ( $\text{C}_9\text{H}_7\text{NO}_3$ ), produced from its ethyl ester by fusion with caustic soda at  $180^\circ$ . Appears as a white crystalline mass, melting at  $123^\circ$ . **A., Iodic** ( $\text{HIO}_3$ ), a monobasic acid. Its solution (two per cent.) has been recommended as an alternative subcutaneous injection. **A., Isopropyl Succinic**. See *A. Pimelic*. **A., Isosaccharic** ( $\text{C}_6\text{H}_{10}\text{O}_8$ ), an acid very soluble in water and alcohol, forming rhombic crystals, and melting at  $185^\circ$ . Its solution is dextro-rotatory. **A., Kephalo-phosphoric**, a brain-acid differing from ordinary phosphoric acid in that three molecules of its hydroxyl are replaced by one molecule each of kepalyl, stearyl, and glyceryl. **A., Lactic** ( $\text{HC}_3\text{H}_5\text{O}_3$ ), a liquid containing 75 per cent. of absolute acid in 25 per cent. of water. Produced in the fermentation of milk. Generally found impure from subsequent fermentation, except when freshly made. Useful in aiding digestion, in diabetes, and as a solvent of false membrane in diphtheria. Dose  $\text{z ss} - \text{z ss}$ . *A., Lactic, Dil.*, (B. P.). Dose  $\text{z ss} - \text{ij}$ . **A., Lactonic** ( $\text{C}_6\text{H}_2\text{O}_7$ ), *Galactonic Acid*, produced from milk-sugar, galactose, and gum arabic by the action of bromine water. It crystallizes, on standing over  $\text{H}_2\text{SO}_4$ , in small needles. **A., Leuconic** ( $\text{C}_5\text{O}_3 + 4\text{H}_2\text{O}$ ), an acid produced by oxidizing croconic acid with  $\text{HNO}_3$  or chlorin. Very soluble in water; occurs in small, colorless needles. **A., Levulinic** ( $\text{C}_5\text{H}_8\text{O}_3$ ), obtained from levulose, cellulose, cane-sugar, etc. Isomeric with methyl acetoacetic acid; dissolves readily in water, alcohol, and ether; crystallizes in scales that melt at  $33.5^\circ$ ; boils with slight decomposition at  $239^\circ$ . **A., Linoleic** ( $\text{C}_{18}\text{H}_{32}\text{O}_2$ ), occurs as glycerid in drying oils, such as linseed oil, hemp oil, poppy oil, and nut oil. Prepared by saponifying linseed oil with potash. It is a yellowish oil that has a sp. gr. of 0.921. **A., Maizenic**, an acid derived from the stigmata (silk) of Indian corn; said to be a good diuretic. Unof. **A., Malic** ( $\text{C}_4\text{H}_6\text{O}_5$ ), a bibasic acid, occurring free or in the form of salts in many plant juices, in unripe apples, in grapes, and in mountain-ash berries. It forms deliquescent crystals, that dissolve readily in alcohol, slightly in ether, and melt at  $100^\circ$ ; it has a pleasant acid taste. **A., Malonic** ( $\text{C}_3\text{H}_4\text{O}_4$ ), occurs in the deposit found in the vacuum pans employed in the beet-sugar manufacture; obtained by the oxidation of malic acid with chromic acid; crystallizes in large tables or laminae; easily soluble in water, alcohol, and ether; melts at  $132^\circ$ ; at higher temperatures it decomposes into acetic acid and carbon dioxide. **A., Mandelic** ( $\text{C}_6\text{H}_5\text{CH}(\text{OH})\text{CO}_2\text{H}$ ), is formed from benzaldehyd by the action of prussic acid and HCl. Obtained naturally from amygdalin; is levo-rotatory, and forms brilliant crystals, melting at  $132.8^\circ$ . **A., Mannitic** ( $\text{C}_6\text{H}_{12}\text{O}_7$ ), obtained by the action of platinum black upon aqueous mannitol. It is a very soluble, gummy mass, and reduces Fehling's solution. **A., Mannonic** ( $\text{C}_6\text{H}_{12}\text{O}_7$ ), produced by oxidizing mannose with bromine water. **A., Meconic** ( $\text{C}_7\text{H}_4\text{O}_7$ ), a tribasic acid, occurring in opium in union with mor-



phin. Crystallizes with  $3\text{H}_2\text{O}$  in white laminae, readily soluble in hot water and alcohol. Ferric salts color the acid solutions dark red. **A., Melilotic** ( $\text{C}_6\text{H}_4(\text{CH}_2)_3\text{OH}\cdot\text{CO}_2\text{H}$ ), occurs free and in combination with coumarin in the yellow melilot. Crystallizes in long needles, dissolves easily in hot water, and melts at  $81^\circ$ . **A., Mellitic** ( $\text{C}_{12}\text{H}_6\text{O}_{12}$ ), occurs in mellite or honey-stone, which is found in some lignite beds. Honey-stone is an aluminium salt of mellitic acid,  $\text{C}_{12}\text{Al}_3\text{O}_{14} + 18\text{H}_2\text{O}$ , and affords large quadratic pyramids of a bright yellow color. Mellitic acid crystallizes in fine, silky needles, readily soluble in water and alcohol; has a sour, bitter taste. **A., Mellophanic** ( $\text{C}_6\text{H}_2(\text{CO}_2\text{H})_4$ ), formed by the oxidation of isodurene. Very soluble in cold water and crystallizes in small prisms. Melts at  $240^\circ$ . **A., Mesidic**. See *A. Uvic*. **A., Mesitylenic** ( $\text{C}_9\text{H}_{10}\text{O}_2$ ), obtained by gradually oxidizing mesitylene with dilute  $\text{HNO}_3$ . Crystallizes from alcohol in large prisms, from water in needles. Melts at  $166^\circ$  and sublimes very readily. **A., Metaphosphoric** ( $\text{HPO}_3$ ), a glassy solid, not volatile by heat. It is freely soluble in cold water, and is converted by boiling into orthophosphoric acid. Used as a test for albumin in the urine. **A., Metasaccharic** ( $\text{C}_6\text{H}_{10}\text{O}_8$ ), produced by oxidizing arabinose carboxylic acid with  $\text{HNO}_3$ . Melts at  $68^\circ$  when air-dried. **A., Mucic** ( $\text{C}_6\text{H}_{10}\text{O}_8$ ), is obtained in the oxidation of dulcitol, milk-sugar, galactose, galactonic acid and nearly all the gum varieties. A white crystalline powder, almost insoluble in cold water and alcohol. It melts at  $210^\circ$  with decomposition. **A., Muriatic**. See *A. Hydrochloric*. **A., Myronic** [*μύρον*, unguent] ( $\text{C}_{10}\text{H}_{19}\text{NS}_2\text{O}_{10}$ ), an acid that occurs as a potassium salt in the seeds of black mustard. Crystallizes from water in bright needles. **A., Nitric** ( $\text{HNO}_3$ ), a liquid consisting of 68 per cent. absolute acid in 32 per cent. of water. The pure acid is colorless, fuming, and highly caustic. A very powerful escharotic, used in cauterization of chancres and phagedenic ulcers. **A., Nit.**, **Dilute**, contains ten per cent. absolute acid. Dose  $\text{mij}$ - $\text{xv}$ , well diluted. **A., Nitrohydrochloric**, *Aqua Regia*, a golden yellow, fuming mixture of four parts nitric and 15 of hydrochloric acid. A ready solvent of gold. Valuable in affections of the liver. Dose  $\text{m}$ - $\text{xx}$ , very dilute. **A., Noropianic** ( $\text{C}_8\text{H}_8\text{O}_5$ ), is obtained from opianic acid by heating with hydriodic acid. Readily soluble in water; melting at  $171^\circ$ . **A., Oleic** ( $\text{C}_{18}\text{H}_{34}\text{O}_2$ ), a constituent acid present in many fats and oils. Obtained in the manufacture of stearin candles. Soluble in alcohol, benzol, and the essential oils; insoluble in water. Saponifies when heated with alkaline bases. Used in making the oleates. It is a colorless oil that crystallizes on cooling. Melts at  $+14^\circ$ . Odorless in a pure condition, but becomes rancid on exposure to the air. **A., Opianic** ( $\text{C}_{10}\text{H}_{10}\text{O}_5$ ), dimethyl ether of noropianic acid. Crystallizes from hot water in fine prisms, melting at  $150^\circ$ . **A., Orsellinic** ( $\text{C}_8\text{H}_8\text{O}_4$ ), is found in different lichens of the genera *Rocella* and *Lecanora*. Consists of easily soluble prisms, melting at  $176^\circ$ . **A., Ortho-oxybenzoic**. See *A. Salicylic*. **A., Orthophosphoric** ( $\text{H}_3\text{PO}_4$ ), ordinary phosphoric acid, as distinguished from metaphosphoric and pyrophosphoric acids. **A., Osmic** ( $\text{OsO}_4$ ), the oxide of osmium, one of the rarer elements; it occurs as yellow crystals, acrid, burning, yielding an intensely irritating vapor; it has been recommended for hypodermatic use in sciatia, strumous glands, and cancer. **A., Osmic, Liq.**, one per cent. Dose  $\text{m}$ - $\text{v}$ , hypodermatically for sciatia, neuralgia, etc. **Potassium Osmate** ( $\text{K}_2\text{OsO}_4 + 2\text{H}_2\text{O}$ ), given in epilepsy. Dose  $\text{gr. } \frac{1}{64}$ . **A., Oxalic** ( $\text{C}_2\text{H}_2\text{O}_4$ ), a colorless crystalline solid obtained by

treating sawdust with caustic soda and potash. It occurs in many plants chiefly as potassium oxalate; with two parts of water, it crystallizes in fine, transparent monoclinic prisms that at  $20^\circ$  effloresce in dry air and fall in a white powder. It is soluble in nine parts of water at moderate temperature and quite easily in alcohol. In  $\frac{1}{2}$  gr. doses a depressant to respiratory centers. In large doses a violent poison. Unof. **A., Oxamic** ( $\text{C}_2\text{O}_2(\text{NH}_2\text{OH})$ ), a monobasic acid occurring as a crystalline powder that dissolves with difficulty in cold water and melts at  $173^\circ$ . **A., Oxycetic**. See *A., Glycollic*. **A., Oxycitric** ( $\text{C}_6\text{H}_8\text{O}_8$ ), is produced by boiling chlorcitric acid with alkalis or water. **A., Oxuvitic** ( $\text{C}_9\text{H}_8\text{O}_5$ ), is produced by the action of chloroform upon sodium aceto-acetic ester. Crystallizes from hot water in fine needles, and melts with decomposition at about  $290^\circ$ . **A., Palmitic** ( $\text{C}_{16}\text{H}_{32}\text{O}_2$ ), an acid existing as a glycerin ether in palm-oil and in most of the solid fats. It forms fine, white needles, or pearly crystalline scales. **A., Palmitolic** ( $\text{C}_{16}\text{H}_{28}\text{O}_2$ ), an acid that is isomeric with linoleic acid; melts at  $42^\circ$ . **A., Palmitoxylic** ( $\text{C}_{16}\text{H}_{28}\text{O}_4$ ), a monobasic acid, produced from palmitolic acid on heating with fuming  $\text{HNO}_3$ . Melts at  $67^\circ$ . **A., Paracresotic** ( $\text{C}_8\text{H}_9\text{O}_3$ ), a preparation from paracresylol. It is employed usually in the form of its sodium salt,  $\text{C}_8\text{H}_7\text{NaO}_3$ , which is a safe and reliable antipyretic. It is especially of service in the rheumatism of children. Dose, to children,  $\text{gr. ij}$ - $\text{ijj}$ ; to adults up to  $\text{3 ij}$ . Unof. **A., Paralactic**. See *A., Sarcolactic*. **A., Paratartric**. See *A., Racemic*. **A., Pelargonic** ( $\text{C}_{15}\text{H}_{31}\text{O}_2$ ), a complex ether that imparts the specific flavor to geranium and certain other aromatic oils. **A., Perosmic**. Same as *A., Osmic*. **A., Phenylacetic** ( $\text{C}_6\text{H}_5\cdot\text{CH}_2\cdot\text{CO}_2\text{H}$ ), *Alphatoluic Acid*, obtained from benzyl cyanid when boiled with alkalis. Crystallizes in shining leaflets, resembling those of benzoic acid; melts at  $76.5^\circ$ , and boils at  $262^\circ$ . It is prescribed in coughs and tuberculosis; is stimulant and antihetic. Dose of alcoholic solution  $\text{gtt. x-xx}$ . Unof. **A., Phenylpropionic**. See *A., Hydrocinnamic*. **A., Phenyl Sulphate**, a solution of three grammes of phenol in 20 c.c. of strong sulphuric acid. Used for the detection of nitrates in water. **A., Phosphoric** ( $\text{H}_3\text{PO}_4$ ), *Orthophosphoric Acid*, contains 50 per cent. each of acid and water. Of value in strumous affections, and thought to be serviceable in dissolving phosphatic deposits. Has none of the effects derived from free phosphorus or the hypophosphites. **A., Phosphoric, Dilute**, contains ten per cent. of absolute acid. Dose  $\text{m}$ - $\text{xxx}$ . See *Sodium, Potassium, Calcium, etc.* **A., Phosphorous** ( $\text{H}_3\text{PO}_3$ ), a compound of hydrogen with phosphorus and hydrogen with phosphorus anhydrid. Its salts are called phosphites. **A., Phthalic** ( $\text{C}_8\text{H}_6\text{O}_4$ ), the ortho-dicarboxylic acid of benzene, obtained by oxidizing naphthalene with  $\text{HNO}_3$ . It crystallizes in short prisms or in leaflets readily soluble in hot water, alcohol, and ether. It melts at above  $200^\circ$ . See *Phthalate*. **A., Picric** ( $\text{C}_6\text{H}_2(\text{NO}_2)_3\text{OH}$ ), obtained by the nitration of phenol. It crystallizes from hot water and alcohol in yellow leaflets or prisms which possess a very bitter taste. Readily soluble in hot water, its solution imparting a beautiful yellow color to silk and wool. It melts at  $122.5^\circ$ ; a saturated solution is of some value as a wash in erysipelas. An excellent test for albumin and sugar in urine. Dose  $\text{gr. v-xv}$ . **A., Pimelic** ( $\text{C}_7\text{H}_{12}\text{O}_4$ ), *Isopropyl Succinic Acid*, melts at  $114^\circ$ . **A., Piperic** ( $\text{C}_{12}\text{H}_{10}\text{O}_4$ ), a monobasic acid, consisting of shining prisms; almost insoluble in water, and crystallizes from alcohol in long needles, melting at  $217^\circ$ . It is produced from piperin by boiling with alcoholic potash. **A., Porrisic**. See *A., Euxanthinic*. **A.,**

**Prehnitic** ( $C_{10}H_6O_8$ ), results from oxidizing prehnitol with potassium permanganate. Very soluble in water, and crystallizes in warty masses that melt at  $238^\circ$ . **A., Propargylic.** See *A., Propiolic. A., Propiolic.* ( $C_3H_3O_2$ ), *Propargylic Acid*, a liquid with an odor resembling that of glacial acetic acid; when cool, it solidifies to silky needles, that melt at  $+6^\circ$ ; dissolves readily in water, alcohol, and ether; boils with decomposition at  $144^\circ$ . **A., Protocatechuic** ( $C_7H_6O_4$ ), obtained from many benzene derivatives as well as from various resins (benzoin, asafetida, myrrh) on fusion with potassium hydroxide. Crystallizes with one molecule of water in shining needles or leaflets, and dissolves readily in hot water, alcohol, and ether. **A., Prussic.** See *A., Hydrocyanic. A., Purpuric* ( $C_6H_5N_5O_6$ ), an acid not known in the free state, since as soon as it is liberated from its salts by mineral acids it immediately decomposes into alloxan and uramil. - Produced by the action of  $HNO_3$  upon uric acid. **A., Pyrogallic** ( $C_6H_6O_3$ ), pyrogallol, formed by heating gallic acid with water to  $210^\circ$ . It forms white leaflets or needles, melts at  $115^\circ$ , and sublimes when carefully heated. Readily soluble in water, less so in alcohol and ether. It is useful in the treatment of certain skin diseases, but is poisonous, and must be used with caution. **A., Pyroligneous**, the crude acid obtained in the destructive distillation of wood. It is a clear liquid of reddish-brown color and strong acid taste, with a peculiar penetrating odor described as empyreumatic, due largely to the furfural it contains. It possesses a sp. gr. of from 1.018 to 1.030, and contains from four to seven per cent. of real acetic acid. **A., Pyromellitic** ( $C_{10}H_4O_8$ ), is produced by oxidizing durene and durylic acid with potassium permanganate. Crystallizes in prisms, readily soluble in hot water and alcohol, melts at  $264^\circ$ . **A., Pyrophosphoric**, the dihydric phosphate ( $2H_2O.P_2O_5$ ), one of the forms of the so-called phosphoric acid. It differs from the ordinary (trihydric or orthophosphoric) acid, and also from the monohydric, or metaphosphoric, acid, in its reactions. It is also poisonous, which they are not. Its iron salt is used in medicine. The pure acid is a soft, glassy mass. **A., Pyrotartaric** ( $C_5H_8O_4$ ), is obtained by heating tartaric acid in a close vessel; consists of small, rhombic prisms, readily soluble in water, in alcohol, and in ether; it melts at  $112^\circ$ . **A., Pyruvic** ( $C_3H_4O_3$ ), a monobasic acid forming crystalline compounds with the acid alkaline sulphites. **A., Quillaic**, an acid existing in commercial saponin. Injected into the tissues it is said to be extremely poisonous, though not when taken by the mouth. Unof. **A., Quinaldinic** ( $C_9H_6N(CO_2H)$ ), crystallizes from hot water in needles containing  $2H_2O$ ; effloresces in the air; melts at  $156^\circ$ . Prepared by oxidizing  $\alpha$ -methyl-quinolin with chromic acid in sulphuric acid solution. **A., Quinic** ( $C_7H_{12}O_6$ ), is present in the cinchona barks, coffee beans, bilberry, and other plants. Obtained as a secondary product in the preparation of quinin. Consists of rhombic prisms, easily soluble in water; melting at  $162^\circ$ . **A., Quininic** ( $C_9H_5(O.CH_3)N(CO_2H)$ ), obtained by oxidizing quinin and quininid with chromic acid in sulphuric acid solution. Crystallizes in long, yellow prisms; dissolves in alcohol with a blue fluorescence, and melts at  $280^\circ$ . **A., Racemic** ( $C_4H_6O_6$ ), *Paratartaric Acid*, differing from common tartaric acid, not in chemical but in physical properties. **A., Rheinic.** See *A., Chrysophanic. A., Rhodanic* ( $C_3H_3S_2ON$ ), obtained by the action of  $CNS(NH_4)$  upon chloracetic acid. Consists of yellow prisms, or plates, that melt at  $169^\circ$  with decomposition. **A., Ricinoleic** ( $C_{18}H_{34}O_3$ ), is present in castor oil in the

form of a glycerid. It is a colorless oil that solidifies in the cold to a hard, white mass, melting at  $16-17^\circ$ . **A., Rosolic** ( $C_{20}H_{16}O_3$ ), a phenol compound, derived from rosanilin; valued as a dye and as a staining agent. See *Stains. A., Rufigallic* ( $C_{14}H_4O_8 + 2H_2O$ ), a derivative of anthracene; obtained by heating gallic acid with four parts of  $H_2SO_4$  to  $140^\circ$ . Consists of reddish-brown crystals, losing water at  $120^\circ$ , and subliming in red needles. **A., Saccharic. 1.** Acidum saccharicum ( $C_6H_{10}O_6$ ), a dibasic acid; a deliquescent, gummy mass, readily soluble in alcohol. It turns brown at  $100^\circ$  and decomposes. Prepared by the action of  $HNO_3$  on sugar and various other carbohydrates. **2.** ( $C_6H_{12}O_6$ ), *Tetraoxyacproic Acid*, a monobasic acid readily changeable, when free, into its lactone, saccharin. Not known in its free state. **A., Saccharonic** ( $C_6H_{10}O_7$ ), formed by oxidizing saccharin by  $HNO_3$ . Very soluble in water; forms large crystals. **A., Salicylic** ( $C_7H_6O_3$ ), *Ortho-oxybenzoic Acid*, occurs in a free condition in the buds of *Spiraea Ulmaria*, in the oil of wintergreen, and in other varieties of gaultheria. It consists of four-sided prisms and crystallizes readily from hot water in long needles. Is soluble in water, and very soluble in chloroform; melts at  $155-156^\circ$ . Is a powerful antiseptic; also used in the treatment of acute articular rheumatism and myalgia. **A., Santoninic** ( $C_{15}H_{20}O_4$ ), an acid into which santonin is changed under the influence of the alkalies. **A., Sarcolactic** ( $C_9H_8O_3$ ), occurs in muscles, to which it gives their acid reaction, and in blood, especially after the muscles have been in a state of contracting activity. It is also found in urine in phosphorus poisoning. **A. Sclerotinic.** An acid found in ergot, of which it is one of the active principles. Given, hypodermically it has acted as an ecboic. See *Sclerotis. A., Sorbic* ( $C_6H_8O_2$ ), occurs together with malic acid in the juice of unripe mountain-ash berries. An oil that does not solidify until it has been heated with potash; almost insoluble in cold water, but crystallizes from alcohol in long needles, melting at  $134.5^\circ$ , distilling at  $228^\circ$  without decomposition. **A., Sozolic.** See *Aseptol. A., Sphingostearic*, an acid closely resembling stearic acid, derivable from sphingomyelin. **A., Stearic** ( $C_{18}H_{36}O_2$ ), associated with palmitic and oleic acids as a mixed ether, in solid animal fats, the tallows; crystallizes from alcohol in brilliant leaflets, melting at  $62.2^\circ C$ . **A., Stearoleic** ( $C_{18}H_{32}O_2$ ), obtained from oleic and elaidic acids. Melts at  $48^\circ$ . **A., Stearoxyllic** ( $C_{18}H_{32}O_4$ ), produced by warming stearoleic acid. Melts at  $86^\circ$ . **A., Suberic** ( $C_8H_{14}O_4$ ), a dibasic acid obtained by boiling corks or fatty oils with  $HNO_3$ . Melts at  $140^\circ C$ . Forms small granular crystals very soluble in boiling water, in alcohol, and in ether. It fuses at about  $300^\circ F$ ., and sublimes in acicular crystals. **A., Succinic** ( $C_4H_6O_4$ ), an acid prepared by the distillation of amber, and artificially in many other ways; occurs in certain hydatid cysts of the liver; diuretic, stimulant, and antispasmodic. Unof. **A., Sulfydric.** See *A., Hydrosulphuric. A., Sulphanilic* ( $C_6H_4(NH_2).SO_3H$ ), obtained by heating anilin (1 part) with fuming  $H_2SO_4$  (2 parts) to  $180^\circ$  until  $SO_2$  appears. Crystallizes in rhombic plates with one molecule of water, which effloresce in the air. **A., Sulphichthyolic**, an acid that appears to be the principal component of commercial ichthyol. Its sodium, ammonium, lithium, and zinc salts have been highly praised as efficacious in cystitis, nephritis, and diabetes. Dose grs. iss in pill or capsule. **A., Sulphocarbolic** ( $C_6H_5HSO_3$ ), phenyl bisulphate, formed by the union of carbolic and sulphuric acids. Its salts, the sulpho-carbolates, are used in medicine as intestinal antiseptics, etc. See *Aseptol. A.,*



**Sulphonic.** See *Aseptol*. **A., Sulphoricineolic**, an acid prepared from castor oil acted upon by sulphuric acid. It is a thick syrup, that has the power of dissolving and emulsifying many substances; recommended for pharmaceutical uses. **A., Sulphuric** ( $H_2SO_4$ ), *Oil of Vitriol*, a heavy, oily, corrosive acid, consisting of not less than 92.5 per cent. sulphuric anhydrid and 7.5 per cent. of water. Of value in lead poisoning. Sometimes used as a caustic. **A., Sulph., Aromatic**, contains 20 per cent. acid, diluted with alcohol and flavored with cinnamon and ginger. Dose  $m_v$ -xxv. **A., Sulph., Dilute**, contains ten per cent. strong acid to 90 of water. Dose  $m_x$ -xxv, well diluted. **A., Sulphurous** ( $H_2SO_3$ ), a colorless acid containing about 6.4 per cent. of sulphurous anhydrid in 93.6 per cent. of water. The gas ( $SO_2$ ) is a very valuable disinfectant. The acid is used as a spray or lotion in diphtheria, stomatitis, and as a wash for indolent and syphilitic ulcers. The various hyposulphites are mainly valuable in that they decompose and give off sulphur dioxide. Dose  $m_v$ -3j. See, also, *Sodium, Potassium, and Magnesium*. **A., Tannic** ( $C_{11}H_{10}O_9$ ), *Tannin*, an astringent acid obtained from nutgalls, occurring in yellowish, scaly crystals. Soluble in water and alcohol. Internally it is an antidote in poisoning by alkaloids and tartar emetic, and in hemorrhoids and catarrh of mucous membrane. Useful mainly as an astringent lotion in many skin diseases. Dose gr. j-xx. **A., Tan., Glycerit**, one part tannin in four of glycerin. **A., Tan., Suppositories**, one part of tannin to five of butter of cacao. **A., Tan., Troches**, each contain  $\frac{1}{2}$  gr. of tannic acid. **A., Tan., Unguent**, a ten per cent. ointment of the acid incorporated with benzoated lard. **A., Tartaric** ( $C_4H_4O_6$ ), an astringent acid, chiefly employed in refrigerant drinks and in baking powders; 20 grains neutralize 27 of potassium dicarbonate, 22 of sodium dicarbonate, and  $15\frac{1}{2}$  of ammonium carbonate. Dose gr. x-xxx. Widely distributed in the vegetable world, and occurs principally in the juice of the grape, from which it deposits after fermentation in the form of acid potassium tartrate (argol). It results on oxidizing saccharic acid and milk sugar with  $HNO_3$ . It crystallizes in large monoclinic prisms, which dissolve readily in water and alcohol, but not in ether. It melts at  $167^\circ$ - $170^\circ$ . Its salts are the tartrates. **A., Tartronic** ( $C_3H_4O_5$ ), occurs in large prisms that are easily soluble in water, alcohol, and ether. It melts at  $184^\circ$  C. Produced from glycerol by oxidation with potassium permanganate. **A., Taurocholic** ( $C_{24}H_{45}NOS_7$ ), occurs in bile; very soluble in water and alcohol; crystallizes in fine needles. **A., Teracrylic** ( $C_7H_{12}O_2$ ), obtained by the distillation of terpentic acid. It is an oily liquid, with an odor resembling that of valeric acid, and boiling at  $208^\circ$  without decomposition. **A., Terebic** ( $C_7H_{10}O_4$ ), a monobasic acid formed when turpentine oil is oxidized with  $HNO_3$ . Sparingly soluble in cold water, crystallizes in shining prisms, and melts at  $175^\circ$ . **A., Tetraoxycaproic**. See *A., Saccharic*. **A., Tetraoxyvaleric**. See *A., Arabonic*. **A., Thebolactic** ( $C_3H_6O_4$ ), a crystalline principle obtained from opium. **A., Tide** (*as'-id-tid*). See *Tide*. **A., Trichloracetic** ( $HC_2Cl_3O_2$ ), an acid formed from acetic acid, three atoms of the hydrogen of which is (in the new acid) replaced by chlorine. It is considered one of the best reagents for the detection of albumin in the urine, and is a valuable caustic, especially for rhinopharyngological purposes. **A., Trichlorlactic** ( $C_3H_3O_3Cl_3$ ), made by heating chloralcyanhydrin with concentrated HCl. It is a crystalline mass that melts at from  $105^\circ$  to  $110^\circ$ .

Soluble in water, in alcohol, and in ether. **A., Tricyanic** ( $C_3N_3O_3H_3$ ), *Cyanuric Acid*, obtained from tricyanogenchlorid by boiling the latter with water and alkalis. It crystallizes from aqueous solution with two molecules of water in large rhombic prisms; soluble in 40 parts of cold water; easily soluble in hot water and in alcohol. **A., Trimesic** ( $C_9H_6O_6$ ), formed when mesitylenic and uvitic acids are oxidized with a chromic acid mixture. Crystallizes in short prisms, readily soluble in hot water and alcohol, melts about  $300^\circ$ , and sublimes near  $240^\circ$ . **A., Tropic** ( $C_6H_5.C_2H_3(OH).CO_2H$ ), obtained by digesting the alkaloids, atropin, and belladonna with baryta water. Slowly soluble in water; crystallizes in needles or plates, and melts at  $117^\circ$ . **A., Umbellic** ( $C_6H_8O_4$ ), obtained by digesting umbelliferon with caustic potash, and then precipitating with acids. It is a yellow powder, decomposing at about  $240^\circ$ . **A., Undecolic** ( $C_{11}H_{18}O_2$ ), obtained from the bromid of undecylenic acid. It fuses at  $59.5^\circ$ . **A., Uric** ( $C_5H_4N_4O_3$ ), an acid found in the urine of man and the carnivora—rarely in the herbivora—abundantly in the excrement of birds, reptiles, and molluscs. Crystallizes in small, white, rhombic crystals, insoluble in alcohol and ether, soluble in 1900 parts of boiling water, and in hydrochloric acid. Exists usually in combination with the metals of the alkaline group. Separated from urine by adding ten per cent. of hydrochloric acid and allowing the crystals to settle for 48 hours, when they may be separated and weighed. Haycraft's method is a more exact but extended process. **A., Uric, Murexid, Test** for. See *Murexid*. **A., Uroleucic** ( $C_9H_{10}O_5$ ) [*uro-, leucin*], a stellate, crystalline acid found in the urine in alkaptonuria. **A., Uvitic** ( $C_9H_8O_4$ ), *Mesidic Acid*, obtained by oxidizing mesitylene with dilute  $HNO_3$ . Crystallizes from hot water in needles, melting at  $287^\circ$ . **A., Valeric** ( $C_5H_{10}O_2$ ), formed by oxidizing normal amyl alcohol. Similar to butyric acid, but is more sparingly soluble in water; boils at  $186^\circ$ ; sp. gr. at  $0^\circ$  is 0.9568. It congeals in the cold and melts at  $20^\circ$ . A mobile liquid with caustic acid taste and the pungent smell of old cheese. Its salts have been somewhat used in medicine. **A., Veratric** ( $C_9H_{10}O_4$ ), occurs with veratrin in the sabadilla seeds; crystallizes from hot water in short, white, transparent needles, melting at  $179.5^\circ$  C.; soluble in water and alcohol. **A., Vulpic** ( $C_{15}H_{14}O_5$ ), occurs in the lichen *Cetraria vulpina*, from which it may be extracted by chloroform or lime water. Sparingly soluble in water and ether, crystallizes from alcohol in yellow prisms, melting at  $110^\circ$  and subliming. **A., Xanthic** ( $C_2H_5.O.CS.SH$ ), a heavy, oily liquid, not soluble in water, with a penetrating smell and a sharp, astringent taste, many of whose salts have a yellow color. **A., Xylic** ( $C_6H_3(CH_3)_2.CO_2H$ ), produced by the oxidation of pseudo-cumene. Crystallizes from alcohol in long prisms; dissolves with difficulty in water; melts at  $126^\circ$  C., and sublimes readily. **A., Xylidic** ( $C_9H_8O_4$ ), obtained by oxidizing xylic acid with dilute  $HNO_3$ ; separates from boiling water in flocculent masses; melts at  $282^\circ$ .

**Acida** (*as'-id-ah*) [L.]. Plural of *Acidum*, *q. v.*

**Acid-Albumin** (*as'-id al'-bu-min*). A derived albumin. A proteid having been acted upon or dissolved in the stronger acids, and yielding an acid reaction.

**Acidiferous** (*as-id-if'-er-us*) [*acidum*, acid; *ferre*, to bear]. Containing an acid; producing acidity.

**Acidifiable** (*as-id'-if-i-a-bl*) [*acidum*, acid; *fieri*, to be come]. Capable of becoming an acid, or of becoming sour.

**Acidification** (*as-id-if-ik-a'-shun*) [*acidum*, acid; *facere*, to make]. Conversion into an acid; the process of becoming sour.

**Acidimeter** (*as-id-im'-et-er*) [*acidum*, acid; μέτρον, a measure]. An instrument for performing acidimetry.

**Acidimetry** (*as-id-im'-et-re*) [*acidum*, acid; μέτρον, a measure]. Determination of the free acid in a solution by an acidimeter, or by chemical reactions.

**Acidity** (*as-id'-it-e*) [*acidum*, acid]. The quality of being acid; sourness; excess of acid.

**Acidology** (*as-id-ol'-o-je*) [ἀκίς, a bandage, a point; λόγος, a treatise]. The science of surgical appliances.

**Acidometry** (*as-id-om'-et-re*). See *Acidimetry*.

**Acidopeirastic** (*as-id-o-pi-ras'-tik*) [ἀκίς, a point; πειράζειν, to test]. See *Akidopeirastic*.

**Acidosteophyte** (*as-id-os'-te-o-fit*) [ἀκίς, a point; osteophyte]. A sharp, or needle-shaped, osteophyte.

**Ac'ids, Aromat'ic**. Acids derived by replacing hydrogen in the benzenes by carboxyls. They are crystalline solids that generally sublime undecomposed. Most of

them dissolve with difficulty in water. **A., Diazo**. See *Diazo Acids*. **A., Dibasic**, acids containing two carboxyl groups. They are solids, crystallizable, and generally volatile without decomposition. They are mostly soluble in water and have a strong acid reaction. See *Table*. **A., Fatty**, a class of monobasic acids, formed by the oxidation of the primary alcohols. The more complex fatty acids are found in all oleaginous compounds, where they exist combined with glycerin, forming fats. The fatty acids have a general formula  $C_nH_{2n}O_2$ . See *Table*. **A., Monobasic**, products of the replacement by oxygen of the two hydrogen atoms attached to the carbon-carrying OH. These acids enter into combination with a univalent basic radical to form a neutral salt, or a salt containing one equivalent of a base. **A., Organic**, acids characterized by the carboxyl group  $CO.OH$ .

## TABLE OF DIBASIC ACIDS OF THE FATTY COMPOUNDS.

### 1. FIRST SERIES. $C_nH_{2n}-2O_4$ .

NAME.	FORMULA.	PHYSICAL CONDITION.	MELTING POINT. (Centigrade.)	SOLUBILITY.
Oxalic, . . . . .	$C_2H_2O_4$	Solid.	101°	Slowly in water. Easily in alcohol.
Malonic, . . . . .	$C_3H_4O_4$	Solid.	132°	Easily in water, alcohol, ether.
Succinic, . . . . .	$C_4H_6O_4$	Solid.	180°	Slowly in water and alcohol.
Pyrotartaric, . . . . .	$C_5H_8O_4$	Solid.	112°	Readily in water, alcohol, ether.
Adipic, . . . . .	$C_6H_{10}O_4$	Solid.	148°	Slowly in water.
Pimelic, . . . . .	$C_7H_{12}O_4$	Solid.	102-104°	. . .
Suberic, . . . . .	$C_8H_{14}O_4$	Solid.	140°	Slowly in water. Readily in alcohol, ether.
Lepargylic (Azelaic), . . . .	$C_9H_{16}O_4$	Solid.	106°	Slowly in water.
Sebacic, . . . . .	$C_{10}H_{18}O_4$	Solid.	127°	. . .
Brassylic, . . . . .	$C_{11}H_{20}O_4$	Solid.	105°	Almost insoluble in water.
Roccellic, . . . . .	$C_{17}H_{32}O_4$	Solid.	132°	. . .
Cetyl Malonic, . . . . .	$C_{19}H_{38}O_4$	Solid.	121°	. . .

### 2. SECOND SERIES. UNSATURATED DICARBOXYLIC ACIDS. $C_nH_{2n-4}O_4$ .

Fumaric, . . . . .	$C_4H_4O_4$	Solid.	. . .	Almost insoluble in water.
Maleic, . . . . .	$C_4H_4O_4$	Solid.	130°	Readily soluble in water.
Ethidene Malonic, . . . . .	$C_5H_6O_4$	Solid.	220°	. . .
Citraconic, . . . . .	$C_5H_6O_4$	Solid.	80°	. . .
Itaconic, . . . . .	$C_5H_6O_4$	Solid.	161°	Slowly soluble in water.
Mesaconic, . . . . .	$C_5H_6O_4$	Solid.	202°	Slowly soluble in water.
Allyl Malonic, . . . . .	$C_6H_8O_4$	Solid.	103°	. . .
Propylidene Malonic, . . . . .	$C_6H_8O_4$	Solid.	. . .	. . .
Hydromuconic, . . . . .	$C_6H_8O_4$	Solid.	195°	Slowly soluble in water.
Pyrocinchonic, . . . . .	$C_6H_8O_4$	Only exists in the salts.	. . .	. . .
Allyl Succinic, . . . . .	$C_7H_{10}O_4$	Solid.	94°	. . .
Carbocaprolactonic, . . . . .	$C_7H_{10}O_4$	Solid.	69°	. . .
Teraconic, . . . . .	$C_7H_{10}O_4$	Solid.	162°	. . .
Xeronic, . . . . .	$C_8H_{12}O_4$	. . .	. . .	. . .

TABLE OF DIBASIC ACIDS OF THE FATTY COMPOUNDS.—*Continued.*3. THIRD SERIES.  $C_nH_{2n-6}O_4$ .

NAME.	FORMULA.	PHYSICAL CONDITION.	MELTING POINT. (Centigrade)	SOLUBILITY.
Acetylene Dicarboxylic, . . . . .	$C_4H_2O_4$	Solid.	175°	. . .
Glutinic, . . . . .	$C_4H_2O_4$	Solid.	145-146°	. . .
Muconic, . . . . .	. . .	Solid.	260°	. . .
Diallyl Malonic, . . . . .	. . .	Solid.	133°	. . .
Diacetylene Dicarboxylic, . . .	$C_6H_2O_4$	Solid.	. . .	Readily soluble in water, alcohol, ether.
Tetra-acetylene Dicarboxylic, . .	$C_{10}H_2O_4$	Solid.	. . .	. . .

## 4. KETONE DICARBOXYLIC ACIDS.

Mesoxalic, . . . . .	$C_3H_2O_5$	Solid.	115°	. . .
Oxalo-acetic, . . . . .	$C_4H_4O_5$	. . .	. . .	. . .
Aceto-malonic, . . . . .	$C_5H_6O_5$	. . .	. . .	. . .
Acetone Dicarboxylic, . . . . .	$C_5H_6O_5$	Solid.	130°	Readily soluble in water and ether.
Aceto-succinic, . . . . .	$C_6H_8O_5$	Solid.	244-245°	. . .
Aceto-glutaric, . . . . .	$C_7H_{10}O_5$	. . .	. . .	. . .

## 5. DIKETONE-DICARBOXYLIC ACIDS.

Oxal-diacetic, . . . . .	$C_6H_6O_6$	Solid.	77°	. . .
Oxal-levulinic, . . . . .	$C_7H_8O_6$	Liquid.	. . .	. . .
Diaceto-succinic, . . . . .	$C_8H_{10}O_6$	Solid.	78°	. . .

## 6. URIC ACID GROUP (CARBAMIDES OF THE DICARBOXYLIC ACIDS).

Parabanic Acid ( <i>Oxalyl Urea</i> ), . .	$C_3H_2N_2O_3$	Solid.	. . .	Soluble in water and ether.
Oxaluric Acid, . . . . .	$C_3H_4N_2O_4$	Solid.	. . .	Slowly soluble in water.
Barbituric Acid ( <i>Malonyl Urea</i> ), . .	$C_4H_4N_2O_3$	Solid.	. . .	. . .
Dialuric Acid ( <i>Tartronyl Urea</i> ), . .	$C_4H_4N_2O_4$	Solid.	. . .	. . .
Alloxan ( <i>Mesoxalyl Urea</i> ), . . . .	$C_4H_2N_2O_4$	Solid.	. . .	Readily soluble in water.
Uric Acid, . . . . .	$C_5H_4N_4O_3$	Solid.	. . .	Insoluble in alcohol and ether. Slowly soluble in water.
Guanin, . . . . .	$C_5H_5N_5O$	Solid.	. . .	Insoluble in water, alcohol, ether.
Theobromin, . . . . .	$C_7H_8N_4O_2$	Solid.	290°	Slowly soluble in hot water and alcohol.
Caffein (Thein), . . . . .	$C_8H_{10}N_4O_2$	Solid.	225°	Slightly soluble in cold water and alcohol.

TABLE OF FATTY ACIDS.

FIRST SERIES.  $C_nH_{2n}O_2$ .FIRST SERIES.—*Continued.*

NAME.	FORMULA.	PHYSICAL CONDITION.	MELTING POINT. (Centigrade.)	BOILING POINT. (Centigrade.)	SPECIFIC GRAVITY.	NAME.	FORMULA.	PHYSICAL CONDITION.	MELTING POINT. (Centigrade.)	BOILING POINT. (Centigrade.)	SPECIFIC GRAVITY.
Formic, . . .	$CH_2O_2$	Liquid.	. . .	99°	1.223	Valerianic, . .	$C_5H_{10}O_2$	Liquid.	—20°	186°	0.9568
Acetic, . . .	$C_2H_4O_2$	Liquid.	. . .	118°	1.0514	Caproic, . . .	$C_6H_{12}O_2$	Liquid.	—2°	205°	0.928
Propionic, . .	$C_3H_6O_2$	Liquid.	. . .	140°	0.992	Enanthyllic, .	$C_7H_{14}O_2$	Liquid.	—10.5°	223°	. .
Butyric, . . .	$C_4H_8O_2$	Liquid.	. . .	163°	0.9587	Caprylic, . . .	$C_8H_{16}O_2$	Liquid.	16.5°	236.5°	. .



TABLE OF FATTY ACIDS.—*Continued.*FIRST SERIES.—*Continued.*SECOND SERIES.—*Continued.*

NAME.	FORMULA.	PHYSICAL CONDITION.	MELTING POINT. (Centigrade.)	BOILING POINT (Centigrade.)	SPECIFIC GRAVITY.
Pelargonic, .	C <sub>9</sub> H <sub>18</sub> O <sub>2</sub>	Liquid.	12°	253.5°	..
Capric, . . .	C <sub>10</sub> H <sub>20</sub> O <sub>2</sub>	Solid.	31.4°	268°	..
Undecylic, . .	C <sub>11</sub> H <sub>22</sub> O <sub>2</sub>	Solid.	28.5°	212°	..
Lauric, . . .	C <sub>12</sub> H <sub>24</sub> O <sub>2</sub>	Solid.	43.6°	269°	..
Tridecylic, .	C <sub>13</sub> H <sub>26</sub> O <sub>2</sub>	Solid.	40.5°	235°	..
Myristic, . . .	C <sub>14</sub> H <sub>28</sub> O <sub>2</sub>	Solid.	54°	..	..
Pentadecatoic, .	C <sub>15</sub> H <sub>30</sub> O <sub>2</sub>	Solid.	51°	257°	..
Palmitic, . . .	C <sub>16</sub> H <sub>32</sub> O <sub>2</sub>	Solid.	62°	..	..
Margaric, . .	C <sub>17</sub> H <sub>34</sub> O <sub>2</sub>	Solid.	60°	..	..
Stearic, . . .	C <sub>18</sub> H <sub>36</sub> O <sub>2</sub>	Solid.	62.2°	..	..
Nondecylic, .	C <sub>19</sub> H <sub>38</sub> O <sub>2</sub>	Solid.	65.5°	..	..
Arachidic, . .	C <sub>20</sub> H <sub>40</sub> O <sub>2</sub>	Solid.	75°	..	..
Medullic, . .	C <sub>21</sub> H <sub>42</sub> O <sub>2</sub>	Solid.	72°	..	..
Behenic, . . .	C <sub>22</sub> H <sub>44</sub> O <sub>2</sub>	Solid.	73°	..	..
Lignoceric, .	C <sub>24</sub> H <sub>48</sub> O <sub>2</sub>	Solid.	80.5°	..	..
Hyenic, . . .	C <sub>25</sub> H <sub>50</sub> O <sub>2</sub>	Solid.	77°	..	..
Cerotic, . . .	C <sub>27</sub> H <sub>54</sub> O <sub>2</sub>	Solid.	79°	..	..
Melissic, . . .	C <sub>30</sub> H <sub>60</sub> O <sub>2</sub>	Solid.	88°	..	..
Theobromic, .	C <sub>61</sub> H <sub>122</sub> O <sub>2</sub>	Solid.	72°	..	..

SECOND SERIES. OLEIC ACIDS. C<sub>n</sub>H<sub>2n-2</sub>O<sub>2</sub>.

Acrylic, . . .	C <sub>3</sub> H <sub>4</sub> O <sub>2</sub>	Liquid.	+ 7°	139.5°	..
Crotonic, . . .	C <sub>4</sub> H <sub>6</sub> O <sub>2</sub>	Solid.	72°	182°	..
Angellic, . . .	C <sub>5</sub> H <sub>8</sub> O <sub>2</sub>	Solid.	45°	185°	..

NAME.	FORMULA.	PHYSICAL CONDITION.	MELTING POINT. (Centigrade.)	BOILING POINT. (Centigrade.)	SPECIFIC GRAVITY.
Pyroterebic, .	C <sub>6</sub> H <sub>10</sub> O <sub>2</sub>	Liquid.	..	..	..
Teracrylic, . .	C <sub>7</sub> H <sub>12</sub> O <sub>2</sub>	Liquid.	..	208°	..
Nonylenic, . .	C <sub>9</sub> H <sub>16</sub> O <sub>2</sub>	Liquid.	..	..	..
Decylenic, . .	C <sub>10</sub> H <sub>18</sub> O <sub>2</sub>	Solid.	+10°	..	..
Campholic, . .	C <sub>10</sub> H <sub>18</sub> O <sub>2</sub>	Solid.	95°	..	..
Undecylenic, .	C <sub>11</sub> H <sub>20</sub> O <sub>2</sub>	..	24.5°	275°	..
Cyminic, . . .	C <sub>15</sub> H <sub>28</sub> O <sub>2</sub>	..	..	..	..
Hypogæic, . .	C <sub>16</sub> H <sub>30</sub> O <sub>2</sub>	Solid.	33°	..	..
Oleic, . . . .	C <sub>18</sub> H <sub>34</sub> O <sub>2</sub>	Liquid.	+14°	..	..
Elaïdic, . . .	C <sub>18</sub> H <sub>34</sub> O <sub>2</sub>	Solid.	44-45°	..	..
Doeglic, . . .	C <sub>19</sub> H <sub>36</sub> O <sub>2</sub>	..	..	..	..
Erucic, . . .	C <sub>22</sub> H <sub>42</sub> O <sub>2</sub>	Solid.	33-34°	..	..
Brassicidic, . .	C <sub>22</sub> H <sub>42</sub> O <sub>2</sub>	Solid.	56°	..	..

THIRD SERIES. PROPIOLIC ACIDS. C<sub>n</sub>H<sub>2n-4</sub>O<sub>2</sub>.

Propiolic, . .	C <sub>3</sub> H <sub>2</sub> O <sub>2</sub>	Liquid.	+ 6°	144°	..
Tetrolic, . . .	C <sub>4</sub> H <sub>4</sub> O <sub>2</sub>	Solid.	76°	203°	..
Sorbic, . . . .	C <sub>6</sub> H <sub>6</sub> O <sub>2</sub>	Liquid.	134.5°	228°	..
Diallylacetic, .	C <sub>8</sub> H <sub>12</sub> O <sub>2</sub>	Liquid.	..	221°	..
Undecolic, . .	C <sub>11</sub> H <sub>18</sub> O <sub>2</sub>	..	59.5°	..	..
Palmitolic, . .	C <sub>16</sub> H <sub>28</sub> O <sub>2</sub>	Solid.	42°	..	..
Stearoleic, . .	C <sub>18</sub> H <sub>32</sub> O <sub>2</sub>	Solid.	48°	..	..
Linoleic, . . .	C <sub>18</sub> H <sub>32</sub> O <sub>2</sub>	Liquid.	..	..	0.921
Behenolic, . .	C <sub>22</sub> H <sub>40</sub> O <sub>2</sub>	Solid.	57.5°	..	..

**Acidulated** (*as-id'-u-la-ted*) [*acidulare*, to make sour]. Somewhat sour or acid; sourish.

**Acidulous** (*as-id'-u-lus*) [*acidulare*, to make sour]. Sourish; subacid; moderately sour.

**Acidum** (*as'-id-um*) [L.]. See *Acid*.

**Acidurgia** (*as-id-ur'-je-ah*). See *Aciurgia*.

**Acies** (*a'-she-ēs*) [L., sharpness, edge, steel]. 1. Sharpness; keenness. 2. A sharp or cutting instrument. 3. Iron or steel as a medicine.

**Acinaceous** (*as-in-a'-she-us*) [*acinus*, a berry or grape-stone]. Possessing or made of kernels, small seeds, or drupelets, as a grape or raspberry.

**Acinacifolious** (*as-in-as-if-o'-le-us*) [*acinaces*, a simitar; *folium*, a leaf]. In biology, having simitar-shaped leaves.

**Acinaciform** (*as-in-as'-e-form*) [*acinaces*, a simitar; *formis*, shape]. In biology, a leaf, pod, or other object, having one straight, thick edge, and one thin and convex; simitar-shaped.

**Acinarius** (*as-in-a'-re-us*) [*acinus*, the grape]. In biology, having the surface covered with grape-like vesicles, as in certain algae.

**Acinesia** (*as-in-e'-ze-ah*) [*à priv.*; *κίνησις*, motion].

Motor paralysis. A loss of motion in any or all parts of the body; abstinence from motion. Also, the interval between consecutive throbs of the heart. See also *Diastole*.

**Acinesia** (*as-in-e'-sis*). Same as *Acinesia*.

**Acinetan** (*as-in-e'-tan*) [*ἀκίνητος*, motionless]. An infusorian having suctorial, tubular processes instead of cilia; one of the *Acinetæ*.

**Acinetatrophia** (*as-in-et-at-ro'-fe-ah*) [*acinesia*; *atrophia*]. Atrophy due to lack of exercise.

**Acinetic** (*as-in-e'-ik*) [*ἀκίνητος*, motionless]. Relating to, or affected with, acinesia.

**Acinetiform** (*as-in-e'-e-form*). In biology, an acinetan-like infusorian.

**Acini** (*as'-in-i*) [L.]. Plural of *Acinus*, *q. v.*

**Aciniform** (*as-in'-e-form*) [*acinus*, a grape]. Grape-like.

**Acinus** (*as'-in-us*) [*acinus*, a grape: *pl.*, *Acini*]. Any one of the smallest lobules of a conglomerate gland; a saccule of a compound racemose gland; a lobule of the liver, *etc.*

**Acipenser** (*as-e-pen'-ser*) [*ἀκκίπησης*, the sturgeon]. A genus of fishes. *A. huso*. See *Ichthyocolla*.



**Acipenserid** (*as-e-pen'-ser-id*) [ἁκίπτιος, the sturgeon]. A member of the family *Acipenseridae*. A sturgeon.

**Acipenseroid** (*as-e-pen'-ser-oid*) [ἁκίπτιος, the sturgeon]. In biology, resembling the sturgeon.

**Actiurgia** (*as-e-er'-je-ah*), or **Actiurgy** (*as'-e-er-je*) [ἅκτις, point; ἔργον, to work]. Operative surgery.

**Ack'ermann's Ang'les**. See *Angle*.

**Aclastic** (*ak-las'-tik*) [ἀ priv.; κλάειν, to break]. Not refracting.

**Acleitocardia** (*ah-kli-to-kar'-de-ah*) [ἀ priv.; κλείειν, to close; καρδία, the heart]. Imperfect closure of the foramen ovale, a fetal opening between the auricles of the heart, which prevents perfect aëration of the blood. It is thought to be connected with the disease variously known as cyanopathy, "Blue Disease," "Blue Jaundice," etc.

**Acmaestic** (*ak-mas'-tik*) [ἁκμαστικός, in full bloom]. Having no acme, or culminating point (said of fevers); continuous.

**Acme** (*ak'-me*) [ἁκμή, a point]. The critical stage of a disease; the crisis. The highest point or degree of anything.

**Acmon** (*ak'-mon*) [ἄκμων, an anvil]. The incus.

**Acne** (*ak'-ne*) [ἄκνη, a point]. *Acne vulgaris*; *Varus*; a very common, usually chronic, inflammatory disease of the sebaceous glands, occurring mostly about the face, chest, and back. The lesions may be papular, pustular, or tubercular. It occurs usually between the ages of puberty and twenty-four years, is usually worse in winter, and is associated with menstrual and gastrointestinal troubles. The individual lesions consist of minute pink, acuminate papules or pimples, in the center of which is a black-topped comedo (*A. punctata*, *A. papulosa*). **A. adenoid**. See *Lupus*, *Disseminated Follicular*. **A. adolescentium**. Synonym of *A. vulgaris*. **A. albidia**. Synonym of *Milium*. **A. artificialis**, that form that disappears when the cause is removed. **A. atrophica**. Synonym of *A. varioliformis*. **A. cachecticorum**, a form occurring only in starved or debilitated persons after long, wasting diseases, as phthisis. It consists of flat, livid, acneiform papules and pustules without comedones, resulting in deep pigmented scars. They are situated chiefly on the trunk and lower extremities. **A. ciliaris**, acne at the edges of the eyelids. **A. disseminata**. Synonym of *A. vulgaris*. **A. erythematosa**. Synonym of *A. rosacea*. **A. frontalis**. Synonym of *A. varioliformis*. **A. generalis**, acne that has become general over the surface of the body. **A. hypertrophica**, stage of *A. rosacea* in which there is a permanent, intensely red, non-inflammatory, nodulated thickening of the tips and sides of the nose, expanding it, both laterally and longitudinally. **A. indurata**, a variety of *A. vulgaris*, characterized by chronic, livid indurations, the result of extensive perifollicular infiltration. Especially seen in strumous subjects. **A. keloid**. See *Dermatitis papillomatosa capillitii*. **A. keratosa**, a rare form of acne in which a horny plug takes the place of the comedone, and by its presence excites inflammation. **A. mentagra**. See *Sycosis*. **A. necrotica**. Synonym of *A. varioliformis*. **A. papulosa**. See *Acne*. **A. picealis**, *Tar Acne*; a form of dermatitis that involves chiefly the extensor surfaces of the limbs, common in fiber-dressers who work with paraffin and in persons otherwise brought in contact with tar or its vapor. **A. punctata**, a variety of *A. vulgaris*. See *Acne*. **A. pustulosa**, a variety of *A. vulgaris*, characterized by dermic abscesses. **A. rodens**. Synonym of *A. varioliformis*. **A. rosacea**. *Rosacea*; *Telangiectasis faciei*; *Nevus araneus*; *Brandy Nose*; *Whisky Nose*;

*Spider Nevus*; *Spider Cancer*. A chronic, hyperemic, or inflammatory affection of the skin, situated usually upon the face, especially the nose, cheeks, forehead, and chin. It starts as a redness, which later becomes permanent and is then associated with the development of papules, pustules, and varicose vessels. In the latest stages there is an excessive formation of new tissue. Its causes are some reflex irritation of the stomach, bowels, or sexual apparatus. Common in drunkards. **A. scrofulosa**, a variety of *A. cachecticorum*, that occurs in strumous children. **A. sebacea**. Synonym of *Seborrhea*. **A. simplex**, a variety of *A. vulgaris*. **A. sycosiformis**. Same as *Sycosis non-parasitica*. **A. tarsi**, an inflammatory affection of the large sebaceous glands of the eyelashes (Meibomian glands). **A. varioliformis**, a rather rare disease, situated chiefly about the forehead, at the junction with the hairy scalp, and extending into the hair. It is especially abundant on the temples, and may spread over the face and body. It is a disease of adult life, but may occur before the age of twenty years. The pustules appear in groups, and each has a hard, central, necrotic scab, which presses into the skin, and when separated leaves a deep pit, at first dark red, but eventually becoming white. It is a very chronic disease, appearing in successive crops. Its etiology is unknown. **A. vulgaris**. See *Acne*.

**Acnemia** (*ak-ne'-me-ah*) [ἀ priv.; κνήμη, leg]. Deficiency in the calf of the leg.

**Acnitis** (*ak-ni'-tis*) [ἄκνη, a point; ιτις, inflammation]. See *Hydroadenitis phlegmonosa*.

**Acce-**. See *Ace-*.

**Acælius** (*ah-se'-le-us*). See *Acelius*.

**Acolasia** (*ak-o-la'-ze-ah*) [ἀκολασία, intemperance]. Unrestrained self-indulgence; lust; intemperance.

**Acolastic** (*ak-o-las'-tik*) [ἀκολασία, intemperance]. Due to, or characterized by, acolasia.

**Acology** (*ak-ol'-o-je*) [ἄκος, remedy; λόγος, a discourse]. Aceology.

**Acolous** (*ah-ko'-lus*) [ἀ priv.; κῶλον, limb]. Having no limbs.

**Acomia** (*ah-ko'-me-ah*) [ἀ priv.; κόμη, hair]. Baldness. A deficiency of hair arising from any cause.

**Acomous** (*ah-ko'-mus*) [ἀ priv.; κόμη, hair]. Hairless, bald.

**Acondylose** (*ah-kon'-dil-ōs*). See *Acondylous*.

**Acondylous** (*ah-kon'-dil-us*) [ἀ priv.; condyle]. Having no condyles; having no joints.

**Aconine** (*ak'-o-nin*) [ἄκονιτον],  $C_{26}H_{39}NO_{11}$ . A decomposition product of aconitin.

**Aconite** (*ak'-o-nit*). See *Aconitum*.

**Aconitia** (*ak-o-nish'-e-ah*). Aconitin, or aconitina; a very poisonous alkaloid, the active principle of aconite.

**Aconitic Acid** (*ak-o-nit'-ik*). See *Acid*.

**Aconiti folia** (*ak-o-ni-ti fo'-le-ah*). [L.]. Aconite leaves. See *Aconitum*. **A. radix** (*ak-o-ni-ti ra'-dix*), aconite root. See *Aconitum*.

**Aconitina** (*ak-on-it-i'-nah*). Same as *Aconitia*. See *Aconitum*.

**Aconitum** (*ak-o-ni'-tum*) [L.]. The root of *Aconitum napellus*. Possesses a bitter, pungent taste. Produces numbness and persistent tingling in the tongue and lips. It is very poisonous. Exerts great depression of the heart, respiration, circulation, and nerves. It is antipyretic, diaphoretic, and diuretic. The active principle is *Aconitin*. Highly beneficial in fevers, acute throat affections, and inflammation of the respiratory organs. Dose gr. ss-ij. **A. Abstractum**, has double the strength of the powdered drug, or its fluid extract. Dose gr. ¼-j. Unof. **A. Extractum**. Dose gr. ⅙-⅓. **A. Ext. Fld.**, has a strength of one drop to the grain of powdered drug. Dose m℥½-ij. **A. Liniment**

(B. P.), aconite-root, camphor, and rectified spirit. **A. Tinct.**, contains aconite 35, alcohol and water each q. s. Dose  $m\frac{1}{2}$ -iv. The following are unofficial: **Aconitina** ( $C_{33}H_{43}NO_{12}$ ) (aconitin), an amorphous solid. Dose gr.  $\frac{3}{8}$ - $\frac{1}{8}$ . **A. ferox**, a plant of the Himalayas, used internally for pneumonia and pleurisy; externally for neuralgia. Dose of the tincture (1 in 10)  $m\frac{1}{2}$ -v. **A. Injectio Hypodermica**, one grain in  $\frac{1}{2}$  ounce. Dose  $m\frac{1}{2}$ -iv. **A. Napellina**, Dose gr.  $\frac{3}{8}$ - $\frac{1}{8}$ . St. Jacob's Oil, a weak aconite liniment. **A. Oleatum**, a two per cent. solution of aconitin in oleic acid. **A. Ung.** (B. P.), eight grains to the ounce.

**Aconuresis** (*ah-kon-u-re'-sis*) [*à priv.*; *conari*, to strive; *ὀύρησις*, urination]. Involuntary discharge of urine.

**Acopa** (*ak'-o-pah*). Plural of *Acopon*, q. v.

**Acopia** (*ah-ko'-pe-ah*) [*ἀκοπία*]. Freedom from weariness.

**Acopic** (*ah-kop'-ik*) [see *Acopia*]. Refreshing; restorative; restful.

**Acopon** (*ak'-o-pon*) [*à priv.*; *κόπος*, fatigue]. A restorative, or cordial medicine or application.

**Acoprosis** (*ah-kop-ro'-sis*) [*à priv.*; *κόπρος*, excrement]. Deficient formation of feces.

**Acor** (*a'-kor*) [L.]. Acrimony: acidity, as of the stomach.

**Acorea** (*ah-ko-re'-ah*) [*à priv.*; *κόρη*, pupil]. Absence of the pupil.

**Acoretin** (*ak-o-re'-tin*) [*acorus*; *ῥητίνη*, resin]. A resinous principle obtained from *Acorus calamus*.

**Acoria** (*ah-ko'-ra-ah*) [*à priv.*; *κόρος*, satisfaction]. A greedy or insatiable appetite.

**Acorin** (*ak'-o-rin*) [*à priv.*; *κόρη*, the pupil]. A bitter glucoside obtained from *Acorus calamus*, or sweet flag.

**Acormous** (*ah-ko'-mus*) [*à priv.*; *κορμός*, the trunk of a tree]. Trunkless; of the nature of an acornus.

**Acornus** (*ah-ko'-mus*) [*à priv.*; *κορμός*, the trunk]. A monster without a trunk or body.

**Acorn** (*a'-korn*) [L.]. The fruit or nut of the oak. See *Camata* and *Camatina*.

**Acorn-cups** (*a'-korn-kups*). The capsules in which acorns are seated. See *Valonia*.

**Acorus** (*ak'-o-rus*) [*à priv.*; *κόρη*, the pupil]. See *Calamus*.

**Acosmia** (*ah-koz'-me-ah*) [*à priv.*; *χόσμος*, order]. 1. Poor health. 2. An irregularity in the course of a disease.

**Acotyledon** (*ah-kot-il'-e-don*) [*à priv.*; *κοτυλήδων*, a hollow vessel]. In botany, a plant producing an embryo without seed-leaves or cotyledons.

**Acotyledonous** (*ah-kot-il'-e-do-nus*) [*à priv.*; *κοτυλήδων*, a hollow vessel]. Destitute of embryo or embryonic leaves, or cotyledons.

**Acouchi** (*ah-ko'-chê*). See *Acuchi*.

**Acoumeter**, or **Acouometer** (*ah-ko'-met-er*, *a-koo-om'-et-er*) [*ἀκούειν*, to hear; *μέτρον*, a measure]. An instrument for measuring the acuteness of hearing.

**Acoumetry** (*ah-ko'-met-re*) [*ἀκούειν*, to hear; *μέτρον*, a measure]. The measurement or testing of the acuteness of the hearing.

**Acouophonia** (*ah-koo-o-fo'-ne-ah*) [*ἀκούειν*, to hear; *φωνή*, sound]. Auscultatory percussion.

**Acouoxylon** (*ah-koo-oks'-il-on*) [*ἀκούειν*, to hear; *ξύλον*, wood]. A wooden (pine) stethoscope.

**Acousimeter** (*ah-koo-sin'-et-er*) [*ἀκουσις*, a hearing; *μέτρον*, a measure.] See *Acoumeter*.

**Acosma** (*ah-koos'-* or *koow'-mah*) [*ἀκουσμα*, thing heard; *pl.*, *Acousmata*]. An auditory hallucination; a condition in which imaginary sounds are noticed by the patient, and are believed by him to be real.

**Acoustic** (*ah-koos'-tik* or *a-kows'-tik*) [*ἀκουστικός*]. Relating to the ear or sense of hearing. **A. Duct**, the ex-

ternal meatus of the ear. **A. Nerve**, the portio mollis of the seventh pair. See *Nerves*. **A. Tetanus**, the rapidity of the induction shocks in a frog's nerve-muscle preparation, as measured by the pitch of a vibrating rod. **A. Tubercle**, a rounded elevation on either side of the base of the fourth ventricle.

**Acoustics** (*ah-koos'-tiks* or *a-kows'-tiks*) [*ἀκουστικός*]. The science of sound.

**Acquetta** (*ak-wel'-tah*) [Ital.]. Same as *Aqua tofana*.

**Acquired Movements** (*ak-wi'-erd moov'-ments*).

Those brought under the influence of the will only after conscious and attentive effort and practice, in distinction from reacquired movements, those reinstated in their former proficiency after injury to the motor regions of the brain.

**Acrapalous** (*ah-krep'-al-us*). See *Acrapalous*.

**Acramphibryous** (*ak-ram-fib'-ri-us*) [*ἄκρος*, at the end; *ἀμφί*, on both sides; *βρίον*, blossom]. In biology, pertaining to plants that produce lateral as well as terminal buds.

**Acrania** (*ah-kra'-ne-ah*) [*à priv.*; *κράνιον*, skull]. The condition of a monster with partial or complete absence of the cranium.

**Acranial** (*ah-kra'-ne-al*) [*à priv.*; *κράνιον*, skull]. Having no cranium.

**Acrasia** (*ah-kra'-ze-ah*) [*à priv.*; *κράσις*, moderation]. 1. Intemperance; lack of self-control. 2. Acratia.

**Acraspedote** (*ah-kras'-pe-dot*) [*à priv.*; *κράσπεδον*, a hem or border]. In biology, pertaining to Gegenbaur's group of medusæ, *Acraspeda*; having a disk without velum or marginal fold.

**Acratia** (*ah-kra'-she-ah*) [*ἀκράτεια*; *à priv.*; *κράτος*, force]. Impotence, loss of power.

**Acraturesis** (*ah-krat-u-re'-sis*) [*ἀκράτεια*, lack of strength; *οὐρησις*, micturition]. Inability to micturate, from atony of the bladder.

**Acrebolic** (*ak-rek-bol'-ik*) [*ἄκρος*, at the apex; *εκβόλιον*, to throw out]. In biology, capable of protrusion by an outward movement of the tip; the inverted and eversible proboscis of certain worms and molluscs.

**Acrembolic** (*ak-rem-bol'-ik*) [*ἄκρος*, at the apex; *εμβάλλειν*, to throw in, insert]. In biology, introversion by an inward movement of the tip, as the everted proboscis of certain worms and molluscs.

**Acrapalous**, or **Acrapalous** (*ah-krep'-al-us*) [*à priv.*; *κραπάλη*, debauch]. Correcting the nausea that follows excess in drinking, or in eating.

**Acrid** (*ak'-rid*) [*acer*, *acris*, sharp]. Pungent, irritating; producing an irritation, as of the tongue, fauces, or stomach.

**Acridian** (*āk-rid'-i-an*) [dim. of *ἀκρίς*, a locust]. Pertaining to the acridia or grasshoppers.

**Acridin** (*ak'-rid-in*) [*acer*, acrid],  $C_{13}H_9N$ . A substance produced by heating anilin and salicylic aldehyde to  $260^\circ$  with  $ZnCl_2$ . Very soluble in alcohol and ether. It occurs in crude anthracene and dissolves in dilute acids with a beautiful green fluorescence. It readily sublimates in colorless leaflets; melts at  $110^\circ$ ; and has a very pungent odor.

**Acridins** (*ak'-rid-inz*) [*acer*, acrid]. Substances obtained when diphenylamin is heated to  $300^\circ$  with fatty acids. They are feeble bases; their salts are decomposed by boiling water.

**Acridophagus** (*ak-rid-of'-a-gus*) [*ἀκρίς*, a locust; *φαγείν*, eat]. The eater of locusts.

**Acrimony** (*ak'-rim-o-ne*) [*acrimonia*]. Irritating quality, pungency, corrosiveness: an acrid quality or state.

**Acrinia** (*ah-krin'-e-ah*) [*à priv.*; *κρίνειν*, to separate]. Diminution or suppression of a secretion or excretion.



**Acrinyl** (*ak-rin'-il*) [*acer*, acrid],  $C_7H_7O$ . One of the univalent radicles. **A. Sulphocyanate**,  $C_7H_7O.SCN$ , an acid and vesicating substance found in white mustard, corresponding to the essential oil of the black mustard.

**Acrisia** (*ah-kris'-e-ah*) [*à priv.*; *crisis*]. The absence of a crisis from a disease; an unfavorable crisis or turn in the course of an attack of disease.

**Acritical** (*ah-krit'-ik-al*) [*à priv.*; *κρίσις*, a crisis]. Having no crisis; not relating to a crisis.

**Acritochromacy** (*ah-krit-o-kro'-mas-e*) [*ἀκρίτος*, undistinguished; *χρῶμα*, color]. Color-blindness, achromatopsia.

**Acroesthesia** (*ak-ro-es-the'-ze-ah*). See *Acroesthesia*.

**Acroanesthesia** (*ak-ro-an-es-the'-ze-ah*) [*ἄκρον*, extremity; *ἀνασθησία*, want of feeling]. Anesthesia of the extremities.

**Acroarthritis** (*ak-ro-ar-th-ri'-tis*) [*ἄκρον*, extremity; *ἄρθρον*, a joint; *τις*, inflammation]. Inflammation of the joints of a limb.

**Acroasphyxia** (*ak-ro-as-fiks'-e-ah*) [*ἄκρον*, extremity; *ἀ priv.*; *σφίξις*, pulse]. Asphyxia of the extremities, the so-called phenomena of Raynaud.

**Acrobryous** (*ak-ro-br'-re-us*) [*ἄκρος*, apex; *βρίον*, a flower]. In biology, growing only at the apex.

**Acrobystia** (*ak-ro-bis'-te-ah*) [*ἀκροβυστία*, the foreskin]. The prepuce.

**Acrobystiolith** (*ak-ro-bis'-te-o-lith*) [*ἀκροβυστία*, the prepuce; *λίθος*, a stone]. A preputial calculus.

**Acrobystitis** (*ak-ro-bis'-ti'-tis*) [*ἀκροβυστία*, the foreskin; *τις*, inflammation]. Posthitis.

**Acrocarpous** (*ak-ro-kar'-pus*) [*ἄκρος*, at the apex; *καρπός*, fruit]. In biology, fruiting at the tips, as mosses.

**Acrocephalia** (*ak-ro-sef-a'-le-ah*) [*ἄκρον*, a point; *κεφαλή*, the head]. A deformity of the head in which the vertical diameter is increased and the top is more or less pointed.

**Acrocephalic** (*ak-ro-sef-al'-ik*) [*ἄκρον*, a point; *κεφαλή*, the head]. Characterized by acrocephalia; having the top of the head unusually high.

**Acrocephaline** (*ak-ro-sef-a'-lin*) [*ἄκρον*, point; *κεφαλή*, head]. In biology, resembling birds of the genus *Acrocephalus*, the large-billed reed warblers.

**Acrocephalous** (*ak-ro-sef-al-us*) [*ἄκρον*, a point; *κεφαλή*, the head]. Characterized by or affected with acrocephalia.

**Acrocephaly** (*ak-ro-sef'-al-e*) [*ἄκρον*, a point; *κεφαλή*, the head]. Same as *Acrocephalia*.

**Acrocheir** (*ak'-ro-kir*) [*ἄκρον*, point; *χείρ*, hand]. The ends of the fingers considered together; the forearm and hand.

**Acrochordon** (*ak-ro-kor'-don*) [*ἀκροχορδών*, literally the end of a catgut cord]. A pedunculated or penile wart. Synonym of *Molluscum fibrosum*.

**Acrocinesis** (*ak-ro-sin-e'-sis*) [*ἄκρος*, extreme; *κίνησις*, movement]. Excessive motility; abnormal freedom of movement, as seen in certain cases of hysteria.

**Acrocinctic** (*ak-ro-sin-e'-ik*) [*ἄκρος*, extreme; *κίνησις*, movement]. Characterized by acrocinesis.

**Acrocyst** (*ak'-ro-sist*) [*ἄκρος*, apex; *κύστις*, pouch]. In biology, a sort of broad sac at the top of the gonangium in certain hydroids.

**Acrodermatitis** (*ak-ro-der-mat-i'-tis*) [*ἄκρον*, extremity; *δέρμα*, skin; *τις*, inflammation]. Inflammation of the skin of an extremity.

**Acrodont** (*ak'-ro-dont*) [*ἄκρος*, apex or edge; *ὄδους*, tooth]. In biology, one of or pertaining to those lizards with teeth attached to the edge of the jaw, without alveoli.

**Acrodynia** (*ak-ro-din'-e-ah*) [*ἄκρος*, an extremity; *ὀδύνη*, pain]. Epidemic erythema; a disease closely allied

to pellagra. It is characterized by gastro-intestinal symptoms, redness of the conjunctivæ, edema of the face, fornication, pricking pains in the palm and soles, hyperesthesia followed by anesthesia of these parts, and an erythematous eruption preceded by bullæ, chiefly on the hands and feet, but spreading over the limbs and trunk. This is followed by exfoliation and dark brown or black pigmentation, greatest in the warm regions of the body. Wasting of the limbs, with edema, cramps, pareses, and spasms may be present, and death may follow in the old or feeble. The disease is probably due to some noxious constituent of or defect in the diet.

**Acroesthesia**, or **Acroesthesia** (*ak-ro-es-the'-ze-ah*) [*ἄκρος*, extreme; *αἴσθησις*, sensation]. Exaggerated sensitiveness, or sensibility. Sense of pain in the extremities.

**Acrogen** (*ak'-ro-jen*) [*ἄκρος*, apex; *γενής*, produced]. In biology, a member of a division of the Cryptogams which grow by terminal buds, as ferns and mosses.

**Acrogenic** (*ak-ro-jen'-ik*) [*ἄκρος*, apex; *γενής*, produced]. In biology, partaking of the character of an acrogen.

**Acrogenous** (*ak-roj'-en-us*) [*ἄκρος*, at the apex; *γενής*, produced]. In biology, growth by increase at the summit, as ferns, mosses, and certain zoöphytes.

**Acrogynous** (*ak-roj'-in-us*) [*ἄκρος*, at the tip; *γυνή*, female]. In biology, having the archegonia formed from or near the apical cell, as certain of the *Hepaticæ*.

**Acrolein** (*ak-ro'-le-in*) [*acer*, sharp; *oleum*, oil],  $C_3H_4O$ . Acrylic Aldehyd. A highly volatile liquid derived from the decomposition or the destructive distillation of glycerin. See *Acrylaldehyd*.

**Acrolenion** (*ak-ro-len'-e-on*) [*ἄκρον*, point; *ὤληνη*, elbow]. Same as *Olecranon*.

**Acromania** (*ak-ro-ma'-ne-ah*) [*ἄκρος*, extreme; *μανία*, madness]. Incurable or extreme insanity.

**Acromastitis** (*ak-ro-mas-ti'-tis*) [*acromastium*; *itis*, inflammation]. Inflammation of the nipple.

**Acromastium** (*ak-ro-mas'-te-un*) [*ἄκρον*, a point; *μαστός*, breast]. The nipple.

**Acromegalia** (*ak-ro-meg-a'-le-ah*), or **Akromegaly** (*ak-ro-meg'-al-e*) [*ἄκρος*; *μεγάλη*, large]. A disease characterized by abnormally great development of the extremities, and of the features of the face, including the bony as well as the soft parts. The disease is of long duration, twenty years or more, the patient finally dying of exhaustion. The etiology is unknown, although Virchow believes heredity to have an important share in its causation.

**Acromial** (*ak-ro'-me-al*) [*ἄκρος*, extremity; *ὤμος*, the shoulder]. Relating to the acromion.

**Acromicria** (*ak-ro-mik'-re-ah*) [*ἄκρος*, extremity; *μικρός*, small]. Abnormal smallness of the extremities. A condition in which there is a reduction in the size of the nose, ears, and face, as well as hands and feet.

**Acromio-clavicular** (*ak-ro'-me-o-kla-vik'-u-lar*) [*ἄκρος*, extremity; *ὤμος*, the shoulder; *clavus*, a key]. Relating to the acromion and the clavicle.

**Acromio-coracoid** (*ak-ro'-me-o-ko'-rak-oid*). See *Acromio-coracoideus*.

**Acromio-coracoideus** (*ak-ro'-me-o-ko-rak-oid-e'-us*) [*ἄκρος*, extremity; *ὤμος*, the shoulder; *κόραξ*, a crow]. A triangular ligament lying between the acromion and the coracoid process.

**Acromio-deltoides** (*ak-ro'-me-o-dol-toid-e'-us*) [*ἄκρος*, extremity; *ὤμος*, the shoulder; *δελτοειδής*, deltoid]. In comparative anatomy, a muscle having as its origin the acromion, and the deltoid ridge of the humerus as its insertion.

**Acromio-humeral** (*ak-ro'-me-o-hu'-mer-al*) [ἄκρος, extremity; ὤμος, the shoulder; *humerus*]. Relating to the acromion and the humerus. **A. Muscle**, the deltoid.

**Acromion** (*ak-ro'-me-on*) [ἄκρον, a summit; ὤμος, the shoulder]. The triangular-shaped process at the summit of the scapula, that forms the attachment of the deltoid muscle.

**Acromio-thoracic** (*ak-ro'-me-o-tho-ra'-sik*) [ἀκρόμιον, shoulder; θώραξ, thorax]. In anatomy, relating to the shoulder and thorax, as the acromio-thoracic artery.

**Acromio-trapezius** (*ak-ro'-me-o-tra-pe'-ze-us*) [ἀκρόμιον, shoulder; *trapezium*]. In anatomy, a part of the trapezius muscle.

**Acromphalon** (*ak-rom'-fal-on*) [ἄκρον, a point; ὀμφαλός, the navel]. See *Acromphalus*.

**Acromphalus** (*ak-rom'-fal-us*) [ἄκρον, extremity; ὀμφαλός, the navel]. 1. The center of the umbilicus to which the cord is attached. 2. The first stage of umbilical hernia, marked by a pouting of the navel.

**Acromyodian** (*ak-ro-me-o'-de-an*) [ἄκρον, extremity; μῦς, muscle; ᾠδή, song]. In biology, having the syringeal muscles attached to the ends of the upper bronchial rings, as in certain singing birds, the *Acromyodi*.

**Acromyodic** (*a-kro-me-od'-ik*). Same as *Acromyodian*.

**Acromyodous** (*ak-ro-mi'-o-dus*). Same as *Acromyodian*.

**Acronarcotic** (*ak-ro-nar-kot'-ik*) [*acer*, sharp; *ναρκῶν*, to benumb]. Both acrid and narcotic.

**Acroneurosis** (*ak-ro-nu-ro'-sis*) [ἄκρον, an extremity; νῆρον, a nerve]. Any neurosis manifesting itself in the extremities.

**Acronyx** (*ak'-ro-nix*) [ἄκρον, an extremity; ὄνυξ, a nail]. The ingrowing of the nail.

**Acroparalysis** (*ak-ro-par-al'-is-is*) [ἄκρον, an extreme; παρά, by; λύνειν, to loose]. Paralysis of the extremities.

**Acroparesthesia**, or **Acroparæsthesia** (*ak-ro-par-es-the'-ze-ah*) [ἄκρον, extremity; παρά, around; αἰσθῆσις, sensation]. 1. Abnormal, or perverted sensation in the extremities. 2. Extreme or confirmed paresthesia.

**Acropathology** (*ak-ro-path-ol'-o-je*) [ἄκρον, an extremity; πάθος, disease; λόγος, treatise]. The pathology of the extremities.

**Acropathy** (*ak-ropt'-a-the*) [ἄκρον, an extremity; πάθος, suffering]. Any disease of the extremities.

**Acropetal** (*ak-ropt'-et-al*) [ἄκρον, the top; πέτερε, to seek]. In biology, developing from the base or center, upward and outward, as many leaves, lateral shoots, or flower clusters.

**Acrophobia** (*ak-ro-fo'-be-ah*) [ἄκρον, a height; φόβος, fear]. Morbid dread of being at a great height.

**Acropodium** (*ak-ro-po'-de-um*) [ἄκρος, at the top; ποδῖον, dim. of ποῦς (ποδ), foot]. In zoölogy, the entire upper surface of the foot.

**Acroposthia** (*ak-ro-pos'-the-ah*) [ἄκρος, extreme; πόσθη, foreskin]. The distal part of the prepuce.

**Acroposthitis** (*ak-ro-pos-thi'-tis*) [ἄκρος, extreme; πόσθη, foreskin]. Posthitis.

**Acrorrheuma** (*ak-ro-ru'-mah*) [ἄκρον, an extremity; ῥεύμα, a flux]. Rheumatism of the extremities.

**Acrosarcum** (*ak-ro-sar'-kum*) [ἄκρος, at the end; σάρξ (σαρκ), flesh]. In biology, a berry fruit produced by an ovary with an adnate calyx, *e. g.*, a currant or cranberry.

**Acroscleriosis** (*ak-ro-skle-ri'-as-is*) [ἄκρον, extremity; σκληρός, hard]. Sclerotic changes in the extremities.

**Acroscopic** (*ak-ro-skop'-ik*) [ἄκρος, apex; σκοπεῖν, view]. In biology, looking toward the top.

**Acrophacelus** (*ak-ro-sfas'-el-us*) [ἄκρον, extremity; σφάκελος, dead]. Gangrene of an extremity.

**Acrospire** (*ak'-ro-spir*) [ἄκρος, at the top; σπείρα, a coil, spire]. In biology, the first sprout of a grain.

**Acrospore** (*ak'-ro-spor*) [ἄκρος, at the end; σπορά, seed]. In biology, the spore of one of those fungi that fruit at the summit of simple erect hyphæ. See *Peronospora*.

**Acrospores** (*ak'-ro-sporæ*) [ἄκρος, topmost; σπορά, a seed]. See *Conidia*.

**Acrosporous** (*ak-ro-s'-po-rus*) [ἄκρος, topmost; σπορά, a seed]. Same as *Acrospore*.

**Acrotarsial** (*ak-ro-tar'-se-al*) [ἄκρος, extremity; τάρσος, tarsus]. In biology, pertaining to the instep.

**Acrotarsium** (*ak-ro-tar'-se-um*) [ἄκρος, top; τάρσος, tarsus]. The instep.

**Acroteria** (*ak-ro-te'-re-ah*) [ἀκρατήρια]. The extremities.

**Acrothymion**, or **Acrothymum** (*ak-ro-thi'-me-on*) [ἄκρος, summit; θύμος, thyme]. A rugose wart with a broad top.

**Acrotic** (*ak-roth'-ik*) [ἄκρος, extreme, outmost]. Relating to the glands of the skin; affecting the surface.

**Acrotica** (*ak-roth'-ik-ah*) [ἄκρος, extreme]. Acrotic diseases.

**Acrotism** (*ah'-krot-izm*) [ἀ priv.; κρότος, striking]. Any defective beating of the pulse; failure of the pulse.

**Acrotismus** (*ah-krot-iz'-mus*) [ἀ priv.; κρότος, striking]. See *Acrotism*.

**Acrylaldehyd** (*ak-rit-al'-de-hid*) [*acer*, sharp; *aldehyd*],  $C_3H_4O$ . *Acrolein*, the aldehyd of the allyl series; obtained by distilling glycerin to which strong phosphoric acid has been added, or by the dry distillation of fatty bodies; a colorless, mobile liquid, boiling at 52°, possessing a sp. gr. of 0.8410 at 20°. It has a pungent odor and attacks the mucous membranes in a violent manner. It occasions an odor of burning fat. It is soluble in 2-3 parts of water.

**Actea**, or **Actæa** (*ak-te'-ah*) [ἄκτις, the elder]. A genus of ranunculaceous plants having active medicinal qualities. *A. alba*, the white cohosh, has much the same qualities as *A. spicata*. *A. cimicifuga* is more important. See *Cimicifuga*. *A. racemosa*. See *Cimicifuga*. *A. rubra*, red cohosh, and *A. spicata*, are purgative and emetic.

**Actinal** (*ak'-tin-al*) [ἄκτις, a ray]. In biology, pertaining to the oral pole, surface, or aspect of a radiate animal.

**Actine** (*ak'-tin*) [ἄκτις, a ray]. In biology, a spicular ray, in sponges.

**Actinenchyma** (*ak-tin-en'-kim-ah*) [ἄκτις, ray; ἐγχυμα, infusion]. In biology, a tissue of stellate cells.

**Actinic** (*ak-tin'-ik*) [ἄκτις, a ray]. Referring to those wave-lengths of the spectrum corresponding to the violet and ultra-violet parts of the same that produce chemical changes in the haloid salts of silver, and are therefore valuable in photography.

**Actiniochrome** (*ak-tin'-e-o-krom*) [ἄκτις, a ray; χρώμα, color]. A red pigment obtained from certain *Actinias*.

**Actinism** (*ak'-tin-izm*) [ἄκτις, a ray]. The chemical quality of light, or of the sun's rays.

**Actinohematin** (*ak-tin-o-hem'-a-tin*) [ἄκτις, ray; αἷμα, blood]. In biology, a respiratory pigment found by MacMunn in *Actinia*.

**Actinoid** (*ak'-tin-oid*) [ἄκτις, ray; εἶδος, form]. In zoölogy, radiate, as a star fish.

**Actinologous** (*ak-tin-ol'-o-gus*) [ἄκτις, a ray; λόγος, a word]. In biology, exhibiting actinology.

**Actinologue** (*ak-tin'-o-log*) [ἄκτις, a ray; λόγος, a word]. In biology, a part possessing actinologous homology.

**Actinology** (*ak-tin-ol'-o-je*) [ἄκτις, a ray; λόγος, a word]. In biology, that kind of homological relation that exists between the successive segments, regions, or divisions of a part or organ, in that they radiate or spring from it.



**Actinomere** (*ak-tin'-o-mēr*) [*ἄκτις*, ray; *μέρος*, a part]. In zoölogy, one of the radiating partitions characteristic of the *Actinozoa*.

**Actinomeric** (*ak-tin-o-mēr'-ik*) [*ἄκτις*, a ray; *μέρος*, a part]. In biology, radiately divided.

**Actinomorphic** (*ak-tin-o-morf'-ik*) [*ἄκτις*, a ray; *μορφή*, form]. Same as *Actinomorphicous*.

**Actinomorphicous** (*ak-tin-o-morf'-us*) [*ἄκτις*, ray; *μορφή*, form]. Regularly radiated, as flowers divisible into similar portions in two or more vertical planes.

**Actinomyces** (*ak-tin-om'-is-ēs*) [*ἄκτις*, a ray; *μύκης*, mushroom]. A genus of parasitic fungoid organisms. One species, *A. bovis*, causes the disease actinomycosis. Called also the *Ray Fungus*.

**Actinomycoma** (*ak-tin-o-mi-ko'-mah*) [*ἄκτις*, a ray; *μύκης*, a fungus: *pl.*, *Actinomycomata*]. A tumor such as is characteristic of actinomycosis.

**Actinomycosis** (*ak-tin-o-mi-ko'-sis*) [*ἄκτις*, a ray; *μύκης*, a fungus]. A parasitical, infectious, inoculable disease first observed in cattle, and also occurring in man, and characterized by the manifestations of chronic inflammation, with or without suppuration, often resulting in the formation of granulation tumors. The disease is due to the presence of a characteristic micro-parasite, the *ray fungus*, *Actinomyces bovis*, which is composed of fine mycelial threads and club-shaped bodies. The most frequent and most curable form is when the abscesses form about the jaws and teeth. The best mode of staining the threads is by Gram's method. To stain the clubs as found in man is difficult; the best results have been obtained with orange rubin or eosin. The only treatment of the disease is removal of the infected tissue. When the parasite has found a nidus in the lungs or digestive tract, all treatment is so far useless. The disease is often called *lumpy jaw* and *holdfast*.

**Actinomycotic** (*ak-tin-o-mi-ko'-ik*) [*ἄκτις*, ray; *μύκης*, fungus]. Pertaining to or affected with actinomycosis.

**Actinophore** (*ak-tin'-o-för*) [*ἄκτις*, a ray; *φέρειν*, to bear]. In biology, one of the peripheral elements affording support to the true fin rays in typical fishes and selachians.

**Actinophorous** (*ak-tin-off'-o-rus*) [*ἄκτις*, ray; *φέρειν*, to bear]. In biology, bearing ray-like spines.

**Actinosoma** (*ak-tin-o-so'-mah*) [*ἄκτις*, ray; *σῶμα*, body]. In biology, the entire body of a simple or composite actinozoan.

**Actinospora chartarum** (*ak-tin-o-spo'-rah char-ta'-rum*) [*ἄκτις*, ray; *σῶμα*, body; *charta*, paper]. A parasitic fungus developing on paper and books.

**Actinost** (*ak'-tin-ost*) [*ἄκτις*, ray; *ὀστέον*, a bone]. In ichthyology, one of the bones supporting the pectoral and ventral fins in true fishes.

**Actinostephyte** (*ak-tin-os'-te-o-fit*) [*ἄκτις*, a ray; *ostephyte*]. An osteophyte of radiated form.

**Actinostome** (*ak-tin'-o-stöm*) [*ἄκτις*, ray; *στόμα*, mouth]. In biology, the mouth of an actinozoan.

**Actinotrichium** (*ak-tin-o-trik'-e-un*) [*ἄκτις*, ray; *θρίχ*, a hair]. In biology, a fiber in the fin-fold of an embryo fish, the forerunner of the adult fin-ray.

**Actinotrocha** (*ak-tin-ol'-ro-kah*) [*ἄκτις*, ray; *τροχή*, ring]. The larva of certain gephyrean worms, characterized by rings of cilia about the mouth and anus.

**Actinozoa** (*ak-tin-o-zo'-ah*) [*ἄκτις*, ray; *ζῷον*, an animal]. A division of celerates including the sea-anemones, coral-polyps, etc., having rayed tentacles about the mouth, and a digestive sac connected to the body wall by radial dissepiments called mesenteries.

**Actinula** (*ak-tin'-u-lah*) [dim. of *ἄκτις*, ray: *pl.*, *Actinulæ*]. In biology, the oval generative zoöid of a gymnoblastic hydroid, developing without intermediate metamorphosis into a hydroid of the adult form.

**Action** (*ak'-shun*) [*agere*, to do, or perform]. In physiology, a term used to denote the function of an organ. **A., Reflex**, an involuntary movement of an organ or part of the body resulting from an impression carried by a sensory or afferent nerve to a subordinate center, and then sent back by an efferent nerve to some point at or near the source of irritation.

**Active** (*ak'-tiv*) [*agere*, to do, or perform]. In medicine, a term applied to treatment the reverse of passive, that is, where the pathological conditions are acted upon directly rather than partly controlled. Also, in a growing condition; opposed to dormant. **A. Insufficiency of Muscles**. See *Insufficiency*. **A. Spots**, the cortical centers of the brain, especially those that control definite muscular movements.

**Activity** (*ak-tiv'-it-e*) [*agere*, to do or perform]. Capacity for acting; sensibility; vitality; potency; energy.

**Actual** (*ak'-chu-al*) [*agere*, to do]. Real, effective; not potential. **A. Caution**. See *Caution*.

**Actuation** (*ak-chu-a'-shun*) [*agere*, to do, or perform]. That mental function that is exercised between the impulse of volition and its actualization or performance.

**Acuchi** (*ah-koo'-chē*). The resin or balsam obtained from *Leica heterophylla*, a tree of tropical America. It is almost identical with elemi. Unof.

**Acufilopressure** (*ak-u-fl'-lo-pres-ur*) [*acus*, needle; *filum*, a thread; *pressure*]. A combination of acupressure and ligation.

**Acuity** (*ak-u'-it-e*) [*acuitas*; *acuere*, to sharpen]. Acuteness or clearness of visual power in the perception of small or distant objects.

**Aculeate** (*ak-u'-le-ät*) [*aculeus*, a sting, prickle]. In botany, armed with prickles, i.e., *aculii*; as the rose and brier. In biology, having a sting.

**Aculeiform** (*ak-u-le'-if-orm*) [*aculeus*, prickle; *forma*, shape]. Resembling a prickle.

**Aculeolate** (*ak-u'-le-o-lät*) [*aculeolus*, a little prickle]. In biology, beset with small prickles.

**Aculeus** (*ak-u'-le-us*) [dim. of *acus*, a needle: *pl.*, *Aculei*]. In biology, a prickle or pointed excrescence of the bark, as in the rose or raspberry; the modified ovipositor or sting of a hymenopterous insect.

**Acumeter** (*ak-oo'-met-er*) [*ἀκούειν*, to hear; *μέτρον*, a measure]. Instrument for testing hearing.

**Acuminate** (*ak-u'-min-ät*) [*acuminatus*, pointed, acute]. Taper-pointed or sharp-pointed.

**Acuminose, or Acuminous** (*ak-u'-min-ös, or -us*) [*acumen*, point]. In biology, same as *Acuminate*.

**Acuminulate** (*ak-u-min'-u-lät*) [dim. of *acumen*, a point]. Slightly taper-pointed.

**Acupression** (*ak-u-presh'-un*) [*acus*, a needle; *premere*, to press]. Acupressure.

**Acupressure** (*ak-u-presh'-ür*) [*acus*, a needle; *premere*, to press]. An operation to stop hemorrhage or aneurysm by the compression of a needle inserted into the tissues upon either side, either above or below the vessel. There are a variety of methods of performing acupressure.

**Acupuncturation** (*ak-u-pungk'-chu-ra'-shun*) [*acus*, a needle; *punctura*, a puncture]. Acupuncture.

**Acupuncturator** (*ak-u-pungk'-chu-ra-tor*) [*acus*, a needle; *punctura*, a puncture]. An instrument used in performing acupuncture.

**Acupuncture** (*ak'-u-pink'-chür*) [*acus*, a needle; *pungere*, to prick]. Puncture of the skin or tissue by one or more needles for the relief of pain, the exit of fluid, the coagulation of blood in an aneurysm, etc.

**Acus** (*ah'-kūs*) [L.]. A needle. **A. Ad Cataractam**, a cataract needle. **A. Cannulata**, a trocar to be used with a cannula. **A. Electrica**, a needle for use with electricity. **A. Exploratoria**, an exploring needle. **A. Interpunctoria**, a needle for eye-operations. **A. In-vaginata**, a sheathed needle. **A. Sutoria**, a needle for stitching wounds.

**Acute** (*ak-ūt*) [*acutus*, sharp]. Merely sharp-pointed or ending in a point less than a right angle. Sometimes used in the sense of forming a sharp angle. Used of disease having a rapid and severe onset, progress, and termination. When applied to pain, sound, vision, etc., means sharp, keen.

**Acutenaculum** (*ak-u-ten-ak'-u-lum*) [*acus*, a needle; *tenaculum*: pl., *Acutenacula*]. A needle-holder.

**Acuteness** (*ak-ūt'-nes*) [*acutus*, sharp]. The quality of being acute, rapid, or sharp. Referring to vision, used as a synonym of keenness or acuity.

**Acutifoliate** (*ak-u-te-fol'-le-āt*) [*acutus*, sharp; *foliatus*, leaved]. In biology, bearing sharp-pointed leaves.

**Acutilobate** (*ak-u-te-lo'-bāt*) [*acutus*, sharp; *lobatus*, lobate]. In biology, possessing acute lobes, as a leaf.

**Acutorsion** (*ak-u-tor'-shun*) [*acus*, a needle; *torsion*]. The twisting of an artery with a needle as a means of controlling hemorrhage.

**Acyanoblepsia** (*ah-si-an-o-blep'-se-ah*) [*ā* priv.; *κίναος*, blue; *βλεψία*, sight]. Same as *Acyanopsia*.

**Acyanopsia** (*ah-si-an-op'-se-ah*) [*ā* priv.; *κίναος*, blue; *ὄψις*, sight]. Inability to distinguish blue colors.

**Acyclic** (*ah-sik'-lik*) [*ā* priv.; *κυκλικός*, circular]. In botany, not whorled.

**Acyesis** (*ah-si-el'-sis*) [*ā* priv.; *κύησις*, pregnancy]. 1. Sterility of the female. 2. Non-pregnancy.

**Acyetic** (*ah-si-el'-ik*) [*ā* priv.; *κύησις*, pregnancy]. Relating to acyesis.

**Acyprinoid** (*ah-sip'-rin-oid*) [*ā* priv.; *cyprinoid*]. In biology, a region in the fauna of which the *Cyprinidae* and *Labyrinthici* are wanting.

**Acystia** (*ah-sis'-te-ah*) [*ā* priv.; *κύστις*, bladder]. Absence of the bladder.

**Acystinervia** (*ah-sis-tin-er'-ve-ah*) [*ā* priv.; *κύστις*, bladder; *nervus*, a nerve]. Paralysis or lack of nerve stimulus in the bladder.

**Ad** [*ad*, to]. A Latin prefix of words and terms, signifying to, toward, at, etc. *Ad deliquium*, to fainting. *Ad libitum*, at pleasure, or according to discretion.

**Ad**, or **Add**. A contraction of *Adde*, or *Additur*, meaning, add, or let there be added; used in prescription writing.

**Adacrya** (*ah-dak'-re-ah*) [*ā* priv.; *δάκρνον*, tear]. Absence or deficiency of the secretion of tears.

**Adactyl** (*ah-dak'-til*) [*ā* priv.; *δάκτυλος*, digit]. 1. Without fingers or without toes. 2. A monstrosity that has an absence of digits.

**Adactylia** (*ah-dak-till'-e-ah*) [*ā* priv.; *δάκτυλος*, a finger]. Absence of the digits.

**Adactylism** (*ah-dak'-til-izm*) [*ā* priv.; *δάκτυλος*, a finger]. The absence of the digits.

**Adactylous** (*ah-dak'-til-us*) [*ā* priv.; *δάκτυλος*, a finger]. Without fingers or toes. In biology, without claws.

**Adæmonia** (*ad-e-mo'-ne-ah*). See *Ademonia*.

**Adamantin** (*ad-am-an'-tin*) [*ἀδάμας*, from *ā* priv.; *δαμάζειν*, to overpower]. Pertaining to adamant. **A. Cement**, a substance used for filling teeth, consisting of finely powdered silex or pumice stone mixed with an amalgam of mercury and silver. See *Amalgam*. **A. Substance**, the enamel of the teeth.

**Adambulacral** (*ad-am-bu-lal'-kral*) [*ad*, against; *ambulacrum*]. In biology, adjoining the ambulacra, as certain ossicles in echinoderms.

**Adamita** (*ad-am-il'-tah*) [L.]. A white vesical calculus.

**Adam's Apple** (*ad'-amz ap'-pl*). See *Pomum Adami*. **A. Operation**. See *Operations*, Table of.

**Adansonia digitata** (*ad-an-so'-ne-ah dij-it'-ah*). The Baobab tree, a native of Africa. The bark is used in the form of an infusion,  $\frac{\text{§}}{\text{j}}$  to Oj, as a remedy for intermittent fever. Unof.

**Adansonin** (*ad-an'-so-nin*). A febrifugal alkaloid from the leaves and bark of *Adansonia Digitata*. Unof.

**Adaptation** (*ad-ap-ta'-shon*) [*adaptare*, to adjust]. In biology, favorable organic modifications suiting a plant or animal to its environment. **A. of the Retina**, the faculty possessed by the retina of accommodating the power of vision to a diminished amount of light, as in a darkened room.

**Adarce** (*ad-ar'-se*) [*ἀδάρκη*, a salty efflorescence]. A salty alkaline concretion found in salt-marshes in Asia Minor. It is detergent and has been much used in leprosy and skin diseases. Unof.

**Adarticulation** (*ad-ar-tik-u-lal'-shun*) [*ad*, to; *articulatio*, a jointing]. See *Arthrodia*.

**Addephagia** (*ad-e-fa'-je-ah*) [L.]. See *Bulimia*.

**Adder's-tongue** (*ad'-erz-tung*). The leaves of *Ophioglossum vulgatum*, a common perennial herb; mucilaginous, and used in the preparation of salves. Unof.

**A.-wort** (*ad'-erz-wert*). See *Bistort*.

**Addison's Disease**. Melasma suprenale, dermatomelasma-supra-renal, or cutis area ("bronzed skin"), a disease of the supra-renal capsules, first described by Dr. Addison, and characterized by tubercular infiltration of the capsules, discoloration of the skin, progressive anemia, and asthenia, ending in death from exhaustion. See *Diseases*, Table of. **A. Keloid**. See *Keloid* and *Morphea*.

**Additamentum** (*ad-it-am-en'-tum*) [L.]. Any appendix, as an epiphysis. **A. Coli**, the appendix vermiformis.

**Adducens** (*ad-dul'-senz*) [L.]. An adductor, a term applied to certain muscles. **A. Oculi**, the internal rectus muscle of the eye.

**Adducent** (*ad-dul'-sent*) [*adducens*]. Performing adduction.

**Adduction** (*ad-duk'-shun*) [*adductio*; *adducere*, to bring toward]. Any movement whereby a part is brought toward another or toward the median line of the body. **A. of the Eyes**, the power of the internal recti measured by the maximum ability to preserve singleness of the image with prisms placed bases toward the temples. It varies from 30° to 50°. See also *Abduction*.

**Adductive** (*ad-duk'-tiv*) [*adducens*]. Same as *Adducent*.

**Adductor** (*ad-duk'-tor*) [*adducere*, to bring forward]. Any muscle effecting adduction.

**Adelarthrosomatous** (*ad-el-ar-thro-so'-mat-us*) [*ā* priv.; *δῆλος*, manifest; *ἄρθρον*, joint; *σῶμα*, body]. In biology, indistinctly segmented, or articulated.

**Adelaster** (*ad-el-as'-ter*) [*ἀδῆλος*, not manifest; *ἀστὴρ*, star]. In biology, a cultivated plant that for the time being cannot be referred to its proper genus.

**Adelocodonic** (*ad'-el-o-ko-don'-ik*) [*ἀδῆλος*, not manifest; *κώδων*, a bell]. In biology, lacking a disc or umbrella; said of a gonophore.

**Adelomorphous** (*ad-el-o-mor'-fus*) [*ἀδῆλος*, not evident; *μορφή*, form]. Not delomorphous; not clearly defined; not having a determinate form (a term applied to certain cells in the gastric glands.)

**Adelopneumona** (*ad-el-op-nu'-mo-nah*) [*ἀδῆλος*, not manifest; *πνεῦμα*, lung]. In biology, the *Pulmonifera* among gasteropods, the pulmonary cavity being hidden by the mantle.



**Adelopod, Adelopode** (*ad-el'-lo-pod*, -*pōd*) [*ἀδελός*, not manifest; *πούς*, foot]. In biology, an animal with concealed or inconspicuous feet.

**Adelphia** (*ad-el'-fe-ah*) [*ἀδελφός*, brotherhood]. In biology, a group of stamens united by their filaments.

**Adelphous** (*ad-el'-fus*) [*ἀδελφός*, brotherhood]. Having stamens with more or less coalescent filaments.

**Ademonia** (*ad-e-mō'-ne-ah*) [*ἀ priv.*; *δημονία*, trouble, distress]. Mental distress.

**Ademosyne** (*ad-e-mos'-in-e*) [*ἀδημοσύνη*, trouble, distress]. Depression of spirits; home-sickness.

**Aden** (*ad'-den*) [*ἄδην*, an acorn, a gland]. A gland; a bubo. **A. Fever.** See *Dengue*. **A. Ulcer.** See *Phagedena tropica*.

**Adenalgia** (*ad-en-al'-je-ah*) [*ἄδην*, gland; *ἄλγος*, pain]. Glandular pain.

**Adenectopia** (*ad-en-ek-to'-pe-ah*) [*ἄδην*, gland; *ἐκτοπος*, away from a place]. A condition in which the gland does not occupy its proper position.

**Adenemphraxis** (*ad-en-em-fraks'-is*) [*ἄδην*, gland; *ἐμποράξις*, a stoppage]. Glandular obstruction.

**Adenia** (*ad-e'-ne-ah*) [*ἄδην*, gland]. Enlargement of the glands; *Lymphadenoma*, *q. v.*

**Adenic** (*ad-en'-ik*) [*ἄδην*, gland]. Relating to or of the nature of a gland.

**Adeniform** (*ad-en'-e-form*) [*ἄδην*, gland; *forma*, resemblance]. Of the shape of a gland; glandlike.

**Adenin** (*ad'-en-in*) [*ἄδην*, a gland—first discovered in pancreatic glands],  $C_5H_5N_5$ . A leucomaine discovered in 1885 by Kossel; the simplest member of the uric acid group of leucomaines. A relation exists between hydrocyanic acid and all the members of this group, and the base, adenin, seems to be formed by polymerization of hydrocyanic acid. It occurs, with other bases, as a decomposition product of nuclein, and may be obtained from all animal and vegetable tissues rich in nucleated cells. It crystallizes in leaflets with pearly luster. It exists largely in the liver and urine of leucocythemic patients, as a result of the breaking up of the nucleated white blood corpuscles. It appears to be necessary to the formation and building up of organic matter, playing an important part, together with guanin, in the physiological function of the cell nucleus. Nuclein, the parent of adenin and guanin, has been credited with a direct relation to the reproductive powers of the cell. Adenin is not poisonous. Its physiological action is not definitely known.

**Adenitis** (*ad-en-i'-tis*) [*ἄδην*, gland; *itis*, inflammation]. Inflammation of a gland. See *Bubo* and *Lymphadenitis*.

**Adenization** (*ad-en-i-za'-shun*) [*ἄδην*, a gland]. Adenoid degeneration.

**Adeno-** (*ad-e'-no*) [*ἄδην*, gland]. A prefix used to denote relation to glands.

**Adenoblast** (*ad'-en-o-blast*) [*ἄδην*, a gland; *βλαστός*, a germ]. Any functionally active gland-cell; a cell that assists in the glandular action.

**Adeno-carcinoma** (*ad-en-o-kar-sin-o'-mah*) [*ἄδην*, gland; *καρκίνος*, a cancer]. Adenoma blended with carcinomatous elements.

**Adenocarcinomatous** (*ad-en-o-kar-sin-o'-mat-us*) [*ἄδην*; *καρκίνος*]. Of the nature of adeno-carcinoma.

**Adenocoele** (*ad'-en-o-sēl*, or *ad-en-o-sē'-lē*) [*ἄδην*, gland; *κήλη*, a tumor]. See *Adenoma*.

**Adenochirapology** (*ad-en-o-ki-rap-sol'-o-je*) [*ἄδην*, gland; *χείρ*, hand; *ἄπτειν*, to touch; *λόγος*, treatise]. The obsolete doctrine of the healing of scrofula by the touch of a king's hand.

**Adeno-chondroma** (*ad-en-o-kon-dro'-mah*) [*ἄδην*, gland; *χόνδρος*, cartilage; *πλ.*, *Adeno-chondromata*]. A tumor consisting of both glandular and cartilaginous tissue.

**Adeno-cystoma** (*ad-en-o-sis-to'-mah*) [*ἄδην*, gland; *κύστις*, bladder; *oma*, tumor]. A cystic adenoma.

**Adenodiastasis** (*ad-en-o-di-as'-tas-is*) [*ἄδην*, gland; *διάστασις*, separation]. 1. Displacement of a gland.

2. Abnormal separation of a gland into distinct parts.

**Adenodiastatic** (*ad-en-o-di-as-tat'-ik*) [*ἄδην*, gland; *διάστασις*, separation]. Relating to or marked by adenodiastasis.

**Adenodynia** (*ad-en-o-din'-e-ah*) [*ἄδην*, gland; *ὀδύνη*, pain]. See *Adenalgia*.

**Adeno-fibroma** (*ad-en-o-fi-bro'-mah*) [*ἄδην*, gland; *fibra*, a fiber]. A combination of adenoma and fibroma.

**Adenofibromatous** (*ad-en-o-fi-bro'-mat-us*) [*ἄδην*, gland; *fibra*, a fiber]. Of the nature of adenofibroma.

**Adenogenesis** (*ad-en-o-jen'-es-is*) [*ἄδην*, a gland; *γένεσις*, a creation]. The development of a gland.

**Adenography** (*ad-en-og'-ra-fe*) [*ἄδην*, a gland; *γράφειν*, to write]. A treatise on the glandular system.

**Adenoid** (*ad'-en-oid*) [*ἄδην*, gland; *εἶδος*, resemblance]. Resembling a gland. **A. Acne.** See *Lupus, Disseminated Follicular*.

**A. Body**, the prostate gland. **A. Disease.** Synonym of *Hodgkins's Disease*. **A. Tissue.** See *Animal Tissue*. **A. Tumor.** See *Adenoma*.

**A. Vegetations**, a term applied to an hypertrophy of the adenoid tissue that normally exists in the nasopharynx. This hypertrophy is associated with the following characteristic symptoms: Vacant expression of the child, open mouth, noisy breathing, more or less impairment of the hearing, a hacking cough, a peculiar muffling of the voice, and an enlargement of the tonsils. The vegetations exert an injurious influence on the physical development of the children so affected. The most important predisposing cause is youth; they are met with in all classes of life and in all climates. Treatment consists in the early and complete removal of the growths.

**Adenoidal** (*ad-en-oid'-al*) [*ἄδην*, a gland; *εἶδος*, an appearance]. Somewhat resembling a gland.

**Adenologaditis** (*ad-en-o-log-ad-i'-tis*) [*ἄδην*, a gland; *λογάδες*, whites of the eyes; *ιτις*, inflammation]. 1. Ophthalmia neonatorum. 2. Inflammation of the glands and conjunctiva of the eyes.

**Adenology** (*ad-en-ol'-o-je*) [*ἄδην*, gland; *λόγος*, a discourse]. The science of the glandular system.

**Adeno-lymphocele** (*ad-en-o-limf'-o-sēl*) [*ἄδην*, gland; *lymphā*, lymph; *κήλη*, tumor]. Dilatation of the lymph-vessels and enlargement of the lymphatic glands.

**Adenoma** (*ad-en-o'-mah*) [*ἄδην*, gland; *oma*, tumor; *πλ.*, *Adenomata*]. A tumor that has sprung from a gland or is constructed after the type of a secreting gland.

**A. destruens**, a destructive form of adenoma, involving the stomach walls. **A. sebaceum**, neoplastic papules on the face, of congenital origin but of later development. The disease occupies the position of acne rosacea, *i. e.*, the middle two-thirds. The lesions are roundish, convex papules, from a millet to a hempseed in size, of a bright crimson color, but may be quite colorless and slightly translucent. They do not pale on pressure. They are usually associated with intellectual inferiority, a large proportion of the patients being imbeciles or chronic epileptics.

**Adenomalacia** (*ad-en-o-mal'-a-she-ah*) [*ἄδην*, a gland; *μαλακία*, softening]. Abnormal softness of a gland.

**Adenomesenteritis** (*ad-en-o-mes-en-ter-i'-tis*) [*ἄδην*, a gland; *μέσος*, middle; *ἐντερων*, intestine; *ιτις*, inflammation]. Inflammation of the mesenteric glands.

**Adeno-myoma** (*ad-en-o-mi-o'-mah*) [*ἄδην*, a gland; *μῦς*, a muscle; *oma*, tumor; *πλ.*, *Adeno-miomata*]. A tumor composed of glandular and muscular tissues.



- Adeno-myxoma** (*ad-en-o-miks-o'-mah*) [ἀδὴν, a gland; μίξα, mucous; *oma*, tumor: *pl.*, *Adeno-myxomata*]. A growth having the characters of adenoma and myxoma.
- Adenoccosis** (*ad-en-on-ko'-sis*) [ἀδὴν, a gland; ὄγκωσις, swelling]. The enlargement of a gland.
- Adenocnus** (*ad-en-on-s'-kus*) [ἀδὴν, gland; ὄγκος, a mass]. A glandular tumor.
- Ad'eno-ner'vous Fe'ver**. Synonym of *Plague*.
- Adeno-neurotic** (*ad-en-o-nu-ro't-ik*) [ἀδὴν, a gland; νευρὸν, nerve]. Pertaining to the glands and nerves.
- A. Fever**, the plague.
- Adenopathy** (*ad-en-op'-a-the*) [ἀδὴν, gland; πάθος, disease]. Any disease of a gland or of the glands.
- Adenopharyngitis** (*ad-en-o-far-in-jit'-tis*) [ἀδὴν, a gland; φάρυγξ, the throat; ιτις, inflammation]. Inflammation of the tonsils and pharynx.
- Adenophlegmon** (*ad-en-o-fleg'-mon*) [ἀδὴν, a gland; φλέγμα, inflammation]. Suppurative inflammation of a lymphatic gland.
- Adenophore** (*ad-en'-o-for*) [ἀδὴν, a gland; φέρειν, to bear]. In biology, the pedicle or stalk supporting a nectar gland.
- Adenophorous** (*ad-en-off'-o-rus*) [ἀδὴν, a gland; φέρειν, to bear]. Glandular, or gland-bearing.
- Adenophthalmia** (*ad-en-off-thal'-me-ah*) [ἀδὴν, gland; ὀφθαλμός, the eye]. Inflammation of the Meibomian glands.
- Adenophthalmitis** (*ad-en-off-thal-mi'-tis*). Same as *Adenophthalmia*.
- Adenophyllous** (*ad-en-off'-il-us*) [ἀδὴν, a gland; φύλλον, a leaf]. In biology, with leaves which bear glands.
- Adenophyma** (*ad-en-o-fi'-mah*) [ἀδὴν, gland; φῦμα, growth]. A swelling of a gland or ganglion; a bubo.
- Adenopodous** (*ad-en-op'-o-dus*) [ἀδὴν, gland; πός, foot]. In biology, bearing glands on the footstalk or petiole.
- Adeno-sarcoma** (*ad-en-o-sar-ko'-mah*) [ἀδὴν, a gland; σάρξ, flesh; *oma*, a tumor: *pl.*, *Adeno-sarcomata*]. A tumor with the characters of adenoma and sarcoma.
- Adeno-scirrhous** (*ad-en-o-skir'-us*) [ἀδὴν, gland; σκίρρως, adenoma with scirrhous or carcinomatous elements].
- Adenosclerosis** (*ad-en-o-skle-ro'-sis*) [ἀδὴν, a gland; σκληρός, hard]. A hardening of a gland, with or without swelling.
- Adenose** (*ad'-en-ös*) [ἀδὴν, gland]. Glandular; abounding in glands; gland-like.
- Adenosis** (*ad-en-o'-sis*) [ἀδὴν, a gland]. 1. Any glandular disease. 2. Any chronic glandular disorder.
- Adenotomy** (*ad-en-o'-o-me*) [ἀδὴν, a gland; τμήν, a cutting]. The anatomy of the glands; dissection or incision of a gland.
- Adenous** (*ad'-en-us*) [ἀδὴν, gland]. See *Adenose*.
- Adephagia** (*ad-e-fu'-je-ah*) [ἀδεφαγία, gluttonous]. A gluttonous appetite; bulimia.
- Adephagous** (*ad-ef'-ag-us*) [ἀδεφαγία]. Gluttonous.
- Adeps** (*ad'-eps*) [L., *gen.*, *Adipis*]. Lard. The fat obtained from the abdomen of the hog, *Sus Scrofa*. Composed of 38 per cent. stearin and margarin, and 62 per cent. olein. Forms 70 per cent. of ceratum and 80 of unguentum, *q. v.* **A. anserinus**, goose-grease. **A. benzoïnatus**, contains two per cent. of benzoïn. **A. lanæ hydrosus**, hydrous wool-fat, the purified fat of the wool of sheep. **A. ovillus**, mutton suet. **Adipis**, Oleum, a fixed oil expressed from lard. **A. præparatus** (B. P.), purified fat of the hog. **Ung. Simp.**, contains white wax, benzoated lard, and almond-oil. **A. suillus**, hogs' lard; adeps.
- Adepsin** (*ad-ep'-sin*) [*adeps*, lard]. A petrolatum much like vaselin.
- Adermia** (*ah-der'-me-ah*) [ἀ priv.; δέρμα, skin]. Absence or defect of the skin.
- Adermonervia** (*ah-der-mo-ner'-ve-ah*) [ἀ priv.; δέρμα, skin; *nervus*, a nerve]. Loss or lack of nerve-stimulus in the skin.
- Adermotrophia** (*ah-der-mo-tro'-fe-ah*) [ἀ priv.; δέρμα, skin; τροφή, nutrition]. Atrophy of the skin.
- Adesmia** (*ah-des'-me-ah*). See *Adesmy*.
- Adesmosis** (*ah-des-mo'-sis*) [ἀ priv.; δεσμός, a band]. Atrophy of the cutaneous connective tissue.
- Adesmy** (*ah-des'-me*) [ἀδεσμος, unfettered]. In botany, the separation of parts normally entire or united.
- Agglutinate** (*ad-glut'-tin-ät*). Same as *Agglutinate*.
- Adhatoda Vasica** (*ad-hat'-o-dah vas'-ik-ah*). Malabar nut; leaves of *A. justicia*, a tree of the order of Acanthaceæ, growing in India. Expectorant and anti-spasmodic. Dose of the fld. ext. ʒ ¼-j.
- Adherence** (*ad-he'-rens*) [*adharere*, to adhere]. See *Adhesion*.
- Adherent** (*ad-he'-rent*) [*adharere*, to adhere]. In botany, adnate; the union of unlike structures.
- Adhesion** (*ad-he'-zhun*) [*adharere*, to stick to]. Abnormal union of two surfaces as a result of abrasion, inflammation, etc. **A.**, **Primary**, called also *Healing by First Intention* and by *Immediate Union*, a method of healing of wounds by the production of lymph, followed by the vascularization and cicatrization of the exudate. **A.**, **Secondary**, or *Healing by Second Intention*, or by *Granulation*, is that mode of healing attended by the production of pus and the formation of granulations. **A. Plaster**. See *Emplastrum*.
- Adhesive** (*ad-he'-siv*) [*adharere*, to adhere]. Sticky, tenacious. **A. Inflammation**, inflammation accompanied by plastic exudation, and tending to the union of apposed surfaces. It may be reparative in its effect, as in wounds, or it may be injurious in its results, as in some cases of pleurisy. **A. Plaster**. See *Resin* and *Emplastrum*.
- Adiantum** (*ad-e-an'-tum*) [ἀ priv.; διανός, wettable]. A genus of ferns; the maiden-hair. *A. capillus-veneris* and *A. pedatum*, of N. America, are serviceable in coughs. The demulcent and anti-hectic remedy, *capillaire*, is prepared from the former. Unof.
- Adiaphoresis** (*ah-di-af-o-re'-sis*) [ἀ priv.; διαφορεύειν, to perspire]. Deficient sweat.
- Adiaphoretic** (*ah-di-af-o-re'-ik*) [ἀ priv.; διαφορεύειν, to perspire]. Reducing the sweat; anidrotic.
- Adiaphorous** (*ad-i-af'-or-us*) [ἀδιάφορος, indifferent]. Neutral; inert; doing neither harm nor good.
- Adiapneustia** (*ah-de-ap-niūs'-te-ah*) [ἀ priv.; διαπνεύσκειν, to perspire]. A stoppage of perspiration.
- Adiathesia** (*ah-di-ath-e'-se-ah*) [ἀ priv.; διάθεσις, condition]. A condition or particular disease that is not congenital.
- Adiathesic** (*ah-di-ath-e'-sik*) [ἀ priv.; διάθεσις, condition]. Not connected with any diathesis.
- Adiathetic** (*ah-di-ath-e'-ik*) [ἀ priv.; διάθεσις, condition]. Adiathesic.
- Adicity** (*ad-is'-it-e*). In chemistry, combining capacity, according as an element or a compound is a monad, dyad, etc. Same as *Valency*.
- Adinin** (*ad'-in-in*). See *Adenin*.
- Adipate** (*ad'-ip-ät*) [*adeps*, fat]. Any salt of adipic acid.
- Adipic** (*ad-ip'-ik*) [*adeps*, lard]. Of or belonging to fat. **A. Acid**. See *Acid*.
- Adipoceration** (*ad-ip-os-er-al'-shun*) [*adeps*, fat; *cera*, wax]. The formation of adipocere.
- Adipocere** (*ad'-ip-o-ser*) [*adeps*, fat; *cera*, wax]. A wax-like substance formed by the exposure of fleshy tissue to moisture, with the exclusion of air, *i. e.*, in the

earth or under water. It consists of the fatty acids in combination with the alkaline earths and ammonium. Human bodies in moist burial places often undergo this change.

**Adipogenous** (*ad-ip-ōj'-en-us*) [*adeps*, fat; *gignere*, to produce]. Producing fat and adipose tissue.

**Adipoma** (*ad-ip-ō'-mah*) [*adeps*, fat; *oma*, a tumor: *pl.*, *Adipomata*]. A fatty tumor; lipoma.

**Adipomatous** (*ad-ip-ō'-mat-us*) [*adeps*, fat; *oma*, a tumor]. Of the nature of adipoma.

**Adipose** (*ad-ip-ōs*) [*adeps*, fat]. Fatty. **A. Fin**, the fleshy, rayless, dorsal fin of some fishes. **A. Tissue**, fat cells united by connective tissue; distributed extensively through the body. It is composed of triolein, tripalmitin, and tristearin, and is liquid during life or at the temperature of the living body.

**Adiposis** (*ad-ip-ō-sis*) [*adeps*, fat; *osis*, state]. Corpulence; fatty degeneration; fatty infiltration. **A. hepatica**, fatty degeneration or infiltration of the liver.

**Adipositas** (*ad-ip-ōs'-it-as*) [L.]. Fatness; corpulence.

**Adiposity** (*ad-ip-ōs'-it-e*). Fatness; corpulence.

**Adipsia** (*ah-dip'-se-ah*) [*ā* priv.; *διψα*, thirst]. Absence of thirst.

**Adipsic** (*ah-dip'-sik*) [*ā* priv.; *διψα*, thirst]. Pertaining to adipsia; quenching thirst.

**Adipsous** (*ah-dip'-sus*) [*ā* priv.; *διψα*, thirst]. Quenching thirst.

**Aditus** (*ad'-it-us*) [*ad*, to; *ire*, to go]. In anatomy, an entrance, as to any one of the radial canals of a sponge. **A. laryngis**, the entrance to the larynx.

**Adjective Coloring Mat'ter**. See *Pigments, Colors, and Dye-stuffs*.

**Adjuster** (*ad-jus'-ter*) [Fr., *adjuster*, to adjust]. He who or that which adjusts. A device formerly used for the forcible reduction of dislocations.

**Adjusting Col'lar**. See *Collar*.

**Adjustment, Coarse**. Commonly, the rack and pinion for raising or lowering the tube of a microscope a considerable distance without lateral deviation.

**A., Fine**, the micrometer screw generally at the top of the column of a microscope for raising or lowering the tube slowly through a short distance.

**Adjuvant** (*aj'-u-vant*) [*adjuvare*, to assist]. A medicine that assists the action of another to which it is added.

**Admortal** (*ad-mor'-tal*) [*ad*, to; *mors*, *mortis*, death]. Moving from living muscular tissue toward that which is dead or dying, as electric currents.

**Adnascent** (*ad-nās'-ent*) [*ad*, to; *nasci*, to grow]. In biology, growing upon or attached to something.

**Adnata** (*ad-na'-tah*) [*ad*, to; *nasci*, to be born, to grow]. 1. The *tunica adnata*; the conjunctiva; more correctly, a tendinous expansion of the muscles of the eye; it lies between the sclerotic and the conjunctiva. 2. One of the coats of the testicle. In zoölogy, appendages of the skin, as scales, hair, feathers.

**Adnate** (*ad'-nāt*) [*adnatus*, grown to]. In biology, congenitally attached or united.

**Adnation** (*ad-na'-shun*) [*adnatus*, grown to]. The state of being adnate.

**Adnerval** (*ad-ner'-val*) [*ad*, to; *nervus*, a nerve]. Moving toward a nerve; said of electric currents in muscular fiber.

**Adneural** (*ad-nū'-ral*) [*ad*, to; *νεῖρον*, a nerve]. A term used to describe a nervous affection in which the disease is at the very point of the symptoms exclusively, as in the form of an adventitious deposit.

**Adnexa** (*ad-neks'-ah*) [*ad*, to; *nectere*, to joint: *pl.*]. Adjunct parts, as the adnexa of the uterus. **A. bulbi**, the appendages of the bulb of the eye.

**Adolescence** (*ad-o-les'-ens*) [*adolescere*, to grow]. Youth, or the period between puberty and maturity,

usually reckoned as extending in males from about 14 to 25 years, and in females from 12 to 21 years.

**Adonidin** (*ad-on'-id-in*) [*Adonis*]. A glucosid derived from *Adonis vernalis*, a plant indigenous in Europe and Asia. Recommended in cardiac dropsy. Dose gr.  $\frac{1}{8}$ – $\frac{1}{4}$ . Unof.

**Adonis æstivalis** (*ad-ō'-nis es-tiv-a'-lis*). A plant much used in Italy as a cardiac tonic. Similar properties possessed by *A. vernalis*. Dose of fld. ext. ℥j–ij. **A. Tinctura**, dose ℥x–xxx.

**Adoral** (*ad-ō'-ral*) [*ad*, near to; *os*, the mouth]. Situated near the mouth.

**Adosculation** (*ad-os-ku-la'-shun*) [*ad*, to; *osculari*, to kiss]. Impregnation by external contact without introduction.

**Adpressed, or Appressed** (*ad-presd' or ap-resd'*) [*adpressus*]. Brought into contact with but not united.

**Adradial** (*ad-ra'-de-al*) [*ad*, near to; *radius*, a ray]. Near a ray, as the third series of tentacles in certain hydrozoöns. Cf. *Interradial*, *Perradial*.

**Adradii** (*ad-ra'-de-i*) [*ad*, near to; *radius*, a ray]. Special organs lying between the perradii and interradii of medusæ.

**Adrectal** (*ad-rek'-tal*) [*ad*, near by; *rectus*, straight]. In biology, near the rectum, as certain glands.

**Adrenal** (*ad-re'-nal*) [*ad*, near to; *ren*, the kidney]. In biology, adjacent to the kidney.

**Adrenals** (*ad-re'-nals*) [*ad*, near to; *ren*, the kidney]. The supra-renal capsules.

**A'drian's Mix'ture**. A hemostatic mixture containing chloride of iron 25 parts, chloride of sodium 15 parts, and water 60 parts.

**Adrostral** (*ad-ros'-tral*) [*ad*, to, at; *rostrum*, beak]. In biology, belonging to or placed near the beak or snout.

**Adrue** (*ad-ru'-e*). Anti-emetic root. The root of *Cyperus articulatus*. Strongly recommended to check black vomit of yellow fever; anthelmintic, aromatic, stomachic. Dose of the fld. ext. gtt. xx–xxx. Unof.

**Adscendent** (*ad-sen'-dent*). See *Ascending*.

**Adstriction** (*ad-strik'-shun*) [*adstrictis*, a binding]. Ligation; astringent action; constipation.

**Adsurgent, or Assurgent** (*ad-ser'-jent, as-ser'-jent*) [*ad*, to; *surgere*, to rise]. Same as *Ascending*.

**Adterminal** (*ad-ter'-min-al*) [*ad*, near to; *terminus*, the end]. Moving toward the insertion of a muscle; said of electric currents in muscular fiber.

**Adul Oil**. An oil used in India for treating rheumatism.

**Adult** (*ad-ult'*) [*adolescere*, *adultus*, to grow]. Mature; of full legal age. One of mature age. **A. Sporadic Cretinism**. See *Myxedema*.

**Adulteration** (*ad-ul-ter-a'-shun*) [*adulterare*, to corrupt]. The admixture of inferior, impure, inert, or less valuable ingredients to an article for gain, deception, or concealment. • Medicines, wines, foods, etc., are largely adulterated.

**Adumbrella** (*ad-um-bre'l'-ah*). In biology, the upper surface of the velum in the medusæ, the opposite of exumbrella or *Abumbrella*.

**Adumbrellar** (*ad-um-bre'l'-ar*). In biology, pertaining to the upper or outer surface of the velum in the medusæ; opposed to *abumbrellar*.

**Aduncous** (*ad-ung'-kus*) [*ad*, to; *uncus*, a hook, barb]. In biology, hooked, as the bill of a parrot or hawk.

**Adust** (*ad-ust'*) [*adustus*, burned up]. Hot and dry; parched.

**Adustion** (*ad-us'-chun*) [*adustus*, burned up]. 1. The quality of being adust. 2. Cauterization.

**Advancement** (*ad-vans'-ment*) [M. E., *avancement*]. An operation to remedy strabismus, generally in conjunction with tenotomy, whereby the opposite tendon from the over-acting one, having been cut, is brought



forward, so that, growing fast in a more advanced position, it shall have more power to act upon the globe of the eye. **A.**, **Capsular**, an operation similar to that on the tendon upon Tenon's capsule. It must be distinguished from advancement by the fact that the tendon itself is not divided.

**Adventitia** (*ad-ven-tish'-e-ah*) [*adventitiŭs*, foreign]. The external covering or coat of the blood-vessels.

**Adventitious** (*ad-ven-tish'-us*) [*adventitiŭs*, foreign]. Accidental, foreign, acquired, as opposed to natural or hereditary; occurring out of the ordinary or normal place or abode.

**Adventive** (*ad-ven'-tiv*). In biology, an incompletely naturalized exotic.

**Adverse** (*ad'-vers*) [*adversus*, opposite]. In biology, turned or directed toward the axis.

**Adversifoliate** (*ad-ver-se-fo'-le-at*) [*adversus*, opposite; *folium*, leaf]. See *Adversifolius*.

**Adversifolius** (*ad-ver-se-fo'-le-us*) [*adversus*, opposite; *folium*, leaf]. In biology, having opposite leaves.

**Adynamia** (*ah-din-a'-me-ah*) [*à* priv.; *δύναμις*, power]. Deficiency or loss of vital or muscular power.

**Adynamic** (*ah-din-am'-ik*) [*à* priv.; *δύναμις*, power]. Pertaining to or characterized by adynamia. **A.** **Fever**. Synonym for *Typhus Fever*, *q. v.*

**Æ-**. See *E-*.

**Æcidioform** (*e-sid'-e-o-form*) [*aikía*, a wheal; *forma*, form]. See *Æcidioform*.

**Æcidiumycetes** (*e-sid'-e-o-mi-se'-tēz*) [*aikía*, a wheal; *μύκης*, a fungus]. *Æcidium* fungi, including many of the rusts, blights, and mildews.

**Æcidiospore** (*e-sid'-e-o-spor*) [*aikía*, a wheal; *σπορά*, seed, spore]. In biology, a fungal spore developed by abstriction in a member of the genus *Æcidium*.

**Æcidiostage** (*e-sid'-e-o-stāj*) [*aikía*, a wheal; *M. E.*, stage]. The first stage in the reproduction of uredine fungi. Same as *Æcidioform*.

**Æcidium** (*e-sid'-e-um*) [*aikía*, a wheal; *dim.*, *ἰδιον*]. The cup-shaped organ producing the æcidiospores in the uredine fungi.

**Ædœagra** (*e-de-a'-grah*). See *Edeagra*.

**Ædœatrophia** (*e-de-at-ro'-fe-ah*). See *Edeatrophia*.

**Ædœauxe** (*e-de-aux'-e*). See *Edeauxe*.

**Ædœitis** (*e-de-i'-tis*). See *Edeitis*.

**Ædœodynia** (*e-de-o-din'-e-ah*). See *Edeodynia*.

**Ædœogargalismus** (*e-de-o-gar-gal-iz'-mus*). See *Edeogargalismus*.

**Ædœography** (*e-de-og'-ra-fē*). See *Edeography*.

**Ædœology** (*e-de-ol'-o-fē*). See *Edeology*.

**Ædœomania** (*e-de-o-ma'-ne-ah*). See *Edeomania*.

**Ædœomycodermatitis** (*e-de-o-mi-ko-der-mi'-tis*). See *Edeomycodermatitis*.

**Ædœopsy** (*e-de'-op-se*). See *Edeopsy*.

**Ædœoptosis** (*e-de-op-to'-sis*). See *Edeoptosis*.

**Ædœoscopy** (*e-de-os'-ko-pe*). See *Edeoscopy*.

**Ædœotomy** (*e-de-ot'-o-me*). See *Edeotomy*.

**Ægagropila** (*e-gag-ropl'-il-ah*). Plural of *Ægagropilus*.

**Ægagropilus** (*e-gag-ropl'-il-us*) [*αἰγάρος*, a wild goat; *πίλος*, felt]. An intestinal concretion formed of hair, found in animals and occasionally in man. A bezoar.

**Ægilops** (*e'-jil-ops*). See *Ægilops*.

**Ægithognathous** (*e-jith-og'-na-thus*) [*αἰγίθος*, the hedge-sparrow; *γνάθος*, jaw]. Characterized by having an anteriorly truncated vomer in union with the alinasal wall and turbinals, as in passerine birds.

**Ægobronchophony** (*e-go-brong-koff'-o-ne*). See *Egobronchophony*.

**Ægonia** (*e-go'-ne-ah*) [*L.*]. A minor or slight egophony.

**Ægophony** (*e-goff'-o-ne*). See *Egophony*.

**Ægyptia ulcera** (*e-jip'-she-ah ul'-ser-ah*) [*L.*]. Egyptian ulcers; a form of ulceration of the tonsils and fauces.

**Æipathia** (*ah-ip-ath'-e-ah*) [*ἄειπαθία*, from *ἀεί*, always; *πάθος*, a suffering]. Constant and incurable suffering.

**Æluropodous** (*e-lu-ropl'-o-dus*) [*αἰλουρος*, cat; *πούς*, foot]. Cat-footed.

**Æluropsis** (*el-u-ropl'-sis*) [*αἰλυρος*, cat; *ὄψις*, appearance]. Obliquity of the eye or of the palpebral fissure.

**Æquabiliter justo major**, or **minor Pelvis** (*e-kwa-bil'-it-er*). See *Pelvis*.

**Æquator Oculi** (*e-kwa'-tor ok'-u-li*). See *Equator*.

**Æquilibrium** (*e-kwil-ib'-re-um*). See *Equilibrium*.

**Aer** (*a'-er*). See *Air*.

**Ærated** (*a'-er-a-ted*) [*ἀήρ*, the atmosphere]. Impregnated or charged with carbon dioxide or air.

**Æration** (*a-er-a'-shun*) [*ἀήρ*, air]. The process of supplying or charging with air or with some gas, such as carbon dioxide; the state of being supplied with air or gas.

**Ærenchyma** (*a-er-en'-kim-ah*) [*ἀήρ*, air; *ἐγχέειν*, to pour]. In biology, cork-like plant tissue.

**Ærendocardia** (*a-er-en-do-kar'-de-ah*) [*ἀήρ*, air; *ἐνδον*, within; *καρδία*, heart]. The existence of air within the heart.

**Æenterectasia** (*a-er-en-ter-ek-ta'-se-ah*) [*ἀήρ*, air; *ἐντερον*, intestine; *ἐκτασις*, distention]. Flatulence; distention of the abdomen by gas within the intestines.

**Ærhemoctonia** (*a-er-hem-ok-to'-ne-ah*) [*ἀήρ*, air; *αἷμα*, blood; *κτόνος*, killing]. Death by the entrance of air into the veins.

**Ærhemotoxia** (*a-er-hem-o-toks'-e-ah*) [*ἀήρ*, air; *αἷμα*, blood; *τοξικόν*, poison]. See *Ærhemoctonia*.

**Ærial** (*a-e'-re-al*). Pertaining to the air. **A.** **Fistula**. See *Fistula*.

**Æriferous** (*a-er-if'-er-us*) [*ἀήρ*, air; *ferre*, to bear]. Conveying air, as the trachea and its branches.

**Ærification** (*a-er-if-ik'-a'-shun*) [*ἀήρ*, air; *facere*, to make]. 1. The process of charging with air; the state of being charged with air. 2. Emphysema.

**Ærifluxus** (*a-er-if-luks'-us*) [*ἀήρ*, air; *fluxus*, flow]. Any abnormal escape of air, as by belching, flatulence, etc.

**Æriperitonía** (*a-er-ip-er-it-o-ne'-ah*) [*ἀήρ*, air; *περί*, around; *τείνειν*, to stretch]. Peritoneal tympanites.

**Ærobe** (*a'-er-ōb*) [*ἀήρ*, air; *βίος*, life]. One of the aërobia. See *Aërobia*.

**Ærobia** (*a-er-o'-be-ah*) [*ἀήρ*, air; *βίος*, life]. Plural of *Ærobe*. Organisms that require air or free oxygen for the maintenance of life. **A.**, **Facultative**, organisms normally or usually anaërobic, but under certain circumstances acquiring aërobic power.

**Ærobic** (*a-er-ōb'-ik*) [*ἀήρ*, air; *βίος*, life]. Requiring oxygen (air) in order to live. A term applied to those bacteria requiring free oxygen. Those that do not grow in its presence are called **anaërobic**. Between these extremes there are forms that are able to grow without oxygen under favorable conditions, though they make use of it when present; others that may grow in its presence, though flourishing best in its absence; these are called respectively **facultative aërobes** or **facultative anaërobes**, in distinction from those first mentioned, which are called **obligatory aërobes** or **anaërobes**.

**Ærobiosis** (*a-er-o-bi-o'-sis*) [*ἀήρ*, air; *βίος*, life]. Life that requires the presence of air, or free oxygen.

**Ærobiotic** (*a-er-o-bi-ot'-ik*) [*ἀήρ*, air; *βιωτικός*, pertaining to life]. Thriving only in the presence of free oxygen.

**Ærocomia sclerocarpa** (*e-ro-ko'-me-ah skle-ro-kar'-pah*). A South American plant, very popular as a remedy in leucorrhea, diarrhea, and albuminuria. It is astringent. Unof.



**Æroconiscope** (*a-er-o-kon'-is-kōp*) [ἀήρ, air; κόνις, dust; σκοπεῖν, to inspect]. A device for collecting dust from the air for microscopical observation.

**Ærocyst** (*a'-er-o-sist*) [ἀήρ, air; κύστις, bladder]. In biology, the air-bladder of sea-weeds.

**Ærodermectasia** (*a-er-o-der-mek-ta'-se-ah*) [ἀήρ, air; δέρμα, skin; ἔκτασις, distention]. Surgical emphysema; distention of the subcutaneous connective tissue by air.

**Æroenterectasia** (*a-er-o-en-ter-ek-ta'-se-ah*) [ἀήρ, air; ἔντερον, intestine; ἔκτασις, dilatation]. Distention of the bowels with gas.

**Ærognosy** (*a-er-og'-no-se*) [ἀήρ, air; γνώσις, knowledge]. See *Ærology*.

**Ærography** (*a-er-og'-ra-fe*) [ἀήρ, air; γράφω, a writing]. The description of the air and its qualities.

**Ærohydropathy** (*a-er-o-hi-drop'-a-the*) [ἀήρ, air; ὕδωρ, water; πάθος, disease]. Pneumatic treatment of disease, combined with hydropathy.

**Ærohydrous** (*a-er-o-hi'-drous*) [ἀήρ, air; ὕδωρ, water]. Containing air and water, as certain minerals.

**Ærology** (*a-er-ol'-o-je*) [ἀήρ, air; λόγος, treatise]. The science of the air and its qualities.

**Ærometer** (*a-er-om'-et-er*) [ἀήρ, air; μέτρον, a measure]. An instrument for ascertaining the density of gases.

**Ærometry** (*a-er-om'-et-re*) [ἀήρ, air; μέτρον, a measure]. The science of measuring the density of gases.

**Ærophobia** (*a-er-o-fo'-be-ah*) [ἀήρ, air; φόβος, fear]. Dread of a current of air; a symptom of hydrophobia and hysteria.

**Ærophoby** (*a'-er-o-fo-be*) [ἀήρ, air; φόβος, fear]. See *Ærophobia*.

**Ærophone** (*a'-er-o-fōn*) [ἀήρ, air; φωνή, sound]. An instrument for increasing the amplitude of sound-waves.

**Ærophore** (*a'-er-o-fōr*) [ἀήρ, air; φερεῖν, to carry]. 1. A device for the inflation of the lungs of a still-born child with air. 2. A breathing apparatus to be used by firemen and others, to prevent the inhalation of noxious gases.

**Ærophyte** (*a-er-o-fit*) [ἀήρ, air; φυτόν, plant]. An air-plant.

**Æropinic** (*a-er-o-pin'-ik*) [ἀήρ, air; πίνειν, to drink]. Affected with the habit of wind-sucking. Applied to a horse that habitually bites his crib or manger and swallows air.

**Æroplethysmograph** (*a-er-o-pleth-iz'-mo-graf*) [ἀήρ, air; πλήθος, fulness; γράφω, to write]. An apparatus for registering graphically the expired air; the latter raises a very light and carefully equipoised box placed over water, and this moves a writing-style.

**Æropneumonectasia** (*a-er-op-nu-mo-nek-ta'-se-ah*) [ἀήρ, air; πνεύμων, the lung; ἔκτασις, distention]. Emphysema of the lungs.

**Ærorrhachia** (*a-er-o-ra'-ke-ah*) [ἀήρ, air; ράχις, the spine]. An accumulation of air or gas in the spinal canal.

**Æroscopy** (*a-er-o-skep'-se*) [ἀήρ, air; σκέψις, a viewing]. In zoölogy, the power of perceiving atmospheric changes.

**Æroscope** (*a'-er-o-skōp*) [ἀήρ, air; σκοπεῖν, to observe]. An instrument for the examination of air-dust. Also, an instrument for estimating the purity of the air.

**Æroscopy** (*a-er-os'-ko-pe*) [ἀήρ, air; σκοπεῖν, to observe]. The investigation of atmospheric conditions.

**Ærosis** (*a-er-o'-sis*) [ἀερεσθαι, to become air]. Gas formation within the body.

**Ærotherapeutics** (*a-e-ro-ther-a-pu'-tik*) [ἀήρ, air; θεραπεύειν, to serve]. Pneumatotherapeutics; a mode of treating disease by varying the pressure or the composition of the air breathed.

**Ærotherapy** (*a-er-o-ther'-a-pe*) [ἀήρ, air; θεραπεύειν, to serve]. See *Ærotherapeutics*.

**Ærothorax** (*a-er-o-tho'-raks*) [ἀήρ, air; θώραξ, the chest]. See *Pneumothorax*.

**Ærotonometer** (*a-er-o-to-nom'-et-er*) [ἀήρ, air; τόνος, tension; μέτρον, measure]. An instrument for estimating the tension of gases in the blood.

**Ærotropism** (*a-er-o'-ro-pizm*) [ἀήρ, air; τρέπειν, to turn]. In biology, the deflection of roots from the normal direction of growth by the action of gases.

**Ærourethrosopy** (*a-er-o-u-rēth'-ro-sko-pe*) [ἀήρ, air; οὐρήθρα, urethra; σκοπεῖν, to examine]. Urethrosopy conjoined with inflation of the urethra with air.

**Ærozoa** (*a-er-o-zo'-ah*) [ἀήρ, air; ζῷον, animal]. Same as *Ærobia*.

**Ærteriversion** (*a-er-ter-iv-er'-shun*) [ἀήρ, air; τηρέειν, to hold; vertere, to turn]. A method of arresting hemorrhage by everting the cut end of an artery, invaginating the vessel in itself and fixing the parts by a needle.

**Ærterivertter** (*a-er-ter-iv-er'-ter*) [ἀήρ, air; τηρέειν, to hold; vertere, to turn]. An instrument used in perforating ærteriversion.

**Æruginous** (*e-ru'-jin-us*). See *Eruginous*.

**Ærugo** (*e-ru'-go*) [L., gen. *Æruginis*]. 1. Rust of a metal. 2. Subacetate of copper. **Æ. Ferri**, the subcarbonate of iron. **Æ. Plumbi**, lead carbonate, or subcarbonate.

**Ærumna** (*e-rum'-nah*) [L.]. Mental distress, or mental and physical distress combined.

**Æs** (*ez*) [L.]. Copper or brass. See *Copper*.

**Æschrolalia** (*es-kro-la'-le-ah*). See *Eschrolalia*.

**Æschromythesis** (*es-kro-mi-the'-sis*). See *Eschromythesis*.

**Æsculin** (*es'-ku-lin*). See *Esculin*.

**Æsculus hippocastanum** (*es'-ku-lus hip-o-kas'-tanum*) [L.]. Horse-chestnut. The fruit of the common "buckeye," or horse-chestnut. Recommended in hemorrhoids. Dose gr. iij. Unof.

**Æstates** (*es-ta'-tēz*) [L., pl.]. Freckles, or sunburn. See *Ephelis* and *Lentigo*.

**Æsthacyte** (*es'-tha-sit*) [αἰσθησις, feeling; κύτος, a cell]. In biology, one of the sense-cells of sponges, discovered by Stewart.

**Æsthematology** (*es-the-mat-ol'-o-je*). See *Esthematology*.

**Æsthesia** (*es-the'-æ-ah*). See *Esthesia*.

**Æsthesin** (*es'-the-sin*). See *Esthesin*.

**Æsthesiogen** (*es-the'-se-o-je*). See *Esthesiogen*.

**Æsthesiography** (*es-the-se-og'-ra-fe*). See *Esthesiography*.

**Æsthesiology** (*es-the-se-ol'-o-je*). See *Esthesiology*.

**Æsthesiomania** (*es-the-se-o-ma'-ne-ah*). See *Esthesiomania*.

**Æsthesiometer** (*es-the-se-om'-et-er*). See *Esthesiometer*.

**Æsthesiometry** (*es-the-se-om'-et-re*). See *Esthesiometry*.

**Æstheseoneurosis** (*es-the-se-o-nu-ro'-sis*). See *Estheseoneurosis*.

**Æsthesis** (*es-the'-sis*). See *Esthesis*.

**Æsthesodic** (*es-the-sod'-ik*). See *Esthesodic*.

**Æsthete** (*es'-thēt*) [αἰσθητός, perceived by the senses]. In biology, one of the sense-organs of the *Chitonidae* described by Moseley.

**Æsthetica** (*es-the'-ik-ah*) [αἰσθησις, perception by the senses]. Diseases characterized by impairment or abolition of any of the senses.

**Æsthephysiology** (*es-tho-fiz-e-ol'-o-je*). See *Esthephysiology*.

**Æstival** (*es'-tiv-al*). See *Estival*.

**Æstivation** (*es-tiv-a'-shun*). See *Estivation*.

**Æstuarium** (*es-tu-a'-re-um*). See *Estuarium*.  
**Æstuation** (*es-tu-a'-shun*). See *Estuation*.  
**Æstus** (*es'-tus*) [L.]. Heat; especially a flushing, or sudden glow of heat. **Æ. volaticus**, wildfire rash; strophulus.  
**Ætas** (*e'-tas*) [L.]. Age; a period of life. See *Age*.  
**Æthallium** (*e-tha'-le-um*) [*aibalos*, smoke, soot (referring to the spores)]. In biology, a placentoid compound plasmodium formed by certain mycetozoa, *e. g.*, the flowers of tan.  
**Æther** (*e'-ther*). See *Ether*.  
**Ætherism** (*e'-ther-im*). See *Etherism*.  
**Æthiopification** (*e-the-op-if-ik-a'-shun*). See *Ethiopicification*.  
**Æthiopiosis** (*e-the-op-e-o'-sis*). See *Ethiopicification*.  
**Æthiops** (*e'-the-ops*) [*aibios*, an Ethiopian]. An old term for any black mineral powder used in medicine.  
**Æ. antimonialis**, a black triturate of mercury, antimony, and sulphur, made after several distinct formulæ. **Æ. martialis**, black iron deutoxid. **Æ. mineralis**, black amorphous triturate of mercury with sulphur, in various proportions.  
**Æthusa** (*e-thu'-sah*). See *Ethusa*.  
**Æthusin** (*e-thu'-sin*). See *Ethusin*.  
**Ætiology** (*e-te-ol'-o-je*). See *Etiology*.  
**Afebrile** (*ah-fe'-bril*) [*à priv.*; *febrilis*, feverish]. Without fever.  
**Afetal** (*ah-fe'-tal*) [*à priv.*; *fetus*, an offspring]. Without a fetus.  
**Affect** (*af-ek'-shun*) [*afficere*, to affect]. A synonym of disease.  
**Affective** (*af-ek'-tiv*) [*afficere*, to affect]. Exciting emotion. **A. Faculties**, the emotions and propensities—especially those peculiar to man. **A. Insanity**, emotional or impulsive insanity.  
**Affectus** (*af-ek'-tus*) [L.]. A disordered condition. **A. animi**, an affection of the mind; mental disorder. **A. suffocatorius**. Synonym of *Diphtheria*.  
**Afferent** (*af'-er-ent*) [*afferens*, carrying to]. Carrying toward the center. *Of nerves*: conveying impulses toward the central nervous system; sensory, centripetal. *Of blood-vessels*: those, as arteries, conveying blood to the tissue, sometimes also to the gills. *Of lymphatics*: those conveying lymph to a lymphatic gland. Compare *Efferent*.  
**Afferentia**, or **Vasa afferentia** (*va'-sah af-er-ent'-she-ah*) [L.]. 1. The lymphatic vessels. 2. Any vessels carrying blood or lymph to an organ.  
**Affiliation** (*af-il-e-a'-shun*) [*ad*, to; *filius*, son]. In medical jurisprudence, the act of imputing or affixing the paternity of a child in order to provide for its maintenance.  
**Affinity** (*af-in'-it-e*) [*affinis*, akin to]. Relationship. A synonym of *Attraction*. **A., Chemical**, the force exerted at inappreciable distances, and between definite and invariable weights of two or more combining substances, whereby bodies of dissimilar nature unite to form new compounds. Contradistinguished from *cohesion*, which is an attraction between molecules. **A., Elective**, the preference of one substance for another rather than for a third or fourth. Affinity is spoken of as *compound*, *developed*, *disposing*, *divellent*, *intermediate*, *quiescent*, *reciprocal*, or *synthetic*, according to the part it plays, or is conceived to play, in any chemical process.  
**Affium** (*af'-e-um*) [Arab., *Afiûn*]. The Asiatic name for opium.  
**Afflate** (*af-lā'*) [*afflatus*, blown upon]. Sudden in its attack; overwhelming.  
**Afflatus** (*af-lā'-tus*) [L., “a blowing upon”]. 1. A draft or blast of air. 2. A sudden attack. 3. A supposed inspiration or divine influence.

**Affluence** (*af'-lu-ens*) [*affluentia*, from *affluere*, to flow to]. A determination or influx, as of blood to a part.  
**Affluent** (*af'-lu-ent*) [*affluens*, flowing to]. Producing a congestion; determinant; flowing in or upon.  
**Afflux** (*af'-lux*) [*affluere*, *affluxus*, to flow toward]. The flow of the blood or other liquid to a particular part.  
**Affluxion** (*af-luk'-shun*) [*affluere*, *affluxus*, to flow toward]. See *Afflux*.  
**Affusion** (*af-u'-zhun*) [*affusio*, *affundere*, to pour upon]. Pouring water upon a substance to cleanse it, or upon the body in fevers to reduce temperature and calm nervous symptoms.  
**A-form Chronoscope**. See *Chronoscope*.  
**African** (*af'-rik-an*) [*Africa*, Latin name of the country]. Pertaining to Africa. **A. Arrow-poison**. See *Strophanthus*. **A. Date-mark**. See *Furunculus orientalis*. **A. Fever**. Synonym of *Dengue*. **A. Gum**, gum arabic. See *Acacia*. **A. Lethargy**, or *Nelávan*, a “sleeping sickness” affecting negroes of the West African coast. Increasing somnolence is the characteristic symptom. It is very fatal. Death after emaciation follows in from three to six months. Post-mortem examination has revealed hyperemia of the arachnoid, and it is asserted that this “sleeping sickness” is only one of the symptoms of *Filariasis*, *q. v.* No treatment avails. **A. Pepper**, *Chillies*; the intensely biting fruit of *Capsicum fastigiatum*. See *Capsicum*.  
**After** (*af'-ter*) [A. S., *after*, back]. 1. The anus. The buttocks. 2. Next in succession. **A. Action**, the negative variation in an electrical current continuing for a short time in a tetanized muscle. **A. Birth**, the popular designation of the placenta, cord, and membranes, sometimes called the *secundines*. **A. Brain**. See *Hindbrain* and *Metencephalon*. **A. Care**, the care or nursing of convalescents; specifically, the treatment of patients discharged as cured from lunatic asylums. **A. Cataract**, *Cataracta Secundaria*; an opacity of the media of the eye after operation for cataract due to opacification of the capsule or to non-absorption of the remains of the lens-substance. **A. Damp**, a poisonous mixture of gases, such as carbon monoxid and carbon dioxid, found in coal mines after an explosion of inflammable gases. **A. Hearing**, a neurotic condition in which sounds are heard after the wave-motion that produces them has ceased. **A. Images**, continued retinal impressions after the stimulus of the light or image has ceased to act. A *positive after-image* is a simple prolongation of the sensation; a *negative after-image* is the appearance of the image in complementary colors. After-sensations may be also experienced with other senses. **A. Milk**, the *strip-pings*; the last milk taken from the teat at any one milking. It is peculiarly rich in butter, as compared with the fore-milk. **A. Pains**. See *Pains*. **A. Perception**, the perception of a sensation after the stimulus has passed away. **A. Sensation**, a sensation lasting longer than the stimulus producing it. **A. Taste**, a gustatory sensation produced some time after the stimulus has been removed. **A. Treatment**. See *A. Care*.  
**Afterings** (*af'-ter-ingz*) [A. S., *after*, after]. See *After-milk*.  
**Agacement des Dents** [Fr.]. The unpleasant sensation of teeth “set on edge” from contact of acids.  
**Agalactia** (*ah-gal-ak'-te-ah*) [*à priv.*; *γάλα*, milk]. Failure or insufficiency of the mother's milk after childbirth.  
**Agalactous** (*ah-gal-ak'-tus*) [*à priv.*; *γάλα*, milk]. 1. Without milk. 2. Not suckled; not nourished with milk.  
**Agalaxy** (*ah-gal'-ak-se*). See *Agalactia*.



**Agallocha** (*ag-al'-o-kah*) [*ἄγαλλοχον*, the lignum aloes]. The milky juice of *Excoecaria agallochum*, a small tree of India. The juice is very acrid, and when brought in contact with the skin blisters it. Used locally for the cure of leprosy. Unof.

**Agallochum** (*ag-al'-o-kum*) [*ἄγαλλοχον*, the lignum aloes]. Same as *Agallocha*, or the wood of the tree that produces it; eagle-wood, or aloes-wood.

**Agalorrhea**, or **Agalorrhœa** (*ah-gal-o-re'-ah*) [*ἄ priv.*; *γάλα*, milk; *ῥέειν*, to flow]. A cessation of the flow of milk.

**Agamic** (*ah-gam'-ik*) [*ἄ priv.*; *γάμος*, marriage]. 1. In biology, not sexual; not pertaining to the sexual relation; asexual reproduction; parthenogenesis.

**Agamogenesis** (*ah-gam-o-jen'-es-is*) [*ἄ priv.*; *γάμος*, marriage; *γένεσις*, generation]. Reproduction without fecundation, as, e. g., by gemmation. See *Parthenogenesis*.

**Agamogenetic** (*ah-gam-o-jen-et'-ik*) [*ἄ priv.*; *γάμος*, marriage; *γένεσις*, generation]. Pertaining to *Agamogenesis*.

**Agamospore** (*ah-gam'-o-spōr*) [*ἄ priv.*; *γάμος*, marriage; *σπόρα*, offspring]. In biology, an asexually produced spore.

**Aganactesis** (*ag-an-ak-te'-sis*) [*ἀγανάκτησις*, physical pain]. Irritation; physical pain or uneasy sensation.

**Aganoblepharon** (*ag-an-o-blef'-ar-on*) [*ἀγανόβλεφαρος*, mild-eyed]. Adhesion of the eyelids to each other.

**Agar-agar** (*a'-gar-a'-gar*) [Ceylon]. A kind of glue made from certain sea-weeds, such as *Gracilaria lichenoides* and *Gigartina speciosa*, used in medicine to make suppositories, and in bacteriological studies to make a solution in which microorganisms are bred or kept. See *Gelose*.

**Agaric** (*ag-ar'-ik*) [*ἀγαρικόν*, a fungus employed as tinder by the *Agari* of Sarmatia]. A fungus of the genus *Agaricus*, e. g., the mushroom and toadstool. See *Agaricus*.

**Agaricic Acid** (*ag-ar-is'-ik as'-id*). See *Acid, Agaricic*.

**Agaricin** (*ag-ar'-is-in*) [see *Agaric*],  $C_{16}H_{30}O_3 + H_2O$ . A white crystalline substance, the active principle of *Agaricus albus*. It has proved useful in the night sweats of phthisis where atropia has failed. Dose gr.  $\frac{1}{20}$  -  $\frac{1}{10}$ . Unof.

**Agaricus** (*ag-ar'-ik-us*) [see *Agaric*]. A genus of the family of Agaricini or Mushrooms. *A. albus*, Purging Agaric, unof., a fungus parasite upon the European Larch; it contains an alkaloid, *agaricin*, and *agaric acid*. It is used as a drastic purgative, and is valuable in night sweats. Dose gr. xxx- $\overline{3}$  as a purgative; gr. xv in night sweats. **A., Ext., Alcohol.** Dose gr. iij-vj. **A., Ext., Liq.** Dose  $\overline{m}$  iij-xx. **A., Tinct.** Dose  $\overline{m}$  xxx- $\overline{3}$ . The edible species, *A. campestris*, is characterized by a brownish color, that does not change when cut, and an agreeable taste. *A. chirurgorum*, Surgeon's Agaric, a parasitic fungus formerly used for *Moxa*, q. v. Soaked in solution of potassium nitrate it forms *spunk*. *A. muscarius*, Fly Agaric, a poisonous mushroom, containing an alkaloid, *Muscarin*, q. v., a powerful cardiac depressant. Dose of the alkaloid gr.  $\frac{1}{8}$ -ij. *Muscarin Nitrate*, used hypodermatically. Dose gr.  $\frac{1}{10}$ - $\frac{1}{4}$ .

**Agaster** (*ah-gas'-ter*) [*ἄ priv.*; *γαστήρ*, the stomach]. An animal without a stomach.

**Agastric** (*ah-gas'-trik*) [*ἄ priv.*; *γαστήρ*, the stomach]. Having no intestinal canal, as the tape-worms.

**Agastronervia** (*ah-gas-tro-ner'-ve-ah*) [*ἄ priv.*; *γαστήρ*, the stomach; *nervus*, a nerve or sinew]. See *Agastroncuria*.

**Agastroneuria** (*ah-gas-tro-nu'-re-ah*) [*ἄ priv.*; *γαστήρ*, the stomach; *νεῦρον*, a nerve]. Deficiency in the nerve-stimulus sent to the stomach.

**Agathin** (*ag'-ath-in*) [*ἀγαθός*, good],  $C_6H_4(OH).CH.N.N(CH_3).C_6H_5$ . Salicyl-*alpha*-methyl-phenyl-hydrazone, obtained by the interaction of salicylic aldehyd, and *alpha*-methyl phenyl-hydrazin. It is a greenish-white, crystalline substance, without odor or taste, insoluble in water, soluble in alcohol and ether, and melts at 74° C. Used as an anti-neuralgic in doses of eight grains, two or three times daily. Its action is cumulative. Unof.

**Agave** (*a-ga'-ve*) [*ἀγανή*, noble]. A large genus of amaryllidaceous plants, natives of North America. *A. americana*, American Aloe, the leaves of a plant growing in North America. It is diuretic and antisyphilitic. Dose of the fld. ext.  $\overline{3}$  ss-j. The fresh juice is also similarly employed. The fermented juice, called *pulque*, is a moderately stimulant drink, very popular in Mexico. Unof.

**Age** (*ā*) [M. E., *age*]. The length of time a being has existed; also, a certain stage in life. The period of life is divided into a succession of ages, as follows: 1. *Infancy*, from birth to the appearance of the temporary teeth. 2. *Childhood*, from the cutting of the first permanent teeth to puberty. 3. *Youth*, from puberty to the attainment of the full stature, that is, 18 or 19 for girls, 21 to 22 for boys. 4. *Maturity*, covers the interval from youth to the climacteric. 5. *Old-age*, or period of decline. Other divisions may be made, as, e. g., those of embryonic life, of immaturity, of maturity, of sterility, etc.

**Agnesia** (*ah-jen-et'-se-ah*) [*ἄ priv.*; *γένεσις*, generation]. A term somewhat loosely used to designate abnormal or imperfect development. Also impotence and sterility. In botany, the asexual development of the flower.

**Agnesis** (*ah-jen'-es-is*) [*ἄ priv.*; *γένεσις*, generation]. 1. Impotence; barrenness. 2. Incomplete and defective development.

**Agenosomus** (*ah-jen-o-so'-mus*) [*ἄ priv.*; *γεννᾶν*, to beget; *σῶμα*, body]. A variety of single autositic monsters, of the species *Celosoma* in which there is a lateral or median evagination occupying principally the lower portion of the abdomen, while the genital and urinary organs are either absent or very rudimentary.

**Agens** (*a'-jenz*) [L.]. An agent. **A. Morbi**. See *Morbi*.

**Agent** (*a'-jent*) [*agere*, to act, to do]. A substance or force that by its action effects changes in the human body.

**Agenus** (*aj'-en-us*) [*ἄ priv.*; *γένος*, offspring]. Cellular plants.

**Agnya** (*ah-jen'-e-ah*) [*ἄ priv.*; *γένυς*, chin]. Congenital absence of the chin.

**Agerasia** (*aj-er-a'-se-ah*) [*ἀγρησσία*, eternal youth]. Vigorous old age; age without its wonted feebleness and decay.

**Ageusia** (*ah-gu'-se-ah* or *ah-ju'-se-ah*) [*ἄ priv.*; *γεῦσις*, taste]. Abolition of the sense of taste.

**Ageusia** (*ah-gūs'-te-ah*) [*ἄ priv.*; *γεῦσις*, taste]. Same as *Ageusia*.

**Agger** (*aj'-er*) [L.]. In anatomy, a pile or mound. **A. nasi**, an anterior prolongation and elevation of the mucous membrane covering the middle turbinated bone; its direction is almost parallel with the dorsal ridge of the nose, running forward and downward till it reaches very nearly to the anterior aperture of the nostril. **A. valvulæ venæ** [*pl.*, *Ag'eres valvula-rum venarum*], the eminence of a venous valve; a projection within the lumen of a vein at the junction of a valve.

**Agglomerate** (*ag-lom'-er-āt*) [*agglomerare*, to wind into a ball]. Grouped or clustered; massed. Crowded into a dense cluster. **A. Glands**. See *Gland*.



**Agglutinant** (*ag-lu'-tin-ant*) [*agglutinare*, to paste to]. Promotive of repair by adhesion; favorable to agglutination.

**Agglutinate** (*ag-lu'-tin-at*) [*agglutinare*, to paste to]. In biology, to glue together; to unite by adhesion.

**Agglutination** (*ag-lu'-tin-a'-shun*) [*agglutinare*, to glue upon or to]. A joining together; applied to the healing of wounds; it is called *immediate*, if by the first intention; *mediate*, if through the intermediation of some natural plastic material.

**Agglutinative** (*ag-lu'-tin-a-tiv*) [*agglutinare*, to glue upon or to]. 1. Favoring agglutination; adhesive. 2. Any substance with adhesive properties, fitted to retain the edges of wounds in apposition. Such are caoutchouc, collodion, etc.

**Aggravation** (*ag-ra-va'-shun*) [*aggravare*, to make worse]. Increase in severity, as of a disease, symptom, or pain.

**Aggregate** (*ag'-re-gāt*) [*ad*, to; *gregare*, to collect into a flock]. Grouped into a mass. **A. Glands.** See *Gland*.

**Aggregation** (*ag-re-ga'-shun*) [*ad*, to; *gregare*, to collect into a flock]. 1. The massing of materials together. 2. A congeries or collection of bodies, mostly of such as are similar to each other.

**Agitation** (*aj-it-a'-shun*) [*agitare*, to excite, arouse]. 1. Fatiguing restlessness with violent motion; mental disturbance. 2. A stirring or shaking, as in pharmacy.

**Aglet, Aiglet** (*ag'-let, āg'-let*) [M. E.]. In biology, a drooping anther or catkin.

**Aglia** (*ag'-le-ah*) [L.]. A speck or spot upon the cornea or on the white of the eye.

**Aglobulia** (*ah-glo-bu'-le-ah*) [*ā* priv.; *globulus*, a globe]. A decrease in the quantity of red blood corpuscles, with corresponding increase of serum.

**Aglobulism** (*ah-glob'-u-lizm*) [*ā* priv.; *globulus*, a globe]. Aglobulia; oligocythemia.

**Aglobulous** (*ah-glob'-u-lus*) [*ā* priv.; *globulus*, a globe]. Characterized by aglobulia.

**Aglossia** (*ah-glos'-e-ah*) [*ā* priv.; *γλῶσσα*, the tongue]. Congenital absence of the tongue.

**Aglossostoma** (*ah-glos-os'-to-mah*) [*ā* priv.; *γλῶσσα*, the tongue; *στόμα*, the mouth]. A fetal monster in which there is a mouth without a tongue.

**Aglossus** (*ah-glos'-us*) [*āγλωσσοσ*, without a tongue]. A person without a tongue.

**Aglutition** (*ah-glu-tish'-un*) [*ā* priv.; *glutire*, to swallow]. Difficulty in swallowing; inability to swallow.

**Agmatology** (*ag-mat-ol'-o-jē*) [*ἀγμός*, a fracture; *λόγος*, discourse]. The science or study of fractures.

**Agmen** (*ag'-men*) [*agmen*, a multitude]. In biology, a taxonomic group between a class and an order.

**Agminate** (*ag'-min-āt*) [*agmen*, a multitude]. Aggregated, clustered. **A. Glands.** See *Gland*, *Peyer's*.

**Ag nail** (*ag'-nāl*) [A. S., *angnægl*]. 1. Hangnail. 2. A whitlow. 3. A corn on the toe or foot.

**Agnathia** (*ag-na'-the-ah*) [*ā* priv.; *γνάθος*, a jaw]. Absence or defective development of the jaws.

**Agnathus** (*ag'-na-thus*) [*ā* priv.; *γνάθος*, a jaw]. A monster with no lower jaw.

**Agnea, or Agnœa** (*ag-ne'-ah*) [*ἀγνοια*, want of perception]. A condition in which the patient does not recognize things or persons.

**Agnew's Operations.** See *Operations*, *Table of*.

**Agnew's Rectal Chemise.** An appliance for controlling hemorrhage from the rectum. It consists of a gum catheter to the end of which are attached three square pieces of mosquito-netting. These are moistened with a solution of the persulphate of iron, and the whole introduced into the rectum, where it acts as a plug.

**Agnin** (*ag'-nin*) [*agnus*, a lamb]. A fatty substance derivable from sheep's wool, unmixed with water; it is harder, darker, and less agreeable in color and odor than lanolin. See *Lanolin* and *Suint*.

**Agnina Membrana** (*ag-ni'-nah mem-bra'-nah*) [L.]. "The lamb-like, or woolly, membrane,"—the amnion.

**Agnus castus** (*ag'-nus kas'-tus*) [L.]. The chaste tree, *Vitex agnus castus*; its leaves and seeds were formerly used as a preservative of chastity, and its homeopathic preparations are still exhibited as anaphrodisiacs.

**-ago'ga, -agogue** [*ἀγωγός*, one who leads]. A suffix, denoting agents that drive out other substances, as emmenagogues, lithagogues, etc.

**Agomphiasis** (*ah-gom-fi'-as-is*) [*ā* priv.; *γομφίος*, a tooth]. Same as *Agomphosis*.

**Agomphious** (*ah-gom'-fē-us*) [*ἀγούφιος*, toothless]. Without teeth.

**Agomphosis** (*ah-gom-fo'-sis*) [*ā* priv.; *γομφίος*, a tooth]. 1. Absence of the teeth. 2. A loosening or looseness of the teeth.

**Agonia** (*ag-o'-ne-ah*) [*ἀγωνία*, a contest or struggle]. 1. Distress of mind; extreme anguish. 2. The death struggle. [*ἀγονος*, barren]. Barrenness; sterility; impotence. **A. Bark.** See *Agoriada*.

**Agoniatin** (*ag-on-i'-ad-in*) [*ἀγονος*, barren], C<sub>10</sub>H<sub>14</sub>O<sub>6</sub>. A glucosid found in Agonia bark, and used as an antiperiodic.

**Agonous** (*ag'-o-nus*) [*ἀγονος*, unfruitful]. Barren; impotent.

**Agony** (*ag'-o-ne*) [*ἀγωνία*, a contest or struggle]. Violent pain; extreme anguish; the death-struggle.

**Agoraphobia** (*ag-o-ra-fo'-be-ah*) [*ἀγορά*, a market-place, assembly; *φόβος*, fear]. 1. A morbid fear of open places or spaces; kenophobia. 2. Dread of assemblies; morbid dislike of crowds or of associating with others.

**Agoriada** (*ag-o-re-ah'-dah*) [Sp.]. The Brazilian tree, *Plumieria lancifolia*, and its febrifuge bark.

**Agoriatin** (*ag-o-ri'-ad-in*) [Sp.], C<sub>10</sub>H<sub>14</sub>O<sub>6</sub>. A glucosid, probably the active principle of *Agoriada*.

**-agra** [*ἀγρα*, a seizure]. A Greek word added as a suffix to various roots to denote *seizure*, *severe pain*; as *podagra*, etc.

**Agrammatism** (*ah-gram'-at-izm*) [*ā* priv.; *γράμμα*, a word]. A phenomenon of aphasia, consisting in the inability to form words grammatically, or the suppression of certain words of a phrase. See *Aphasia*.

**Agaphia** (*ah-graf'-e-ah*) [*ā* priv.; *γράφειν*, to write]. Inability to express ideas by writing. In some cases not a single letter can be formed; in others, words, and a number of words, without meaning, can be written. See *Aphasia*. **A., Musical**, pathological loss of the ability to write musical notes.

**Agaphy** (*ag'-ra-fē*) [*ā* priv.; *γράφειν*, to write]. Same as *Agaphia*.

**Agrestial** (*ag-res'-te-ah*) [*agrestis*, rural]. In biology, growing wild in the fields.

**Agria** (*ag'-re-ah*) [*ἀγριος*, wild]. A pustular eruption; malignant pustule; herpes.

**Agriecosis** (*ag-re-et-ko'-sis*) [*ἀγριος*, wild; *ἐλκος*, ulceration]. A malignant or uncontrollable ulceration.

**Agrimony** (*ag'-rim-o-ne*) [*ἀγρός*, a field; *μόνος*, alone]. The root of *Agrimonia eupatoria*. A mild astringent. Dose of fld. ext. ʒss-ij. Unof.

**Agriopsoria** (*ag-re-op-so'-re-ah*) [*ἀγριος*, wild; *ψώρα*, itch]. An incurable or severe attack, or variety, of itch.

**Agrioriganum** (*ag-re-o-rig'-an-um*) [*ἀγριος*, wild; *ὀρiganon*, origanum]. Wild Marjoram, *Origanum vulgare*.

**Agriothymia** (*ag-re-o-thim'-e-ah*) [ἀγριος, wild; θυμός, mind, will]. Maniacal fury; it is variously divided or classed as ambitious, hydrophobic, religious, etc.

**Agrippa** (*ah-grip'-ah*) [L.]. A person born with the feet foremost.

**Agromania** (*ag-ro-ma'-ne-ah*) [ἀγρός, a field; μανία, madness]. A mania for living in the country.

**Agrostography** (*ag-ros-tog'-ra-fe*) [ἀγρωστis, conch-grass; γράφειν, to write]. See *Agrostology*.

**Agrostology** (*ag-ros-tol'-o-je*) [ἀγρωστis, conch-grass; λέγειν, to speak of]. The botany of grasses.

**Agrypnetic** (*ah-grip-net'-ik*) [ἀ priv.; ύπνος, sleep]. 1. Sleepless; wakeful. 2. Preventing sleep; agrypnotic.

**Agrypnia** (*ah-grip'-ne-ah*) [ἀγριος, restless; ύπνος, sleep]. Loss of sleep, sleeplessness, *Insomnia*, *q. v.*

**Agrypnocoma** (*ah-grip-no-ko'-mah*) [ἀγρόπνος, sleepless; κόμα, coma]. Coma vigil; wakeful lethargy, with low-muttering delirium.

**Agrypnotic** (*ah-grip-not'-ik*) [ἀ priv.; ύπνος, sleep]. 1. Preventing sleep; causing wakefulness. 2. A medicine that prevents sleep.

**Aguardiente** (*ah-guar-de-en'-tā*) [Sp.]. Ardent spirits; brandy or rum.

**Ague** (*ā'-gu*) [*acutus*, sharp, acute; Fr., *aigu*]. Malarial or intermittent fever, characterized by paroxysms, or stages, of chill, fever, and sweating at regularly recurring times, and followed by an interval or intermission whose length determines the epithets, quotidian, tertian, etc. In some cases there is a double paroxysm, and hence called double quotidian, double tertian, etc. The duration of each paroxysm varies from two to twelve hours. The most frequent and important complication of intermittent fever is pneumonia, the consolidation occurring very suddenly. In the blood of many malarial patients a minute hematozoan, the *hematomonas malarie*, has been found. They are seen in the red corpuscles, are hyaline, and include pigment granules. They gradually increase in size, fill the cell, a process of segmentation occurs, the cell wall breaks down, and the segments, each containing a pigment granule, are set free. These are oval and possess one to three flagella. These bodies disappear under the use of quinin. **A. Aden.** See *Dengue*. **A., Brass-founders'**, a disease common among brass-founders, characterized by symptoms somewhat resembling an imperfect attack of intermittent fever, the recurrence of the paroxysms, however, being irregular. The direct cause is generally thought to be the inhalation of the fumes of deflagrating zinc or "spelter." **A., Brow**, intermittent neuralgia of the brow. **A. Cake**, chronic enlargement of the spleen in diseases of malarial origin. **A., Catenating**, ague associated with other diseases. **A. Drop.** See *Fowler's Solution*. **A., Dumb**, latent ague; masked ague; ague with no well-marked chill, and with at most only partial or slight periodicity. **A., Latent**, see *A., Dumb*. **A., Leaping**, a term for the dancing mania. **A., Masked.** See *A. Dumb*. **A. Tree**, common Sassafras. **A. Weed.** 1. See *Grindelia*. 2. The *Eupatorium perfoliatum*, or thorough-wort.

**Agynary** (*aj'-in-a-re*) [ἀ priv.; γυνή, female]. In biology, having no pistil, as a double flower.

**Agynous** (*aj'-in-us*) [ἀ priv.; γυνή, female]. In biology, destitute of female reproductive organs.

**Ahypnia** (*ah-hip'-ne-ah*) [ἀ priv.; ύπνος, sleep]. Sleeplessness.

**Ahypnosis** (*ah-hip-no'-sis*) [ἀπνία, sleeplessness]. Entire absence of the capacity to sleep, most marked in insanity.

**Aichmophobia** (*āk-mo-fo'-be-ah*) [αἰχμή, a spear point; φοβέειν, to fear]. An extravagant dread of sharp or pointed instruments.

**Aid-Forceps** (*ād'-for-seps*) [Fr., *aide*; *forceps*]. A device for making safe and effective traction upon the obstetrical forceps by means of a fillet or tape and a dynamometer.

**Aidoio-** (*a-doi'-o*). See *Edeo-*.

**Aidoiomania** (*a-doi-o-ma'-ne-ah*). See *Edeomania*.

**Aiglet** (*āg'-let*). See *Agiel*.

**Aigret, Aigrette** (*a'-gret, a-gret'*). In biology, same as *Égret*.

**Ailanthus** (*a-lan'-thus*) [Malacca, *Ailanto*, "tree of heaven"]. The bark of *A. glandulosa*, commonly known as Tree of Heaven. Properties due to an oleoresin and a volatile oil. A nauseant and drastic purgative, constituting an excellent anthelmintic against tape-worm. **A., Ext. Fld.** Dose ℥x-ʒj. **A., Tinct.** Dose ℥x-ʒij.

**Ailing** (*āl'-ing'*) [M. E., *eyle*]. Indisposed; out of health; not well.

**Ailment** (*āl'-ment'*) [M. E., *eyle*]. A disease; sickness; complaint; usually used in reference to chronic disorders.

**Aimorrhæa** (*am-or-e'-ah*) [αἷμα, blood; ροία, a flowing]. A bleeding, or hemorrhage.

**Ainhum** (*in-yoon'*) [negro word, meaning *to saw*]. A disease in Guinea and Hindostan, peculiar to negroes, in which the little toes are slowly and spontaneously amputated at about the digito-plantar fold. The process is very slow, does not affect other toes or parts, is unaccompanied by any constitutional symptoms, and its cause is unknown. It sometimes attacks the great toe. Called also *Dactylolysis spontanea*.

**Air** [*ā'ip* from *āiv*, to blow, or breathe]. The chief part of the atmosphere. *Atmospheric air* consists of a mixture of 77 parts by weight, or 79.19 by volume, of nitrogen, and 23 parts by weight, or 20.81 by volume, of oxygen, with 3.7 to 6.2 parts by volume of CO<sub>2</sub> in 10,000 parts. 100 cubic inches weigh 30.935 grains. The pressure of the air at sea-level is about 14¾ pounds upon the square inch. **A., Alkaline**, free or volatile ammonia. **A., Azotic**, nitrogen. **A. Bag.** See *A. Cushion*. **A. Bath**, therapeutic exposure to air that may be heated, condensed, or variously medicated. See *Bath*. **A.-bed**, an air-tight, rubber, inflated mattress employed in conditions requiring long confinement to bed. **A.-bladder.** See *A.-vesicle*. **A. Bubbles**, in microscopy, are prepared by heating a drop of thin mucilage. They are useful as a test for central light. In oblique light the bright spot will appear on the side away from the mirror. **A.-cell**, an air-sac; an air-vesicle of the pneumonic tissue. **A., Complemental**, is that that can still be inhaled after an ordinary inspiration. **A. Conduction**, a method of testing the hearing-power by means of a watch held at varying distances from the ear, or by the employment of a number of tuning forks of varying pitch. See *Bone Conduction*. **A.-cure**, the therapeutic employment of air. **A.-cushion.** A cushion filled with air; usually made of soft india-rubber. **A., Dephlogisticated**, an old name for Oxygen. **A.-douche.** The inflation of the middle ear with air. **A.-duct.** See *Duct*. **A.-embolism**, free air in the blood-vessels during life, or the obstruction due to it. **A., Expired**, that driven from the lungs in expiration. **A., Factitious**, carbon dioxid. **A., Fixed**, an old name for carbon dioxid (carbonic acid). **A. Hunger.** See *Diabetes mellitus*. **A., Inspired**, that taken into the lungs on inspiration. **A., Mephitic**, carbon dioxid. **A.-meter.** See *Anemometer*. **A. Passages**, the nares, mouth, larynx, trachea, and bronchial tubes. **A., Phlogisticated**, nitrogen. **A.-pump**, an apparatus for exhausting or compressing air. **A., Reserve**



or **Supplemental**, that that can still be exhaled after an ordinary expiration. **A., Residual**, that remaining in the lungs after the most complete expiration possible. **A.-sac**. See *Air-vesicle*. **A.-space**, a space in tissue filled with air or other gases arising from the separation, rupture, or absorption of cells. **A., Stationary**, that remaining in the lungs during normal respiration. **A., Supplemental**. See *A., Reserve*. **A.-tester**, an instrument for testing the impurity of the air. **A., Tidal**, that taken in and given out at each respiration. **A.-vesicle**, any small air-space, especially the expanded terminal portion of a minute or ultimate bronchial vessel. **A., Vital**, an old name for Oxygen. See *Atmosphere*.

**Ajowan** (*aj'-oo-an*) [E. Ind.]. Bishop's Weed. The fruit of *Ammi copticum*. Carminative and antiseptic. It has been recommended in colic, diarrhea, etc. Dose of the fld. ext.  $\text{m}\text{x}$ -xxx.

**Akamathesiā, Akamathesis**. See *Akatamathesia*.

**Akanthesthesia** (*a-kan-thes-the'-ze-ah*) [*ἀκανθα*, a thorn; *αἰσθησις*, sensation]. A form of paresthesia or perverted sensation in which there is a feeling as of a sharp point.

**Akanthion** (*a-kan'-the-on*). See *Acanthion*.

**Akatamathesia** (*ah-kat-am-ath-e'-ze-ah*) [*ἀ priv.*; *καταμάθησις*, understanding]. Inability to understand.

**Akataphasia** (*a-kat-af-al'-se-ah*). See *Acataphasia*.

**Akazga** (*a-kaz'-gah*) [African]. A poisonous plant of West Africa, probably a *Strychnos*. Also its bark, and an amorphous extractive derived from it. It is one of the African ordeal poisons and contains *akazgin*.

**Akazgin** (*a-kaz'-gin*) [African]. An alkaloid from *akazga*; its effects are much like those of strychnia.

**Akene** (*ak'-ēn*). See *Achenium*.

**Akido-galvano-cautery** (*ak-id-o-gal-van-o-kaw'-te-re*) [*ἀκίς*, needle; *Galvani*; *καυτήριον*, a branding-iron]. Galvanic cauterization by the needle electrode.

**Akidopeirastic** (*ak-id-o-pi-ras'-tik*) [*ἀκίς*, needle; *πειραστικός*, proving]. Relating to the exploratory puncture of a diseased area by means of a stout needle.

**Akinesia** (*ah-kin-e'-se-ah*). See *Acinesia*.

**Akinesis** (*ah-kin-e'-sis*) [*ἀ priv.*; *κίνησις*, quiescence]. Absence or imperfection of movement. Applied to the heart's diastole and to immotility of the iris; also to any lack of motility, especially when due to some central or cerebral cause. **A. Algera**, an affection manifested by voluntary abstinence from movement on account of the pain of movement, without any apparent cause of pain.

**Aknemia** (*ak-ne'-me-ah*). See *Acnemia*.

**Akology** (*ak-ol'-o-jē*). See *Acceology*.

**Akral** (*ak'-ral*) [*ἄκρος*, extreme]. See *Cephalic*.

**Akrokinesis** (*ak-ro-kin-e'-sis*). See *Acrocinesis*.

**Akromegaly** (*ak-ro-meg'-a-lē*). See *Acromegalia*.

**Akromikria** (*ak-ro-mik'-re-ah*). See *Acromicria*.

**Akroposthitis** (*ak-ro-pos-thi'-tis*). See *Acroposthitis*.

**Akyanopsia** (*ah-ki-an-op'-se-ah*). See *Acyanopsia*.

**Al**. The Arabic definite article, *the*, prefixed to many words to designate preëminence, etc., as alkali, alcohol. In chemical nomenclature it is used as a suffix to denote similarity to or derivation from an aldehyd, as chloral, butyral, etc.

**Ala** (*a'-lah*) [L., a wing: *pl.*, *Alæ*]. A name of various wing-shaped parts or appendages. In biology, the side petal of a papilionaceous corolla. **A. Auris**, the pinna of the ear. **A. Cinerea**, a triangular space of gray matter in the fourth ventricle of the brain, probably giving origin to the pneumogastric nerves. **A. Majores**, 1. The greater wings of the sphenoid. See *Alisphenoid*. 2. The external labia pudendi. **A. Minores**, 1. The lesser wings of the sphenoid. 2.

The labia minora pudendi. **A. Nasi**, the lateral cartilage of the nose. **A. Pontis**. See *Ponticulus*. **A. Pulmonum**, the lobes of the lung. **A. of Sacrum**, the flat triangular surface of bone extending outward from the base of the sacrum, supporting the psoas magnus muscle. **A. Vespertilionis**, the broad ligament of the uterus. **A. Vulvæ**, the labia of the pudendum. Applied also to the armpits, parts of the sphenoid, vomer, etc.

**Alalia** (*al-a'-le-ah*) [*ἀ priv.*; *λαλιά*, talk]. 1. Impaired or lost articulation from paralysis of the muscles of speech or from local laryngeal disease. 2. Aphasia due to a psychic disorder.

**Alalic** (*al-a'-lik*) [*ἀ priv.*; *λαλιά*, talk]. Characterized by or pertaining to alalia.

**Alanin** (*al'-an-in*) [L., *aldehyde*,  $\text{C}_3\text{H}_7\text{NO}_2$ . Lactic acid. An organic base obtained by heating aldehyd ammonia with hydrocyanic acid in the presence of an excess of HCl; it occurs in aggregated hard nodules with a sweetish taste; soluble in five parts of cold water; with more difficulty in alcohol; insoluble in ether. When heated, it commences to char at about  $237^\circ$ ; it melts at  $255^\circ$  and then sublimes.

**Alaninate** (*al-an'-in-āt*) [L., *aldehyde*]. A salt of alanin. **A. of Mercury**, a crystalline, soluble compound of mercury and alanin; antisyphilitic. Dose gr.  $\frac{1}{32}$  to  $\frac{1}{4}$ . Unof.

**Alan'son's Operation**. See *Operations*, *Table of*.

**Alant Camphor**. See *Helenin*.

**Alantin** (*al-an'-tin*) [Ger., *alant*, elecampane]. Same as *Inulin*.

**Alantol** (*al-an'-tol*) [Ger., *alant*, elecampane; *oleum*, oil],  $\text{C}_{20}\text{H}_{22}\text{O}$ . Inulol. An aromatic liquid obtained from elecampane; used like creosote for phthisis.

**Alar** (*al'-lar*) [*ala*, wing]. Winglike. In biology, situated in the forks of a stem. **A. Ligaments**, lateral synovial folds of the ligament of the knee-joint.

**A. Odontoid Ligaments**, lateral ligaments of the odontoid process. **Alares musculi**, the pterygoid muscles. **Alares venæ**, superficial veins at the bend of the arm. **Alaria ossa**, lateral processes of the sphenoid bone.

**Alaris** (*al-a'-ris*) [*ala*, wing]. Wing-shaped. See *Alar*.

**Alary** (*a'-lar-e*) [*ala*, a wing]. In biology, pertaining to wings; wing-shaped.

**Alate** (*a'-lāt*) [*ala*, a wing]. In biology, winged or having winglike borders or expansions; aliferous; aligerous.

**Alate-pinnate** (*a'-lāt-pin'-āt*) [*ala*, a wing; *pinna*, a feather]. In biology, a pinnate leaf having a winged petiole.

**Alba** (*al'-bah*) [L., "white"]. The white fibrous tissue of the brain and nerves.

**Albadara** (*al-bad-a'-rah*) [Arabic]. An old name for the basal joint of the great toe.

**Alban** (*al'-ban*) [*albus*, white],  $\text{C}_{10}\text{H}_{16}\text{O}$ . A white resin that may be extracted from gutta percha.

**Albedo** (*al-be'-dō*) [L., "whiteness"]. Whiteness. **A. retinæ**, retinal edema. **A. unguis**, or *unguium*, the lunula of the nail; the white semilunar place at the root of a finger nail.

**Albescent** (*al-bes'-ent*) [*albescere*, to become white]. Whitish; moderately white.

**Albicans** (*al'-be-kanz*) [*albicare*, to grow white]. White; whitish. Used as the name of either of the *corpora albicantia* at the base of the brain.

**Albicant** (*al'-be-kant*) [*albicare*, to be white]. See *Albescent*.

**Albicantia** (*al-be-kan'-she-ah*) [L.]. Plural of *Albicans*. See *Corpora*.

**Albication** (*al-be-ka'-shun*) [*albicare*, to be white]. In biology, a growing white.



**Albicomus** (*al-be-ko'-mus*) [*albus*, white; *coma*, hair]. Having white hair.

**Albiduria** (*al-bid-ū'-re-ah*) [*albidus*, white; *οὐρὸν*, urine]. White urine.

**Albiflorous** (*al-bif-lo'-rus*) [*albus*, white; *flos*, a flower]. In biology, bearing white flowers.

**Albinism** (*al'-bin-izm*) **Albinismus** (*al-bin-iz'-mus*) [*albus*, white]. *Congenital Achromia*; *Congenital Leucoderma*. That condition of the skin in which there is a congenital absence of pigment unaccompanied by textural changes in the skin, and involving its entire surface, including the pilary filaments and the choroid coats and irides of the eyes. Usually associated with nystagmus, photophobia, and astigmatism.

**Albino** (*al-bi'-no*) [Sp.]. A person affected with albinism. Also an animal or plant differing from the normally colored members of its kind by being white or colorless.

**Albinotic** (*al-bin-ot'-ik*) [Sp.]. Affected with albinism.

**Albinuria** (*al-bin-ū'-re-ah*) [*albus*, white; *οὐρὸν*, to mic-turate]. 1. Chyluria; whiteness of the urine. 2. Albuminuria.

**Albizzia** (*al-bits'-e-ah*) [Ital., *Albizzi*, a Tuscan proper name]. A genus of leguminous plants. *A. anthelmintica*. See *Moussena*.

**Albolene** (*al'-bo-lēn*) [*albus*, white; *oleum*, oil]. A hydrocarbon oil, colorless, tasteless, odorless, and not affected by exposure to air or strong acids. It is a form of lanolin, and is used as an application to inflamed surfaces and for spraying the respiratory passages.

**Albuginea** (*al-bu-jin'-e-ah*) [*albus*, white]. White, or whitish. **A. oculi**, the sclerotic coat of the eye. **A. ovarii**, and **testis**, the tunica albuginea of the ovary and testicle. The spleen, the epididymis, the penis, and the kidneys have each an investment or capsule called *albuginea* or *tunica albuginea*.

**Albugineous** (*al-bu-jin'-e-us*) [*albus*, white]. 1. Whitish. 2. Resembling the white of an egg.

**Albuginitis** (*al-bu-jin-i'-tis*) [*albus*, white; *τις*, inflammation]. Inflammation of a tunica albuginea.

**Albugo** (*al-bu'-go*) [L.]. 1. A white spot, as upon the cornea. 2. A whitish, scaly eruption. 3. The white of an egg.

**Albumen** (*al'-bu-men* or *al-bu'-men*) [*albus*, white]. The white of an egg. See *Albumin*.

**Albumenoid** (*al-bu'-men-oid*). See *Albuminoid*.

**Albumenuria** (*al-bu-men-ū'-re-ah*). See *Albuminuria*.

**Albumimeter** (*al-bu-min'-et-er*) [*albus*, white; *μέτρον*, measure]. An instrument for determining the quantitative estimation of albumin in urine, or in any compound or mixture.

**Albumin** (*al-bu'-min*) [*albus*, white]. A proteid substance, the chief constituent of the body. Its molecule is highly complex and varies widely within certain limits in different organs and conditions. It contains approximately the following percentages: Carbon 51.5 to 54.5; hydrogen 6.9 to 7.3; nitrogen 15.2 to 17.0; oxygen 20.9 to 23.5; sulphur 0.3 to 2.0. Its approximate formula is  $C_{72}H_{112}N_{18}O_{52}S$ . Albumen, white of egg, often called albumin, is largely composed of it. Other varieties are called after their sources or characteristic reactions, as acid-albumin, alkali-albumin, muscle-, serum-, ovum-, vegetable-albumin, etc. Normal albumin is the type of a group of proteids known as albumins. For the various tests for albumin, see *Table of Tests*, under *Test*. See also, *Proteids* and *Native Albumins*. **A. of Bence-Jones**, a variety

found in pseudo-albuminuria. It does not give a precipitate with an excess of  $HNO_3$  except on standing, when a coagulum forms that will be redissolved on heating. **A., Blood**. See *Serum-albumin*. **A., Caseiform**, that variety not coagulated by heat, but precipitated by acids. **A., Circulating**, that found in the fluids of the body. **A. Crystals**. See *Crystalloids*. **A., Derived**, a modification of albumin resulting from the action of certain chemicals. **A., Egg-**. See *Egg-albumin*. **A., Muscle-**, a variety found in muscle-juice. **A., Native**, any albumin occurring normally in the organism. **A., Organic**, that forming an integral part of the tissue. **A., Serum-**. See *Serum-albumin*. **A., Test Solution of**, a filtered solution of the white of an egg in 100 c.c. of distilled water. **A., Vegetable**, that form that is found in various vegetable juices.

**Albuminate** (*al-bu'-min-āt*) [*albus*, white]. The compound of albumin and certain bases, as albuminate of iron, or of iron and potassium, etc.

**Albuminaturia** (*al-bu-min-āt-ū'-re-ah*) [*albus*, white; *οὐρὸν*, urine]. The abnormal presence of albuminates in the urine.

**Albuminiferous** (*al-bu-min-if'-er-us*) [*albumin*; *ferre*, to bear]. See *Albuminiparous*.

**Albuminimeter** (*al-bu-min-im'-et-er*). See *Albumimeter*.

**Albuminin** (*al-bu'-min-in*) [*albumin*]. The non-nitrogenous substance of the cells that enclose the white of birds' eggs.

**Albuminiparous** (*al-bu-min-ip'-ar-us*) [*albumin*; *παρere*, to produce]. Yielding albumin.

**Albuminogenous** (*al-bu-min-ōj'-en-us*) [*albumin*; *γενής*, producing]. Producing albumin.

**Albuminoid** (*al-bu'-min-oid*) [*albumin*; *εἶδος*, form].

1. Resembling albumin. Applied to certain compounds having many of the characteristics of albumin.

2. Any nitrogenous principle of the class of which normal albumin may be regarded as the type. **A. Disease**, also spoken of as *lardaceous*, *waxy*, or *amyloid degeneration*. A form of degeneration usually affecting simultaneously a number of the viscera, and occurring secondarily to some preëxisting disease.

Those viscera most usually the seat of the change are, in the order of frequency, the spleen, liver, kidneys, intestine and lymph glands. The tissues around the capillary vessels are first affected; from these centers it spreads till the whole organ or section presents a pale, glistening, waxy, or bacon-like appearance. This is due to the infiltration of a peculiar proteid substance, lardacein, which, with iodine, gives a deep mahogany brown color, the characteristic test for the disease. The preëxisting trouble is either some chronic suppuration, as in bone or joint disease, or some wasting disease like pulmonary tuberculosis, syphilis, etc. The only way in which the disease may be arrested is by thorough removal of the cause.

**Albuminoids** (*al-bu'-min-oidz*) [*albumin*]. Substances resembling true proteids in their origin and composition. They are amorphous non-crystalline colloids, occurring as organized constituents of the tissues, and also in fluid form. Mucin, Nuclein, Keratin, Fibroin, Spongine, Elastin, Gelatin, Chondrin, etc., are the principal members of the group.

**Albuminometer** (*al-bu-min-om'-et-er*). See *Albumimeter*.

**Albuminone** (*al-bu'-min-ōn*) [*albumin*]. A principle derivable from certain albuminoids; it is not coagulable by heat, and is soluble in alcohol.

**Albuminorrhea** (*al-bu-min-or-e'-ah*) [*albumin*; *ῥοια*, a flow]. Copious abnormal discharge of albumins.

**Albuminose** (*al-bu'-min-ōs*) [*albumin*]. 1. A product of the digestion of fibrin or any albuminoid in very



ALBUMINOMETER.

dilute hydrochloric acid; acid albumin. 2. Albumose, or the product of the digestion of albumin by the gastric juice.

**Albuminosis** (*al-bu-min-o'-sis*) [*albumin*]. Abnormal increase of the albuminous elements in the blood, or the condition that results from such increase.

**Albuminous** (*al-bu'-min-us*) [*albumin*]. Containing, or of the nature of an albumin.

**Albumin-Peptide** (*al-bu'-min-pep'-tōn*). Same as *Albuminose* (2d def.).

**Albumins** (*al-bu'-minz*). See *Albumin*.

**Albuminuria** (*al-bu-min-u'-re-ah*) [*albumin*; *oṽpov*, urine]. The presence in the urine of albumin, a mixture of serum-albumin and serum-globulin in various proportions. True albuminuria must be distinguished from the presence of albumin due to an admixture with the urine of blood, pus, or other albuminous fluid. However, even under these circumstances it must be remembered that true albuminuria may be coexistent. Albumin in the urine may result from a number of causes, *e. g.*, mechanical interference with the renal circulation; from congestion, lesions, and organic diseases of the kidneys themselves; from toxic substances in the blood, such as lead, in which case there is a granular form of nephritis; from changes in the blood due to various diseases, as anemia, purpura, scurvy, and sepsis; in pyrexia; in certain nervous disorders, such as tetanus, delirium tremens, apoplexy, Graves's disease, and epilepsy; in various functional disorders, as dyspepsia, high living, great exertion, *etc.*, and during pregnancy. The etiology of albuminuria is still undetermined, but it is now recognized that it will be produced by any condition that interferes with the nutrition of the glomeruli or renal epithelium.

**A. of Adolescence.** See *A., Cyclic.* **A., Adventitious.** See *A., Pseudo.* **A., Cardiac**, that due to chronic valvular disease. **A., Cyclic**, a condition also known as physiological, simple, functional, or transient albuminuria, or the albuminuria of adolescence, in which a small quantity of albumin appears in the urine, especially of the young, at stated times of the day; hence the term "cyclic." The nature of this phenomenon is not positively known, but it is probably the result of some changes in the renal circulation.

**A., Dietetic**, that due to the ingestion of certain forms of food, especially eggs, cheese, and pastry. **A., Dyscrasic.** See *A., Hematogenous.* **A., False**, a mixture of albumin with the urine during its transit through the urinary passages, where it may be derived from blood, pus, or special secretions that contain albumin.

**A., Febrile**, that due to fever, or associated with acute infectious diseases, slight changes occurring in the glomeruli without organic lesion. **A., Functional.** See *A., Cyclic.* **A., Gouty**, albumin in the urine of elderly people, who secrete a rather dense urine containing an excess of urea. **A., Hematogenous**, that resulting from some abnormal blood-condition, and not due to nephritis. **A., Hepatic**, that form associated with marked disturbance of the hepatic function, as shown by slight jaundice and vague dyspeptic attacks. **A., Intrinsic.** See *A., True.* **A., Mixed**, the presence of a true- and pseudo-albuminuria. **A., Morbid**, that due to any pathological condition. **A., Nephrogenous**, that due to renal disease.

**A., Neurotic**, that due to nervous disorders. **A., Paroxysmal.** See *A., Cyclic.* **A., Physiological**, the presence of albumin in normal urine, without appreciable coexisting renal lesion or diseased condition of the system. **A., Pseudo-**, *A., Adventitious*: albuminuria dependent upon the presence of such fluids as blood, pus, lymph, spermatic fluid, or the contents of an abscess-cavity, in the urine. **A., Simple.** See

*A., Cyclic.* **A., Temporary**, that lasting but for a short time. **A., Tests of.** See *Table of Tests*, under *Test.* **A., Transient.** See *A., Cyclic.* **A., True**, *A., Intrinsic*; that due to the excretion of a portion of the albuminous constituents of the blood with the water and salts of the urine.

**Albuminuric** (*al-bu-min-u'-rik*) [*albumin*; *oṽpov*, urine]. Associated with, of the nature of, or affected by, albuminuria. **A. Retinitis.** See *Retinitis*.

**Albuminorrhœa** (*al-bu-min-u-ror-re'-ah*) [*albumin*; *oṽpov*, urine; *ῥοια*, a flowing]. See *Albuminuria*.

**Albumose** (*al'-bu-mōs*) [*albumin*]. Any albuminoid substance ranking among the first products of the splitting up of proteids by enzymes, and intermediate between the food-albumins and the typical peptones. According to Kühne there are at least two albumoses, *antialbumose* and *hemialbumose*. The latter, after the precipitation and filtering off of the para-peptones, *e. g.*, in the peptic digestion of fibrin, yields the following: 1. *Protalbumose*, soluble in hot and cold water and precipitable by NaCl in excess. 2. *Deuteroalbumose*, soluble in water, not precipitated by NaCl in excess, unless an acid be added at the same time. 3. *Heteroalbumose*, insoluble in hot or cold water, soluble in dilute or more concentrated solutions of NaCl, and precipitable from these by excess of the salt. 4. *Dysalbumose*, same as heteroalbumose, except that it is insoluble in salt solutions.

**Albumosuria** (*al-bu-mōs-u'-re-ah*) [*albumose*; *oṽpov*, urine]. The abnormal presence of an albumose in the urine.

**Alburnum** (*al-ber'-num*) [L., "sap-wood"]. In biology, young wood, sap-wood.

**Alcahest** (*al'-ka-hest*) [Uncertain derivation]. An old name for the supposed universal solvent, and for a medicine curative of all congestions. **A. of Glauber**, a crude potassium carbonate derived from the burning of potassium nitrate with hot coals.

**Alkali** (*al'-ka-li*). See *Alkali*.

**Alcaptone** (*al-kap'-tōn*). See *Alkapton*.

**Alcaptonuria** (*al-kap-tōn-u'-re-ah*). See *Alkaptonuria*.

**Alchemist** (*al'-kem-ist*) [Origin doubtful]. One who practices alchemy.

**Alchemy** (*al'-kem-e*) [Arab., of doubtful derivation]. The supposed art of the transmutation of metals (into gold) and of finding a remedy for all diseases. Modern chemistry is the development of this chimerical medieval dream.

**Al'cock's Canal.** See *Canal*.

**Alcohol** (*al'-ko-hol*) [*al*, the; *koh'l*, finely powdered antimony]. Ethyl alcohol,  $C_2H_6O$ . A liquid obtained by the distillation of fermented grain or starchy substance. It is used in pharmacy as a solvent for resins, and as a base for all tinctures. Commercial alcohol contains 91 per cent. of absolute alcohol, with 9 per cent. of water. It is inflammable, colorless, and possesses a pungent odor and burning taste. Sometimes it is used externally as a stimulant lotion. Internally, it is a powerful cerebral excitant; in large doses a depressant, narcotic poison, producing muscular incoordination, delirium, and coma. It is a food within the limits of 3j-3j per day; its continued use is apt to result in epilepsy, amblyopia, and insanity. In the form of wine, whisky, or brandy, it is valuable in diphtheria, adynamic fevers, and poisoning by cardiac depressants. **A., Absolute**, spirit containing no water. **A., Amyl**,  $C_5H_{12}O$ , commonly known as "*Potato Spirit*" and "*Fusel Oil*"; a transparent, colorless liquid. **A., Anhydrous**, one free from water. **A., Aromatic**, an alcohol containing phenyl. **A., Benzyl**,  $C_6H_5O$ , obtained from benzaldehyd by the action of sodium amalgam. It is a



colorless liquid, with a faint aromatic odor; boils at 206°; its sp. gr. at 0° is 1.062. It dissolves with difficulty in water, but readily in alcohol and ether. **A. deodoratum**, deodorized alcohol, containing 92.5 per cent. by weight of ethyl-alcohol and 7.5 per cent. of water. **A., Dilute**, composed of 41 per cent. by weight of ethyl-alcohol. **A., Ethyl.** See *Alcohol*. **A. of Fermentation**, has a disagreeable odor; boils at 129–130°; occurs in fusel-oil; consists mainly of inactive isobutyl carbinol. **A., Methyl**,  $\text{CH}_3\text{O}$ , known as "Wood Spirit." **A., Phenic.** See *Acid, Carbohic*.

**Alcoholate** (*al'-ko-hol-ät*) [*al*, the; *koh'l*, finely powdered antimony]. 1. A chemical compound, as a salt, into which an alcohol enters as a definite constituent. 2. A preparation made with alcohol.

**Alcoholature** (*al'-ko-hol'-at-chür*) [*al*, the; *koh'l*, finely powdered antimony; Fr. *alcoholature*]. An alcoholic tincture, especially one prepared with fresh plants.

**Alcoholic** (*al'-ko-hol'-ik*) [*al*, the; *koh'l*, finely powdered antimony]. 1. Pertaining to, containing, or producing alcohol. 2. One addicted to the use of spirituous drinks. **A. Radicals**, the name applied to the univalent radicals,  $\text{C}_n\text{H}_{2n+1}$ .

**Alcoholica** (*al'-ko-hol'-ik-ah*) [*al*, the; *koh'l*, finely powdered antimony]. In pharmacy, alcoholic preparations.

**Alcoholimeter** (*al'-ko-hol-im'-et-er*). See *Alcoholometer*.

**Alcoholimetry** (*al'-ko-hol-im'-et-re*). See *Alcoholometry*.

**Alcoholism** (*al'-ko-hol-izm*) [*al*, the; *koh'l*, finely powdered antimony]. The morbid results of excessive or prolonged use of alcoholic liquors. The term **acute A.** has been used as a synonym for inebriety. The **chronic** form is associated with severe lesions or disturbances of the digestive, respiratory, and nervous systems.

**Alcoholismus** (*al'-ko-hol-iz'-mus*). Syn. of *Alcoholism*.

**Alcoholization** (*al'-ko-hol-iz-a'-shun*) [*al*, the; *koh'l*, finely powdered antimony]. The art or process of alcoholizing; the state of being alcoholized; the product of the process of alcoholizing.

**Alcoholize** (*al'-ko-hol-iz*) [*al*, the; *koh'l*, finely powdered antimony]. 1. To impregnate with or blend with alcohol. 2. To convert into an alcohol. 3. To reduce to a very subtle powder.

**Alcoholometer** (*al'-ko-hol-om'-et-er*) [*alcohol*; μέτρον, a measure]. A hydrometer or other instrument used in determining the percentage of alcohol in any liquid.

**Alcoholometry** (*al'-ko-hol-om'-et-re*) [*alcohol*; μέτρον, a measure]. The determination of the proportion of alcohol present in any liquid.

**Alcoholophilia** (*al'-ko-hol-o-fil'-e-ah*) [*alcohol*; φίλος, to love]. The appetite for strong drink; a craving for intoxicants.

**Alcohols** (*al'-ko-holz*) [*al*, the; *koh'l*, finely powdered antimony]. A series of neutral compounds resembling bases exhibiting gradations corresponding to their increase in molecular weight. They are derived from the normal hydrocarbons by replacing hydrogen with the group OH. The lower alcohols are mobile liquids, readily dissolving in water and possessing the characteristic alcohol odor; the intermediate members are more oily, and dissolve with difficulty in water; while the higher are crystalline solids without odor or taste. The alcohols resemble the fats. Their boiling-points increase gradually (with similar structure) in proportion to the increase of their molecular weights. See *Table A.*, **Diatomic**, those formed by replacing two atoms of hydrogen in a hydrocarbon by two molecules of hydroxyl. **A., Dibasic.** See *A., Diatomic*. **A., Dihydric.** See *Glycols*, and *Table of Alcohols*. **A., Divalent.** See

*Glycols*. **A., Hexahydric**, alcohols containing six hydroxyl groups attached to six different carbon atoms. They approach the sugars very closely in their properties, having a very sweet taste, but differ from them in

## TABLE OF THE ALCOHOLS.

## 1. OF THE FATTY COMPOUNDS.

SERIES 1.—ALCOHOLS,  $\text{C}_n\text{H}_{2n+1}\text{OH}$ ,

NAME.	FORMULA.	PHYSICAL CONDITION.	BOILING POINT. (Centigrade.)	SPECIFIC GRAVITY.
Methyl ( <i>Wood Spirit</i> ), . . . . .	$\text{CH}_3\text{O}$	Liquid.	66°	0.796 at 20°
Ethyl, . . . . .	$\text{C}_2\text{H}_5\text{O}$	Liquid.	78-3°	0.78945 at 20° 0.80625 at 0°
Propyl, . . . . .	$\text{C}_3\text{H}_7\text{O}$	Liquid.	97.4°	0.8044 at 20°
Butyl, . . . . .	$\text{C}_4\text{H}_{10}\text{O}$	Liquid.	116.8°	0.8099 at 20°
Amyl, . . . . .	$\text{C}_5\text{H}_{12}\text{O}$	Liquid.	137°	0.8168 at 20°
Hexyl, . . . . .	$\text{C}_6\text{H}_{14}\text{O}$	Liquid.	157°	0.819 at 23°
Heptyl ( <i>Eunanthyl</i> ), . . . . .	$\text{C}_7\text{H}_{16}\text{O}$	Liquid.	175°	. . .
Octyl, . . . . .	$\text{C}_8\text{H}_{18}\text{O}$	Liquid.	190-192°	0.830 at 16°
Nonyl, . . . . .	$\text{C}_9\text{H}_{20}\text{O}$	. . . . .	. . . . .	. . . . .
Decyl, . . . . .	$\text{C}_{10}\text{H}_{22}\text{O}$	Solid.	43.5°	. . . . .
Undecetyl, . . . . .	$\text{C}_{11}\text{H}_{24}\text{O}$	Solid.	. . .	. . . . .
Dodecetyl, . . . . .	$\text{C}_{12}\text{H}_{26}\text{O}$	Solid.	119°	. . . . .
Tridecetyl, . . . . .	$\text{C}_{13}\text{H}_{28}\text{O}$	Solid.	. . . . .	. . . . .
Tetradecetyl, . . . . .	$\text{C}_{14}\text{H}_{30}\text{O}$	Solid.	167°	. . . . .
Pentadecetyl, . . . . .	$\text{C}_{15}\text{H}_{32}\text{O}$	Solid.	. . . . .	. . . . .
Hexadecyl ( <i>Cetyl</i> ), . . . . .	$\text{C}_{16}\text{H}_{34}\text{O}$	Solid.	. . . . .	. . . . .
Heptadecyl, . . . . .	$\text{C}_{17}\text{H}_{36}\text{O}$	Solid.	. . . . .	. . . . .
Octodecyl, . . . . .	$\text{C}_{18}\text{H}_{38}\text{O}$	Solid.	210°	. . . . .
Ceryl ( <i>Cerotin</i> ), . . . . .	$\text{C}_{27}\text{H}_{56}\text{O}$	Solid.	. . . . .	. . . . .
Mellissyl, . . . . .	$\text{C}_{30}\text{H}_{62}\text{O}$	Solid.	. . . . .	. . . . .

SERIES 2.—UNSATURATED ALCOHOLS,  $\text{C}_n\text{H}_{2n-1}\text{OH}$ .

Vinyl, . . . . .	$\text{C}_2\text{H}_3\text{O}$	Does not exist in the free state.	. . . . .	. . . . .
Allyl, . . . . .	$\text{C}_3\text{H}_5\text{O}$	Liquid.	96-97°	0.8540 at 20°
Crotyl, . . . . .	$\text{C}_4\text{H}_7\text{O}$	Liquid.	117-120°	. . . . .

SERIES 3.—UNSATURATED ALCOHOLS,  $\text{C}_n\text{H}_{2n-3}\text{OH}$ . Acetylene Series.

Propargyl, . . . . .	$\text{C}_3\text{H}_3\text{O}$	Liquid.	114-115°	0.9715 at 20°
----------------------	--------------------------------	---------	----------	---------------

The only known alcohol of this series.

## 2. OF THE AROMATIC OR BENZENE SERIES.

## SERIES 1.—PRIMARY ALCOHOLS.

Benzyl, . . . . .	$\text{C}_7\text{H}_5\text{O}$	Liquid.	206°	1.062 at 0°
Tolyl, . . . . .	$\text{C}_8\text{H}_9\text{O}$	Liquid.	212°	1.033 at 20°
Phenyl Propyl, . . . . .	$\text{C}_9\text{H}_{13}\text{O}$	Liquid.	235°	. . . . .
Cumin, . . . . .	$\text{C}_{10}\text{H}_{17}\text{O}$	Liquid.	246°	. . . . .



TABLE OF THE ALCOHOLS.—*Continued.*

## SERIES 2.—Divalent (DIHYDRIC) ALCOHOLS.

NAME.	FORMULA.	PHYSICAL CONDITION.	BOILING POINT. (Centigrade.)	SPECIFIC GRAVITY.
Benzylene-Glycol,	$C_7H_8O_2$	Does not exist in the free state.	...	...
Tolylene( <i>Phthalyl</i> )	$C_8H_{10}O_2$	...	...	...
Styrolene, . . . .	$C_8H_{10}O_2$	Solid.	...	...
Benzoyl Carbinol,	$C_8H_8O_2$	Solid.	...	...

## SERIES 3.—OXY- OR PHENOL ALCOHOLS.

Oxy-benzyl, . . .	$C_7H_8O_2$	Solid.	...	...
Anisyl, . . . . .	$C_8H_{10}O_2$	Solid.	259°	...
Piperonyl, . . . .	$C_8H_8O_3$	Solid.	...	...
Vanillin, . . . . .	$C_8H_{10}O_3$	Solid.	...	...
Phenyl Glycerol, .	$C_9H_{12}O_3$	Solid.	...	...
Mesicerin, . . . .	$C_9H_{12}O_3$	Liquid.	...	...

that they do not reduce an alkaline copper solution and are not fermented by yeast. Moderate oxidation converts them into glucoses,  $C_6H_{12}O_6$ . They are obtained from the latter by the action of sodium amalgam. **A., Monatomic.** See *A., Monovalent*. **A., Monohydric.** See *A., Monovalent*. **A., Monovalent** (*Monohydric*), products of the replacement of one atom of hydrogen of the hydrocarbons by the hydroxyl group HO. **A., Normal**, primary alcohols in which the replacing group possesses normal structure. **A., Primary**, products of the replacement of one hydrogen atom in carbinol by alkyls. **A., Secondary**, products of the replacement of two hydrogen atoms in carbinol by alkyls. **A., Tertiary**, products of the replacement of all of the three hydrogen atoms of carbinol by alkyls. **A., Triatomic**, those formed by replacing three atoms of hydrogen in a hydrocarbon by three molecules of hydroxyl. **A., Unsaturated**, those derived from the unsaturated alkylens in the same manner as the normal alcohols are obtained from their hydrocarbons. In addition to the general character of alcohols, they are also capable of directly binding two additional affinities. See *Table*.

**Alcoömeter** (*al-ko-om'-et-er*). See *Alcoholometer*.

**Alcornin** (*al-kor'-nin*) [Sp.]. A peculiarly fatty, crystallizable substance, supposed to be the active principle of alcornoque.

**Alcornoque** (*al-kor-no'-kwa*) [Sp.]. 1. Cork, or the cork-oak. 2. The *Alchornea latifolia*, a euphorbiaceous tree of tropical America. Its bark is bitter and tonic, and has been used as a remedy in phthisis. Unof.

**Aldane** (*al'-dän*) [See *Aldehyd*]. A chemical compound formed by uniting two or more molecules of an aldehyd and removing the aqueous elements.

**Aldehyd** (*al'-de-hid*) [*al*, the first syllable of alcohol; *dehyd*, from *dehydratus*],  $C_2H_4O$ . Alcohol deprived of two atoms of hydrogen, or *acetic aldehyd*. It is a colorless, limpid liquid, with a characteristic odor. When exposed to the air or to oxygen it is converted into acetic acid. It boils at 20.8°, and has a sp. gr.

of 0.8009 at 0°. It is miscible in all proportions with water, ether, and alcohol. Internally it produces intoxication, anesthesia, and asphyxia. The vapor is used in catarrhal congestions and ozena. **A., Anisic**,  $C_8H_8O_2$ , results on oxidizing various essential oils (anise, fennel, *etc.*) with dilute  $HNO_3$ . A colorless oil of sp. gr. 1.123 at 15°, and boiling at 248°. **A., Benzoic**,  $C_7H_6O$ , the oil of bitter almonds. **A., Cinnamic**,  $C_9H_8O$ , the chief ingredient of the essential oil of cinnamon and cassia. It is a colorless, aromatic oil, that sinks in water and boils at 247°. **A., Formic**, is asserted to have extreme value as a microbicide and antiseptic, even its fumes and its solution of one part in 20,000 being destructive to various pathogenic germs. **A., Protocatechuic**,  $C_6H_3(OH)(OH).CHO$ , the parent substance of vanillin and piperonal, prepared from pyrocatechin by the action of chloroform. It dissolves readily in water, forms brilliant crystals, and melts at 150°. **A., Salicylic**,  $C_6H_4(OH).CHO$ , occurs in the volatile oils of the different varieties of *Spiræa*. It is an oil with an aromatic odor, boiling at 196°, with a sp. gr. at 15° of 1.172; easily soluble in water, and colors the skin an intense yellow.

**Aldehydene** (*al-de-hi'-dën*) [*aldehyd*],  $C_2H_3$ . A chemical radicle derived from ethylene.

**Aldehyds** (*al'-de-hidz*) [See *Aldehyd*]. A class of compounds intermediate between alcohols and acids, derived from their corresponding primary alcohols by the oxidation and removal of two atoms of hydrogen, and converted into acids by the addition of an atom of

## TABLE OF THE ALDEHYDS.

## A. OF THE FATTY COMPOUNDS.

I. ALDEHYDS OF THE PARAFFIN SERIES,  $C_nH_{2n}O$ .

NAME.	FORMULA.	PHYSICAL CONDITION.	MELTING POINT. (Centigrade.)	BOILING POINT. (Centigrade.)	SPECIFIC GRAVITY.
Methyl ( <i>Formic</i> ), . .	$CH_2O$	Gas	...	...	...
Acetaldehyd, .	$C_2H_4O$	Liquid	...	20.8°	0.8009 at 0°
Propionic, . .	$C_3H_6O$	Liquid	...	49°	0.8066 at 20°
Butyraldehyd,	$C_4H_8O$	Liquid	...	75°	0.8170 at 20°
Amyl, . . . . .	$C_5H_{10}O$	Liquid	...	102°	...
Caproyl, . . .	$C_6H_{12}O$	Liquid	...	128°	...
Enanthylic, . .	$C_7H_{14}O$	Liquid	...	153-154°	...
Decatoic ( <i>Capric</i> ), . .	$C_{10}H_{20}O$	Solid	...	106° (15 mm.)	...
Dodecattylic ( <i>Lauric</i> ), . .	$C_{12}H_{24}O$	Solid	44.5°	142° (22 mm.)	...
Tetradecattylic ( <i>Myristalde-</i> <i>hyd</i> ), . . . .	$C_{14}H_{28}O$	Solid	52.5°	168° (22 mm.)	...
Hexadecattylic ( <i>Palmitic</i> ), .	$C_{16}H_{32}O$	Solid	58.5°	192° (22 mm.)	...
Octadecattylic ( <i>Stearaldehyd</i> ),	$C_{18}H_{36}O$	Solid	63.5°	192° (22 mm.)	...

TABLE OF THE ALDEHYDS.—*Continued.*2. UNSATURATED ALDEHYDS,  $C_nH_{2n-2}O$ .

NAME.	FORMULA.	PHYSICAL CONDITION.	MELTING POINT. (Centigrade.)	BOILING POINT. (Centigrade.)	SPECIFIC GRAVITY.
Acrylaldehyd,	$C_3H_4O$	Liquid	...	52°	0.8410 at 20°
Crotonaldehyd,	$C_4H_6O$	Liquid	...	104-105°	1.033 at 0°

## B. OF THE AROMATIC OR BENZENE SERIES.

## 1. MONOVALENT ALDEHYDS.

Benzaldehyd, .	$C_7H_6O$	Liquid	...	179°	1.050 at 15°
Toluic, . . . .	$C_8H_8O$	Liquid	...	206°	...
Phenyl-propyl,	$C_9H_{10}O$	Liquid	...	...	...
Cumic, . . . .	$C_{10}H_{12}O$	Liquid	...	235°	0.973 at 13°

## 2. DIALDEHYDS.

Phthalaldehyd,	$C_8H_6O$	Liquid	...	...	...
Phenyl-lactic, .	$C_9H_{10}O_2$	...	...	...	...

## 3. OXY-ALDEHYDS.

Salicylic, . . .	$C_7H_6O_2$	Liquid	...	196°	1.172 at 15°
Anisic, . . . .	$C_8H_8O_2$	Liquid	...	248°	1.123 at 15°
Protocatechuic,	$C_7H_6O_3$	Solid	150°	...	...
Vanillin, . . .	$C_8H_8O_3$	Solid	80-81°	...	...

oxygen. They contain the group COH. They exhibit in their properties a gradation similar to that of the alcohols. The lower members are volatile liquids, soluble in water, and have a peculiar odor, but the higher are solids, insoluble in water, and cannot be distilled without decomposition. See *Table*.

**Aldepalmitic Acid** (*al-de-pal-mil'-ik as'-id*). See *Acid, Aldepalmitic*.

**Alder** (*al'-der*). See *Alnus*.

**Al'derman's Nerve**. See *Arnold's Nerve*, in *Nerve Table*.

**Aldin** (*al'-din*) [see *Aldehyd*]. An amorphous basic chemical substance, formed from an ammonia compound of aldehyd. Several aldins are known.

**Aldol** (*al'-dol*) [see *Aldehyd*],  $C_4H_8O_2$ . A colorless, odorless liquid, obtained by the action of dilute HCl on crotonaldehyd and acetaldehyd. It is miscible with water, and at 0° has a sp. gr. of 1.120; upon standing, it changes to a sticky mass that cannot be poured.

**Aldoses** (*al'-do-séz*) [see *Aldehyd*]. The aldehyd alcohols, containing the atomic group  $CH(OH).CHO$ .

**Aldoxim**, or **Aldoxime** (*al-doks'-im*) [see *Aldehyd*]. Products of the combination of aldehyds or ketones and free hydroxylamin. They are usually liquid bodies that boil without decomposition.

**Ale** (*al*) [A. S., *ealw*]. An alcoholic beverage brewed from malt and hops. It contains from three to seven per cent. of alcohol. See *Malt Liquors*.

**Aleatico** (*al-e-a'-tik-o*) [It.]. An excellent sweet red wine, prepared in Tuscany, and esteemed one of the best and most delicate stimulants of its class.

**Alecithal** (*ah-les'-ith-al*) [*à* priv.; *λεκιθος*, yolk]. A term applied to certain ova having the food-yolk absent, or present only in very small quantity.

**Alegar** (*al'-le-gar*) [A. S., *ealw*; *egar*, sour]. Vinegar made of ale.

**Alembic** (*al-em'-bik*) [Arab., *al*, the; *ἀμβιξ*, a cup]. A vessel used for distillation.

**Alembroth** (*al-em'-broth*) [Origin unknown]. An old name for a compound of the chlorid of ammonium and mercury. Its solution has been used of late as an antiseptic.

**Alepidote** (*ah-lep'-e-dot*) [*à* priv.; *λεπίς*, a scale]. Without scales, as certain fishes.

**Aleppo Boil, Button, Evil, Pustule, or Ulcer**. See *Furunculus orientalis*.

**Aletrin** (*al'-et-rin*). See *Aletris*.

**Aletris** (*al'-et-ris*). Star Grass, Unicorn Root, Starwort, Colic Root. The root of *A. farinosa*. Tonic, diuretic, and anthelmintic. Formerly a popular domestic remedy in colic, dropsy, and chronic rheumatism. Dose of fld. ext.  $\mathfrak{m}_{x-xxx}$ ; of tincture (1 in 8 proof spirit)  $\mathfrak{z}$ i-ij; of *aletrin*, the extractive, gr.  $\mathfrak{v}$ /<sub>4</sub>-iv. **A. Cordial**. Dose  $\mathfrak{z}$ j three times daily. Unof.

**Aleukemia** (*ah-lu-ke'-me-ah*) [*à* priv.; *λευκός*, white; *αἷμα*, blood]. Deficiency in the proportion of white cells in the blood.

**Aleurometer** (*al-u-rom'-et-er*) [*ἄλευρον*, flour; *μέτρον*, a measure]. An instrument used for the examination of crude gluten as to its power of distending under the influence of heat, as a means of judging of the value of a flour for bread-making. A similar instrument, termed an *aleuroscope*, has also been invented.

**Aleuronat** (*al-u'-ro-nat*) [*ἄλευρον*, flour]. A vegetable albumin used as a substitute for bread in cases of diabetes.

**Aleurone** (*al-u'-rôn*) [*ἄλευρον*, fine flour]. Proteid matter in the form of small rounded particles, found in seeds.

**Aleuroscope** (*al-u'-ro-skôp*) [*ἄλευρον*, flour; *σκοπεῖν*, to view]. See *Aleurometer*.

**Alexander-Adam's Operation**. See *Operations, Table of*.

**Alexanderism** (*al-eks-an'-der-izm*) [*Alexander*]. The insanity of conquest; agriothymia ambitiosa.

**Alexander's Operation**. See *Operations, Table of*.

**Alexeteric** (*al-eks-e-ter'-ik*) [*ἀλεξήτιρ*, defender]. Good against poison, venom, or infection.

**Alexia** (*al-eks'-e-ah*) [*à* priv.; *λέξις*, word]. Word-blindness. A form of aphasia and a special type of psychical blindness, in which the patient is unable to recognize ordinary written or printed characters. **A., Musical**, musical blindness; pathological loss of the ability to read music.

**Alexifer** (*al-eks'-if-er*) [*ἀλέξίς*, help; *φέρειν*, to bear]. A remedy or object that serves as an amulet or antidote against poison.

**Alexin** (*al-eks'-in*) [*ἀλέξίς*, help]. 1. Any defensive proteid; any phylaxin or sozin. 2. An antibacterial substance found by Hankin in the blood of certain animals and giving immunity to certain toxins. 3. A synonym for *Tuberculoicidin*.

**Alexipharmac**, or **Alexipharmic** (*al-eks-e-far'-mak*, or *-mik*) [*ἀλέξιν*, to repel; *φάρμακον*, a poison]. A medicine neutralizing a poison.

**Alexipharmacon** (*al-eks-e-far'-mak-on*) [*ἀλέξιν*, to repel; *φάρμακον*, a poison]. Any alexipharmac medicine.

**Alexipyretic** (*al-eks-e-pi-re'-ik*) [*ἀλέξιν*, to ward off; *πυρετός*, a fever]. A febrifuge.

**Alexiteric** (*al-eks-e-ter'-ik*). See *Alexeteric*.

**Aleze** (*ah-léz*) [Fr., *alèze*]. A cloth to protect the bed from becoming soiled by excreta, etc.



**Alfonsin** (*al-fon'-sin*) [from Alfonso Ferri, a sixteenth century surgeon]. An old form of bullet extractor.

**Algæ** (*al'-je*) [*alga*, a seaweed]. A group of acotyledonous plants, of simple vegetable construction, living mostly in the water.

**Algaroth** (*al'-gar-oth*) [It., *Algarotti*, the Veronese physician]. Oxychlorid of antimony.

**Algedo** (*al-je'-do*) [*ἄλγηδών*, pain]. Severe pain in the generative organs and extending to the urinary organs, sometimes arising from a sudden stoppage of gonorrhea.

**Algeficient** (*al-je-fa'-shent*) [*algere*, to be cool; *facere*, to make]. Cooling.

**Algeinuresis** (*al-jin-u-re'-sis*) [*ἄλγειν*, to feel pain; *οὐρησις*, urination]. Painful urination.

**Algera**, or **Algeros** (*al-je'-rah*, or *-ros*) [*ἄλγηρός*, painful]. Painful; characterized by pain.

**Algesia** (*al-je'-ze-ah*) [*ἄλγησις*, pain]. Pain; suffering.

**Algesichronometer** (*al-je-ze-kro-nom'-et-er*) [*ἄλγησις*, pain; *χρόνος*, time; *μέτρον*, a measure]. An instrument used to note the lapse of time before a nerve center responds to a painful stimulus.

**Algesimeter** (*al-jes-im'-et-er*) [*ἄλγησις*, pain; *μέτρον*, a measure]. An instrument for determining the acuteness of the sense of pain.

**Algesis** (*al-je'-sis*). See *Algesia*.

**Algesthesis**, or **Algæsthesia** (*al-jes-the'-sis*) [*ἄλγος*, pain; *αἴσθησις*, feeling]. The perception of pain; any painful disease.

**Algetic** (*al-je'-ik*) [*ἄλγειν*, to have pain]. Pertaining to, or producing, pain.

**-algia** (*al'-je-ah*) [*ἄλγος*, pain]. A suffix denoting pain, as odontalgia, neuralgia, etc.

**Aldid** (*al'-jid*) [*algidus*, cold]. Cold, chilly. **A. Fever**, a pernicious intermittent fever, with great coldness of the surface of the body. **A. Cholera**, Asiatic cholera.

**Algin** (*al'-jin*) [*alga*, a seaweed]. Alginic acid; a gummy substance derivable from seaweeds and forming a good substitute for gum arabic.

**Algology** (*al-gol-ō-jī*) [*alga*, a seaweed; *λέγειν*, speak]. That department of botany treating of algæ, phycolgy.

**Algometer** (*al-gom'-et-er*) [*ἄλγος*, pain; *μέτρον*, a measure]. An instrument for testing the sensibility of a part to pain.

**Algotmetry** (*al-gom'-et-re*) [*ἄλγος*, pain; *μέτρον*, a measure]. The testing of pain.

**Algophobia** (*al-go-fō'-be-ah*) [*ἄλγος*, pain; *φόβος*, dread]. Unreasonable or morbid dread of pain.

**Algophobic** (*al-go-fō'-bik*) [*ἄλγος*, pain; *φόβος*, dread]. Characterized by algophobia.

**Algophobist** (*al-go-fō'-bist*) [*ἄλγος*, pain; *φόβος*, dread]. One who morbidly dreads pain.

**Algor** (*al'-gor*) [L.]. A sense of chilliness or coldness. *A. Progressivus*. Syn. of *Scleroderma Neonatorum*.

**Algos** (*al'-gos*) [*ἄλγος*, pain]. Pain; a painful disease, or attack.

**Algotis** (*al-go'-sis*) [*alga*, seaweed]. The causation of disease by certain plants, as algæ.

**Algospasm** (*al-go-spazm*) [*ἄλγος*, pain; *σπασμός*, spasm]. Painful spasm or cramp.

**Alibert's Ke'loid**. See *Ke'loid* and *Diseases, Table of*.

**Alibility** (*al-ib-il'-e-te*) [*alibilis*, nutritive]. Availability of a nutritious substance for absorption and assimilation.

**Alible** (*al'-i-bl*) [*alibilis*, nutritive]. Nutritive; absorbable and assimilable.

**Alicant** (*al'-ik-ant*) [from *Alicante*, in Spain]. A strong, sweet, and dark-colored Spanish wine.

**Alices** (*al'-is-ee*) [L.]. Red spots preceding the pustulation in smallpox.

**Alienation** (*al-yen-a'-shun*) [*alienatio*; *alienare*, to withdraw]. Mental derangement, insanity.

**Alienist** (*āl'-yen-is-t*) [*alienare*, to withdraw]. One who treats mental diseases; a specialist in the treatment of insanity.

**Aliethmoid** (*al-e-eth'-moid*) [*ala*, a wing; *ἰθμός*, a strainer]. In birds, the wing of the ethmoidal portion of the orbito-nasal cartilage.

**Aliferous** (*al-if'-er-us*) [*ala*, a wing; *ferre*, to bear]. Winged; alate; aligerous.

**Aliform** (*al'-if-orm*) [*ala*, wing; *forma*, shape]. Wing-shaped. **A. Process**, the wing of the sphenoid. See *Alisphenoid*. *Aliformes musculi* (*al-if-or'-mēs mus'-ku-lī*). The aliform or wing-shaped muscles; the pterygoid muscles.

**Aligerous** (*al-ij'-er-us*) [*ala*, wing; *gerere*, to bear]. Having wings; alate; aliferous.

**Aliment** (*al'-im-ent*) [*alimentum*, from *alimentare*, to nourish]. Nourishment, food. A substance that, acted upon by the digestive and assimilative organs, yields the sources and repairs the losses of heat, force, or the tissues of the body.

**Alimentary** (*al-im-en'-ta-re*) [*alimentum*, from *alimentare*, to nourish]. Nourishing. **A. Bolus**, the food after mastication and just prior to swallowing. **A. Canal, Duct, System**, or **Tube**, the digestive tube from the lips to the anus, with its accessory glands.

**Alimentation** (*al-im-en-ta'-shun*) [*alimentare*, to nourish]. The process of the reception and conversion of food into material fit for nourishment. **A., Rectal**, the nourishing of a patient by the administration of small quantities of concentrated food through the rectum. There are many formulæ for these nutritious enemata, the most important of which are the following: 1. *Leube's Pancreatic-meat Emulsion*.—"For rectal alimentation: chop five ounces of finely-scraped meat still finer, add to it one and a-half ounces of finely-chopped pancreas, free from fat, and then three ounces of lukewarm water; stir to the consistency of a thick pulp. Give at one time, care being taken to wash out the rectum with water about an hour before." 2. *Mayet's Formula*.—"Fresh ox-pancreas 150 to 200 grams; lean meat 400 to 500 grams. Bruise the pancreas in a mortar with water at a temperature of 37° C., and strain through a cloth. Chop the meat and mix thoroughly with the strained fluid, after separating all the fat and tendinous portions. Add the yolk of one egg, let stand for two hours, and administer at the same temperature, after having cleansed the rectum with an injection of oil. This quantity is sufficient for 24 hours' nourishment, and should be administered in two doses." 3. *Rennie's Formula*.—"Add to a bowl of good beef-tea one-half pound of lean, raw beefsteak pulled into shreds. At 99° F. add one drachm of fresh pepsin and one-half drachm of dilute HCl. Place the mixture before the fire and let it remain for four hours, stirring frequently. The heat must not be too great, or the artificial digestive process will be stopped altogether. It is better to have the mixture too cold than too hot. If alcohol is to be given it should be added at the last moment. Eggs may also be added, but should be previously well beaten." 4. *Peaslee's Formula*.—"Crush or grind a pound of beef-muscle fine; then add one pint of cold water; allow it to macerate 40 minutes, and then gradually raise it to the boiling point; allow it to boil for two minutes—no more—and then strain." 5. *Flin's Mixture*.—"Milk 3 ij, whisky 3 ss, to which add half an egg."

**Alimentivity** (*al-im-en-tiv'-i-te*) [*alimentare*, to nourish]. The instinct that impels the animal organism to take food or nourishment.



**Alinasal** (*al-in-a'-sal*) [*ala*, a wing; *nasus*, the nose]. Pertaining to the *ala nasi*, or wing of the nose.

**Aliped** (*al'-ip-ed*) [*ala*, a wing; *pes*, a foot]. Characterized by having the fingers or toes connected by a membrane, for purposes of flight.

**Aliptic** (*al-ip'-tik*) [*ἀλειπτικός*]. 1. Relating to inunction. 2. Gymnastic; pertaining to physical culture.

**Alisma** (*al-iz'-mah*) [*ἄλισμα*, plantain]. A genus of endogenous plants. *A. plantago*, or water plantain, has pungent, acrid qualities, and is used as a diuretic and stimulant. Unof.

**Alismin** (*al-iz'-min*) [*ἄλισμα*, plantain]. An extractive or precipitate, obtained from the tincture of *Alisma plantago*.

**Alisphenoid** (*al-is-fe'-noid*) [*ala*, a wing; *σφῆν*, a wedge; *εἶδος*, form]. 1. Pertaining to the greater wing of the sphenoid bone. 2. That bone which in adult life forms the main portion of the greater wing of the sphenoid.

**Alizarin** (*al-iz-a'-rin*) [Arab., *al*, the; *āzārah*, to extract],  $C_{14}H_8O_4$ . The red coloring principle occurring in the madder plant, *Rubia tinctorium*, and in anthracene, a coal-tar product. It occurs in red prismatic crystals, readily soluble in ether and alcohol. The alizarins form a group of the anthracene colors. See *Conspectus of Pigments* under *Pigment*. **A. Blue**, a crystalline blue coloring matter formed by heating nitroalizarin in combination with  $H_2SO_4$  and glycerin. **A. Red**, a pale flesh-color used in dyeing.

**Alkahest** (*al'-ka-hest*). Same as *Alcahest*.

**Alkaescence** (*al-ka-les'-ens*) [Arab., *al-qalī*, soda-ash]. Slight or commencing alkalinity; alkaline quality or tendency.

**Alkaescent** (*al-ka-les'-ent*) [Arab., *al-qalī*, soda-ash]. Somewhat alkaline; mildly alkaline.

**Alkali** (*al'-ka-li*) [Arab., *al-qalī*, soda-ash]. The term includes the hydrated oxides of the alkali metals; these are electro-positive, are strong bases, uniting with acids to form salts, turn red litmus blue, and saponify fats. **A., Caustic** (usually potash), when so concentrated as to possess caustic properties; potash and soda are called **fixed alkalis**, because permanently solid; soda is called a mineral, potash a vegetable, and ammonia a volatile alkali.

**Alkali-albumin** (*al'-ka-li-al-bu'-min*). A derived albumin; a proteid having been acted upon by dilute alkalis and yielding an alkaline reaction.

**Alkaligenous** (*al-ka-lij'-en-us*) [*alkali*; *γενής*, producing]. Affording or producing an alkali.

**Alkalimeter** (*al-ka-lim'-et-er*) [*alkali*; *μέτρον*, a measure]. An instrument for estimating the alkali in a substance.

**Alkalimetry** (*al-ka-lim'-et-re*) [*alkali*; *μέτρον*, a measure]. The measurement of the amount of an alkali in a substance.

**Alkaline** (*al'-ka-lin*) [*alkali*]. Having the qualities of or pertaining to an alkali. **A. Bath**. See *Bath*. **A. Copper Test**. See *Tests*, *Table of*. **A. Tide**. See *Tide*.

**Alkalinity** (*al-ka-lin'-it-e*) [*alkali*]. The quality of being alkaline.

**Alkalinuria** (*al-ka-lin-ul'-re-ah*) [*alkali*; *οὔρον*, urine]. Alkalinity of the urine.

**Alkalization** (*al-ka-li-zā'-shun*) [*alkali*]. The act of rendering a thing alkaline; the state or quality of being rendered alkaline.

**Alkaloid** (*al'-ka-loid*) [*alkali*; *εἶδος*, likeness]. Resembling an alkali.

**Alkaloidal** (*al-ka-loid'-al*) [*alkali*; *εἶδος*, likeness]. Having the qualities of an alkaloid.

**Alkaloids** (*al'-ka-loids*) [*alkali*; *εἶδος*, likeness]. All nitrogenous vegetable compounds of basic and alka-

line character, or their derivatives, from which bases may be isolated. They are chief constituents of the active principles of the vegetable drugs employed as medicines or poisons. Those alkaloids containing no oxygen are generally liquid and volatile; such are nicotine and cocaine. The others are solid, crystallizable, and non-volatile. **A., Putrefactive**. See *Pto-maïnes*.

**Alkaluretic** (*al-ka-lu-ret'-ik*) [*alkali*; *οὔρον*, urine]. Causing or tending to cause a flow of alkaline urine.

**Alkanet** (*al'-kan-et*) [Sp., dim. of *alcaña*, henna]. The root of the herb, *Alkanna* (*Anchusa tinctoria*), yielding a red dye that is used in staining wood, coloring adulterated wines, and in pharmacy to give a red color to salves, etc.

**Alkan'na Red**. See *Alkannin*.

**Alkannin** (*al'-kan-in*) [Sp., dim. of *alcaña*, henna]. Alkanna red; a valuable coloring matter obtained from alkanet. It is a dark, brownish-red, resinous mass, or powder, insoluble in water, but soluble in alcohol and ether, neutral in reaction.

**Alkapton** (*al-kap'-ton*). A yellowish resinous body occasionally found in urine, which on exposure to air acquires a brownish tint. It does not ferment and does not reduce bismuth like glucose, though it throws down a somewhat brownish mass. It is highly soluble in water, but only sparingly in ether.

**Alkaptonuria** (*al-kap-ton-ul'-re-ah*) [*alkapton*; *οὔρον*, urine]. The presence of alkapton in the urine. It has been found in cases of pulmonary tuberculosis, and in other instances in which there are no local lesions or general disease. It is without clinical significance.

**Alkarsin** (*al-kar'-sin*) [*alcohol*; *arsenic*]. Cadet's Fuming Liquid; an extremely poisonous liquid containing cacodyl. It is of a brown color, and on exposure to the air ignites spontaneously.

**Alkophyr** (*al'-ko-fir*). Brücke's name for a variety of peptone soluble in alcohol.

**Alkoxid** (*al-koks'-id*) [*alcohol*; *oxid*]. A chemical compound formed by the union of an alcohol with a metallic base.

**Alkylogens** (*al-kil'-o-jenz*). See *Esters*, *Haloid*.

**Alkyls** (*al'-kils*) [*alkali*]. The name applied to the univalent alcohol radicals,  $C_nH_{2n+1}$ ; methyl, ethyl, etc., are alkyls.

**Alkyl-sulphids** (*al'-kil-sul'-fids*). Thio-ethers. Sulphur analogues of the ethers. They are colorless liquids, mostly insoluble in water and possessing a disagreeable odor resembling that of garlic.

**Allagostemonous** (*al-ag-o-ste'-mon-us*) [*ἀλλὰγή*, change; *σῆμα*, a thread or stamen]. In botany, the alternate insertion of the stamens on the receptacle and corolla.

**Allamanda** (*al-am-an'-dah*) [*Allamand*, a Swiss scientist]. A genus of apocynaceous climbing shrubs of tropical America. *A. cathartica* is diaphoretic, emetic, cathartic, and refrigerant. Unof.

**Allantiasis** (*al-an-ti'-as-is*) [*ἄλλας*, a sausage]. Sausage poisoning, due to putrefactive changes in imperfectly cured sausages, or in those made from bad materials.

**Allantoic** (*al-an-to'-ik*) [*ἄλλας*, a sausage; *εἶδος*, resemblance]. Pertaining to the allantoids. **A. Parasite**, a form of autosome in which the weaker fetus forms anastomoses with the allantoic or placental circulation of the stronger, thus becoming directly dependent for its nutrition upon the circulation of the latter. It is characterized by a partial or complete disappearance of the heart of the parasite.

**Allantoid** (*al-an'-toid*) [*ἄλλας*, sausage; *εἶδος*, resemblance]. 1. Resembling or like a sausage. 2. Relating to the allantoids.

**Allantoidian** (*al-an-toi'd'-e-an*) [ἀλλᾶς, a sausage; εἶδος, resemblance]. Any animal which in its fetal condition possesses an allantoin.

**Allantoin** (*al-an'-to-in*) [ἀλλᾶς, a sausage, εἶδος, resemblance],  $C_4H_6N_4O_3$ . A crystalline substance occurring in traces in normal urine, and prepared from uric acid by oxidation processes. Also the characteristic constituent of the allantoinic fluid, and likewise found in fetal urine and amniotic fluid. It crystallizes in small, shining, colorless, hexagonal prisms, soluble readily in hot water. It reduces Fehling's solution on prolonged boiling.

**Allantois** (*al-an'-to-is*) [ἀλλᾶς, a sausage; εἶδος, resemblance]. One of the fetal appendages or membranes, derived from the mesoblastic and hypoblastic layers. Its function is to convey the blood-vessels to the chorion. The lower part finally becomes the bladder, the rest, the urachus.

**Allantotoxin** (*al-an-to-toks'-ik-on*) [ἀλλᾶς, a sausage; τοξικόν, a poison]. A name applied to a poisonous substance, probably a ptomaine, that develops during the putrefactive fermentation of sausage, especially that made of blood and liver.

**Allarton's Operation.** See *Operations, Table of*.

**Allasotonic** (*al-as-o-ton'-ik*) [ἀλλᾶσσειν, to vary; τόνος, tension]. In biology, a term applied to the transient movements produced by stimulation, in mature plant organs; opposite of *Auxotonic*.

**Allen's Closet.** See *Sewage, Disposal of*. **A. Tests.** See *Tests, Table of*.

**Allenthesia** (*al-en'-the-sis*) [ἄλλος, other; ἐνθεσις, insertion]. The presence or the introduction of foreign bodies into the organism.

**Allentheton** (*al-en'-the-ton*) [ἄλλος, other; ἐνθεσις, insertion]. A foreign body present in the organism.

**Alleorgan, or Alloorgan** (*al-e-or'-gan*) [ἄλλοιος, of another sort; ὄργανον, organ]. Same as *Alloplast*.

**Alloeois, or Alloeoisis** (*al-e-o'-sis*) [ἀλλοίωσις, change]. 1. Change; alternative effect; recovery from illness. 2. Mental disorder.

**Alloeoic, or Alloeoitic** (*al-e-o'-ik*) [ἀλλοίωσις, change]. Alternative.

**Allepigamic** (*al-ep'-ig-am'-ik*) [ἄλλος, other; ἐπί, upon; γαμικός, relating to marriage]. In biology, a term applied by Poulton to the colored foreign objects displayed by certain animals during courtship, as by the bower birds.

**Allesthesia** (*al-es-the'-se-ah*) [ἄλλος, other; αἴσθησις, feeling]. Same as *Allochiria*.

**Allevation** (*al-e-va'-shun*) [*ad*, to; *levare*, to lift up]. 1. The relief of pain. 2. The raising or lifting of a patient from the bed or from the reclining posture.

**Alleviation** (*al-e-ve-a'-shun*) [*alleviatus*; *ad*, to; *levare*, lift up]. The relief or palliation of pain.

**Alleviative** (*al-e-ve-a-tiv*) [*allevare*, to lighten]. 1. Tending to mitigate or relieve pain. 2. A remedy for the relief of pain.

**Alleviator** (*al-e'-ve-a-tor*) [*allevare*, to lighten]. A device for raising or lifting a sick person from the bed.

**Alex** (*al'-eks*) [L.]. Same as *Hallux*.

**Allheal** (*awl-hel'*) [A. S., *all*; *helan*, to heal]. The official valerian, *Valeriana officinalis*; also the plant *Stachys palustris*.

**Alliaceous** (*al-e-a'-shus*) [*allium*, garlic]. Resembling garlic or pertaining to the same.

**Alligator-forceps** (*al'-e-ga-tor-for'-seps*). A surgeons' toothed forceps, one of the jaws of which works with a double lever.

**Alligator Pear** (*al'-e-ga-tor pār*). The seeds of *Persea gratissima*, or Avocado Pear. A Mexican remedy for intercostal neuralgia, and internally, an anthelmintic (?). Dose, internally, of the fld. ext. ℥xxx-3j.

**Allingham's Operations.** See *Operations, Table of*.

**Allingham's Rectal Plug.** An appliance for controlling hemorrhage from the rectum.

**Allis's Inhaler.** See *Anesthetic*.

**Allis's Sign.** See *Signs and Symptoms, Table of*.

**Alliteration** (*al-it-er-a'-shun*) [*ad*, to; *litera*, letter]. A form of dysphasia in which the patient arranges his words according to the sound.

**Allium** (*al'-e-um*) [L.]. Garlic. The bulb of *A. sativum*. Contains a pungent volatile oil (allyl sulphid), that is found also in the leek and the onion. The tubers are used both as a food and as a condiment, and are stimulants to digestion. **A. cepa**, the common onion, and **A. porrum**, the leek, have similar qualities. **A.**, **Syr.**, contains, fresh garlic 20, sugar 80, dil. acetic acid q. s. Dose 3j-3iv.

**Allochetia** (*al-o-ke'-te-ah*). Same as *Allochezia*.

**Allochezia** (*al-o-ke'-ze-ah*) [ἄλλος, other; χέζειν, to desire to go to stool]. 1. The passage of feces from the body through an abnormal opening. 2. The passing of non-fecal matter from the bowels.

**Allochiria** (*al-o-ki'-re-ah*) [ἄλλος, other; χεῖρ, hand]. An infrequent tabetic symptom, in which, if one extremity be pricked, the patient locates the sensation in the corresponding member of the other side.

**Allochroic** (*al-lo-kro'-ik*) [ἄλλος, another; χρώμα, color]. Of changeable or diversified color.

**Allochromasia** (*al-o-kro-ma'-ze-ah*) [ἄλλος, other; χρώμα, color]. Color-blindness.

**Allochromatic** (*al-o-kro-mat'-ik*) [ἄλλος, other; χρώμα, color]. Of a changeable color.

**Allocinetic** (*al-o-sin-el'-ik*). See *Allokinetic*.

**Allocryptic** (*al-o-krip'-tik*) [ἄλλος, other; κρυπτός, hidden]. In biology, a term applied by Poulton to mimetic coloration in animals produced by covering themselves with foreign objects.

**Alloeoisis** (*al-e-o'-sis*). See *Alloeoisis*.

**Alloeoitic** (*al-e-o'-ik*). See *Alloeoitic*.

**Allogamy** (*al-og'-am-e*) [ἄλλος, other; γάμος, marriage]. In biology, cross fertilization.

**Alloisomerism** (*al-o-i-som'-er-izm*) [ἄλλος, other; ἰσομερής, having equal parts]. The application of the same structural formula to many different compounds; a variety of isomerism.

**Allokinetic** (*al-o-kin-el'-ik*) [ἄλλος, other; κίνησις, motion]. Moved or set in motion by external impressions or forces; not autokinetic.

**Allolalia** (*al-o-lal'-le-ah*) [ἄλλος, other; λαλεῖν, to speak]. Any perversion of the faculty of speech.

**Allolalic** (*al-o-lal'-ik*) [ἄλλος, other; λαλεῖν, to speak]. Affected with allolalia.

**Allomerism** (*al-om'-er-izm*) [ἄλλος, other; μέρος, shape]. In chemistry, the property of retaining a constant crystalline form while the chemical constituents present, or their proportions, vary.

**Alloorphism** (*al-o-morf'-izm*) [ἄλλος, other; μορφή, shape]. The property possessed by certain substances of assuming a different form while remaining unchanged in constitution.

**Allopathy** (*al-op'-a-the*) [ἄλλος, other; πάθος, affection]. According to Hahnemann, the inventor of the term, that method of the treatment of disease consisting in the use of medicines the action of which upon the body in health produces morbid phenomena different from those of the disease treated. Opposed to homeopathy. It need hardly be said that modern scientific medicine is based upon no such theory, or definition, as that supplied by homeopathy. See *Regular*.

**Allophasia** (*al-off'-as-is*) [ἄλλος, other; φάσις, speech]. Incoherency of speech; delirium.

**Allophemy** (*al-off'-e-me*) [ἄλλος, other; φῆμι, to speak]. See *Heterophemy*.



**Alloplast** (*al'-o-plast*) [*ἄλλος*, other; *πλαστός*, form, mold]. In biology, a plastid composed of several tissues; the opposite of homoplast.

**Allorhythmia** (*al-or-ith'-me-ah*) [*ἄλλος*, other; *ῥυθμός*, rhythm]. Variation in interval of the pulse. See *Pulse*, *Pulsus*, and *Cardiac Rhythm*.

**Allosematic** (*al-o-sem'-at-ik*) [*ἄλλος*, other; *σημα*, a sign, mark, or significant character]. Applied to coloration which enables an animal to associate itself with some large or dangerous animal.

**Allosteatodes** (*al-o-ste-at-o'-dēz*) [*ἄλλος*, other; *στεατώδης*, fat-like]. Marked by perversion or morbidity of the sebaceous secretion.

**Allotoxin** (*al-o-tox'-in*) [*ἄλλος*, other; *τοξικόν*, poison]. Any substance, produced by tissue metamorphosis within the organism, that tends to shield the body by destroying microbes or toxins that are inimical to it.

**Allotriodontia** (*al-at-re-o-don'-she-ah*) [*ἄλλότριος*, strange; *ὀδούς*, tooth]. 1. The transplanting of teeth from one person to another. 2. The existence of teeth in abnormal situations, as in tumors.

**Allotriocresis** (*al-at-re-o-ek'-ris-is*) [*ἄλλότριος*, strange; *ἐκκρίσις*, excretion]. The discharge or elimination of foreign matters with the excretions.

**Allotriogeusia** (*al-at-re-o-gu'-se-ah*). Same as *Allotriogeusia*.

**Allotriogeustia** (*al-at-re-o-gūs'-te-ah*) [*ἄλλότριος*, strange; *γεῖσις*, taste]. Perversion of the sense of taste; abnormality of the appetite.

**Allotriolithiasis** (*al-at-re-o-lith-i'-as-is*) [*ἄλλότριος*, strange; *λίθος*, a stone]. The formation or existence of a calculus of unusual material, or composed entirely or in part of a foreign body.

**Allotriophagy** (*al-at-re-off'-a-jē*) [*ἄλλότριος*, strange; *φαγεῖν*, to eat]. Depraved or unnatural appetite.

**Allotriotaxis** (*al-at-re-o-teks'-is*) [*ἄλλότριος*, strange; *τέξις*, birth]. 1. Abnormality in delivery. 2. The birth or delivery of a monstrosity.

**Allotriuria** (*al-at-re-u'-re-ah*) [*ἄλλότριος*, strange; *οὔρον*, urine]. Abnormality of the urine.

**Allotrope** (*al'-o-trōp*) [*ἄλλος*, different; *τροπή*, a change]. One of the forms in which an element capable of assuming different forms may appear.

**Allotrophic** (*al-o-trof'-ik*) [*ἄλλος*, other; *τροφή*, nourishment]. Having perverted or modified characters as a nutrient.

**Allotropism** (*al-at-ro-piz-m*) [*ἄλλος*, other; *τρόπος*, method]. 1. The term expresses the fact of certain elements existing in two or more conditions with differences of physical properties. Thus carbon illustrates allotropism by existing in the forms of charcoal, plumbago, and the diamond. See *Isomeric*. 2. Appearance in an unusual or abnormal form.

**Allotropy** (*al-at-ro-pē*). Allotropism.

**Allotrylic** (*al-o-tril'-ik*) [*ἄλλότριος*, foreign; *ῥη*, principle]. Due to the presence of a foreign principle or material; enthetic. **A. Affections**, morbid states caused by the lodgment of foreign substances in the organism. The foreign substance may be animate or inanimate, organic or inorganic.

**Alloxan** (*al-oks'-an*) [*allantoin*; *oxalic*],  $C_4H_2N_2O_4$ . The ureid of mesoxalic acid; it is produced by the careful oxidation of uric acid, or alloxantin with nitric acid or chlorin and bromin. It appears in long, shining, rhombic prisms, easily soluble in water, with a very acid reaction, and possessing a disagreeable taste. The solution placed on the skin slowly stains it a purple red. It occurs in the intestinal mucus in cases of diarrhea.

**Alloxanic Acid** (*al-oks-an'-ik*). See *Acid*.

**Alloxantin** (*al-oks-an'-tin*) [*allantoin*; *oxalic*],  $C_4H_4N_2O_7 + 3H_2O$ . A substance obtained by reducing

alloxan with  $SnCl_2$ , zinc and HCl, or  $H_2S$  in the cold. It occurs in small, hard, colorless prisms that turn red in air containing ammonia. Its solution has an acid reaction.

**Alloy** (*al-oi'*) [from the French word *aloi*, a contraction of *a la loi*]. 1. A compound of two or more metals by fusion. See *Gold Plate* and *Gold Solder*. 2. The least valuable of two or more metals that are fused together.

**Allozoöid** (*al-o-zo'-oid*) [*ἄλλος*, other; *ζωοειδής*, like an animal]. In zoölogy, a zoöid differing from the organism producing it.

**Allspice** (*awl'-spi*). See *Pimenta*, and *Florida Allspice*.

**Allure** (*al-ur'*). Synonym of *Influenza*.

**Allyl** (*al'-il*) [*ἄλν*, matter],  $C_3H_5$ . A non-saturated univalent alcohol-radical of the oils obtained from alliaceous plants. It does not exist in the free state.

**A. Alcohol**,  $C_3H_5HO$ , a colorless inflammable liquid, with pungent odor, boiling at  $97^\circ C$ .

**A. Aldehyd**,  $C_3H_5O$ , a syn. of *Acrolein*.

**A. Cyanid**. See *Sinamin*.

**A. Mustard Oil**,  $CS.N.C_3H_5$ , Allyl thiocarbimid. The principal constituent of ordinary mustard oil. It is a liquid not readily dissolved by water; boils at  $150.7^\circ$ ; at  $10^\circ$ , it has a sp. gr. of 1.017; it has a pungent odor and vesicates the skin.

**A. sulphid**,  $(C_3H_5)_2S$ , the essential oil of garlic.

**A. thiocarbimid**. See *A. Mustard Oil*.

**A. tribromid**,  $C_3H_5Br_3$ , a colorless liquid used as an antispasmodic. Dose, five drops. Unof.

**Allylamin** (*al-il'-am-in*) [*ἄλν*, matter; *ammonia*],  $NH_2(C_3H_5)$ . Ammonia in which a hydrogen atom is replaced by allyl. It is a sharply caustic mobile liquid.

**Allylin** (*al-il'-in*) [*ἄλν*, matter],  $C_6H_{12}O_3$ . Monoallyl ether, produced by heating glycerol with oxalic acid. It is a thick liquid, boiling at  $225-240^\circ$ .

**Almeciga** (*al-ma'-thig-ah*) [Sp.]. See *Elemi*.

**Almen and Nylander's Test**. See *Tests, Table of*.

**Almen's Tests**. See *Tests, Table of*.

**Almond** (*am'-und*) [M. E., *almonde*]. See *Amygdala*.

**A. Bread**, a variety of bread made from almond flour, for use by diabetics. It is made as follows: Take of blanched sweet almonds a quarter of a pound. Beat them as fine as possible in a stone mortar, remove the sugar by putting in a linen bag and steeping for a quarter of an hour in boiling water acidulated with vinegar; mix this paste thoroughly with three ounces of butter and two eggs. Add the yolks of three eggs and a little salt, and stir well for some time. Whip up the whites of three eggs and stir in. Put the dough thus obtained into greased moulds and dry by a slow fire.

**A. of the Ear**, the tonsil.

**A. Mixture**. See *Amygdala Mistura*.

**A. Oil**, oleum amygdalæ, the fixed oil obtained from both the sweet and the bitter almond. It is odorless, agreeable to the taste, and of a yellow color; sp. gr. .919 at  $15^\circ C$ . It is used in pharmacy and medicine and in soap-making.

**A. Oil, Bitter**, Oleum amygdalæ amaræ. See *Amygdala*.

**A. Paste**, a magma of bitter almonds, alcohol, white of egg and rose-water, used to soften the skin and prevent the hands and lips from chapping.

**A. of the Throat**, the tonsil.

**Alnuin** (*al'-nu-in*) [Celtic, *al*, near; *lan*, a river-bank]. A precipitate from the tincture of *Alnus rubra*. Said to be alterative and resolvent. Dose gr. ii-x. Unof.

**Alnus** (*al'-nus*) [Celtic, *al*, near; *lan*, a river-bank]. Alder Bark. The bark of the American Alder.

*A. serrulata*, contains tannic acid. The decoction of bark and leaves is astringent, and used as a gargle and as a lotion for wounds and ulcers. Dose of powdered bark gr. x.

**Allochias** (*ah-lo'-ke-ah*) [*ἄ* priv.; *λόχια*, the lochia]. Absence of the lochia.



**Aloe** (*al'-o*) [*ἄλoν*, the aloe]. The inspissated juice of several species of aloe, of which the *A. socotrina*, *A. barbadensis*, and *A. capensis* are most commonly used. Its properties are due to a glucosid, *aloin*,  $C_{17}H_{19}O_7$ . A tonic astringent, useful in amenorrhea, chronic constipation, and atonic dyspepsia. It is also an emmenagogue and anthelmintic. Dose gr. j-v. **A. americana**. See *Agave*. **A. Decoct.**, **Comp.** (B.P.). Dose gr. ss-ij. **A. Enema** (B.P.), aloes, carbonate of potassium; mucilage of starch. **A. et Asafetida**, Pil., aloes and asafetida aa gr.  $1\frac{1}{3}$ . **A. et Canellæ**, Pulv., contains powdered bark of *Canella alba*. Dose gr. v-xx. **A. et Ferri**, Pil., contains gr. j each of aloes, ferrous sulphate, and aromatic powder, incorporated with confection of roses. **A. et Mastich**, Pil., "Lady Webster's" pill, contains each aloes gr. ij, mastich and red rose gr. ss. **A. et Myrrh**, Pil., contains each aloes gr. ij, myrrh, gr. j, aromatic powder gr. ss, mixed with syrup. **A. et Myrrh**, Tinct., aloes 10, myrrh 10, alcohol 100 parts. Dose 3 ss-3 ij. **A. Ext. Aquosum**, prepared by mixing 1 with 10 parts boiling water, straining and evaporating. Dose gr. ss-v. **A. Pil.**, aloes and soap aa gr. ij. **A. Purificata**, the common drug purified by solution in alcohol and evaporation. Dose gr. j-v. **A. Socotrin**, Pil. (B. P.), contains socotrin, aloes, hard soap, oil of nutmeg and confection of roses. Dose gr. v-x. **A. Tinct.**, consists of aloes 10, glycyrrhiza 10, dil. alcohol 100 parts. Dose 3 ss-3 ij. **A. Vin.**, has aloes 6, cardamon 1, ginger 1, str. white wine 100 parts. Dose 3j-3iv.

**Alloedary** (*al'-o-ed-a-re*) [*ἀλοηδάριον*, aloedarium]. A compound aloetic purgative medicine.

**Aloeretin** (*al-o-e-re'-tin*) [*ἄλoν*, aloes; *ῥητίνη*, resin]. A brown resin contained in aloes.

**Aloes** (*al'-os*). See *Aloe*. **A. Caballine** [*caballus*, a horse]. Coarse aloes, used in veterinary medicine. **A. Hepatic**, dark liver-colored aloes, mostly Socotrine or Barbadian. **A. Lign.** See *Agallochum*.

**Aloes-wood** (*al'-os-wood*). See *Agallochum*, and *Aquilaria*.

**Aloetic** (*al-o-et'-ik*) [*ἄλoν*, the aloe]. Containing or pertaining to aloes.

**Aloetin** (*al-o-e'-tin*) [*ἄλoν*, the aloe; *ῥητίνη*, resin]. 1. Aloeretin. 2. A yellow crystalline principle obtainable from aloes; aloeretic acid.

**Alogia** (*ah-lo'-je-ah*) [*ἀ priv.*; *λόγος*, word, reason]. 1. Inability to speak, due to some psychical defect. 2. Stupid or senseless behavior.

**Alogotrophy** (*al-o-got'-ro-fe*) [*ἄλογος*, strange, absurd; *τροφή*, nutrition]. Irregular and perverted nutrition, leading to deformity.

**Aloin** (*al'-o-in*) [*ἄλoν*, the aloe]. A bitter principle found in aloes. It forms fine needles, possesses a very bitter taste, and acts as a strong purgative. Several glucosids of this name are described; as *Barbaloin*, *Nataloin*, *Zanaloïn*, *Socaloin*, *q. v.*

**Alonette's Operation**. See *Operations*, Table of.

**Alonsenel** (*al-on-sen-el'*) [Fr.]. A variety of the *Cowania mexicana*, a tall, rosaceous shrub of Mexico and the Rocky Mountain region. It is also called Cowan Plant and Cliff-rose. It is locally valued as a styptic and astringent. Unof.

**Alopecia** (*al-o-pe'-se-ah*) [*ἀλώπηξ*, a fox]. Baldness; Calvities; a term employed to designate the forms of baldness occurring in any disease as a symptom of the latter, or occurring as a purely local affection of the follicles in which the pilary filaments are lodged. It may be universal or partial, congenital or acquired, physiological or pathological, symmetrical or asymmetrical. It follows a large number of systemic

affections. **A. adnata**. See *A.*, *Congenital*. **A. areata**; *Area celsi*; *Tinea decalvans*; *Porrigo decalvans*; *Alopecia circumscripta*; that condition in which suddenly or slowly one or several, usually asymmetrically distributed, patches of baldness appear upon the hairy regions of the body, more often upon the scalp and parts covered by the beard. The patches vary in size from a pin-head to an involvement of the entire surface from the coalescing of many patches. The disease may be produced by traumatism of the head, nervous shock, neurasthenia, ringworm of the scalp and syphilis. **A. circumscripta**. See *A. areata*. **A.**, *Congenital*, a rare form, seldom complete, due to absence of hair-bulbs. **A. furfuracea**; *Alopecia pityroides capillitii*; *Pityriasis capitis*; *Seborrhea capillitii*; *Pityriasis simplex*; *Dandruff*; a form of baldness associated with a disorder of the scalp marked by hyperemia, itching, and exfoliation of dry or fatty scales from its surface. It may be acute or chronic, and produce a dryness, brittleness, and lack of luster in the hair. **A. localis**; *A. neuritica*; that form occurring in one or more patches at the site of an injury, or in the course of a recognizable nerve. **A. neuritica**. See *A. localis*. **A. neurotica**, a name given to baldness of tropho-neurotic origin. **A. orbicularis**. Same as *A. circumscripta*. **A. pityroides capillitii**. See *A. furfuracea*. **A. pityroides universalis**, a rapid and general denudation of hair occurring in debilitated states, preceded by abundant desquamation of fatty scales. The skin is rather firmer and stiffer than normal. **A. senilis**; *Senile Calvities*; that occurring in old age from atrophy and sclerosis of the scalp. **A. simplex**, the idiopathic premature baldness of young adults. Most common in males. Often associated with premature grayness. **A. syphilitica**, that due to syphilis. **A. universalis**, that in which there is a general falling out of the hairs of the body.

**Alopecist** (*al-o-pe'-sist*) [*ἀλώπηξ*, a fox]. One who makes a specialty of the treatment of baldness.

**Alopecoid** (*al-o-pe'-koid*) [*ἀλώπηξ*, a fox; *ειδος*, form]. Resembling a fox; vulpine.

**Alouchi** (*al-oo'-chi*). See *Acuchi*.

**Alouette's Amputation**. See *Operations*, Table of.

**Aloxanthin** (*al-oks-an'-thin*),  $C_{15}H_{10}O_6$ . A yellow substance obtained from barbaloin and socaloin by the action of bichromate of potassium.

**Alpestrine** (*al-pes'-trin*) [*alpestris*, alpine]. Peculiar to mountain districts, as alpestrine diseases.

**Alpha** (*al'-fah*) [*ἄλφα*, the first letter of the alphabet].

The Greek letter *a*, used in combination with many chemical terms to indicate the first of a series. **A.**

**Angle**. See *Angle*. **A.-dextrin**. Same as *Erythro-dextrin*.

**A. Kava Resin**. See *Lewinin*. **A.-naphthol**. See *Naphthol*.

**A.-naphthol Test**. See *Tests*, Table of.

**A.-oxynaphthoic Acid**. See *Acid*, *Alpha-oxynaphthoic*.

**Alphenic** (*al-fen'-ik*) [Fr., *Alphénic*]. White barley sugar.

**Alphonsin** (*al-fon'-sin*). See *Alfonsin*.

**Alphos** (*al'-fos*) [*ἀλφός*, vitiligo]. 1. An old name for leprosy. 2. Psoriasis. 3. A term vaguely applied to various skin diseases. See *Psoriasis*.

**Alphosis** (*al-fó'-sis*) [*ἀλφός*, vitiligo]. Albinism; leucoderma.

**Alpinia** (*al-pin'-e-ah*) [*Alpinus*, Italian botanist of the sixteenth century]. A genus of zingiberaceous tropical plants. *A. officinarum*, *A. chinensis*, and other species furnish Galangal, *q. v.* Still other species are medicinal. Unof.

**Alsace Gum** (*al-sās' gum*). See *Dextrin*.

**Alstonidin** (*al-ston'-id-in*) [*Alston*, a Scotch botanist]. An amorphous substance contained in a variety of Dita bark.

**Alstonin** (*al'-sto-nin*) [*Alston*, a Scotch botanist]. 1. An amorphous substance contained in a variety of Dita bark. 2. A crystalline alkaloid,  $C_{21}H_{29}N_2O_4$ , obtained from *Alstonia Constricta*.

**Alter** (*awl'-ter*) [L., "other"]. To castrate, or spay.

**Alterant** (*awl'-ter-ant*). Same as *Alterative*.

**Alteration** (*awl'-ter-al'-shun*) [*alterare*, to make other]. A change, as of form. **A. Theory.** See *Difference Theory*.

**Alterative** (*awl'-ter-a-tiv*) [*alter*, another]. A medicine that alters the processes of nutrition and excretion, restoring, in some unknown way, and without sensible evacuation, the normal functions of an organ or of the system. It seems to be a necessary or convenient term covering our ignorance of the *modus operandi* of certain medicines, as mercury, iodine, etc. **A., Compound**, a domestic remedy consisting of bamboo, brier-root, stillingia, burdock-root, and poke-root, aa fld. ext.  $\frac{3}{4}$ ij, prickly-ash bark fld. ext.  $\frac{3}{4}$ j. Recommended by Sims in scrofulous affections. Dose  $\frac{3}{4}$ j-ij.

**Alternate** (*awl'-ter-nat*) [*alternare*, to do by turns]. In botany, applied to that form of leaf-arrangement in which only one leaf occurs at a node. **A. Generation.** See *Alternation of Generations*.

**Alternating** (*awl'-ter-nat-ing*) [*alternare*, to do by turns]. Occurring successively. **A. Insanity**, a form of insanity in which there are regular cycles of exaltation and depression.

**Alternation** (*awl'-ter-na'-shun*) [*alternare*, to do by turns]. Repeated transition from one state to another. **A. of Generations.** 1. In biology, a generative cycle in which the young do not resemble the parent, but like forms are separated by one or more unlike generations. 2. That form of reproduction in which some of the members of the cycle can produce new beings non-sexually, while in the final stage reproduction is always sexual. Tenia or tapeworm, is an example. The segments, *Proglottides*, are hermaphrodite, and are evacuated with the feces. From the egg, fertilized after it is shed, is developed the embryo, that is swallowed by another animal, in whose tissues it forms an encysted stage (*Cysticercus*, *Conurus*, or *Echinococcus*). To undergo further development the cysticercus must find another host, where it forms new segments.

**Althaus's Oil.** A modification of Lang's Oil. It is made as follows: Metallic mercury 1 part, pure lanolin 4 parts, 2 per cent. carbolic oil 5 parts. It forms a homogeneous gray cream that has no tendency to decomposition. It is used in the treatment of syphilis in injections of mly at a dose.

**Althea** or **Althæa** (*al-the'-ah*) [L.]. Marsh-mallow. The peeled root of *A. officinalis*, a plant of the mallow family. It consists of about one-third of vegetable mucus and starch, together with the alkaloids *Asparagin* and *Althein* (latterly regarded as identical). Its decoction is employed as a mucilaginous drink. **A. syriaci** contains four per cent. althea. Dose indefinite. *Asparagin* possesses sedative and diuretic properties, and is useful in ascites and gout. Dose gr. ij-ijj.

**Althein** (*al-the'-in*). See *Althea*.

**Alticomous** (*al-tik'-o-mus*) [*altus*, high; *coma*, head of hair, foliage]. In biology, leafy at or near the summit only.

**Altitude** (*al'-te-tud*) [*altitudo*, height]. The height, as of an individual. In climatology, the elevation of a place above the sea-level. **A.-staff**, a device em-

ployed for measuring the exact height of recruits. It consists of a rigid upright with a vertex-bar moving without play at right angles to the upright.

**Altricious** (*al-trish'-us*) [*altrix*, a nurse]. Requiring a long nursing; hence, slow of development (the reverse of precocious).

**Aluchi** (*al'-oo'-chi*). See *Acuchi*.

**Aludel** (*al'-u-del*) [Arab., *al*, the; *uthāl*, utensil]. In chemistry, a pear-shaped glass or earthen vessel used in sublimation.

**Alum** (*al'-um*) [*alumen*, alum]. Any one of a class of double sulphates formed by the union of one of the sulphates of certain non-alkaline metals with a sulphate of some alkaline metal. The standard (or common commercial) alum, the official *Alumen*, U. S. P., is the aluminium-potassium sulphate,  $Al_2(SO_4)_3 + K_2SO_4 + 24H_2O$ . It is a powerful astringent and styptic in medicine, and is extensively used in the arts. It is employed by bakers to whiten their bread, but the effect upon the system is probably injurious. Ordinary **A. Ammoniacæ** is the same as the above, except that the potassium is replaced by ammonium. It is official in Great Britain, and is extensively used on account of its cheapness. What is known as *concentrated* or *patent* alum, is the normal aluminium sulphate (*aluminii sulphas*) which is not a true alum. **A. Ammonio-ferric** (*Ferri et Ammonii sulphas*), U. S. P., is strongly styptic, and is useful in leucorrhæa. Dose gr. v-x. **A. Potassio-ferric** is extremely similar to the *A. ammonio-ferric*. (For *A. Rubidium*, see *Rubidium*). **A. Sodæ**, double sulphate of sodium and aluminium, is too soluble for ordinary uses. The other alums are very numerous, but they are of little interest to the physician. **A. Whey**, a preparation obtained by boiling  $\frac{3}{4}$ ij of alum in a pint of milk, and straining. It is used as an astringent and internal hemostatic, in wineglassful doses.

**Alumen** (*al-u'-men*) [L., *gen.*, *Aluminis*]. See *Alum*. **A. exsiccatum**, burnt or dehydrated alum.

**Alumina** (*al-u'-min-ah*) [L.]. Sesquioxide of aluminium; the principal ingredient of clay, and of many stones, earths and minerals.

**Aluminate** (*al-u'-min-at*) [*alumina*]. A basic salt of alumina.

**Aluminated Copper.** See *Lapis divinus*.

**Aluminiferous** (*al-u-min-if'-er-us*) [*alumen*, alum; *ferre*, to form]. Yielding alum.

**Aluminium** (*al-u-min'-e-um*) [L.].  $Al = 27$ . Quantivalence II, IV. A silver white metal distinguished by its low sp. gr., about 2.6. **A. hydrate**,  $Al_2(HO)_6$ , a tasteless white powder, feebly astringent. Dose gr. iij-xx. **A. and Potassium sulphate**,  $K_2Al_2(SO_4)_4$  (*Alum*, *q. v.*), a valuable astringent used in catarrh, leucorrhæa, gonorrhæa. Dose gr. x-xx. In teaspoonful doses, an emetic. **A. sulphate**,  $Al_2(SO_4)_3$ , an antiseptic and astringent used as a lotion in 5 per cent. solution. **A. acetate**, unof.; a disinfectant. **A. acetotartrate**, unof.; a disinfectant.

**Aluminosis** (*al-u-min-o'-sis*) [*aluminium*]. A pulmonary disease common among workers in aluminium; the dust collects within the lung tissue.

**Alumol** (*al-um'-ol*) [*aluminium*]. An astringent and antiseptic "sulphur combination of aluminium." Useful in gonorrhæa, endometritis, ear, nose and skin diseases, etc. Used in the main externally. Unof.

**Alum Root.** The root of *Heuchera americana*. Properties due to gallic and tannic acids. It is very astringent. Dose of the fld. ext. gtt. x-xx. Also the root of *Geranium maculatum*, a mild and safe astringent. See *Geranium*. Unof.

**Alusia** (*al-u'-ze-ah*) [*ἀλυσιν*, to wander]. Hallucination; morbid state of mind.



**Alutaceous** (*al-u-ta'-she-us*) [*aluta*, soft leather]. In botany, of a pale brown color, like untanned leather.

**Alvearium** (*al-ve-a'-re-um*) [L.]. The external auditory canal or meatus.

**Alveloz** (*al-vel-oth'*) [Sp.]. An extractive from *Euphorbia icterodoxa*, having diuretic properties. It is highly recommended as a topical application in cancer. Unof.

**Alveolar** (*al-ve'-o-lar'*) [*alveolus*, a small hollow]. Pertaining to the alveoli or sockets of the teeth. **A. Abscess**, a gum-boil. **A. Arch**, the alveolar surface of the jaw. **A. Artery**, a branch of the internal maxillary. **A. Border**, the face margin of the jaws. **A. Cancer**. See *Cancer*. **A. Index**, in craniometry, the gnathic index; the ratio of the distance between the basion and alveolar point, to the distance between the basion and the nasal point, multiplied by 100. (Sometimes the basilar index is called the alveolar index.) See *Index and Craniometrical Points*. **A. Point**. See *Craniometrical Points*. **A. Process**, the border of the superior maxilla in which the alveoli are placed. **A. Sarcoma**. See *Sarcoma*.

**Alveolarium** (*al-ve-o-la'-re-um*) [*alveus*, a bee-hive]. A name sometimes applied to the external meatus of the ear. It is so called because the wax of the ear gathers in that place.

**Alveolate** (*al-ve'-o-lät*, or *al'-ve-o-lät*) [*alveolatus*, hollowed out like a little tray]. In biology, pitted, honey-combed.

**Alveoli** (*al-ve'-o-li*). Genitive and plural of *Alveolus*.

**Alveolitis** (*al-ve-o-li'-tis*) [*alveolus*, a hollow; *itis*, inflammation]. Inflammation of the alveolus of a tooth.

**Alveolo-condylean** (*al-ve'-o-lo-kon-dil'-e-an*) [*alveolus*, a hollow; *κόνδυλος*, a knuckle]. In craniometry, pertaining to the alveolus and condyle. **A. Plane**. See *Plane*.

**Alveolo-dental** (*al-ve'-o-lo-den'-tal*) [*alveolus*, a hollow; *dens, dentis*, a tooth]. Pertaining to the teeth and their sockets.

**Alveolo-labialis** (*al-ve'-o-lo-lab-e-a'-tis*) [*alveolus*, a hollow; *labium*, the lip]. The buccinator muscle.

**Alveolo-subnasal** (*al-ve'-o-lo-sub-na'-sal*) [*alveolus*, a hollow; *sub*, under; *nasus*, nose]. In biology, pertaining to the alveolar and subnasal points of the skull. **A. Prognathism**. See *Prognathism*.

**Alveolus** (*al-ve'-o-lus*) [L.; *pl.*, *Alveoli*]. The bony socket of a tooth. **A. of Glands**, the ultimate sacs of a racemose gland. **A. of the Lungs**, are the air cells. **A. of the Stomach**, or the *alveolar structures*, are depressions, like honeycomb cells, found in the stomach, intestines and esophagus.

**Alvergnat's Pump**. An instrument used in estimating the gaseous constituents of the blood.

**Alveus** (*al'-ve-us*) [*alveus*, a trough]. A trough, tube, or canal; applied to ducts and vessels of the body. **A. communis**, the utricle of the ear. **A. hippocampi**, a certain structure in the cerebral hemisphere investing the convexity of the hippocampus major.

**Alviduca** (*al-ve-du'-ka*) [*alvus*, the belly; *ducere* to lead]. Laxative or cathartic medicines.

**Alvifluxus** (*al-ve-fluks'-us*) [*alvus*, the belly; *fluxus*, a flow]. A free alvine discharge; a diarrhea. **A. Torminosus**. A synonym of *Dysentery*.

**Alvine** (*al'-vin* or *-vin*) [*alvinus*; *alvus*, belly]. Pertaining to the belly. **A. Concretion**, an intestinal calculus. **A. Dejections**, the feces. **A. Discharges**, the feces. **A. Obstruction**. Synonym of *Constipation*.

**Alvus** (*al'-vus*) [L.]. The belly, or its contained viscera.

**Alymphia** (*ah-limf'-e-ah*) [*à priv.*; *lymphä*, clear water]. A deficiency of lymph.

**Alysm**, or **Alysmus** (*al'-izm*, or *al-iz'-mus*) [*ἀλυσμός*, a wandering]. Disquietude; restlessness; mental disquiet; sadness; anxiety.

**Amadelphous** (*am-ad-el'-jus*) [*ἀμα*, together; *ἀδελφός*, brother]. In zoölogy, gregarious.

**Amadou** (*am'-a-doo*) [Fr., *amadouer*, to coax]. German tinder or touchwood; *Boletus ignarius*, a fungus found on old tree-trunks, used to stanch local hemorrhage, as a dressing of wounds, etc.

**Amalgam** (*am-al'-gam*) [*μάλαγμα*, a soft mass]. A combination of mercury with any other metal. See *Copper Amalgam*. **A. Carrier and Plugger**, an instrument designed for carrying and introducing amalgam into the cavity of a tooth. **A. Manipulator**, an instrument used by dentists for preparing amalgam fillings.

**Amalgamation** (*am-al-gam-a'-shun*) [*μάλαγμα*, a soft mass]. In metallurgy, the process of combining mercury with some other metal, as practiced in separating silver and gold from some other ores.

**Amalic Acid** (*am-al'-ik*). See *Acid*.

**Amandin** (*am-an'-din*) [Fr., *amande*, almond]. A proteid contained in sweet almonds.

**Amandine** (*am-an'-din*) [Fr., *amande*, almond]. A kind of cold cream or almond paste.

**Amanitin** (*am-an'-it-in*) [*ἀμανίται*, a kind of fungus]. 1. A principle identical with cholin, obtained from the fly agaric. 2. A poisonous glucosid obtainable from various species of agaric.

**Amara** (*am-a'-ra*) [*amarus*, bitter]. Bitters.

**Amaranthus spinosus** (*am-ar-an'-thus spi-no'-sus*) [L.]. The fresh root of the shrub is used in India as a specific in gonorrhoea. An emollient and diuretic. Dose indefinite. Unof.

**Amarin** (*am-a'-rin*) [*amarus*, bitter],  $C_{21}H_{18}N_2$ . Triphenyl dihydroglyoxalin, results from boiling hydrobenzamid with caustic potash. It crystallizes from alcohol and ether in prisms, melting at  $113^{\circ}$ . It exerts a poisonous effect on animals.

**Amarone** (*am-ar-on'*) [*amarus*, bitter],  $C_{16}H_{11}N$ . A crystalline substance produced by the dry distillation of hydrobenzamid and other substances.

**Amarthrit** (*am-ar-thri'-tis*) [*ἀμα*, together; *ἄρθρον*, a joint; *itis*, inflammation]. Arthritis affecting many, or several joints at once.

**Amasesis** (*ah-mas-e'-sis*) [*à priv.*; *μάσησις*, chewing]. Inability to chew the food.

**Amassette** (*am-as-et'*) [Fr.]. A kind of spatula, often of horn, used in color-grinding and in pharmacy.

**Amasthenic** (*am-as-then'-ik*) [*ἀμα*, together; *σθένος*, strength]. Uniting the chemical ray of light in a focus, as a lens.

**Amastia** (*ah-mas'-te-ah*) [*à priv.*; *μαστός*, breast]. The condition of being without mammæ or nipples.

**Amativeness** (*am'-at-iv-nes*) [*amare*, to love]. The sexual passion.

**Amatory** (*am'-a-to-re*) [*amator*, a lover]. Pertaining to love. **A. Fever**, love-sickness; chlorosis. **A. Muscles**, the oblique muscles of the eye, used in ogling.

**Amaurosis** (*am-aw-ro'-sis*) [*ἀμαυρόειν*, to darken]. A term that, from its vagueness, is happily becoming disused, signifying partial or total loss of vision. When partial, the word *amblyopia* is now used; when complete, *blindness*. The word is still sometimes used to express blindness when the cause is unknown or doubtful. **A.**, **Albuminuric**, that due to renal disease. **A.**, **Cerebral**, that due to lesion of the brain. **A.**, **Congenital**, that form existing from birth. **A.**, **Diabetic**, that associated with diabetes. **A.**, **Hysteric**, that associated with hysteria, usually in the female. **A.**, **Reflex**, that resulting from



a reflex action upon the optic nerve following some remote source of irritation. **A. Saburral**, sudden temporary blindness occurring in an attack of acute gastritis. **A. Uremic**, that due to an acute attack, or an exacerbation of a chronic form of nephritis.

**Amaurotic** (*am-aw-rot'-ik*) [*ἀμαυρότις*, to darken]. Relating to, or affected with amaurosis. **A. Cats-eye**, a light-reflex through the pupil in suppurative choroiditis.

**Amazophobia** (*am-aks-o-fo'-be-ah*) [*ἀμαξία*, a car; *φόβος*, fear]. Morbid dread of being in, or riding upon, a car or wagon.

**Amazia** (*ah-ma'-ze-ah*) [*ἀ priv.*; *μαζός*, the breast]. Congenital absence of the mammary gland. See *Amastia*.

**Amber** (*am'-ber*). See *Succinum*.

**Ambergris** (*am'-ber-gris*) [*amber*; Fr. *gris*, gray]. A substance excreted by the sperm whale, *Physeter macrocephalus*. It is not known whether it is a pathological product or not. It exhales a fragrant, musky odor when warmed, and is used in adynamic fevers, chronic catarrh, and nervous diseases. Dose, gr. j-ij. Unof. See *Ambrein*.

**Ambidexter** (*am-be-deks'-ter*) [*ambo*, both; *dexter*, the right hand]. An ambidextrous person.

**Ambidextrous** (*am-be-deks'-trus*) [*ambo*, both; *dexter*, the right hand]. Able to use both hands equally well.

**Ambigenous** (*am-bij'-en-us*) [*ambi*, both; *genus*, born]. In biology, having a perianth with parts resembling sepals and petals.

**Ambiparous** (*am-bip'-ar-us*) [*ambi*, on both sides; *parere*, to produce]. In biology, producing both kinds; as a bud that produces both leaves and flower.

**Ambloia** (*am-blo'-mah*) [*ἀμβλωμα*, an abortion: *pl.*, *Amblomata*]. An amblosis or abortion: an aborted fetus.

**Amblosis** (*am-blo'-sis*) [*ἀμβλωσις*, an abortion]. An abortion.

**Amblothruidium** (*am-blo-thrid'-e-un*) [*ἀμβλωθρίδιον*, an aborted fetus: *pl.*, *Amblothruidia*]. 1. An aborted fetus. 2. An abortifacient drug or agent.

**Amblotic** (*am-blot'-ik*) [*ἀμβλωτικός*. See *Amblosis*]. Abortifacient.

**Amblyaphia** (*am-ble-a'-fe-ah*) [*ἀμβλῦς*, dull; *ἅψή*, touch]. Dulness of the sense of touch.

**Amblyocarpous** (*am-ble-o-kar'-pus*) [*ἀμβλῦς*, blunt, dulled; *καρπός*, fruit]. In botany, possessing abortive seeds.

**Amblyopia** (*am-ble-o'-pe-ah*) [*ἀμβλῦς*, dulled; *ὤψ*, eye]. Subnormal acuteness of vision, due neither to dioptric abnormalism nor to visible organic lesion. It may be congenital; from the use of tobacco (*A. nicotinic*), or alcohol, or other toxic influences; from *traumatism*; or it may be *hysterical*. *Nyctalopia* or day-blindness, and *hemeralopia* or night-blindness, are other forms; it may arise from *entoptic phenomena*, such as *muscae volitantes*, *micropsia*, *megalopsia*, *metamorphopsia*, etc. It may take the form of *contracted fields of vision*, of *color-blindness*, or *anesthesia of the retina*. **A. ex-anopsia**, amblyopia from disuse, or from non-use: argamblyopia is a preferable term. **A. post-marital**, A. due to sexual excess, called *Burns's Amaurosis*.

**Amblyopiatrics** (*am-ble-o-pe-at'-riks*) [*amblyopia*; *ιατρικός*, belonging to medicine]. The therapeutics of amblyopia.

**Ambolic** (*am-bol'-ik*) [*ἀμβολή*, a putting off]. Causing abortion; abortifacient.

**Ambon** (*am'-bon*) [*ἀμβων*, the lip of a cup]. The fibro-cartilaginous ring that surrounds a socket in which the head of a large bone is received, such as the acetabulum, or the glenoid cavity.

**Ambos** (*am'-bos*) [Ger.]. The incus, or anvil bone.

**Ambosexual** (*am-bo-seks'-us*) [*ambo*, both; *sexus*, sex]. Hermaphroditic.

**Amboyna Button** (*am-boi'-nah but'-un*). See *Frambesia*.

**Ambra Grisea** (*am'-brah gris'-e-ah*). Synonym of *Ambergris*.

**Ambrein** (*am'-bre-in*) [Fr., *ambre*]. A substance much resembling cholesterol; it is obtained from ambergris by digestion in hot alcohol.

**Ambrette** (*am-bret'*) [Fr]. The seed of *Abelmoschus moschatus*, q. v.; musk-seed. Used in perfumery, and formerly prescribed as a substitute for musk. Unof.

**Ambrosia** (*am-bro'-zhe-ah*) [*ἀμβροσία*, the food of the gods]. A genus of coarse composite-flowered herbs. *A. artemisiifolia*, common hog-weed of North America; is stimulant, tonic, antiperiodic, and astrigent. *A. trifida*, of the United States, has similar properties. The pollen of these plants is by some regarded as a cause of hay-fever. Unof.

**Ambulacral** (*am-bu-la'-kral*) [*ambulacrum*, a walk, alley]. In biology, related to an ambulacrum.

**Ambulacrum** (*am-bu-la'-krum*) [*ambulacrum*, a walk, alley: *pl.*, *Ambulacra*]. In biology, one of the radiating series of perforations in the shell of an echinoderm.

**Ambulance** (*am'-bu-lans*) [*ambulare*, to walk about]. In Europe the term is applied to the surgical staff and arrangements of an army in service. In the United States the word is restricted to a vehicle for the transference of the sick or wounded from one place to another.

**Ambulatory** (*am'-bu-lat-o-re*) [*ambulare*, to walk about]. Relating to walking. **A. Blister**, a blister that changes its location. **A. Clinic**, a clinic for patients that can walk. **A. Erysipelas**, erysipelas that shifts from place to place. **A. Tumor**, a pseudo-tumor. **A. Typhoid**, walking typhoid; enteric fever in which the patient does not, or will not take to his bed.

**Ambulo** (*am'-bu-lo*) [*ambulare*, to walk about]. A pseudo-tumor of the abdomen; a painful and shifting abdominal distention due to flatulence.

**Ambury** (*am'-ber-e*). See *Anbury*.

**Ambustion** (*am-bus'-chun*) [*ambustio*, a burn]. A burn or scald.

**Ameba** or **Amœba** (*am-e'-bah*) [*ἄμοιβή*, a change]. A colorless, single-celled, jelly-like protoplasmic organism found in sea and fresh waters, constantly undergoing changes of form, and nourishing itself by surrounding objects. The white corpuscles of the blood perform *ameboid movements*, i. e., changes of form, consisting of protrusions and withdrawals of substance. *A. buccalis* and *A. dentalis* (perhaps identical species) have been found upon human teeth. *A. coli*, ameba of dysentery. *A. uro-genitalis*, has been observed in urine and in vaginal secretions.

**Ameban** (*am-e'-ban*) [*ἄμοιβή*, a change]. 1. Of the nature of or pertaining to an ameba. 2. Any organism that may be classed as an ameba.

**Amebic** (*am-e'-bik*) [*ἄμοιβή*, a change]. Pertaining to or characterized by amebæ.

**Amebicidal** (*am-e-bis-i'-dal*). See *Amebicide*.

**Amebicide** (*am-e'-bis-id*) [*ἄμοιβή*, a change; *cadere*, to kill]. 1. Destructive of amebæ. 2. A remedy that destroys amebæ.

**Amebodont** (*am-e'-bo-dont*) [*ἄμοιβή*, change; *ὄδον*, a tooth]. In biology, pertaining to molar teeth in which the ridges or crests are alternate; the opposite of antiodont.

**Ameboid** (*am-e'-boid*) [*ἄμοιβή*, a change]. Resembling an ameba in form or in changes; used of white blood-cells, etc.

**Amel** (*am'-el*) [Anglo-French, *amal*, enamel]. An old name for *Enamel*.

**Ameleic** (*am-el-ek'-tik*). Affected with ameieia; apathetic.

**Ameleia** (*am-el-i'-ah*) [*ἀμέλεια*, indifference]. Morbid apathy; indifference.

**Amelia** (*ah-me'-le-ah*) [*ἄ priv.*; *μέλος*, a limb]. Absence of the limbs from arrested development, or atrophy.

**Amelification** (*am-el-if-ik-a'-shun*) [M. E., *amell*; *facere*, to make]. The formation of the enamel of the teeth by means of the enamel cells—ameloblasts.

**Amelioration** (*am-el-yo-ra'-shun*) [*ad*, to; *melior*, better]. Improvement or amendment, as in symptoms.

**Ameliorative** (*am-el'-yo-ra-tiv*) [*ad*, to; *melior*, better]. Tending to produce an amendment of symptoms.

**Ameloblast** (*am-el'-o-blast*) [Anglo-French, *amal*, enamel; *βλαστός*, a germ]. In biology, an enamel-cell, one of the cylinder cells covering the papilla of the enamel organ, and forming a beautifully regular epithelial layer that produces the enamel, the *Membrana adamantina* of Raschkow.

**Amelus** (*am'-el-us*) [*ἄ priv.*; *μέλος*, a limb]. A monstrosity without limbs.

**Amendment** (*am-enul'-ment*) [M. E., *amendement*]. Improvement or recovery of health, more or less complete.

**Amenia** (*ah-me'-ne-ah*). See *Amenorrhea*.

**Amenomania** (*am-en-o-ma'-ne-ah*) [*amēnus*, agreeable; *mania*, madness]. A mild form of mania in which the symptoms are manifested under the form of gayety, fondness of dress, exaggeration of social condition, etc.; a cheerful, or joyous delirium; a morbid elevation of the spirits.

**Amenorrhea** (*ah-men-o-re'-ah*) [*ἄ priv.*; *μήν*, month; *ῥέειν*, to flow]. Absence, irregularity, or suppression of menstruation when it should normally be present. The secretion may be *retained*, the result of congenital or acquired atresia of some part of the lower genital tract; or it may not take place in consequence of an imperfect development of the ovaries or uterus; or it may be *suppressed* because of some form of constitutional disease, especially anemia. **Primitive**, is a term applied to those cases in which the catamenia have not appeared at the proper time, and **Secondary**, to those in which the discharge has been arrested after it has existed during the reproductive period of life.

**Amenorrheal** (*ah-men-o-re'-al*) [*ἄ priv.*; *μήν*, month; *ῥέειν*, to flow]. Pertaining to amenorrhea.

**Ament** (*a'-ment*) [*ab*, from; *mens*, *mentis*, the mind]. A person affected with amentia; an idiot.

**Ament or Amentum** (*am'-ent*, *am-enul'-um*) [*amentum*, a strap or thong]. In biology, a scaly spike or catkin.

**Amentaceous** (*am-en-ta'-she-us*) [*amentum*, a strap or thong]. In biology, related in some way to an ament.

**Amentia** (*ah-men'-she-ah*) [*ἄ priv.*; *mens*, mind]. Defective intellect; a vague term synonymous with idiocy or imbecility.

**Amentum** (*am-enul'-um*). See *Ament*.

**Amenty** (*ah-men'-te*) [*ἄ priv.*; *mens*, mind]. Amentia.

**American** (*am-er'-ik-an*) [*America*]. Peculiar, or belonging, to America. **A. Aloe**. See *Agave americana*. **A. Catarrh**, a synonym for chronic post-nasal catarrh. **A. Centaury**, the herb *Sabbatia angularis*, employed as a substitute for gentian. **A. Columbo**, the root of *Frasera carolinensis*. Tonic, aperient; in large doses, purgative. Dose of the fld. ext. ℥xxx-℥j. *Fraserin*, a concentrated extract. Dose gr. i-ijj. Unof. **A. Hellebore**. See *Veratrum viride*. **A. Ipecac**. See *Gillenia*. **A. Ivy**, the twigs and bark of *Ampelopsis quinquefolia*. Alternative,

tonic, astringent, and expectorant. Dose of the fld. ext. ℥xxx-℥j. *Ampelopsin*, the concentrated ext. Dose gr. ij-iv. Unof. **A. Saffron**. See *Carthamus*. **A. Senna**. See *Senna*. **A. Spikenard**, the rhizome of *Aralia racemosa*. Aromatic, diuretic and alterative. Used in rheumatism, dropsy, and scrofulous affections. Dose of the decoction indefinite. Unof. **A. Swiss Food**, a variety of infant milk food with the following composition: Water 5.68, fat 6.81, grape-sugar and milk-sugar 5.78, cane-sugar 36.43, starch 30.85, soluble carbohydrates 45.35, albuminoids 10.54, ash 1.21. **A. Valerian**. See *Cypripedium*. **A. Wormseed**. See *Chenopodium*.

**Amertume** (*am-ar-tum'*) [Fr.]. A disease of wine, characterized by bitterness, and caused by a specific bacillus.

**Ametabolic** (*ah-met-ab-ol'-ik*) [*ἄ priv.*; *μεταβάλλω*, changeable]. Not due to, or causing, or undergoing, metabolism.

**Ametria** (*ah-met'-re-ah*) [*ἄ priv.*; *μήτρα*, womb]. Absence of the uterus.

**Ametrometer** (*ah-met-rom'-et-er*) [*ἄ priv.*; *μέτρον*, a measure; *ὄψις*, sight]. An instrument for measuring ametropia.

**Ametropia** (*ah-met-ro'-pe-ah*) [*ἄ priv.*; *μέτρον*, a measure; *ὄψις*, sight]. Ametropia exists when an imperfect image is formed upon the retina, due to defective refractive power of the media, or to abnormalities of form of the eye. In *myopia* the antero-posterior diameter is too great, or the power of the refractive media is too great; *hypermetropia* (or *hyperopia*) is the exact reverse of the last; *astigmatism* is due to imperfect curvature of the cornea, or of the retina, or to inequality of refracting power in different parts of the lens; *presbyopia* is due to inelasticity of the lens, producing insufficient accommodation; *aphakia*, or absence of the lens, produces both insufficient refracting power and loss of accommodation.

**Ametropic** (*ah-met-rof'-ik*) [*ἄ priv.*; *μέτρον*, a measure; *ὄψις*, sight]. Affected with or pertaining to ametropia.

**Amianthium** (*am-e-an'-the-um*) [*ἀμίαντος*, unspotted; *ἄνθος*, flower]. A genus of liliaceous or melanthaceous plants. *A. muscæ toxicum* ("fly poison"), a handsome flowering plant of the United States; has properties not unlike those of veratrum. Unof.

**Amiantus** (*am-e-an'-tus*), or **Amianthus** (*am-e-an'-thus*). See *Asbestos*.

**Amic** (*am'-ik*) [*ammonia*]. Pertaining to an amin, or having the nature of an amin.

**Amici Prism** (*am-e'-chē prism*). See *Prism*.

**Amicrobic** (*ah-mi-kro'-bik*) [*ἄ priv.*; *microbion*, microbe]. Not due to, or associated with, microbes.

**Amid** (*am'-id*) [*ammonia*]. A chemical compound produced by the substitution of an acid radical for one or more of the hydrogen atoms of ammonia. The amids are primary, secondary, or tertiary, according as one, two, or three hydrogen atoms have been so replaced. They are white crystalline solids, often capable of combining with both acids and bases. **A. Bases**. See *Amins*. **Primary**.

**Amidin** (*am'-id-in*) [Fr., *amidon*, starch]. Starch altered by heat into a horny, transparent mass; soluble starch; that part of starch which is soluble in water.

**Amidins** (*am'-id-inz*) [*ammonia*]. Mono-acid bases produced from the nitrites by heating with ammonium chlorid. In the free condition they are quite unstable. They contain the group C.NH.NH<sub>2</sub>.

**Amido-acetic acid** (*am'-id-o-as-e'-tik as'-id*). See *Glycocoll* and *Glycin*.

**Amido-acid** (*am'-id-o-as'-id*) [*ammonia*; *acetum*, vinegar]. An acid containing the amido-group, NH<sub>2</sub>.



**Amidogen** (*am-id'-o-jen*) [*amid*; γεννῶν, to produce].

The hypothetical radical,  $\text{NH}_2$ , regarded as an essential part of all amids. See *Amid*.

**Amido-glycerol** (*am'-id-o-glis'-er-ol*). See *Serin*.

**Amido-kephalin** (*am'-id-o-kef'-al-in*) [*amid*; κεφαλή, the head]. One of the modifications of kephalin found in the brain tissue. The name is sometimes extended to other similar principles, the amidocephalins.

**Amido-lipotide** (*am'-id-o-lip'-o-tid*). Any one of a very peculiar group of nitrogenous fats said to exist in the brain.

**Amidomyelin** (*am'-id-o-mi'-el-in*) [*amid*; μυελός, marrow],  $\text{C}_{44}\text{H}_{92}\text{N}_2\text{PO}_{10}$ . A bipolar alkaloid or basic principle, derivable from brain tissue. It gives name to a group of similar bodies, the amidomyelins.

**Amidoplast** (*am'-id-o-plast*) [ἀμύλον, starch; πλάσσειν, to form]. In biology, a name proposed by Errera for leukoplastids. Proteid granules whose functions it is to form starch grains.

**Amido-succinamic Acid** (*am'-id-o-suk-sin-am'-ik as'-id*). Same as *Asparagin*.

**Amidoxim**, or **Amidoxime** (*am-id-oks'-im*). See *Oxamidin*.

**Amidulin** (*am-id-u'-lin*) [Fr., *amidon*, starch]. Soluble starch; prepared by the action of  $\text{H}_2\text{SO}_4$  on starch, thus removing the starch-cellulose.

**Amimia** (*ah-mim'-e-ah*) [à priv.; μίμος, a mimic]. An aphasic symptom consisting in loss of the power of imitation or of pantomime speech. **A. Musical**, pathological loss of the power of playing musical instruments.

**Amin** (*am'-in*) [*ammonia*]. The *Amins* are chemical compounds produced by the substitution of a basic atom or radical for one or more of the hydrogen atoms of ammonia; or basic derivatives of carbon, containing nitrogen and viewed as ammonia derivatives. In deportment they bear some similarity to ammonia. The lower members are gases with ammoniacal odor and are readily soluble in water; they differ from ammonia in their combustibility. The highest members are liquids soluble in water, only the highest are sparingly soluble. They are called *Monamins*, *Diamins*, *Triamins*, etc., according to the number of amidegen molecules,  $\text{NH}_2$ , substituted for H. **A. Colors**. Same as *Anilin Colors*, q. v. **A. Primary**, an amin in which one hydrogen atom is replaced by a monovalent alkyl. **A. Secondary**, an amin in which two hydrogen atoms are replaced by monovalent alkyls. **A. Tertiary**, an amin in which three hydrogen atoms are replaced by monovalent alkyls.

**Aminol** (*am'-in-ol*) [*amin*]. A gaseous substance derived from the methylamin of herring-brine mixed with milk of lime. This gas is cheap and powerfully disinfectant, and it has been used in the purification of sewage.

**Amins Process**. See *Sewerage, Disposal of*.

**Amitosis** (*ah-mit-o'-sis*) [à priv.; mitosis, indirect cell-division, karyokinesis; μίτος, a thread; ósis]. Cell multiplication by direct division, or simple cleavage, the nucleus usually assuming an hour-glass shape and dividing before the protoplasm. The opposite of *mitosis*.

**Amitotic** (*ah-mit-o'-ik*) [à priv.; μίτος, thread]. Of the nature of, or characterized by, amitosis. **A. Cell Division**, direct nuclear subdivision, as distinguished from karyokinesis.

**Amixia** (*ah-miks'-e-ah*) [à priv.; μίξις, mixing]. In biology, the formation of a new species without the mingling of two individuals or their germs; asexual reproduction, parthenogenesis.

**Amma** (*am'-ah*) [ἀμμα, a tie; pl., *Ammata*]. A truss or girdle for hernia.

**Ammelid** (*am'-el-id*) [*Ammonia*; melamid],  $\text{C}_3\text{H}_4\text{N}_4$ .

$\text{O}_3$ . A substance produced by boiling melamin with alkalis or acids; it is a white powder that forms salts with both acids and bases.

**Ammelin** (*am'-el-in*) [*Ammonia*; melam],  $\text{C}_3\text{H}_5\text{N}_3\text{O}$ . A white powder, insoluble in water, soluble in alkalis and mineral acids. Produced by boiling melamin with alkalis and acids.

**Ammeter** (*am'-et-er*) [*ampere*; μέτρον, a measure]. A form of galvanometer in which the value of the current is measured directly in amperes.

**Ammi** (*am'-i*) [ἀμμι, an African plant]. A genus of umbelliferous herbs bearing aromatic seeds or fruits. The seeds of several species are locally used in medicine. Unof. *A. copticum*. See *Ajowan*.

**Amnism** (*am'-izm*) [ἀμμοσ, sand]. Ammotherapy; psammism.

**Ammonemia**, (*am-o-ne'-me-ah*). See *Ammoniemia*.

**Ammonia** (*am-o'-ne-ah*) [L.]. A volatile alkali,  $\text{NH}_3$ . See *Ammonium*. **A. Carmin**. See *Stains, Table of*.

**Ammoniac** (*am-o'-ne-ah*). See *Ammoniacum*.

**Ammoniacal** (*am-o-ni'-ak-al*) [*ammonia*]. Containing or relating to ammonia.

**Ammoniacum** (*am-o-ni'-ak-um*) [ἀμμωνιακός, belonging to ammonia; gen., *Ammoniaci*]. Ammoniac. A gum obtained from a Persian plant, *Dorema Ammoniacum*. A stimulating expectorant and laxative, resembling asafetida. Employed in chronic bronchial affections. Dose gr. x-xxx. **A. cum Hydrargyro Emplastrum**, ammoniac 72, mercury 18 per cent., oleate of mercury .8, dilute acetic acid 100, lead plaster, with sulphur, and oil, q. s. **A. Emplastrum**, 100 parts of ammoniac, digested with 140 parts of acetic acid, diluted, strained, and evaporated. **A. Emulsum**, a four per cent. emulsion in water, the resin being suspended by the contained gum. Dose  $\frac{3}{4}$  ss-j.

**Ammoniameter** (*am-o-ne-am'-et-er*) [*ammonia*; μέτρον, a measure]. An instrument for testing the strength of solutions of ammonia.

**Ammoniemia**, or **Ammoniaemia** (*am-o-ne-e'-me-ah*) [*ammonia*; αἷμα, blood]. The theoretical decomposition of urea in the blood, yielding ammonium carbonate.

**Ammoniorrhea** (*am-o-ne-or-e'-ah*) [*ammonia*; ῥεῖν, to flow]. The passage of ammoniacal urine.

**Ammonium** (*am-o'-ne-um*) [from the name of Jupiter Ammon, because first discovered near his temple in Libya; gen., *Ammonii*]. A hypothetical alkaline base, having the composition  $\text{NH}_4$ . Exists only in combination. It occurs most commonly in the form of *ammonia gas*,  $\text{NH}_3$ , which, dissolved in water, is the water of ammonia of commerce. Inhalation of the gas causes suffocation and edema of glottis. The salts first stimulate and then paralyze the motor nerves. It is useful as a stimulant, as an antagonist in cardiac depression, and locally in bites and stings of venomous reptiles and insects. **Ammonia Aqua**, water of ammonia, a solution containing ten per cent. of the gas in water. Dose m℥v- $\frac{3}{4}$  ss, well diluted. **A. Aqua Fortior**, contains 28 per cent. of the gas in solution. **A. Aromatic Spt.**, spirit of ammonia, with am. carb., am. aq., ol. lemon, lavender and pimenta, alcohol and water. Dose  $\frac{3}{4}$  ss-ij. **Ammonii acetat liq.**, Spirit of Mindererus, dilute acetic acid neutralized with ammonia. Dose  $\frac{3}{4}$ j- $\frac{3}{4}$ j. **A. benzoas**,  $\text{NH}_4\text{C}_6\text{H}_5\text{O}_2$ . Dose gr. v-xv. **A. Bicarbonas**. Dose gr. ij-x. **A. bromid**,  $\text{NH}_4\text{Br}$ . Dose gr. x- $\frac{3}{4}$  ss. **A. carbonas**,  $\text{NH}_4\text{HCO}_3$ ,  $\text{NH}_4\text{NH}_2\text{CO}_2$ , a mixture of carbonate and dicarbonate. Dose gr. v-x. **A. chlorid**,  $\text{NH}_4\text{Cl}$ , sal ammoniac. Dose gr. j-xx. **A. chloridi trochisci**, each lozenge contains gr. ij of the salt. **A. fluoid**, used in hypertrophy of the spleen.



Dose gr.  $\frac{1}{2}$ – $\frac{1}{4}$ . **A. glycyrrhizas.** Unof. An expectorant. **A. iodidum**,  $\text{NH}_4\text{I}$ . Dose gr. ij–x. **A. liniment**, am. aq. 35, alcohol 5, cottonseed oil 60. **A. Molybdenate Test.** See *Tests, Table of*. The following *salts* and their preparations are official: **A. nitras**,  $\text{NH}_4\text{NO}_3$ , used only in preparing nitrous oxid. **A. phosphas**,  $(\text{NH}_4)_2\text{HPO}_4$ . Dose gr. v–xx. **A. picras**,  $\text{C}_6\text{H}_2(\text{NH}_4)(\text{NO}_2)_3\text{O}$ , a salt in yellow needles, of bitter taste; like other picrates it is explosive, and must be handled with care. It is antipyretic and antiperiodic, and tends to correct gastric disturbances. Dose gr. v in 24 hours; best given in wafers, each containing half a grain. **A. Spt.**, a ten per cent. solution of aqua ammoniac in alcohol. Dose  $\text{m}\times$ – $\text{z}$  j, diluted. **A. sulphas**,  $(\text{NH}_4)_2\text{SO}_4$ , used only in the preparation of other ammonium salts. **A. valerianas**,  $\text{NH}_4\text{C}_5\text{H}_9\text{O}_2$ . Dose gr. j–v. *Raspail's Eau Sedatif* (unof.), aqua ammoniac  $\text{z}$  ij, sodium chlorid  $\text{z}$  ij, spt. vini camph.  $\text{z}$  iij, aq.  $\text{z}$  xxxij. For local use.

**Ammon's Fissure.** See *Fissure*. **A.'s Horn.** See *Hippocamp*. **A.'s Operation.** See *Operations, Table of*. **A.'s Posterior Scleral Protuberance**, a variety of posterior ectasia of the sclera of the eye.

**Amorphilous** (*am-off'-il-us*) [ $\alpha\mu\mu\omicron\varsigma$ , sand;  $\phi\acute{\iota}\lambda\omicron\varsigma$ , loving]. In biology, inhabiting sandy places.

**Ammotherapy** (*am-o-ther'-a-pe*) [ $\alpha\mu\mu\omicron\varsigma$ , sand;  $\theta\epsilon\rho\alpha\pi\acute{\epsilon}\nu\epsilon\upsilon\omega$ , to heal]. The use of sand-baths in the treatment of disease.

**Amnemonic** (*am-ne-mon'-ik*) [ $\acute{\alpha}$  priv.;  $\mu\eta\eta\mu\omicron\nu\iota\kappa\acute{\omicron}\varsigma$ , relating to the memory]. Accompanied by or resulting in impairment of the memory.

**Amnemosyne** (*am-ne-mos'-en-e*) [ $\acute{\alpha}$  priv.;  $\mu\eta\epsilon\mu\omicron\sigma\acute{\iota}\nu\eta$ , memory]. Forgetfulness.

**Amnesia** (*am-ne'-se-ah*) [ $\acute{\alpha}\mu\eta\eta\sigma\acute{\iota}\alpha$ , forgetfulness]. Defect of memory. Loss of the memory for words. **A. Acustica**, word-deafness. **A. Periodic.** See *Double Consciousness*.

**Amnesic** (*am-ne'-sik*). Relating to amnesia.

**Amnesia** (*am-nes'-le-ah*) [ $\acute{\alpha}\mu\eta\eta\sigma\acute{\iota}\alpha$ , forgetfulness]. Amnesia.

**Amnestic** (*am-nes'-tik*) [ $\acute{\alpha}\mu\eta\eta\sigma\acute{\iota}\alpha$ , forgetfulness]. 1. Amnesic. 2. Causing amnesia.

**Amnia** (*am'-ne-ah*) [ $\acute{\alpha}\mu\eta\iota\omicron\nu$ , a young lamb]. Plural of *Amnion*, *q. v.*

**Amniac** (*am'-ne-ah*) [ $\acute{\alpha}\mu\eta\iota\omicron\nu$ , a young lamb]. Amnionic.

**Amnio-chorial** (*am-ne-o-ko'-re-al*) [ $\acute{\alpha}\mu\eta\iota\omicron\nu$ ;  $\chi\acute{o}\rho\iota\omicron\nu$ , a membrane]. Pertaining to both amnion and chorion.

**Amniocleptsis** (*am-ne-o-klep'-sis*) [ $\acute{\alpha}\mu\eta\iota\omicron\nu$ , amnion;  $\kappa\lambda\epsilon\pi\tau\acute{\epsilon}\iota\nu$ , to steal away]. The slow and unnoticed escape of the liquor amnii.

**Amnion** (*am'-ne-on*) [ $\acute{\alpha}\mu\eta\iota\omicron\nu$ , a young lamb]. The innermost of the fetal membranes; it is continuous with the fetal epidermis at the umbilicus, forming a complete sheath for the umbilical cord and a sac or bag in which the fetus is enclosed. It contains one or two pints of liquor amnii. It is a double non-vascular membrane, the inner layer or *sac* derived from the epiblast, the outer from the mesoblast. The cavity of the inner folds is called the *true amnion*, that of the outer, the *false*. **A., Dropsy of**, excessive secretion of liquor amnii.

**Amnionic** (*am-ne-on'-ik*) [ $\acute{\alpha}\mu\eta\iota\omicron\nu$ , a young lamb]. Relating to the amnion.

**Amniorrhea**, (*am-ne-o-re'-ah*) [ $\acute{\alpha}\mu\eta\iota\omicron\varsigma$ , amniotic liquor;  $\rho\acute{\epsilon}\iota\nu$ , to flow]. The discharge of the liquor amnii.

**Amniota** (*am-ne-o'-tah*) [ $\acute{\alpha}\mu\eta\iota\omicron\nu$ , a young lamb]. Animals with an amnion and allantois, comprising mammals, birds, and reptiles. Those without an amnion are called *Anamnia*.

**Amniotic** (*am-ne-ot'-ik*) [ $\acute{\alpha}\mu\eta\iota\omicron\nu$ , a young lamb]. Re-

lating to the amnion, as the *A. Fluid*. **A. Fluid.** Same as *Liquor amnii*.

**Amniotis** (*am-ne-o'-tis*) [ $\acute{\alpha}\mu\eta\iota\omicron\nu$ , a young lamb]. See *Amniotitis*.

**Amniotitis** (*am-ne-o-ti'-tis*) [ $\acute{\alpha}\mu\eta\iota\omicron\nu$ , a young lamb;  $\tau\iota\varsigma$ , inflammation]. Inflammation of the amnion.

**Amniotome** (*am'-ne-o-tōm*) [ $\acute{\alpha}\mu\eta\iota\omicron\nu$ , a young lamb;  $\tau\acute{o}\mu\eta$ , a cut]. An instrument for puncturing the fetal membranes.

**Amnitis** (*am-ni'-tis*). Same as *Amniotitis*.

**Amœba** (*am-e'-bah*). See *Ameba*.

**Amœboid** (*am-e'-boid*). See *Ameboid*.

**Amœbodont** (*am-e'-bo-dont*). See *Amebodont*.

**Amœnomania** (*am-e-no-ma'-ne-ah*). See *Amenomania*.

**Amomum** (*am-o'-mum*) [ $\acute{\alpha}\mu\omicron\mu\omicron\nu$ , an Eastern spice plant]. A genus of scitamineous plants to which the cardamom (*A. cardamomum*) and Grains of Paradise (*A. granum paradisi*) belong.

**Amorphia** (*ah-mor'-fe-ah*) [ $\acute{\alpha}$  priv.;  $\mu\omicron\rho\phi\acute{\eta}$ , form]. Shapeless condition.

**Amorphinism** (*ah-mor'-fin-izm*) [ $\acute{\alpha}$  priv.; *Morpheus*, the god of sleep]. The condition resulting from the withdrawal of morphine from one habituated to the drug.

**Amorphism** (*ah-mor'-fizm*) [ $\acute{\alpha}$  priv.;  $\mu\omicron\rho\phi\acute{\eta}$ , a form]. The state or quality of being amorphous or without shape; specifically, absence of crystallization; want of crystalline structure.

**Amorphous** (*ah-mor'-fus*) [ $\acute{\alpha}$  priv.;  $\mu\omicron\rho\phi\acute{\eta}$ , a form]. Formless, shapeless, non-crystallized. **A. Quinin**, quinoïdin, its salts being non-crystallizable.

**Amorphus** (*ah-mor'-fus*) [ $\acute{\alpha}$  priv.;  $\mu\omicron\rho\phi\acute{\eta}$ , a form]. An acardiacus without head or extremities. See also *Anideus*. **A. Globulus**. See *Anideus*.

**Amotio** (*am-o'-she-o*) [L.]. A detachment. **A. Retinæ**. See *Ablatio Retinæ*.

**Ampac** (*am'-pak*) [E. *Indian*]. An East Indian rutaceous tree of the genus *Xanthoxylum* or *Ampacus*. Its leaves are used in medicating baths, and its odoriferous resin is a stimulant. Unof.

**Ampelopsin** (*am-pel-op'-sin*). See *American Ivy*.

**Ampelopsis** (*am-pel-op'-sis*). See *American Ivy*.

**Ampelotherapy** (*am-pel-o-ther'-a-pe*) [ $\acute{\alpha}\mu\pi\epsilon\lambda\omicron\varsigma$ , a grapevine;  $\theta\epsilon\rho\alpha\pi\acute{\epsilon}\nu\epsilon\upsilon\omega$ , to heal]. The *Grape-cure*, *q. v.*

**Ampérage** (*om'-pār-ahj*) [Fr.]. The number of am-pères passing in a given circuit.

**Ampère** (*om-pār')* [a French physicist]. See *Electrical Units*. **A.'s Laws** relate to the forces between conductors carrying electric currents. *Avogadro's law*, that equal volumes of a gas when under the same conditions contain the same number of molecules, is also called *Ampère's Law*. In honor of Ampère, the unit of measurement of an electric current is called an *Ampère*.

**Ampèremeter** (*am'-pār-me-ter*) [*Ampère*;  $\mu\acute{\epsilon}\tau\rho\nu$ , to measure]. An instrument for estimating the current of an electric circuit in am-pères.

**Ampère's Law.** See *Law*.

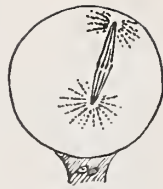
**Amphanthium** (*amf-an'-the-um*) [ $\acute{\alpha}\mu\phi\acute{\iota}$ , about;  $\acute{\alpha}\nu\theta\omicron\varsigma$ , a flower]. See *Clinanthium*.

**Amphemerina** (*am-fe-mer'-in-ah*) [ $\acute{\alpha}\mu\phi\eta\mu\epsilon\rho\acute{\iota}\nu\omicron\varsigma$ , daily]. A hectic or intermittent fever that recurs daily.

**Amphi-** (*am'-fe*) [ $\acute{\alpha}\mu\phi\acute{\iota}$ , around]. A prefix signifying *about*, *on both sides*, *around*, *etc.*, as *amphiarthrosis*, *amphibia*, *etc.*

**Amphiarthrosis** (*am-fe-ar-thro'-sis*) [ $\acute{\alpha}\mu\phi\acute{\iota}$ , around;  $\acute{\alpha}\rho\theta\rho\omicron\nu$ , a joint]. A form of mixed articulation in which the surfaces of the bones are connected by broad discs of fibro-cartilage, or else they are covered with fibro-cartilage and connected by external ligaments. It is distinguished by limited flexion in every direction, as, *e.g.*, between the vertebrae.

**Amphias** (*am'-fē-as-ter*) [ἀμφί, around; ἄστρον, a star]. In biology, the figure formed in both direct and indirect cell division, by the achromatin threads and chromatin granules united to form the so-called nuclear spindle, together with the threads of cell-protoplasm radiating from a rounded clear space at each end of the spindle known as the stars or suns.



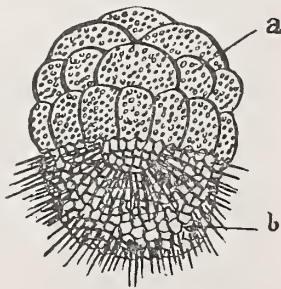
AMPHIAS IN AN OVARIAN EGG.

**Amphibia** (*am-fib'-e-ah*) [ἀμφί, both; βίος, life]. A class of the *Vertebrata*, living during their life both in the water and upon the land, as the frog, newt, etc.

**Amphibious** (*am-fib'-e-us*) [ἀμφί, both; βίος, life]. Living both on land and water.

**Amphiblastic** (*am-fe-blas'-tik*) [ἀμφί, on both sides; βλαστός, a germ]. In biology, pertaining to that form of complete segmentation that gives rise to an amphiblastula.

**Amphiblastula** (*am-fe-blas'-tu-lah*) [ἀμφί, on both sides; dim. of βλαστός, a germ]. In biology, the mulberry-mass or morula-stage in the development of a holoblastic egg. It follows the stage known as amphimorula.



AMPHIBLASTULA.

a, Granular cells which will form the epiblast. b, Ciliated cells which become invaginated to form the hypoblast. (After Balfour.)

**Amphibletritis** (*am-fe-bles-tri'-tis*) [ἀμφίβλητρον, a net; ῖτις, inflammation]. Inflammation of the retina.

**Amphiblestroid** (*am-fe-bles'-troid*) [ἀμφίβλητρον, a net; εἶδος, form]. Net-like. A. Membrane, the retina.

**Amphibolia** (*am-fe-bo'-le-ah*) [ἀμφίβολία, uncertainty]. The vacillating period of a fever or disease.

**Amphibolic** (*am-fe-bo'-lik*) [ἀμφίβολος, uncertain]. Uncertain; doubtful. A qualification applied by Wunderlich to a period in the febrile process occurring between the fastigium and the defervescence, and marked by irregular exacerbations and remissions.

**Amphibranchia** (*am-fe-brang'-ke-ah*) [ἀμφί, around; βράγχια, the gills]. The tonsils, pharynx, and nasopharynx.

**Amphicarpic** (*am-fe-kar'-pik*). Same as *Amphicarpous*.

**Amphicarpous** (*am-fe-kar'-pus*) [ἀμφί, on both sides, around; καρπός, fruit]. In biology, producing fruit of two kinds, either as regards form or season of ripening.

**Amphicelous** (*am-fe-sel'-lus*) [ἀμφί, at both ends; κοίλος, hollow]. In biology, biconcave, as the center of the vertebra of fishes.

**Amphicrania** (*am-fe-kra'-ne-ah*) [ἀμφί, both; κρανίον, the skull]. Headache affecting both sides of the head.

**Amphicreatin** (*am-fe-kre'-at-in*) [ἀμφί, around; κρέας, flesh],  $C_9H_{19}N_7O_4$ . One of the muscle-leucomaines. It crystallizes in brilliant oblique prisms of a yellowish-white color. It is tasteless and faintly basic. It resembles creatin in its properties.

**Amphicreatinin** (*am-fe-kre-at'-in-in*) [ἀμφί, around; κρέας, flesh],  $C_9H_{10}N_7O_4$ . A member of the creatinin group of leucomaines said to have toxic qualities. It is derived from muscle.

**Amphid** (*am'-fid*) [ἀμφί, both]. In chemistry, a name given to a salt of an acid containing oxygen; that is, a name given to salts other than haloid.

**Amphideum** (*am-fid'-e-um*) [ἀμφιδέα, a ring; πλ., *Amphidea*]. The margin or edge of the os uteri.

**Amphidiarthrosis** (*am-fe-di-ar-thro'-sis*) [ἀμφί, both; διάρθρωσις, articulation]. The articulation of the lower jaw, as it partakes of the nature both of ginglymus and arthrodia.

**Amphidisc**, **Amphidisk** (*am'-fe-disk*) [ἀμφί, at both ends; δίσκος, a round plate]. In biology, a sponge-spicule consisting of an axil terminated by two toothed discs.

**Amphigenous** (*am-fij'-en-us*) [ἀμφί, both; γένος, kind]. In biology, growing indifferently on both sides, as certain parasitic fungi.

**Amphigony** (*am-fig'-o-ne*) [ἀμφί, on both sides; γόνος, offspring]. The sexual process in its broadest sense; gamogenesis.

**Amphimixis** (*am-fi-miks'-is*) [ἀμφί, on both sides; μίξις, mixing]. In biology, the mingling of two individuals or their germs; sexual reproduction.

**Amphimonerula** (*am-fe-mo-ner'-u-lah*) [ἀμφί, on both sides; μονήρης, single]. In biology, the monerula or cytoe-stage of an unequally segmenting, holoblastic egg.

**Amphimorula** (*am-fe-mor'-u-lah*) [*amphi*, on both sides; *morula*, a mulberry]. In biology, the morula, or globular mass of cleavage cells resulting from unequal segmentation, the cells of the hemispheres being unlike in size.

**Amphioxus** (*am-fe-oks'-us*) [ἀμφί, both; ὀξύς, sharp]. A genus of fishes tapering at both ends, the lancelet.

**Amphipyrenin** (*am-fe-pi-re'-nin*) [ἀμφί, around; πυρήν, mass]. The nuclear membrane of a cell.

**Amphismela** (*am-fis-me'-lah*) [ἀμφί, both; μέλη, a probe]. A double-edged surgical knife.

**Amphisphalsis** (*am-fe-sfal'-sis*) [ἀμφίσφαλσις, a throwing or turning round]. Circumduction, as of a limb in reducing a luxation.

**Amphistoma** (*am-fis'-to-mah*) [ἀμφί, double; στόμα, mouth]. A genus of trematode worms, named from the mouth-like apparatus at either end. One species, *A. hominis*, has been found in the large intestine of man, in the tropical regions. See *Parasites*, Table of.

**Amphistylic** (*am-fe-sit'-lik*) [ἀμφί, on both sides; στύλος, a pillar]. In biology, having styles or supports on both sides, as the mandibular arches of sharks.

**Amphitheat** (*am'-fe-thekt*) [ἀμφί, on both sides; θεῖος, sharpened]. In biology, having unequal angles or surfaces.

**Amphitoky** (*am-fit'-o-ke*) [ἀμφί, both; τόκος, producing]. The production of both male and female forms in parthenogenesis.

**Amphitropus** (*am-fit'-ro-pus*) [ἀμφί, around; τρέπειν, to turn]. 1. In biology, having the funiculus attached to the ovule midway between the chalaza and micropyle. 2. Having a C-shaped embryo.

**Amphodiplopia** (*am-fō-dip-lo'-pe-ah*) [ἀμφω, both; διπλός, double; ὤψ, eye]. Double vision affecting each of the eyes.

**Ampho-peptone** (*am-fō-pep'-tōn*). See *Pepton*.

**Amphophile** (*am'-fō-fil*) [ἀμφω, both; φιλέιν, to love]. Readily stainable alike with acid and basic dyes (a qualification applied to certain histological and pathological elements).

**Amphophilous** (*am-fōf'-il-us*) [ἀμφω, both; φιλέιν, to love]. Staining with either alkaline or acid dyes.

**Amphora** (*am'-fō-rah*) [ἀμφί, on both sides; φέρειν, a bearer]. In biology, the lower portion of a seed capsule, or pyxidium.



**Amphoric** (*am-for'-ik*) [*amphora*, a two-handled vessel]. Like the sound produced by blowing across the mouth of a bottle. **A. Breathing**, breath sounds with an amphoric or musical quality heard in diseased conditions of the lung, as in phthisis with cavity-formation. **A. Resonance**, in auscultation, a metallic sound like that of blowing into a bottle, caused by the reverberation of sound in a cavity of the lung. **A. Respiration**. See *A. Breathing*.

**Amphoricity** (*am-for-is'-i-te*) [*amphora*, a two-handled vessel]. The quality of being amphoric; the giving forth of amphoric sounds.

**Amphoriloquy** (*am-for-il'-o-kwe*) [*amphora*, a bottle; *loqui*, to speak]. The production of amphoric sounds in speaking.

**Amphorophony** (*am-for-of'-o-ne*) [*ἀμφορείς*, a jug; *φωνή*, a sound]. An amphoric resonance or sound.

**Amphoteric** (*am-fō-ter'-ik*) [*ἀμφοτερος*, both of two]. Having the power of altering the color of both red and blue test paper, as milk. Neither acid nor alkaline; applied to such substances as glucose, gums, etc.

**Amplectant** (*am-plek'-tant*) [*amplecti*, embrace]. In biology, embracing; winding about, as a tendril or petiole.

**Amplexation** (*am-pleks-a'-shun*) [*amplexatio*, an embrace]. The treatment of a fractured clavicle by an apparatus that fixes the shoulder and covers a part of the chest and neck.

**Amplexicaudate** (*am-plex-e-kaw'-dāt*) [*amplexatio*, an embrace; *cauda*, a tail]. In biology, having the entire tail included in the interfemoral membrane.

**Amplexicaul** (*am-pleks'-e-kawl*) [*amplexus*, embracing; *caulis*, a stem]. In biology, clasping or embracing the stem, as a leaf.

**Amplexifoliate** (*am-pleks-e-fō'-le-āt*) [*amplexus*, embracing; *folium*, leaf]. In biology, plants, the leaves of which embrace the stem.

**Ampliation** (*am-ple-a'-shun*) [*ampliare*, to increase]. Dilatation or distention of a part or cavity.

**Amplification** (*am-plif-ik-a'-shun*) [*amplificare*, to enlarge]. 1. Increase of the visual area, in microscopy. 2. Enlargement, as of a diseased organ.

**Amplifier** (*am'-ple-fi-er*) [*amplificare*, to enlarge]. An apparatus sometimes used in microscopy for increasing the magnification. It consists of a diverging lens or combination placed between the objective and the ocular, and giving to the image-forming rays from the objective an increased divergence. **A., Tolles's**, an accessory used in magnification and first made effective by a manufacturer named Tolles.

**Amplitude** (*am'-ple-tūd*) [*amplitudo*, the extent of a thing]. The range or extent, as of vibrations and undulations, the pulse, etc.

**Ampulla** (*am-pul'-ah*) [L., A Roman wine jug]. The trumpet-mouthed or dilated extremity of a canal, as of the lachrymal canal, the receptaculum chyli, the Fallopian tubes, mammary ducts, semicircular canals, vas deferens, etc. Chemically, the term denotes a large-bellied bottle. **A. of Bryant**, the apparent distention of an artery immediately above a ligature, due to the contraction of the vessel above the ampulla where it is not completely filled with clot. **A. Chyli**, the receptaculum chyli. **A., Lieberkühn's**, the cecal terminus of one of the lacteals in the villi of the intestines. **A. of Rectum**, the portion above the perineal flexure. **A. of Vater**, the site of entrance of the common bile-duct and pancreatic duct into the duodenum.

**Ampullula** (*am-pul'-u-lah*) [dim. of *ampulla*, a Roman wine jug]. A small ampulla, as in the lymphatic or lacteal vessels.

**Amputation** (*am-pu-ta'-shun*) [*amputare*, to cut away]. The removal of a limb or part of the body by the

knife, ligature, or other means, or as a result of gangrene, constriction (e.g., of the cord, in the fetus), or the disease, *anhum*. For special amputations see *Operations, Table of*. **A., Accidental**, the separation of a limb by some form of accident. **A., Bloodless**, one in which there is but slight loss of blood, on account of the circulation being controlled by mechanical means. **A., Central**, one in which the scar is situated at or near the center of the stump. **A., Circular**, that performed by making a single flap, by circular sweeps of a long knife, through skin and muscles, in a direction vertical to the plane of the limb. **A., Circular Skin Flap**, a modification of the circular, in which the skin flap is dissected up, and the muscles divided at a higher level. **A., Coat-sleeve**, a modification of the circular, in which the cutaneous flap is made very long, the end being closed by being gathered together by means of a tape. **A., Congenital**, amputation of fetal portions due to constriction by amniotic bands of lymph. **A. in the Contiguity**, amputation at a joint. **A. in the Continuity**, amputation of a limb elsewhere than at a joint. **A., Consecutive**, an amputation during the period of suppuration or later. **A., Cutaneous**, one in which the flaps are composed exclusively of the integuments. **A., Diclastic**, one in which the bone is broken with an osteoclast, and the soft tissues divided by means of an écraseur. Its object is to avoid hemorrhage and purulent infection. **A., Double Flap**, one in which two flaps are formed from the soft tissues. **A., Dry**. See *A., Bloodless*. **A., Eccentric**, one in which the scar is situated away from the center of the stump. **A., Elliptical**, one that may be performed by a single sweep, as in the circular method; the wound, however, having an elliptical outline, on account of the oblique direction of the incision. **A. of Expediency**, one performed for cosmetic effect. **A., Flap**, one in which one or more flaps are made from the soft tissues, the division being made obliquely. **A., Flapless**, one in which, on account of destruction of the soft parts, flaps cannot be formed, the wound healing by granulation. **A., Galvano-caustic**, one in which the soft parts are divided with the galvano-cautery, followed by division of the bone by the saw. **A., Immediate**, one done within twelve hours after the injury, during the period of shock. **A., Intermediary or Intermediate**, one performed during the period of reaction, and before suppuration. **A., Intrauterine**. See *A., Congenital*. **A., Major**, amputation of the extremities above the wrist or ankle joints. **A., Mediate**. See *A., Intermediary*. **A., Minor**, amputation of the extremities below the wrist or ankle joints. **A., Mixed**, a combination of the circular and flap methods. **A., Multiple**, amputation of two or more members at the same time. **A., Musculo-cutaneous**, one in which the flaps consist of skin and muscle. **A., Musculo-tegumentary**. See *A., Musculo-cutaneous*. **A., Natural**. See *A., Congenital*. **A., Oblique**. See *A., Oval*. **A., Osteoplastic**, one in which there is section and apposition of portions of bone, in addition to the amputation. **A., Oval**, a modification of the elliptical, in which the incision consists of two reversed spirals, instead of the one oblique. **A., Partial**, 1. One in which but a portion of the extremity is removed. 2. An incomplete congenital amputation. **A., Pathological**, one done for tumor or other diseased condition. **A., Primary**, one done after the period of shock and before the occurrence of inflammation. **A., Racket**, a variety of the oval amputation, in which there is a single longitudinal incision continuous below with a spiral incision on either side of the limb. **A., Secondary**, one performed during the period of sup-



puration. **A.**, Spontaneous. See *A.*, Congenital. Also occurs in the disease, anihum. **A.**, Subperiosteal, one in the continuity, the cut end of the bone being covered by periosteal flaps. **A.**, Surgical, a formal amputation in contradistinction to accidental or congenital *A.* **A.**, Synchronous. See *A.*, Multiple. **A.** by Transfixion, one done by thrusting a long knife completely through a limb, and cutting the flaps from within out. **A.**, Traumatic, one performed on account of injury.

**Amputatura** (*am-pu-tat-u'-rah*) [L.; *pl.*, *Amputaturæ*]. An amputation; loss of a member.

**Amuck** (*a-muk'*) [Malay]. In a state of murderous frenzy; in Oriental regions persons, mostly hashish eaters, often attack and kill those whom they meet while in a state of wild fury. In some cases the infuriated persons take this method of seeking death, for they are shot down at sight.

**Amusia** (*ah-mu'-se-ah*) [*à priv.*; *musa*, μουσα, muse]. Pathological loss or subnormal ability to produce or comprehend music or musical sounds, an abnormality as regards music analogous to aphasia as regards the faculty of speech. **Motor A.**, the music is understood, but there is loss of the power of singing or of otherwise reproducing music. **Paramusia**, faulty and imperfect reproduction of music. **Sensory A.**, musical deafness, or the loss of the power of comprehension of musical sounds. See also *Alexia*, *Musical*; *Agraphia*, *Musical*; and *Aminia*, *Musical*.

**Amussat's Operations.** See *Operations*, *Table of*.

**Amyelencephalia** (*ah-mi-el-en-sef-a'-le-ah*) [*à priv.*; *μυελόν*, marrow; *κεφαλή*, the head]. Congenital absence of both brain and spinal cord.

**Amyelencephalus** (*ah-mi-el-en-sef'-al-us*) [*à priv.*; *μυελόν*, marrow; *κεφαλή*, the head]. A fetal monster having neither brain nor spinal cord.

**Amyelia** (*ah-mi-el'-le-ah*) [*à priv.*; *μυελός*, marrow]. The congenital absence of the spinal cord.

**Amyelinic** (*ah-mi-el-in'-ik*) [*à priv.*; *μυελός*, marrow]. Having no myelin; applied to certain nerve fibers, especially those seen in neuromata.

**Amyelonervia** (*ah-mi-el-o-ner'-ve-ah*). See *Amyeloneuria*.

**Amyeloneuria** (*ah-mi-el-o-nu'-re-ah*) [*à priv.*; *μυελός*, marrow; *νεύρον*, a nerve]. Paresis of the spinal cord.

**Amyelotrophy** (*ah-mi-el-ot'-ro-fè*) [*à priv.*; *μυελός*, marrow; *τροφή*, nourishment]. Atrophy of the spinal cord.

**Amyelus** (*ah-mi-el'-us*) [*à priv.*; *μυελός*, marrow]. A fetal monstrosity with partial or complete absence of the spinal cord.

**Amyencephalus** (*ah-mi-en-sef'-al-us*). See *Amyelencephalus*.

**Amygdala** (*am-ig'-dal-ah*) [L.; *gen.*, *Amygdalæ*]. 1. Almond. The seeds of *Prunus Amygdalus*, var. *amara* and *dulcis*, containing the principle *Emulsin* or *Synaptase*. The former contains *Amygdalin*. The expressed oil of the sweet almond is a demulcent useful in skin-affections; in doses of ʒj–ij it is a mild laxative. The oil of *A. amara* is used in cosmetics. 2. The tonsil. **A. amaræ**, **Aq.**, a 1:1000 solution of the oil in water. Dose indefinite. **A. amaræ**, **Ol.**, a volatile oil, bitter to the taste. Contains 3–14 per cent. of hydrocyanic acid. Dose ʒj/4–j. **A. amaræ**, **Spt.**, oil of bitter almond 1, alcohol 80, distilled water q. s. **A.**, **Emulsum**, oil of sweet almonds 6 per cent., sugar, water, and acacia q. s. Dose ʒj–ʒss. **A. expressum**, **Ol.**, oil of sweet almonds. **A.**, **Pulv.**, **Comp.** (B. P.), contains sweet almonds, refined sugar, and gum acacia. Used to make *A.*, *Emulsum*. **A.**, **Syr.**, sweet almond 14, bitter almond 4, sugar 20, orange-flower water 10, water 13, syrup q. s.

**Amygdalæ** (*am-ig'-dal-e*) [L., *pl.*]. The tonsils.

**Amygdalin** (*am-ig'-dal-in*) [*Amygdala*],  $C_{20}H_{27}NO_{11} + 3H_2O$ . A substance that occurs in bitter almonds, and in various plants, as well as in the leaves of the cherry laurel. It forms white, shining leaflets, of a bitter taste, readily soluble in water and hot alcohol.

**Amygdaline** (*am-ig'-dal-in*) [*ἀμυγδάλη*, almond]. 1. Almond-like. 2. The fissure ectad of, or collocated with the amygdaloid tubercle. See *Fissure*.

**Amygdalitis** (*am-ig'-dal-i'-tis*) [*ἀμυγδάλη*, almond; *ιτις*, inflammation]. Tonsillitis.

**Amygdaloid** (*am-ig'-dal-oid*) [*ἀμυγδάλη*, almond; *ειδος*, form]. Like a tonsil, or almond. **A. Fossa**, the depression for the lodgment of the tonsil. **A. Tubercle**, a projection of gray or cortical matter at the end of the descending cornu of the lateral ventricle of the brain. It is attached to the temporal lobe, and appears to be nearly isolated by white substance.

**Amygdalolith** (*am-ig'-dal'-o-lith*) [*ἀμυγδάλη*, an almond; *λίθος*, a stone]. A concretion or calculus found in the tonsils.

**Amygdalonus** (*am-ig'-dal-ong'-kus*) [*ἀμυγδάλη*, almond; *ὄγκος*, a mass]. Any tumor or swelling of the tonsil.

**Amygdalopathy** (*am-ig'-dal-op'-a-the*) [*ἀμυγδάλη*, an almond; *πάθος*, a disease]. Any disease of the tonsils.

**Amygdalotome** (*am-ig'-dal-o-tōm*) [*ἀμυγδάλη*, an almond; *τέμνειν*, to cut]. An instrument used in cutting the tonsils.

**Amygdalotomy** (*am-ig'-dal-ot'-o-me*) [*ἀμυγδάλη*, a tonsil; *τέμνειν*, to cut]. Tonsillotomy; partial or complete abscission of a tonsil.

**Amykos** (*ah-mi'-kos*) [*à priv.*; *μύκος*, a fungus]. An antiseptic fluid composed of boric acid, glycerin and infusion of cloves. Of reputed service in gonorrhea, dental caries, and catarrhs. Unof.

**Amyl** (*am'-il*) [*ἀμύλον*, fine starch]. The hypothetical radical  $C_5H_{11}$  of amyl alcohol, the fifth term of the series of alcohol radicals,  $C_nH_{2n+1}$ . **A. Alcohol**. See *Amylic Alcohol*. **A. Hydrate**. See *Amylic Alcohol*. **A. Nitrite**, nitrite of amyl,  $C_5H_{11}NO_2$ , a clear, yellowish liquid, ethereal, aromatic, volatile; produces vascular dilatation and great cardiac activity, and hence is useful in angina pectoris, respiratory neuroses, etc. Dose, internally, ʒj/4–j dissolved in alcohol; by inhalation, ʒj–v. **A. Valerianate**. See *Apple Oil*.

**Amylaceous** (*am-il'-se-us*) [*amylum*, starch]. Containing starch; starch-like. See *Corpora amylacea*.

**Amylene** (*am'-il'-en*) [*ἀμύλον*, starch],  $C_5H_{10}$ . A transparent, liquid hydrocarbon, having anesthetic properties, but dangerous to use. See *Anesthetic*. **A. Hydrate**,  $C_5H_{12}O$ , a tertiary alcohol having hypnotic effects, and antagonistic to strychnin. Dose ʒj–ʒjss. Unof.

**Amylic** (*am-il'-ik*) [*ἀμύλον*, starch]. Pertaining to Amyl. **A. Alcohol**, Fusel Oil, Potato Starch Alcohol, Amyl Hydrate. An alcohol having the composition  $C_5H_{12}O$ , occurring in the continued distillation of fermented grain. The pure substance has considerable value as a hypnotic. In large doses it suppresses tactile sensibility and produces motor paralysis. It is employed with advantage in mental disorders. It was formerly much used to adulterate whisky. Dose ʒj–ʒjss. Unof.

**Amylo-dextrin** (*am-il-o-deks'-trin*). Same as *Erythro-dextrin*. See *Soluble Starch*.

**Amylogen** (*am-il'-o-jen*) [*ἀμύλον*, starch; *γενής*, produce]. Soluble starch.

**Amylogenic** (*am-il-o-jen'-ik*) [*ἀμύλον*, starch; *γενής*, produce]. Starch-producing.

**Amyloid** (*am'-il-oid*) [ἀμυλον, starch; εἶδος, form]. Starch-like. **A. Bodies**, pathological products resembling starch grains found in the membranes of the brain and other nervous tissues, the prostate, etc. **A. Degeneration**, waxy, fatty, or lardaceous degeneration; a disease occurring in most of the organs of the body, and indicative of impaired nutritive function. It is a nitrogenous, not starchy body, of uncertain composition. For staining see *Iodin*, *Methyl Violet*, *Safranin*, *Rose Bengale*, in *Table of Stains*. **A. Kidney**. See *Bright's Disease*.

**Amylolysis** (*am-il-ol'-is-is*) [ἀμυλον, starch; λύσις, solution]. The digestion of starch, or its conversion into sugar.

**Amylolytic** (*am-il-o-lit'-ik*) [ἀμυλον, starch; λύσις, solution]. Pertaining to or effecting the digestion of starch. Pertaining to ferments, like the saliva and pancreatic juice, that convert starch into sugar.

**Amylometer** (*am-il-om'-et-er*) [ἀμυλον, starch; μέτρον, a measure]. An apparatus for estimating the amount of starch in a solution.

**Amyloplast** (*am-il-o-plast*) [ἀμυλον, starch; πλάσσειν, to form]. A leucoplast; a starch-forming protoplasmic granule.

**Amylopsin** (*am-il-op'-sin*) [ἀμυλον, starch; ὄψις, appearance]. A ferment said to exist in pancreatin. See *Ferments*.

**Amylose** (*am-il-os*) [ἀμυλον, starch]. Any one of a certain group of the carbohydrates, comprising starch, glycogen, dextrin, inulin, gum, cellulose, and tunicin.

**Amylum** (*am'-il-um*) [L., gen. *Amyli*], C<sub>6</sub>H<sub>10</sub>O<sub>5</sub>. Starch. The internal cells of *Triticum vulgare*, common wheat, all other cereals, and many tubers, piths, and roots, such as potato, cassava, etc.; it constitutes nearly the whole of arrow-root, tapioca, and sago. It is converted into glucose by boiling with mineral acids. It is one of the most valuable nutrients known, but inert medicinally. **A. glyceritum**, a jelly for external application. Starch 10, water 10, glycerin 80. **A., Mucilago** (B. P.), used in making enemata. **A. iodatum**, contains starch 95, iodine 5 per cent., triturated with distilled water and dried. Dose ʒ j-ʒ ss. See *Table of Carbohydrates under Carbohydrate*.

**Amyocardia** (*am-i-o-kar'-de-ah*) [ἀ priv.; μῦς, muscle; καρδιά, the heart]. Lack of muscular power in the heart's contractions.

**Amyosthenia** (*am-i-o-sthe'-ne-ah*) [ἀ priv.; μῦς, muscle; σθένος, force]. Deficient muscular power without obvious disease or lesion.

**Amyosthenic** (*am-i-o-sthen'-ik*) [ἀ priv.; μῦς, muscle; σθένος, force]. Pertaining to amyosthenia. Also, a medicine or agent depressing muscular action.

**Amyotrophia** (*am-i-o-tro'-fe-ah*) [ἀ priv.; μῦς, muscle; τροφή, nourishment]. Atrophy of a muscle.

**Amyotrophic** (*am-i-o-trof'-ik*) [ἀ priv.; μῦς, muscle; τροφή, nourishment]. Dependent on or relating to muscular atrophy. **A. Paralysis**, that which is due to muscular atrophy.

**Amyotrophy** (*am-i-ot'-ro-fe*). See *Amyotrophia*.

**Amyous** (*am'-i-us*) [ἀ priv.; μῦς, muscle]. Weak; deficient in muscle or muscular strength.

**Amyrin** (*am'-e-rin*) [*amyris*], C<sub>40</sub>H<sub>66</sub>O. A resinous principle derived from Mexican Elemi. *Amyris elemifera*, L.

**Amyris** (*am'-e-ris*) [L.]. A genus of tropical trees and shrubs producing fragrant resins and gums, such as Elemi, etc.

**Amyxia** (*ah-miks'-e-ah*) [ἀ priv.; μύξα, mucous]. Deficiency in the normal secretion of mucus.

**Ana** (*an'-ah*) [ἀνά, so much each]. A Greek preposition signifying *through*, *up*, *again*, etc. In prescriptions contracted to *aa*, meaning of *each*.

**Anabamous** (*an-ab'-am-us*) [ἀνά, upward; βαίνειν, to go]. In biology, climbing, as certain fishes (*Anabas scandens*).

**Anabasis** (*an-ab'-as-is*) [ἀναβαίνειν, to go up]. The increasing stage of a fever or other acute disease; the stage preceding the climax.

**Anabatic** (*an-ab-at'-ik*) [ἀναβατικός, ascending]. Increasing; growing more intense; as the anabatic stage of a fever.

**Anabiosis** (*an-ab-i-o'-sis*) [ἀναβίωειν, to come to life again]. The phenomenon of a restoration of vitality possessed by certain organisms after apparent death, or even after heating to 140° C.

**Anabiotic** (*an-ab-i-ot'-ik*) [ἀναβίωειν, to come to life again]. 1. Relating to anabiosis. 2. Restoring the strength or activity.

**Anabole** (*an-ab'-o-le*) [ἀναβάλλειν, to throw up]. A throwing up; what is thrown up; vomit; vomiting; expectoration; regurgitation.

**Anabole** (*an-ab-ol'-er-je*) [ἀναβάλλειν, to throw up; ἔργον, work]. The force expended or work performed in anabolism, or in anabolic processes.

**Anabolic** (*an-ab-ol'-ik*) [ἀναβάλλειν, to throw or build up]. Pertaining to or characterized by anabolism.

**Anabolin** (*an-ab'-o-lin*) [ἀναβάλλειν, to throw or build up]. Any substance formed during the anabolic process.

**Anabolism** (*an-ab'-o-lizm*) [ἀναβάλλειν, to throw or build up]. Synthetic or constructive metabolism. Activity and repair of function. Opposed to *Catabolism*. The process by which simpler elements are built up into more complex. See *Metabolism*.

**Anabrosis** (*an-ab-ro'-sis*) [ἀνάβρωσις, an eating up]. Corrosion, or superficial ulceration.

**Anabrotic** (*an-ab-rot'-ik*) [ἀνάβρωσις, an eating up]. Pertaining to anabrosis; corrosive.

**Anacamptic** (*an-ak-amf'-tik*) [ἀνακάμπειν, to bend back]. Reflected, as sound or light; pertaining to or causing a reflection.

**Anacanthous** (*an-ak-an'-thus*) [ἀνάκανθος, spineless]. Without spines.

**Anacardium** (*an-ak-ar'-de-um*) [ἀνά, up; καρδιά, the heart, from its heart-shaped seeds]. 1. A genus of tropical trees. *A. occidentale* yields cashew gum and the cashew nut. 2. The oil of the pericarp of the cashew nut, known as cardol, and used as an escharotic. Of reputed value in leprosy. **A. Tinct.**, 1 to 10 of rectified spirit. Dose, m ij-x. **A. Ung.**, one part of the tar to eight of lard or vaselin. Used as a blistering ointment.

**Anacatadidymous** (*an-ak-at-ad-id'-im-us*) [ἀνά, up; κατά, down; δίδυμος, a twin]. Divided above and below, but jointed centrally into one; said of certain twin monsters.

**Anacatadidymus** (*an-ak-at-ad-id'-im-us*) [ἀνά, up; κατά, down; and δίδυμος, a twin]. An anacatadidymous monstrosity.

**Anacatharsis** (*an-ak-ath-ar'-sis*) [ἀνά, up; κάθαρσις, purgation]. Expectoration; vomiting.

**Anacathartic** (*an-ak-ath-ar'-tik*) [ἀνά, up; κάθαρσις, purgation]. Causing anacatharsis.

**Anaclasis** (*an-ak'-las-is*) [ἀνάκλασις, a breaking off, or back]. 1. Reflection or refraction of light or sound. 2. A fracture; forcible flexion of a stiff joint.

**Anaclastic** (*an-ak-las'-tik*) [ἀνάκλασις, a breaking off, or back]. Pertaining to refraction, or to anaclasis.

**Anaclisis** (*an-ak'-lis-is*) [ἀνάκλισις, a reclining]. Decubitus; the reclining attitude.


**Anacroasia** (*an-ak-ro-a'-se-ah*) [ἀν priv.; ἀκρόασις, hearing]. Inability to understand words that are heard, while the same words if read by the patient are understood.



**Anacrotic** (*an-ak-rof'-ik*) [*av* priv.; *ἀκρόσις*, hearing]. Relating to or characterized by anacrotism.

**Anacrotism** (*an-ak'-ro-tizm*) [*ἀνακροτέω*, to lift up and strike together]. A

peculiarity of the pulse-curve, when a series of closely-placed elastic vibrations occur in the upper part of the line of ascent, so that the apex appears dentate and forms an angle with the line of descent. It is constant in the venous pulse; is found in the arterial pulse when the systole of the left ventricle continues until the walls of the arteries begin to oscillate during the diastole. It occurs in hypertrophy and dilatation of the left ventricle (aortic insufficiency).



ANACROTIC RADIAL PULSE-TRACINGS  
a, a, the anacrotic parts.

**Anacusia** (*an-ak-u'-se-ah*) [*av* priv.; *ἀκοῦειν*, to hear]. Complete deafness; abolition of the sense of hearing.

**Anadenia** (*an-ad-el'-ne-ah*) [*av* priv.; *ἀδένη*, gland]. Insufficiency of glandular function. Chronic want of gastric secretion.

**Anadicrotic** (*an-ah-di-krot'-ik*) [*ἀνά*, upward; *δῖς*, twice; *κρότος*, a stroke]. Characterized by anadicrotism.

**Anadicrotism** (*an-ah-di'-krot-izm*) [*ἀνά*, upward; *δῖς*, twice; *κρότος*, a stroke]. Dicrotism of the pulse-wave occurring in the upward stroke.

**Anadidyous** (*an-ad-id'-im-us*) [*ἀνά*, up; *δίδυμος*, a twin]. Cleft upward into two, while single below—said of certain joined twins.

**Anadidymus** (*an-ad-id'-im-us*) [*ἀνά*, up; *δίδυμος*, a twin]. An anadidyous monster.

**Anadiplosis** (*an-ah-dip-lo'-sis*) [*ἀνά*, up, back; *διπλόειν*, to double]. The reduplication or redoubling of a fever-paroxysm.

**Anadiploctic** (*an-ah-dip-lot'-ik*) [*ἀνά*, up; *διπλόειν*, to double]. Characterized by anadiplosis.

**Anadipsia** (*an-ah-dip'-se-ah*) [*ἀνά*, intensive; *δίψα*, thirst]. Intense thirst.

**Anadipsic** (*an-ah-dip'-sik*) [*ἀνά*, intensive; *δίψα*, thirst]. Causing or relating to great thirst.

**Anadosis** (*an-ad'-o-sis*) [*ἀνάδοσις*, distributing]. Vomiting; upward determination of blood.

**Anadrom** (*an-ad'-rom*) [*ἀνά*, up; *δραμεῖν*, to run]. In biology, a fish that ascends rivers to spawn.

**Anadromous** (*an-ad'-ro-mus*) [*ἀνάδρομος*, running up]. Ascending; moving upward. Said of pains, etc.

**Anæmatopoesis** (*an-e-mat-o-poi-el'-sis*). See *Anæmatopoesis*.

**Anæmatosis** (*an-e-mat-o'-sis*). See *Anæmatosis*.

**Anæmia** (*an-e'-me-ah*). See *Anemia*.

**Anæmotrophy** (*an-e-mot'-ro-fe*). See *Anemotrophy*.

**Anaërobia** (*an-a-er-o'-be-ah*) [*av* priv.; *ἀήρ*, air; *βίος*, life]. Microorganisms having the power of living without either air or free oxygen. **A.**, **Facultative**, applied to organisms normally or usually living in the presence of oxygen, but under certain circumstances becoming anaërobic.

**Anaërobic** (*an-a-e-ro'-bik*) [*av* priv.; *ἀήρ*, air; *βίος*, life]. A term used of microorganisms, that live in the absence of free oxygen or air. See *Aërobic*.

**Anaërobiosis** (*an-a-er-o-bi-o'-sis*) [*av* priv.; *ἀήρ*, air; *βίος*, life]. Life sustained in the absence of free oxygen; the power of living where there is no free oxygen.

**Anaërobiotic** (*an-a-er-o-bi-o'-ik*). Same as *Anaërobiotic*.

**Anaerobious** (*an-a-e-ro'-be-us*) [*av* priv.; *ἀήρ*, air; *βίος*, life]. In biology, capable of existing without free

oxygen by a power of obtaining oxygen from organic substances.

**Anaërophyte** (*an-a'-e-ro-fit*) [*av* priv.; *ἀήρ*, air; *φυτόν*, a plant]. In biology, a plant capable of living without a direct supply of oxygen.

**Anaëroplastic** (*an-a-er-o-plas'-tik*) [*av*., priv.; *ἀήρ*, air; *πλάσσειν*, to shape]. Pertaining to anaëroplasty.

**Anaëroplasty** (*an-a'-er-o-plas-te*) [*av* priv.; *ἀήρ*, air; *πλάσσειν*, to shape]. The treatment of wounds by immersion in warm water, so as to exclude the air.

**Anæsthesia** (*an-es-the'-ze-ah*). See *Anesthesia*.

**Anæsthetic** (*an-es-thet'-ik*). See *Anesthetic*.

**Anætiological** (*an-e-te-o-log'-ik-al*). See *Anetiological*.

**Anagallis** (*an-ag-al'-is*) [L.]. A genus of plants. **A.** **arvensis**, Pimpernel. An herb having some local reputation as a remedy for rheumatism and as a preventive of hydrophobia. Dose of the fluid extract ʒj.

**Anagenesis** (*an-aj-en-el'-sis*) [*ἀναγέννησις*, regeneration]. Reparation or reproduction of tissues.

**Anagnostakis's Operation**. See *Operations*, Table of.

**Anagraph** (*an'-a-graf*) [*ἀναγραφή*, a writing out]. A physician's prescription or recipe.

**Anagyris** (*an-aj-i'-rin*) [*Anagyris*, from *ἀνά*, backward; *γίρος*, a circle],  $C_{14}H_{15}N_2O_2$ . An alkaloid from the seeds of *Anagyris fatida*, L., a leguminous shrub of Southern Europe. Its hydrochlorate is poisonous, slowing the respiration, and interfering with the heart's action. Unof.

**Anakroasia** (*an-ak-ro-a'-ze-ah*). See *Anacroasia*.

**Anakusis** (*an-ak-u'-sis*). See *Anacusia*.

**Anal** (*a'-nal*) [*anus*, the fundament]. Pertaining to the anus.

**Analepsia** (*an-al-ep'-se-ah*). See *Analepsis*.

**Analepsis** (*an-al-ep'-sis*) [*ἀνάληψις*, a taking up.]. Recovery of strength after disease.

**Analepsy** (*an'-al-ep-se*). See *Analepsis*.

**Analeptic** (*an-al-ep'-tik*) [*ἀναληπτικός*, restorative]. 1. Restorative. 2. Any agent restoring strength after illness, as nourishing foods and tonics.

**Analgen** (*an-al'-jen*) [*av* priv.; *ἄλγος*, pain],  $C_{10}H_{14}N_2O_4$ . A white, tasteless, crystalline powder, almost insoluble in water, soluble with difficulty in cold alcohol, but more readily in hot alcohol and dilute acids. It melts at 405.4° F. It is employed as an analgesic, antineuralgic, and antipyretic, in doses of from seven and a half to thirty grains. Unof.

**Analgesia** (*an-al-je'-ze-ah*) [*av* priv.; *ἄλγος*, pain]. Insensibility to or absence of pain.

**Analgesic** (*an-al-je'-sik*) [*av* priv.; *ἄλγος*, pain]. 1. Anodyne; relieving pain. 2. Affected with analgesia.

3. A remedy that relieves pain either by depressant action on the nerve centers or by impairing the conductivity of nerve fibers.

**Analgesin** (*an-al-je'-sin*). See *Antipyrin*.

**Analgia** (*an-al'-je-ah*) [*av* priv.; *ἄλγος*, pain]. Paralysis of the sense of pain; absence of pain.

**Analgetic** (*an-al'-jik*) [*av* priv.; *ἄλγος*, pain]. Analgesic.

**Analogism** (*an-al'-o-jism*) [*ἀναλογισμός*, reasoning; *ἀνά*, through; *λόγος*, ratio]. Diagnosis by analogy or by reasoning.

**Analogous** (*an-al'-o-gus*) [*ἀνάλογος*, conformable]. Conforming to, proportionate, answering to. See, also, *Analogue*. **A.** **Tissues**, morbid tissues similar to the elementary and normal tissues of the body.

**Analogue** (*an'-al-og*) [*ἀνάλογος*, conformable]. A part or organ having the same function as another, but with a difference of structure. The correlative term, *homologue*, denotes identity of structure with difference of function. The wing of the butterfly and that of the bird are *analogous*, but the wing of a bird and the arm of a man are *homologous*. **A.**, **Non-homologous**, are parts that have a similarity of



function without any similarity as to relative position, *e.g.*, the legs of a lizard and those of a lobster. **A., Homologous**, is used of parts that are similar both as to function and relative position, *e.g.*, the wings of a bat and of a bird.

**Analysis** (*an-al'-is-is*) [*ἀναλύνειν*, to unloose]. The resolution of compound bodies into simpler, or constituent parts. **A., Densimetric**, analysis of a subject by means of determining the specific gravity of the solution and thus estimating the amount of dissolved matter. **A., Gasometric**, the determination of the constituents of gaseous compounds, especially the determination of the amount of oxygen in samples of atmospheric air. **A., Gravimetric**, the quantitative determination by weight of the elements of a body. **A., Organic**, the determination of the elements of matter formed under the influence of life. The analysis of animal and vegetable tissues. **A., Proximate**, the determination of the simpler compound elements into which a substance may be resolved. **A., Qualitative**, the determination of the nature and number of elements that compose a body. **A., Quantitative**, the determination of the proportionate parts of the various elements of a compound. **A., Spectral**, the determination of the composition of a body by means of the spectroscope. **A., Ultimate**, the resolution of a compound, not into its simpler constituents, but its ultimate elements. **A., Volumetric**, the quantitative determination of a constituent by ascertaining the volume of a liquid required to complete a given reaction.

**Analyzer** (*an'-al-i-zer*) [*ἀναλύειν*, to unloose]. In microscopy, the Nicol prism placed at some level above the object which receives and exhibits the properties of light after polarization.

**Anamirtin** (*an-am-er'-tin*) [*Anamirta*, a genus of plants],  $C_{19}H_{36}O_2$ . A glycerid derived from *Cocculus indicus*, the berry-like fruit of *Anamirta paniculata*, L.

**Anamnesia** (*an-am-ne'-ze-ah*). See *Anamnesis*.

**Anamnesis** (*an-am-ne'-sis*) [*ἀνάμνησις*, a recalling to mind]. 1. The faculty of memory; recollection. 2. That which is recollected: information gained regarding the past history of a case from the patient or from his friends or from other persons.

**Anamnestic** (*an-am-ne'-tik*) [*ἀνάμνησις*, a recalling to mind]. 1. Recalling to mind; remembering. 2. Restorative of the memory.

**Anamnia** (*an-am'-ne-ah*). See *Anniota*.

**Anamnionic** (*an-am-ne-on'-ik*). Same as *Anamniotic*.

**Anamniotic** (*an-am-ne-ot'-ik*) [*ἀν priv.*; *ἀμνιον*, amnion]. In biology, without an amnion, as fishes.

**Anamorphism** (*an-am-or'-izm*). Same as *Anamorphosis*.

**Anamorphosis** (*an-am-orf-o'-sis*) [*ἀναμόρφωσις*; *ἀνα*, again; *μορφή*, to form]. Distortion or anomaly of development. In biology, gradual change of form in successive members of a group.

**Anamorphosy** (*an-am-or'-fo-se*). See *Anamorphosis*.

**Anam Ulcer**. A form of phagedena such as is common in hot countries. It begins with an inflammation starting from a small abrasion of the skin, generally on the foot and leg, with sloughing of the inflamed skin, producing a sharp-cut ulcer that spreads slowly, preceded by an area of inflammation. Its course is remarkably slow, and its resistance to treatment obstinate. Syphilis and anemia are predisposing factors.

**Anandria** (*an-an'-dre-ah*) [*ἀν priv.*; *ἀνήρ*, man]. Lack of virility; male impotence.

**Anandrous** (*an-an'-drus*) [*ἀν priv.*; *ἀνήρ*, a male]. In biology, without stamens.

**Anantherous** (*an-an'-ther-us*) [*ἀν priv.*; *anthera*, anther]. In biology, without anthers.

**Ananthous** (*an-an'-thus*) [*ἀν priv.*; *ἄνθος*, a flower]. In biology, destitute of flowers.

**Anantochasmus** (*an-an-to-kaz'-mus*) [*ἀνάντης*, steep; *χάσμα*, a chasm]. Lissauer's term for a skull in which there is a forward inclination of the line connecting the basion and staphylion.

**Anantocoryphus** (*an-an-to-kor'-if-us*) [*ἀνάντης*, steep; *κορυφή*, the crown]. Lissauer's term for a skull in which the angle formed between the radius fixus and the line connecting the bregma and lambda is between 52° and 41°.

**Anantopyl** (*an-an'-o-pil'*) [*ἀνάντης*, steep, up-hill; *πίλη*, an entrance]. A term applied by Lissauer to skulls in which the foramen magnum looks slightly forward when referred to the radius fixus as a horizontal.

**Ananturaniscus** (*an-an-tu-ran-is'-kus*) [*ἀνάντης*, steep; *ὀμπρανσχος*, canopy, vault]. Lissauer's term for a skull in which there is a forward inclination of the line joining the alveolar point and the posterior border of the incisive foramen.

**Ananturanus** (*an-an-tu-ra'-nus*) [*ἀνάντης*, steep; *ὀμπρανός*, the vault]. Lissauer's term for a skull in which the radius fixus being horizontal, there is a forward-looking of the palate.

**Anapeiratic** (*an-ap-i-ra'-tik*) [*ἀναπειράσθαι*, to do again]. Due to frequent repetition; a general term for such affections as writers' and telegraphers' cramp, or paralysis.

**Anaphalantiasis** (*an-af-al-an-ti'-as-is*) [*ἀνά*, up; *φάλαθος*, bald in front]. The falling out of the eyebrows.

**Anaphases** (*an-af-a' sez*) [*ἀνά*, up; *φάσις*, a phase]. In biology, the phenomena of karyokinesis immediately preceding the formation of the daughter stars, and up to the formation of the resting daughter nuclei. See *Metaphases*.

**Anaphia** (*an-a'-fe-ah*) [*ἀν priv.*; *ἀφή*, touch]. Defect in the sense of touch.

**Anaphrodisia** (*an-af-ro-dis'-e-ah*) [*ἀν priv.*; *Ἀφροδίτη*, Venus]. Absence or impairment of sexual appetite.

**Anaphrodisiac** (*an-af-ro-dis'-e-ak*) [*ἀν priv.*; *Ἀφροδίτη*, Venus]. 1. Relating to, affected by, or causing anaphrodisia. 2. An agent that allays the sexual desire.

**Anaphroditic** (*an-af-ro-dit'-ik*) [*ἀν priv.*; *Ἀφροδίτη*, Venus]. Asexually produced.

**Anaphroditous** (*an-af-rod'-it-us*) [*ἀν priv.*; *Ἀφροδίτη*, Venus]. Having no sexual impulses or appetite.

**Anaplaste** (*an'-ap-lās*) [*ἀνά*, up; *πλάσσειν*, to build]. The stage of growth and development; the period before full maturity.

**Anaplast** (*an'-ap-last*) [*ἀναπλάσσειν*, to shape]. See *Leucoplast*.

**Anaplastic** (*an-ap-las'-tik*) [*ἀναπλάσσειν*, to build up]. 1. Relating to anaplasty; restoring a lost or defective part. 2. An agent that facilitates repair by restoring or increasing the plastic elements of the blood.

**Anaplasty** (*an'-ap-las-te*) [*ἀναπλάσσειν*, to build up]. Operation for the renewal or restoration of lost parts, commonly called a plastic operation; plastic surgery.

**Anaplerosis** (*an-ap-le-ro'-sis*) [*ἀνά*, up; *πληρύνειν*, to fill]. The restoration or repair of a wound, sore, or lesion in which there has been a loss of substance.

**Anaplerotic** (*an-ap-le-ro'-ik*) [*ἀνά*, up; *πληρύνειν*, to fill]. 1. Promotive of repair, favoring granulation. 2. A remedy or application that promotes repair.

**Anapneometer** (*an-ap-ne-on'-et-er*) [*ἀναπνοή*, respiration; *μέτρον*, a measure]. An anapnograph.

**Anapnograph** (*an-ap'-no-graf*) [*ἀναπνοή*, respiration; *γράφειν*, to write]. An apparatus registering the movements of inspiration and expiration, together with the quantity of air inhaled.

**Anapnoic** (*an-ap-no'-ik*) [*ἀνά*, against; *ἀπνοια*, want of breath]. Favoring respiration; relieving dyspnea.

**Anapnometer** (*an-ap-nom'-et-er*) [*ἀναπνοή*, respiration; *μέτρον*, a measure]. An anapneometer.

**Anapophysis** (*an-ap-off'-is-is*) [*ἀνά*, back; *ἀπόφυσις*, an offshoot]. An accessory process of a lumbar or posterior dorsal vertebra, corresponding to the inferior tubercle of the transverse process of a typical dorsal vertebra.

**Anarcotin** (*ah-nar'-ko-tin*) [*ἀ* priv.; *ναρκωτικός*, narcotic]. Narcotin, so called from its lack of narcotic power.

**Anargyrus** (*an-ar'-jir-us*) [*ἀν* priv.; *ἄργυρος*, silver: *pl.*, *Anargyri*]. An old name for a practitioner who treated the sick gratuitously.

**Anarrhea**, or **Anarrhœa** (*an-ar-e'-ah*) [*ἀνά*, up; *ῥοία*, flow]. Afflux to an upper part, as of blood to the head.

**Anarrhexis** (*an-ar-eks'-is*) [*ἀνά*, up; *ῥήξις*, fracture]. Surgical refracture of a bone.

**Anarthria** (*an-ar'-thre-ah*) [*ἀν* priv.; *ἄρθρον*, articulation]. 1. Partial aphasia from partial destruction of the paths of the motor tracts of speech, and characterized by defective articulation. 2. Without joints.

**Anarthrous** (*an-ar'-thrus*) [*ἀν* priv.; *ἄρθρον*, a joint]. Jointless. So corpulent that no joints are visible.

**Anasarca** (*an-ah-sar'-kah*) [*ἀνά*, through; *σάρξ*, the flesh]. An accumulation of serum in the areolar tissues of the body. If associated with effusion of fluid into serous cavities it is called *general dropsy*. If the affection is local, it is called *edema*. This local form is generally the result of some mechanical obstruction to the flow of blood in the part.

**Anasarcous** (*an-ah-sar'-kus*) [*ἀνά*, through; *σάρξ*, the flesh]. Affected with anasarca.

**Anaspadias** (*an-as-pa'-de-as*) [*ἀνά*, up; *σπάειν*, to draw]. An urethral opening upon the upper surface of the penis.

**Anastaltic** (*an-as-tal'-tik*) [*ἀνασταλτικός*, checking, putting back, or up; *στέλλειν*, to send]. 1. Strongly astringent. 2. Centripetal; afferent; used of nerve-currents.

**Anastasis** (*an-as'-tas-is*) [*ἀνάστασις*, a setting up]. Recovery; convalescence; a state of improving health, vigor, or development.

**Anastate** (*an'-as-tât*) [*ἀνάστατος*, caused to rise]. Any substance that appears in or is characteristic of an anabolic process.

**Anastatic** (*an-as-tat'-ik*) [*ἀνάστατος*, caused to rise]. Tending to recovery; restorative.

**Anastole** (*an-as'-to-le*) [*ἀναστολή*, retracted]. Retraction; shrinking away, as of the lips of a wound.

**Anastom** (*an'-as-tōm*) [*ἀνά*, above; *στόμα*, mouth]. Any mouthless organism; specifically, a member of the genus *Anastoma*, among the Gasteropods or Orthoptera, or *Anatomus* among the Salmonide.

**Anastomosis** (*an-as-to-mo'-sis*) [*ἀναστομῶναι*, to bring to a mouth]. The intercommunication of vessels. *Anastomotic arteries of the thigh*, etc., branches of the brachial, femoral, etc., whereby the collateral circulation is established after ligature for aneurysm, etc. The term has been inaccurately used of the junction of the nerve-filaments. **A.**, **Crucial**, an arterial anastomosis in the upper part of the thigh, formed by the anastomotic branch of the sciatic, the first perforating, the internal circumflex, and the transverse branch of the external circumflex. **A.**, **Intestinal**, an operation consisting in establishing a communication between the intestine above and that below the obstruc-

tion, in cases of intestinal obstruction. In this way the impermeable portion of the bowel is excluded from the fecal circulation.

**Anastomotic** (*an-as-to-mo'-ik*) [*ἀναστομῶναι*, to bring to a mouth]. Pertaining to anastomosis.

**Anatherapeusis** (*an-ath-er-ap-u'-sis*) [*ἀνά*, forward; *θεραπείσις*, medical treatment]. Treatment by increasing doses.

**Anathrepsis** (*an-ath-rep'-sis*) [*ἀνάρθρεψις*, a fresh growth]. A renewal of lost flesh after recovery.

**Anathreptic** (*an-ath-rep'-tik*) [*ἀνάρθρεψις*, a fresh growth]. Restorative of lost flesh; nutritive.

**Anatomical** (*an-at-om'-ik-al*) [*ἀνατομία*, anatomy]. Pertaining to anatomy. **A.** **Tubercle**. See *Veruca necrogenica*.

**Anatomism** (*an-at'-om-izm*) [*ἀνατομία*, anatomy]. The theory that anatomical conditions determine all the phenomena of life, health, and disease.

**Anatomist** (*an-at'-om-ist*) [*ἀνατομία*, anatomy]. One who is expert in anatomy. **A.'s Snuff-box**, the triangular space between the tendons of the extensor of the metacarpal bone of the thumb and the extensor of the first phalanx on the back of the hand.

**Anatomy** (*an-at'-o-me*) [*ἀνά*, up, apart; *τέμνειν*, to cut]. The dissection of organic bodies in order to study their structure, the situations and uses of their organs, etc.

**A.**, **Applied**, anatomy as concerned in the diagnosis and management of pathological conditions. **A.**, **Comparative**, the investigation and comparison of the anatomy of different orders of animals or of plants, one with another. **A.**, **Descriptive**, a study of the separate and individual portions of the body, apart from their relationship to surrounding parts. **A.**, **Gross**, anatomy of the macroscopic tissues. **A.**, **Homological**, the study of the correlations of the several parts of the body. **A.**, **Minute**, that studied under the microscope. **A.**, **Morbid** or **Pathological**, a study of diseased structures. **A.**, **Physiological**, the study of expressions depicted upon the exterior of the body, especially upon the face. **A.**, **Regional**, a study of limited parts or regions of the body, the divisions of which are collectively or peculiarly affected by disease, injury, operations, etc. **A.**, **Surgical**, the application of anatomy to surgery. **A.**, **Topographical**, the anatomy of a single portion or part of the body. **A.**, **Transcendental**, the study of the general design of the body, and of the particular design of the organs. **A.**, **Veterinary**, the anatomy of domestic animals.

**Anatrispsis** (*an-at-rip'-sis*) [*ἀνὰτριψις*, a rubbing]. Rubbing; the removal of a part or growth by scraping or rubbing; inunction. Also an upward or centripetal movement in massage.

**Anatrispology** (*an-at-rip-sol'-o-je*) [*ἀνὰτριψις*, a rubbing; *λόγος*, science]. The science of friction as a remedial agent.

**Anatriptic** (*an-at-rip'-tik*) [*ἀνὰτριψις*, a rubbing]. A medicine to be applied by rubbing.

**Anatropal** (*an-at'-ro-pal*) [*ἀνατρέπειν*, to turn upside down]. See *Anatropous*.

**Anatropous** (*an-at'-ro-pus*) [*ἀνά*, up; *τρέπειν*, to turn]. In biology, inverted. Applied to the ovule when completely inverted, so that the hilum and micropyle are brought close together.

**Anaudia** (*an-au'-de-ah*) [*ἀν* priv.; *αὐδή*, voice]. Loss of voice; dumbness; inability to articulate.

**Anaxonia** (*an-aks-o'-ne-ah*) [*ἀν* priv.; *ἄξων*, axle, axis]. In biology, organic forms wholly irregular or varying, and without axes.

**Anazoturia** (*an-az-ot-u'-re-ah*) [*ἀν* priv.; *azotum*, nitrogen; *οὖρον*, urine]. A name applied to that form of chronic diuresis in which urea is deficient or absent from the urine.



**Anbury** (*an'-ber-e*) [E. dialect]. A soft tumor or pendulous wart, chiefly on horses and cattle.

**Ancecerite** (*an-se'-ser-it*) [*ἀγκι*], bent; *κέρας*, a horn]. In biology, a curved process attached to the peduncle of the second pair of antennae in certain crustacea.

**Ancestral germ-plasms.** Weismann's "*Aknenplasmen*." See *Id*.

**Anchieta** (*an-che-a'-tah*) [Anchietea, a Brazilian botanist]. A genus of violaceous plants. *A. salutaris*, vegetable mercury. The root of a violaceous plant growing in Brazil, highly recommended as a purgative, and as an alternative in syphilitic affections; it is possibly identical with *Manaca*, *q. v.*

**Anchilops** (*ang'-kil-ops*). See *Anchylops*.

**Anchorage** (*ang'-kor-aj*) [M. E., *ankren*, an anchor]. The fixation of a floating or displaced viscus, whether by a natural process or by surgical means.

**Anchusa** (*ang'-ku'-sah*) [*ἄχουσα*, alkanet]. A genus of boraginaceous herbs. See *Alkanet*.

**Anchusin** (*ang'-ku-sin*) [*ἄχουσα*, alkanet],  $C_{35}H_{40}O_8$ . The red coloring matter characteristic of alkanet-root. See *Alkanet*.

**Anchyloglossia** (*ang-kil-o-glos'-e-ah*). See *Tongue-tie*.

**Anchylops** (*ang'-kil-ops*) [*ἄχι*, near; *ὤψ*, the eye]. Abscess at inner angle of eye, prior to rupture.

**Anchylosis** (*ang-kil-o'-sis*). See *Ankylosis*.

**Anchylostomiasis** (*ang-kil-o-sto-mi'-as-is*). See *Dochmiasis*.

**Anchylostomum** (*ang-kil-os'-to-mum*) [*ἀγκύλος*, crooked; *στόμα*, mouth]. A genus of slender nematoid worms inhabiting the human intestines. *Dochmius* (*Anchylostoma*) *duodenalis*. Leuck. See *Parasites*, *Animal*, *Table of*.

**Ancipital** (*an-sip'-it-al*) [*anceps*, double]. In biology, two-edged.

**Ancome** (*an'-kum*) [E. dialect]. An inflammation or swelling that comes on suddenly.

**Ancon** (*ang'-kon*) [*ἄγκων*, the elbow]. Originally the olecranon process; applied to the elbow generally.

**Anconad** (*ang'-ko-nad*) [*ἄγκων*, the elbow]. Toward the olecranon, or elbow.

**Anconagra** (*ang-kon-a'-grah*) [*ἄγκων*, the elbow; *ἄγρα*, a seizure]. Arthritic pain at the elbow.

**Anconal** (*ang'-kon-al*) [*ἄγκων*, the elbow]. Pertaining to the elbow.

**Anconéal** (*ang-ko'-ne-al*). Same as *Anconal*.

**Anconen** (*ang'-kon-en*) [*ἄγκων*, the elbow]. Belonging to the ancon in itself.

**Anconeus** (*ang-ko-ne'-us*) [*ἄγκων*, the elbow]. A small muscle, an extensor of the forearm, inserted into the olecranon and upper third of the forearm. It arises from the external condyle of the humerus. See *Muscles*, *Table of*.

**Anconoid** (*ang'-kon-oid*) [*ἄγκων*, the elbow]. Resembling the elbow.

**Ancora** (*ang'-ko-rah*) [L., an anchor]. In biology, an anchor-shaped Synapta spicule.

**Ancyloblepharon** (*an-sil-o-blef'-ar-on*). See *Ankyloblepharon*.

**Ancyloglossum** (*an-sil-o-glos'-um*). See *Tongue-tie*.

**Ancylomele** (*an-sil-o-me'-le*). See *Ankylolele*.

**Ancyroid** (*an'-sir-oid*) [*ἄγκυρα*, anchor; *εἶδος*, form]. Shaped like an anchor.

**Andersch's Ganglion.** See *Ganglia*, *Table of*.

**Anderson's Antipruritic Powder.** A powder used in eczema. It consists of powdered starch,  $\mathfrak{Z}$  vj; oxid of zinc,  $\mathfrak{Z}$  iss; powdered camphor,  $\mathfrak{Z}$  ss.

**Anderson's (McCall) Ointment.** An ointment consisting of powdered bismuth oxid  $\mathfrak{Z}$  j, oleic acid f  $\mathfrak{Z}$  j, white wax  $\mathfrak{Z}$  iij, vaselin  $\mathfrak{Z}$  ix. These are heated together and when nearly cool a little oil of rose is added. It is an excellent soothing ointment for the skin.

**Anderson's Pill.** The compound gamboge pill.

**Andira** (*an-di'-rah*) [L.]. A genus of tropical leguminous trees. *A. araroba*, affords the Goa Powder (see *Araroba*). Several species yield active medicines, chiefly of local repute. *A. inermis* (Cabbage-tree). *A. anthelmintica*, of Brazil, and *A. retusa*, of Guiana, have barks efficacious against worms.

**Andranatomy** (*an-dran-at'-o-me*) [*ἀνήρ*, a man; *ἀνατομία*, anatomy]. Human anatomy; the anatomy or dissection of the male human subject.

**Andrecium**, or **Andrœcium** (*an-dre'-se-un*) [*ἀνήρ*, a man; *οἶκος*, a house]. In biology, a term applied to the stamens as a whole.

**Androclinium** (*an-dro-klin'-e-un*). See *Clinandrium*.

**Andro-diecious** (*an-dro-di-e'-she-us*) [*ἀνήρ*, male; *δύς*, two; *οἶκος*, a house]. In biology, flowers staminate on one plant, perfect on another.

**Androgalactozemia** (*an-dro-gal-ak-to-ze'-me-ah*) [*ἀνήρ*, man; *γάλα*, milk; *ζημία*, loss]. The presence of milk in the male mammary.

**Androgonidium** (*an-dro-gon-id'-e-un*). See *Androspore*.

**Androgyna** (*an-droj'-in-ah*) [*ἀνήρ*, man; *γυνή*, woman]. An hermaphrodite; a female in whom the genital organs are similar to those of the male.

**Androgynicity** (*an-droj-in-e'-it-e*) [*ἀνήρ*, man; *γυνή*, woman]. Hermaphroditism.

**Androgynism** (*an-droj'-in-izm*) [*ἀνήρ*, man; *γυνή*, woman]. Hermaphroditism.

**Androgynous** (*an-droj'-in-us*) [*ἀνήρ*, man; *γυνή*, woman]. Hermaphrodite. In biology, having male and female flowers in the same inflorescence.

**Androgynus** (*an-droj'-in-us*) [*ἀνήρ*, man; *γυνή*, woman]. An hermaphrodite. A male with genital organs similar to those of the female.

**Androgyny** (*an-droj'-in-e*). See *Androgynism*.

**Andrology** (*an-droj'-o-je*) [*ἀνήρ*, man; *λόγος*, science].

1. The science of man, especially of the male sex.
2. The science of the diseases of the male genito-urinary organs.

**Andromania** (*an-dro-ma'-ne-ah*) [*ἀνήρ*, a man; *μανία*, madness]. Nymphomania, *q. v.*

**Andromeda** (*an-drom'-e-dah*) [*Ἀνδρομέδη*, a mythological character]. A genus of ericaceous shrubs having poisonous or narcotic properties. The leaves of *A. mariana* and *A. nitida*, of North America, and of *A. polyfolia* of both continents, are useful in the external treatment of old ulcers, a decoction being applied hot to the sore. Unof.

**Andromonœcious** (*an-dro-mo-ne'-she-us*) [*ἀνήρ*, male; *μόνος*, single; *οἶκος*, house]. In biology, of or pertaining to a plant that bears staminate and perfect, but no pistillate flowers.

**Andromorphous** (*an-dro-mor'-fus*) [*ἀνήρ*, man; *μορφή*, form]. Shaped like a man.

**Androphobia** (*an-dro-fo'-be-ah*) [*ἀνήρ*, man; *φόβος*, dread]. Fear or dislike of man.

**Androphonomania** (*an-dro-fo-no-ma'-ne-ah*) [*ἀνδροφόνος*, man-killing; *μανία*, madness]. Homicidal insanity.

**Androphore** (*an'-dro-for*) [*ἀνήρ*, man; *φέρειν*, to bear]. In biology, a stalk supporting an andrecium, a staminal column, or a body supporting an antheridium. In biology, a generative bud of a hydrozoan producing male elements only.

**Andropogon** (*an-dro-po'-gon*) [*ἀνήρ*, man; *πῶγων*, beard]. A genus of coarse grasses of many species. *A. nardus* affords oil of citronella; *A. citratus*, lemon-grass oil; *A. schœnanthus*, oil of rusa, etc. These oils are employed in perfumery, and are said to be useful in rheumatism. The oil-bearing andropogons are chiefly S. Asiatic. Unof.



**Androsporangium** (*an-dro-spo-ran'-je-um*) [*ἀνδρ*, man; *σπορά*, a spore; *ἄγγειον*, a vessel]. In biology a sporangium producing androspores.

**Androspore** (*an'-dro-spōr*) [*ἀνδρ*, a man; *σπῆρος*, seed]. In biology, the peculiar swarmspore of the (*Ecdogonia*) which develops to a "dwarf male" and gives rise to antherozoids.

**Androtomous** (*an-drot'-o-mus*) [*ἀνδρ* a man; *τεμνέιν*, to cut]. In biology, characterized by congenital division of the stamens into several parts.

**Androtomy** (*an-drot'-o-me*). See *Andranatomy*.

**Andrum** (*an'-drum*) [Guzerali *andrum*; *ἀνδρόρμη*]. A form of elephantiasis Arabum characterized by edema of the scrotum.

**Aneccrisia** (*an-ek-ris'-e-ah*) [*ἀν* priv.; *ἐκ*, out; *κρίσις*, separation]. The suppression or deficiency of any excretion.

**Anechinopladid** (*an-ek-i-no-plas'-id*) [*ἀν* priv.; *ἐχίνος*, a hedgehog; *πλάξ*, a plate]. In biology, having the madreporic plate destitute of spines; the opposite of *Echinopladid*.

**Anectasis** (*an-ek-ta'-se-ah*). See *Anectasis*.

**Anectasis** (*an-ek'-tas-is*) [*ἀν* priv.; *ἐκτασις*, extension]. Deficient size of an organ or part.

**Aneilema** (*an-i-le'-mah*) [*ἀνά*, up; *εἰλεῖν*, to roll]. Flatulence; air or wind in the bowels; colic.

**Anelectric** (*an-el-ek'-trik*) [*ἀν* priv.; *ἤλεκτρον*, amber]. Readily giving up electricity.

**Anelectrode** (*an-el-ek'-trōd*) [*ἀνά*, upward; *ἤλεκτρον*, amber; *δῶς*, a path]. The positive pole of a galvanic battery.

**Anelectrotonic** (*an-el-ek-tro-ton'-ik*) [*ἀν* priv.; *ἤλεκτρον*, electricity; *τόνος*, tension]. Relating to anelectrotonus. **A. Zone**. See *Zone*.

**Anelectrotonos** (*an-el-ek-trot'-o-nos*) [*ἀν* priv.; *ἤλεκτρον*, electricity; *τόνος*, tension]. Anodal electrotonus.

**Anelectrotonus** (*an-el-ek-trot'-o-nus*) [*ἀν* priv.; *ἤλεκτρον*, electricity; *τόνος*, tension]. In electrotherapy, the decreased functional activity that occurs in a nerve in the neighborhood of the anode. See *Electrotonus* and *Catelectrotonus*.

**Anel's Operation**. See *Operations*, *Table of*. **A. Probe**, or **Sound**, a fine probe used in operations upon the lachrymal passages. **A. Syringe**, a syringe used in injecting fluids into the lachrymal passages.

**Anelytrous** (*an-el'-it-rus*) [*ἀν* priv.; *ἐλντρον*, shard]. In biology, with membranous wings, and no elytra.

**Anematopoesis** (*an-e-mat-o-poi'-el-sis*) [*ἀν* priv.; *αἷμα*, blood; *ποίησις*, a making]. Deficient formation of blood.

**Anematosis**, or **Anæmatisis** (*an-e-mat-o'-sis*) [*ἀναίματος*, bloodless]. 1. General, or idiopathic anemia; the morbid state or process that leads to anemia; that diathesis that is associated with an anemic tendency. 2. Anemia dependent on want of development of the red corpuscles of the blood.

**Anemia** (*an-el'-me-ah*) [*ἀν* priv.; *αἷμα*, blood]. Deficiency of blood, or deficiency of the relative number of its red corpuscles, the latter being the most generally understood meaning and use of the term. It may be *general* or *local*. Ischemia is a form of local anemia, and is the result of mechanical interference with the circulation of the affected part, either from vaso-motor spasm, thrombosis, embolism, or the action of styptics. The cause of general anemia is often obscure, or it may be due either to an insufficient food-supply and excessive drain or blood-waste, or from repeated hemorrhages or exhausting discharges. The action of certain poisons, as mercury and lead, will also produce a form of anemia. Prolonged anemia will give rise to fatty degeneration of the organs and tissues. *Idiopathic*, *pernicious*, *es-*

*sential*, *progressive*, *malignant*, *etc.*, are terms denoting a type resisting all treatment and steadily progressing to a fatal termination. **A., Idiopathic**, advances to a fatal issue, and is associated with febrile symptoms; its causation is not evident; it is called also *Primary Anemia*. **A., Local**. See *Hyperemia*, *Ischemia*, and *Anemia*. **A. lymphatica**. Synonym of *Hodgkin's Disease*. See *Lymphadenoma*. **A., Primary**. See *A. Idiopathic*. **A., Secondary**, or **Symptomatic**, follows some ascertainable lesion or injury, or from some other disease. **A., Symptomatic**. See *A., Secondary*.

**Anemiate**, or **Anæmiate** (*an-el'-me-āt*) [*ἀν* priv.; *αἷμα*, blood]. Affected with anemia.

**Anemiated**, or **Anæmiated** (*an-el'-me-a-ted*). See *Anemic*.

**Anemied**, or **Anæmied** (*an-el'-mid*) [*ἀν* priv.; *αἷμα*, blood]. Anemic.

**Anemic**, or **Anæmic** (*an-em'-ik*, *an-el'-mik*) [*ἀν* priv.; *αἷμα*, blood]. Pertaining to anemia. **A. Murmur**, a blood murmur, or soft murmur heard at the base of the heart over the great vessels. **A. Necrosis**, a necrosis or death of scattered patches of the heart muscle, due to a want of nourishment. It arises from atheroma occluding the cardiac arteries and their branches.

**Anemometer** (*an-e-mom'-et-er*) [*ἄνεμος*, wind; *μέτρον*, a measure]. An instrument for measuring the velocity of the wind.

**Anemometry** (*an-e-mom'-et-re*) [*ἄνεμος*, wind; *μέτρον*, a measure]. The art of measuring the velocity and direction of the wind, principally by means of the *anemometer*.

**Anemone** (*an-em'-o-ne*) [*ἄνεμώνη*, wind flower]. An important genus of ranunculaceous herbs, most of which have active medicinal and poisonous qualities, and some of which are used in medicine. See *Pulsatilla*.

**Anemonin** (*an-em'-o-nin*) [*ἄνεμώνη*, wind-flower], C<sub>15</sub>H<sub>12</sub>O<sub>6</sub>. The active principle of the *Anemone*. It is given in bronchitis, asthma, and convulsive cough. Dose gr. ¼–¾ twice daily.

**Anemonol** (*an-em'-on-ol*) [*ἄνεμώνη*, wind-flower; *oleum*, oil]. The volatile oil extracted from anemone; it is a powerful vesicant.

**Anemophilous** (*an-em-off'-il-us*) [*ἄνεμος*, wind; *φίλος*, loving]. Depending for cross-fertilization upon the agency of the wind, as certain flowers.

**Anemosis**, or **Anæmosis** (*an-em-o'-sis*) [*ἀν* priv.; *αἷμα*, blood]. Defective supply of blood; anemia dependent on want of red blood corpuscles. See *Anematosis*.

**Anemotrophy**, or **Anæmotrophy** (*an-em-o'-ro-fe*) [*ἀν* priv.; *αἷμα*, blood; *τροφή*, nourishment]. A deficiency of blood nourishment; an impoverished state of the blood.

**Anencephalia** (*an-en-sef-a'-le-ah*) [*ἀν* priv.; *ἐγκέφαλος*, brain]. Congenital absence of the brain.

**Anencephalic** (*an-en-sef-al'-ik*) [*ἀν* priv.; *ἐγκέφαλος*, brain]. Pertaining to or characterized by anencephalia.

**Anencephalohemia** (*an-en-sef-al-o-he'-me-ah*) [*ἀν* priv.; *ἐγκέφαλος*, brain; *αἷμα*, blood]. Insufficiency of blood in the brain.

**Anencephaloid** (*an-en-sef'-al-oid*) [*ἀν* priv.; *ἐγκέφαλος*, brain]. Pertaining to anencephalia.

**Anencephaloneuria** (*an-en-sef-al-on-u'-re-ah*) [*ἀν* priv.; *ἐγκέφαλος*, brain; *νεῦρον*, a nerve]. Imperfect nerve-action of the brain.

**Anencephalotrophia**, or **Anencephalotrophy** (*an-en-sef-al-o-tro'-fe-ah* or *-lot'-ro-fe*) [*ἀν* priv.; *ἐγκέφαλος*, brain; *τροφή*, nutrition]. Atrophy, or lack of nutrition of the brain.

**Anencephalus** (*an-en-sef'-al-us*) [*ἀν* priv.; *εγκέφαλος*, brain]. 1. A species of single autositic monsters in which there is neither a trace of the brain nor a rudimentary representative of it. 2. According to Saint-Hilaire, a variety of the above species in which there is extensive laying open of the spinal canal with absence of the spinal cord.

**Anencephaly** (*an-en-sef'-al-e*). See *Anencephalia*.

**Anenergesia** (*an-en-er-je'-se-ah*). See *Anenergia*.

**Anergia** (*an-en-er'-je-ah*) [*ἀν* priv.; *ἐνέργεια*, energy]. Lack of vigor or power.

**Anenteremia** (*an-en-ter-e'-me-ah*) [*ἀν* priv.; *έντερον*, an intestine; *αἷμα*, blood]. Bloodless condition of the bowels.

**Anenteroneuria** (*an-en-ter-o-nu'-re-ah*) [*ἀν* priv.; *έντερον*, an intestine; *νεῦρον*, a nerve]. Intestinal atony.

**Anenterotrophia** (*an-en-ter-o-tro'-fe-ah*) [*ἀν* priv.; *έντερον*, an intestine; *τροφή*, nourishment]. Defective intestinal nutrition.

**Anenterous** (*an-en'-ter-us*) [*ἀν* priv.; *έντερον*, intestine]. In biology, having no intestine, as a tapeworm or a fluke.

**Anepia** (*an-ep'-e-ah*) [*ἀνεπής*, speechless]. Inability to speak.

**Anepiploic** (*an-ep-ip-lo'-ik*) [*ἀν* priv.; *ἐπίπλοον*, the caul]. Having no epiploon.

**Anepithymia** (*an-ep-e-thim'-e-ah*) [*ἀν* priv.; *ἐπιθυμία*, desire]. Loss of any natural appetite.

**Anerethisia** (*an-er-eth-iz'-e-ah*) [*ἀν* priv.; *ἐρεθίζειν*, to excite]. Imperfect irritability, as of a muscle or nerve.

**Anergia** (*an-er'-je-ah*) [*ἀν* priv.; *έργον*, work]. Sluggishness; inactivity.

**Anergic** (*an-er'-jik*) [*ἀν* priv.; *έργον*, work]. Characterized by sluggishness; as *anergic* dementia. **A.** Stupor. See *Insanity*, *Stuporous*.

**Aneroid** (*an'-er-oid*) [*ἀν* priv.; *νηρός*, wet; *είδος*, form]. Dispensing with a fluid, as quicksilver. **A.** Barometer. See *Barometer*.

**Anerythroblepsia** (*an-er-ith-ro-blep'-se-ah*). Same as *Anerythroptopia*.

**Anerythroblepsy** (*an-er'-ith-ro-blep-se*). Same as *Anerythroptopia*.

**Anerythroptopia** (*an-er-ith-ropt'-se-ah*) [*ἀν* priv.; *ερυθρός*, red; *ὄψις*, sight]. Subnormal color perception of red. See *Blindness*.

**Anesis** (*an'-es-is*) [*ἀνσις*, remission]. An abatement or relaxation in the severity of symptoms.

**Anesthesia**, or **Anæsthesia** (*an-es-the'-ze-ah*) [*ἀνασθησία*, want of feeling]. A condition of insensibility or loss of feeling due to pathological conditions of the centers, conducting paths of the nerves, or the peripheral terminations of the same, or to artificial production by means of anesthetics. **A.**, **Bulbar** or **Central**, due to central disease. **A.**, **Crossed**, anesthesia on one side of the organism, due to a central lesion of the other side. **A.**, **Doll's Head**, a form of anesthesia extending over the head, neck, and upper part of the chest. **A. dolorosa**, severe pain experienced after the occurrence of complete motor and sensory paralysis, a symptom observed in certain diseases of the spinal cord. **A.**, **Local**, of a limited part of the body. **A.**, **Muscular**, loss of the muscular sense. **A.**, **Peripheral**, depending upon conditions of the end-organs of the nerves. **A.**, **Surgical**, by means of anesthetics for the purpose of preventing pain, producing relaxation of muscles, or for diagnostic purposes.

**Anesthesimeter** (*an-es-thes-im'-et-er*) [*ἀνασθησία*, want of feeling; *μέτρον*, a measure]. An instrument to measure the amount of an anesthetic administered in a given time.

**Anesthetic**, or **Anæsthetic** (*an-es-the't-ik*) [*ἀν* priv.; *αἰσθάνεσθαι*, to feel]. A substance that produces insensibility to feeling or to acute pain, diminished muscular action, and other phenomena. Anesthetics may be general, local, partial and complete. **A.**, **General**; the following are the substances that have been used for general anesthesia: **AMYLENE**,  $C_6H_{10}$ , a mobile liquid, thin, colorless, translucent; action rapid, producing partial anesthesia. It is used in Germany under the name of *Pental*; it is best administered by means of Junker's inhaler, which modifies its unpleasant odor; it should not be brought near a flame. **CARBON TETRACHLORIDE**, not so irritating to the organs of respiration, but far more dangerous than chloroform. **CHLORAL HYDRATE**, action indirect and incomplete. Rarely, if ever, now used. **CHLOROFORM**, by inhalation. Largely employed in general surgery. It seems to have a selective action upon the nervous system, and also exercises a direct influence upon the muscular tissues of the heart. It paralyzes the vaso-motor system, and death results from cardiac paralysis. Chloroform should always be administered freely mixed with air. The *Method of definite mixtures*, however, as recommended by Clover and Bert, while admirable in theory, is not entirely practical. The *Lister Method*, also known as the *Scotch* or *Open Method* of administering chloroform, consists in pouring a small amount of the anesthetic upon a common towel arranged in a square of six folds, and holding this as near to the face as can be borne without inconvenience. Various inhalers have been devised for the administration of chloroform, the best of which are *Clover's*, which consists of a large bag capable of containing a given volume of air, into which the vapor of a given quantity of chloroform is allowed to enter, the mixture being so arranged that the tension of chloroform vapor in the air is maintained below 4.5 per cent; *Junker's*, as modified by *Dudley Buxton*, which consists in the inhalation of air containing the chloroform vapor, the latter being taken up by pumping the air through a bottle containing half an ounce of the anesthetic; *Krohne* and *Sesemann* have modified the foregoing by doing away with the intermittent, jerky delivery of the vapor and by adding to the face-piece an expiration-valve guarded by a stiff feather, which, rising in expiration and falling in inspiration, registers the force and strength of respiration (*Feather respiration register*); *Sansom's* apparatus is a modification of *Snow's*, substituting a gutta-percha covering for the cold-water jacket of *Snow*; *Snow's inhaler* consists of a metallic cylindrical vessel, containing two coils of blotting paper, permitting free circulation of air, and surrounded by another cylinder containing water, the latter being for the purpose of equalizing the temperature. *Syncope* resulting from chloroform administration should be treated by lowering the head, artificial respiration, inhalation of nitrite of amyl, electrical stimulation, and possibly acupuncture of the heart. **ETHENE CHLORIDE**, formerly called *ethylene chlorid*, *Dutch liquid*, *chloric ether*, closely resembles chloroform, but is less of a cardiac depressant. It is considered safer than chloroform. Death results from paralysis of the respiratory centers. **ETHER**, by inhalation, is probably the safest known agent for the production of prolonged narcosis. Its action is directed largely to the nervous system, which becomes profoundly affected. It frequently causes spasmodic action and suspension of respiratory action. Death results from paralysis of respiration. It may be administered alone or in combination with nitrous oxid gas, in which case the patient is more rapidly narcotized. A variety of inhalers have been devised



for its administration, as follows: *Allis's* is probably the best form of open inhaler. It consists of a metal frame, so arranged that a flannel bandage can be stretched across and the whole surrounded with a leather case, which acts as a face-piece. *Clover's portable ether inhaler* consists of a dome-shaped receptacle pierced by a central shaft connecting with a rubber bag into which the patient breathes. Moving with the face-piece is a metal indicator to register the amount of ether admitted. A water chamber surrounds the ether vessel to regulate the temperature. *The Cone* is much used in America. A towel is folded into the shape of a cone, a sponge is placed at the apex, and the ether poured upon this. *Hewitt's apparatus* may be used for giving gas and ether. In his inhaler the inspiratory and expiratory valves are placed in a little chamber near the face-piece; a free draught of air is permitted. *Ormsby's inhaler* consists of a leather face-piece, crowned with a cone-shaped wire cage covered with leather and joined to a soft leather bag, covered by a loose net to prevent excessive expansion. The wire cage contains a sponge on which the ether is poured. *Rendle* adds to a cone containing a flannel cap a mask for the face. *Rectal etherization* may be resorted to in operations about the face and throat. The ether vapor is introduced into the bowel, the process taking longer for complete anesthetization than by the usual method. ETHIDENE CHLORID is similar in its action to chloroform. Patients take a longer time to recover consciousness than when chloroform is used, but they experience fewer after-effects, and recover rapidly. Anesthetization occurs in three to five minutes. HYDROBROMIC ETHER (*bromid of ethyl*) produces unconsciousness and anesthesia in one minute, and complete muscular relaxation in two or three minutes. The heart's action is somewhat weakened. Return to consciousness after withdrawal of the ether is very prompt. Its use may be followed by vomiting. According to some observers, death results from cardiac failure, while others believe it kills by direct action upon the respiratory center. It is best administered by an Allis inhaler, and is of most service in minor surgery for short operations. NITROUS OXID, by inhalation, is much used by dentists for extraction of teeth. The symptoms resemble those of asphyxia, hence it is more important to watch the respiration than the pulse. It may be employed in minor surgical operations. There are but few after-effects, those most often observed being headache and malaise. *Bert's method* of administering nitrous oxid consists in giving it in conjunction with oxygen under pressure; by this method the administration may be prolonged indefinitely. *Clover's Gas and Ether Inhaler* is intended for the administration of a mixture of these anesthetics; it is so arranged that gas can be given alone, or in combination with the ether. *Buxton's apparatus* is used for the administration of gas only, and possesses a special contrivance to filter the air. *Fontaine's chamber* is an apparatus devised to keep the patient under an atmospheric pressure equal to 26 inches mercury, so that the vapor inhaled would be 50 per cent. gas and 50 per cent. air, and asphyxia thus be prevented. The employment of *supplemental bags* has been advocated by Braine. The patient breathes into these bags, the gas supply being turned off and the expiratory valve closed. It is claimed that this method produces a more prolonged period of unconsciousness. Various accessory instruments are needed in the use of gas, such as gags, mouth openers, and mouth props, spoons, etc. **A., Local**, an anesthetic that, locally applied, produces absence of sensation in the organ or tissue so treated.

ALCOHOL, locally, removes sensation to pain, while tactile sense persists. Cool the alcohol to about 10° below the freezing point, by placing it in ice and salt, and place the part to be numbed in it. BISULPHID OF CARBON, by spray or irrigation, has a disgusting odor, and is a powerful poison. CARBOLIC ACID, painted over the skin—its action, however, is caustic. CHLORETHYL, in vapor form, is useful in minor and dental surgery. CHLORID OF METHYL,  $\text{CH}_3\text{Cl}$ , allowing the liquid chlorid to drop on the skin or mucous membrane. Unless kept carefully under control the vitality of the tissues may be affected. COCAIN is used in subcutaneous injections, by painting over mucous surfaces, or by instillation into the eye. As a paint a 20 per cent solution is used, weaker preparations being of little value over cutaneous surfaces; several coats are necessary. A 10 per cent. solution should be used on mucous surfaces; for the eye a 4 per cent. solution will answer, and this solution is strong enough when cocain is employed as a spray. Hypodermatically, m.j.-v of a 10 to 20 per cent. solution are usually injected, and this may be repeated two or three times during the operation. DRUMIN is oxalate of lime prepared from a euphorbiaceous plant. It was formerly suggested as a local anesthetic, but has been found not to possess anesthetic properties. ETHER, in spray, is recommended by Dr. B. W. Richardson. The anesthesia thus produced is confined to the skin, and is very transient. It may produce a slough from excessive freezing. FARADIC CURRENTS were formerly used by dentists, but are of no value. RHIGOLENE, in spray, its use being similar to that of ether. **A. Mixtures** contain combinations of substances for producing anesthesia. The following are the most important: **A. C. E. MIXTURE**:—alcohol, sp. gr. .838, 1 part; chloroform, sp. gr. 1.497, 2 parts; ether, sp. gr. .735, 3 parts. **BILLROTH'S**:—chloroform 3 parts, alcohol and ether each 1 part. It is best administered by the open method. **LINHART'S**:—alcohol 1, chloroform 4. It is administered similarly to chloroform. **MARTINDALE'S**:—a volumetric mixture, the ingredients of which evaporate almost uniformly; it consists of absolute alcohol, sp. gr. .795, one volume; chloroform, sp. gr. 1.498, two volumes; pure ether, sp. gr. .720, three volumes. **MEDICO-CHIRURGICAL SOCIETY OF LONDON**:—ether 3, chloroform 2, alcohol 1. **METHYLENE**, or **BICHLORID OF METHYLENE**, a mixture of methylic alcohol 30 per cent., and chloroform 70 per cent. The so-called "*Liquid of Regnaud*" consisted of 80 per cent. chloroform, 20 per cent. methylic alcohol. Methylene is not much used, several deaths from cardiac paralysis having occurred from its employment. **NUSSBAUM'S**, ether 3, chloroform 1, alcohol 1. **RICHARDSON'S**:—alcohol 2, chloroform 2, ether 3. **SANFORD'S**:—the so-called "**CHLORAMYL**" is a mixture of chloroform and amyl nitrate in the proportion of two drachms of the nitrate to the pound of chloroform. It is a dangerous mixture, both drugs depressing the heart. **VIENNA GENERAL HOSPITAL**:—ether 9, chloroform 30, alcohol 9. **VIENNA MIXTURE**:—ether 3, chloroform 1. **VON MERING'S**:—chloroform one volume, dimethylacetal two volumes. It is said to produce no failure of respiration or heart, and no lowering of the blood pressure. **WACHSMUTH'S**:—one-fifth part of oil of turpentine is added to the chloroform. It is said to prevent any danger of heart-failure.

Various methods have been suggested by means of which the influence of the anesthetic may be prolonged or its dangers and sequelæ largely averted. The following are the most important:—**DASTRE-MORAT'S**; con-

sists in the injection of 1 or 1.5 c.c. of the following mixture:—morph. hydrochlor. 10 centigrm., atropin. sulph. 5 milligrm., aq. destill. 10 grms. The atropin is said to lessen the after-sickness and abrogate salivation and bronchial secretion. FORNÉ'S:—the preliminary administration of chloral before using chloroform, 2 to 5 grams an hour before. KAPPELER'S:—a combination of chloral hydrate and ether, 40 grains of the former. The duration of anesthesia is prolonged and the recovery retarded, but the after-effects are more marked. NUSSBAUM'S:—injection of  $\frac{1}{6}$  to  $\frac{1}{2}$  grain of morphin previous to the administration of chloroform. Less of the anesthetic is needed, while the stupor is prolonged; vomiting is increased. OBALINSKI'S:—hypodermatic injection of cocain, 2 to 5 centigrams of a three per cent. solution during chloroform anesthesia. TRÉLAT'S:—administration of 2 to 4½ grams of chloral hydrate, and 10 to 20 grams of syrup of morphin in 60 grams of water, repeating the dose in 15 minutes, and following by chloroform anesthesia.

Attempts have repeatedly been made to estimate the comparative safety of the various anesthetics used for the production of general anesthesia. In 1879 the "GLASGOW COMMITTEE" of the British Medical Association concluded in favor of ether, declaring that chloroform lowered the blood tension and depressed the action of the heart. In 1889 the HYDERABAD COMMISSION arrived at the conclusion that chloroform produced an arrest of respiration before there was a stoppage of the heart. It is thought, however, that the climate—that of India—may have had some effect in producing this result, since in temperate climates the heart usually fails before there is a depression of respiration.

**Anestheticism** (*an-es-thet-ic-is-izm*) [ἀνασθησις, insensible]. The quality of being anesthetic.

**Anesthetization** (*an-es-thet-iz-a'-shun*) [ἀνασθησις, insensible]. The process of rendering insensible.

**Anesthetize** (*an-es'-thet-iz*) [ἀνασθησις, insensible]. To put under the influence of an anesthetic.

**Anesthetizer** (*an'-es-thet-i-zer*) [ἀνασθησις, insensible]. One who administers an anesthetic.

**Anethol** (*an'-eth-ol*) [ἀνά, up; αἶθεω, to burn; *oleum*, oil],  $C_{10}H_{12}O$ . The methyl ether of anol; it occurs in ethereal oils, from which it separates in the cold in the form of white, shining scales, melting at 21° and boiling at 232°. It is the chief constituent of the essential oils of anise and fennel. It is employed in preparing the *Elixir anethi*, N. F., being more fragrant and agreeable than the anise oil.

**Anethum** (*an'-eth-um*) [ἀνηθον, anise: *gen.*, *Anethi*]. Dill; the dried fruit of *Peucedanum graveolens*, indigenous to Southern Europe. Aromatic, carminative, and stimulant. **A. Aqua** (B. P.). Dose  $\frac{3}{4}$  i-ij. **A. Oleum** (B. P.). Dose  $\frac{m}{i}$  i-iv.

**Anetic** (*an-et'-ik*) [ἀνετικός, relaxing]. Soothing; calmative; anodyne.

**Anetiological** (*an-e-te-o-loj'-ik-al*) [ἀν priv.; αἰτία, cause; λόγος, word]. Having no known cause; dys-teleological.

**Anetus** (*an'-et-us*) [ἀνετός, loosened]. Any intermittent fever.

**Aneuria** (*an-u'-re-ah*) [ἀ priv.; νῆρον, a nerve or fiber]. Lack of nervous power or stimulus.

**Aneuric** (*an-u'-rik*) [ἀ priv.; νῆρον, a nerve or fiber]. Characterized by aneuria; impairing the nervous activity.

**Aneurysm** (*an'-u-rizm*) [ἀνεύρησμα, a widening]. A tumor consisting of a dilated artery, or communicating with an artery. In the early stages there is an expansile pulsation of the tumor generally associated

with a systolic murmur or bruit. In the later stages the laminated coagulum increases, so that pulsation may be absent, and pressure of the growing aneurysm upon the adjacent organs may give rise to secondary troubles, as pain, dyspnea, dysphagia, paralysis, or spasm. Inequality in the pupils follows from pressure on the sympathetic in thoracic aneurysm. Aneurysm may be caused by rupture, wounding, disease, or weakness of the arterial walls, or by increased blood pressure following over-exertion. Embolism also may be a cause; gout and alcoholism act as predisposing causes. *Cardiac dilatation* is sometimes spoken of as aneurysm of the heart. **A., Abdominal**, one of the abdominal aorta. **A. by Anastomosis**, a dilatation of a large number of vessels—small arteries, veins, and capillaries—the whole forming a pulsating tumor under the skin. This form of aneurysm is especially seen upon the scalp. **A., Arterio-venous**, the formation of an abnormal communication between an artery and a vein. If the communication is direct it is termed *aneurysmal varix*, but when there is an intervening sac it is called a *varicose aneurysm*. **A., Bérard's**, a varicose aneurysm with the sac in the tissues immediately around the vein. **A., Cirsoid**, a tortuous lengthening and dilatation of a part of an artery. **A., Compound**, one in which one or several of the coats of the artery are ruptured and the others merely dilated. **A., Consecutive, or Diffused**, follows rupture of all the arterial coats with infiltration of surrounding tissues. **A., Dissecting**, when the blood forces its way between the media and adventitia. **A., Ectatic**, an expansion of a portion of an artery due to yielding of all the coats. It is merely a dilatation of the vessel. **A., Endogenous**, one formed by disease of the vessel walls. **A., Exogenous**, one due to traumatism. **A., False, or Spurious**, one in which there has occurred a rupture of all the coats, and the effused blood is retained by the surrounding tissues. **A., Fusiform**, a spindle-shaped dilatation of the artery. **A., Medical**, an internal aneurysm; *i. e.*, one situated within the thoracic or abdominal cavity. **A., Mixed**. See *A., Compound*. **A., Sacculated**, a sac-like dilatation of an artery communicating with the main arterial trunk by an opening that may be relatively large or small. **A., Park's**, a variety of arterio-venous aneurysm in which the arterial dilatation communicates with two contiguous veins. **A., Pott's**. Same as *Aneurysmal Varix*. **A., Rodrigues's**, a varicose aneurysm in which the sac is immediately contiguous to the artery. **A., Spurious**. See *A., False*. **A., Verminous**, one containing hematozoa.

**Aneurysmal** (*an-u-riz'-mal*) [ἀνεύρησμα, a widening]. Of the nature of or pertaining to an aneurysm. **A. Varix**. See *Aneurysm*.

**Aneurysmatic** (*an-u-riz-mat'-ik*) [ἀνεύρησμα, a widening]. Affected with or of the nature of aneurysm.

**Aneuthanasia** (*an-u-than-a'-ze-ah*) [ἀ priv.; εὐθανασία, an easy death]. A painful or difficult death.

**Anfract** (*an'-frakt*) [*anfractus*, a winding]. An anfractuosity or sinuosity; an anfractuous organ or structure.

**Anfractuose** (*an-frak'-tu-ös*) [*anfractus*, a winding]. In biology, bent back and forth, winding, as certain stamens, or the brain fissures.

**Anfractuosity** (*an-frak-tu-ös'-it-e*) [*anfractus*, a bending round]. Any one of the furrows or sulci between the cerebral convolutions.

**Anfractuous** (*an-frak'-tu-us*) [*anfractus*, a bending round]. Characterized by windings and turnings; sinuous.

**Angiectasis** (*an-je-ek'-tas-is*). See *Angiectasis*.

**Angeo-** (*an'-je-o*). See *Angio-*.



**Angelic Acid** (*an-jel'-ik as'-id*). See *Acid*.

**Angelica** (*an-jel'-ik-ah*) [L.]. The seeds and root of *Archangelica officinalis* and other species. An aromatic stimulant and emmenagogue. Dose of the fld. ext.: Seeds  $\mathfrak{m}$  v-x; root  $\mathfrak{z}$  ss-j. Unof.

**Angel's Wing** (*an'-jelz wing*). A deformity of the scapula in which it turns forward and then backward, giving the shoulder a peculiar dorsal bulge, as in a scoliotic chest.

**Anger's Operation**. See *Operations, Table of*.

**Angiectasis** (*an-je-ek'-tas-is*) [*ἀγγείων*, a blood-vessel; *ἐκτασις*, dilatation]. Abnormal dilatation of a vessel, as in aneurysm, etc.; enlargement of capillaries.

**Angiectopia** (*an-je-ek-to'-pe-ah*) [*ἀγγείων*, a vessel; *ἐκτοπος*, displaced]. Displacement or abnormal position of a vessel.

**Angielcus**, or **Angeielcus** (*an-je-el'-kus*) [*ἀγγείων*, a vessel; *ἔλκος*, an ulcer]. An ulcer in the walls of a vessel.

**Angiemphraxis** (*an-je-em-fraks'-is*) [*ἀγγείων*, a vessel; *ἐμφορὰς*, obstruction]. Obstruction of a vessel, or of vessels.

**Angiitis**, or **Angeiitis** (*an-je-i'-tis*) [*ἀγγείων*, a vessel; *ιτις*, inflammation]. Inflammation of a lymph vessel or blood vessel.

**Angina** (*an'-jin-ah* or *an-jil'-nah*) [*angere*, to strangle]. A sense of choking or suffocation, a symptom of inflammatory affections of the pharynx. It is synonymous with *Cynanche*. **A. acuta** or **simplex**, simple sore-throat. **A. externa**. Synonym of *Mumps*. **A.**, **Hogskin**. Synonym of *Diphtheria*. **A. laryngea**. Synonym of *Laryngitis*. **A. lingualis**. Same as *Glossitis*. **A.**, **Ludwig's**, acute suppurative inflammation of the connective tissue surrounding the submaxillary gland. **A. membranacea**. Synonym of *Croup*. **A. parotideae**, the mumps, or *Parotitis*, *q. v.* **A. pectoris**, a paroxysmal neurosis with intense pain and oppression about the heart. It usually occurs in the male after forty years of age, and is generally associated with diseased conditions of the heart and aorta. There is a sense of impending death, and frequently there is a fatal termination. **A. pectoris-vasomotoria**, a term given by Nothnagel and Landois to an angina associated with vaso-motor disturbances, coldness of the surface, etc., but never resulting fatally. **A.**, **Pseudo-**, is a neurosis occurring in young anemic females, characterized by a less grave set of symptoms and never resulting fatally. **A. simplex**. See *A. acuta*. **A. tonsillans**, *Quinsy*, *q. v.* **A. trachealis**, the *Croup*, *q. v.* **A. ulceromembranous**. See *Tonsillitis, herpetic*.

**Anginoid** (*an'-jin-oid*) [*angere*, to strangle]. Resembling angina.

**Angioasthenia** (*an-je-o-as-the'-ne-ah*) [*ἀγγείων*, a vessel; *ἀσθένεια*, weakness]. Atony of the blood-vessels.

**Angiocarditis** (*an-je-o-kar-di'-tis*) [*ἀγγείων*, a blood-vessel; *καρδία*, the heart; *ιτις*, inflammation]. An inflammation of the heart and blood-vessels (hypothetical).

**Angiocarpous** (*an'-je-o-kar-pus*) [*ἀγγείων*, a vessel; *καρπός*, fruit]. In biology, having the fruit invested with a distinct covering or husk; having a closed apothecium; having the hymenium inclosed by the sporocarp.

**Angiochhalasis**, or **Angeiochhalasis** (*an-je-o-kal'-as-is*) [*ἀγγείων*, a vessel; *χάλασις*, relaxation]. Dilatation or relaxation of the blood-vessels.

**Angiocholitis** (*an-je-o-ko-li'-tis*) [*ἀγγείων*, a vessel; *κολή*, bile; *ιτις*, inflammation]. Inflammation of the biliary ducts.

**Angioderma pigmenotosum** (*an-je-o-der'-mah pig-men-to'-sum*). See *Atrophoderma*.

**Angiodiastasis** (*an-je-o-di-as'-tas-is*) [*ἀγγείων*, a vessel; *διάστασις*, a separation]. 1. Displacement or dilatation of a vessel. 2. Retraction of the severed ends of a blood-vessel.

**Angioembolus** (*an-je-o-em'-bo-lus*) [*ἀγγείων*, a vessel; *ἐμβολός*, anything thrown in]. A plug (as of clotted blood) in a vessel.

**Angiogenesis** (*an-je-o-jen'-es-is*). See *Angiogeny*.

**Angiogeny** (*an-je-og'-en-e*) [*ἀγγείων*, a vessel; *γεννάειν*, to produce]. The development of the vessels.

**Angioglioma** (*an-je-o-gli-o'-mah*) [*ἀγγείων*, a vessel; *γλῆα*, glue; *ὄμα*, a tumor; *pl.*, *Angiogliomata*]. A gliomatous vascular tumor of the spinal cord.

**Angiograph** (*an'-je-o-graf*) [*ἀγγείων*, a vessel; *γράφειν*, to write]. A form of sphygmograph invented by Landois.

**Angiography** (*an-je-og'-ra-fe*) [*ἀγγείων*, a vessel; *γράφειν*, a writing]. A description of the vessels; angiology.

**Angiohemothrombus** (*an-je-o-hem-o-throm'-bus*) [*ἀγγείων*, a vessel; *αἷμα*, blood; *θρόμβος*, thrombus]. A clot in a blood-vessel.

**Angiohydrology** (*an-je-o-hi-drol'-o-je*) [*ἀγγείων*, a vessel; *ὕδωρ*, water; *λόγος*, science]. The science of the lymphatic vessels, their contents, etc.

**Angiokeratoma** (*an-je-o-ker-at-o'-mah*) [*ἀγγείων*, a vessel; *κέρας*, horn; *ὄμα*, tumor]. Lymphangiectasis; Telangiectic warts; a very rare disease of the extremities characterized by warty-looking growths that develop on dilated vessels in persons with chilblain, etc. Dark spots the size of pins' points or pins' heads, evidently vascular, develop as an attack of chilblains is subsiding. The disease is peculiar to childhood, and especially occurs in females.

**Angioleucitis** (*an-je-o-liu-si'-tis*) [*ἀγγείων*, a vessel; *λευκός*, white; *ιτις*, inflammation]. Inflammation of the lymphatic vessels.

**Angiolithic** (*an-je-o-lith'-ik*) [*ἀγγείων*, a vessel; *λίθος*, a stone]. Literally, a qualification applied to a vascular and crystalline formation. Practically applied to neoplasms in which crystalline or mineral deposits take place, with hyaline degeneration of the coats of the vessels.

**Angiology** (*an-je-ol'-o-je*) [*ἀγγείων*, a vessel; *λόγος*, science]. The science of the blood-vessels and lymphatics.

**Angiolymphitis** (*an-je-o-limf-i'-tis*) [*ἀγγείων*, a vessel; *lymphā*, lymph; *ιτις*, inflammation]. Same as *Angioleucitis*.

**Angiolymphoma** (*an-je-o-limf-o'-mah*) [*ἀγγείων*, a vessel; *lymphā*, water; *ὄμα*, tumor; *pl.*, *Angiolymphomata*]. A tumor formed of lymphatic vessels.

**Angioma** (*an-je-o'-mah*) [*ἀγγείων*, a vessel; *ὄμα*, a tumor; *pl.*, *Angiomata*]. A tumor formed of blood-vessels. Called also *Erectile* or *Vascular Tumor*.

**A.**, **Cavernous**, with communicating alveolar spaces. See *Varix, Cirroid*. Capillary and venous angiomata are called *Nevi*, or *Mothers' Marks*. **A.**, **Cystic**. Synonym of *Lymphangioma circumscriptum*. **A.**, **Infective**. See *A. serpiginosum*. **A. pigmentosum atrophicum**. See *Xeroderma pigmentosum*. **A. serpiginosum**, infective angioma; *nevus lupus*; a very rare disease of the skin in which minute vascular points are formed in rings or other groups, that spread at the borders, while fresh points are continually developing beyond them. The points look like grains of cayenne pepper. It occurs usually in girls, but its etiology and pathology are unknown.

**Angiomalacia** (*an-je-o-mal-a'-se-ah*) [*ἀγγείων*, a vessel; *μαλακία*, a softening]. Softening of the blood-vessels.

**Angiometer** (*an-je-om'-et-er*). See *Sphygmograph*.

**Angiomonospermous** (*an-je-o-mon-o-sper'-mus*) [*ἀγγειον*, a vessel; *μόνος*, alone; *σπέρμα*, seed]. In biology, producing seeds within a closed ovary.

**Angiomyoma**, or **Angimyoma** (*an-je-o-mi-o'-mah* or *an-je-mi-o'-mah*) [*ἀγγειον*, a vessel; *μῦς*, a muscle; *ωμα*, a tumor: *pl.*, *Angiomyomata*]. A vascular and erectile muscular tumor.

**Angioneoplasm** (*an-je-o-ne'-o-plaz'm*). See *Angioneoplasma*.

**Angioneoplasma** (*an-je-o-ne-o-plaz'-mah*) [*ἀγγειον*, a vessel; *νέος*, new; *πλάσμα*, moulded substance: *pl.*, *Angioneoplasmata*]. A neoplasm made up of blood-vessels or lymph-vessels.

**Angioneurosin** (*an-je-o-nu'-ro-sin*). Synonym of *Nitroglycerin*.

**Angioneurosis** (*an-je-o-nu-ro'-sis*) [*ἀγγειον*, a vessel; *νεῦρον*, a nerve]. A neurosis of the blood-vessels; a disturbance of the vaso-motor system,—a symptom of many diseases.

**Angio-neurotic** (*an-je-o-nu-rot'-ik*) [*ἀγγειον*, a vessel; *νεῦρον*, a nerve]. Pertaining to angioneurosis. **A. Edema**, a swelling, with associated symptoms, probably due to vaso-motor lesion.

**Angionoma** (*an-je-on'-o-mah*) [*ἀγγειον*, a vessel; *νομή*, ulcer]. Ulceration of a vessel.

**Angioparalysis** (*an-je-o-par-al'-is-is*) [*ἀγγειον*, a vessel; *παράλυναι*, to disable on one side]. Vaso-motor paralysis.

**Angioparalytic** (*an-je-o-par-al-i'-ik*) [*ἀγγειον*, a vessel; *παράλυναι*, to disable on one side]. Relating to or characterized by angioparalysis.

**Angioparesis** (*an-je-o-par'-es-is*) [*ἀγγειον*, a vessel; *πάρεσις*, a letting go]. Paresis or partial paralysis of the vaso-motor apparatus.

**Angiopathy** (*an-je-op'-a-the*) [*ἀγγειον*, a vessel; *πάθος*, disease]. Any disease of the vascular system.

**Angioplania** (*an-je-o-pla'-ne-ah*) [*ἀγγειον*, a vessel; *πλάνη*, a wandering]. Irregularity or abnormality in the course of a vessel.

**Angioplastic** (*an-je-o-plas'-tik*). See *Vasifactive*.

**Angiorrhagia** or **Angeiorrhagia** (*an-je-or-a'-je-ah*) [*ἀγγειον*, a vessel; *ῥηγνύναι*, break]. Bleeding from a vessel.

**Angiorrhea** (*an-je-or-e'-ah*) [*ἀγγειον*, a vessel; *ῥεῖν*, to flow]. An oozing of blood.

**Angiorrhesis** (*an-je-o-reks'-is*) [*ἀγγειον*, a vessel; *ῥήξις*, a bursting]. Rupture of a blood-vessel.

**Angiosarcoma** (*an-je-o-sar-ko'-mah*) [*ἀγγειον*, a vessel; *σάρξ*, flesh; *ωμα*, a tumor: *pl.*, *Angiosarcomata*]. A vascular sarcoma.

**Angiosarcomatous** (*an-je-o-sar-ko'-mat-us*) [*ἀγγειον*, a vessel; *σάρξ*, flesh; *ωμα*, a tumor]. Of the nature of or affected with angiosarcoma.

**Angioscope** (*an'-je-o-skōp*) [*ἀγγειον*, a vessel; *σκοπεῖν*, to inspect]. An instrument for examining the capillary vessels.

**Angiosialitis** (*an-je-o-si-al-i'-tis*) [*ἀγγειον*, a vessel; *σάλιον*, saliva; *ιτις*, inflammation]. Inflammation of the duct of a salivary gland.

**Angiosis** (*an-je-o'-sis*) [*ἀγγειον*, a vessel]. Any disease of blood-vessels or lymphatics.

**Angiospasm** (*an'-je-o-spazm*) [*ἀγγειον*, a vessel; *σπασμός*, a spasm]. A convulsive neurosis of the blood-vessels; a vaso-motor spasm.

**Angiospastic** (*an-je-o-spas'-tik*) [*ἀγγειον*, a vessel; *σπασμός*, spasm]. Characterized by or of the nature of angiospasm.

**Angiosperm** (*an'-je-o-sperm*) [*ἀγγειον*, a vessel; *σπέρμα*, seed]. In biology, a plant the seeds of which are produced within a closed vessel.

**Angiosporous** (*an-je-os'-po-rus*) [*ἀγγειον*, a vessel; *σπόρος*, a seed]. In biology, producing spores or asci within a hollow receptacle, said of fungi.

**Angiostegnosis** (*an-je-o-steg-no'-sis*) [*ἀγγειον*, a vessel; *στέγνωσις*, stoppage]. Stoppage or constriction of a vessel.

**Angiostegnotic** (*an-je-o-steg-not'-ik*) [*ἀγγειον*, a vessel; *στέγνωσις*, stoppage]. Relating to angiostegnosis; as-tricting; causing contraction of blood-vessels.

**Angiostenosis** (*an-je-o-ste-no'-sis*) [*ἀγγειον*, a vessel; *στένωσις*, a straitening]. Constriction or narrowing of a vessel.

**Angiostomatous** (*an-je-o-sto'-mat-us*) [*ἀγγειον*, a vessel; *στόμα*, mouth]. In biology, having the mouth or opening narrow or not dilatible.

**Angiotrophe** (*an-je-os'-tro-fe*) [*ἀγγειον*, a vessel; *στροφή*, twist]. Torsion of a vessel, as for the control of hemorrhage.

**Angiotasis** (*an-je-ot'-as-is*) [*ἀγγειον*, a vessel; *τάσις*, tension]. The tension of the vessels.

**Angiotatic** (*an-je-ot-at'-ik*) [*ἀγγειον*, a vessel; *τάσις*, tension]. Relating to angiotasis.

**Angiectectasia** (*an-je-o-tel-ek-ta'-zo-ah*) [*ἀγγειον*, a vessel; *τέλος*, end; *εκτασις*, dilatation]. Dilatation of capillary vessels.

**Angiotomy** (*an-je-ot'-o-me*) [*ἀγγειον*, a vessel; *τομή*, a cutting]. The incision or dissection of a vessel.

**Angle** (*ang'-gl*) or **Angulus** (*ang'-gu-lus*) [*angulus*, an angle]. The degree of divergence of two lines that meet each other; the space between two such lines.

**A. a.**, that one of Lissauer's angles between the radius fixus and a line joining the alveolar and subnasal points. **A. of Aberration**. See *A. of Deviation*. **A., Ackermann's**, certain angles, characteristic of kyphosis, which mark the base of the skull in cases of encephalocele and hydrocephalus; for example, the occipito-sphenoidal angle is abnormally sharp. **A., Acromial**, that formed between the head of the humerus and the clavicle. **A., Alpha. 1.** In optics, that formed by the intersection of the visual line and optic axis. **2.** In craniometry, that one of Lissauer's angles between the radius fixus and a line joining the hornion and subnasal point. **A., Alveolar**, that formed between a line passing through a spot beneath the nasal spine and the most prominent point of the lower edge of the alveolar process of the superior maxilla and the cephalic horizontal line. **A., Alveolo-condylar**. See *A., Orbito-alveolo-condylar*. **A., Anterior (of Ilium)**. See *A., External (of Ilium)*. **A., Anterior (of Scapula)**. See *A., Cervical (of Scapula)*. **A., Anterior Parietal**. See *A., Parietal (of Quatrefages)*. **A., Antero-external (of Ischium)**, in veterinary anatomy, the posterior extremity of the supracotyloid crest. **A., Antero-internal (of Ischium)**, in veterinary anatomy, the portion of the ischium that helps to close the obturator foramen inwardly. **A. of Aperture**, in optics, that included between two lines joining the opposite points of the periphery of a lens and the focus. **A., Auricular**, in craniometry, those cephalic angles having their apices at Broca's auricular point. **A., Auriculo-cranial**, in craniometry, the auricular angles whose sides pass through the cranium. **A., Auriculo-facial**, in craniometry, those auricular angles whose sides pass through the face. **A., Auriculo-frontal**. See *A., Frontal*. **A., Auriculo-occipital**, in craniometry, the combined sub-occipital and supra-occipital angles. **A., Auriculo-parietal**. See *A., Parietal (of Broca)*. **A. b.**, that one of Lissauer's angles included between the radius fixus and a line joining the bregma and nasion. **A., Barclay's**. See *A., Orifacial*. **A., Basifacial**, in craniometry, that between the basi-cranial and basifacial axes. **A., Basilar**, in craniometry, that between the naso-basilar and basi-alveolar lines. **A., Beta**, that one of Lissauer's angles



included between the radius fixus and a line joining the hornion and bregma. **A., Bi-orbital**, in optics, that formed by the intersection of the axes of the orbits. **A., Broca's**. See *A., Facial*, *A., Occipital*, and *A., Parietal*. **A. c.**, that one of Lissauer's angles included between the radius fixus and a line joining the lambda and opisthion. **A., Camper's**. See *A., Facial*, and *A., Maxillary*. **A., Carpal**, in biology, the bend of the wing. **A., Cephalic**, in craniometry, a general term for the cranial and facial angles. **A., Cerebellar**. See *A., Suboccipital*. **A., Cerebral**. 1. In craniometry, that formed by the frontal, Broca's parietal, and the supra-occipital angles. 2. See *A. of Segond*. **A., Cervical (of Scapula)**, in veterinary anatomy, the point of union of the anterior and superior borders of the scapula. **A., Chi**, that one of Lissauer's angles included between two lines running from the hornion to the basion and staphylion. **A., Cloquet's**. See *A., Facial*. **A., Condylar**, that between the planes of the basilar groove and the occipital foramen. **A., Co-orbital**, in craniometry, that formed by the crossing of the anatomical plane of the head by the bi-orbital plane. **A., Coracoscaphular**, in biology, that between the axes of the coracoid and scapula. **A., Coronofacial (of Gratiolet)**, in craniometry, the angle that the facial line of Camper forms with the plane passing through the coronal suture. **A., Costal**. See *A., Subcostal*. **A., Cotyloid**, in veterinary anatomy, the portion of the ilium included between the cotyloid foramen and the supra-cotyloid crest. **A., Cotyloidean**. See *A., Antero-external (of Ischium)*. **A., Cranial**, in craniometry, angles corresponding to the auricular angles, but having their apices at the anterior border of the occipital foramen. **A., Craniofacial (of Ecker)**. See *A., Meta-facial*. **A., Craniofacial (of Huxley)**, in craniometry, that formed at the middle of the anterior border of the jugum sphenoidale by lines drawn from the basion and nasal spine. **A., Critical**, that made by a beam of light passing from a rarer to a denser medium, with the perpendicular, without being entirely reflected. **A. of Cuvier**. See *A., Facial*. **A. of Daubenton**. See *A., Occipital*. **A., Deschamps's**. See *A., Inio-facial*. **A. of Deviation**. 1. In botany, that formed by a leaf, branch, or root with the axis upon which it is borne. 2. In magnetism, the angle traversed by the needle when disturbed by some magnetic force. 3. In optics, that formed by a refracted ray and the prolongation of the incident ray. **A. of Divergence**, in botany, that formed between succeeding organs in the same spiral or whorl. **A., Dorsal (of Scapula)**, in veterinary anatomy, the junction of the superior and posterior borders of the scapula. **A. of Dürer**. See *A., Facial*. **A., Ecker's**. See *A., Sphenoidal* and *A., Craniofacial*. **A. of Elevation**, in optics, that made by the visual plane with its primary position when moved upward or downward. **A., Ephippial (Welcker's)**. See *A., Sphenoidal*. **A., Ethmo-cranial**. See *A., Olfactory*. **A., External (of Ilium)**, in veterinary anatomy, the anterior superior spine of the ilium. **A., External (of Mulder)**, in craniometry, that produced by the junction of Camper's line and a line joining the basi-occipital bone and the nasion. **A., External (of Pubes)**, in veterinary anatomy, the portion of the pubic bone constituting the chief part of the cotyloid cavity. **A. of the Eye**. See *Canthus*. **A. f.**, that one of Lissauer's angles included between the radius fixus and a line joining the inion and opisthion. **A., Facial (of Broca)**. See *A., Ophryo-spinal Facial*. **A., Facial (of Camper)**, in craniometry, that between the facial line of Camper and the line drawn through the auricular and subnasal points.

**A., Facial (of Cloquet)**, in craniometry, that between the line drawn through the ophryon and the alveolar point and the auricular-alveolar line. **A., Facial (of Cuvier)**. See *A., Facial (of Geoffroy St. Hilaire)*. **A., Facial (of Dürer)**, in craniometry, that formed by a line tangent to the brow and the lobule of the nose and a line joining the lobe of the ear and the lower part of the nasal septum. **A., Facial (of Jacquart)**, in craniometry, that between the line joining the subnasal point and the glabella and the line joining the subnasal and auricular points. **A., Facial (of Segond)**. See *A. of Segond*. **A., Facial (of Geoffroy St. Hilaire)**, in craniometry, that between the facial line of Camper and the line joining the auricular point and the edge of the incisors. **A., Facial (of Topinard)**. See *A., Ophryo-spinal Facial*. **A., Facial (of Virchow and Holder)**, in craniometry, that formed by the union of a line joining the naso-frontal suture and the most prominent point of the lower edge of the superior alveolar processes, and a line joining the superior border of the external auditory meatus and the lower border of the orbit. **A., Fick's**, in craniometry, one formed by the intersection of the basilar groove, and a line joining the symphysis menti and the basion. **A., Frontal**, in craniometry, one formed by lines joining the auricular point and the ophryon and bregma. In ornithology, that formed between the forehead and the upper margin of the beak. **A., Frontal (of Lissauer)**, that one included between lines joining the metopion and the bregma and nasion. **A., Fronto-glabellar**, the degree of inclination of the forehead. **A., Gamma**, in optics, that formed at the center of rotation of the eyes by the optic and visual axes. **A., Genal**, in biology, the posterior angle of the movable gena of trilobites. **A., Gratiolet's**. See *A., Coronofacial*. **A., Humeral (of the Scapula)**, in veterinary anatomy, a name given to the head of the shoulder blade. **A., Huxley's**. See *A., Craniofacial*. **A. i.**, that one of Lissauer's angles included between the radius fixus and a line joining the posterior border of the incisor foramen and the alveolar point. **A., Ilio-ischiol**, that between the ischium and the cotylo-sacral rib of the ilium. **A., Ilio-pubic**, in veterinary anatomy, that existing between the ilium and pubes. **A., Ilio-vertebral**, that existing between the iliac bones and the spinal column. **A. of Incidence**, in optics, the angle at which a ray of light strikes a denser medium and undergoes reflection or refraction. **A. of Inclination (of Pelvic Canal)**, in obstetrics, that formed by the anterior wall of the pelvis with the conjugate diameter. **A. of Inclination (of Pelvis)**, in obstetrics, that formed by the pelvis with the general line of the trunk, or that formed by the plane of the inferior strait with the horizon. **A., Inferior (of Scapula)**. See *A., Humeral*. **A. of Inflexion**, in veterinary anatomy, that formed by the quarter of the hoof of a soliped with the commencement of the bar. **A., Inio-facial**, in craniometry, Deschamps's modification of Camper's line. It is the angle included between the two lines extending from the inion to the glabella and from the inion to the symphysis of the chin. **A., Internal (of Ilium)**, in veterinary anatomy, the posterior superior spine of the ilium. **A., Internal (of Pubes)**, in veterinary anatomy, the name for the angle of the pubes. **A., Internal (of Walther)**, in craniometry, that included between a line joining the glabella and the nasion and another from the occipital protuberance to the crista galli. **A., Interradial**, in biology, that formed in the star-fish by the coming together of the lateral walls of two adjacent ambulacral grooves. **A. of the Ischio-pubic**

**Arch**, that formed by the junction of the ischio-pubic rami. **A. of Jacquart**. See *A., Facial*. **A. of Jaw**, the junction of the lower border of the ramus of the mandible with its posterior border. **A. of Land-zert**, that formed by the plane of the basilar groove and the horizontal line of the jugum sphenoidale. **A. of Lavater**, in craniometry, that contained between a line joining the point of the nose and the outer angle of the eye, and a line running from the same point to the angle of the mouth. According to Lavater, the greater the angle the more intelligent the individual. **A., Limiting**. See *A., Critical*. **A. of the Lips**, those formed by the union of the lips at either extremity of the mouth. **A., Lissauer's**, in craniometry, a number of angles in the median plane of the skull included between lines radiating from a fixed line connecting theinion and hornion (*radius fixus*.) See also *A., Frontal*, and *A., Parietal*. **A., Louis's**, that between the manubrium and gladiolus of the sternum due to retraction in the upper part of the thorax. **A. of Ludovici**. See *A., Louis's*. **A., Ludwig's**. See *A., Louis's*. **A., Lumbo-iliac**, in veterinary anatomy, that formed by the junction of the sacrum and ilia. **A. m.**, that one of Lissauer's angles included between the radius fixus and a line joining the opisthion and the basion. **A., Maxillary (of Camper)**, in craniometry, that included between two lines extending from the point of contact of the upper and lower central incisor teeth, one to the ophryon and the other to the most prominent point of the lower jaw. **A., Metafacial (of Serres)**, that which the pterygoid processes form with the base of the skull. **A., Meter-**, in optics, the degree of convergence of the eyes when centered on an object one meter distant from each. **A. of the Mouth**. See *A. of the Lips*. **A., Mu**, that one of Lissauer's angles included between the radius fixus and a line joining the hornion and basion. **A., Mulder's**. See *A., External*. **A. n.**, that one of Lissauer's angles included between the radius fixus and a line joining the nasion and alveolar point. **A. n'**, that one of Lissauer's angles included between the radius fixus and a line joining the nasion and subnasal point. **A., Nasal (of Ranke)**, in craniometry, that included between the horizontal plane of the skull and a line passing through the middle of the alveolar border beneath the nasal spine and the center of the naso-frontal suture. **A., Nasal (of Welcker)**, in craniometry, that included between the naso-basilar and naso-subnasal lines. **A., Naso-basal (of Welcker)**. See *A., Nasal*. **A., Nasomalar**, in craniometry, that formed by two lines converging from the outer margins of the orbits to the base of the nose. **A. of the Neck**. See *A. of the Nucha*. **A. of the Neck of the Femur**, that formed between the neck and shaft of the femur. **A., Negative**, the name given to Quatrefages' parietal angle when it is inverted. **A. of the Nose**, that between the nose and the cheek. **A., Nu**, that one of Lissauer's angles included between the radius fixus and a line joining the hornion and nasion. **A. of the Nucha**, that formed by the junction of the nucha with the neck. **A. o.**, that one of Lissauer's angles included between the radius fixus and a line joining the lambda and bregma. **A. of Obliquity of Femur**, that formed by the shaft of the femur and a vertical line. **A., Occipital**, in craniometry, that formed by the intersection of the basicranial axis and the plane of the occipital foramen. **A., Occipital (of Broca)**, in craniometry, that between the lines joining the opisthion and the basion and nasal points. **A., Occipital (of Daubenton)**, in craniometry, the angle that Daubenton's line makes with the line joining the basion and opisthion. **A.,**

**Occipital, Second**, in craniometry, that formed by two lines joining the opisthion and the nasion and nasal spine. **A., Olfactory**, in craniometry, that formed by the intersection of the plane of the cribriform plate of the ethmoid and the basicranial axis. **A., Omega**, that one of Lissauer's angles between the radius fixus and a line joining the hornion and lambda. **A., Ophryo-alveolo-auricular**. See *A., Facial (of Cloquet)*. **A., Ophryo-spinal-facial**, in craniometry, that included between two lines from the nasal spine to the ophryon and auricular point. **A., Optic**, that included between lines joining the extremities of an object and the nodal point. The smallest is about 30 seconds. **A., Orbito-alveolo-condylar**, in craniometry, that included between the horizontal visual and alveolo-condylar planes. **A., Orbito-basilar**, in craniometry, that included between Barclay's basifacial plane and the plane of the orbital axes. **A., Orbito-facial**. See *A., Orbito-maxillary*. **A., Orbito-maxillary**, in craniometry, that included between the two lines joining the auricular point and the glabella and alveolar border. **A., Orbito-occipital**, in craniometry, that included between the plane of the occipital foramen and the bi-orbital plane. **A., Orifacial (of Barclay)**. 1. That included between Camper's line and the plane of mastication. 2. That included between the median antero-posterior line of the palatine arch and the median antero-posterior line of the plane of the lower border of the inferior maxilla. **A. p.**, that one of Lissauer's angles included between the radius fixus and a line joining the staphylion and alveolar point. **A., Palatine**, in craniometry, that included between Camper's line and a line on the plane of the alveolar arch. **A., Parietal (of Broca)**, in craniometry, that included between two lines joining the auricular point and the bregma and lambda. **A., Parietal (of Lissauer)**, that included between lines drawn from the bregma and lambda to the most prominent point of the parietal bone. **A., Parietal (of Quatrefages)**, in craniometry, that formed by the lines drawn through the extremities of the transverse maximum or bizygomatic diameter and the maximum transverse frontal diameter (called *positive* when it opens downward, *negative* when it opens upward). **A., Parietal, Posterior**, in craniometry, that included between two lines tangent to the parietal eminence and the most prominent points of the zygomatic arch. **A., Pi**, that one of Lissauer's angles included between the radius fixus and a line joining the hornion and alveolar point. **A. of Polarization**, in optics, the angle of reflection at which light is most completely polarized. **A., Positive**. See *A., Parietal (of Quatrefages)*. **A., Posterior (of Ilium)**. See *A., Cotyloid*. **A., Posterior (of Pubes)**, in veterinary anatomy, that portion of the pubes that helps to close in the obturator foramen internally. **A., Posterior (of Scapula)**. See *A., Dorsal (of Scapula)*. **A., Postero-external (of Ischium)**, in veterinary anatomy, the tuberosity of the ischium. **A., Postero-internal (of Ischium)**, in veterinary anatomy, the ischiadic arch. **A., Premaxillary**. See *A., Basifacial*. **A., Prepubic**, that formed by the male urethra in front of the pubes, the penis being in a flaccid state. **A. of Prognathism**, in craniometry, the angle indicating the degree of forward projection of the face. **A., Psi**. 1. That one of Lissauer's angles included between the radius fixus and a line joining the hornion and opisthion. 2. In optics, that between the optic axis and line of fixation. **A. of the Pubes**, that formed by the junction of the pubic bones at the symphysis. **A., Pyramidal**. See *A., Positive*. **A. of Quatrefages**.



See *A.*, *Parietal*. **A. of Ranke**. See *A.*, *Nasal*. **A. of Reflection**, in optics, that which a reflected ray of light makes with a line drawn perpendicular to the point of incidence. **A. of Refraction**, in optics, that which exists between a refracted ray of light and a line drawn perpendicular to the point of incidence. **A. of Rib**, a line on the external surface of the shaft of the vertebral extremity of the rib, to which is attached the tendon of the sacro-lumbalis muscle. **A. s.**, that one of Lissauer's angles included between the radius fixus and a line joining the basion and staphylion. **A.**, **Sacro-vertebral**, that which the sacrum forms with the last lumbar vertebra. **A. of Segond**, in craniometry, angles formed between lines drawn from the basion to the various other craniometrical points. The *Facial* angle of Segond is that between the line passing through the basion and mental points and the line passing through the basion and opthryon. The *Cerebral* angle of Segond is that between the line passing through the basion and opthryon, and the line passing through the basion and opisthion. **A. of Serres**. See *A.*, *Metafacial*. **A. Sigma**, that one of Lissauer's angles included between the radius fixus and a line drawn from the hornion to the staphylion. **A.**, **Sincipital**. See *A.*, *External (of Mulder)*. **A. Spal**. See *A.*, *Summi Palati*. **A.**, **Sphenoidal**, in craniometry, that included between two lines joining the nasion and the basion with the center of the transverse groove of the optic commissure, at the point where the sloping anterior surface of the sella turcica passes over into the horizontal surface of the olivary eminence. **A.**, **Squinting**, that indicating the degree of divergence of the affected eye in strabismus. **A.**, **Sterno-clavicular**, that existing between the clavicle and the sternum. **A. of St. Hilaire (Geoffroy)**. See *A.*, *Facial*. **A.**, **Subcostal**, that formed by the outward inclination of the false ribs with the middle line of the body. **A.**, **Suboccipital**, in craniometry, that included between two lines joining Broca's auricular point with the posterior border of the occipital foramen and the external occipital protuberance. **A.**, **Subpubic**, that formed at the pubic arch. **A.**, **Summi Occipitis**, Lissauer's angle included between lines connecting the most prominent point of the occipital squama and the lambda and inion. **A.**, **Summi Palati**, Lissauer's angle included between lines drawn from the staphylion and alveolar point to the highest point of the arch of the palate. **A.**, **Supra-occipital**, in craniometry, that formed by two lines joining Broca's auricular point with the lambda and the external occipital protuberance. **A.**, **Symphysian**, that which the profile of the symphysis of the lower jaw makes with the plane of the inferior border of the lower jaw. **A.**, **Tentorial**, in craniometry, that included between the plane of the tentorium and the basiscranial axis. **A. of Topinard**. See *A.*, *Facial*. **A. of Torsion**, the amount of twisting in the shaft of a bone. **A.**, **Total Cranial**, in craniometry, that measuring the cranial cavity between lines drawn from the auricular point to the opthryon and opisthion. **A. of the Uterus**, that at the cornua of the uterus, where the oviducts enter. **A.**, **Venousus**, that formed between the right and left brachio-cephalic veins. **A.**, **Vertebro-iliac**. See *A.*, *Ilio-vertebral*. **A.**, **Vestibular**, that formed in the vestibule by the junction of its posterior and middle walls. **A. of Virchow and Holder**. See *A.*, *Facial*. **A.**, **Visual**. See *A.*, *Optic*. **A. of Vogt**, in craniometry, that included between lines joining the nasion and the basion and alveolar point. **A.**, **Walther's**. See *A.*, *Internal*. **A.**, **Welcker's**. See *A.*, *Ephippial*, *A.*, *Nasal*, and

*A.*, *Nasobasal*. **A.**, **Xiphoid**, in anatomy, that formed by the sides of the xiphoid notch. **A. y.**, that one of Lissauer's angles included between the radius fixus and a line joining the lambda and inion. **Angleberry** (*ang'-gl-ber-e*) [M. E., *angle*; *bery*]. Butchers' name for bovine tuberculosis. See *Grapes*. **Anglesey Leg** (*ang'-gl-se leg*) [so called after the Marquis of Anglesey]. An artificial limb formed from a solid piece of wood hollowed out to receive the stump and provided with a steel joint at the knee. The ankle joint was made of wood, to which motion was communicated by strong cat-gut strings posteriorly and a spiral spring anteriorly. **Anglicus sudor** (*ang'-lik-us su'-dor*) [L.]. English sweating fever. A contagious malignant fever, also known as *Ephemera maligna*, characterized by black or dark-colored sweat. **Anglo-Swiss Food**, an artificial infant food with the following composition: Water, 6.54; fat, 2.72; grape-sugar and milk-sugar, 23.29; cane-sugar, 21.40; starch, 34.55; soluble carbohydrates, 46.43; albuminoids, 10.26; ash, 1.20. **Angophrasia** (*ang-go-fra'-ze-ah*) [*ἄγχρω*, to choke; *φράσις*, utterance]. A speech-defect consisting of a choking, drawling, and agitated utterance, with repetitions and nasal sounds, occurring in paralytic dementia. **Angor** (*ang'-gor*) [*angor*, a strangling]. Synonymous with *Angina*. Applied by some to epigastric pain. **Angry** (*ang'-gre*) [M. E., *angerich*]. Characterized by acute inflammation and pain, as an *angry* sore. **Angström's Law**. See *Law*. **Anguillidæ** (*ang-gwīl'-u-lid-e*) [*anguilla*, an eel]. The small nematoid worms that live in vinegar and sour paste. **Anguilliform** (*ang-gwīl'-if-ormi*) [*anguilla*, an eel; *forma*, form]. In biology, having the characters or form of an eel. **Anguillula** (*ang-gwīl'-u-lah*) [dim. of *anguilla*, an eel]. A genus of parasitic round worms. *A. Stercoralis*. See *Thread-worms* and *Parasites*, *Animal*, *Table of*. **Anguine** (*ang'-gwin*) [*anguis*, a snake]. In biology, snake-like. **Anguish** (*ang'-gwish*) [*angustia*, narrowness, distress]. Extreme bodily or mental distress. **Angular** (*ang'-gu-lar*) [*angulus*, an angle]. Pertaining to an angle. **A. Artery and Vein**, the terminal branches of the facial artery and vein. **A. Gyrus, or Convolution**, the *pli courbe*, a convolution of the brain. **A. Movement**, the movement between two bones that may take place forward and backward, or inward and outward. **A. Processes**, the external and internal extremities of the orbital arch of the frontal bone. **Angularis scapulæ Muscle** (*ang-gu-la'-ris skaf'-u-le*). The *levator anguli scapulae*. See *Muscles*, *Table of*. **Anguliferous** (*ang-gu-lif'-er-us*) [*angulus*, an angle; *ferre*, to bear]. In biology, having the last whorl angled or cornered. **Angulinerved** (*ang-gu-lin-er-ud*) [*angulus*, an angle; *nervum*, a nerve]. In biology, said of leaves in which the veins or nerves diverge from the midrib; pinnately nerved. **Angulo-dentate** (*ang'-gu-lo-den'-tāt*) [*angulus*, an angle; *dentatus*, toothed]. With angular teeth. **Angulus** (*ang'-gu-lus*) [L.]. See *Angle*. **Angustate** (*ang-gus'-tāt*) [*angustare*, to straiten; to narrow]. Narrow. **Angustia** (*ang-gus'-te-ah*) [L.]. Constriction; abnormal narrowness; distress. **Angusticollis** (*ang-gus-te-kol'-is*) [*angustus*, narrow; *collum*, a neck]. In biology, with a slender neck.

**Angustidentate** (*ang-gus-te-den'tāt*) [*angustus*, narrow; *dens*, a tooth]. In biology, with slender teeth.

**Angustifoliate** (*ang-gus-te-fō'-le-āt*) [*angustus*, narrow; *foliatus*, leaved]. In biology, with narrow leaves.

**Angustirostrate** (*ang-gus-te-ros'trāt*) [*angustus*, narrow; *rostrum*, beak]. In biology, having a narrow or compressed beak.

**Angustiseptate** (*ang-gus-te-sep'tāt*) [*angustus*, narrow; *septum*, a partition]. In biology, having a narrow septum.

**Angustura** (*ang-gus-tu'-rah*) [Sp., *Angostura*, a S. A. town]. Cusparia Bark. The bark of *Galipea cusparia*. A stimulant tonic and febrifuge used in malignant bilious fever, intermittent fever, and dysentery. In large doses emetic. Dose of fld. ext.  $\text{m}_x$ -xxx; of the bark gr. x-xl. Unof. *Infus. Cuspariæ* (B. P.). Dose  $\frac{5}{i}$ -ij.

**Angusturin** (*ang-gus'tu-rin*) [Sp., *Angostura*, a S. A. town]. Synonym of Brucin, *q. v.*

**Anhaloin** (*an-hal'-o-in*) [*Anhalonium*]. An intensely poisonous alkaloid, derived from the fruit of *Anhalonium* (*Mamillaria lewinii*, a cactus. It produces collapse, followed by tetanus. Unof.

**Anhalonium lewinii** (*an-ha-lō'-ne-um le-win'-e-i*) [L.]. The cactus of this name is a native of Mexico. Its active principle is intensely poisonous and resembles strychnin in action. Dose of the extract gtt. j. Unof.

**Anhaphia** (*an-ha'-fe-ah*). See *Anaphia*.

**Anhela** (*an-he'-lah*) [*anhelatio*, asthma]. A difficulty in breathing. *A. amphemerina*, *A. asinina*, *A. canina*, *A. clamosa*, *A. clangosa*, *A. delassans*, *A. perennis*, *A. puerilis*, *A. spasmodica*, *A. strangulans*, *A. suffocans*, *A. tussiculosa*, synonyms of *Pertussis*.

**Anhelation** (*an-he-la'-shun*) [*anhelare*, to pant]. Shortness of breath; dyspnea.

**Anhematosis** (*an-hem-at-o'-sis*) [*āv* priv.; *αἱματώσειν*, to make bloody]. Defective formation of the blood.

**Anhidrosis** (*an-hid-ro'-sis*) [*āv* priv.; *ἰδρώς*, sweat]. Absence or deficiency of sweat excretion.

**Anhidrotic** (*an-hid-rot'-ik*) [*āv* priv.; *ἰδρώς*, sweat]. 1. Tending to check sweating. 2. An agent that checks sweating.

**Anhistous** (*an-his'-tus*) [*āv* priv.; *ιστός*, a web]. Structureless; not organized; plasmic.

**Anhydremia** (*an-hi-dre'-me-ah*) [*āv* priv.; *ὑδωρ*, water; *αἷμα*, blood]. The opposite of hydremia; an abnormal decrease in the relative proportion of the water to that of the salts of the blood.

**Anhydrid** (*an-hi'-drid*) [*āv* priv.; *ὑδωρ*, water]. One of a class of chemic compounds that may be regarded as made up of one or more molecules of water in which the whole of the hydrogen is replaced by negative or acid radicals (that may themselves contain hydrogen).

**Anhydro-ecgonin** (*an-hi'-dro-ek'-go-nin*) [*āv* priv.; *ὑδωρ*, water; *εκ*, out of; *γενός*, born]. A basic substance in the cocain and ecgonin series, but more remote from cocain than ecgonin.

**Anhydro-glycocholoral** (*an-hi'-dro-gli-ko-klo'-ral*). See *Chloralose*.

**Anhydromyelia** (*an-hi-dro-mi-e'-le-ah*) [*āv* priv.; *ὑδωρ*, water; *μυελόν*, marrow]. A deficiency of the fluid that normally fills the spinal cavity.

**Anhydrous** (*an-hi'-drus*) [*āv* priv.; *ὑδωρ*, water]. In chemistry, a term used to denote the absence of hydroxyl or of constitutional water.

**Anhysteria** (*an-his-te'-re-ah*) [*āv* priv.; *ὑστέρα*, the womb]. Absence of the uterus.

**Anideus** (*an-id'-e-us*) [*āv* priv.; *εἶδος*, form]. The lowest form of omphalosite, in which the parasitic

fetus is reduced to a shapeless mass of flesh covered with skin.

**Anidous** (*an-ī'-dus*) [*āv* priv.; *εἶδος*, form]. Formless, from general arrest of development; used of fetal monsters.

**Anidrosis** (*an-id-ro'-sis*). See *Anhidrosis*.

**Anidrotic** (*an-id-rot'-ik*). See *Anhidrotic*.

**Anile** (*an'-il*) [*anilis*, an old woman]. Imbecile.

**Anilid** (*an'-il-id*) [Arab., *al*, the; *nīl*, dark blue].

Compounds formed by the action of acid chlorids or acid anhydrids upon the anilins. They are very stable derivatives.

**Anilin** (*an'-il-in*) [Arab., *al*, the; *nīl*, dark blue],  $\text{C}_6\text{H}_7\text{N}$ . Amidobenzene; formed in the dry distillation of bituminous coal, bones, indigo, isatin, and other nitrogenous substances. It is made by reducing nitrobenzene. It is a colorless liquid with a faint peculiar odor, boiling at  $183^\circ$ ; its sp. gr. at  $0^\circ$  is 1.036. When perfectly pure it solidifies on cooling, and melts at  $-8^\circ$ . It is slightly soluble in water, but dissolves readily in alcohol and ether. Combined with chlorin, the chlorates, and hypochlorites, the various anilin dyes are produced. It is a powerful narcotic poison. It is used in chorea and epilepsy with benefit in one-half grain doses. Unof. **A. Black**,  $\text{C}_{18}\text{H}_{15}\text{N}_3$ , one of the indulins formed by the oxidation of anilin by means of potassium chlorate in the presence of copper or vanadium salts. It is a dark-green amorphous powder, insoluble in the ordinary reagents, and is used in calico printing as a black color. See *Conspectus of Pigments*, under *Pigment*. **A. Colors**. See *Conspectus of Pigments*, under *Pigment*. **A. Red**. See *Fuchsin*. **A. Sulphate**,  $[\text{C}_6\text{H}_3\text{NH}_2] \text{SO}_4\text{H}_2$ , used as a test for lignin. See *Stains*, *Table of*. **A. Violet**. See *Tyrolin*.

**Anilinophile** (*an-il-in'-o-fil*) [*anilin*; *φιλέειν*, to love]. Readily stained with anilin.

**Anilism** (*an'-il-izm*) [*anilin*]. An acute or chronic disease produced in workmen in anilin factories by the poisonous fumes.

**Anility** (*an-il'-it-e*) [*anilis*, an old woman]. The state of being imbecile or childish.

**Anima** (*an'-im-ah*) [*animus*, spirit]. The soul; the vital principle; formerly, the active principle of a drug or medicine.

**Animal** (*an'-im-al*) [*anima*, the spirit, breath, or life]. An organic being having life and power of motion. Pertaining to the same. The animal kingdom is composed of the *Vertebrata*, *Mollusca*, *Articulata*, and *Radiata*. **A. Black**. See *Conspectus of Pigments*, under *Pigment*. **A. Charcoal**, bone-black, ivory-black, etc., is the product of calcining bones in close vessels. **A. Chemistry**, that concerning itself with the composition of animal bodies. **A. Electricity**, electricity generated in the body. **A. Function**, any physiological action or process. **A. Gum**,  $\text{C}_{12}\text{H}_{20}\text{O}_{10} + 2\text{H}_2\text{O}$ . A substance prepared from mucin by Landwehr, and so named on account of its resemblance to the gum of commerce. It occurs in many tissues of the body, is soluble in water, and in alkaline solution readily dissolves cupric oxid, the solution not being reduced on boiling. It yields no coloration with iodine, and is very feebly dextrorotatory. **A. Heat**, the normal temperature of the body, about  $98.5^\circ \text{F}$ . **A. Kingdom**, a name for all animals considered collectively. **A. Magnetism**, mesmerism, hypnotism, etc. **A. Oil**. See *Dippel's Oil*. **A. Starch**. See *Glycogen*. **A. Tissue**. See *Tissue*.

**Animalcule** (*an-im-al'-kul*) [*animalculum*, dim. of *animal*, a minute animal; *pl.*, *Animalcula*]. An organism so small as to require the microscope for its examination.



- Animalculism** (*an-im-al'-ku-lizm*) [*animalculum*, a little animal]. See *Spermism* and *Incasement*.
- Animalculist** (*an-im-al'-ku-list*) [*animalculum*, a little animal]. See *Incasement*.
- Animalization** (*an-im-al-iz-a'-shun*) [*animalis*, animal]. The process of assimilating food to the tissues of the body.
- Animation** (*an-im-a'-shun*) [*animare*, to have life or existence]. To be possessed of life. Formerly used to denote the effect of the vital principle by which the fetus acquires the power of continuing its existence.
- A., Suspended**, a condition marked by interrupted respiration and consciousness; caused by strangulation, the inhalation of carbon dioxide or other gases, etc.
- Anime** (*an'-im-e*) [Fr., *animé*, origin doubtful]. A name of various resins, especially that of *Hymenaea courbaril*, a tree of tropical America; sometimes used in plaster, etc. Unof. See *Copal*.
- Animism** (*an'-im-izm*) [*anima*, soul]. Stahl's theory of life and disease, namely, that the soul is the source of both normal and pathologic activities.
- Anion** (*an'-e-on*) [*ἀνά*, up; *ἰόν*, going]. In electrolysis, an electro-negative element. See *Ion*.
- Anions** (*an'-e-onz*) [*ἀνίω*, going up]. The atoms that collect around either pole when a compound is decomposed by electricity.
- Aniridia** (*an-ir-id'-e-ah*) [*ἀν* priv.; *ἵρις*, the rainbow]. Absence or defect of the iris.
- Anisandrous** (*an-is-an'-drus*) [*ἄνισος*, unequal; *ἀνήρ*, male]. Same as *Anisostemenus*.
- Anisanthous** (*an-is-an'-thus*) [*ἄνισος*, unequal; *ἄνθος*, flower]. In biology, varying as to the form of the perianth.
- Anischuria** (*an-is-ku'-re-ah*) [*ἀν* priv.; *ἰσχυρία*, retention of urine]. Enuresis or incontinence of urine.
- Anise** (*an'-is*). See *Anisum*.
- Anisic** (*an'-is-ik*) [*anisum*, anise]. Pertaining or belonging to anise. **A. Acid**. See *Acid*. **A. Aldehyd**. See *Aldehyd*.
- Anisim** (*an'-is-in*) [*anisum*, anise],  $C_{12}H_{24}N_2O_3$ . An artificial crystalline alkaloid, a derivative of anise.
- Anisobryous** (*an-is-ob'-re-us*) [*ἄνισος*, unequal; *βρόν*, growth]. Same as *Monocotyledonous*.
- Anisocoria** (*an-is-o-ko'-re-ah*) [*ἄνισος*, unequal; *κορή*, pupil]. Inequality in the diameter of the pupils.
- Anisodont** (*an-i'-so-dont*) [*ἄνισος*, unequal; *ὀδόντις*, tooth]. In biology, having irregular teeth of unequal length.
- Anisognathous** (*an-is-og'-na-thus*) [*ἄνισος*, unequal; *γνάθος*, jaw]. In biology, having the two jaws unlike as to the molar teeth.
- Anisogynous** (*an-is-og'-in-us*) [*ἄνισος*, unequal; *γυνή*, a female]. In biology, with fewer carpels than sepals.
- Anisol** (*an'-is-ol*) [*anisum*, anise],  $C_7H_8O$ . Methyl phenyl ether, produced by heating phenol with potassium and methyl iodide or potassium methyl sulphate in alcoholic solution. It is an ethereal-smelling liquid, boiling at  $152^\circ$ ; its sp. gr. at  $15^\circ$  is 0.991.
- Anisomelous** (*an-is-om'-el-us*) [*ἄνισος*, unequal; *μέλος*, a limb]. With limbs of unequal length.
- Anisomerous** (*an-is-om'-er-us*) [*ἄνισος*, unequal; *μέρος*, part]. In biology, having the parts or organs unequal in successive series, as parts of the flowers in different whorls, or ridges, or successive molar teeth.
- Anisometropia** (*an-is-o-me-tro'-pe-ah*) [*ἀν* priv.; *ἴσος*, equal; *μέτρον*, a measure; *ὄψ*, the eye]. A difference in the refraction of the two eyes.
- Anisometropic** (*an-is-o-me-tro'-ik*) [*ἀν* priv.; *ἴσος*, equal; *μέτρον*, a measure; *ὄψ*, the eye]. Affected with anisometropia.
- Anisopetalous** (*an-is-o-pet'-al-us*) [*ἄνισος*, unequal; *πέταλον*, leaf]. In biology, with unequal petals.
- Anisophyllous** (*an-is-off'-il-us*) [*ἄνισος*, unequal; *φύλλον*, leaf]. In biology, applied to the leaves of a pair of whorls when they are unequal.
- Anisopia** (*an-is-o'-pe-ah*) [*ἄνισος*, unequal; *ὄψ*, eye]. Inequality of visual power in the two eyes.
- Anisopleural** (*an-is-o-plu'-ral*) [*ἄνισος*, unequal; *πλευρά*, the side]. In biology, bilaterally asymmetric.
- Anisopogonous** (*an-is-o-pog'-o-nus*) [*ἄνισος*, unequal; *πῶγων*, beard]. In biology, applied to feathers the vanes of which are asymmetric.
- Anisopterous** (*an-is-op'-ter-us*) [*ἄνισος*, unequal; *πτερόν*, a wing]. In biology, with asymmetric or unequal wings.
- Anisospore** (*an-i'-so-spōr*) [*ἄνισος*, unequal; *σπόρα*, a spore]. In biology, one of the two varieties of spores produced by colonial species of Radiolarians.
- Anisostemenus** (*an-is-o-stem'-en-us*) [*ἄνισος*, unequal; *στήμων*, a thread]. In biology, applied to plants the stamens of which are not of the same number as the petals.
- Anisosthenic** (*an-is-o-sthen'-ik*) [*ἄνισος*, unequal; *σθένος*, strength]. Not of equal power; used of pairs of muscles, etc.
- Anisostomous** (*an-is-os'-tom-us*) [*ἄνισος*, unequal; *στόμα*, mouth]. With an irregular mouth or orifice.
- Anisotropic** (*an-is-o-tro'-ik*) [*ἄνισος*, unequal; *τρόπος*, turning]. Not possessing the same properties in all directions with respect to light. In biology, varying in irritability in different parts or organs.
- Anisotropous** (*an-is-o'-ro-pus*) [*ἄνισος*, unequal; *τρέπειν*, to turn]. Not isotropous; not having the same refracting power in all directions. A term applied to doubly refracting bodies.
- Anisum** (*an'-is-um*) [L.; *gen.*, *Anisi*]. Anise. The fruit of *Anisum pimpinella*. Its properties are due to a volatile oil. It is slightly stimulant to the heart action. It is useful chiefly to liquefy bronchial secretions, and is therefore a favorite ingredient in cough mixtures. Dose gr. x-xx. **A. Aqua**, oil of anise 1, water 500 parts. Dose indefinite. **A. Essentia** (B. P.). Dose m-x-xx. **A. Oleum**, an ingredient in tinct. opii camph. Dose, m-j-v. **A. Spt.**, a ten per cent. solution of the oil in alcohol. Dose, ʒ i-ij.
- Anisyl** (*an'-is-il*) [*anisum*, anise],  $C_7H_8O_2$ . A hypothetical radicle supposed to be found in anise and its derivatives.
- Antitrogenous** (*ah-ni-tro'-en-us*) [*ἀ* priv.; *nitrum*, niter; *γενής*, producing]. Non-nitrogenous.
- Anixyus** (*ah-niks'-e-us*) [*ἀ* priv.; *ἰς*, the, the loins]. In biology, without hips and thighs.
- Ankle** (*ang'-kl*) [M. E., *ancla*]. The joint between the tibia and fibula above and on the sides, and the astragalus below. It is a ginglymus joint, with three ligaments, the anterior, internal, and external. **A.-bone**, the astragalus. **A. Clonus**, the succession of a number of rhythmic muscular contractions in the calf of the leg, when the limb is extended and the foot flexed suddenly by a pressure upon the sole. It is a symptom of various diseases of the myelon, such as meningo-mylitis. See *Reflexes*, *Table of*. **A.-jerk**. See *A. Clonus*. **A.-joint**. See *Ankle*. In biology, the tarsal joint. **A. Reflex**. See *A. Clonus*.
- Anklet** (*angk'-let*) [M. E., *ancla*]. A leathern band to pass around and support the ankle.
- Ankuroid** (*ang'-ku-roid*). See *Ankyroid*.
- Ankylenteron** (*ang-kil-en'-ter-on*) [*ἄγκυλη*, a coil; *έντερον*, an intestine]. An adhesion between intestinal coils.
- Ankyloblepharon** (*ang-kil-o-blef'-ar-on*) [*ἄγκυλη*, a thong or loop; *βλέφαρον*, the eyelid]. The adhesion of the ciliary edges of the eyelids.

**Ankylocheilia** (*ang-kil-o-ki'-le-ah*) [*ἀγκύλη*, loop; *χείλος*, lip]. Adhesion of the lips.

**Ankylocolpos** (*ang-kil-o-kol'-pos*) [*ἀγκύλη*, a noose; *κόλπος*, the vagina]. Atresia or closure of the vagina or vulva.

**Ankylocore** (*ang-kil-ok'-o-re*) [*ἀγκύλη*, a noose; *κόρη*, the pupil]. Obliteration of the pupil by closure and adhesion.

**Ankylodontia** (*ang-kil-o-don'-she-ah*) [*ἀγκύλη*, a loop; *ὀδόντις*, a tooth]. Irregularity in the position of the teeth.

**Ankyloglossia** (*ang-kil-o-glos'-e-ah*) [*ἀγκύλη*, a noose; *γλῶσσα*, the tongue]. Tongue-tie.

**Ankyloglossotome** (*ang-kil-o-glos'-o-tōm*) [*ἀγκύλη*, a noose; *γλῶσσα*, the tongue; *τόμη*, a cut]. An instrument used in treating tongue-tie.

**Ankylomele** (*ang-kil-o-me'-le*) [*ἀγκυλομήλη*; *ἀγκύλος*, bent; *μήλη*, a probe]. A curved probe.

**Ankylomerism** (*ang-kil-on'-er-izm*) [*ἀγκύλη*, a tie; *μέρος*, a part]. Abnormal adhesion of parts to each other.

**Ankylopodia** (*ang-kil-o-po'-de-ah*) [*ἀγκύλη*, a loop; *πούς*, a foot]. Ankylosis of the ankle-joint.

**Ankyloproctia** (*ang-kil-o-prok'-te-ah*) [*ἀγκύλη*, a loop; *πρωκτός*, the anus]. Atresia of the anus.

**Ankyllorrhinia** (*ang-kil-o-rin'-e-ah*) [*ἀγκύλος*, a loop; *ῥίς*, the nose]. Marked adhesion between the walls of a nostril.

**Ankylose** (*ang-kil-ōs*) [*ἀγκύλος*, bent]. To be, or to become, consolidated or firmly united, as two bones; used commonly of pathologic, but sometimes of normal, union.

**Ankylosis** (*ang-kil-o'-sis*) [*ἀγκύλος*, a stiff joint]. Union of the bones forming a joint, resulting in a stiff joint. **A.**, **False**, or **Spurious**, is due to the rigidity of surrounding parts. **A.**, **True**, or **Bony**, when the connecting material is bone. **A.**, **Ligamentous**, when the medium is fibrous.

**Ankylostoma** (*ang-kil-os'-to-mah*), or **Ankylostomum** (*ang-kil-os'-to-mum*) [*ἀγκύλος*, crooked; *στόμα*, a mouth]. A genus of nematoid worms, one species of which, *A. duodenale*, is found in the human intestine. This is now referred to the genus *Dochmius*. See *Ankylostomiasis*.

**Ankylostomiasis** (*ang-kil-os-to-mi'-as-is*) [*ἀγκύλος*, crooked; *στόμα*, a mouth]. A peculiar anemia produced by the parasite *Ankylostoma duodenale* (*Dochmius duodenalis*. Leuck), sucking the blood from the walls of the duodenum. It is especially prevalent among brickmakers and other workmen in Europe. It is called also *Dochmiasis*, *Brickmakers' Anemia*, *Tunnel Anemia*, *Miners' Cachexia*, *Egyptian Chlorosis*, *Tropical Chlorosis*, etc. Male fern and thymol expel the worm.

**Ankylotia** (*ang-kil-o'-she-ah*) [*ἀγκύλη*, a noose; *ὄς*, ear]. Union of the walls of the meatus auditorius.

**Ankylotome** (*ang-kil'-o-tōm*) [*ἀγκύλη*, a loop; *τόμη*, a cut]. 1. A knife for operating on tongue-tie. 2. Any curved knife.

**Ankyrism** (*ang'-kir-izm*) [*ἀγκίρισμα*, a hooking]. Articulation or suture by one bone hooking upon another.

**Ankyroid** (*ang'-kir-oid*) [*ἄγκυρα*, a hook]. Hook-shaped. **A.** **Cavity**, in the brain, the posterior cornu of the lateral ventricle. **A.** **Process**, the coracoid process.

**Anlage** (*an'-lag-ē*) [Ger., "a laying out"]. In biology, a term adopted from the German to indicate (1) a primary constituent of the germ or organism; (2) a constitutional predisposition.

**Annandale's Operation**. See *Operations*, Table of.

**Annatto** (*an-at'-o*). See *Annatto*.

**Anneal** (*an-ēl'*) [Saxon, *annelan*, to heat]. To heat and cool slowly, as gold or other metals.

**Annealing** (*an-ēl'-ing*) [Saxon, *annelan*, to heat]. The process of applying heat to a metal for the purpose of removing brittleness and increasing its ductility and malleability.

**Annectent** (*an-ek'-tent*) [*ad*, to; *nectere*, to bind]. In biology, linking or binding together.

**Annelism** (*an'-el-izm*) [*annellus*, dim. of *annulus*, a ring]. In biology, possessing a ringed structure.

**Annidalin** (*an'-id'-al-in*). See *Aristol*.

**Annotin** (*an'-o-tin*) [*annotinus*, of last year]. In biology, one year old.

**Annotinous** (*an-ot'-in-us*) [*annotinus*, of last year]. In biology, having distinct yearly growths.

**Annatto** (*an-of'-ō*) [native American]. Annatto, annatto. A coloring matter obtained from the pellicles of the seeds of *Bixa orellana*. L. Used to color plasters. Also employed as an artificial color for butter. See *Pigments*, *Conspectus of*.

**Annual** (*an'-u-al*) [*annus*, a year]. Yearly. In biology, plants that mature and die in one year.

**Annuens** (*an'-u-enz*) [*annuere*, to nod]. The rectus capitis anticus minor muscle. See *Muscles*, Table of.

**Annuent** (*an'-u-ent*) [*annuere*, to nod]. Serving to bend the head forward; as annuent muscles.

**Annular** (*an'-u-lar*) [*annulus*, a ring]. Ring-like. A number of ligaments of the joints are called annular, as those of the ankle, wrist, etc. **A.** **Cartilage**, the cricoid cartilage. **A.** **Finger**, the ring finger. **A.** **Muscle of Müller**, the circular fibers of the ciliary muscle. **A.** **Process**, or **Protuberance**, the pons varolii. **A.** **Reflex** (of macula), a ring-like reflection sometimes seen with the ophthalmoscope surrounding the macula.

**Annulism** (*an'-u-lizm*) [*annulus*, a ring]. The state or quality of being ringed, as shown in certain worms.

**Annulose** (*an'-u-lōs*) [*annulus*, a ring]. In biology, possessing rings.

**Annulus** (*an'-u-lus*) [*annulus*, a ring]. A ring-shaped or circular opening. A circular or rounded margin. In biology, an encircling band, as those about the capsules of mosses; the spore-cases of ferns, the mantle. Cf. *Molluscs*, etc. **A.** **abdominalis**, the external and internal abdominal rings. **A.** **abdominis**, the inguinal ring. **A.** **ciliaris**, the boundary between the iris and choroid. **A.** **fibrosus**, the external part of the intervertebral discs. **A.** **membrani tympani**, an incomplete bony ring that forms the fetal auditory process of the temporal bone. **A.** **osseus**, the tympanic plate. **A.** **ovalis**, the rounded or oval margin of the *Foramen ovale*. **A.** **subgenitalis**, a firm, cartilaginous-like, subgenital ring, the supporting plate of the subumbrella in medusæ. **A.** **tracheæ**, any tracheal ring. **A.** **umbilicus**, the umbilical ring. **A.** of *Vieussens*. Same as *A. ovalis*.

**Anocarpous** (*an-o-kar'-pus*) [*ἀνω*, upward; *καρπός*, fruit]. In biology, bearing fruit on the upper side of the frond.

**Anocathartic** (*an-o-kath-ar'-tik*) [*ἀνω*, upward; *καθαρτικός*, purging]. Emetic.

**Ano-coccygeal** (*a-no-kok-sij'-e-al*) [*anus*, the fundament; *κόκκυξ*, the coccyx]. Pertaining to the anus and the coccyx. **A.** **Ligament**, connects the tip of the coccyx with the external sphincter ani muscle.

**Anodal** (*an'-o-dal*) [*ἀνά*, up; *ὁδός*, a way]. Relating to an anode; electrically positive. **A.** **Diffusion**. Same as *Cataphoresis*. **A.** **Opening Contraction**. See *Contraction*.

**Anode** (*an'-ōd*) [*ἀνά*, up; *ὁδός*, a way]. The positive pole of a galvanic battery.

**Anodic** (*an-od'-ik*) [*ἀνά*, upward; *ὁδός*, way]. In biology, applied to the upper edges of leaves arranged in ascending spirals.



**Anodontia** (*an-o-don'-she-ah*) [*án* priv.; *ὀδούς*, tooth]. Absence of the teeth.

**Anodyne** (*an'-o-din*) [*án* priv.; *ὀδύνη*, pain]. A medicine that gives relief from pain. From their tendency to produce sleep they are called *hypnotics*. **A.**, Hoffmann's. See *Ether*.

**Anodynia** (*an-o-din'-e-ah*) [*án* priv.; *ὀδύνη*, pain]. Absence of pain.

**Anœa** (*an-e'-ah*). See *Anoia*.

**Anoesia** (*an-o-e'-se-ah*) [*ánōsis*, a want of sense]. Want of understanding.

**Anogenic** (*an-o-jen'-ik*) [*áná*, upward; *γενής*, produced]. In biology, of ascending or inward growth.

**Anoia** (*an-oi'-ah*) [*ánōia*, idiocy]. Synonym of *Idiocy*.

**Anol** (*an'-ol*) [see *Anethol*],  $C_9H_{10}O$ . A substance obtained from anethol by heating it with caustic alkali to 200–230°. It consists of brilliant leaflets, melting at 92°.

**Anomaliflorous** (*an-om-al-if-lo'-rus*) [*anomalus*, irregular; *flos*, flower]. In biology, bearing irregular flowers.

**Anomaliped** (*an-om'-al-ip-ed*) [*anomalus*, irregular; *pes*, foot]. In biology, characterized by having one of the phalanges of the middle toe joined to the inner toe, and three to the outer toe, as in syndactylous birds, the kingfisher, etc.

**Anomalocephalous** (*an-om-al-o-sef'-al-us*) [*ánwmalos*, strange; *κεφαλή*, the head]. Having a deformed head.

**Anomalocephalus** (*an-om-al-o-sef'-al-us*) [*ánwmalos*, strange; *κεφαλή*, the head]. One who has a deformed head.

**Anomalognatous** (*an-om-al-o-gon'-at-us*) [*ánwmalos*, strange; *γονάτιον*, hip-joint]. In biology, said of birds (*Passeres*) having no ambiens muscle.

**Anomalous** (*an-om'-al-us*) [*ánwmalos*, not ordinary]. Irregular; characterized by deviation from the common or normal order.

**Anomalus** (*an-om'-al-us*) [*ánwmalos*, not ordinary]. A muscle or muscular slip sometimes occurring beneath the levator labii superioris aëque nasi.

**Anomaly** (*an-om'-al-e*) [*ánwmalía*, irregularity]. A marked deviation from the normal or typical structure or occurrence.

**Anomobranchiate** (*an-o-mo-brang'-ke-āt*) [*ánwmos*, irregular; *βράγχια*, gills]. In biology, characterized by having anomalous gills.

**Anomo-carpous** (*an-o-mo-kar'-pus*) [*ánwmos*, irregular; *καρπός*, fruit]. In biology, producing anomalous or irregular fruits.

**Anomocephalus** (*an-o-mo-sef'-al-us*) [*á* priv.; *νόμος*, law; *κεφαλή*, head]. See *Anomalocephalus*.

**Anomophyllous** (*an-o-mof'-il-us*) [*á* priv.; *νόμος*, a law; *φύλλον*, a leaf]. In biology, with irregularly-arranged leaves.

**Anomphalous** (*an-oni'-fal-us*) [*án* priv.; *ὀμφαλός*, navel]. Having no navel, a condition that may result from disease or from a surgical operation.

**Anomural** (*an-o-mu'-ral*) [*ánwmos*, irregular; *οὐρά*, tail]. In biology, characterized by having a small, irregular tail.

**Anonychia** (*an-o-nik'-e-ah*) [*án* priv.; *ὄνυξ*, nail]. Absence or defect of the nails.

**Anonym** (*an'-o-nim*) [*ánwnnimos*, nameless]. In biology, an insignificant or unscientifically formed name.

**Anonyma** (*an-on'-im-ah*) [*án* priv.; *ὄνυμα*, name]. The innominate artery.

**Anonymous** (*an-on'-im-us*) [*án* priv.; *ὄνυμα*, a name]. Nameless. **A. Bone**. See *Innominate*.

**Anoöpsia** (*an-o-op'-se-ah*) [*ánw*, upward; *ὄψις*, vision]. Strabismus in which the eye is turned upward.

**Anophthalma** (*an-off-thal'-mah*). See *Anophthalmia*.

**Anophthalmia** (*an-off-thal'-me-ah*) [*án* priv.; *ὀφθαλμός*, eye]. Congenital absence of the eyes. **A. cyclopica**, a congenital malformation in which the eye-socket is very ill-developed and the orbit rudimentary or altogether absent.

**Anophthalmos** (*an-off-thal'-mus*) [*án* priv.; *ὀφθαλμός*, eye]. 1. Congenital absence of the eyes. 2. A person born without eyes.

**Anopia** (*an-o'-pe-ah*) [*án* priv.; *ὄψις*, the eye]. Absence or rudimentary development of the eye.

**Anopluriform** (*an-o-plu'-rif-orm*) [*ánōplōs*, unarmed; *οὐρά*, tail; *forma*, form]. Resembling or related to a louse.

**Anopsia** (*an-op'-se-ah*) [*án* priv.; *ὄψις*, vision]. See *Amblyopia*.

**Anopsy** (*an'-op-se*). Same as *Anopsia*.

**Anopylus** (*an-o-pi'-lus*) [*ánw*, forward; *πύλη*, a gate]. Lissauer's term for a skull in which there is a strong forward inclination of the foramen magnum.

**Anorchia** (*an-or'-ke-ah*). See *Anorchism*.

**Anorchism** (*an'-or-kizm*) [*án* priv.; *ὄρχις*, the testicle]. Absence of the testicles.

**Anorchous** (*an-or'-kus*) [*án* priv.; *ὄρχις*, the testicle]. Without testicles.

**Anorchus** (*an-or'-kus*) [*á* priv.; *ὄρχις*, the testicle]. A person in whom the testicles are absent or not descended.

**Anorectic, Anorectous** (*an-o-rek'-tik*, *an-o-rek'-tus*) [*án* priv.; *ὄρεξις*, appetite]. Without an appetite.

**Anorexia** (*an-o-rek'-se-ah*) [*án* priv.; *ὄρεξις*, appetite]. Absence or diminution of appetite, occurring in gastric diseases, fevers, and many chronic affections. **A.**, **Hysteric**. See *Apepsia*, *Hysteric*. **A. nervosa**, an hysterical affection occurring chiefly in young neurotic females. It is characterized by extreme emaciation and a great aversion to food.

**Anorganic** (*an-or-gan'-ik*) [*á* priv.; *ὄργανον*, an organ]. Not containing organs, as the epidermis.

**Anorhin** (*an'-or-in*) [*ánw*, upward; *ῥίς*, the nose]. A term applied by Lissauer to skulls in which the subnasal point lies above the *radius fixus* taken as a horizontal.

**Anorophos** (*an-o'-ro-fos*) [*á* priv.; *ὀροφος*, a roof]. Not having the skull-cap.

**Anorthopia** (*an-or-tho'-pe-ah*) [*án* priv.; *ὀρθός*, straight; *ὄψις*, vision]. 1. A defect in vision in which straight lines do not seem straight, and parallelism or symmetry is not properly perceived. 2. Squinting; obliquity of vision.

**Anorthosis** (*an-or-tho'-sis*) [*án* priv.; *ὀρθωσις*, a making straight]. Absence or defect of erectility.

**Anosia** (*an-o'-se-ah*) [*á* priv.; *νόσος*, disease]. Without disease; normal health.

**Anosmia** (*an-oz'-me-ah*) [*án* priv.; *ὀσμή*, smell]. Partial or complete loss of the sense of smell, due either to local disease or disease of the olfactory nerves or bulb. It is associated with impairment or loss of the sense of taste.

**Anosphrasia** (*an-os-fra'-ze-ah*) [*án* priv.; *ὀσφρασία*, smell]. Defect or absence of the sense of smell.

**Anosphresia** (*an-os-fre'-se-ah*). See *Anosphresis*.

**Anosphresis** (*an-os-fre'-sis*) [*án* priv.; *ὀσφρησις*, odor]. Same as *Anosphrasia*.

**Anosphresy** (*an-os'-fre-se*). See *Anosphresia*.

**Anospinal** (*a-no-spi'-nal*) [*anus*, the fundament; *spina*, the backbone]. Relating to the anus and the spinal cord. **A. Center** is situated in the lumbar portion of the spinal cord; it controls the anal sphincters.

**Anostomus** (*an-o-sto'-mus*) [*ánw*, upward; *στόμα*, mouth]. Lissauer's term for a skull in which the alveolar point is elevated above the *radius fixus*, the latter being horizontal.

**Anostosis** (*an-os-to'-sis*) [*ἀν* priv.; *ὀστέον*, bone]. Defective development of bone.

**Anotus** (*an-o'-tus*) [*ἀν* priv.; *ὄτις*, the ear]. An earless monstrosity.

**Anovesical** (*a-no-ves'-ik-al*) [*anus*, the fundament; *vesica*, the bladder]. Pertaining conjointly to the anus and urinary bladder.

**Anoxymia** (*an-oks-e'-me-ah*) [*ἀν* priv.; *oxygen*; *αἷμα*, blood]. An abnormal condition due to the breathing of an insufficient amount of oxygen; mountain sickness; balloon sickness.

**Ansa** (*an'-sah*) [L., a "handle;" *pl.*, *Ansa*]. A loop or curved structure suggesting by its form the handle of a vessel; a loop in a nerve, intestine, or vessel, or in a surgeon's thread. **A. capitis**, the zygomatic arch. **A., Haller's**, the loop formed by the nerve joining the facial and glosso-pharyngeal nerves. **A., Henle's**. See *Henle's Loop*. **A. hypoglossi**, a loop formed at the middle of the neck by the junction of the descendens noni nerve with branches of the second and third cervical nerves. **A. of Reil**, the name given to that portion of the brain just ventrad of the thalamus. **A. sacralis**, a loop joining the ganglion impar (G. Walteri) with the sympathetic trunks of the two sides. **A. of Vieussens**, a loop extending from the third cervical ganglion and surrounding the subclavian artery. **A. of Wrisberg**, the nerve joining the right great splanchnic and right pneumogastric nerves.

**Anserine** (*an'-ser-in*) [*anserinus*; *anser*, a goose]. Resembling a goose. **A. Disease**, an emaciation of the hands, rendering the tendons unduly prominent, and suggesting the appearance of a goose's foot. **A. Skin**. See *Cutis anserina*.

**Ansie's Test**. See *Tests, Table of*.

**Ansulate** (*an'-su-lāt*) [*ansula*, a little handle]. The coiled and bent-over extremity of a stem or tendril.

**Ant-, Anti-** (*ant-* or *an'-te*) [*ἀντί*, against]. Prefixes to compound words signifying opposed to, against, counteracting, etc.

**Antacid** (*ant-as'-id*) [*anti*, against; *acidus*, acid]. A substance counteracting or neutralizing acidity; an alkali.

**Antacid** (*ant-ak'-rid*) [*anti*, against; *acer*, sharp]. Correcting acidity in the secretions. **A. Tincture**. See *Guaiaic Mixture, Fenner's*.

**Antadiform** (*ant-ad'-if-orm*) [*anti*, opposite; *ad*, toward; *forma*, form]. In biology, having the dorsal and ventral contours inversely similar, as in certain fishes.

**Antagonism** (*an-tag'-o-nizm*) [*ἀνταγωνισμός*, to struggle against]. Opposed activity, as of two sets of muscles or of two remedial agents.

**Antagonist** (*an-tag'-o-nist*) [*ἀνταγωνιστής*, counteracting]. A term applied to a drug that neutralizes the therapeutic effects of another. In anatomy, a muscle that acts in opposition to another. Applied also to diseases that seem to exclude each other. See *Drug. A., Associated*, a name given to that muscle of a healthy eye that turns the globe in the same direction as the affected muscle of the opposite eye would, if normal, turn the eye to which it belongs.

**Antagonistic** (*an-tag'-o-nis'-tik*) [*ἀνταγωνιστής*, counteracting]. Opposing. **A. Drugs, Table of**. See *Drug*.

**Antalgic** (*ant-al'-jik*) [*ἀντί*, against; *ἄλγος*, pain]. 1. Relieving pain. 2. A remedy relieving pain.

**Antalkaline** (*ant-al'-kal-in* or *-en*). An agent neutralizing alkalies, as acids.

**Antambulacral** (*ant-am-bu-lā'-kral*) [*ἀντί*, against; *ambulacrum*, a walk]. In biology, located opposite or away from the ambulacra.

**Antaphrodisiac** (*ant-af-ro-diz'-e-ak*) [*ἀντί*, against; *ἀφροδίσια*, sexual desire]. 1. Lessening the venereal desires. 2. An agent that lessens the venereal impulse; an aphrodisiac.

**Antapoplectic** (*ant-ap-o-plek'-tik*) [*ἀντί*, against; *ἀποπληξία*, apoplexy]. Efficient in preventing or treating apoplexy.

**Antarthritic** (*ant-ar-thrit'-ik*) [*ἀντί*, against; *ἄρθριτικός*, gouty]. 1. Relieving the gout. 2. A medicine for the relief of gout.

**Antasthenic** (*ant-as-then'-ik*) [*ἀντί*, against; *ἀσθένεια*, weakness]. Tending to correct debility and restore the strength.

**Antasthmatic** (*ant-az-mat'-ik*) [*ἀντί*, against; *ἄσθμα*, short breath]. 1. Relieving the asthma. 2. A medicine serving for the relief of asthma.

**Antatrophic** (*ant-at-rof'-ik*) [*ἀντί*, against; *ἀτροφία*, wasting]. 1. Preventing atrophy. 2. A drug that will prevent wasting or atrophy.

**Antebrachium** (*an-te-bra'-ke-um*) [*ante*, before; *brachium*, the arm]. The forearm.

**Antechamber** (*an'-te-chām-ber*) [*ante*, before; ME., *chamber*, a room]. In biology, the space between the guard-cells of a stoma.

**Antecoxal** (*an-te-koks'-al*) [*ante*, before; *coxa*, the hip joint]. In biology, located anterior to a coxa.

**Antecurvature** (*an-te-ker'-vat-chūr*) [*ante*, forward; *curvatus*, bent]. A forward curvature.

**Antedisplacement** (*an-te-dis-plās'-ment*) [*ante*, forward; O. F., *desplacer*, to put out of place]. Forward displacement of a part or organ.

**Antedonin** (*an-te-don'-in*) [*Antedon*, a crinoid, from *ἀνθηδών*, the Greek medlar]. A pigment obtained from *Comatula rosacea*, a crinoid echinoderm.

**Anteflexion** (*an-te-flek'-shun*) [*ante*, before; *flectere*, to bend]. A bending forward. **A. of Uterus**, a condition in which the fundus sinks between the cervix and the neck of the bladder.

**Antefurca** (*an-te-fer'-kah*) [*ante*, before; *furca*, a fork]. In biology, a Y-shaped chitinous prop affixed to the under surface of the thorax of insects and projecting into the thoracic cavity. Cf. *Medifurca* and *Postfurca*.

**Antegrade** (*an'-te-grād*) [*antegredi*, to precede]. Anabolic; not retrograde or catabolic.

**Antehelix** (*an-te-he'-liks*). See *Anthelix*.

**Antelocation** (*an-te-lo-ka'-shun*) [*ante*, before; *locus*, a place]. The forward displacement of an organ or viscus.

**Antembasis** (*ant-em'-bas-is*) [*ἀντέμβασις*, interlocking]. The setting or locking of bones.

**Antemetec** (*ant-e-met'-ik*). See *Antiemetic*.

**Ante mortem** (*an'-te mor'-tem*) [L.]. Before death.

**Antenarial** (*an-te-na'-re-al*) [*ante*, before; *nares*, the nostrils]. Situated in front of the nostrils.

**Antenna** (*an-ten'-ah*) [*ἀντέτειναι*, to stretch out]. In biology, one of the paired, articulated, sensory appendages of the head of an arthropod. One of a pair of long additions to the male flower in certain orchids.

**Antennaria** (*an-ten-a'-re-ah*). See *Everlasting*.

**Anteocular** (*an-te-ok'-u-lar*) [*ante*, before; *oculus*, the eye]. In biology, situated in advance of the eyes.

**Anteoperculum** (*an-te-o-per'-ku-lum*) [*ante*, before; *operculum*, a lid]. In biology, the *Preoperculum*, *v.v.*

**Anteorbital** (*an-te-or'-bit-al*) [*ante*, before; *orbita*, the track of a wheel]. In comparative anatomy, placed in advance of the eyes.

**Ante partum** (*an'-te par'-tum*) [L.]. Before delivery.

**Antepectoral** (*an-te-pek'-tor-al*) [*ante*, before; *pectus*, the breast]. Placed in front of the chest.

**Antepectus** (*an-te-pek'-tus*) [*ante*, before; *pectus*, the breast]. In biology, the sternal region of the prothorax.



**Antephalitic** (*ant-ef-e-ál'-tik*) [*ἀντί*, against; *ἐφιάλης*, nightmare]. Preventive of nightmare.

**Antepileptic** (*ant-ep-il-ep'-tik*) [*ἀντί*, against; *ἐπιληψία*, epilepsy]. Relieving epilepsy.

**Anteprostatic** (*an-te-pros-tat'-ik*) [*ante*, before; *προστάτης*, one who stands before]. Situated before the prostate. **A. Glands**, certain small accessory glands sometimes found between Cowper's gland and the prostate.

**Anterethic** (*an-ter-eth'-ik*) [*ἀντί*, against; *ἐρεθισμός*, irritation]. Soothing; allaying irritation.

**Anterior** (*an-te'-re-or*) [*anterior*, forward]. Situated ventrad or hemad of a corresponding organ, the latter being designated as *posterior* (or *posterior*). **A. Poliomyelitis**, inflammation in the anterior horns of the spinal cord, giving rise to a characteristic paralysis; common in children. **A. Rotation**, the forward turning of the presenting part in labor.

**Antero-** (*an'-te-ro-*) [*anterior*, before]. A prefix signifying position in front.

**Anterograde** (*an-te-ro-grád'*) [*anterior*, before; *gredi*, to go]. Proceeding from before; moving back.

**Antero-inferior** (*an'-te-ro-in-fe'-re-or*) [*anterior*, forward; *inferior*, lower]. Situated in front and below.

**Antero-lateral** (*an'-te-ro-lat'-er-al*) [*anterior*, before; *latus*, a side]. In front and to or on one side; from the front to one side.

**Antero-parietal** (*an'-te-ro-par-i'-et-al*) [*anterior*, before; *paries*, a wall]. Anterior and also parietal. **A. Area**, the anterior part of the parietal area of the cranium. **A. Gyrus**, or **Convolution**, the ascending frontal convolution of the brain.

**Antero-posterior** (*an'-te-ro-pos-te'-re-or*) [*anterior*, forward; *posterior*, backward]. From before backward. **A. Plane**. See *Median plane*.

**Antero-superior** (*an'-te-ro-su-pe'-re-or*) [*anterior*, forward; *superior*, upper]. In front and above.

**Anterotic** (*ant-e-rot'-ik*) [*ἀντί*, against; *ἐρωτικός*, pertaining to love]. Anaphrodisiac.

**Ante-uterine** (*an-te-u'-ter-in*) [*ante*, before; *uterus*, the womb]. In front of the womb.

**Anteversion** (*an-te-ver'-shun*) [*ante*, before; *vertere*, to turn]. A turning forward. **A. of Uterus**, the fundus is bent toward the symphysis pubis, the cervix toward the sacrum.

**Anthela** (*an'-the-lah*) [*ἀνθήλη*, the downy plume of the reed]. In biology, an open paniculate cyme.

**Anthelicine** (*an-thel'-is-in*) [*ἀνθελίς*, the inner curvature of the ear]. Pertaining to the anthelix.

**Anthelix** (*an'-he-likes* or *an'-the-likes*) [*ἀνθελίς*, the inner curvature of the ear]. The ridge surrounding the concha of the external ear posteriorly.

**Anthelmintic** (*an-thel-min'-tik*) [*ἀντί*, against; *ἐλμινς*, a worm]. 1. Efficacious against worms. 2. A vermicide. An agent either killing or rendering powerless intestinal parasites; a *vermifuge* expels worms.

**Anthemis** (*an'-them-is*) [*ἀνθεμία*, a flower]. Camomile. The flower-heads of *A. nobilis*, with properties due to a volatile oil, a camphor, and a bitter principle. Useful in coughs and spasmodic infantile complaints. An excellent stomachic tonic. Infusion of  $\frac{3}{4}$  iv to Oj, given in doses of  $\frac{3}{4}$  j-ij. No official preparations.

**A.**, Extract (B. P.), dose gr. ij-x. **A.**, Infus. (B. P.), dose  $\frac{3}{4}$  j-iv. **A. Ol.**, the volatile oil of camomile. Dose m-j-x, in sugar.

**Anthemoptytic** (*ant-hem-op'-te-ik*) [*ἀντί*, against; *αἷμα*, blood; *πίσις*, a spitting]. Checking pulmonary hemorrhage.

**Anthemorrhagic** (*ant-hem-or-aj'-ik*) [*ἀντί*, against; *αἷμα*, blood; *παύω*, a bursting]. Checking or tending to prevent hemorrhage.

**Anther** (*an'-ther*) [*ἀνθήρας*, in full bloom]. In biology,

the male sexual organ in plants; the summit and essential part of the stamen. It contains the pollen or fecundating substance of the flower.

**Antheridia** (*an-ther-id'-e-ah*). Plural of *Antheridium*, q. v.

**Antheridium** (*an-ther-id'-e-um*) [*anthera*, anther; Gr. dim., *ιδίον*]. The male or fertilizing organ of higher cryptogams; the organ that produces antherozoids.

**Antherozoid** (*an'-ther-o-zo-id*) [*anthera*, anther; *ζοῖδης*, zooid]. In biology, one of the motile fertilizing bodies of higher cryptogams, analogous to the spermatozoid of animals. The male reproductive cell of cryptogams.

**Anthesis** (*an-thel'-sis*) [*ἀνθesis*, the full bloom of a flower]. The act of flowering; florescence.

**Anthocarpous** (*an-tho-kar'-pus*) [*ἄνθος*, flower; *καρπός*, fruit]. In biology, applied to collective or accessory fruits characterized by thickened floral envelopes.

**Anthoclinium** (*an-tho-kin'-e-um*) [*ἄνθος*, flower; *κλίνη*, a bed]. See *Clinanthium*.

**Anthocyanin** (*an-tho-si'-an-in*) [*ἄνθος*, flower; *κύανος*, blue]. The soluble pigment of blue flowers.

**Anthodium** (*an-tho'-de-um*) [*ἄνθος*, a flower; *εἶδος*, form]. In biology, the so-called "flower" of the *Compositae*, really a capitulum or head of flowers.

**Anthogenesis** (*an-tho-jen'-es-is*) [*ἄνθος*, a flower; *γένεσις*, production]. In biology, a phase of alternation of generations exhibited by certain hemipterous insects, plant lice, etc.

**Antholeucin** (*an-tho-lu'-sin*) [*ἄνθος*, a flower; *λευκός*, white]. The soluble pigment of white flowers.

**Antholysis** (*an-thol'-is-is*) [*ἄνθος*, a flower; *λίσις*, a breaking up]. In biology, that retrograde metamorphosis in which the normal character or location of the parts of a flower is altered.

**Anthony's Fire**, St. A popular name for *Erysipelas*.

**Anthophilous** (*an-thoff'-il-us*) [*ἄνθος*, a flower; *φίλος*, loving]. In biology, fond of flowers, as a bee.

**Anthophore** (*an-tho-för*) [*ἄνθος*, a flower; *φέρειν*, to bear]. In biology, the stalk that bears the corolla, stamens, and pistil in certain flowers, formed by the elongation of the internode between the calyx and corolla.

**Anthotaxis** (*an-tho-taks'-is*) [*ἄνθος*, a flower; *τάξις*, order]. The arrangement of flowers in flower-clusters.

**Anthoxanthin**, **Anthoxanthine** (*an-tho-zan'-thin*) [*ἄνθος*, flower; *ξανθός*, yellow]. In biology, the yellowish pigments of fruits and flowers.

**Anthozoöid** (*an-tho-zo'-oid*) [*ἄνθος*, a flower; *ζῶον*, an animal; *εἶδος*, likeness]. A single zoöid of the flower-like animals, *Actinozoa*; e. g., a coral polyp.

**Anthracemia** (*an-thras-e'-me-ah*) [*ἄνθραξ*, a coal; *αἷμα*, blood]. Wool-sorter's disease; splenic fever of animals; the presence in the blood of *Bacillus anthracis*, the microbe of true anthrax or malignant pustule.

**Anthracene** (*an'-thra-sen*) [*ἄνθραξ*, a coal], C<sub>14</sub>H<sub>10</sub>. A hydrocarbon formed from many carbon compounds when they are exposed to a high heat; also from coal-tar. It crystallizes in colorless, monoclinic tables, showing a beautiful blue fluorescence; dissolves with difficulty in alcohol and ether, but easily in hot benzene; melts at 213°. It is the base from which artificial alizarin is prepared. **A. Colors**. See *Pigments*, *Conspectus of*.

**A. Oil**, the fraction of coal-tar distilling from 270° C. and over. It consists of that portion of the tar that is made up of bodies possessing the highest boiling points, and is distinguished from the heavy oil fraction by a separation, on cooling, of solid matters. In it has been found naphthalene, methyl-naphthalene, anthracene, phenanthrene, methyl-anthracene, pyrene, carbazol, etc.

**Anthracia** (*an-thra'-se-ah*) [ἀνθραξ, a coal]. A name for diseases characterized by the formation of carbuncles. **A. pestis**, the plague. **A. rubula**. Synonym of *Frambesia*.

**Anthractic** (*an-thras'-ik*) [ἀνθραξ, a coal]. Pertaining to or of the nature of anthrax.

**Anthracite** (*an'-thras-it*) [ἀνθραξ, a coal]. A variety of mineral coal containing but little hydrogen, and therefore burning almost without flame.

**Anthracnosis** (*an-thrak-no'-sis*) [ἀνθραξ, a coal; νόσος, disease]. Black rot, a fungus disease of vines, caused by the *Phoma uvicola*, or *Sphaceloma ampelium*.

**Anthracid** (*an'-thrak-oid*) [ἀνθραξ, coal; εἶδος, form]. Resembling anthrax.

**Anthracometer** (*an-thrak-om'-et-er*) [ἀνθραξ, coal; μέτρον, a measure]. An instrument for estimating the amount of carbon dioxid in the air.

**Anthracometry** (*an-thrak-om'-et-re*) [ἀνθραξ, carbon; μέτρον, a measure]. The determination of the amount of carbon dioxid in air.

**Anthraconecrosis** (*an-thrak-o-ne-kro'-sis*) [ἀνθραξ, coal; νέκρωσις, death]. The necrotic transformation of a tissue into a black mass, as in dry gangrene.

**Anthracosis** (*an-thrak-o'-sis*) [ἀνθραξ, carbon; νόσος, disease]. A chronic interstitial pneumonitis with pigmentation of the lung, in coal-miners.

**Anthracotypus** (*an-thrak-o-ti'-fus*) [ἀνθραξ, a coal; τύφος, smoke, stupor]. Synonym of the *Plague*.

**Anthrakokali** (*an-thrak-o'-kal-e*) [ἀνθραξ, coal; Ἀρ., kali, soda ash]. An alkaline powder made by heating powdered mineral coal with a strong solution of caustic potash, with or without sulphur. It is used internally and externally in skin diseases, rheumatism, etc. Unof.

**Anthranilic Acid** (*an-thran-il'-ik*). See *Acid*.

**Anthranol** (*an'-thran-ol*) [ἀνθραξ, coal; oleum, oil],  $C_4H_4O$ . A body isomeric with anthrol. It is produced by the careful reduction of anthraquinone with tin and acetic acid. It crystallizes from alcohol in shining needles, melting with decomposition at  $165^\circ$ .

**Anthraquinone** (*an-thra-kwin-on'*) [ἀνθραξ, coal; Sp., quina, bark],  $C_{14}H_8O_2$ . Produced by oxidizing anthracene with  $HNO_3$ . It sublimes in yellow needles, melting at  $277^\circ$ , soluble in hot benzene and  $HNO_3$ .

**Anthrarobin** (*an-thra-ro'-bin*) [ἀνθραξ, coal; *aroba*, E. Ind. name for the bark of a leguminous tree]. A derivative of alizarin, similar to chrysarobin. A yellowish-white powder, insoluble in water, but soluble in alcohol and dilute alkaline solutions. Useful in psoriasis. Unof.

**Anthrax** (*an'-thraks*) [ἀνθραξ, a coal or carbuncle]. 1. A carbuncle; a painful, dark-colored tumor of the cellular tissue, ending in mortification of the part and the discharge of a fetid, bloody pus. The *benignanthrax* has no fatal consequences. 2. The true or *malignant anthrax*, called also *malignant pustule*, is caused by the infection from animals suffering from splenic apoplexy, and is due to a specific bacillus, which, from a single center, may extend over the body and invade the intestinal tract, producing in this way, or by direct infection of diseased meat, the *intestinal type* of the disease. See *Bacillus (anthrax)*. 3. The disease called black-leg, or quarter-evil (of sheep, cattle, etc.), is associated with what is called *symptomatic anthrax*. It is due to the microorganism called *Bacillus chauvæi*, (Arloing, Cornevin and Thomas). **A. Fever**. Synonym of *Anthrax*. **A., Internal**. See *Pustula maligna*. **A., Symptomatic**. See *Black-leg*.

**Anthrol** (*an'-throl*) [ἀνθραξ, a coal],  $C_{14}H_{10}O$ . A body obtained from anthracene-sulphonic acid. It crystallizes in leaflets, dissolving with a yellow color in the alkalies, and in  $H_2SO_4$  with a blue color when heated.

**Anthrophobia** (*an-thro-fo'-be-ah*). See *Anthropophobia*.

**Anthropiatrics** (*an-thro-pe-at'-riks*) [ἀνθρωπος, man; ἱατρική, the art of medicine]. Ordinary human (non-veterinary) medicine.

**Anthropobiology** (*an-thro-po-bi-ol'-o-je*) [ἀνθρωπος, man; βίος, life; λόγος, word]. The science of the life-history of man.

**Anthropocholic Acid** (*an-thro-po-kol'-ik*). See *Acid*.

**Anthropogenesis** (*an-thro-po-jen'-es-is*) [ἀνθρωπος, man; γένεσις, generation]. The development of man, as a race (*phylogenesis*) and as an individual (*ontogenesis*).

**Anthropogenous** (*an-thro-poj'-en-us*) [ἀνθρωπος, man; γεννάω, to produce]. Pertaining to *Anthropogenesis*.

**Anthropogeny** (*an-thro-poj'-en-e*) [ἀνθρωπος, man; γεννάω, to produce]. The study or science of the descent of man.

**Anthropoglot** (*an'-thro-po-glot*) [ἀνθρωπος, man; γλῶσσα, the tongue]. Human-tongued, as a parrot.

**Anthropography** (*an-thro-pog'-ra-fe*) [ἀνθρωπος, man; γράφω, to write]. A treatise upon the human structure or organism.

**Anthropoid** (*an'-thro-poid*) [ἀνθρωπος, a man; εἶδος, form]. Man-like, as an ape, or as all primates above the lemuroids.

**Anthropology** (*an-thro-pol'-o-je*) [ἀνθρωπος, man; λόγος, discourse]. The science of the nature, physical and psychological, of man and of mankind.

**Anthropometalism** (*an-thro-po-met'-al-izm*) [ἀνθρωπος, man; M. E., metal]. Hypnotism or the like condition, induced by looking at a metallic disc.

**Anthropometer** (*an-thro-pom'-et-er*) [ἀνθρωπος, man; μέτρον, a measure]. An instrument used in anthropometry.

**Anthropometry** (*an-thro-pom'-et-re*) [ἀνθρωπος, man; μέτρον, a measure]. The determination of the measurement, weight, strength, and proportions of the human body.

**Anthropomorphic** (*an-thro-po-mor'-fik*) [ἀνθρωπος, man; μορφή, form]. Man-like.

**Anthroponosography** (*an-thro-po-nosog'-ra-fe*) [ἀνθρωπος, man; νόσος, sickness; γράφω, to write]. A description of the diseases of mankind.

**Anthrophagy** (*an-thro-poff'-a-je*) [ἀνθρωπος, man; φάγειν, to devour]. 1. Cannibalism. 2. Sexual perversion leading to rape, mutilation, and cannibalism.

**Anthrophobia** (*an-thro-fo'-be-ah*) [ἀνθρωπος, man; φόβος, fear]. A symptom of mental disease consisting in fear of society.

**Anthropophysiography** (*an-thro-po-fiz-e-og'-ra-fe*) [ἀνθρωπος, man; φύσις, nature; γράφω, to write]. The science or description of the natural characters of the human species.

**Anthroposomatology** (*an-thro-po-so-mat-ol'-o-je*) [ἀνθρωπος, man; σῶμα, body; λόγος, science]. The sum of what is known regarding the human body.

**Anthropotomy** (*an-thro-pot'-o-me*) [ἀνθρωπος, man; τομή, section]. Human anatomy, or dissection of the human body.

**Anthropotoxin** (*an-thro-po'-toks-in*) [ἀνθρωπος, man; τοξικόν, poison]. The toxic substance excreted by the lungs of human beings.

**Anthropurgic** (*an-thro-per'-jik*) [ἀνθρωπος, man; ἔργον, work]. Acted upon or influenced by man.

**Anthydropic** (*ant-hi-drop'-ik*) [ἀντί, against; ἵδωρ, water]. Effective against dropsy.

**Anthypnotic** (*ant-hip-not'-ik*) [ἀντί, against; ὕπνος, sleep]. 1. Preventive of sleep. 2. An agent that tends to induce wakefulness.

**Anthyponchondriac** (*ant-hip-o-kon'-dre-ak*) [ἀντί, against; ὑποχονδριακός, affected in the hypochondrium]. Efficient in overcoming hypochondriasis.



**Anthyseric** (*ant-his-ter'-ik*) [*ἀντί*, against; *ἰστέρα*, the womb]. Overcoming hysteria.

**Anti-** (*an'-te-*) (sometimes contracted to *ant-*) [*ἀντί*, against]. A prefix of compound words signifying counteraction, opposition, etc.

**Antiaditis** (*an-ti-ad-i'-tis*) [*ἀντιάς*, a swollen tonsil; *ιτις*, inflammation]. Tonsillitis.

**Antiadoncus** (*an-ti-ad-onc'-kus*) [*ἀντιάς*, a swollen tonsil; *ὄγκος*, a heap]. Any tumor or swelling of the tonsils.

**Antiaë** (*an'-ti-e*) [*antiae*, the hair growing on the forehead]. In biology, the frontal points or feathers growing forward on the base of the upper mandible.

**Antialbumate** (*an-te-al'-bu-māt*) [*ἀντί*, against; *albumen*, white of egg]. Parapeptone; a product of hydrochloric-acid digestion on albumin. The pancreatic ferment changes it into antipeptone. When treated with acids it is converted into the substance called by Kühne *antialbumid*, which is identical with the *hemiprotein* of Schützenberger and the *dyspeptone* of Meissner, *q. v.*

**Antialbumid** (*an-te-al'-bu-mid*). See *Antialbumate*.

**Anti-albumin** (*an-te-al-bu'-min*) [*ἀντί*, against; *albumen*, white of egg]. An alleged product of the action of dilute hydrochloric acid upon albumin; it is probably one of the preformed substances existing in the proteid molecule. The other has been called *hemi-albumin*. Gastric juice first converts them into *anti-albumose* and *hemi-albumose*, and these finally into *anti-peptone* and *hemi-peptone*.

**Anti-albumose** (*an-te-al-bu'-mōs*) [*ἀντί*, against; *albumen*, white of egg]. One of the albumoses produced by the action of pancreatic juice on albumin. It resembles syntonin or acid albumin, and is convertible into antipeptone.

**Antiafrodisiac** (*an-te-af-ro-dis'-e-ak*). See *Anaphrodisiac*.

**Antiar** (*an'-te-ar*). See *Antiarin*.

**Antiarin** (*an'-te-ar-in*) [*Javanese, antiar* or *antschar*],  $C_{14}H_{20}O_5 + 2H_2O$ . The active principle of *Antiaris toxicaria* or *Upas antiar*, the Javanese poison-tree. It is used as an arrow poison, and is intensely poisonous. It is a cardiac depressant. Dose gr.  $\frac{1}{100}$ .

**Antiarthritic** (*an-te-ar-thrit'-ik*) [*ἀντί*, against; *ἄρθριτις*, the gout]. A remedy against gout.

**Antiasthmatic** (*an-te-az-mat'-ik*) [*ἀντί*, against; *ἄσθμα*, short breath]. Relieving or preventing asthma.

**Antibacterial** (*an-te-bak-te'-re-al*) [*ἀντί*, against; *βακτηρία*, a staff, stick]. Opposed to the germ theory of disease.

**Antibacteric** (*an-te-bak-te'-rik*) [*ἀντί*, against; *βακτηρία*, a staff, stick]. Destructive to bacteria.

**Antibechic** (*an-te-bek'-ik*) [*ἀντί*, against; *βήξ*, a cough]. 1. Alleviating or curing cough. 2. A remedy for cough or hoarseness.

**Antibilious** (*an-te-bil'-yus*) [*ἀντί*, against; *biliosus*, full of bile]. Effective against bilious disorders.

**Antibiotic** (*an-te-bi-ot'-ik*) [*ἀντί*, against; *βίος*, life]. 1. Tending to destroy life. 2. Antagonistic to a belief in life.

**Antiblenorrhagic** (*an-te-blen-or-aj'-ik*) [*ἀντί*, against; *βλέννος*, mucus; *ρρηνύμαι*, to burst]. Efficient in preventing gonorrhea.

**Antibrachial** (*an-te-brā'-ke-al*) [*ἀντί*, against; *βραχίον*, the arm]. Pertaining to the forearm.

**Antibrachium** (*an-te-brā'-ke-un*) [*ἀντί*, against; *βραχίον*, the arm]. The forearm; incorrectly antebrachium.

**Antibromic** (*an-te-bro'-mik*) [*ἀντί*, against; *βρώμος*, a stench]. 1. Deodorant. 2. A drug that destroys offensive smells. A deodorizer.

**Anticachectic** (*an-te-kak-ek'-tik*) [*ἀντί*, against; *κακός*, bad; *ἔξις*, habit]. Effective in destroying cachexia.

**Anticalcareous** (*an-te-kal-ka'-re-us*) [*ἀντί*, against; *calx*, lime]. In veterinary medicine, preventing glands.

**Anticalculus** (*an-te-kal'-ku-lus*) [*ἀντί*, against; *calculus*, a pebble]. Good against calculus; antilithic.

**Anticarcinomatous** (*an-te-kar-sin-o'-mat-us*) [*ἀντί*, against; *καρκίνωμα*, cancer]. Preventing carcinoma.

**Anticardium** (*an-te-kar'-de-un*) [*ἀντί*, over against; *καρδία*, the heart]. The scrobiculus cordis, or pit of the stomach; the infrasternal depression.

**Anticarious** (*an-te-ka'-re-us*) [*ἀντί*, against; *caries*, decay]. Preventing decay, as of the teeth.

**Anticatarrhal** (*an-te-kat-ar'-al*) [*ἀντί*, against; *κατάρρως*, a flowing down]. Counteracting catarrh.

**Anticausotic** (*an-te-ka-u-sot'-ik*) [*ἀντί*, against; *καῦσος*, heat]. Counteracting fever.

**Anticaustic** (*an-te-ka-u-s'-tik*) [*ἀντί*, against; *καυστικός*, caustic]. Arresting the action of a caustic agent.

**Antichirotetanus** (*an-te-ki-ro-tet'-an-us*) [*ἀντίχειρ*, the thumb; *τέτανος*, spasm]. Same as *Antichirotonus*.

**Antichirotonus** (*an-te-ki-ro-t-o-nus*) [*ἀντίχειρ*, the thumb; *τόνος*, convulsive tension]. Affected with or manifesting antichirotonus.

**Antichirotonus** (*an-te-ki-rot'-o-nus*) [*ἀντίχειρ*, thumb; *τόνος*, tension]. Forcible and steady inflection of the thumb, seen in or before some attacks of epilepsy.

**Antichlorotic** (*an-te-klo-rot'-ik*) [*ἀντί*, against; *χλωρότης*, greenness]. Counteracting chlorosis.

**Anticholeric** (*an-te-kol-er'-ic*) [*ἀντί*, against; *χολέρα*, cholera]. Good against cholera.

**Anticholerin** (*an-te-kol'-er-in*) [*ἀντί*, against; *χολέρα*, cholera]. A product isolated by Klebs from cultures of cholera-bacilli, and thought to be bactericidal, curative, and immunifying.

**Anticipating** (*an-tis'-ip-a-ting*) [*anticipare*, to take before]. Applied to the occurrence of periodical phenomena in disease or health, before their customary time, as in intermittent fever or the catamenia.

**Anticlinal** (*an-te-klī'-nal*) [*ἀντί*, against; *κλίνειν*, to slope]. Sloping in opposite directions. **A. Vertebra**, in man, the tenth thoracic vertebra, where the thoracic vertebrae begin to assume the characters of the lumbar.

**Anticnemion** (*an-tik-ne'-me-on*) [*ἀντί*, against; *κνήμη*, leg]. The shin or front of the leg.

**Anticolic** (*an-te-kol'-ik*) [*ἀντί*, against; *κολική*, colic]. Efficacious against colic.

**Anticontagious** (*an-te-kon-ta'-jus*) [*ἀντί*, against; *contagiosus*, contagious]. Counteracting contagion.

**Anticonvulsive** (*an-te-kon-vul'-siv*) [*ἀντί*, against; *convulsus*, convulsed]. Effective against convulsions.

**Anticopometer** (*an-te-ko-pom'-et-er*) [*ἀντικοπή*, resonance; *μέτρον*, a measure]. A pleximeter.

**Anticous** (*an-ti'-kus*) [*anticus*, that which is in front]. In biology, turned toward the center of the flower, as *intrae* anthers.

**Anticritical** (*an-te-krit'-ik-al*) [*ἀντί*, against; *κρίσις*, a crisis]. Preventing the crisis of a disease.

**Anticryptic** (*an-te-krīp'-tic*) [*ἀντί*, against; *κρύπτειν*, to hide, to keep secret]. In biology, applied to such mimetic colors as enable animals to approach their prey, as in the frog, *Ceratophrys cornuta*.

**Anticus** (*an-ti'-kus*) [*anticus*, that in front]. Anterior, in front of.

**Antidiarrheal** (*an-te-di-ar-e'-al*) [*ἀντί*, against; *διαρρῆν*, a flowing through]. Preventing or overcoming diarrhea.

**Antidigestive** (*an-te-di-jes'-tiv*) [*ἀντί*, against; *digestio*, digestion]. Preventing the proper digestion of the food.

**Antidinic** (*an-te-din'-ik*) [*ἀντί*, against; *δῶρος*, a whirl]. Curing or preventing vertigo.

**Antidotal** (*an-te-do'-tal*) [*ἀντί*, against; *δίδοται*, to give]. Of the nature of an antidote.

**Antidote** (*an'-te-dōt*) [*ἀντί*, against; *δίδωμι*, to give].

An agent preventing or counteracting the action of a poison. The official **A.**, **Arsenical**, of the German Pharmacopeia is prepared by dissolving 100 parts of the hydrated sulphate of iron in 250 parts of water, to which add (without heat) 15 parts of burnt magnesia and 250 parts of water. **A.**, **Chemical**, changes the chemical nature of the poison so that it becomes insoluble or harmless. **A.**, **Mechanical**, prevents absorption by holding the poison in mechanical suspension or by coating the stomach. **A.**, **Physiological**, supplies its own peculiar and neutralizing effect upon the system. **A.**, **Universal**, a mixture of one part of dissolved iron sulphate in two parts of magnesia water. See *Drug*.

**Antidotum** (*an-tid'-o-tum*). See *Antidote*.

**Antidromy** (*an-tid'-ro-me*) [*ἀντί*, against; *δραμεῖν*, to run]. In biology, having a spiral arrangement the opposite of that of contiguous parts. Cf. *Heterodromy*.

**Antidynamic** (*an-te-di-nam'-ik*) [*ἀντί*, against; *δυναμῖς*, force]. Weakening; depressing.

**Antidyscratic** (*an-te-dis-krat'-ik*) [*ἀντί*, against; *δυσκράσια*, bad temperament]. Tending to overcome, as a dyscrasia.

**Antidysenteric** (*an-te-dis-en-ter'-ik*) [*ἀντί*, against; *δυσεντερία*, dysentery]. 1. Serviceable against dysentery. 2. A remedy for dysentery.

**Antidysuric** (*an-te-dis-ur'-ik*) [*ἀντί*, against; *δυσουρία*, difficult micturition]. Relieving dysuria.

**Antiemetic** (*an-te-e-met'-ik*) [*ἀντί*, against; *ἐμετικός*, causing vomit]. Preventing emesis; relieving nausea. **A.** **Root**. See *Adrue*.

**Antifat** (*an'-te-fat*). See *Fucus vesiculosus*.

**Antifebrile** (*an-te-feb'-ril*) [*ἀντί*, against; *febris*, a fever]. An agent reducing a fever; a febrifuge.

**Antifebrin** (*an-te-feb'-rin*) [*ἀντί*, against; *febris*, a fever],  $C_6H_5 \cdot C_2H_3O \cdot NH$ . Phenyl-acetamid acetanilid. A white, crystalline powder insoluble in water, freely soluble in alcohol. An antipyretic more powerful than quinin. Its effects are manifest in one hour, passing away in 3–10 hours. It is efficacious in fevers characterized by high temperature, and also is a valuable analgesic and antispasmodic. Dose gr. iv–xv. Unof. **A.**, **Bromated**. See *Antiseptin*.

**Antiferment** (*an-te-fer'-ment*) [*ἀντί*, against; *fermentum*, leaven]. An agent that prevents fermentation.

**Antigalactagogue** (*an-te-gal-ak'-ta-gog*) [*ἀντί*, against; *γάλα*, milk; *ἀγωγός*, leading]. Same as *Antigalactic*.

**Antigalactic** (*an-te-gal-ak'-tik*) [*ἀντί*, against; *γάλα*, milk]. 1. Lessening the secretion of milk. 2. A drug that lessens the secretion of milk.

**Antigeny** (*an-tij'-en-ē*) [*ἀντί*, against; *γένος*, race]. In biology, existing in two distinct sexual forms.

**Antigugler** (*an-te-gug'-ler*) [*ἀντί*, against; *gurgle*]. A tube inserted into the mouth of a bottle to prevent the splashing or gurgling of liquid that is poured out.

**Antihectic** (*an-te-hek'-tik*) [*ἀντί*, against; *ἐκτικός*, consumptive]. A remedy preventing or overcoming a hectic condition.

**Antihelix** (*an-te-he'-lik*). See *Anthelix*.

**Antitherpetic** (*an-te-her-pet'-ik*) [*ἀντί*, against; *έρπης*, herpes]. Preventing herpes.

**Antihidrotic** (*an-te-hi-drot'-ik*) [*ἀντί*, against; *ιδρώς*, sweat]. 1. Diminishing the excretion of sweat. 2. An agent lessening the secretion of sweat.

**Antihydropic** (*an-te-hi-drot'-ik*). See *Anthydropic*.

**Antihydropin** (*an-te-hi'-dro-pin*) [*ἀντί*, against; *ὕδωρ*, water]. A crystalline principle obtainable from the common cockroach, *Blatta* (*Periplaneta*) *orientalis*, said to be a good diuretic. Formerly used in dropsy.

**Anti-icteric** (*an-te-ik-ter'-ik*) [*ἀντί*, against; *ικτερός*, jaundice]. Serviceable against jaundice.

**Antikamnia** (*an-te-kam'-ne-ah*) [*ἀντί*, against; *κάμνειν*, to suffer pain]. A proprietary remedy said to be composed of sodium bicarbonate, antifebrin, and caffeine. Used as a nervin in doses of gr. v–x. Unof.

**Antikol** (*an'-tik-ol*). A proprietary antipyretic mixture said to contain acetanilid, soda bicarbonate and tartaric acid.

**Antilemic**, or **Antilœmic** (*an-te-le'-mik*), or **Antiloimic** (*an-te-loi'-mik*) [*ἀντί*, against; *λοιμός*, the plague]. Efficacious against the plague or other pestilence.

**Antilepsis** (*an-til-ep'-sis*) [*ἀντίληψις*, a receiving in return]. The treatment of disease by the application of the remedy to a healthy part; revulsive treatment.

**Antileptic** (*an-til-ep'-tik*) [*ἀντίληψις*, a receiving in return]. Revulsive.

**Antilithic** (*an-te-lith'-ik*) [*ἀντί*, against; *λίθος*, a stone]. 1. Efficacious against calculus. 2. An agent preventing the deposit of urinary calculi or sediment.

**Antilobium** (*an-te-lo'-be-um*) [*ἀντί*, against; *λοβός*, the lobe of the ear]. The tragus or part of the ear opposite the lobe.

**Antilœmic**. See *Antilemic*.

**Antiluetic** (*an-te-lu-et'-ik*) [*ἀντί*, against; *lues*, the plague; syphilis]. Efficacious against syphilis.

**Antilyssic** (*an-te-lis'-ik*) [*ἀντί*, against; *λύσσα*, rabies]. 1. Tending to cure rabies. 2. A remedy for rabies.

**Antilytic** (*an-te-lit'-ik*) [*ἀντί*, against; *λύειν*, to loosen]. Antiparalytic.

**Antimaniacal** (*an-te-ma-ni'-ak-al*) [*ἀντί*, against; *μανία*, madness]. Overcoming insanity.

**Antimephitic** (*an-te-mef-it'-ik*) [*ἀντί*, against; *mephitis*, a pestilential exhalation]. Efficacious against foul exhalations or their effects.

**Antimere** (*an'-te-mēr*) [*ἀντί*, against; *μέρος*, a part]. Any one of the segments of the body that are bounded by planes typically at right angles to the long axis of the body.

**Antimiasmatic** (*an-te-mi-as-mat'-ik*) [*ἀντί*, against; *μίασμα*, exhalation]. Preventive of malaria.

**Antimicrophyte** (*an-te-mik'-ro-fit*) [*ἀντί*, against; *μικρός*, small; *φυτόν*, plant]. A germicide.

**Antimonial** (*an-te-mo'-ne-al*) [*antimonium*, antimony]. Containing antimony.

**Antimonic** (*an-te-mon'-ik*) [*antimonium*, antimony]. A term applied to those compounds of antimony that correspond to its higher oxid.

**Antimonii** (*an-te-mo'-ne-i*). Genitive of *Antimonium*, *q. v.*

**Antimonious** (*an-te-mo'-ne-us*) [*antimonium*, antimony]. A term noting those compounds of antimony that correspond to its lower oxid.

**Antimonium** (*an-te-mo'-ne-um*) [L., *gen., Antimonii*]. Sb = 122; quantivalence I, III, V. A non-metal, having a metallic luster. Only the combinations are used in medicine. Antimonial salts are cardiac depressants and promote rapid excretion of waste products of the body; in large doses they produce vomiting and purging, with symptoms similar to those of cholera. They are valuable in inflammatory ailments of the respiratory organs, puerperal peritonitis and muscular rheumatism. **A.** **chlorid.**,  $SbCl_3$ , the "but-ter" of antimony; a strong caustic. Unof. **A.** **Comp.**, **Pil.**, Plummer's pills, contain calomel and antimony sulphuratum, aa gr. ss. **A.** **oxid.**,  $Sb_2O_3$ ; soluble in hydrochloric and tartaric acids. Dose gr. j–ij. **A.** **oxychlorid.**, the "powder of algaroth"; now little used. Unof. **A.** **et Potass. tartras**, (**A.** **tartaratum**) (B. P.),  $2KSbOC_4H_4O_6 \cdot H_2O$ , tartrate of antimony and potassium, "tartar emetic." Dose gr.  $\frac{1}{16}$ – $\frac{1}{4}$ . **A.** **pulvis**, powder of antimony, James' powder, consists of antimonious oxid 33, and calcium phosphate, 67 parts. A prompt diaphoretic. Dose gr. iij–viij. In larger doses, emetic and cathartic.



- A. sulphid**,  $\text{Sb}_2\text{S}_3$ , black sulphid of antimony. Dose gr.  $\frac{1}{4}$ -j. **A. sulphuratum**, the sulphid with a small but indefinite amount of the oxid. Dose gr. j-v. **A. sulph. purificatum**. Dose gr.  $\frac{1}{4}$ -j. **Syr. Scillæ Comp.**, Cox's hive mixture, hive syrup. Each  $\frac{5}{8}$  contains gr.  $\frac{3}{4}$  of tartar emetic. Dose  $\text{m-v}$ - $\frac{5}{8}$  cautiously. **A. tartarato**, Ung. (B. P.), one part of tartar emetic to five of simple ointment. **A. vinum**, wine of antimony, boiling water 60, tartar emetic 4, stronger white wine 1000 parts. A good expectorant. Dose  $\text{m-v}$ -xv.
- Antimycotic** (*an-te-mi-kot'-ik*) [*ávri*, against; *μύκης*, a fungus]. Destructive of fungal microorganisms.
- Antinarcotic** (*an-te-nar-kot'-ik*) [*ávri*, against; *νάρκωσις*, a benumbing]. Preventing narcosis.
- Antinephritic** (*an-te-nef-rit'-ik*) [*ávri*, against; *νεφρός*, the kidney; *ιτις*, inflammation]. Preventing or curative of renal disease.
- Antinervin** (*an-te-ner'-vin*) [*ávri*, against; *nervus*, a tendon or nerve]. Salbromalid, a mixture of brom-acetanilid and salicylanilid; used for the relief of neuralgia. Unof.
- Antineuralgic** (*an-te-nu-rall'-jik*) [*ávri*, against; *νεῦρον*, a nerve; *ἄλγος*, pain]. Overcoming neuralgia.
- Antineurotic** (*an-te-nu-rall'-ik*) [*ávri*, against; *νεῦρον*, a nerve]. A remedy of service in nervous diseases.
- Antiniad** (*an-tin'-e-ad*) [*ávri*, against; *ινίον*, the nape of the neck]. Toward the antinion; glabellad.
- Antinial** (*an-tin'-e-al*) [*ávri*, against; *ινίον*, the nape of the neck]. Pertaining to the antinion.
- Antinien** (*an-tin'-e-en*) [*ávri*, against; *ινίον*, the nape of the neck]. Belonging to the antinion in itself.
- Antinion** (*an-tin'-e-on*) [*ávri*, against; *ινίον*, the nape of the neck]. See *Craniometrical Points*.
- Antiodont** (*an'-te-o-dont*) [*ávri*, opposite to; *ὀδούς*, tooth]. A form of dentition in which the crown ridges of the molar teeth are opposite, instead of alternate as in amebodont dentition.
- Antiodontalgic** (*an-te-o-don-tal'-jik*) [*ávri*, against; *ὀδούς*, tooth; *ἄλγος*, pain]. Curative of toothache.
- Antiorgastic** (*an-te-or-gas'-tik*) [*ávri*, against; *ὀργασμός*, swelling, excitement]. Anaphrodisiac.
- Antiopelemous** (*an-te-o-pell'-mus*) [*ávri*ος, set against; *πέλημα*, the sole]. In biology; characterized by having the *flexor perforans* supply the third toe only and the *flexor hallucis* the first, second and fourth toes. Cf. *Sympelmous*, *Heteropelmous*.
- Antiparasitic** (*an-te-par-as-it'-ik*) [*ávri*, against; *παράσιτος*, a parasite]. 1. Destroying parasites. 2. An agent destroying or preventing increase of parasites. Insecticide.
- Antiparastatitis** (*an-te-par-as-tat'-it'-tis*) [*ávri*, over against; *παραστάτης*, a testicle]. Inflammation of Cowper's glands.
- Antipathetic** (*an-te-path-et'-ik*) [*ávri*, against; *πάθος*, feeling, *i. e.*, antipathy or constitutional aversion]. In biology, applied to plants not easily grafted.
- Antipathic** (*an-te-path'-ik*) [*ávri*, against; *πάθος*, disease]. A synonym of *allopathic*, both terms alike being rejected by the advocates of rational medicine.
- Antipathy** (*an-tip'-a-the*) [*ávri*, against; *πάθος*, affection]. Aversion; an opposing property or quality.
- Antipeduncular** (*an-te-pe-dung'-ku-lar*) [*ávri*, against; *pedunculus*, a little foot]. In biology, placed opposite a peduncle.
- Anti-peptone** (*an-te-pep'-tōn*) [*ávri*, against; *πέπτειν*, to cook, digest]. A variety of peptone formed in the pancreatic digestion, and incapable of further peptonic change.
- Antiperiodic** (*an-te-pe-re-od'-ik*) [*ávri*, against; *περίοδος*, a paroxysm]. 1. Efficacious against periodic attacks of disease. 2. A remedy against periodic disease, especially intermittent fever. Quinin is the best known. **A. Tincture**. See *Warburg's Tincture*.
- Antiperistalsis** (*an-te-per-is-tal'-sis*) [*ávri*, against; *περί*, around; *στάσις*, compression]. Reversed peristalsis; inverted or upward peristaltic action.
- Antiperistaltic** (*an-te-per-is-tal'-tik*) [*ávri*, against; *περί*, around; *στάσις*, compression]. Relating to antiperistalsis.
- Antipestilential** (*an-te-pes-til-en'-shal*) [*ávri*, against; *pestilentia*, the plague]. Counteracting the influence of the plague.
- Antipetalous** (*an-te-pet'-al-us*) [*ávri*, against; *πέταλον*, a leaf]. In biology, inserted opposite to, instead of alternate with, the petals.
- Antipharmic** (*an-te-far'-mik*). See *Alexipharmac*.
- Antiphlogistic** (*an-te-flo-jis'-tik*) [*ávri*, against; *φλόγωσις*, inflammatory heat]. 1. Counteracting or directed against fever. 2. An agent subduing or reducing inflammation or fever. **A. Treatment**, consists in bloodletting, the application of cold, administration of antipyretics, etc.
- Antiphysic** (*an-te-fiz'-ik*) [*ávri*, against; *φύσα*, wind]. Carminative; overcoming flatulence.
- Antiplastic** (*an-te-plas'-tik*) [*ávri*, against; *πλάσσειν*, to form]. 1. Unfavorable to granulation or the healing process. 2. An agent impoverishing the blood.
- Antipleuritic** (*an-te-plu-rit'-ik*) [*ávri*, against; *πλευρίτις*, pleurisy]. Overcoming pleurisy.
- Antipneumonic** (*an-te-nu-mon'-ik*) [*ávri*, against; *πνευμονία*, pneumonia]. Of value in treating pneumonia.
- Antipneumotoxin** (*an-te-nu-mo-toks'-in*). See *Pneumotoxin*.
- Antipodagric** (*an-te-po-dag'-rik*) [*ávri*, against; *ποδάγρα*, gout in the feet]. Efficacious against gout.
- Antipodal Cells** (*an-tip'-o-dal*) [*ávri*, opposite; *πούς*, foot]. A term applied to a group of four cells formed in the lower end of the embryo-sac opposite to the cells constituting the egg-apparatus.
- Antipoison** (*an'-te-poi-zōn*) [*ávri*, against; *ΜΕ.*, *poison*, a potion]. A counter poison.
- Antipraxis** (*an-te-praks'-e-ah*) [*ávri*, against; *πράσσειν*, to do]. Antagonism of functions or of symptoms.
- Antiprostate** (*an-te-pros'-tāt*). See *Anteprostate*.
- Antipruritic** (*an-te-pru-rit'-ik*) [*ávri*, against; *pruritus*, itching]. 1. Relieving the sensation of itching. 2. A drug that relieves the sensation of itching.
- Antipsoric** (*an-tip'-so'-rik*) [*ávri*, against; *ψώρα*, the itch]. Effective against the itch.
- Antiputrefactive** (*an-te-pu-tre-fak'-tiv*). See *Antiseptic*.
- Antipyic** (*an-te-pi'-ik*) [*ávri*, against; *πύον*, pus]. Checking or restraining suppuration.
- Antipyresis** (*an-te-pi-re'-sis*) [*ávri*, against; *πυρέσσειν*, to be feverish]. The employment of antipyretics in fever.
- Antipyretic** (*an-te-pi-ret'-ik*) [*ávri*, against; *πυρετός*, fever]. 1. Cooling; lowering the temperature. 2. An agent reducing the temperature of fever; any antifebrile medicine, or febrifuge. Most such also reduce the normal bodily temperature slightly. They act either by preventing oxidation processes, or encouraging the radiation of heat.
- Antipyrin** (*an-te-pi'-rin*) [*ávri*, against; *πυρετός*, fever],  $\text{C}_{10}\text{H}_{12}\text{N}_2\text{O}_2$ . Phenazonum. Dimethyl-oxy-chinidin. An alkaloidal product of the destructive distillation of coal-tar. It may be produced by heating acetoacetic ester with methyl-phenyl hydrazin. It is a grayish or reddish-white crystalline powder, slightly bitter, soluble in water, alcohol, and chloroform, and crystallizes from ether in shining leaflets, melting at  $113^\circ$ . Adult dose gr. v-xv every hour for two or three hours. It

reduces the temperature three to five degrees in fevers, causes sweating, at times vomiting, but no serious result. Antipyrin is incompatible with nitrous compounds. It is a powerful antipyretic, a local anesthetic, and a general analgesic. It is efficient in hyperpyrexia from any cause, and in rheumatism. **Injectio antipyrin hypodermica**, gr. j in ℥ij. Dose ℥viii-xxx.

**Antipyrotic** (*an-te-pi-rot'-ik*) [ἀντί, against; πύρωσις, a burning]. 1. Efficacious against burns. 2. An agent curative of burns.

**Antirabic** (*an-te-rab'-ik*) [ἀντί, against; rabies, madness]. Effective against rabies; antagonistic to rabies.

**Antirhachitic** (*an-te-rak-it'-ik*) [ἀντί, against; ῥάχις, the spine]. Serviceable against rickets.

**Antirheumatic** (*an-te-ru-mal'-ik*) [ἀντί, against; ρευματικός, of or pertaining to a flux]. Relieving or curing rheumatism.

**Antirrhinum** (*an-te-ri'-num*) [L.]. A genus of scrophulariaceous plants. *A. linaria*. Called also *Linaria vulgaris*, Toad-flax, Ramsted, Butter-and-Eggs; a herbaceous plant of Europe and North America; diuretic, cathartic, and irritant; used as a poultice and fomentation. Unof.

**Antiscolic** (*an-te-skol'-ik*) [ἀντί, against; σκώληξ, a worm]. Vermifuge. See *Anthelmintic*.

**Antiscorbutic** (*an-te-skor-but'-tik*) [ἀντί, against; scorbutus, scurvy]. 1. Effective against scurvy. 2. A remedy for or preventive of scurvy; such are mainly vegetable acids.

**Antisecosis** (*an-te-sek-o'-sis*) [ἀντί, against; σηκώειν, to weigh, balance]. 1. A restoration to health, strength, etc. 2. Regulation of the food.

**Antisepalous** (*an-te-sep'-al-us*) [ἀντί, against; Fr., *sepal*]. In biology, placed opposite the sepals.

**Antiseptin** (*an-te-sep'-sin*) [ἀντί, against; σήψις, putrefaction],  $C_6H_4BrNHC_2H_3O$ . Asepsin; bromated antifebrin; soluble in alcohol and ether. Recommended for use as an antipyretic and analgesic but is dangerous as a febrifuge. It has antiseptic properties. Dose gr. j, four times daily.

**Antisepsis** (*an-te-sep'-sis*) [ἀντί, against; σήψις, putrefaction]. Exclusion of the germs that cause putrefaction; the totality of measures taken to prevent septic poisoning.

**Antiseptic** (*an-te-sep'-tic*) [ἀντί, against; σήψις, putrefaction]. 1. Having power to prevent or destroy putrefaction, or, what is the same thing, the bacteria upon which putrefaction depends. 2. A remedy or agent that prevents a septic process. The principal in use are corrosive sublimate, creolin, carbolic acid, iodoform, thymol, salicylic acid, boric acid, etc. **A. Gauze**, open cotton cloth charged with carbolic acid, resin, and paraffin. **A. Ligature**, catgut or other material rendered aseptic by soaking in antiseptic solutions. The antiseptic treatment of wounds looks to thorough asepsis and antisepsis as regards the wound, the instruments, the operator's hands, the dressings, etc. See, also, *Listerian Method*.

**Antisepticism** (*an-te-sep'-tis-izm*) [ἀντί, against; σήψις, putrefaction]. The theory or systematic employment of antiseptic methods.

**Antisepticize** (*an-te-sep'-tis-iz*) [ἀντί, against; σήψις, putrefaction]. To render antiseptic; to treat with antiseptics.

**Antiseptin** (*an-te-sep'-tin*) [ἀντί, against; σήψις, putrefaction]. Zinc boro-thymate iodid. Consists of 85 parts zinc sulphate, 2.5 parts each of zinc iodid and thymol, and ten parts boric acid. An antiseptic. Unof.

**Antiseption** (*an-te-sep'-shun*) [ἀντί, against; σήψις, putrefaction]. Same as *Antisepsis*.

**Antiseptol** (*an-te-sep'-tol*) [ἀντί, against; σήψις, putrefaction].

faction]. Cinchonin iodosulphate. An odorless and fairly effective substitute for iodoform.

**Antisialagogue** (*an-te-si-al'-a-gog*) [ἀντί, against; σιάλον, spittle; ἀγωγός, leading]. 1. Acting against ptialism. 2. A remedy or a medicine that is effective against salivation.

**Antisialic** (*an-te-si-al'-ik*) [ἀντί, against; σιάλον, saliva]. 1. Checking the flow of saliva. 2. An agent that checks the secretion of saliva.

**Antispadix** (*an-te-spa'-diks*) [ἀντί, against; σπάδις, a palm branch]. In biology, a group of four tentacles on the right side of the male Nautilus, the *spadix*, an organ analogous to the hectocolylised arm, being on the left side.

**Antispasis** (*an-tis'-pas-is*) [ἀντί, against; σπάειν, to draw]. Revulsion; revulsive treatment.

**Antispasmodic** (*an-te-spas-mod'-ik*) [ἀντί, against; σπασμός, a spasm]. 1. Tending to relieve spasm. 2. An agent allaying or relieving convulsions or spasmodic pains, as the narcotics, the nitrites, etc.

**Antispastic** (*an-te-spas'-tik*) [ἀντί, against; σπαστικός, drawing]. 1. Revulsive; counter-irritant. 2. Antispasmodic. 3. A revulsive agent. 4. That which counteracts spasm. An antispasmodic.

**Antisplenetic** (*an-te-splen-et'-ik*) [ἀντί, against; splen, the spleen]. Remedial in diseases of the spleen.

**Antistasis** (*an-tis'-las-is*) [ἀντί, against; στάσις, a standing]. Opposition; opposing effect.

**Antistrumatic** (*an-te-stru-mal'-ik*). Same as *Antistrumous*.

**Antistrumous** (*an-te-stru'-mus*) [ἀντί, against; struma, a scrofulous tumor]. Effective against struma or scrofula.

**Antisudorific** (*an-te-su-dor-if'-ik*) [ἀντί, against; sudor, sweat; facere, to make]. Checking the excretion of sweat.

**Antisyphilitic** (*an-te-sif-il-it'-ik*) [ἀντί, against; Syphilis, a Latin proper name]. 1. Effective against syphilis. 2. A remedy directed against, or used for the relief of, syphilis. Usually an alterative.

**Antithenar** (*an-tith'-en-ar*) [ἀντί, against; θέναρ, the hollow of the hand or foot]. 1. Opposite to the thenar. 2. A muscle that extends the thumb, or opposes it to the hand: an antithenar muscle. **A. Eminence**, the border of the palm of the hand from the base of the little finger to the wrist. **A. Muscles**, of the toe and of the thumb: the abductor pollicis pedis, and the flexor brevis pollicis manus; also, the first dorsal interosseous muscle. See *Muscles*, Table of.

**Antithermic** (*an-te-ther'-mik*) [ἀντί, against; θερμή, heat]. Cooling; antipyretic.

**Antithermin** (*an-te-ther'-min*) [ἀντί, against; θερμη, heat],  $C_{11}H_{14}O_2N_2$ . Phenylhydrazin-levulinic acid, a coal-tar derivative used in four to eight grain doses as an antipyretic, analgesic, and antiseptic. It is apt to give rise to gastralgia. Unof.

**Antitoxic** (*an-te-toks'-ik*) [ἀντί, against; τοξικόν, poison]. Antidotal; counteracting poisons.

**Antitoxin** (*an-te-toks'-in*) [ἀντί, against; toxin, a toxic ptomaine; τοξικόν, poison]. A substance formed in the body of animals, either naturally or in consequence of inoculation with some pathogenic bacteria, that neutralizes the toxic products of these organisms.

**Antitragic** (*an-tit'-raj'-ik*) [ἀντί, opposite to; τράγος, the tragus]. Pertaining to the antitragus.

**Antitragicus** (*an-tit'-raj'-ik-us*) [ἀντί, opposite to; τράγος, the tragus]. Pertaining to the antitragus. **A. Muscle**, a mere rudiment in man; it arises from the antitragus, and extends to the cauda of the helix.

**Antitragus** (*an-tit'-rag-us*) [ἀντί, opposite to; τράγος, the tragus]. An eminence of the external ear opposite the tragus.



**Antitrochanter** (*an-te-tro-kan'-ter*) [ἀντί, opposite to; τροχάντηρ, the head of the hip bone]. An articulating surface on the ilium for the great trochanter.

**Antitrope** (*an'-te-trōp*) [ἀντί, against; τρέπειν, to turn]. Any organ set over against another to form a symmetrical pair. Thus, the right eye is an antitrope to the left.

**Antituberculotic** (*an-te-tu-ber-ku-lot'-ik*) [ἀντί, against; tuberculum, a tubercle]. Good against tuberculosis.

**Antitype** (*an'-te-tip*) [ἀντί, against, corresponding to; τύπος, a type]. In biology, same as *Antitrope*.

**Antivaccinationist** (*an-te-vak-sin-a'-shun-ist*) [ἀντί, against; vaccinus, of a cow.]. One who opposes vaccination.

**Antivaccinist** (*an-te-vak'-sin-ist*). Same as *Antivaccinationist*.

**Antivenene** (*an-te-ven'-ēn*) [ἀντί, against; venenum, poison.]. A term given to the blood-serum of animals rendered immune against snake-poison, on account of its antidotal properties.

**Antiveneraeal** (*an-te-ven'-el-re-al*) [ἀντί, against; venerus, pertaining to Venus, or to sexual intercourse.]. Antisymphilitic; anaphrodisiac.

**Antivivisectionist** (*an-te-viv-is-ek'-shun-ist*) [ἀντί, against; vivus, living; sectio, a cutting.]. One who opposes the practice of vivisection.

**Antizootic** (*an-te-zo-o'-tik*) [ἀντί, against; ζῷον, animal.]. A substance poisonous or injurious to animals.

**Antizymic, Antizymotic** (*an-te-zī'-mik, an-te-zī-mot'-ik*) [ἀντί, against; ζύμωσις, fermentation.]. 1. Preventing or checking fermentation. 2. An agent preventing the process of fermentation, an antifermant.

**Antlia** (*an'-le-ah*) [ἀνά, up; τλᾶν, to lift.]. A syringe or pump. In biology, the flat spiral, suctorial tube or proboscis of lepidopterous insects. **A. lactea**, a pump for drawing milk from the breast. **A. mammaria**, same as *A. lactea*.

**Antodontalgic** (*an-to-don-tal'-jik*). See *Antiodontalgic*.

**Antophthalmic** (*ant-off-thal'-mik*) [ἀντί, against; ὀφθαλμία, ophthalmia.]. Preventive or curative of ophthalmia.

**Antorgastic** (*ant-or-gas'-tik*). See *Antior gastric*.

**Antozenic** (*ant-o-ze'-nik*) [ἀντί, against; ὄζαω, a fetid nasal polypus.]. Curative of ozena.

**Antozone** (*ant-o-zōn'*) [ἀντί, against; ὀζειν, to smell.]. An imaginary allotropic modification of oxygen, now known to be only hydrogen peroxid.

**Antozostomatic** (*ant-o-zos-to-mat'-ik*) [ἀντί, against; ὀζόστομος, having a foul breath.]. Corrective of a foul breath.

**Antra** (*an'-trah*). Plural of *Antrum*, *q. v.* **A. Gastralia**, four broad perradial niches or pouches in the gastric cavity of scyphomeduse. **A. Rhopalaria**, niches formed on the umbrella margin of most Discomeduse for the reception of sense-clubs or rhopalalia.

**Antracelle** (*an'-tras-el*) [antrum, a cavity; κήλη, a tumor.]. Dropsy of the antrum; an accumulation of fluid in the maxillary sinus.

**Antral** (*an'-tral*) [antrum, a cave.]. Relating to an antrum.

**Antrectomy** (*an-trek'-to-me*) [ἀντρον, antrum; ἐκτομή, excision.]. Surgical removal of the walls of the antrum.

**Antritis** (*an-trī'-tis*) [ἀντρον, a cave; itis, inflammation.]. Inflammation of any of the cavities of the body, especially the *A. highmorianum*.

**Antrophore** (*an'-tro-fōr*) [ἀντρον, a cavity; φέρειν, to bear.]. A soluble, medicated bougie.

**Antorse** (*an-trōrs'*) [ante, before; versus, turned.]. In biology, directed upward or forward.

**Antro-tympanic** (*an-tro-tim-pan'-ik*) [ἀντρον, a cave; τύμπανον, a drum.]. Relating to the cavity of the tympanum as well as to the tympanic antrum.

**Antrum** (*an'-trum*) [L.]. A physiological cavity or hollow place, especially in a bone. **A. ethmoidale**, the ethmoidal sinuses. **A. highmorianum**, Antrum of Highmore, a cavity in the superior maxillary bone. **A. highmori testis**. See *Mediastinum testis*. **A. of Malacarne**. See *Tarinus, Space of*. **A., Mastoidal**, the hollow space beneath the roof of the mastoid process. **A., Maxillary**. See *A. highmorianum*. **A. pyloricum willisii**, the cavity of the pylorus.

**Antwerp Blue**. Same as *Mineral Blue*. **A. Brown**. See *Conspectus of Pigments*, under *Pigment*.

**Antyllus-Kuhn's Operation**. See *Operations, Table of*.

**Antyllus's Operation**. See *Operations, Table of*.

**Anuresis** (*an-u-re'-sis*) [ἀν priv.; οὖρον, urine.]. Anuria.

**Anuretic** (*an-u-ret'-ik*) [ἀν priv.; οὖρον, urine.]. Pertaining to or affected with anuria.

**Anuria** (*an-u'-re-ah*) [ἀν priv.; ὀρῖνα, urine.]. Absence, deficiency, or retention of the urine.

**Anuric** (*an-u'-rik*) [ἀν priv.; ὀρῖνα, urine.]. Pertaining to anuria.

**Anurous** (*an-u'-rus*) [ἀν priv.; οὐρά, a tail.]. In biology, without a tail.

**Anus** (*a'-nus*) [anus, the fundament.]. The extremity of the rectum; the lower opening of the alimentary canal. **A., Artificial**, an artificial opening, the natural for any reason being closed. **A., Fissure of**, rupture of the skin at the side, due to passage of hardened feces. **A., Fistula of**, a sinus, or fistulous ulcer opening from the rectum into the connective tissue about the rectum, or discharging externally. **A., Imperforate**, absence of the anus, the natural opening being closed by areolar tissue or a membranous septum. **A., Prolapse of**, protrusion of the rectum or its mucous membrane. **A., Pruritus of**, persistent itching of the anal orifice.

**Anvil** (*an'-vil*). See *Incus*.

**Anxieties** (*ang-zī'-et-as*). See *Anxiety*.

**Anxiety** (*ang-zī'-et-e*) [anxius, anxious.]. Restlessness, agitation, and general malaise, or distress, often attended with precordial pain, and a noticeable appearance of apprehension or worry visible in the features.

**Anydremia or Anydræmia** (*an-id-re'-me-ah*) [ἀν priv.; ὕδωρ, water; αἷμα, blood.]. A deficiency of water in the blood.

**Anypnia** (*an-ip'-ne-ah*) [ἀν priv.; ὕπνος, sleep.]. Sleeplessness.

**A. O. C.** Anodic opening contraction.

**Aochlesia** (*ah-ok-le'-ze-ah*) [ἀ priv.; ὀχλήσις, disturbance.]. Rest; tranquillity; catalepsy.

**Aorta** (*a-ort'-ah*) [ἀορτή, aorta.]. The great arterial vessel arising from the left ventricle and ending with its bifurcation into the two common iliacs at the fourth lumbar vertebra. *The arch*, that extending from the heart to the third thoracic vertebra, is divided into an *ascending*, a *transverse*, and a *descending* part. The *thoracic* portion extends to the diaphragm; the *abdominal*, to the bifurcation. The diseases of the aorta are *acute aortitis*, due to traumatism, thrombosis, etc.; and the *chronic* form, or *atheroma of the aorta*; *fatty degeneration*; *stenosis*; *aneurysm*. See *Artery*.

**Aortal** (*a-ort'-al*) [ἀορτή, the aorta.]. Relating to the aorta.

**Aortactia** (*a-ort-ark'-she-ah*) [ἀορτή, aorta; ἀρctare, to constrict.]. A constriction or stenosis of the aorta.

**Aortectasia** (*a-ort-ek-ta'-ze-ah*) [ἀορτή, aorta; ἐκ, out; τᾶσις, a stretching.]. Aortic dilatation.

**Aorteuryisma** (*a-ort-u-ri'-mah*) [ἀορτή, aorta; εὐρυσμα, a widening; pl., *Aorteuryismata*]. Aortic aneurysm or dilatation.

**Aortic** (*a-ort'-ik*) [ἀορτή, the aorta.]. Pertaining to the aorta. **A. Arch**. See *Aorta*. **A. Foramen**. See *A.*

*Opening of Diaphragm.* **A. Murmur.** See *Murmur*.  
**A. Opening of Diaphragm**, the lowest and most posterior of the three large apertures connected with this muscle. It is situated in the middle line, immediately in front of the bodies of the vertebra, and is behind the diaphragm, not in it. **A. Opening of Heart**, a small circular aperture in front and to the right side of the auriculo-ventricular opening, from which it is separated by one of the segments of the mitral valve. **A. Plexus**, the plexus of sympathetic nerves, situated on the front and sides of the aorta, between the origins of the superior and inferior mesenteric arteries. **A. Sinus**, a deep depression between each valve and the cylinder of the aorta.  
**Aortitis** (*a-ort-i'-tis*) [*ἀορτίς*, the aorta; *τις*, inflammation]. Inflammation of the aorta.  
**Aortomalacia**, or **Aortomalaxia** (*a-ort-o-mal-a'-se-ah*, or *-aks'-e-ah*) [*ἀορτίς*, aorta; *μαλακία*, softening]. Softening of the aorta.  
**Aortostenosis** (*a-ort-o-sten-o'-sis*) [*ἀορτίς*, aorta; *στενός*, narrow]. Stenosis or narrowing of the aorta.  
**Aosmic** (*a-oz'-mik*) [*ἀ* priv.; *ὀσμή*, smell]. Having no odor.  
**Apagma** (*ap-ag'-mah*) [*ἀπό*, from; *ἀγνύμαι*, to break; *pl.*, *Apagmata*]. 1. Separation, as of a fractured bone. 2. The part separated.  
**Apandria** (*ap-an'-dre-ah*) [*ἀπό*, from; *ἀνήρ*, a man]. Morbid dislike of the male sex.  
**Apanthropia** (*ap-an-thro'-pe-ah*). See *Apanthropy*.  
**Apanthropy** (*ap-an'-thro-pe*) [*ἀπό*, from; *ἄνθρωπος*, man]. Aversion to society; morbid desire for solitude.  
**Aparthrosis** (*ap-ar-thro'-sis*) [*ἀπό*, from; *ἄρθρον*, a joint]. 1. Dislocation; luxation of a joint. 2. In anatomy, diarthrosis.  
**Apastia** (*ap-as'-te-ah*) [*ἀπαστία*, fasting]. Abstinence from food, as a symptom of mental disorder.  
**Apathetic** (*ap-ath-et'-ik*) [*ἀ* priv.; *πάθος*, feeling]. Affected with apathy; listless; without emotion.  
**Apathy** (*ā'-ath-e*) [*ἀ* priv.; *πάθος*, feeling]. Insensibility; want of passion or feeling.  
**Apatropin** (*ap-al'-ro-pin*) [*ἀπό*, from; *ἄτροπος*, unchangeable],  $C_{17}H_{21}NO_2$ . A compound derivable from atropin by the action of nitric acid. It is said to produce peculiar convulsions.  
**Ape** (*āp*) [ME., *ape*]. A man-like monkey. **A. fissures**, those fissures of the human brain that are also found in apes. See *Fissure*. **A.-hand**, wasting of the thumb-muscles, as seen in some cases of progressive muscular atrophy.  
**Apella** (*ap-el'-lah*) [*ἀ* priv.; *πέλλα*, skin]. A circumcised person; one with a short prepuce.  
**Apellous** (*ap-el'-us*) [*ἀ* priv.; *πέλλα*, skin]. Skinless; having no skin.  
**Apepsia** (*ah-pep'-se-ah*) [*ἀ* priv; *πέπτειν*, to digest]. Cessation or absence of the digestive function. **A., Hysterical**, an hysterical condition with deficient nerve power, and impaired function of the stomach, and very possibly of the abdominal glands. Also called *Hysterical anorexia*. **A. nervosa**. See *Anorexia nervosa*.  
**Apeptic** (*ah-pep'-tik*) [*ἀ* priv.; *πέπτειν*, to digest]. Affected with apepsia.  
**Aperient** (*ap-el'-re-ent*) [*aperire*, to open]. 1. Laxative; deobstruent; mildly purgative. 2. A mild purgative; a laxative, or aperitive.  
**Aperinous** (*ah-per'-in-us*) [*ἀ* priv.; *πριον*, the scrotum]. 1. Having no scrotum. 2. Castrated.  
**Aperispermic** (*ah-per-is-per'-mik*) [*ἀ* priv.; *περί*, around; *σπέρμα*, seed]. See *Exalbuminous*.  
**Aperistalsis** (*ah-per-is-tal'-sis*) [*ἀ*, without; *περί*, around; *στάσις*, constriction]. Absence or cessation

of the movements of the intestine, due to lack of stimulus to Auerbach's plexus.

**Aperitive** (*ap-el'-it-iv*) [*aperire*, to open]. Aperient.

**Apertor** (*ap-el'-tor*) [*L.*, an opener or beginner]. In anatomy, anything that opens. **A. Oculi**, the levator palpebræ muscle.

**Aperture** (*ap'-er-chūr*) [*apertura*, an opening]. An opening. **A., Angular**, in the microscope, the angle formed between a luminous point placed in focus and the most divergent rays that are capable of passing through the entire system of an objective. **A. antri**, the aperture of the umbrella cavity in medusæ. **A., Numerical**, the capacity of an objective for admitting rays from the object and transmitting them to the image. A common measure is obtained as proposed by Abbé, by taking the product of the half angle into the refractive index of the medium employed. It is usually expressed n. a. =  $n \sin u$ ,  $u$  the index of refraction and  $u$  the semi-angle of the aperture. **A. of Objective**, the capacity for receiving and transmitting rays.

**Apetalous** (*ah-pe'-al-us*) [*ἀ* priv.; *πέταλον*, a leaf]. In biology, without corolla or petals.

**Apex** (*ā'-peks*) [*apex*, the extreme end of a thing]. The summit or top of anything; the point or extremity of a cone. **A. Beat**, the impulse of the heart felt in the fifth intercostal space about  $3\frac{1}{2}$  inches from the middle of the sternum. **A. Murmur**, a murmur heard over the apex of the heart. **Apices of the Lungs**, the upper extremities of the lungs behind the border of the first rib.

**Aphacia** (*ah-fa'-se-ah*). Same as *Aphakia*.

**Aphacic** (*ah-fa'-sik*) [*ἀ* priv.; *φακός*, the crystalline lens]. Relating to or affected with aphakia.

**Aphæresis** (*af-el'-es-is*). See *Apheresis*.

**Aphagia** (*ah-fa'-je-ah*) [*ἀ* priv.; *φαγεῖν*, to eat]. Inability to eat or to swallow.

**Aphakia** (*ah-fa'-ke-ah*) [*ἀ* priv.; *φακός*, a lentil, the crystalline lens]. The condition of an eye without the lens, whether the result of congenital defect, luxation, traumatism, or cataract operation.

**Aphakic** (*ah-fa'-kik*) [*ἀ* priv.; *φακός*, the lens]. Having no lens, as the eye after the removal of a cataract.

**Aphalangiasis** (*ah-fa-lan-je'-as-is*) [*ἀ* priv.; *φάλαγξ*, a line of battle; *phalanx*]. The loss or absence of fingers and toes, as in leprosy. Cf. *Ainhum*.

**Apharyngeal** (*ah-far-in'-je-ah*) [*ἀ* priv.; *φάρνγξ*, throat]. In biology, without a pharynx.

**Aphasia** (*ah-fa'-ze-ah*) [*ἀ* priv.; *φάσις*, speech]. Partial or complete loss of the power of expression or of comprehension of the conventional signs of language, from no lesion of the peripheral organs or nerves, but from lesions of the cortical centers concerned. Aphasia may be either motor or sensory. **Motor** or **Ataxic Aphasia** consists in a loss of speech owing to inability to execute the various movements of the mouth necessary to speech, the muscles being not paralyzed but not coördinated, owing to disease of the cortical center. It is usually associated with *agraphia*, "aphasia of the hand," inability to write, and right-sided hemiplegia. Some aphasics can write, but are unable to articulate words or sentences; this variety is variously named *aphemia*, *alalia*, or *anarthria*, according as the impairment of speech is more or less marked. Charcot supposes the center for articulate language divided into four sub-centers, a visual center for words, an auditory center for words, a motor center of articulate language, and a motor center of written language. Lesions of one or more of these centers produce the characteristic forms of aphasia, all of which have clinical exemplifications. **Sensory Aphasia**, or **Amnesia** is the loss of memory for words, and may



exist alone or in association with the motor aphasia. Amnesia appears clinically in three distinct forms; 1. Simple loss of memory of words. 2. *Word-deafness*, or inability to understand spoken words (there is usually some paraphasia connected with this form). 3. *Word-blindness*, or inability to understand written or printed words. **Paraphasia**, a form of aphasia in which there is inability to connect ideas with the proper words to express the ideas. **Agrammatism**, a phenomenon of aphasia consisting in the inability to form words grammatically, or the suppression of certain words of a phrase. **Ataxaphasia**, inability to arrange words synthetically into sentences. **Bradyphasia**, abnormal slowness of speech, from pathological cause. **Tumultus sermonis**, a stuttering manner of reading, from pathological cause. **A., Conduction**, such as is due not to any central lesion, but to defect in some commissural connection between centers. **A., Gibberish**, aphasia in which the patient can utter many words, but uses them in such a way that they express no meaning.

**Aphasiac** (*ah-fa'-ze-ak*) [*â* priv.; *φάσις*, speech]. One who is aphasic.

**Aphasic** (*ah-fa'-zik*) [*â* priv.; *φάσις*, speech]. Relating to, or affected with aphasia.

**Aphelexia** (*af-el-eks'-e-ah*). An incorrect form of the word *Aphelexia*, *q. v.*

**Apheliotropism** (*af-el-e-ot'-ro-pizm*) [*ἀπὸ*, from; *ἥλιος*, the sun; *τροπός*, a turn]. In biology, turning away from the sunlight; negative heliotropism.

**Aphelotic** (*af-el-ot'-ik*) [*ἀφέλκειν*, to draw away]. Absent-minded; lost in reverie.

**Aphelia** (*af-elks'-e-ah*) [*ἀφέλκειν*, to draw away]. Absence of mind; inattention to external impressions.

**Aphemia** (*ah-fe'-me-ah*) [*â* priv.; *φῆμη*, voice]. Motor aphasia; inability to articulate words or sentences, from focal and not from peripheral disease of the organs of speech (*Alalia*). This term is variously used; sometimes it is equivalent to *aphasia*; sometimes it means *loss of voice*, from local causes; sometimes hysterical or wilful refraining from speech. See *Aphasia*.

**Aphemic** (*ah-fem'-ik*) [*â* priv.; *φῆμη*, voice]. Relating to or affected with aphemia.

**Aphophobia** (*af-e-fol'-be-ah*) [*ἀφῆ*, touch; *φόβος*, fear]. Hyperesthetic dread of contact with other persons.

**Apheresis**, or **Aphæresis** (*af-er'-es-is*) [*ἀπὸ*, away; *αἶρεῖν*, to take]. Removal; amputation; abstraction, as of blood.

**Apheter** (*af'-et-er*) [*ἀφ᾽εἶρ*, one who lets go or sends away]. A supposed impulse-carrying, or trigger-material, probably a catastrophe, which communicates to the inogen the nerve impulse that causes its destruction, and the consequent muscular contraction. In a larger sense, any trigger-material that takes part in any functional process may be called an apheter.

**Aphidein** (*af-id-e'-in*) [*aphis*, a plant louse]. A respiratory pigment obtained from the aphids.

**Aphilanthropy** (*ah-fil-an'-thro-pe*) [*â* priv.; *φιλεῖν*, to love; *ἄνθρωπος*, man]. Absence of social feeling; a frequent sign of approaching melancholia.

**Aphonia** (*ah-fol'-ne-ah*) [*â* priv.; *φωνή*, voice]. 1. Dumbness, due to some peripheral lesion. 2. Hysterical, or paralytic absence of the power of speech. 3. Voicelessness.

**Aphonic** (*ah-fon'-ik*) [*â* priv.; *φωνή*, voice]. Speechless; dumb; voiceless.

**Aphoresis** (*ah-for'-el-sis*) [*â* priv.; *φόρησις*, bearing (by error for *Apheresis*)]. 1. Separation or ablation of a part, either by excision or amputation. 2. Lack of the power of endurance, as of pain.

**Aphoria** (*ah-fol'-re-ah*) [*â* priv.; *φέρειν*, to bear]. Sterility; unfruitfulness.

**Aphrasia** (*ah-fra'-ze-ah*) [*â* priv.; *φράζειν*, to utter]. Absence of the power to utter connected phrases.

**Aphrodisia** (*af-ro-diz'-e-ah*) [*ἀφροδίσια*, venery]. Sexual desire, especially when morbid, or immoderate; sexual congress.

**Aphrodisiac** (*af-ro-di'-e-ah*) [*ἀφροδίσια*, venery]. 1. Stimulating the sexual appetite; erotic. 2. An agent stimulating the sexual passion.

**Aphtha** (*af'-thah*) [*ἀφθα*, an eruption]. An eruption; an ulcer.

**Aphthæ** (*af'-the*) [*ἀφθα*, an eruption]. Also called *Aphthous stomatitis*. Small white ulcers, spots or vesicles of the mouth, chiefly occurring in children under three years of age, and generally associated with some febrile affection. It must not be confounded with thrush, in which disease the spots are smaller and are due to the pre-ence of the parasitic fungus characteristic of that disease. **A., Bednar's**, two symmetrically placed ulcers seen on the hard palate of certain cachectic infants near the velum, one on either side of the mesial line. The prognosis is exceedingly grave. **A., Cachectic**, aphthæ appearing beneath the tongue, and associated with grave constitutional symptoms; Riga's disease.

**Aphthaphyte** (*af'-thah-fit*). See *Aphthophyte*.

**Aphthenxia** (*af-thengks'-e-ah*) [*â* priv.; *φθέγγειν*, utterance]. A form of aphasia with impaired expression of articulate sounds.

**Aphthoid** (*af'-thoid*) [*ἀφθα*, an eruption]. Like or resembling aphthæ.

**Aphthongia** (*af-thong'-ge-ah*) [*â* priv.; *φθόγγος*, a sound]. A peculiar form of aphasia due to spasm of the muscles supplied by the hypoglossal nerve.

**Aphthophyte** (*af'-tho-fit*) [*ἀφθα*, aphtha; *φυτόν*, plant]. The *Oidium albicans*, or *Saccharomyces albicans*, a yeast-fungus often seen on the mucous membrane of the mouths of infants; regarded by some as the cause of true aphthæ. See *Sprue*.

**Aphthous** (*af'-thus*) [*ἀφθα*, an eruption]. Pertaining to or affected with aphthæ or thrush.

**Aphyllon** (*ah-fil'-on*) [*â* priv.; *φύλλον*, a leaf]. A genus of orobanchaceous plants. **A. uniflorum**, a plant, the naked broom-rape or cancer-root of North America. It is astringent, and has been employed as a cure for cancer. Unof.

**Aphyllous** (*ah-fil'-us*) [*â* priv.; *φύλλον*, a leaf]. In biology, naturally leafless.

**Apical** (*af'-pik-al*) [*apex*, the top]. Pertaining to the apex. **A. Cell**, in biology, the cell at the apex of every branch, leaf or other organ, and from the division of which all succeeding cells are formed.

**Apices** (*af'-pis-es*) [L.]. Plural of *Apex*. Summits.

**Apiculus** (*ap-ik'-u-lus*) [*apic*, a point]. In biology, a short abrupt point formed by the mid-rib of a leaf projecting beyond the blade.

**Apinoid** (*af'-in-oid*) [*â* priv.; *πίρος*, dirt; *είδος*, form]. Clean; not foul. **A. Cancer**, schirrhous; so called from its cleanly section.

**Apiol** (*af'-e-ol*) [*apium*, parsley; *oleum*, oil], C<sub>12</sub>H<sub>14</sub>O<sub>4</sub>. A poisonous principle occurring in parsley seeds; it crystallizes in long white needles, with a slight parsley odor; melts at 30° C. (86° F.), and boils at 294° C (572° F.). It is used in dysmenorrhea and in genito-spinal atony. It acts upon the reflex and vasomotor centers. It is also called *parsley-camphor*. Dose m̄ijj-x. In doses of m̄xxx it is narcotic. Unof.

**Apiolin** (*af'-e-o-lin*) [*apium*, parsley; *oleum*, oil]. A pseudo-apic alcohol, the active principle of *Apium petroselinum*, and a reliable emmenagogue. Dose m̄ iij in capsule, night and morning.

**Apios** (*ap'-e-os*) [*ἄπιος*, a pear]. A genus of plants. **A. tuberosa**, a twining papilionaceous plant of North America, bearing tubers which when cooked are edible. It is called *ground-nut*, *wild-bean*, *Indian potato*, etc. Said to be alternative. Unof.

**Apis** (*ap'-pis*) [L., a bee]. A genus of hymenopterous insects. **A. mellifica**, the honey-bee; in homeopathy the poison of the honey-bee's sting, or a preparation thereof.

**Apium** (*ap'-pe-um*) [L.]. A genus of umbelliferous plants. **A. graveolens**. See *Celery*. **A. petroselinum**, is the common garden parsley; aperient, diuretic, somewhat antiperiodic; useful in dysmenorrhea. Dose of the fld. ext (of the root) gtt. xv-3 j.

**Apjohn's Formula**. A formula for determining the dew-point by means of the elastic tension.

**Aplacental** (*ah-plas-en'-tal*) [*ἄ priv.*; *placenta*, a cake]. Destructive of placenta.

**Aplanatic** (*ah-plan-at'-ik*) [*ἄ priv.*; *πλανᾶειν*, to wander]. Not wandering; rectilinear. **A. Lens**, a lens corrected for all aberration of light and color. A rectilinear lens. See *Objective*.

**Aplanogamete** (*ah-plan-o-gam'-et-e*) [*ἄ priv.*; *πλάνος*, roaming; *γαμετή*, a wife]. In biology, the non-motile conjugating cell in certain green algæ, *i. e.* *Conjugatæ*. See *Planogamete*.

**Aplanospore** (*ah-plan'-o-spōr*). Same as *Aplanogamete*.

**Apasia** (*ah-pla'-se-ah*) [*ἄ priv.*; *πλάσσειν*, to form]. A type of incomplete structure by reason of the non-formation of a necessary cell-group during the developmental stage. Called also *Hypoplasia*. **A., Laminar**. Synonym of *Facial Homiotrophy*.

**Aplastic** (*ah-plas'-tik*) [*ἄ priv.*; *πλάσσειν*, to form]. 1. Structureless, formless. 2. Not characterized by plasticity: preventive of plastic process within the organism. **A. Lymph**, one of the products of inflammation or disease. A non-fibrinous material incapable of coagulation or organization.

**Apleuria** (*ah-plu'-re-ah*) [*ἄ priv.*; *πλευρά*, a rib]. Congenital absence of the ribs.

**Aplotomia** (*ap-lo-tom'-e-ah*), or **Aplotomy** (*ap-lot'-o-me*). See *Haplotomy*.

**Aplysiopurpurin** (*ap-lis-e-o-per'-ru-rin*) [*ἄπλυσία*, filthiness; *πορφύρα*, a purple dye]. A reddish pigment derived from the Aplysidae.

**Apnea** (*ap-ne'-ah*) [*ἄ priv.*; *πνέειν*, to breathe]. Formerly used as synonymous with asphyxia, meaning breathlessness; difficult respiration; partial or complete suspension of breathing. It is employed now only in the physiological sense, to denote the condition in which the blood is too highly oxygenized. The presence of an over-abundance of oxygen prevents stimulation of the medullary respiratory center, and respiration is arrested in consequence. **A. infantum**. Synonym of *Laryngismus stridulus*. **A. neonatorum**, apnea of the newborn child, caused by difficult labor, pressure upon the cord, etc.

**Apneumatic** (*ap-nu-mat'-ik*) [*ἄ priv.*; *πνεῦμα*, breath]. 1. Collapsed; uninflated, not inflatable: said of parts of the lung. 2. Carried on with the exclusion of air, as an apneumatic operation or process.

**Apneumatosis** (*ap-nu-mat'-o-sis*) [*ἄ priv.*; *πνευμάωσις*, inflation]. Collapse of the air cells of some parts of the lung caused by blocking of the bronchial tubules, and resulting in a condition of non-inflation whereby the lung tissue is reduced to a condition similar to that of atelectasis, or congenital apneumatoses.

**Apnea** (*ap-nu'-me-ah*) [*ἄ priv.*; *πνεῦμων*, lung]. Congenital absence of the lungs

**Apneumonervia** (*ap-nu-mo-ner'-re-ah*) [*ἄ priv.*; *πνεῦμων*,

lung; *nervus*, a nerve]. Deficient nerve stimulus in the lung.

**Apneumoneuria** (*ap-nu-mo-nu'-re-ah*). Same as *Apneumonervia*.

**Apneustia** (*ap-nūs'-te-ah*) [*ἄ priv.*; *πνέειν*, to breathe]. Apnea; breathlessness.

**Apnea** (*ap-ne'-ah*). See *Apnea*.

**Apo-** (*ap'-o*) [*ἀπό*, from]. A prefix denoting *from*, *away*, *separation*.

**Apoaconitin** (*ap-o-ak-on'-it-in*) [*ἀπό*, from; *aconitum*, aconite],  $C_{33}H_{41}NO_{11}$ . An alkaloid prepared from aconitin by dehydration.

**Apoatropin** (*ap-o-at'-ro-pin*) [*ἀπό*, from; *ἄτροπος*, unchangeable],  $C_{17}H_{21}NO_2$ . An alkaloid obtained by the action of  $HNO_3$  on atropin.

**Apoblast** (*ap'-o-blast*) [*ἀπό*, away; *βλαστός*, a germ]. In biology the unimpregnated ovum; an outcast cell. See *Outcast Cell*.

**Apoblema** (*ap-o-ble'-mah*) [*ἀπόβλημα*; *ἀπό*, away; *βάλλειν*, to throw]. The product of abortion.

**Apobole** (*ap-ob'-o-le*) [*ἀποβολή*, a throwing away]. Expulsion; abortion.

**Apocarpous** (*ap-o-kar'-pus*) [*ἀπό*, from; *καρπός*, fruit]. In biology, composed of separate or easily separable carpels.

**Apocarteresis** (*ap-o-kar-ter'-e-sis*) [*ἀποκαρτέρησις*, lack of fortitude]. Suicide by starvation.

**Apocatastasis** (*ap-o-kat-as'-tas-is*) [*ἀποκατάστασις*, restoration]. The subsidence of an abscess or tumor.

**Apocatharsis** (*ap-o-kath-ar'-sis*) [*ἀπό*, away; *κάθαρσις*, purgation]. Purgation; abevacuation.

**Apocathartic** (*ap-o-kath-ar'-tik*). Same as *Cathartic*.

**Apocenosia** (*ap-o-sen'-o-sis*) [*ἀποκένειν*, to drain]. An increased flow or evacuation of blood or other humors.

**Apocenotic** (*ap-o-sen-ot'-ik*) [*ἀποκενῶν*, to drain]. Producing apocenosia.

**Apochromatic** (*ap-o-kro-mat'-ik*) [*ἀπό*, away; *χρῶμα*, color]. Without color. **A. Lens**, a lens for microscopic and optical purposes, with high correction of spherical and chromatic aberrations, and better "definition." **A. Objective**. See *Objective*.

**Apocodein** (*ap-o-ko'-de-in*) [*ἀπό*, from; *κώδεια*, the head],  $C_{18}H_{19}NO_2$ . An alkaloid prepared from codein by dehydration. It is emetic and expectorant, with other qualities much like those of codein, and is recommended in chronic bronchitis. Unof.

**Apocope** (*ap-ok'-o-pe*) [*ἀπό*, from; *κοπή*, a cutting]. Amputation or abscission; an operation or a wound that results in loss of substance.

**Apocrustic** (*ap-o-krus'-tik*) [*ἀποκρούειν*, to beat off]. Repellent; defensive; astringent.

**Apocynin** (*ap-os'-in-in*) [*apocynon*, dogbane]. The precipitate from a tincture of *Apocynum cannabinum*; tonic, alternative, and evacuant. Dose gr. ¼-j. Unof.

**Apocynum** (*ap-os'-in-um*) [*apocynon*, dogbane]. Canadian Hemp. The root of *A. cannabinum*. Properties due to an alkaloid, *apocynin*. A good expectorant. In full doses an emetic and cathartic. Valuable in dropsy. Dose gr. v-xx; of the alkaloid, gr. ¼-½. **A. Ext.**, **Fld.** Dose m-v-xx. **A., Tinct.** Dose m-v-xl. Should not be confounded with *Cannabis indica*. Unof. Another American species, **A. androsæmifolium**, has similar properties. Unof.

**Apodemialgia** (*ap-o-de-me-al'-je-ah*) [*ἀποδημία*, journey; *ἄλγειν*, to grieve]. A morbid dislike of home-life with a desire for wandering.

**Apodia** (*ah-po'-de-ah*) [*ἄ priv.*; *πούς*, a foot]. Absence of feet.

**Apodous** (*ap'-o-dus*) [*ἄ priv.*; *πούς*, a foot]. Footless; characterized by apodia.

**Apogamy** (*ap-og'-am-e*) [*ἀπό*, away from; *γάμος*, marriage]. In biology, 1. Asexual reproduction where



the opposite usually occurs. 2. The total and normal absence of sexual reproductive power.

**Apogeotropism** (*ap-o-je-ol'-ro-pizm*) [*ἀπόγαιος*, from the earth; *τροπικός*, turning]. In biology, tending to turn upward or away from the ground.

**Apohyal** (*ap-o-hi'-al*) [*ἀπό*, from; *ὀειδής*, shaped like the letter upsilon]. Relating to the anterior (styloid) cornua of the hyoid bone.

**Apokenosis** (*ap-o-ken'-o-sis*). See *Apocenosis*.

**Apokenotic** (*ap-o-ken-ol'-ik*). See *Apocenotic*.

**Apolar** (*ah-pol'-lar*) [*ἀ* priv.; *πόλος*, the end of an axis]. Having no pole. **A. Cells**, nerve cells without processes.

**Apoplepsis** (*ap-o-lep'-sis*) [*ἀπόληψις*, a leaving off]. Suppression or retention of a secretion or excretion; cessation of a function.

**Apolexis** (*ap-o-leks'-is*) [*ἀπόληξις*, a declining]. The decline of life; the stage of catabolism or decay.

**Apollinaris Water** (*ap-ol-in-a'-ris*). A German alkaline mineral water, highly charged with carbonic acid, largely used for gout, rheumatism, etc., but possessing little medicinal value. See *Mineral Water*.

**Apomorphia**, or **Apomorphin** (*ap-o-mor'-fe-ah*, or *-mor'-fin*) [*ἀπό*, from; *Morpheus*, the god of sleep],  $C_{17}H_{17}O_2N$ , = *morphia* —  $H_2O$ . An artificial alkaloid, derived from morphin. The *hydrochlorate* is the salt used, and is a grayish crystalline powder. It is a systemic emetic acting directly upon the vomiting center, and is the quickest, most certain and least irritating of all emetics. Unof. Dose gr.  $\frac{1}{20}$ — $\frac{1}{10}$  hypodermatically, or gr.  $\frac{1}{10}$ — $\frac{1}{6}$  by the mouth. An expectorant in small doses. **A. injectio hypodermica** (B. P.). Dose as an expectorant by the mouth, gr. ss; as an emetic, by the mouth, gr.  $\frac{1}{4}$ ; hypodermatically, gr.  $\frac{1}{6}$ . **Syrupus apomorph. hydrochloratis**. Dose  $\tilde{3}$  ss-j.

**Apomyelin** (*ap-o-mi'-el-in*) [*ἀπό*, from; *μυελός*, marrow]. A peculiar phosphatized principle reported to exist in the brain tissue and containing no glycerol.

**Apomytosis** (*ap-o-mit'-o'-sis*) [*ἀπομύσσειν*, to blow the nose]. Any disease marked by stertor; a sneezing.

**Apone** (*ap-on'*) [*Fr.*: *ἀ* priv.; *πόνος*, pain]. An anodyne; especially the concentrated tincture of capsicum; used externally for the relief of pain, and internally in small doses, diluted, for hemorrhoids, dyspepsia, and mania. Dose gtt. iij-x. Unof.

**Aponeurography** (*ap-o-nu-ro'-ra-fe*) [*ἀπονεύρωσις*, aponeurosis; *γράφη*, a writing]. A description of the fasciæ, or aponeuroses.

**Aponeurology** (*ap-o-nu-rol'-o-je*) [*ἀπονεύρωσις*, aponeurosis; *λόγος*, an account]. The science of the fasciæ or aponeuroses.

**Aponeurosis** (*ap-on-u-rol'-sis*) [*ἀπό*, from; *νεῦρον*, a tendon]. A fibrous membranous expansion of a tendon giving attachment to muscles or serving to enclose and bind down muscles. Remarkable for their size or importance are the *infra-spinous*, enclosing the infra-spinous muscle; that of the *arm*, of the *deltoid muscle*, of the *external oblique* or *abdominal*, of the *forearm*, of the *leg*, of the *transversalis*, of the *head*, etc., etc. **A. of Occipito-frontalis**, the tendinous aponeurosis that separates the two slips of the occipito-frontalis muscle. **A. of Soft Palate**, a thin but firm fibrous layer, attached above to the hard palate, and becoming thinner toward the free margin of the velum. **A. of Subscapular**, a thin membrane attached to the entire circumference of the subscapular fossa, and affording attachment by its inner surface to some of the fibers of the subscapularis muscle. **A., Supraspinous**, a thick and dense membranous layer that completes the osseo-fibrous case in which the supraspinatus muscle is contained, affording attachment by its inner surface to some of the fibers of the muscle.

**A., Vertebral**, a thin aponeurotic lamina extending along the whole length of the back part of the thoracic region, serving to bind down the erector spinæ, and separating it from those muscles that connect the spine to the upper extremity.

**Aponeurosis** (*ap-on-u-rol'-sis*) [*ἀπονεύρωσις*, an aponeurosis; *ιτις*, inflammation]. Inflammation of an aponeurosis.

**Aponeurotic** (*ap-on-u-rol'-ik*) [*ἀπονεύρωσις*, aponeurosis]. Pertaining to or of the nature of an aponeurosis.

**Aponeurotome** (*ap-on-u'-rol-tōm*) [*ἀπονεύρωσις*, aponeurosis; *τόμη*, a cut]. An instrument for dividing fasciæ.

**Aponeurotomy** (*ap-on-u-rol'-o-mē*) [*ἀπονεύρωσις*, aponeurosis; *τόμη*, a cut]. The incision, dissection, or anatomy of the fasciæ; fasciotomy.

**Aponepsis** (*ap-o-nip'-sis*) [*ἀπονήψις*, a washing]. A washing; especially an internal washing, anciently performed by copious draughts of milk whey.

**Apopetalous** (*ap-o-pet'-al-us*) [*ἀπό*, away from; *πέταλον*, leaf]. In biology, same as *Polypetalous*.

**Apophlegmatic** (*ap-o-fleg-mat'-ik*) [*ἀπό*, away; *φλέγμα*, phlegm]. Promoting the expulsion of mucus from the air passages.

**Apophyllous** (*ap-o-fil'-us*) [*ἀπό*, from; *φύλλον*, a leaf]. In biology, having distinct calyx or perianth leaves.

**Apophysar** (*ap-off'-is-ar*). See *Apophysary*.

**Apophysary** (*ap-off'-is-a-re*) [*ἀποφύειν*, to put forth]. Pertaining to or of the nature of an apophysis.

**Apophyseal**, **Apophysial** (*ap-o-fi'-e-al*). Same as *Apophysary*.

**Apophysis** (*ap-off'-is-is*) [*ἀπό*, from; *φύσις*, growth]. In biology, a process, outgrowth, or swelling of some part or organ, as of a bone, the internal process of the mandible of a crustacean, or some part of a plant, *e. g.* the seta of certain mosses. **A. lenticularis**, the orbicular process of the temporal bone. **A. ravana**, the processus gracilis of the malleus.

**Apoplectic** (*ap-o-plek'-tik*) [*ἀποπληξία*, apoplexy]. Pertaining to or affected with apoplexy. **A. Equivalents**, a name given to the premonitory symptoms of apoplexy, indicating that the brain is subject to alterations in the blood pressure, a condition that may lead to serious consequences if the arterial walls are diseased.

**Apoplectiform** (*ap-o-plek'-tif-orm*) [*ἀποπληξία*, apoplexy; *forma*, form]. Sudden, like apoplexy.

**Apoplectigenous** (*ap-o-plek'-tif-en-us*) [*ἀποπληξία*, apoplexy; *γεννάειν*, to produce]. Producing apoplexy or cerebral hemorrhage.

**Apoplectoid** (*ap-o-plek'-loid*). Same as *Apoplectiform*.

**Apoplexia** (*ap-o-pleks'-e-ah*) [*L.*]. Apoplexy. **A. splenitis**. Synonym of *Anthrax*.

**Apoplexy** (*ap'-o-pleks-e*) [*ἀποπληξία*, a striking down]. The symptom-complex resulting from cerebral hemorrhage, effusion, or from the plugging of a cerebral vessel. Modern writers mostly describe the post-mortem appearances by other terms, as cerebral hemorrhage, effusion, thrombosis, etc. The chief symptom is sudden loss of motion, sensation and consciousness, the patient falling and lying as if dead. There is frequently a conjugate deviation of the eyes and a rotation of the head *away* from the paralyzed side, and *toward* the side on which the cerebral lesion exists. Death may result instantaneously, or shortly, or the patient may recover consciousness and then be found to be suffering from paralysis of one-half of the body (*Hemiplegia*, *q. v.*). The bursting of a vessel in the lungs, liver, etc., is sometimes called apoplexy of the lungs, liver, etc. **A., Capillary**, from rupture and effusion of capillaries. **A., Ingravescens**, a term applied to a form of apoplexy in which there is a slowly pro-

gressive loss of consciousness due to a gradual leakage of blood from a ruptured vessel. **A., Pulmonary**, escape of blood into the pulmonary parenchyma, with laceration of its substance. **A., Simple**, the name given to those cases of death from coma in which no cerebral lesion is found. **A., Spinal**. See *Hematomyelia*. **A., Splenic**. Synonym of *Anthrax*.

**Apopsychia** (*ap-op-sikh'-e-ah*) [*ἀπό, away; ψυχή, spirit*]. Syncope; fainting; a faint.

**Apoptosis** (*ap-op-tō'-sis*) [*ἀπό, away; πτώσις, a falling*]. A falling off, as of a crust, or of the hair; loosening of a scab or crust.

**Aporetin** (*ap-o-re'-tin*) [*ἀπό, from; ῥητίνη, a resin*]. A resinous substance found in rhubarb.

**Aporrhinosis** (*ap-or-in-o'-sis*) [*ἀπό, from; ῥίς, nose*]. A discharge from the nostril

**Aporrhipsis** (*ap-or-ip'-sis*) [*ἀπό, away from; ῥίπτειν, to throw*]. The throwing off of the clothes or the bed-clothes; a symptom seen in some cases of insanity and in delirium.

**Aposcythsis** (*ap-o-sith'-is-is*) [*ἀποσκυθίζειν, to scalp in the Scythian manner*]. The surgical or traumatic removal of the scalp.

**Aposematic** (*ap-o-sem'-at-ik*) [*ἀπό, away from; σημά, a sign*]. Applied to such colors as are used by animals as signals or warnings of some dangerous or unpleasant quality, in repelling enemies.

**Aposepalous** (*ap-o-sep'-al-us*). See *Polysepalous*.

**Aposepsis** (*ap-o-sep'-sis*) [*ἀπόσepsis, putrefaction; see Sepsis*]. Complete putrefaction.

**Aposia** (*ah-po'-se-ah*) [*ἀ priv.; πόσις, a drinking*]. Absence of thirst; adipsia.

**Apositia** (*ap-o-sit'-e-ah*) [*ἀπό, from; σίτος, food*]. Aversion to or loathing of food.

**Apositic** (*ap-o-sit'-ik*) [*ἀπό, from; σίτος, food*]. Impairing the appetite; affected with apositia.

**Aposorbic Acid** (*ap-o-sor'-bik*). See *Acid*.

**Aposphacelisis** (*ap-o-sfas-el'-is-is*) [*ἀποσφακέλισις, a dying of gangrene*]. Mortification; gangrene due to constriction.

**Apospory** (*ap-os'-po-re*) [*ἀπό, away from; σπόρος, seed*]. In biology, reproduction without the intervention of spores in cases where sporogenesis ordinarily occurs.

**Apostasis** (*ap-os'-tas-is*) [*ἀπόστασις, a standing away from*]. 1. An abscess. 2. The end or the crisis of an attack of disease; termination by crisis. 3. An exfoliation. In biology, the separation of organs by unusual elongation of internodes.

**Apostatic** (*ap-os-tat'-ik*) [*ἀπόστασις, a standing away from*]. Relating to or of the nature of an apostasis.

**Apostaxis** (*ap-o-staks'-is*) [*ἀπό, from; στάξις, a dropping*]. A discharge of fluid by drops; epistaxis.

**Apostem** (*ap'-o-stem*), or **Apostema** (*ap-o-ste'-mah*) [*ἀπόστημα, an abscess*]. An abscess.

**Apostematic** (*ap-os-tem-at'-ik*) [*ἀπόστημα, an abscess*]. Relating to or of the nature of an abscess.

**Apostemation** (*ap-os-tem-a'-shun*) [*apostematio, abscess formation*]. The formation of an apostem or abscess.

**Apostematoid** (*ap-os-tem'-at-oid*) [*ἀπόστημα, an abscess; είδος, form*]. Resembling an apostem or abscess.

**Aposithia** (*ah-pos'-the-ah*) [*ἀ priv.; πόσθη, penis, prepuce*]. Absence of the penis or of the prepuce.

**Apostoli's Method**. The use of strong electrolytic or chemical galvanocautic currents in the treatment of diseases of the female generative organs, especially uterine fibroids.

**Apostrophe** (*ap-os'-tro-fe*) [*ἀπό, away; στρέφειν, to turn*]. The arrangement of chlorophyll bodies along the side walls of the cells as a result of excess or deficiency of light. Cf. *Epistrophe* and *Dystrophe*.

**Apostume** (*ap'-os-tūm*) [*ἀπόστημα, an abscess*]. An abscess.

**Aposyngosis** (*ap-o-sir-in-go'-sis*) [*ἀπό, from; σύγγε, pipe*]. The formation of or change into a fistula.

**Apotelem** (*ap-ol'-el-izm*) [*ἀποτέλεσμα, result*]. The termination of a disease.

**Apothecaries' Weight**. A system of weights and measures used in compounding medicines. The Troy pound of 5760 grains is the standard. It is subdivided into 12 ounces. The ounce is subdivided into eight drachms, the drachm into three scruples, and the scruple into 20 grains. For fluid measure the quart of 32 fluid ounces is subdivided into pints, the pint into 16 fluid ounces, the ounce into eight fluid drachms, and the fluid drachm into 60 minims. The following abbreviations are used:—

℥, <i>minim</i> .	℥, <i>uncia</i> , an ounce (480 grains).
g℥, <i>gutta</i> , a drop.	℔, <i>libra</i> , a pound.
ʒ, <i>scrupulus</i> , a scruple (20 grains)	℥, <i>octarius</i> , a pint.
ʒ, <i>drachma</i> , a drachm (60 grains).	gr., <i>granum</i> , a grain.
	ss., <i>semissis</i> , one-half.

See *Weights and Measures*.

**Apothecary** (*ap-oth'-e-ka-re*) [*ἀποθήκη, a storehouse*]. A druggist. One who prepares and sells drugs, fills prescriptions, etc. In Great Britain the apothecary is also a physician, filling his own prescriptions. In the United States it frequently happens that an authorized practitioner is also an apothecary, but without the degree of M. D. the practice of medicine is illegal.

**Apothecium** (*ap-o-the'-se-um*) [*ἀποθήκη, a storehouse*]. In biology, the saucer-shaped fruiting organ, or ascomarp, of lichens and certain ascomycetous fungi.

**Apothem**, or **Apothema** (*ap'-o-them* or *ap-oth'-em-ah*) [*ἀπό, from; θέμα, a deposit*]. A brown powder formed by the open-air evaporation of a vegetable infusion or decoction.

**Apothesis** (*ap-oth'-es-is*) [*ἀποθέσις, a putting back*]. The reduction of a fracture or luxation.

**Apotheter** (*ap-oth'-et-er*). A navel-string repositer devised by Braun, consisting of a staff with a sling attached in which the prolapsed funis is placed and carried up into the uterine cavity.

**Apothymia** (*ap-o-thi'-me-ah*) [*ἀποθίμμος, distasteful, disagreeable*]. An aversion.

**Apotrepis** (*ap-o-trep'-sis*) [*ἀπότρεψις, a turning away*]. The resolution of an abscess.

**Apozem**, or **Apozema** (*ap'-o-zem*, or *ap-oz'-em-ah*) [*ἀπό, away; ζέειν, to boil*]. A decoction, especially one to which medicines are admixed.

**Apparatus** (*ap-ar-a'-tus*) [*apparatus, prepared*]. The instruments used in any science, art, or surgical operation. Anatomically the word is used to designate collectively the organs effecting any specified work or action. **A. ligamentosus colli**, the *occipito-axoid ligament*, a broad band at the front surface of the spinal canal that covers the odontoid process.

**Apparent** (*ap-a'-rent*) [*apparere, to appear*]. Seeming; appearing to be like. **A. Death**. See *Death*.

**Apparition** (*ap-ar-ish'-un*) [*apparitio, an appearance*]. A visual delusion or hallucination.

**Apparitor** (*ap-ar'-it-or*) [*L., a helper*]. A small coiled tube worn at the ear to assist the hearing.

**Appendage** (*ap-en'-dā')* [*appendere, to weigh; hang*]. That which is attached to an organ as a part of it. See *Appendix*. **A., Auricular**, the projecting part of the cardiac auricle. **A., Epiploic**. See *Appendix*. **A., Ovarian**, the parovarium.

**Appendicectomy** (*ap-en-dis-ek'-to-me*) [*appendix; εκτομή, excision*]. Excision of the appendix vermiformis.

**Appendicitis** (*ap-en-dis-i'-tis*) [*appendere, to hang upon or to; ιτις, inflammation*]. Inflammation of the appendix vermiformis; ecphyaditis.



**Appendicular** (*ap-en-dik'-u-lar*) [*appendicula*, a small appendix]. Pertaining to the appendix vermiformis. **A. Gland**, a biramous gland attached to the spermatheca of queen bees.

**Appendix** (*ap-en'-diks*) [*appendere*, to hang upon or to : *pl.*, *Appendices*]. What is accessory to or dependent upon another. An appendage. **A. auricularis**, the auricular appendage, a process of the auricles of the heart. **A. cæci vermiformis**, a worm-shaped process of the cecum. **A. cerebri**, the pituitary body. **A.**, **Ensiform**. See *Xiphoid*. **A. epiploicæ**, pouch-like, fatty projections of the peritoneum of the large intestine. **A.**, **Xiphoid**. See *Xiphoid*.

**Apperception** (*ap-er-sep'-shun*) [*appercepere*, to receive]. The conscious reception or perception of a sensory impression; the power of receiving and appreciating sensory impressions.

**Appert's Process**. The preservation ("canning") of meat, fruits, and vegetables by exclusion of air and germs; effected by hermetically sealing the substances in tin cans after heating the contents to 110° or more.

**Appetence** (*ap'-e-tens*) [*appetentia*, appetite]. An appetite, or desire; the attraction of a living tissue for those materials that are appropriate for its nutrition.

**Appetency** (*ap'-e-ten-se*). 1. See *Appetence*. 2. In biology, the doctrine propounded by Lamarck, in which it is maintained that new organs can be produced in animals by the simple assertion of the will called into action by new wants, and that the organs thus acquired can be transmitted by generation.

**Appetite** (*ap'-e-tut*) [*appetere*, to desire]. The desire for food; also any natural desire; lust. **A.**, **Perverted**, that for unnatural and indigestible things, frequent in disease and pregnancy. *Anorexia*, loss of appetite; *Bulimia*, insatiable appetite; *Hunger*, the strong desire and need of food.

**Appetizer** (*ap'-e-ti-zer*) [*appetere*, to desire]. A medicine, or dose, taken to stimulate the appetite.

**Applanate** (*ap'-lan-at*) [*ad*, to; *planus*, flat]. In biology, horizontally flattened.

**Applanatio** (*ap-lan-a'-she-o*) [L.]. A flattening. **A. corneæ**, flattening of the entire surface of the cornea from disease.

**Applanation** (*ap-lan-a'-shun*) [*applanatio*, a flattening]. A flattening, as of the cornea.

**Apple** (*ap'-l*) [AS., *appel*, an apple]. The fruit of the tree, *Pyrus malus*. **A.**, **Adam's**. See *Pomum adami*. **A.-brandy**, an alcoholic spirit distilled from cider; cider-brandy. **A. Extract**. See *Extractum ferri pomatum*. **A.-eye**, a synonym of *Exophthalmos*. **A. of the Eye**, the pupil; also, the eyeball. **A.-jack**. See *A.-brandy*. **A.-oil**, amyl valerianate; prepared from isoamyl-isovaleric ester.

**Application** (*ap-lik-a'-shun*) [*applicatio*, an application]. The act of applying anything, as a plaster, leech, bandage, lotion, pad, or compress; the thing so applied. **A. Colors**. See *Pigments*, *Colors*, and *Dyestuffs*.

**Applicative** (*ap'-lik-a-tiv*). See *ConduPLICATE*.

**Applicator** (*ap'-lik-a-tor*) [L.]. An instrument used in making applications; especially, one used in uterine or urethral surgery.

**Applier** (*ap-lī'-er*) [*applicare*, to apply]. A dental instrument for making applications to teeth.

**Appolito's Operation**. See *Operations*, *Table of*.

**Appolito's Suture**. See *Suture*.

**Apposition** (*ap-o-zish'-un*) [*appondere*, to apply to]. The act of fitting together; the state of being fitted together. **A. Theory**, a theory concerning the growth of the cell-wall, as held by Schmitz, Strasburger, etc., viz., that stratified and other cell-walls of plants grow in thickness by the deposition of new particles upon the inner face of the cell. Growth in surface is the re-

sult of a simple stretching of the wall by the pressure of the contents.

**Approach** (*ap-rōch'*) [ME., *approche*]. A drawing near. **A. Grafting**, to inarch.

**Appropriation** (*ap-ro-pre-a'-shun*) [*appropriatio*, a setting apart]. Assimilation of nutriment.

**Approximal** (*ap-roks'-im-al*) [*ad*, to; *proximus*, next]. That which is next to; contiguous. In dentistry, pertaining to contiguous surfaces, as approximal fillings.

**Appun's Apparatus**. A device for determining the overtones of a vowel by means of reeds.

**Apraxia** (*ah-praks'-e-ah*) [*à priv.*; *πράσσειν*, to do]. Soul-blindness; mind-blindness; object-blindness; an affection in which the memory for the uses of things is lost, as well as the understanding for the signs by which the things are expressed.

**Aprication** (*ap-re-ka'-shun*) [*apricatio*, a basking in the sun]. The sun-bath; sun-stroke.

**Aproctia** (*ah-prok-te'-ah*) [*à priv.*; *πρωκτός*, anus]. Imperforation of the anus.

**Aproctosis** (*ah-prok-to'-sis*) [*à priv.*; *πρωκτός*, anus]. See *Aproctia*.

**Aproctous** (*ah-prok'-tus*) [*à priv.*; *πρωκτός*, the anus]. Having imperforation of the anus.

**Apron** (*a'-prun*) [ME., *aperr*]. 1. In surgery, a protection or covering for the body in surgical operations. 2. The omentum. **A.**, **Hottentot**, artificially elongated labia minora; *velamen vulturæ*. **A. of Succor**, a canvas appliance borne by two men, and used for the transportation of wounded persons.

**Aprosexia** (*ap-ro-seks'-e-ah*) [*à priv.*; *προσέχειν*, to give heed]. A mental disturbance consisting in inability to fix the attention upon a subject. An inability to think clearly and to readily comprehend what is read or heard, sometimes observed in the course of chronic catarrh of the nose or of the nose and pharynx.

**Aprosopa** (*ap-ros'-o-pah*). See *Aprosopia*.

**Aprosopia** (*ap-ro-so'-pe-ah*) [*à priv.*; *πρόσωπον*, the face]. A form of fetal monstrosity with partial or complete absence of face.

**Aprosopous** (*ap-ros'-o-rus*) [*à priv.*; *πρόσωπον*, the face]. Exhibiting aprosopia.

**Aprosopus** (*ap-ros'-o-rus*) [*à priv.*; *πρόσωπον*, the face]. An aprosopous fetus.

**Apselfaphesia** (*ap-sel-af'-e'-ze-ah*) [*à priv.*; *ψηλάφησις*, touch]. Paralysis of the tactile sense.

**Apsithyria**, or **Apsithurea** (*ap-sith-i'-re-ah*, or *-u'-re-ah*) [*à priv.*; *ψιθυρίζειν*, to whisper]. A term suggested by Solis-Cohen for hysterical aphonia, in which the patient not only loses the voice, but is unable even to whisper. It is generally accompanied by double paralysis of the vocal cords, but there is no paralysis of the tongue, lips, or expiratory muscles. Charcot especially advocates hypnotism in the treatment of the condition.

**Apsychia** (*ap-sik'-e-ah*) [*à priv.*; *ψυχή*, spirit]. Unconsciousness; a faint or swoon.

**Apta viro** (*ap'-tah vi'-ro*) [L.: *pl.*, *Aptæ viris*]. A young girl who by mechanical means has been rendered available for prostitution.

**Apterium** (*ap-te'-re-um*) [*à priv.*; *πτερόν*, a feather]. In biology, a normally naked tract on a bird's skin.

**Apterous** (*ap'-ter-us*) [*à priv.*; *πτερόν*, a wing, a feather]. In biology, destitute of wings or membranous expansions.

**Aptitude** (*ap'-te-tūd*) [*aptitudo*, fitness]. Fitness, tendency. The natural proneness of an organism toward certain functions or pathological conditions.

**Aptyalia** (*ap-ti-a'-le-ah*) [*à priv.*; *πτύαλον*, saliva]. See *Aptyalism*.

**Aptyalism** (*ap-ti'-al-izm*) [*à priv.*; *πτυαλίζειν*, to spit]. Deficiency or absence of saliva.

**Aptystia** (*ap-tis'-te-ah*) [*â* priv.; *πτύειν*, to spit]. See *Aptyalism*.

**Apulosis** (*ap-u-lô'-sis*) [*ἀποῦλωσις*; *ὀλέειν*, to cicatrize]. Cicatrization, or a cicatrix.

**Apulotic** (*ap-u-lô'-ik*) [*ἀπουλωτικός*, healing]. Promoting cicatrization, or apulosis.

**Apus** (*a'-pus*) [*â* priv., and *πούς*, foot]. 1. A monstrosity consisting in absence of the lower limbs, or feet. 2. An apodous fetus.

**Apyonin** (*ah-pi'-on-in*) [*â* priv.; *πύον*, pus]. A remedy introduced as a substitute for pyoktanin in ophthalmic practice. It is said to be identical with yellow pyoktanin. Unof.

**Apyretic** (*ah-pi-ret'-ik*) [*â* priv.; *πυρετός*, fever]. Without fever or pyrexia.

**Apyrexia** (*ah-pi-reks'-e-ah*) [*â* priv.; *πυρετικός*, feverish]. The non-febrile stage of an intermittent fever; intermission or absence of fever.

**Apýrexial** (*ah-pi-reks'-e-al*) [*ἀπύρεκτος*, without fever]. Pertaining to, of the nature of, or characterized by, apyrexia.

**Apyrexia** (*ah'-pi-reks-e*). See *Apyrexia*.

**Aqua** (*a'-kwah*) [L.: *gen.* and *pl.*, *Aquæ*, *a'-kwe*]. Water. An oxid of hydrogen having the composition  $H_2O$ . It is a solid below  $32^\circ$ , a liquid between  $32^\circ$  and  $212^\circ$ , vaporizes at  $212^\circ$  at the sea level (bar. 760 mm.), giving off vapor of tension equal to that of the air. It covers four-fifths of the surface of the earth, but is never pure in nature, containing from a trace of soluble matter, in rain water, to 26 per cent. of soluble mineral salts, in the Dead Sea. Water is an essential constituent of all animal and vegetable tissues. In the human body it forms two per cent. of the enamel of the teeth, 77 per cent. of the ligaments, 78 per cent. of the blood, and 93 per cent. of the urine. Externally, water has a stimulating effect upon the skin, either by direct or reactionary means. Cold water when continued too long may lower the general temperature of the body so as to produce serious depression of the circulation and muscular power. When properly used it is a valuable antipyretic. Hot water and vapor increase circulation and produce diaphoresis. Its too long-continued use debilitates. Internally, water is a diuretic. It is the most useful of all the solvents in pharmacy. The following are the official preparations and forms: **A. bulliens**, boiling water. **A. communis**, common water. **A. destillata**, distilled water. **A. fervens**, hot water. **A. fuvialis**, river water. **A. fontana**, well- or spring-water. **A. marina**, sea-water. **A. pluvialis**, rain-water. See also *Mineral Water*. Aqua in pharmacy also designates various medicated waters: as **A. ammoniæ**, water of ammonia; **A. anethi**, dill water; **A. chlori**, chlorin water; **A. rosæ**, rose water. **A. fortis**. See *Acid*, *Nitric*. **A. regia**. See *A. Nitrohydrochloric*. **A. tofana**, a celebrated secret poison, prepared in the 17th century at Palermo by a woman named Toffana. It was probably arsenical. **A. Vitæ**, Brandy or Spirit, *q. v.* In anatomy, **A. labyrinthi**, the clear fluid existing in the labyrinth of the ear.

**Aquæcapsulitis** (*a-kwe-kap-su-lî'-tis*) [*aqua*, water; *capsula*, a capsule; *itis*, inflammation]. Serous iritis.

**Aquæductus** (*a-kwe-duk'-tus*). See *Aqueduct*.

**Aquamalarial Fever** (*a-kwa-mal'-a-re-al*). Synonym of *Malarial Fever*. See *Fever*.

**Aquapuncture** (*ak-wah-pungk'-chûr*) [*aqua*, water; *punctura*, a puncture]. Counter-irritation by means of a very fine jet of water impinging upon the skin; useful in neuralgia and other nerve disorders.

**Aquatic** (*a-kwa'-ik*) [*aqua*, water]. Pertaining to water. **A. Cancer**. Synonym of *Cancrum oris*.

**Aqueduct**, or **Aqueductus** (*ak'-we-duk't*, or *ak-we-*

*duk'-tus*) [*aqua*, water; *ductus*, a leading]. Used of ducts or canals in various parts of the body. **A. cerebri**, the infundibulum. **A. cochleæ**, aqueduct of the cochlea. **A. of Cotunnii**, the aqueduct of the vestibule, extending from the utricle to the posterior wall of the pyramid in the brain. **A. Fallopii**, the canal of the portio dura in the petrous portion of the temporal bone. **A. Sylvii**, the aqueduct of Sylvius from the third to the fourth ventricle, the *iter a tertio ad quartum ventriculū*. **A. vestibuli**, aqueduct of the vestibule of the ear.

**Aqueous** (*a'-kwe-us*) [*aqua*, water]. Referring to water; watery. **A. Chamber of the Eye**, the space between the cornea and the lens; the iris divides it into an anterior and a posterior chamber. **A. Extract**, a solid preparation of a drug made by evaporation of its aqueous solution. **A. Humor**, the fluid filling the anterior chamber of the eye.

**Aquiducous** (*a-kwe-du'-kus*) [*aquiducus*; *aqua*, water; *ducere*, to lead]. Hydragogue.

**Aquilaria** (*ak-wil'-a'-re-ah*) [L.]. A genus of trees. **A. agallocha**, a tree of S. E. Asia producing the true aloes-wood, or eagle-wood, valued in perfumery, but no longer employed in regular pharmacy or practice. **A. ovata** and **A. secundaria** also furnish varieties of aloes-wood. Unof.

**Aquilegia** (*ak-wil'-e'-je-ah*) [L.]. A genus of ranunculaceous plants of many species. **A. vulgaris** has active medicinal qualities; but none of the species are now much used in regular practice.

**Aquiparous** (*a-kwi-p'-ar-us*) [*aqua*, water; *parere*, to bring forth]. Producing water, or affording watery secretions; said of glands, as the lachrymal and parotid.

**Aquocapsulitis** (*a-kwo-kap-su-lî'-tis*) [*aqua*, water; *capsula*, a small box]. Serous iritis, *q. v.*

**Aquosity** (*a-kwo'-it-e*) [*aquositas*, watery]. The state or condition of being watery.

**Aquila** (*ak-wul'-lah*) [L.]. A small aqueous collection. **A. cotunnii**, the perilymph, *q. v.*

**Arabic** (*ar'-ab-ik*) [*Ἀραβικός*, Arabic]. Of or pertaining to Arabia. **A. Acid**. See *Arabin*. **A. Gum**. See *Acacia*.

**Arabin** (*ar'-ab-in*) [*Ἀραβικός*, Arabic],  $(C_6H_{10}O_5)_2 + H_2O$ . Arabic Acid. A transparent, glassy, amorphous mass, an exudate from many plants, making a clear solution in water. It is the principal constituent of gum arabic. See *Carbohydrates*, *Table of*.

**Arabinose** (*ar'-ab-in-ös*) [*Ἀραβικός*, Arabic],  $C_5H_{10}O_5$ . One of the glucoses. Made from gum arabic on boiling with dilute  $H_2SO_4$ . It crystallizes in shining prisms that melt at  $100^\circ$ ; is slightly soluble in cold water, has a sweet taste, and reduces Fehling's solution, but is not fermented by yeast. See *Carbohydrates*, *Table of*.

**Arabis** (*ar'-ab-is*) [*Ἀραβικός*, Arabic]. A genus of cruciferous herbs; rock cresses, or wall cresses. **A. chinensis**, of Asia, and **A. sagittata** and **A. thaliana**, of Europe, are stimulant and stomachic. The seeds of some species yield an oil much like that of rape-seed. Unof.

**Arabite** (*ar'-ab-it*) [*Ἀραβικός*, Arabic],  $C_3H_{12}O_5$ . A substance formed from arabinose by the action of sodium amalgam. It crystallizes from hot alcohol in shining needles, melting at  $102^\circ$ . It has a sweet taste, but does not reduce Fehling's solution.

**Arabonic Acid** (*ar-ab-on'-ik*). See *Acid*.

**Arachis** (*ar'-ak-is*) [*ἄραχος*, a leguminous plant]. A genus of leguminous plants. **A. hypogæa**. See *Ground Nut*.

**Arachnidium** (*ar-ak-nid'-e-um*) [*ἀράχνη*, a spider]. In biology, the secreting spinning apparatus of spiders,



consisting of five kinds of glands, over one thousand in all, producing a secretion insoluble in water and with a nitrogenous basis, forming the fine, silky threads of the web.

**Arachnitis** (*ar-ak-ni'-tis*) [*ἀράχνη*, a spider's web; *ιτις*, inflammation]. Inflammation of the arachnoid membrane of the brain.

**Arachnoid** (*ar-ak'-noid*) [*ἀράχνη*, a spider's web; *ειδος*, form]. Resembling a web. **A. Cavity**, the space between the arachnoid membrane and the dura mater. **A. Membrane**, the delicate serous membrane of the brain and cord between the dura and pia mater. **Sub-arachnoid fluid**. See *Cerebro-spinal Fluid*.

**Arachnoidal** (*ar-ak'-noid'-al*) [*ἀράχνη*, a spider's web; *ειδος*, form]. Pertaining to the arachnoid.

**Arachnoiditis** (*ar-ak'-noid-i'-tis*). Same as *Arachnitis*.

**Arachno-pia** (*ar-ak'-no-pi'-ah*) [*ἀράχνη*, a spider's web; *pia*, fem. of *pilus*]. The arachnoid and the pia considered together.

**Arachnorrhinitis** (*ar-ak'-nor-in-i'-tis*) [*ἀράχνη*, spider; *ρις*, nose; *ιτις*, inflammation]. A disease of the nasal passages supposed to be due to the presence of a spider.

**Arachnotitis** (*ar-ak'-no-ti'-tis*) [*ἀράχνη*, spider; *οις*, ear; *ιτις*, inflammation]. Inflammation said to be caused by a spider in the auditory canal.

**Arack** (*ar'-ak*) [*Ind.*]. A spirituous liquor distilled from rice, dates, palm-sap, or cocoanut juice, used in Asia, etc.

**Aræometer** (*ar-e-om'-et-er*). See *Areometer*.

**Aræotic** (*ar-e-ot'-ik*). See *Areotic*.

**Aralia** (*ar-a'-le-ah*) [*L.*]. A genus of plants, order *Araliaceæ*, embracing several species, having aromatic, diaphoretic, and resolvent properties. Ginseng, wild sarsaparilla, petty morrel, and other plants esteemed in popular medicine belong here; few have active qualities of high value in any disease. Unof.

**Aran-Duchenne's Disease**. See *Diseases, Table of*.

**Aranæa Tela** (*ar-a'-ne-e te'-lah*). See *Cobweb*.

**Araneus** (*ar-a'-ne-us*) [*aranea*, a spider's web]. Full of webs; resembling a cobweb. **A. Membrane**, the arachnoid.

**Arantius, Bodies of**. See *Corpora*. **A., Canal of**. See *Canal*. **A., Duct of**. See *Duct*. **A., Nodules of**. See *Arantius, Bodies of*. **A., Valves of**. See *Vakvule arantii*. **A., Ventricle of**, a small cul-de-sac in the medulla oblongata.

**Arar** (*a'-rar*) [*Barbary*]. The tree *Callitris quadrivalvis* of N. W. Africa. It produces sandarac.

**Araroba** (*ar-ar-o'-bah*) [*Brazil*]. *Goa Powder*. An oxidation product of resin found deposited in the wood of the trunk of the *Andira araroba* of Brazil. Its active principle is *Chrysarobin* or *Chrysophanic acid*, *q. v.* It is largely used in skin affections.

**Arasa** (*ar-a'-sak*) [*S. Am.*]. The root of a plant native to Brazil and Uruguay. The active principle of the drug is found in the tuberosities of the root, especially in the bark, which is quite thick. In taste a decoction of the drug resembles that of cascarrilla. It is an excellent remedy in metrorrhagia, acting where hydrastis is ineffectual. No unpleasant secondary effects have been noted. Unof.

**Arbor** (*ar'-bor*) [*L.*]. A name for the arbor vitæ of the cerebellum. **A. Vitæ**, a term applied to the arborescent appearance of a section of the cerebellum, and also to a similar appearance of the folds of the interior of the cervix uteri. See *Thuja*.

**Arborization** (*ar-bor-is-a'-shun*) [*arbor*, a tree]. A form of nerve termination in which the nerve fibers are brought into contact with the muscle fiber by means of an expansion.

**Arbuscula** (*ar-bus'-ku-lah*) [*L.*]. A small shrub having the appearance of a diminutive tree.

**Arbutin** (*ar'-bu-tin*) [*arbutus*, the wild strawberry tree],  $C_{12}H_{16}O_7$ . A bitter glucosid obtained from *Uva ursi*, or bearberry. It is neutral, crystalline, and resolvable into glucose and hydroquinon. Arbutin is an efficient diuretic. Dose gr. xv-xxx. See *Uva ursi*.

**Arbutus** (*ar-but'-tus*) [*L.*]. A genus of ericaceous shrubs and trees. **A. menziesii**, the madroño of California, has an astringent bark, useful in diarrheas. Unof. **A. unedo**, the European arbutus, is astringent and narcotic. **A., Trailing**. See *Epigæa*.

**Arc** (*ark*) [*arcus*, a bow]. In craniometry, a measurement taken on the outside of the skull, following its curves. **A., Binauricular**, a measurement from the center of one auditory meatus to the other, directly upward across the top of the head. **A., Bregmatolambdoid**, a measurement along the sagittal suture. **A., Naso-bregmatic**, from the root of the nose to the bregma. **A., Naso-occipital**, measurement from the root of the nose to the lowest occipital protuberance.

**Arcanum** (*ar-ka'-num*) [*arcantum*, a secret]. A medicine whose composition is kept secret.

**Arcate** (*ar'-kât*) [*arcatus*, bow-shaped]. Bow-shaped; curved; arcuate.

**Arch** (*arch*) [*arcus*, a bow]. A term applied to the curved shape of several various parts of the body. **A. of Aorta**. See *Aorta*. **A., Branchial**, the cartilaginous arches that support the gills (branchiæ) of fishes. In the human fetus they are also present. See *Cleft*. **A. of Colon**. See *Colon*. **A. of Corti**, the arch that the pillars of the organ of Corti make over the basilar membrane of the cochlea. **A., Crural**. See *Poupart's Ligament*. **A. of Fallopius**, a name for the arch formed by Poupart's ligament. **A. Femoral**, same as *A. Crural*. **A., Palmar**, the arch formed by the radial artery in crossing the bones of the metacarpus. **A., Plantar**, the arch made by the external plantar artery. **A., Post-oral**, arches in the fetus, five in number, that develop into the lower jaw and throat. See *A., Branchial*. **A. of Pubes**, that part of the pelvis formed by the convergence of the rami of the ischia and pubes on each side. **A., Supra-orbital**, the curved and prominent margin of the frontal bone beneath the superciliary ridge, that forms the upper boundary of the orbit. **A. of a Vertebra**, the part of a vertebra formed of two pedicles and two laminae and enclosing the spinal foramen. **A., Zygomatic**, the arch formed by the malar and temporal bones.

**Archæocyte** (*ar'-ke-o-sit*) [*ἀρχαῖος*, ancient; *κύτος*, a hollow (a cell)]. In biology, one of the irregular ameboid cells—mesameboids—imbedded in a jelly-like matrix and occurring between the two primitive epithelia of the body, in the Porifera.

**Archæostoma, Archæostome** (*ar-ke-os'-to-mah*, *ar'-ke-o-stöm*). See *Archistome*.

**Archæus** (*ar-ke'-us*) [*ἀρχαῖος*, ancient]. In spagiric medicine, the invisible counterpart of the visible body; solar heat as a source of life.

**Archamœba** (*ark-am-e'-bah*) [*ἀρχή*, primitive; *ἀμοιβή*, change]. Hæckel's hypothetical progenitor of all amebæ and of all higher forms of life.

**Archamphiasier, or Archiamphiasier** (*ark-am-fe-as'-ter*, or *ar-ke-am-fe-as'-ter*) [*ἀρχή*, first; *ἀμφί*, around; *ἀστήρ*, star]. In biology, those amphiasiers concerned in the production of the polar globules.

**Archangelica** (*ark-an-jel'-ik-ah*) [*ἀρχαγγελικός*, archangel]. A genus of umbelliferous plants; *A. abropurpurea*, *officinalis*, and *sativa* afford *Angelica Root*, *q. v.*

**Archebiology** (*ar-ke-bi-ol'-o-je*) [*ἀρχή*, beginning; *βίος*, life; *λόγος*, discourse]. The study of the simplest or most primitive forms or beginnings of life.

**Archebiosis** (*ar-ke-bi-ol'-sis*) [*ἀρχή*, the beginning; *βίωσις*, life]. The theoretical origin of living organ-

isms from non-living matter. See *Generation*, *Spontaneous*; *Biogenesis*, and *Abiogenesis*.

**Archeeptoma** (*ark-ek-to'-mah*) [*ἀρχός*, anus; *ἐκ*, out; *πτῶμα*, a falling]. Prolapse of the rectum.

**Archegenesis** (*ark-e-jen'-es-is*). The same as *Archebiosis*.

**Archegonium** (*ark-e-go'-ne-um*) [*ἀρχή*, first; *γόνος*, race]. The female reproductive organ of the higher cryptogams.

**Archegony** (*ar-keg'-o-ne*) [*ἀρχιγονος*, first of a race]. The doctrine of spontaneous generation.

**Archenteric** (*ark-en-ter'-ik*) [*ἀρχή*, first; *έντερον*, intestine]. Relating to the archenteron.

**Archenteron** (*ark-en'-ter-on*) [*ἀρχή*, a beginning; *έντερον*, intestine]. In biology, the embryonic alimentary cavity. The entodermal sac of the gastrula; archigaster; coelenteron.

**Archepyon** (*ar-ke-pi'-on*) [*ἀρχή*, a beginning; *πύον*, pus]. Pus that has become caseated, or so thick that it does not flow. A term proposed by Roswell Park.

**Archespore**, **Archeporium** (*ar'-ke-spör, -e-um*) [*ἀρχή*, a beginning; *σπορά*, a seed]. In biology, the cells that give rise to the lining of the anther-cell and to the mother-cells of the pollen.

**Archesthetism** (*ark-es'-thet-izm*) [*ἀρχή*, first; *αἰσθάνεσθαι*, to perceive]. The doctrine that animal movements are primitively determined by sensibility or consciousness.

**Archet** (*ar-chet'* or *ar-sha'*) [Fr.]. A bow formerly used to operate the drill in lithotomy.

**Archetype** (*ar'-ke-tīp*) [*ἀρχή*, a beginning; *τύπος*, a type]. In comparative anatomy, an ideal type or form with which the individuals or classes may be compared. A standard type.

**Archhydra** (*ark-hi'-drah*) [*ἀρχή*, first; *ὑδωρ*, water]. A primitive polyp.

**Archiater** (*ar-ke-a'-ter*) [*ἀρχιατρός*, a chief physician]. The head physician in a court, as in that of Russia.

**Archiblast** (*ar'-ke-blast*) [*ἀρχή*, first; *βλαστός*, germ]. In embryology, the granular areola surrounding the germinal vesicle. It is composed of three layers, the outer, or *epiblast*, from which the skin and its adnexa, the nervous system, and the terminal portions of the alimentary canal are formed; the middle, or *mesoblast*, from which the epithelium of the genito-urinary organs and the smooth and striated muscle-tissue is derived; and the inner, or *hypoblast*, for the development of the epithelium of the respiratory tract and of the alimentary canal.

**Archiblastic** (*ar-ke-blas'-tik*) [*ἀρχή*, first; *βλαστός*, germ]. Derived or supposed to be derived from the archiblast. The parenchymatous elements are regarded as archiblastic.

**Archiblastoma** (*ar-ke-blas-to'-mah*) [*ἀρχή*, first; *βλαστός*, germ; *όμα*, a tumor: *pl.*, *Archiblastomata*]. Any tumor composed of archiblastic or parenchymatous elements, such as myoma, neuroma, papilloma, epithelioma, adenoma, carcinoma, etc.

**Archiblastula** (*ar-ke-blas'-tu-lah*) [*ἀρχή*, first; *βλαστός*, a germ or bud]. In embryology, a ciliated, vesicular morula, resulting from complete and regular yelk-division and by invagination forming the archigastrula.

**Archicercal** (*ar-ke-ser'-kal*) [*ἀρχή*, chief; *κέρως*, tail]. In biology, having the tail primitive, without fin-folds.

**Archicharp** (*ar'-ke-karp*) [*ἀρχή*, first; *καρπός*, fruit]. See *Ascogonium*.

**Archicytula** (*ar-ke-sil'-u-lah*) [*ἀρχή*, a beginning; *κύτος*, a cell]. A fertilized egg cell in which the nucleus is discernible.

**Archigaster** (*ar-ke-gas'-ter*) [*ἀρχή*, first; *γαστήρ*, belly]. The primitive, perfectly simple intestine; archenteron.

**Archigastrula** (*ar-ke-gas'-tru-lah*) [*ἀρχή*, beginning;

*γαστήρ*, belly]. The gastrula as it is observed in the most primitive types of animal development; called also bell-gastrula from its shape.

**Archigenesis** (*ar-ke-jen'-es-is*). See *Archebiosis*.

**Archil** (*ar'-kit*) [ME., *orchell*]. A coloring matter somewhat like litmus, chiefly obtained from the lichen, *Roccella tinctoria*; used for staining animal tissues. See *Conspectus of Pigments*, under *Pigment*.

**Archimonerula** (*ar-ke-mon-er'-u-lah*) [*ἀρχή*, first; *μονήρης*, single, solitary]. In embryology, a special name given by Haeckel to the monerula stage of an egg undergoing primitive and total cleavage.

**Archimorula** (*ar-ke-mor'-u-lah*) [*ἀρχή*, first; *μόρον*, a mulberry]. In embryology, the solid mass of cleavage cells, or mulberry mass, arising from the segmentation of an archicytula, and preceding the archiblastula and archigastrula.

**Archinephric** (*ar-ke-nef'-rik*) [*ἀρχή*, first; *νεφρός*, the kidney]. Pertaining to the archinephron.

**Archinephron** (*ar-ke-nef'-ron*) [*ἀρχή*, beginning; *νεφρός*, the kidney]. The primitive or embryonic stage of the kidney or renal apparatus.

**Archipin** (*ar-kip'-in*). See *Chibou*.

**Archipterygium** (*ar-kip-ter-ij'-e-um*) [*ἀρχή*, first; *πτερόν*, a wing]. In biology, a ground form, persisting in a few cases only, and representing the first and lowest stage of the skeleton of the anterior extremity of vertebrates.

**Archistome** (*ar'-kis-tōm*) [*ἀρχή*, first; *στόμα*, mouth]. The gastrula mouth or opening to the archenteron; blastoporus.

**Architis** (*ar-ki'-tis*) [*ἀρχός*, anus]. Proctitis; inflammation of the anus.

**Architroch** (*ar'-ke-trok*) [*ἀρχή*, first; *τροχός*, a disk]. The ciliated band about the mouth of a planula.

**Archocele** (*ar'-ko-sēl*, or *ar-ko-sēl'-ē*) [*ἀρχός*, anus; *κήλη*, hernia]. Rectal hernia.

**Archocystocolposyrinx**, or **Archocolpocystosyrinx** (*ar-ko-sis-to-kol-po-sir'-ingks*, or *ar-ko-kol-po-sis-to-sir'-ingks*) [*ἀρχός*, anus; *κύστις*, bladder; *κόλπος*, vagina; *σῦριγξ*, fistula]. Recto-vesico-vaginal fistula.

**Archometrum** (*ar-ko-met'-rum*) [*ἀρχός*, anus; *μέτρον*, measure]. A device for ascertaining the caliber of the anus, or for dilating its sphincters.

**Archoptoma** (*ar-kop-to'-mah*) [*ἀρχός*, anus; *πτῶμα*, a fall]. A prolapse of the rectum.

**Archoptotic** (*ar-kop-toi'-ik*) [*ἀρχός*, anus; *πτῶμα*, a fall]. Relating to archoptoma or archoptosis.

**Archoptosis** (*ar-kop-to'-sis*) [*ἀρχός*, anus; *πτῶσις*, a falling]. Rectal prolapse.

**Archorrhagia** (*ar-ko-ra'-je-ah*) [*ἀρχός*, anus; *ρήγνυσθαι*, to break out]. Rectal hemorrhage.

**Archorrhagic** (*ar-ko-raj'-ik*) [*ἀρχός*, anus; *ρήγνυσθαι*, to break out]. Relating to rectal hemorrhage.

**Archorrhœa** (*ar-ko-re'-ah*) [*ἀρχός*, anus; *ρεῖν*, to flow]. A discharge of blood or of any pathologic fluid from the anus.

**Archos** (*ar'-kos*) [*ἀρχός*, the anus]. The anus.

**Archostegnoma** (*ar-ko-steg-no'-mah*) [*ἀρχός*, anus; *στεγνύνειν*, to consolidate]. Archostenosis; a rectal stricture.

**Archostegnosis** (*ar-ko-steg-no'-sis*) [*ἀρχός*, anus; *στεγνύνειν*, a stopping]. A rectal stricture.

**Archostegnotic** (*ar-ko-steg-not'-ik*) [*ἀρχός*, anus; *στεγνύνειν*, a stopping]. Relating to a rectal stricture.

**Archostenosis** (*ar-ko-sten-o'-sis*) [*ἀρχός*, anus; *στενός*, narrow]. Stricture of the rectum.

**Archostenotic** (*ar-ko-sten-ot'-ik*) [*ἀρχός*, anus; *στενός*, narrow]. Relating to rectal stricture.

**Archosyrinx** (*ar-ko-sir'-ingks*) [*ἀρχός*, anus; *σῦριγξ*, a pipe]. 1. A syringe for the rectum. 2. Fistula in ano.



- Arciform** (*ar'-se-form*) [*arcus*, bow, arch; *forma*, form]. Bow-shaped; especially used to designate certain sets of fibers in the oblongata.
- Arctation** (*ark-ta'-shun*) [*arctatio*; *arctare*, to draw close together]. 1. Contraction or lessening of an opening or of the lumen of a canal. 2. Infibulation.
- Arctium** (*ark'-she-um*) [L.]. Burdock. See *Lappa*.
- Arctostaphylos** (*ark-to-staf'-il-os*). See *Uva ursi* and *Mananita*.
- Arcual** (*ar'-ku-al*) [*arcualis*, arched]. Arched; bent or curved.
- Arcuate** (*ar'-ku-āt*) [*arcuatio*, a bowing]. Arched; curved; bow-shaped.
- Arcuation** (*ar-ku-a'-shun*) [*arcuatio*, a bowing]. Curvature of any bone, as of the tibia or sternum; curvature of the vertebral column.
- Arcuatus** (*ar-ku-a'-tus*) [*arcus*, a bow]. Bent or curved in an arched form. **A. morbus**, a former name for jaundice.
- Arculus** (*ar'-ku-lus*) [dim. of *arcus*, a bow]. An arching support for bed-clothes.
- Arcus** (*ar'-kus*) [*arcus*, a bow]. A bow or arch. **A. dentalis**, the dental arch. **A. senilis**, in the old, the ring of fatty degeneration of the corneal tissue about the periphery. **A. zygomaticus**, the zygomatic arch.
- Ardent** (*ar'-dent*) [*ardere*, *ardens*, to burn]. Burning; fiery; glowing; accompanied by a sensation of burning. **A. Fever**, heat fever or thermal fever. **A. Spirits**, alcoholic liquors. See *Spiritus*.
- Ardor** (*ar'-dor*) [*ardor*, heat]. Violent heat, burning; applied to fevers and the sexual passion. **A. urinæ**, burning pain in the inflamed urethra during micturition.
- Area** (*a'-re-ah*) [*area*, an open space]. Any space with boundaries. **A. celsi**. See *Alopecia areata*. **A's.**, **Cohnheim's**, certain clear-cut areas seen in a transverse section of muscle-fiber. **A.**, **Crural**, a space at the base of the brain included between the pons and chiasm. **A. germinativa**, or *embryonic spot*, the oval germinating spot of the embryo. **A. opaca**, the opaque circle about the *A. pellucida*. **A. pellucida**, the light central portion of the *A. germinativa*. **A.**, **Postpontile**, the ventral aspect of the mesencephalon. **A. vasculosa**, the vascularization of the *A. opaca*.
- Areca Nut** (*ar'-ek-ah*). See *Betel*.
- Areane, Arekane** (*ar'-ek-ān*) [Malay]. An oily and volatile basic substance obtainable from areca nut; said to be a purgative and sialagogue, and to slow the pulse. Unof.
- Arecin** (*ar'-es-in*) [Sp., *areca*],  $C_{23}H_{26}N_2O$ . A brown-red coloring matter, obtained from areca nuts; areca red.
- Arecolin** (*ar'-el-ko-lin*) [Sp., *areca*],  $C_8H_{13}NO_2$ . A liquid alkaloid isolated from the seeds of *Areca catechu*. It is strongly alkaline, very soluble in water, alcohol, ether, or chloroform, and boils at  $220^\circ$  C. It is a powerful poison, affecting the heart similarly to muscarin. It has anthelmintic properties. Dose gr.  $\frac{1}{15}$ – $\frac{1}{10}$ .
- Arefaction** (*ar-e-fak'-shun*) [*arefactio*; *arefacere*, to make dry]. 1. Exsiccation or desiccation. The removal of the structural or constitutional water from a substance. 2. The drying of drugs before powdering them. 3. Dryness, as of the skin. 4. Withering, as of a paralyzed limb.
- Arena** (*ar'-el-nah*) [*arena*, sand]. 1. Brick-dust deposit from urine; gravel. 2. Sabulous matter; brain-sand.
- Arenaceous** (*ar-e-na'-se-us*) [*arenaceus*; *arena*, sand]. Of the nature of sand or gravel; sabulous.
- Arenation** (*ar-e-na'-shun*) [*arena*, sand]. A sand-bath. The application of hot sand to a limb or part of the body. See *Ammotherapy*.
- Areola** (*ar'-el-o-lah*) [dim. of *area*, an open space: *pl.*, *Areolæ*]. 1. The brownish space surrounding the nipple of the female breast. This is sometimes called *Areola papillaris*. A secondary areola, surrounding this, occurs during pregnancy. The pigmentation about the umbilicus is called the *umbilical areola*. 2. Any interstice or minute space in a tissue.
- Areolar** (*ar'-el-o-lar*) [*areola*, dim. of *area*, an open space]. Relating to or characterized by areolæ. **A. Tissue**, cellular tissue; connective tissue.
- Areolate, or Areolated** (*ar'-el-o-lāt*, or *ar'-el-o-la-ted*) [*areola*, dim. of *area*, an open space]. Marked or characterized by areolæ.
- Areometer** (*ar-e-om'-et-er*) [*ἀραιός*, thin, light; *μέτρον*, a measure]. An instrument for estimating the specific gravity or strength of liquids, especially alcoholic liquids.
- Areometry** (*ar-e-om'-et-re*) [*ἀραιός*, thin, light; *μέτρον*, a measure]. The use of the areometer; estimation of the specific gravity of fluids.
- Areotic** (*ar-e-ot'-ik*) [*ἀραιός*, thin]. 1. Attenuant; thinning the humors; increasing perspiration. 2. An attenuant remedy.
- Arethusa** (*ar-eth-u'-sah*) [*Ἀρέθουσα*, a fountain]. A genus of orchidaceous plants. **A. bulbosa**, of North America, has root-tubes that are popularly used as a material for poultices, and are said to form a useful application for toothache. Unof.
- Arevareva** (*ar-a-var-a'-vah*) [Tahitian]. A scaly skin-disease thought to be caused by the habitual use of the drug *Kava*, *q. v.* It is accompanied by eye-disease, with dimness of vision.
- Argal** (*ar'-gal*). See *Argol*.
- Argamblyopia** (*ar-gam-ble-o'-pe-ah*) [*ἀργός*, idle, disused; *ἀβλῶπια*, dim-sightedness]. Amblyopia due to disuse of the eye.
- Argamblyopic** (*ar-gam-ble-op'-ik*) [*ἀργός*, idle; *ἀβλῶπια*, dim-sightedness]. Affected with argamblyopia.
- Argand-lamp**. A form of lamp with a tubular wick.
- Argan-oil** (*ar'-gan-oil*) [Arab., *argān*]. An oil derived from the seeds contained in the fruit of the argan-tree. It is a good substitute for olive-oil.
- Argan-tree** (*ar'-gan-tre*) [Arab., *argān*]. The *Argania sideroxylon*, an evergreen tree of the N. W. of Africa, order *Sapotaceæ*; it yields a useful oil.
- Argel** (*ar'-gel*) [Syrian]. A plant, *Solenostemma argel*, of the eastern Mediterranean region; also its leaves, which are used to adulterate senna; also the *Gomphocarpus fruticosus*, of Africa, whose leaves are similarly employed. Unof.
- Argema** (*ar'-jem-ah*) [*ἀργεμα*, an ulcer: *pl.*, *Argemata*]. A white ulcer of the margin of the cornea, following phlyctenula.
- Argemone** (*ar-jem-o'-ne*) [*ἀργεμον*, an ulcer]. A genus of plants. **A. mexicana**, the horned or prickly poppy, a plant native to North America. It is said to have hypnotic qualities, and its seeds afford a purgative oil. Unof.
- Argentation** (*ar-jen-tū'-shun*) [*argentum*, silver]. Staining with a preparation of silver.
- Argentice** (*ar-jen'-tik*) [*argentum*, silver]. Pertaining to, or of the nature of silver. Containing silver as a univalent radical.
- Argentine** (*ar'-jen-tin*) [*argentum*, silver]. Containing or resembling silver.
- Argentum** (*ar-jen'-tum*) [L.: *gen.*, *Argenti*]. Silver.  $Ag = 108$ ; quantivalence, 1. A malleable and ductile metal of brilliant white luster. It tarnishes only in the presence of free sulphur, sulphur gases, and phosphorus. It is an excellent substance for vessels used in pharmacy and for sutures used in surgery. The following salts

are used: **A. cyanidum**, AgCN, used in the preparation of hydrocyanic acid. **A. iodidum**, AgI, sometimes used internally instead of **A. nitras**. Dose gr.  $\frac{1}{4}$ – $\frac{1}{2}$ . **A. nitras**, AgNO<sub>3</sub>, "nitrate of silver," argentic nitrate, "lunar caustic," a powerful astringent and an escharotic of moderate strength. It stains skin and other tissues black when applied in strength. In small doses it stimulates the heart and nerve centers. If too long continued, it leaves a slate-colored, insoluble deposit of silver under the skin (*Argyria*). Dose gr.  $\frac{1}{6}$ – $\frac{1}{2}$ . **A. nitras dilutus**, the mitigated caustic or *dilute stick* is fused with an equal weight of potassium nitrate. **A. nitras fusus**, "stick caustic." Contains four per cent. of silver chlorid. It is used locally. **A. oxidum**, Ag<sub>2</sub>O, explosive when treated with ammonia. Dose gr.  $\frac{1}{2}$ – $\frac{1}{2}$ . **A. vivum**, an old name for mercury or quicksilver.

**Argiamblyopia** (*ar-ge-am-ble-o'-pe-ah*) [*ἀργία*, disuse; *ἀμβλυωπία*, dim-sightedness]. See *Argamblyopia*.

**Argilla** (*ar-jil'-ah*) [*ἀργίλλος*, potter's clay]. White or potter's clay, alumina. See *Bole*.

**Argol** (*ar'-gol*) [*ἀργός*, white]. The impure tartar derived from wine. See *Tartar*.

**Argyll-Robertson Pupil**. See *Signs and Symptoms, Table of, and Pupil*.

**Argyll-Robertson's Operation**. See *Operations, Table of*.

**Argyria** (*ar-jir'-e-ah*) [*argentum*, silver]. A form of chloasma or discoloration of the skin and mucous membranes produced by the prolonged administration of nitrate of silver, the molecules of silver being deposited in much the same position as those of the natural pigment of the skin. It may be *general*, from internal administration, or *local*, from its local application.

**Argyriasis** (*ar-jir-i'-as-is*). See *Argyria*.

**Argyrosis** (*ar-jir-o'-sis*). Same as *Argyria*, *q. v.*

**Arhinia** (*ah-rin'-e-ah*) [*à priv.*; *ῥίς*, nose]. Congenital absence of the nose.

**Arrhythmia** (*ar-ith'-me-ah*). See *Arrhythmia*.

**Aricin** (*ar'-is-in*) [*Arica*, in Peru], C<sub>23</sub>H<sub>26</sub>N<sub>2</sub>O<sub>4</sub>. An alkaloid obtained from several varieties of cinchona bark.

**Ariditas** (*ar-id'-it-as*) [L., "dryness"]. A dried or withered condition of any part or organ.

**Aridura** (*ar-id-u'-rah*) [L.]. Dryness; a drying up, withering, or wasting of a part, or of the organism as a whole.

**Aril**, or **Arillus** (*ar'-il*, or *ar'-il-us*) [*aridus*, dry]. In biology, the accessory coat of certain seeds, growing from the funiculus, hilum, or placenta, as the mace of nutmegs.

**Arisema** (*ar-is-e'-mah*) [*ἄρον*, arum; *σημα*, a sign]. A genus of araceous herbs. **A. atrorubens**, the wild or Indian turnip, or Jack-in-the-Pulpit of Eastern N. America. Its corm is strongly stimulant and acrid, with emetic, expectorant, and sternutatory qualities. Other species have similar properties. Unof.

**Arista** (*ar-is'-tah*) [L.]. In biology, the awn or beard of certain flowers or animals.

**Aristate** (*ar-is'-tāt*) [*arista*, the awn or beard of grain]. In biology, awned. Tipped with a bristle.

**Aristol** (*ar'-is-tol*) [*ἄριστος*, best; *oleum*, oil], (C<sub>6</sub>H<sub>2</sub>-CH<sub>3</sub>OI.C<sub>3</sub>H<sub>7</sub>)<sub>2</sub>. Annidalin; Dithymol-iodid. An iodine compound used as a substitute for iodoform as an antiseptic dressing. It has the advantage of being odorless, and is used either in the powder form or as a five to ten per cent. ointment with vaselin or lanolin.

**Aristolochia** (*ar-is-to-lo'-ke-ah*) [*ἄριστος*, best; *λοχία*, the lochia]. A genus of exogenous herbs, many species of which have active medicinal qualities. **A. clematitis**, of Europe, has been used as a tonic, stimu-

lant, and diaphoretic. **A. cymbifera**, of S. America, furnishes a part of the drug called *Guaco* (*q. v.*), and is a good tonic and stimulant. **A. serpentaria** (see *Serpentaria*) is at present more used in medicine than any other species.

**Aristolochic** (*ar-is-to-lo'-kik*) [*ἄριστος*, best; *λοχία*, the lochia]. 1. Having the property of expelling the placenta, or of exciting or promoting the lochial discharge. 2. A medicine used for expelling the secundines or for exciting the lochial flow.

**Aristolochin** (*ar-is-to-lo'-kin*) [*ἄριστος*, best; *λοχία*, the lochia]. A bitter principle found in Virginia snake-root. See *Serpentaria*.

**Aristotle's Experiment**. The double feeling experienced by the fingers when a single pebble is placed between the crossed fingers of one hand.

**Aristulate** (*ar-is'-tu-lāt*) [*aristula*, dim. of *Arista*, awn or beard of grain]. In biology, having a short awn.

**Arithmomania** (*ar-ith-mo-ma'-ne-ah*) [*ἀριθμός*, a number; *μανία*, madness]. An insane anxiety with regard to the number of things that fall under the observation. Sometimes it consists in constant or uncalled-for counting, either of objects or in mere repeating of consecutive numbers.

**Arlt-Jaesche's Operation**. See *Operations, Table of*.

**Arlt's Ointment**. An ointment containing grs. viiss of belladonna to 3j¼ of blue ointment, for use in blepharospasm.

**Arlt's Operation**. See *Operations, Table of*.

**Arm** (*arm*) [*armare*, to arm]. 1. That part of the upper extremity from the shoulder to the wrist. 2. That portion of the stand connecting the body or tube of a microscope to the pillar.

**Armadillo** (*ar-ma-dil'-o*) [Sp., dim. of *armado*, armed]. A trade-name for a proprietary arrangement of plates, straps, and buckles worn upon the person for its alleged electric effects.

**Armamentarium** (*ar-ma-men-ta'-re-um*) [L., an arsenal]. The outfit of medicines or instruments of the physician or surgeon.

**Armarius** (*ar-ma'-re-um*) [L.]. See *Armamentarium*.

**Armature** (*ar'-mat-chür*) [*armatura*, equipment]. A mass of soft iron at the extremity of a magnet. Also, the core of iron around which coils of insulated wire are wound or disposed.

**Arma urticaria** (*ar'-mah er-tik-a'-re-ah*) [L.]. The urticating weapons of *Calenterates*.

**Arm-chair**, **Charcot's**. See *Shaking Cure*.

**Armed Tape-worm**. See *Tenia solium*.

**Armenian** (*ar-me'-ne-an*) [Armenia]. Of or belonging to Armenia. **A. Blue**. Same as *Ultramarine*.

**A. Bole**, a reddish, unctuous earth or clay formerly much used in medicine, now used in tooth-powders and in veterinary practice. It is absorbent and astringent.

**Armilla** (*ar-mil'-ah*) [*armilla*, a bracelet, ring]. 1. In biology, the annular ligament of the wrist; a colored ring on the tibia of a bird or the plaited frill on the stipe of certain mushrooms. 2. The Gasserian ganglion.

**Armpit** (*arm'-pit*) [*armus*, shoulder; *puteus*, a well]. The axilla.

**Armus** (*ar'-mus*) [*armus*, ἄμωός, the shoulder]. The arm, or the arm and shoulder.

**Army Itch** (*ar'-me itch*). A distressing chronic form of itch prevalent in the United States at the close of the civil war. The itching was intense. The eruption was seen especially on the arms, forearms, chest, abdomen, and lower extremities, particularly on the ulnar side of the forearm and inner aspect of the thigh. It resembled prurigo associated with vesicles, pustules, and eczema.



**Arnandon Green.** Same as *Mittler's Green*.

**Arnatto** (*ar-nat'-ō*). See *Annotto*.

**Arnica** (*ar'-nik-ah*) [L.; *gen.*, *Arnica*]. A genus of composite-flowered plants. The name in medicine denotes the plant commonly known as "Leopard's bane," *A. montana*. Both flowers and roots are used in medicine. Its properties are probably due to an alkaloid, *trimethylamin*,  $C_3H_9N$ . In small doses it is a cardiac stimulant; in larger doses a depressant. In toxic doses it frequently causes death. It is a popular remedy, when locally applied, for sprains, bruises and surface wounds, and is valuable also in typhus and typhoid fevers as an antipyretic. **A.**, **Emplastrum**, contains ext. of root 33, resin plaster 67 parts. **A.**, **Ext. Radicis**. Dose gr. j-iiij. **A.**, **Ext. Rad. Fld.** Dose  $\mathfrak{m}$ v-xx. **A.**, **Infusum**, 20 parts flowers, 100 parts water. Superior to the tincture for local use. **A.**, **Tinct.**, 20 per cent. Dose  $\mathfrak{m}$ v-xxx. **A.**, **Tinct. Rad.**, 10 per cent. Dose  $\mathfrak{m}$ v-xxx. *Trimethylamin*, (unof.). Dose gr. ij-iiij in syrup. **Arnicae flores**, arnica flowers. **Arnicae radix**, the root of arnica.

**Arnican** (*ar'-nis-in*) [*arni'-a*],  $C_{20}H_{30}O_4$ . A brownish, bitter glucosid extracted from the flowers of *Arnica montana*.

**Arnold's Convolution.** See *Convolutions*, Table of. **A. Fold**, *calvula lachrymalis superior*, a fold of the mucous membrane seen in the lachrymal sac. **A. Ganglion.** See *Ganglia*, Table of. **A. Nerve.** See *Nerves*, Table of. **A. Plexus.** See *Plexus*.

**Arnott's Method.** See *Treatment*, Methods of. **A. Mixture.** See *Frigorific Mixture*. **A. Ventilator.** See *Ventilation*.

**Aroma** (*ar-ō'-mah*) [*ἀρώμα*, spice]. The volatile fragrant or odorous emanation of certain vegetable substances.

**Aromatic** (*ar-o-mat'-ik*) [*ἀρώμα*, spice]. 1. Having a spicy odor. 2. A substance characterized by a fragrant, spicy taste and odor, as cinnamon, ginger, the essential oils, etc. A stimulant to the gastro-intestinal mucous membrane. 3. A qualification applied to a series of carbon compounds originating from a nucleus composed of six carbon-atoms,  $C_6H_6$ . Their stability is relatively great as compared to the fatty bodies. **A. Acids**, those of the benzin-group of hydrocarbons. **A. Compound**, any benzyl-derivative. **A. Fld. Ext.**, aromatic powder 100, alcohol q. s. **A. Group**, a series of hydrocarbons having the composition  $C_{10}H_{16}$ . **A. Powder.** See *Cinnamomum*. **A. Vinegar**, any mixture of aromatic oils with vinegar. It is used as a stimulating agent. See *Acetum*.

**Aromin** (*ar-ō'-min*) [*ἀρώμα*, spice]. An alkaloid obtainable from urine, after creatinin, etc., have been removed from the mother-liquor. When heated it emits a fragrant odor.

**Arquatus** (*ar-kwa'-tus*) [L., a rainbow]. Showing several colors. **A. morbus**, an old name for jaundice, from the discoloration of the skin; rainbow disease.

**Arrack** (*ar'-ak*) [Ind.]. Any alcoholic liquor is called arrack in the East, but arrack proper is a liquor distilled from toddy, malted rice, or dates.

**Arrak** (*ar'-ak*). See *Arrack*.

**Arrector** (*ar-ek'-tor*) [L., an erector]. A name applied to certain muscles. **A. pili Muscle**, a fan-like arrangement of a layer of smooth muscular fibers surrounding the hair follicle, whose contraction erects the follicle and produces *cutis anserina* or "goose-skin."

**Arrest** (*ar-est'*) [*ad*, to; *restare*, to withstand]. Stoppage, detention. **Arrested development**, is when an organ or organism fails in its normal evolution, stopping at the initial or intermediate stages of the

process. **Arrested head**, when in parturition the child's head is hindered but not impacted in the pelvic cavity.

**Arrestation** (*ar-es-ta'-shun*). Same as *Arrest*.

**Arrhea** (*ah-re'-ah*) [*ā* priv.; *ῥοια*, a flow]. The cessation or suppression of any discharge.

**Arrhenotocia** (*ar-en-o-to'-se-ah*) [*ἄρρην*, male; *τόκος*, a bringing forth]. A form of parthenogenesis in which without coitus male eggs are deposited, as in bees.

**Arrhinia** (*ah-rin'-e-ah*). Same as *Arrhinia*.

**Arrhizous** (*ah-ri'-zus*) [*ā* priv.; *ρίζα*, a root]. In biology, destitute of roots or rhizoids, as parasitic plants, certain mosses, hepaticæ, etc.

**Arrhythmia** (*ah-rith'-me-ah*) [*ā* priv.; *ῥυθμός*, rhythm]. Absence of rhythm; chiefly used in the expression *arrhythmia cordis*, denoting irregularity or lack of rhythm in the heart's action. See *Cardiac Rhythm*.

**Arrhythmic** (*ah-rith'-mik*) [*ā* priv.; *ῥυθμός*, rhythm]. Without rhythm; irregular.

**Arrhythmous** (*ah-rith'-mus*). See *Arrhythmic*.

**Arrhythmia** (*ah-rith'-me*). Same as *Arrhythmia*.

**Arrow-poison** (*ar'-o-poi'-zun*). See *Curare* and *Guanamaco*.

**Arrowroot** (*ar'-o-root*) [ME., *arow*; *route*]. A kind of starch derived from *Maranta arundinacea* of the West Indies, Southern States, etc. It is a popular remedy for diarrhea, and is widely used as a food. Many other starchy preparations are sold as arrowroot.

**Arsenate**, or **Arseniate** (*ar'-sen-āt*, *ar-se'-ne-āt*) [*arsenium*]. Any salt of arsenic acid. **Ferrous arseniate**, arseniate of iron, sparingly used in medicine: it is the *ferri arsenias* of the B. P. It is a tasteless, greenish powder, combining the effects of iron and arsenic; used largely in anemia and skin diseases. Dose gr.  $\frac{1}{16}$ - $\frac{1}{2}$ .

**Arseniasis** (*ar-sen-i'-as-is*). Same as *Arsenism*.

**Arsenic**, **Arsenicum**, or **Arsenum** (*ar'-sen-ik*, *arsen'-ik um*, or *ar-se'-num*). As = 75; quantivalence 111, v. A non-metal having a metallic luster and crystalline structure. In small doses it is a stomachic and general tonic, promoting appetite and cardiac action, and stimulating mental activity. It is of great value in irritative dyspepsia, and is sometimes used internally to blanch and clear the skin. In larger doses it creates skin-eruptions and behaves as a violent corrosive poison, acting with cumulative effect. Externally, it is a powerful escharotic, used in cancer. Only the salts and oxids are used in medicine. **A. acid.**, arsenous acid, white arsenic, "ratsbane,"  $As_2O_3$ . Dose gr.  $\frac{1}{10}$ - $\frac{1}{15}$ . **A.**, **acid**, **liquor**. (*Liq. arsenici hydrochlorici*, B. P.), a 1 per cent. solution of the acid in hydrochloric acid and distilled water. Dose  $\mathfrak{m}$ ij-x. **Ferri arsenas**,  $Fe_3As_2O_8$ . Dose gr.  $\frac{1}{16}$ - $\frac{1}{2}$ . **Liq. Arsenici hydrochlor.** (B. P.). Dose  $\mathfrak{m}$ ij-viiij. **Potassii arsenit.**, **Liq.** (*Liquor Arsenicalis*, B. P.). Fowler's solution, contains A. acid 1, potass. bicarbonate 1, comp. tinct. lavender 3, and distilled water q. s. *ad* 100 parts. Dose  $\mathfrak{m}$ ij-x. **Sodii arsenas**,  $Na_2HASO_4 \cdot 7H_2O$ . Dose of the dried salt gr.  $\frac{1}{24}$ - $\frac{1}{12}$ . **Sodii arsenat.**, **Liq.**, Pearson's solution. Dose,  $\mathfrak{m}$ ij-xv. **A. iodd.**,  $AsI_3$ . Dose gr.  $\frac{1}{20}$ - $\frac{1}{2}$ . **A. et hydrargyri iod.**, **Liq.**, liquor of the iodd of arsenic and mercury, Donovan's solution, contains A. iodd 1, mercuric iodd 1, distilled water 100 parts. Dose  $\mathfrak{m}$ ij-x. **A. bromas**,  $AsBr$ , valuable in diabetes. Dose gr.  $\frac{1}{30}$ . **A. brom.**, **Liq.**, Clemens' solution, a one per cent. solution of the arsenite of bromin. Dose  $\mathfrak{m}$ j-iv. The tests for arsenic are Fleitmann's, Marsh's, and Reinsch's, for which see *Tests*, Table of.

**Arsenical** (*ar-sen'-ik-al*) [*arsenum*, arsenic]. Pertaining to arsenic. **A. Devitalizing Fiber**, used

in places where pastes would be dangerous, from leakage.

- ℞. Absorbent cotton (cross-cut fine)  
 Arsenous oxid, gr. v  
 Acetate of morphin, gr. x  
 Oily carboic acid, q. s., to very thin paste.  
 Saturate cotton with paste and dry.

**A. Paste** (*Pâte Arsenicale*), a French composition, used as application for destroying the pulps of decayed teeth.

- ℞. Arsenous oxid, gr. v  
 Acetate of morphin, gr. x  
 Mull in mortar; moisten cotton pellet in either oil of cloves, eugenol, oily carboic acid, or dental aconite, and dip into powder. See also *Frère Cœur*.

**Arsenicalism** (*ar-sen'-ik-al-izm*). Same as *Arsenism*.

**Arsenicism** (*ar-sen'-is-izm*). Same as *Arsenism*.

**Arsenicophagy** (*ar-sen-ik-off'-a-jē*) [*arsenum*, arsenic; *φαγείν*, to eat]. The habitual eating of arsenic.

**Arsenism** (*ar'-sen-izm*) [*arsenum*, arsenic]. Chronic arsenical poisoning; arsenicalism.

**Arsenite** (*ar'-sen-it*) [*arsenum*, arsenic]. Any salt of arsenous acid.

**Arsenization** (*ar-sen-iz-a'-shun*) [*arsenum*, arsenic]. Treatment with arsenical remedies.

**Arsenoblast** (*ar-sen'-o-blast*) [*ἀρσεν*, male; *βλαστός*, germ]. In biology, the male element of the sexual cell, capable of multiplication by division; the opposite of the *thelyblast* or female element.

**Arsenous**, or **Arsenious** (*ar'-sen-us*, *ar-se'-ne-us*) [*arsenum*, arsenic]. Containing arsenic. **A. Acid**. See *Arsenic*.

**Arse-smart** (*ars'-smart*). See *Polygonum hydropiper*.

**Arsins** (*ar'-sinz*) [*arsenum*, arsenic]. Peculiar volatile arsenical bases found by Selmi to be produced by the contact of arsenous acid and albuminous substances.

**Arsonium** (*ar-so'-ne-un*) [*arsenum*, arsenic; *ammonium*],  $\text{AsH}_4^+$ . A univalent radical in which arsenic replaces the nitrogen of ammonium.

**Arsura** (*ar-sul'-rah*) [L., a "burn"]. An old name for gonorrhea.

**Art** (*art*) [*ars*, *artis*, skill]. Skill; dexterity. **A.**, Dental, the application of the rules of dental surgery to the treatment of the diseases of the teeth and the replacement of the loss of those organs.

**Artanthe** (*ar-tan'-the*) [L.]. A genus of piperaceous plants. **A. elongata**, the plant that affords the drug *Matico*, *q. v.* It is a vine of the pepper family, a native of Peru.

**Artefact** (*ar'-te-fakt*). See *Artifact*.

**Artemisia** (*ar-tem-is'-e-ah*) [*Ἀρτεμις*, the goddess Diana]. A genus of plants of the order *compositæ*.

**A. abrotanum**, southern wood, is stimulant, tonic, and vermifuge, and is popularly used as a vulnerary. It is similar in properties to wormwood. Dose of fld. ext.  $\text{m}_x$ -xx. Unof. **A. absinthium**. See *Absinthe*.

**A. maritima** affords pure *Wormseed*, *q. v.* **A. vulgaris**, mugwort, is a popular remedy in various diseases.

**Arteria** (*ar-te'-re-ah*) [*ἀρτερία*, the trachea]. Hollow tubes. The plural was applied to the bronchial tubes. The ancients supposed these filled with vital spirit during life. See *Artery*.

**Arteriac** (*ar-te'-re-ak*) [*ἀρτερία*, the trachea]. 1. Pertaining to the trachea, or to the arteries. 2. A remedy used in diseases of the trachea or of the arteries.

**Arteriagra** (*ar-ter-e-a'-grah*) [*ἀρτερία*, trachea; *ἄγρᾱ*, a seizure]. Neuralgia of an artery.

**Arterial** (*ar-te'-re-al*) [*ἀρτερία*, the trachea]. Pertaining to an artery.

**Arterialization** (*ar-te-re-al-iz-a'-shun*) [*ἀρτερία*, the trachea]. The process of making or becoming arte-

rial; the change from dark, venous blood into that which is bright-red, as in the arteries.

**Arteriactia** (*ar-te-re-ark'-te-ah*) [*ἀρτερία*, trachea; *arctus*, bound]. Constriction or stenosis of an artery.

**Arteriectasis** (*ar-te-re-ek'-tas-is*) [*ἀρτερία*, trachea; *ἐκτασις*, a stretching out]. Arterial dilatation.

**Arteriectopia** (*ar-te-re-ek-to'-pe-ah*) [*ἀρτερία*, trachea; *ἐκτοπος*, out of place]. Displacement or abnormality in the course of an artery.

**Arterin** (*ar'-ter-in*) [*ἀρτερία*, trachea]. Hoppe-Seyler's term for the arterial blood-pigment as contained in the corpuscles.

**Arterioarctia** (*ar-te-re-o-ark'-te-ah*). See *Arteriactia*.

**Arterio-capillary** (*ar-te-re-o-kap'-il-a-re*) [*ἀρτερία*, trachea; *capillus*, a hair]. Pertaining to arteries and capillaries. **A. Fibrosis**, the undue augmentation, or abnormal preponderance, of connective-tissue elements in the walls of capillaries and arteries.

**Arteriodiastasis** (*ar-te-re-o-di-as'-tas-is*) [*ἀρτερία*, trachea; *διάστασις*, separation]. The retraction of the two ends of a divided artery.

**Arterio-fibrosis** (*ar-te-re-o-fi-brō'-sis*) [*ἀρτερία*, trachea; *σῖβρα*, a fiber]. A term applied to the condition of the arterial capillaries in chronic interstitial disease.

**Arteriogram** (*ar-te'-re-o-gram*). See *Sphygmogram*.

**Arteriograph** (*ar-te'-re-o-graf*) [*ἀρτερία*, trachea; *γράφειν*, to record]. A form of sphygmograph.

**Arteriography** (*ar-te-re-og'-ra-fē*) [*ἀρτερία*, trachea; *γράφειν*, a writing]. 1. A description of the arteries. 2. The graphic representation of the pulse-waves or of the arterial blood-current.

**Arteriola** (*ar-te-ri'-o-lah*) [L.: *pl.*, *Arteriola*]. An arteriole.

**Arteriola Rectæ** (*ar-te-re-o'-le rek'-te*) [L.]. The small blood-vessels that supply the medullary pyramids of the kidneys.

**Arteriole** (*ar-te'-re-ōl*) [*arteriola*]. A very small artery.

**Arteriology** (*ar-te-re-ol'-o-jē*) [*ἀρτερία*, trachea; *λόγος*, science]. The science of the arteries; the anatomy, physiology, and pathology of the arteries.

**Arteriomalacia** (*ar-te-re-o-mal'-se-ah*) [*ἀρτερία*, trachea; *μαλακία*, softness]. The softening of an artery.

**Arteriopathy** (*ar-te-re-op'-a-the*) [*ἀρτερία*, trachea; *πάθος*, illness]. Any disease of an artery or of arteries.

**Arteriophlebotomy** (*ar-te-re-o-φle-bot'-o-me*) [*ἀρτερία*, trachea; *φλέψ*, a vein; *τέμνειν*, to cut]. Local blood-letting.

**Arterioplania** (*ar-te-re-o-pla'-ne-ah*) [*ἀρτερία*, trachea; *πλανῶσθαι*, to wander]. Deviation or tortuousness in the course of an artery.

**Arterio-renal** (*ar-te-re-o-re'-nal*) [*ἀρτερία*, trachea; *ren*, the kidney]. Pertaining to the renal blood-vessels.

**A. Disease**, a pathologic condition of middle life characterized by an early stage of renal cirrhosis due primarily to vascular lesions. Its symptoms are mainly high vascular tension, albuminuria, and tendency to apoplectic seizures.

**Arteriorrhagia** (*ar-te-re-or-a'-je-ah*) [*ἀρτερία*, trachea; *ῥήγνυσθαι*, to break forth]. Arterial hemorrhage.

**Arteriorrhexis** (*ar-te-re-or-eks'-is*) [*ἀρτερία*, trachea; *ῥήξις*, a bursting]. Rupture of an artery.

**Arteriosclerosis** (*ar-te-re-o-skle-ro'-sis*) [*ἀρτερία*, trachea; *σκληρός*, hard]. The hardening of the walls of an artery, and especially of the intima. See *Endarteritis*.

**Arterio-sclerotic** (*ar-te-re-o-skle-rot'-ik*) [*ἀρτερία*, trachea; *σκληρός*, hard]. Pertaining to arteriosclerosis.

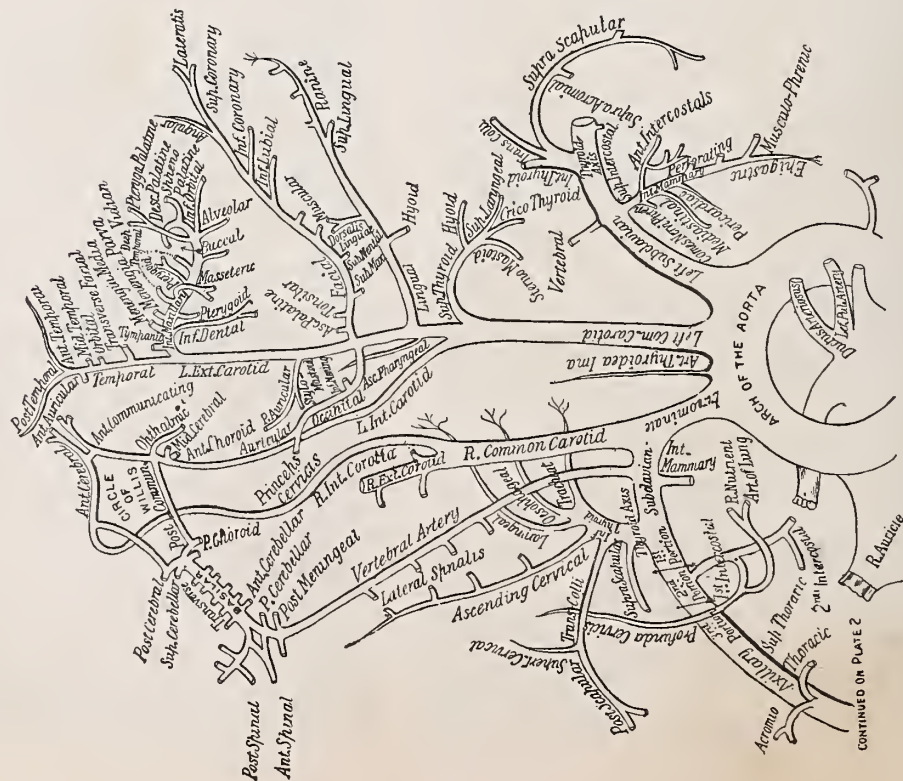
**A. Kidney**. See *Bright's Disease*.

**Arteriosity** (*ar-te-re-os'-il-e*) [*ἀρτερία*, trachea]. The quality of being arterious, or arterial.

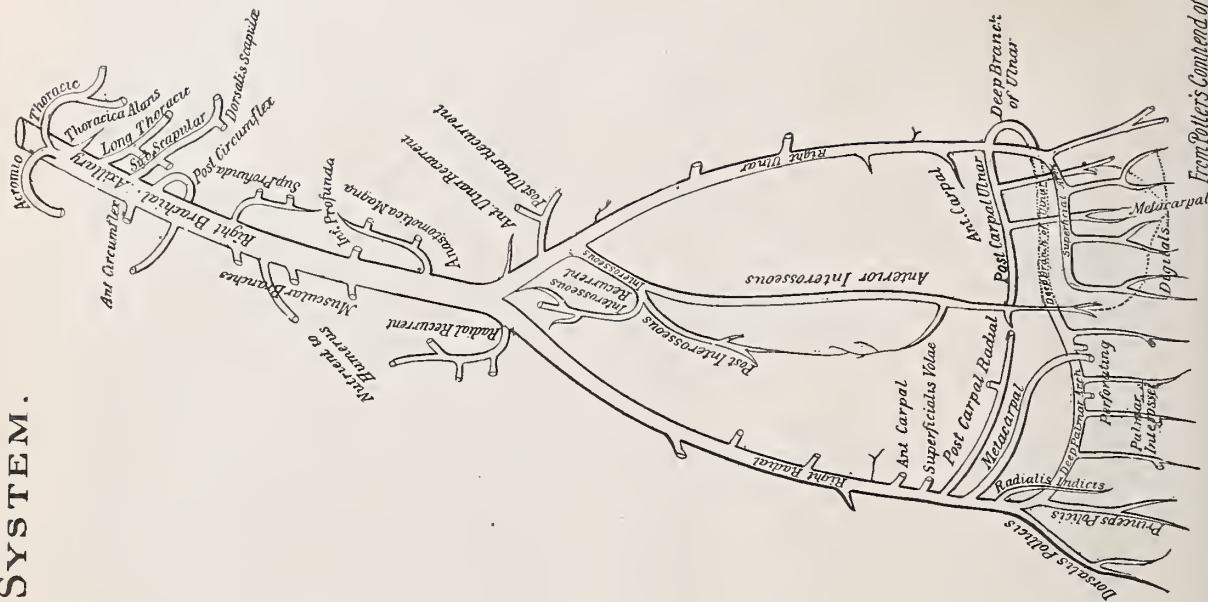


# THE ARTERIAL SYSTEM.

Schema for Head and upper extremity.

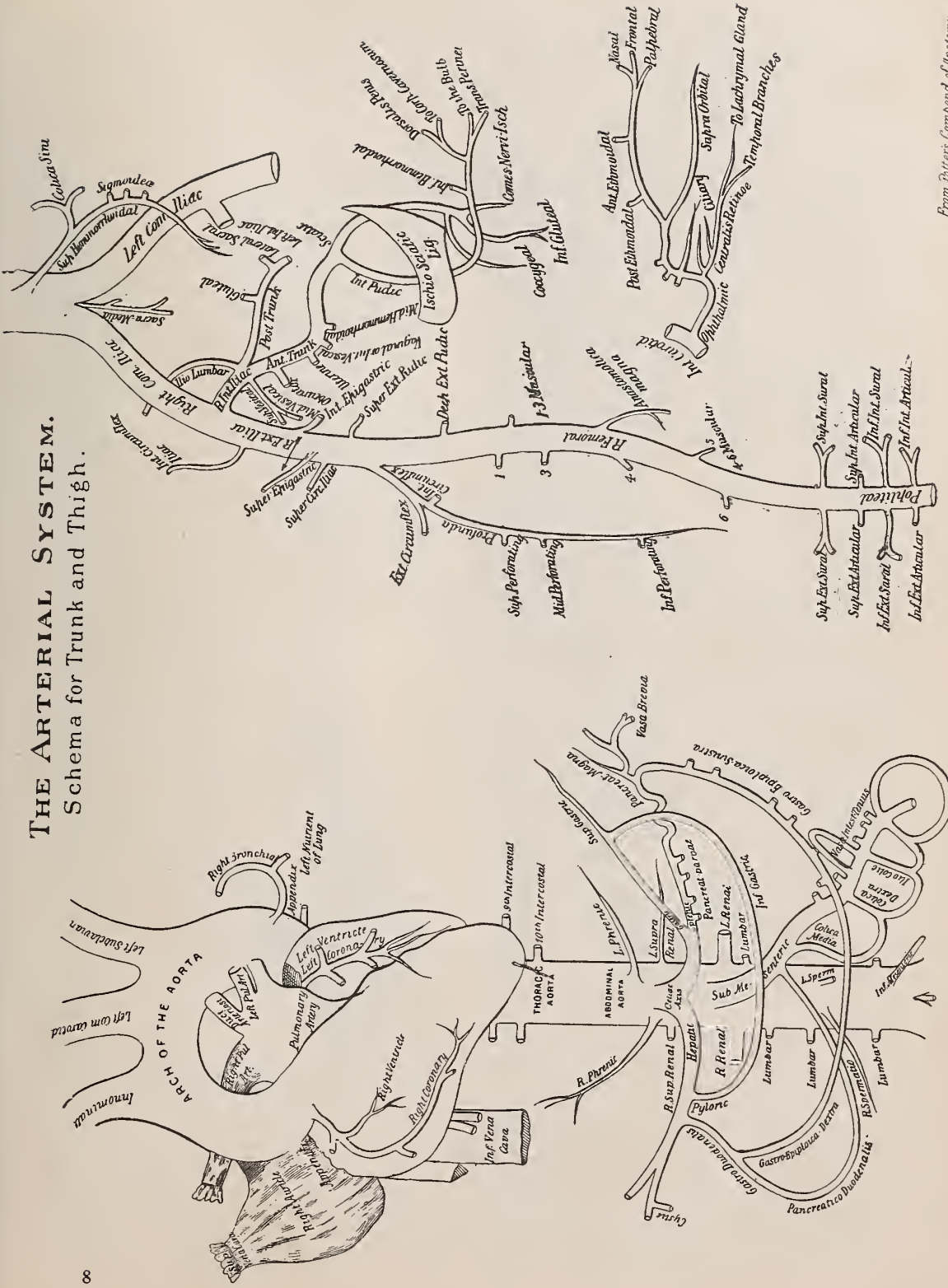


CONTINUED ON PLATE 2



From Pottery's Compend of Anatomy

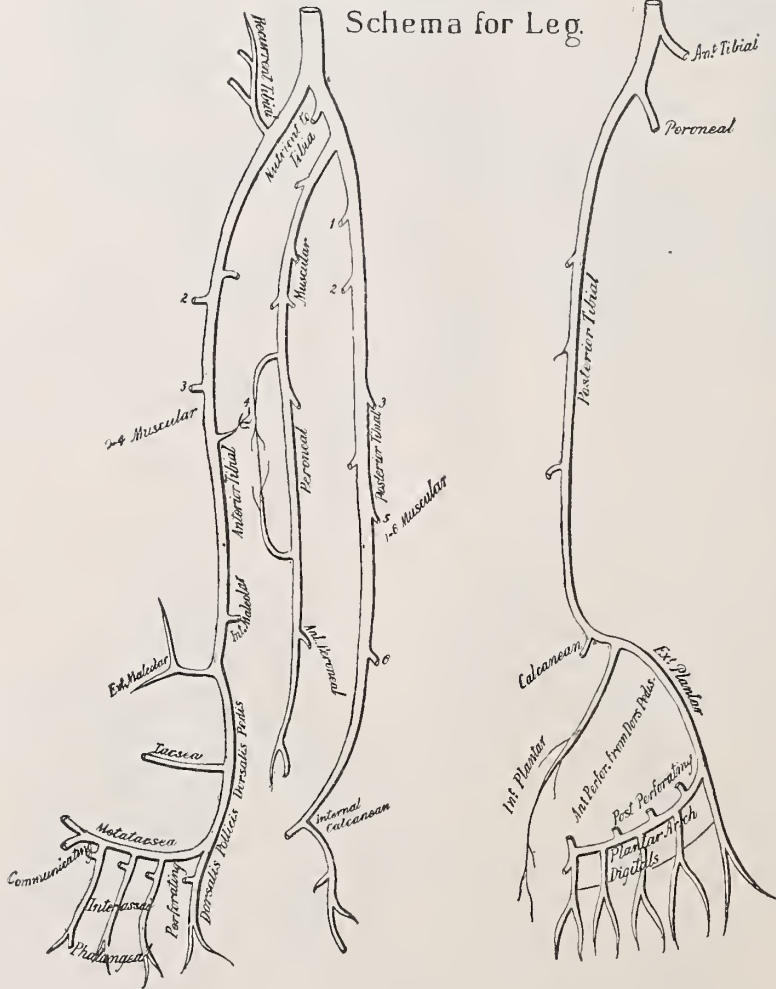
# THE ARTERIAL SYSTEM. Schema for Trunk and Thigh.





## THE ARTERIAL SYSTEM

Schema for Leg.



From Foster's Compend of Anatomy.

**Arteriostenosis** (*ar-te-re-o-ste-no'-sis*) [*ἀρτερία*, trachea; *στενός*, narrow]. The narrowing of the caliber of an artery in any part.

**Arteriotrepsis** (*ar-te-re-o-strep'-sis*) [*ἀρτερία*, trachea; *στρέψω*, a twisting]. The twisting of an artery for the purpose of staying a hemorrhage.

**Arteriotome** (*ar-te'-re-o-tōm*) [*ἀρτερία*, trachea; *τέμνειν*, to cut]. A knife for use in arteriotomy.

**Arteriotomy** (*ar-te-re-o'-o-me*) [*ἀρτερία*, trachea; *τέμνειν*, to cut]. 1. The cutting or opening of an artery, as for the purpose of letting blood. 2. Dissection or anatomy of the arteries.

**Arterious** (*ar-te'-re-us*) [*ἀρτερία*, trachea]. Relating to anatomy or to the arteries; arterial.

**Arterio-venous** (*ar-te-re-o-ve'-nus*) [*ἀρτερία*, trachea; *vena*, vein]. Both arterial and venous; involving an artery and a vein, as an arterio-venous aneurysm.

**Arterio-version** (*ar-te-re-o-ver'-shun*) [*ἀρτερία*, trachea; *vertere*, to turn]. Weber's method of arresting hemorrhage by turning vessels inside out by means of an instrument called the *arterio-verter*.

**Arterio-verter**. See *Arterioversion*.

**Arteritis** (*ar-te-ri'-tis*) [*ἀρτηρία*, trachea; *ιτις*, inflammation]. Inflammation of an artery. The *acute form*, always local, is generally consecutive to trauma, thrombosis, or embolism, and may be purulent in character, and attended with ulceration; the *chronic*, more properly *Endarteritis*, *q. v.*, arterial sclerosis, leading to *atheroma* or *atheromatous changes*, is a frequent disease of the aged. **A. deformans**, the result of atheromatous changes producing crumpling or irregularities of the walls. See *Chronic Endarteritis*. **A. obliterans**, great inflammatory development of the endothelium of an artery, resulting in obliteration of the lumen by thrombosis. See *Endarteritis obliterans*.

**Artery** (*ar'-ter-e*) [*arteria*; *ἀρτηρία*, trachea]. Arteries are the tube-like vessels through which the blood is propelled by the heart to the peripheral organs. They end in arterioles and capillaries. They are composed of three layers: the outer, or *tunica adventitia*; the middle, or *tunica media*, the muscular coat; the internal, or *intima*, composed of nucleated endothelial cells, connective and elastic tissue. **A. Terminal**, an artery whose branches do not form anastomoses with other arteries. A table of the arteries is appended.

**Arthragra** (*ar-thra'-grah*) [*ἄρθρον*, a joint; *ἄγρα*, seizure]. Gout.

**Arthral** (*ar'-thral*) [*ἄρθρον*, a joint]. Articular; relating to an arthron.

**Arthralgia** (*ar-thral'-je-ah*) [*ἄρθρον*, a joint; *ἄλγος*, pain]. Pain in a joint; gout; arthritis; rheumatism.

**Arthralgic** (*ar-thral'-jik*) [*ἄρθρον*, a joint; *ἄλγος*, pain]. Relating to arthralgia.

**Arthrectomy** (*ar-threk'-to-me*) [*ἄρθρον*, a joint; *ἐκτομή*, a cutting out]. Surgical excision of a joint.

**Arthrelcosis** (*ar-threl'-ko'-sis*) [*ἄρθρον*, a joint; *ἔλκος*, ulceration]. Ulceration of a joint.

**Arthremia** (*ar-thre'-me-ah*) [*ἄρθρον*, a joint; *αἷμα*, blood]. A congested condition of a joint.

**Arthrempyema** (*ar-threm-pi'-e'-mah*) [*ἄρθρον*, a joint; *ἐμπύημα*, suppuration]. Suppuration or abscess of a joint.

**Arthrempyesis** (*ar-threm-pi'-e'-sis*). See *Arthroem-pyesis*.

**Arthritic** (*ar-thrit'-ik*) [*ἄρθρον*, a joint]. Relating to arthritis or to gout.

**Arthritis** (*ar-thrit'-tis*) [*ἄρθρον*, a joint; *ιτις*, inflammation]. Inflammation of a joint. **A. chlorotica**. Synonym of *Enteritis pseudomembranous*. **A. deformans**, chronic inflammation of a joint with deformity; rheumatoid arthritis. **A. fungosa**, scrofulous or tubercular disease of the joints; white swelling. **A. pauperum**. Synonym of *Rheumatoid arthritis*. **A. proliferating**. See *A. deformans*. **A. rheumatic**, *Chronic rheumatoid arthritis*; *Osteo-arthritis*; *Rheumatic gout*; *Nodular rheumatism*; *Arthritis deformans*; a chronic joint-affection characterized by inflammatory overgrowth of the articular cartilages and synovial membranes, with destruction of those parts of the cartilages subject to intra-articular pressure, and progressive deformity. The disease attacks those who present the rheumatic diathesis, and is chiefly seen in advanced life, though the young are not exempt. **A., rheumatoid**. See *A. deformans*. **A. uritica**, arthritis due to gout.

**Arthritism** (*ar'-thrit-izm*) [*ἄρθρον*, a joint]. Gout or the gouty diathesis.

**Arthritolith** (*ar-thrit'-o-lith*) [*ἄρθρον*, a joint; *λίθος*, a stone]. Gouty calcareous deposit or concretion in or around a joint.

**Arthrobranchia** (*ar-thro-brang'-ke-ah*) [*ἄρθρον*, a joint; *βράγχια*, gills]. In biology, a branchial plume attached to the membranous articulation between the coxa and the body of decapod crustaceans.

**Arthroceae** (*ar-throk'-as-e*) [*ἄρθρον*, a joint; *κακός*, ill]. Fungous, strumous, or tuberculous arthritis.

**Arthroacology** (*ar-thro-kak-ol'-o-je*) [*ἄρθρον*, joint; *κάκη*, fault; *λόγος*, science]. The sum of knowledge regarding joint-diseases.

**Arthrocele** (*ar'-thro-sēl*, or *ar-thro-se'-le*) [*ἄρθρον*, a joint; *κύη*, a tumor]. Swelling of a joint, especially of a knee-joint in gonorrheal rheumatism.

**Arthrochondritis** (*ar-thro-kon-dri'-tis*) [*ἄρθρον*, a joint; *χόνδρος*, a cartilage; *ιτις*, inflammation]. Inflammation of the cartilaginous parts of a joint.

**Arthroclasia** (*ar-thro-klā'-se-ah*) [*ἄρθρον*, a joint; *κλάω*, to break]. The breaking down of ankyloses in order to produce free movement of a joint.

**Arthroclasy** (*ar'-thro-klā-se*). Same as *Arthroclasia*.

**Arthroderm** (*ar'-thro-derm*) [*ἄρθρον*, a joint; *δέρμα*, skin]. The parietes of an arthropod.

**Arthrodesis** (*ar-throd'-es-is*) [*ἄρθρον*, joint; *δέσις*, a binding]. Surgical fixation of paralyzed joints.

**Arthrodia** (*ar-thro'-de-ah*) [*ἄρθρωδια*, a kind of articulation]. A form of joint permitting a gliding movement. See *Diarthrosis*.

**Arthrodial** (*ar-thro'-de-al*) [*ἄρθρωδια*, a kind of articulation]. Pertaining to or of the nature of arthrodia.

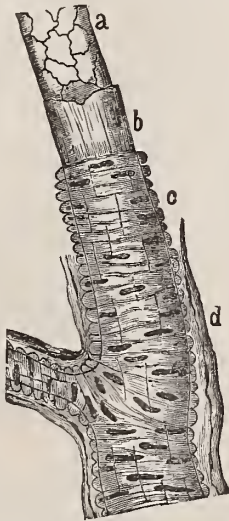
**Arthrodynia** (*ar-thro-din'-e-ah*) [*ἄρθρον*, a joint; *δύνη*, pain]. See *Arthralgia*.

**Arthrodynic** (*ar-thro-din'-ik*) [*ἄρθρον*, a joint; *δύνη*, pain]. Relating to or affected by arthrodynia.

**Arthroempyesis** (*ar-thro-em-pi'-e'-sis*) [*ἄρθρον*, a joint; *ἐμπύημα*, suppuration]. Suppuration in a joint.

**Arthrography** (*ar-throg'-ra-fe*) [*ἄρθρον*, a joint; *γράφω*, to write]. A description of the joints.

**Arthrogryposis** (*ar-thro-grip'-o'-sis*) [*ἄρθρον*, a joint; *γρίπσις*, flexure]. 1. Permanent flexure of a joint; ankylosis. 2. Persistent idiopathic contracture of a joint. 3. Tetany or tetanilla.



COATS OF A SMALL ARTERY. *a*, endothelium; *b*, internal elastic lamina; *c*, circular muscular fibers of the middle coat; *d*, the outer coat. (Landois.)



## TABLE OF ARTERIES.

NAME.	ORIGIN.	DISTRIBUTION.	BRANCHES.
Aberrant (from brachial or axillary).	Connect the brachial or axillary with the radial usually, at times with the ulnar or interosseous.		
Acromial.	Acromio-thoracic.	Deltoid muscle (in part), assists in the formation of the acromial rete.	
Acromial.	Suprascapular.	Acromial rete.	
Acromio-thoracic (thoracic axis).	Second branch of first part of axillary.	Shoulder, arm, upper anterior part of chest, and mammary gland.	Acromial, humeral, pectoral, clavicular.
Adipose.	Thoracic aorta.	Adipose tissue of heart.	
Afferent.	Interlobular of kidneys.	Glomeruli.	
Alar thoracic.	Second part of axillary.	Lymphatic glands in axilla.	
Alveolar (gingival).	Posterior dental.	The gums.	
Anastomotic (of external plantar).	External plantar.	Outer border of foot.	Anastomoses with the tarsal and metatarsal branches of the dorsalis pedis.
Anastomotic (of internal plantar).	Internal plantar.	Inner side of foot.	Anastomoses with internal tarsal branch of the dorsalis pedis.
Anastomotic (of middle meningeal), also called <i>perforating</i> .	Middle meningeal.	Around greater wing of sphenoid.	Anastomose with deep temporal.
Anastomotic (of sciatic).	Sciatic.	External rotator muscles of thigh.	Assists in the formation of the crucial anastomosis.
Anastomotica magna (of brachial).	Brachial.	Elbow.	Posterior and anterior.
Anastomotica magna (of superficial femoral).	Superficial femoral (in Hunter's canal).	Knee.	Superficial and deep.
Angular.	The termination of the facial.	Lachrymal sac and lower part of orbicularis palpebrarum.	Anastomoses with infraorbital.
Anterior (of corpora quadrigemina).	Posterior cerebral.	Anterior portion of corpora quadrigemina.	
Anterior (of receptacle).	Internal carotid.	Dura mater of cavernous sinus and adjacent parts.	
Antral.	Posterior dental.	Antrum of Highmore.	
Aorta, abdominal.	Thoracic aorta.	Two common iliacs.	Phrenic (right and left), celiac axis, suprarenal or capsular (right and left), superior mesenteric, lumbar (four pairs), renal (right and left), spermatic (right and left), inferior mesenteric, right and left common iliac, middle sacral.
Aorta, arch.	Left ventricle of heart.	Thoracic aorta.	Two coronary, innominate, left common carotid, left subclavian.
Aorta, primitive.	That portion from the origin to the point at which the first branch is given off.		
Aorta, thoracic.	Arch of aorta.	Abdominal aorta.	Two or three pericardiac, three bronchial, four or five esophageal, twenty intercostal, subcostal (or twelfth dorsal), diaphragmatic, aberrans.
Aortæ, primitive (2).	Cardiac (in the embryo).	Pass through the first visceral arch.	Unite to form the dorsal.
Appendicular.	Ilio-colic.	Mesentery of vermiform appendix.	
Articular, middle (of knee).	Popliteal	Crucial ligaments and joint.	
Articular, superior external (of knee).	Popliteal.	Crureus and knee.	

TABLE OF ARTERIES.—*Continued.*

NAME.	ORIGIN.	DISTRIBUTION.	BRANCHES.
Articular, superior, internal.	Popliteal.	Knee.	
Ascending.	External circumflex.	Deep structures of gluteal region and hip-joint.	
Asternal.	Internal mammary.	Inner surface of costal cartilages.	
Atrabiliary. See <i>Cap-sular</i> .			
Auditory, internal.	Basilar.	Internal ear.	
Auricular.	Occipital.	Pinna and concha.	
Auricular, anterior, inferior.	Superficial temporal.	Auricle and external auditory meatus.	
Auricular, anterior, superior.	Superficial temporal.	Auricle and external meatus.	
Auricular, deep.	Internal maxillary (first part).	Membrana tympani and skin of external auditory meatus.	
Auricular, left.	Left coronary artery.	Left auricle, pulmonary artery, and commencement of aorta.	
Auricular, posterior.	Fifth branch of external carotid.	Back of auricle, scalp, and part of neck.	Parotid, muscular, stylo-mastoid, anterior terminal or auricular, and posterior terminal or mastoid.
Auricular, right.	Right coronary artery.	Right auricle, aorta, auricular septum.	
Axillary.	Subclavian.	Brachial and seven branches.	Superior thoracic, acromio-thoracic, long thoracic, alar thoracic, subscapular, anterior and posterior circumflex.
Azygos (articular, of external plantar).	External plantar.	Articulations of tarsus.	
Azygos (articular, of internal plantar).	Internal plantar.	Articulations on inner side of foot.	Anastomoses with branches of external plantar.
Azygos (articular, of popliteal).	Popliteal.	Knee.	
Azygos (articular, of sciatic).	Sciatic.	Posterior part of capsule of hip-joint.	
Azygos (articular, of superior profunda).	Superior profunda.	Elbow-joint, posterior part.	Anastomoses with anastomotica magna and interosseous recurrent.
Azygos (articular, of suprascapular).	Suprascapular.	The acromio-clavicular and shoulder joints.	
Azygos (articular, of temporal).	Temporal.	Temporo-maxillary joint.	
Basilar.	By confluence of right and left vertebral.	Brain.	Transverse (or pontile), internal auditory, anterior cerebellar, superior cerebellar, two posterior cerebral.
Bicipital (or ascending).	Anterior circumflex.	Long tendon of biceps and shoulder-joint.	
Brachial.	Axillary.	Arm and forearm.	Superior and inferior profunda, anastomotica magna, nutrient, muscular, radial and ulnar.
Brachio-cephalic.	See <i>Innominate</i> .		
Bronchial (inferior).	Thoracic aorta.	Bronchi and parenchyma of the lungs.	
Bronchial (superior).	Arch of aorta.	Bronchi.	
Buccal.	Facial.	Muscles of cheek.	Anastomoses with buccal branch of internal maxillary, the transverse facial and infraorbital.
Buccal.	Internal maxillary.	Buccinator muscle and mucous membrane of mouth.	Anastomoses with the buccal branch of the facial, the transverse facial and infraorbital.
Buccal.	Posterior dental.	Buccinator muscle.	
Of the bulb.	First part of internal pudic.	Erectile tissue of the bulb and the corpus spongiosum.	



TABLE OF ARTERIES.—*Continued.*

NAME.	ORIGIN.	DISTRIBUTION.	BRANCHES.
Calcanean, external and internal.	Peroneal.	Over the os calcis and surrounding soft parts.	
Calcanean, inferior (of external plantar).	External plantar.	Over inner surface of os calcis.	Anastomoses with internal calcanean of peroneal.
Calcanean, middle.	Posterior tibial.	Os calcis.	
Callosal.	See <i>Calloso-marginal</i> .		
Calloso-marginal.	Anterior cerebral.	Callosal and upper part of marginal convolutions.	
Capsular (or atrabiliary).	Abdominal aorta.	Suprarenal capsule.	
Capsular.	See <i>Perirenal</i> .		
Cardiac.	Gastric.	Cardiac end of stomach.	
Cardiac, right. See <i>Coronary, right (of heart)</i> .			
Carotid, common.	<i>Right side</i> , innominate; <i>left side</i> , arch.	External and internal carotid.	External and internal carotid.
Carotid, external.	Common carotid.	Anterior part of neck, face, side of head, integuments and dura mater.	Ascending pharyngeal, superior thyroid, lingual, facial, occipital, posterior auricular, temporal, internal maxillary.
Carotid, internal.	Common carotid.	Greater part of brain, the orbit, internal ear, forehead, and nose.	Tympanic, vidian, arteria receptaculi, pituitary, gasserian, meningeal, ophthalmic, posterior communicating, anterior choroid, anterior cerebral, middle cerebral.
Carotid, primitive. See <i>Carotid, common</i> .			
Carotid, superficial. See <i>Carotid, external</i> .			
Carpal.	Radial.	Branches to lower end of radius, wrist, and carpal-joints.	Enters into formation of anterior carpal rete.
Carpal.	Ulnar.	Carpus.	Enters into formation of the posterior carpal rete.
Caudate.	Middle cerebral.	Head of caudate nucleus.	
Caval.	Right phrenic.	Vena cava.	
Cecal, anterior.	Inferior mesenteric.	Anterior surface of cecum.	
Cecal, posterior.	Posterior mesenteric.	Posterior part of cecum.	
Celiac.	Abdominal aorta.	Stomach, duodenum, spleen, pancreas, liver and gall-bladder.	Gastric, hepatic, splenic.
Central (of retina).	Ophthalmic.	Retina.	
Central, of Zinn. See <i>Central (of retina)</i> .			
Cerebellar, anterior.	Basilar.	Anterior inferior surface of cerebellum.	
Cerebellar, inferior.	Vertebral.	Vermiform process, and cortex of cerebellum.	Inferior vermiform and the hemispherical.
Cerebellar, superior.	Basilar.	Superior vermiform process and circumference of cerebellum.	Superior vermiform and hemispherical.
Cerebral, anterior.	Internal carotid.	Anterior portion of cerebrum.	Anterior communicating, ganglionic (or central), commissural, hemispherical (or cortical).
Cerebral, inferior.	See <i>Cerebral, posterior</i> .		
Cerebral, middle.	Internal carotid.	Middle portion of cerebrum.	Ganglionic (or central), hemispherical (or cortical).
Cerebral, posterior.	Basilar.	Temporo-sphenoidal and occipital lobes.	Ganglionic (or central), and hemispherical (or cortical).
Cervical.	Uterine.	Cervix uteri.	

TABLE OF ARTERIES.—*Continued.*

NAME.	ORIGIN.	DISTRIBUTION.	BRANCHES.
Cervical, anterior. See <i>Thyroid, anterior.</i>			
Cervical, ascending.	Inferior thyroid.	Deep muscles of neck and spinal canal.	Muscular, spinal and phrenic.
Cervical, deep.	Superior intercostal.	Deep muscles of neck and spinal canal.	Muscular, anastomotic, vertebral (or spinal).
Cervical, descending.	Deep cervical.	Tissues of neck.	
Cervical, superficial.	Transverse cervical.	Trapezius, levator anguli scapulae, splenius muscles and posterior chain of lymphatic glands.	
Cervical, transverse (transversalis colli).	Thyroid axis.	Posterior cervical and scapular regions.	Posterior scapular and superficial cervical.
Chiasmic.	Anterior cerebral.	First portion of optic nerve.	
Choroid, anterior.	Internal carotid.	Hippocampus major and corpus fimbriatum.	
Choroid, posterior.	Posterior cerebral.	Velum interpositum and joins the choroid plexus.	
Ciliary, short and long, posterior and anterior.	Ophthalmic.	The eye.	
Circular, of uterus.	Uterine.	Cervix uteri.	
Circumflex, anterior (of axillary).	Axillary.	Pectoralis major, biceps, and shoulder-joint.	Bicipital and pectoral.
Circumflex, external.	Profunda femoris.	Muscles of thigh.	Ascending, transverse, and descending.
Circumflex iliac, deep.	External iliac.	Upper part of thigh and lower part of abdomen.	Muscular and cutaneous.
Circumflex iliac, superficial.	Common femoral.	Iliacus and sartorius muscles, inguinal glands, and skin of thigh.	
Circumflex, internal.	Profunda femoris.	Muscles of thigh.	
Circumflex, posterior (of axillary).	Axillary.	Deltoid, teres minor, triceps, and shoulder-joint.	Nutrient, articular, acromial, muscular.
Clavicular.	Acromio-thoracic.	Subclavius muscle.	
Of the clitoris, cavernous.	Internal pudic (in the female).	Corpus cavernosum of clitoris.	
Of the clitoris, profunda.	See <i>A., of the clitoris (cavernous)</i>		
Coccygeal.	Sciatic.	Integument over lower part of sacrum and coccyx.	
Cochlear.	Internal auditory.	Cochlea.	
Colic, left.	Inferior mesenteric.	Colon, descending.	
Colic, middle.	Superior mesenteric.	Transverse colon.	
Colic, right.	Superior mesenteric.	Colon, ascending.	
Colic, transverse.	Colic, middle.	Transverse colon.	
Comes nervi phrenici. See <i>Phrenic, superior</i>			
Commissural.	Anterior cerebral.	Callosum.	
Communicating.	Dorsalis pedis.	Enters into formation of plantar arch.	The fifth plantar digital, or princeps hallucis.
Communicating.	Occipital.	Muscles of posterior part of neck.	Anastomoses with branches of the vertebral.
Communicating (or perforating).	Deep palmar arch.	Join proximal ends of metacarpal and second and third dorsal interosseous arteries.	
Communicating.	Peroneal.	Anastomoses with communicating branch of posterior tibial.	
Communicating.	Posterior tibial.	Anastomoses with communicating of peroneal.	



TABLE OF ARTERIES.—*Continued.*

NAME.	ORIGIN.	DISTRIBUTION.	BRANCHES.
Communicating, anterior.	Anterior cerebral.	Assists in formation of anterior boundary of circle of Willis; sends branches to caudate nucleus.	
Communicating, posterior.	Posterior carotid.	Enters into formation of circle of Willis; uncinatè convolution and optic thalamus.	Uncinate, middle thalamic.
Coronary. See <i>Gastric</i> .			
Coronary, inferior.	Facial.	Lower lip.	
Coronary, left.	Left anterior sinus of Valsalva.	Heart.	Left auricular, anterior interventricular, left marginal, terminal.
Coronary, right.	Right anterior sinus of Valsalva.	Heart.	Right auricular, preinterventricular, right marginal, posterior interventricular, transverse.
Coronary, right, of stomach. See <i>Pyloric</i> .			
Coronary, superior.	Facial.	Upper lip.	Arteria septum narium.
Of the corpus cavernosum.	Dorsal artery of the penis.	Corpus cavernosum.	
Costo-cervical.	That part of superior intercostal between its origin and first branch.		
Cremasteric.	Deep epigastric.	Cremaster muscle.	
Cremasteric.	Spermatic.	Cremaster muscle.	Anastomoses with cremasteric from deep epigastric.
Cremasteric. See <i>Spermatic, external</i> .			
Crico-thyroid.	See <i>Laryngeal, inferior</i>		
Crural, see <i>Femoral</i> .			
Cubital, see <i>Ulnar</i> .			
Cubital recurrent, anterior. See <i>Ulnar recurrent, anterior</i> .			
Cubital recurrent, posterior. See <i>Ulnar recurrent, posterior</i> .			
Cystic.	Hepatic.	Gall-bladder.	
Deferential.	Superior vesical.	Vas deferens.	
Dental, anterior.	Infraorbital.	Incisor and canine teeth, and mucous membrane of antrum.	
Dental, inferior.	See <i>Mandibular</i> .		
Dental, posterior (or alveolar).	Internal maxillary.	Antrum, teeth, gums, and cheek.	Antral, dental, alveolar, buccal.
Dental, superior.	Posterior dental.	Molar and bicuspid teeth of superior maxilla.	
Descending.	External circumflex.	Muscles of thigh.	
Descending, superficial.	External carotid.	Neck.	
Diaphragmatic.	Thoracic aorta.	Diaphragm.	
Digital.	External plantar.	Outer side of the 2d and 3d, 4th and 5th toes.	
Digital, palmar.	Superficial palmar arch.	Both sides of little, ring, and middle finger and ulnar side of index finger.	
Digital, plantar. See <i>Communicating, of dorsalis pedis</i> .			

TABLE OF ARTERIES.—*Continued.*

NAME.	ORIGIN.	DISTRIBUTION.	BRANCHES.
Digital, superficial.	Internal plantar.	Toes.	
Diploic.	Supraorbital.	Diploë of frontal sinuses.	
Dorsal.	Intercostal.	Spine and muscles of throat.	Spinal and muscular.
Dorsal.	Lumbar.	Muscles of back.	
Dorsal, interosseous.	Radial.	Contiguous of 2d, 3d, 4th, and 5th toes.	
Dorsal (of penis).	Termination of pudic.	Penis.	
Dorsal (scapular).	Subscapular.	Muscles of scapula and shoulder-joint.	Infrascapular.
Dorsal of tongue.	Lingual.	Dorsum of tongue, tonsils, and epiglottis.	
Dorsal (12th). See <i>Subcostal</i> .			
Dorsalis hallucis.	Continuation of dorsalis pedis.	Great and second toe.	
Dorsalis indicis.	Radial.	Index finger.	
Dorsalis linguæ.	Lingual.	Mucous membrane of tongue, pillars of fauces and tonsils.	
Dorsalis pedis.	Continuation of anterior tibial.	Assists to form plantar arch.	Tarsal, metatarsal, dorsalis hallucis, communicating.
Dorsalis pollicis.	Radial.	Thumb.	
Dorso-scapular.	See <i>Scapular, superior</i> .		
Duodenal, superior, right. See <i>Pancreatico-duodenal, superior</i> .			
Duodeno-gastric.	See <i>Gastro-duodenal</i> .		
Dural.	See <i>Meningeal</i> .		
Emulgent.	See <i>Renal</i> .		
Epicondylloid. See <i>Ulnar</i> .			
Epididymal.	Spermatic.	Epididymis.	
Epigastric, deep (or inferior).	External iliac.	Abdominal wall.	Cremasteric, pubic, muscular, cutaneous, terminal.
Epigastric, superficial.	Common femoral.	Inguinal glands, skin, superficial fascia, and abdominal wall.	
Epigastric, superior.	Internal mammary.	Abdominal wall and diaphragm, liver and peritoneum.	Phrenic, xiphoid, cutaneous, muscular, hepatic and peritoneal.
Epiploic.	Right and left gastro-epiploic.	Omentum.	
Epiploic. See <i>Omental</i> .			
Esophageal.	Gastric.	Esophagus.	
Esophageal.	Inferior thyroid.	Esophagus.	
Esophageal.	Left phrenic.	Esophagus.	
Esophageal (4 or 5).	Thoracic aorta.	Esophagus.	
Esophageal, inferior.	Coronary (of stomach).	Esophagus.	
Ethmoidal, anterior.	Ophthalmic.	Part of anterior portion of brain, nose, frontal sinuses and skin of face.	Ethmoidal, meningeal, nasal, frontal, cutaneous.
Ethmoidal, posterior.	Ophthalmic.	Posterior ethmoidal cells, dura mater, nose.	Ethmoidal, meningeal, nasal.
Eustachian.	Pterygo-palatine.	Eustachian tube.	
Facial.	Third branch external carotid.	Pharynx and face.	Ascending, or inferior palatine, tonsillar, glandular, muscular, submental, masseteric, buccal, inferior labial, inferior and superior coronary, lateralis nasi, angular.



TABLE OF ARTERIES.—*Continued.*

NAME.	ORIGIN.	DISTRIBUTION.	BRANCHES.
Facial, transverse.	Temporal.	Parotid gland, masseter muscle, skin of face.	
Fallopian.	Ovarian.	Isthmus, ampulla and fimbriated extremity of fallopian tube.	
Femoral, common.	Continuation of external iliac.	Lower part of abdominal wall, upper part of thigh and genitalia.	Superficial epigastric, superficial circumflex iliac, superficial external pudic, deep external pudic, profunda.
Femoral, deep. See <i>Femoral, profunda.</i>			
Femoral, profunda.	Common femoral.	Muscles of thigh.	External circumflex, internal circumflex and three perforating.
Femoral, superficial.	Continuation of common femoral.	Muscles of thigh and knee-joint.	Muscular, saphenous, anastomotica magna.
Fibular, superior.	Anterior or posterior tibial or popliteal.	Soleus and peroneus tertius muscles and integument.	
Of the frenum lingue.	Sublingual.	Frenum of tongue.	
Frontal, anterior.	Anterior cerebral.	Inferior frontal convolutions.	
Frontal, ascending.	Middle cerebral.	Lower part of ascending frontal convolution.	
Frontal, internal.	Anterior cerebral.	Inferior frontal convolutions.	
Frontal, middle.	See <i>Medifrontal.</i>		
Funicular.	Superior vesical.	Round ligament.	
Gasserian.	Internal carotid.	Gasserian ganglion.	
Gasserian.	Middle meningeal.	Gasserian ganglion, and Meckel's space.	
Gastric (or coronary).	Celiac axis.	Stomach, liver, and esophagus.	Esophageal, cardiac, gastric, and hepatic.
Gastric, right. See <i>Gastro-epiploic, right.</i>			
Gastro-duodenal.	Hepatic.	Stomach and duodenum.	Right gastro-epiploic and superior pancreatico-duodenal.
Gastro-epiploic, left.	Splenic.	Stomach and omentum.	
Gastro-epiploic, right	Gastro-duodenal.	Stomach and omentum.	
Gastro-hepatic.	See <i>Coronary, of stomach.</i>		
Geniculate.	Posterior cerebral.	Geniculate convolution.	
Genital.	See <i>Pudic, internal.</i>		
Gingival. See <i>Alveolar.</i>			
Glandular.	Facial.	Submaxillary gland.	
Glaserian (or tympanic).	Internal maxillary.	Lining membrane of tympanum and laxator tympani muscle.	
Gluteal.	Internal iliac, posterior division.	Pelvic and glutei muscles, etc.	Muscular, superficial and deep.
Gluteal, deep.	Gluteal.	Deep muscles of posterior gluteal region.	
Gluteal, inferior.	Sciatic.	Gluteus maximus.	
Gluteal, superficial.	Gluteal.	Gluteus maximus and integument over sacrum.	
Gluteal, superior.	Deep gluteal.	Muscles adjacent.	
Gustatory (or lingual).	Inferior dental.	Lingual nerve.	
Guttural, superior. See <i>Thyroid, superior.</i>			

TABLE OF ARTERIES.—*Continued.*

NAME.	ORIGIN.	DISTRIBUTION.	BRANCHES.
Gutturo-maxillary. See <i>Maxillary, internal.</i>			
Helicine.		The arteries found in cavernous tissue, as in the uterus, ovary, etc.	
Hemispherical.	Inferior cerebellar.	Cortex of cerebellum.	
Hemispherical.	Superior cerebellar.	Cortex of cerebellum.	
Hemorrhoidal, inferior (or external).	Pudic.	Sphincter muscle, levator ani.	
Hemorrhoidal, internal. See <i>Hemorrhoidal, superior.</i>			
Hemorrhoidal, middle (rectal, middle).	Internal iliac, anterior division.	Middle part of rectum.	
Hemorrhoidal, superior.	Inferior mesenteric.	Upper part of rectum.	
Hepatic.	Celiac axis.	Liver, pancreas, part of duodenum, and stomach.	Pancreatic, sub-pyloric, gastro-duodenal, right and left terminal.
Hepatic.	Gastric.	Left lobe of liver.	
Hepatic.	Right phrenic.	Liver.	
Hepatic.	Superior epigastric.	Liver.	
Hepatic, right.	Hepatic.	Liver substance.	Cystic.
Humeral. See <i>Brachial.</i>			
Humeral, thoracic.	Acromio-thoracic.	Pectoralis major, deltoid and adjacent integuments.	Anastomoses with anterior and posterior circumflex.
Humeral, transverse. See <i>Suprascapular.</i>			
Hyaloid. Central artery of retina.	Crystalline lens.		
Hyoid. See <i>Infra-hyoid</i> and <i>Supra-hyoid.</i>			
Hypogastric.	Continuation of anterior branch of internal iliac.	Vesical branches, impervious in the adult.	
Ileo-colic.	Superior mesenteric.	Cecum and adjacent bowel.	
Iliac.	Ilio-lumbar.	Iliac fossa and ilium.	
Iliac.	Obturator.	Ilium.	
Iliac, circumflex deep. See <i>Circumflex iliac, deep.</i>			
Iliac, circumflex, superficial.	See <i>Circumflex iliac, superficial.</i>		
Iliac, common.	Terminal branch of abdominal aorta.	Peritoneum, subperitoneal fat, ureter, and terminates in external and internal iliac.	Peritoneal, subperitoneal, ureteric, external and internal iliac.
Iliac, external.	Common iliac.	Lower limb.	Deep epigastric, deep circumflex iliac, muscular, and continues as femoral.
Iliac, external, small. See <i>Circumflex iliac, external.</i>			
Iliac, internal.	Common iliac.	Pelvic and generative organs, and inner side of thigh.	Anterior and posterior trunk.
Iliac, internal, anterior trunk.	Internal iliac.	Pelvic and generative organs and thigh.	Hypogastric, superior middle and vesical, middle hemorrhoidal, uterine, vaginal, obturator, sciatic, internal pudic.
Iliac, internal, posterior trunk.	Internal iliac.	Muscles of hip and sacrum.	Ilio-lumbar, lateral sacral and gluteal.



TABLE OF ARTERIES.—*Continued.*

NAME.	ORIGIN.	DISTRIBUTION.	BRANCHES.
Iliac, primary. See <i>Iliac, common.</i>			
Iliac, primitive. See <i>Iliac, common.</i>			
Ilio-lumbar.	Internal iliac, posterior trunk.	Muscles of pelvis and pelvic bones.	Iliac and lumbar.
Incisive.	Mandibular.	Incisor teeth.	
Infracostal, labial.	Internal mammary.	Ribs.	
Infrahyoid.	Superior thyroid.	Infrahyoid bursa and thyro-hyoid muscle.	
Infraorbital.	Internal maxillary.	Upper lip, lower eye-lid, lachrymal sac, side of nose.	Orbital, anterior dental, nasal.
Infrascapular.	Dorsal scapular.	Subscapularis, scapula, and shoulder-joint.	
Infraspinous.	Posterior scapular.	Infraspinous fossa.	
Infraspinous.	Suprascapular.	Infraspinous fossa.	
Innominate.	Arch of aorta.	Right side of head and right arm.	Right common carotid, right subclavian, occasionally thyroidea ima.
Intercostal, anterior.	Internal mammary.	Intercostal muscles, ribs (upper 5 or 6), and pectoralis major.	
Intercostal, anterior.	Musculo-phrenic.	Lower 5 or 6 intercostal spaces.	
Intercostal, aortic. 10 pairs.	Thoracic aorta.	Lower intercostal spaces.	Dorsal, intercostal collateral, pleural, muscular, lateral cutaneous, mammary glandular.
Intercostal, first.	Superior intercostal.	First intercostal space.	
Intercostal, superior.	Subclavian.	Neck and upper part of thorax.	Deep cervical, first intercostal, arteria aberrans.
Interlobular (of kidney).	Renal.	Malpighian bodies and uriniferous tubules.	
Interosseous, anterior.	Interosseous (common).	Muscles of forearm.	
Interosseous, common.	Ulnar.	Interosseous membrane and deep muscles of the forearm.	Anterior and posterior interosseous.
Interosseous, dorsal (3).	Metatarsal.	Contiguous sides of 2d and 3d, and 4th and 5th toes.	
Interosseous, dorsal.	Posterior radial carpal.	Dorsal aspect of fingers.	
Interosseous, palmar (3).	Deep palmar arch.	Interosseous muscles, bones, and 2d, 3d, and 4th lumbricales.	
Interosseous, plantar.	Plantar arch.	Toes.	
Interosseous, posterior (forearm).	Common interosseous.	Muscles, back of forearm.	Posterior interosseous recurrent.
Interosseous, posterior, recurrent. See <i>Radial recurrent, posterior.</i>			
Interosseous, recurrent.	Interosseous, posterior.	Elbow-joint.	
Interpeduncular.	Posterior cerebral.	Posterior perforated space and lower part of peduncles.	
Interventricular, anterior.	Left coronary.	Both ventricles and interventricular septum.	
Interventricular, posterior.	Right coronary.	Both ventricles and interventricular septum.	
Intestinal (vasa intestinali tenuis), 12 to 16.	Superior mesenteric.	Mesentery.	
Ischiadic. See <i>Gluteal, inferior.</i>			
Labial, inferior.	Facial.	Muscles and integuments of lower lip.	

TABLE OF ARTERIES.—*Continued.*

NAME.	ORIGIN.	DISTRIBUTION.	BRANCHES.
Labial, superior.	See <i>Coronary, superior.</i>		
Lachrymal (or orbital).	Middle meningeal.	Orbit.	
Lachrymal.	Nasal.	Lachrymal sac.	
Lachrymal.	Ophthalmic.	Lachrymal gland, muscles of eye and cheek, and upper and lower eyelids.	Recurrent lachrymal, muscular, palpebral, malar, ciliary.
Lachrymal, recurrent.	Lachrymal.	Lachrymal sac.	
Laryngeal, inferior.	Inferior thyroid.	Larynx.	
Laryngeal, inferior (or crico-thyroid).	Superior thyroid.	Crico-thyroid membrane and larynx.	
Laryngeal, internal. See <i>Laryngeal, superior.</i>			
Laryngeal, superior.	Superior thyroid.	Intrinsic muscles and mucous membrane of larynx.	
Lenticular.	Middle cerebral.	Lenticular nucleus.	
Lenticulo-optic.	Middle cerebral.	Posterior part internal capsule and anterior part of optic thalamus.	
Lenticulo-striate.	Middle cerebral.	Lenticular and caudate nuclei.	
Lenticulo-thalamic.	Posterior cerebral.	Posterior extremity of lenticular nucleus and the thalamus.	
Ligamentous.	Ovarian.	Round ligament.	
Lingual. See <i>Gustatory.</i>			
Lingual.	External carotid.	Tongue.	Hyoid, dorsalis linguæ, sublingual, ranine.
Lingual.	Mandibular.	Lingual nerve.	
Lumbar (4 pairs).	Abdominal aorta.	Bodies and ligaments of vertebræ, lumbar muscles, and capsules of kidneys.	Vertebral, muscular, dorsal, renal.
Lumbar.	Ilio-lumbar.	Psoas muscle, quadratus lumborum, and spinal canal.	
Malar.	Lachrymal.	Temporal fossa.	
Malleolar, external.	Anterior tibial.	External portion of ankle.	
Malleolar, internal.	Anterior tibial.	Internal portion of ankle.	
Malleolar, internal.	Posterior tibial.	Internal malleolus.	
Mammary, external. See <i>Thoracic, long.</i>			
Mammary glandular.	Dorsal branch of aortic intercostal.	Mammary gland.	
Mammary, internal.	Subclavian.	Structures of thorax.	Superior phrenic, mediastinal (or thymic), pericardiac, sternal, anterior intercostals, perforating, lateral intercostal, superior epigastric, internal mammary.
Mandibular.	Internal maxillary.	Teeth of lower jaw.	Incisive and mental.
Marginal.	Left coronary.	Walls of ventricle.	
Marginal.	Right coronary.	Right ventricle.	
Margino-frontal.	Anterior cerebral.	Marginal and frontal convolutions.	
Masseteric.	Facial.	Masseter.	
Masseteric.	Internal maxillary.	Masseter.	
Masseteric.	Temporal.	Masseter.	
Mastoid.	Occipital.	Dura, diploë, walls of lateral sinus, mastoid cells.	



TABLE OF ARTERIES.—*Continued.*

NAME.	ORIGIN.	DISTRIBUTION.	BRANCHES.
Mastoid.	Posterior auricular.	Occipito-frontalis muscle (posterior belly).	
Mastoid.	Stylo-mastoid.	Mastoid cells and mastoid antrum.	
Mastoid, middle. See <i>Sterno-mastoid.</i>			
Maxillary, external. See <i>Facial.</i>			
Maxillary, inferior. See <i>Dental, inferior.</i>			
Maxillary, internal (maxillary group).	External carotid.	Structures indicated by names of branches.	Deep auricular, tympanic, middle meningeal, mandibular, small meningeal.
Maxillary, internal (pterygoid group).	External carotid.	Structures indicated by names of branches.	Masseteric, posterior deep temporal, internal and external pterygoid, buccal, anterior deep temporal.
Maxillary, internal (sphenomaxillary group).	External carotid.	Structures indicated by names of branches.	Posterior dental (or alveolar), infraorbital, posterior (or descending) palatine, vidian, pterygo-palatine, nasal, or sphenopalatine.
Meatal.	Stylo-mastoid.	External auditory meatus.	
Median (arteria comes nervi mediani).	Anterior interosseous.	Median nerve and superficial palmar arch.	
Median anterior (of spinal cord).	Formed by union of the anterior spinal arteries.	Spinal cord.	
Mediastinal, anterior (or thymic).	Internal mammary.	Connective tissue, fat and lymphatics, in superior and anterior mediastina, thymus gland.	
Mediastinal, posterior (several).	Thoracic aorta.	Glands and loose areolar tissue in mediastinum.	
Medicerebellar.	Cerebellar, anterior, inferior.	Middle cerebellar crus.	
Medicerebral. See <i>Cerebral, middle.</i>			
Medichoroid.	See <i>Choroid, posterior</i>		
Medidural. See <i>Meningeal, middle.</i>			
Medifrontal.	Anterior cerebral.	Callosal convolution and paracentral lobule.	
Medioptic (or median quadrigeminal).	Posterior cerebral.	Crus cerebri and optic lobes.	
Medullary.	Peroneal.	Fibula.	
Medullary.	Posterior tibial.	Tibia	Ascending and descending.
Medullary.	Renal.	Malpighian pyramids.	
Meningeal.	Ascending pharyngeal.	Membranes of brain.	
Meningeal.	Posterior ethmoidal.	Dura mater.	
Meningeal, anterior.	Internal carotid.	Dura mater.	
Meningeal, inferior. See <i>Meningeal (of ascending pharyngeal).</i>			
Meningeal, middle or great.	Internal maxillary.	Cranium and dura mater.	Anterior and posterior.
Meningeal, posterior.	Occipital.	Dura mater.	
Meningeal, posterior.	Vertebral.	Dura mater.	
Meningeal, small.	Internal maxillary.	Gasserian ganglion, walls of cavernous sinus and dura mater.	

TABLE OF ARTERIES.—*Continued.*

NAME.	ORIGIN.	DISTRIBUTION.	BRANCHES.
Mental.	Facial.	Muscles of chin and lower lip.	
Mental.	Mandibular.	Muscles of chin and under lip.	Lingual and mylo-hyoidean.
Mesenteric <i>accedens</i> , <i>præcipua</i> . See <i>Mes-</i> <i>enteric, superior</i> .			
Mesenteric, inferior.	Abdominal aorta.	Lower half of large intestine.	Left colic, sigmoid, superior hemor- rhoidal.
Mesenteric, middle.	Common iliac (occa- sional branch).	Transverse and descending colon.	
Mesenteric, superior.	Abdominal aorta.	Whole of small intestine and upper half of large.	Inferior pancreatico-duodenal, middle right and ilio-colic, vasa intestina tenuis.
Meso-lobar. See <i>Cere-</i> <i>bral, anterior</i> .			
Metacarpal (1st dorsal interosseous).	Radial.	Sides of fingers on dorsal aspect.	
Metatarsal.	Dorsalis pedis.	Toes.	Third dorsal interosseous.
Middle (of corpora quadrigemina).	Posterior cerebral.	Space between the corpora quadri- gemina.	
Muscular, deep. See <i>Femoral, deep</i> .			
Musculo-phrenic.	Internal mammary.	Diaphragm, fifth or sixth lower inter- costal spaces, oblique muscles of ab- domen.	Phrenic, anterior intercostals, muscu- lar.
Mylo-hyoidean.	Mental.	Mylo-hyoid muscle.	
Nasal.	Infraorbital.	Nose.	
Nasal.	Ophthalmic.	Lachrymal sac and integuments of nose.	Lachrymal, and transverse nasal.
Nasal.	Spheno-palatine.	Turbinated bones, lateral walls of nose, ethmoidal and frontal sinuses and lining membrane of antrum.	
Nasal, anterior.	Anterior ethmoidal.	Nose.	
Nasal, lateral.	Facial.	Integuments, muscles and cartilage of nose.	
Nasal, middle. See <i>Nasal, anterior</i> .			
Nasal, transverse.	Nasal.	Integuments of nose.	
Naso-palatine. See <i>Spheno-palatine</i> .			
Navel. See <i>Umbilical</i>			
Neubauer's.	See <i>Thyroid, deep</i> .		
Nutrient.	Brachial.	Humerus.	
Nutrient.	Interosseous, anterior.	Radius.	
Nutrient.	Interosseous, anterior.	Ulna.	
Nutrient.	Middle perforating branch of profunda femoris.	Femur.	
Nutrient.	Obturator.	Ilium.	
Nutrient (of peroneal). See <i>Medullary</i> .			
Nutrient.	Posterior tibial.	Tibia.	
Nutrient.	Suprascapular.	Clavicle.	
Obturator.	Anterior division, inter- nal iliac.	Pelvis and thigh.	Iliac (or nutrient), vesical, pubic, ex- ternal and internal pelvic.
Obturator, external.	Obturator.	Muscles about obturator foramen.	



TABLE OF ARTERIES.—*Continued.*

NAME.	ORIGIN.	DISTRIBUTION.	BRANCHES.
Obturator, internal.	Obturator.	Muscles about obturator foramen.	
Occipital.	Fourth branch of external carotid.	Muscles of neck, and scalp.	Sterno-mastoid, posterior meningeal, auricular, mastoid, princeps cervicis, communicating, muscular, terminal.
Occipito-meningeal.	Vertebral.	Dura mater.	
Omental (or epiploic).	Hepatic.	Omentum.	
Omphalo-mesenteric.	Primitive aorta.	Subsequently becomes the umbilical.	
Ophthalmic.	Internal carotid.	The eye, adjacent structures, portion of face.	Lachrymal, supraorbital, central artery of retina, muscular, ciliary, posterior and anterior ethmoidal, palpebral, frontal, nasal.
Optic, internal and anterior.	Posterior communicating.	Optic thalamus.	
Optic, posterior, internal.	Posterior communicating or posterior cerebral.	Optic thalamus.	
Orbital. See <i>Lachrymal</i> .			
Orbital (three or four).	Anterior cerebral.	First frontal convolution and olfactory bulb.	
Orbital.	Infraorbital.	Fat of orbit; inferior rectus and inferior oblique muscles.	
Orbital.	Temporal.	Orbicularis palpebrarum and orbit.	
Orbito-frontal.	Middle cerebral.	Inferior frontal convolutions.	
Ovarian.	Abdominal aorta.	Ovary, ureter, fallopian tube, uterus.	Ureteral, fallopian, uterine, ligamentous.
Palatine.	Ascending pharyngeal.	Soft palate and its muscles.	
Palatine, ascending (or inferior).	First branch of facial.	Upper part of pharynx, palate and tonsils.	Palatine, tonsillar.
Palatine, descending.	Internal maxillary.	To soft and hard palate.	Anterior and posterior.
Palatine, inferior. See <i>Palatine, ascending</i> .			
Palatine, posterior or descending.	Internal maxillary.	Hard palate.	Anterior and posterior.
Palatine, superior. See <i>Palatine descending</i> .			
Palato-maxillary.	See <i>Palatine, descending</i> .		
Palmar, digital. See <i>Digital, palmar</i> .			
Palmar, interosseous. See <i>Interosseous, palmar</i> .			
Palmar arch, deep.	Radial and communicating of ulna.	Palm and fingers.	Princeps pollicis, radialis indicis, palmar interosseous (3), recurrent carpal, posterior perforating.
Palmar arch, superficial.	Ulnar and superficialis volæ.	Palm and fingers.	Digital (4), muscular, cutaneous.
Palpebral.	Lachrymal.	Eye-lids and conjunctivæ.	
Palpebral.	Supraorbital.	Upper eye-lid.	
Palpebral, external.	Ophthalmic.	Eye-lid.	
Palpebral, inferior.	Ophthalmic.	Conjunctiva, lachrymal sac, caruncle and lower lid.	
Palpebral, superior.	Ophthalmic.	Upper eye-lid.	
Pancreatic.	Hepatic.	Pancreas.	
Pancreatic.	Splenic.	Pancreas.	

TABLE OF ARTERIES.—*Continued.*

NAME.	ORIGIN.	DISTRIBUTION.	BRANCHES.
Pancreatico-duodenal, inferior.	Superior mesenteric.	Pancreas and duodenum.	
Pancreatico-duodenal, superior.	Gastro-duodenal.	Duodenum and pancreas.	
Parietal.	Middle cerebral.	Inferior and ascending parietal convolutions.	
Parietal, anterior.	Middle cerebral.	Second frontal convolution.	
Parietal, ascending.	Middle cerebral.	Ascending parietal convolution and superior parietal lobule.	
Parieto-sphenoidal.	Middle cerebral.	Inferior parietal lobule, angular gyrus, cortex of sphenoidal lobe.	
Parieto-temporal.	Middle cerebral.	Convolutions around posterior limb of fissure of Sylvius.	
Parotid.	Posterior auricular.	Parotid gland.	
Parotid.	Temporal.	Parotid gland.	
Parvidural. See <i>Meningeal, small.</i>			
Pectoral.	Acromio-thoracic.	Pectoral muscles and mammary gland.	
Pectoral.	Anterior circumflex.	Pectoralis major.	
Pedal. See <i>Dorsal of foot.</i>			
Peduncular, anterior.	Posterior cerebral.	Internal surface of peduncle.	
Peduncular, external.	Posterior, communicating.	Peduncles of the cerebellum.	
Peduncular, internal.	Posterior cerebral.	Internal surface of peduncle.	
Of the penis, perforating. See <i>A., of the corpus cavernosum.</i>			
Perforans stapedis (branch of internal carotid or stylo-mastoid).	Tympanum.	No branches.	
Perforating (or posterior communicating), (3).	Deep palmar arch.	Interosseous spaces.	
Perforating.	Middle meningeal.	Sphenoid.	
Perforating.	Profunda femoris.	Hamstring muscles.	
Perforating.	Spheno-palatine.	Ethmoidal cells.	Anastomoses with ethmoidal arteries.
Perforating.	Submental.	Mylo-hyoid.	
Perforating, anterior (5 or 6).	Internal mammary.	Pectoralis major and integument, and mammary gland.	
Perforating, posterior.	External plantar.	Dorsal interosseous muscles.	
Pericardiac.	Internal mammary.	Anterior surface of pericardium.	
Pericardiac.	Right and left phrenic.	Pericardium.	
Pericardiac.	Thoracic aorta.	Pericardium.	
Pericephalic. See <i>Carotid, external.</i>			
Perineal, superficial.	Pudic.	Muscles of perineum and integuments of scrotum.	Transverse perineal.
Perineal, transverse.	Perineal, superficial.	Muscles and integuments of perineum.	
Perirenal (or capsular).	Renal.	Capsule of kidney and perirenal fat.	
Peritoneal.	Iliac, common.	Peritoneum.	
Peritoneal.	Superior epigastric.	Peritoneum.	



TABLE OF ARTERIES.—*Continued.*

NAME.	ORIGIN.	DISTRIBUTION.	BRANCHES.
Peroneal.	Posterior tibial.	Muscles and integument of leg and foot.	Anterior peroneal, muscular, medullary, communicating, cutaneous, external calcaneum, terminal (or posterior peroneal).
Peroneal, anterior.	Peroneal.	Peroneus tertius and inferior tibio-fibular joint.	
Peroneal, posterior.	Peroneal.	External malleolus and heel.	
Petrosal.	Middle meningeal.	Tympanum.	
Pharyngeal.	Pterygo-palatine.	Roof of pharynx.	
Pharyngeal.	Spheno-palatine.	Roof and contiguous portions of pharynx.	
Pharyngeal.	Vidian.	Roof of pharynx.	
Pharyngeal, ascending.	First branch external carotid.	Pharynx, soft palate, tympanum, posterior part of neck, and membranes of brain.	Prevertebral, pharyngeal, palatine, tympanic, meningeal.
Pharyngeal, descending.	Spheno-palatine.	Roof of mouth and of pharynx.	
Pharyngeal, inferior. <i>See Pharyngeal, ascending.</i>			
Pharyngeal, superior. <i>See Pterygo-palatine.</i>			
Phrenic.	Ascending cervical.	Phrenic nerve.	
Phrenic.	Musculo-phrenic.	Diaphragm.	
Phrenic.	Superior epigastric.	Diaphragm.	
Phrenic, inferior, left.	Aorta, abdominal.	Diaphragm and structures indicated by names of branches.	Esophageal, left superior suprarenal, splenic, pericardiac, terminal.
Phrenic, inferior, right.	Aorta, abdominal.	Diaphragm and structures indicated by names of branches.	Right superior suprarenal, caval, hepatic, pericardiac, and terminal.
Phrenic, superior (or comes nervi phrenici).	Internal mammary.	Pleura, pericardium and diaphragm.	
Pituitary.	Internal carotid.	Pituitary body.	
Plantar arch.	External plantar artery.	Anterior part of foot and toes.	Articular and plantar digital.
Plantar, deep.	Metatarsal.	Assists in formation of plantar arch.	
Plantar, digital (4).	Plantar arch.	Third, fourth, and fifth toes, and outer side of second.	
Plantar, external.	External, tibial.	Sole and toes.	Muscular, calcaneal, cutaneous, anastomotic, posterior perforating, plantar arch.
Plantar, internal.	Posterior tibial.	Inner side of foot.	Muscular, cutaneous, articular, anastomotic, superficial digital.
Plantar, interosseous. <i>See Interosseous, plantar.</i>			
Plantar, metatarsal. <i>See Interosseous, plantar.</i>			
Plantar, pollicar.	Anterior tibial, or external plantar.	Great toe.	
Pleural.	Intercostal.	Pleura.	
Pontal.	Basilar.	Pons.	
Popliteal.	Continuation of femoral.	Knee and leg.	Cutaneous, muscular (superior and inferior) or sural, articular, superior and inferior external, superior and inferior internal and azygos, terminal (anterior and posterior tibial).

TABLE OF ARTERIES.—*Continued.*

NAME.	ORIGIN.	DISTRIBUTION.	BRANCHES.
Post-cerebellar. See <i>Cerebellar, posterior.</i>			
Post-cerebral. See <i>Cerebral, posterior.</i>			
Post-choroid. See <i>Choroid Posterior.</i>			
Post-communicant. See <i>Communicating, posterior.</i>			
Post-dural. See <i>Meningeal, posterior.</i>			
Postero-lateral.	Posterior cerebral.	Hind part of optic thalamus, crus and optic lobes.	
Postero-median.	Posterior central.	Inner part of thalamus, neighboring wall of third ventricle.	
Post-frontal.	Anterior meningeal.	Precuneus and part of occipital fissure.	
Post-temporal.	Posterior cerebral.	Basal surface of occipital lobe.	
Post-thalamic.	Posterior cerebral.	Thalamus.	
Precerebellar. See <i>Cerebellar, superior.</i>			
Precerebral. See <i>Cerebral, anterior.</i>			
Prechoroid. See <i>Choroid, anterior.</i>			
Precommunicant. See <i>Communicating, anterior.</i>			
Predural. See <i>Meningeal, anterior.</i>			
Prefrontal.	Anterior cerebral.	Mesal and convex surfaces of super-frontal and part of medi-frontal convolutions.	
Preoptic (or anterior quadrigeminal).	Posterior cerebral.	Optic lobe.	
Preperforant.	Anterior cerebral.	Caudate nucleus.	
Pretemporal.	Posterior cerebral.	Uncinate and basal surface of temporal lobe.	
Prethalamic.	Posterior communicating	Thalamus.	
Preventricular (2)	Right and left coronaries.	Walls of ventricle, heart.	
Primitive, See <i>Aorta, primitive.</i>			
Princeps cervicis.	Occipital.	Muscles of neck.	Superficial and deep.
Princeps hallucis.	Communicating (of dorsalis pedis).	First and second toes.	
Princeps pollicis.	Radial.	Thumb.	
Profunda (or deep femoral).	Femoral.	Thigh.	External and internal circumflex, three perforating.
Profunda, inferior.	Brachial.	Triceps, elbow-joint	
Profunda, superior.	Brachial.	Humerus, muscles and skin of arm.	Ascending, cutaneous, articular, nutrient, muscular.
Pterygoid, external.	Internal maxillary.	External pterygoid muscle.	
Pterygoid, internal.	Internal maxillary.	Internal pterygoid muscle.	
Pterygo-palatine (or pterygo-pharyngeal)	Internal maxillary.	Pharynx, Eustachian tubes and sphenoidal cells.	Pharyngeal, Eustachian, sphenoidal.



TABLE OF ARTERIES.—*Continued.*

NAME.	ORIGIN.	DISTRIBUTION.	BRANCHES.
Pterygo-pharyngeal. See <i>Pterygo-palatine</i> .			
Pubic.	Epigastric, deep.	Pubic region.	
Pubic.	Obturator.	Pubic region.	
Pudic, accessory.	Inferior vesical.	When large, supplies the parts normally supplied by the internal pudic, prostate.	
Pudic, external, deep, (or inferior).	Femoral, common.	Skin of scrotum (or labia in female).	
Pudic, external, superficial (or superior).	Common, femoral.	Integument above pubes and external genitalia.	
Pudic, internal.	Iliac, anterior division of internal branch.	Generative organs.	External (or inferior) hemorrhoidal, superficial perineal, muscular, arteries of bulb, crus, and dorsal of penis.
Pulmonary.	Right ventricle.	Lungs.	Right and left.
Pyloric, inferior.	Gastro-duodenal or right gastro-epiploic.	Pyloric end of stomach.	
Pyloric, superior.	Hepatic.	Pyloric end of stomach.	
Quadrate.	Anterior cerebral.	Quadrate convolution of brain.	
Quadrigeminal, anterior. See <i>Preoptic</i> .			
Quadrigeminal, median. See <i>Medioptic</i> .			
Radial.	Brachial.	Forearm, wrist, hand.	Radial recurrent, muscular, anterior and posterior radial carpal, superficial volar, metacarpal, dorsalis pollicis, dorsalis indicis, deep palmar arch.
Radial carpal, anterior and posterior.	Radial.	Wrist and carpal joints.	
Radial, profunda.	Superior profunda of arm.	Back of elbow.	
Radial recurrent, anterior.	Radial.	Elbow-joint and muscles of forearm.	
Radial recurrent, posterior.	Posterior interosseous (forearm).	Elbow.	
Radialis indicis.	Radial.	Index finger.	
Radio-carpal, palmar transverse.	See <i>Radial carpal, anterior</i> .		
Radio-palmar. See <i>Volar, superficial</i> .			
Ranine.	Lingual.	Tongue and mucous membrane of mouth.	
Rectal.	Lateral sacral.	Rectum.	
Rectal.	Middle sacral.	Rectum.	
Rectal, middle. See <i>Hemorrhoidal, middle</i> .			
Recurrent.	Deep palmar arch.	Carpal joints.	
Recurrent, posterior interosseous.	Posterior interosseous	Elbow.	
Recurrent, radial. See <i>Radial, recurrent</i> .			
Recurrent, tibial, anterior and posterior.	Anterior tibial.	Popliteus and ligaments of knee.	
Recurrent, ulnar, anterior and posterior.	Ulna.	Elbow-joint and contiguous structures.	

TABLE OF ARTERIES.—*Continued.*

NAME.	ORIGIN.	DISTRIBUTION.	BRANCHES.
Renal.	Abdominal aorta.	Kidney.	Inferior suprarenal, capsular (or perirenal), ureteral.
Rhachidian. See <i>Spinal.</i>			
Sacra media. See <i>Sacral, middle.</i>			
Sacral, lateral (1 or 2).	Internal iliac, posterior division.	Structures about sacrum.	Spinal, rectal, muscular.
Sacral, middle.	Continuation of aorta.	Sacrum and coccyx.	
Saphenous (occasional branch of common femoral).	Accompanies saphenous vein.		
Saphenous, small.	Popliteal (occasional).	External malleolus.	
Scapular, dorsal.	Subscapular.	Muscles of infraspinous fossa.	Infrascapular.
Scapular, external. See <i>Acromial.</i>			
Scapular, inferior. See <i>Subscapular.</i>			
Scapular, internal. See <i>Subscapular.</i>			
Scapular, posterior.	Continuation of transverse cervical.	Muscles of scapular region.	Supra-spinous and infra-spinous, subscapular, muscular.
Scapular, superficial. See <i>Suprascapular.</i>			
Scapular, superior. See <i>Suprascapular.</i>			
Scapular, transverse. See <i>Suprascapular.</i>			
Scapulo-humeral. See <i>Circumflex, posterior.</i>			
Sciatic.	Internal iliac, anterior division.	Pelvic muscles and viscera, and branches.	Coccygeal, inferior gluteal, muscular, anastomotic, articular, cutaneous, comes nervi ischiadici, vesical, rectal, prostatic, etc.
Scrotal, anterior.	Inferior external pudic.	Anterior portion of scrotum.	
Scrotal, posterior.	Internal pudic.	Posterior part of scrotum.	
Septal, ascending.	Spheno-palatine.	Upper part of mucous membrane of nasal septum.	
Sigmoid.	Inferior mesenteric.	Sigmoid flexure.	
Spermatic.	Abdominal aorta.	Scrotum and testis.	Ureteral, cremasteric, epididymal, testicular.
Spermatic, external.	Deep epigastric.	Cremaster muscle, and spermatic cord.	
Sphenoidal.	Middle cerebral.	Sphenoidal lobe, lower part of cortex.	
Sphenoidal.	Pterygo-palatine.	Sphenoidal cells.	
Sphenoidal.	Spheno-palatine.	Sphenoidal cells.	
Spheno-palatine (or naso-palatine).	Internal maxillary.	Pharynx, nose, and sphenoidal cells.	Pharyngeal, sphenoidal, nasal, ascending septal.
Spheno-spinous. See <i>Meningeal, middle.</i>			
Spinal.	Ascending cervical.	Spinal canal.	
Spinal.	Intercostals.	Spinal canal and spine.	
Spinal.	Lateral sacral.	Spinal membranes and muscles and skin over sacrum.	
Spinal, anterior.	Vertebral.	Spinal cord.	
Spinal, lateral.	Vertebral.	Vertebrae and spinal canal.	



TABLE OF ARTERIES.—*Continued.*

NAME.	ORIGIN.	DISTRIBUTION.	BRANCHES.
Spinal, posterior.	Vertebral.	Spine.	
Splenic.	Celiac axis.	Spleen, pancreas, part of stomach, omentum.	Small and large pancreatic, left gastro-epiploic, vasa brevia, terminal.
Splenic.	Left phrenic.	Spleen.	
Spleno-pancreatic.	Splenic.	Spleen.	
Stapedic.	Stylo-mastoid.	Stapedius muscle.	
Staphylini.	See <i>Palatine, posterior.</i>		
Sternal.	Internal mammary.	Sternum and triangularis sterni.	
Sterno-mastoid.	Occipital.	Sterno-mastoid muscle.	
Sterno-mastoid (or middle mastoid).	Superior thyroid.	Sterno-mastoid, and other muscles of neck.	
Sterno-mastoid, inferior.	Suprascapular.	Sterno-mastoid muscle.	
Stylo-mastoid.	Posterior auricular.	Mastoid cells, tympanic cavity, etc.	Meatal, mastoid, stapedic, tympanic, vestibular, terminal.
Subcerebellar.	Basilar.	Inferior and anterior portion of cerebellum.	
Subclavian.	Right, innominate. Left, arch of aorta.	Neck, thorax, arms, brain, meninges, etc.	Vertebral, thyroid axis, internal mammary, superior intercostal.
Subclavian.	Suprascapular.	Subclavius muscle.	
Subclavian, right. A term sometimes given to the innominate.			
Subcostal (or 12th dorsal).	Thoracic aorta.	Intercostal space.	
Subdural. See <i>Meningeal (of ascending pharyngeal).</i>			
Subfrontal.	Anterior cerebral.	Olfactory groove.	
Sublingual.	Lingual.	Sublingual gland, side of tongue, and floor of mouth.	Artery of frenum.
Submaxillary. See <i>Glandular.</i>			
Submental.	Facial.	Tissues under jaw.	Muscular, perforating, cutaneous, mental.
Suborbital. See <i>Infra-orbital.</i>			
Subsacral. See <i>Sacral, lateral.</i>			
Subscapular.	Axillary.	Subscapularis, teres major, latissimus dorsi, serratus magnus, axillary glands.	Dorsal and infrascapular.
Subscapular.	Posterior scapular.	Subscapular fossa.	
Subscapular.	Suprascapular.	Subscapular fossa.	
Super-cerebellar. See <i>Cerebellar, superior.</i>			
Supermaxillodental. See <i>Dental, superior.</i>			
Superscapular. See <i>Suprascapular.</i>			
Supra-acromial.	Suprascapular.	Acromial region.	
Supra-dural.	External carotid.	Meninges.	
Supra-hyoid (or hyoid)	Lingual.	Muscles above hyoid bone.	
Supramaxillary. See <i>Dental, superior.</i>			

TABLE OF ARTERIES.—*Continued.*

NAME.	ORIGIN.	DISTRIBUTION.	BRANCHES.
Supraorbital.	Ophthalmic.	Orbit, frontal sinuses, diploe and upper eye-lid.	Periosteal, muscular, diploic, trochlear, palpebral.
Supra-renal, inferior.	Renal.	Supra-renal body.	
Supra-renal, middle (or supra-renal).	Aorta.	Supra-renal bodies.	
Supra-renal, superior.	Phrenic.	Supra-renal bodies.	
Suprascapular (or transversalis humeri).	Thyroid axis.	Muscles of shoulder.	Inferior sterno-mastoid, subclavian, nutrient, supra-sternal, acromial, articular, subscapular, supra-spinous and infraspinous.
Supraspinous.	Posterior scapular.	Supraspinous muscles and trapezius.	
Supraspinous.	Suprascapular.	Supraspinatus muscle.	
Suprasternal.	Suprascapular.	Skin of upper part of chest.	
Sural (or muscular).	Popliteal.	Muscles of popliteal space and calf.	
Tarsal, external and internal.	Dorsalis pedis.	Skin and joints, etc., of foot.	
Temporal.	External carotid.	Forehead, parotid gland, masseter, ear.	Parotid, articular, masseteric, anterior auricular, transverse facial, middle, temporal, and anterior and posterior terminal.
Temporal.	Posterior cerebral.	Inferior part of temporal lobe of brain.	
Temporal, deep, anterior.	Internal maxillary.	Anterior part of temporal fossa.	
Temporal, deep, external. See <i>Temporal, deep, anterior.</i>			
Temporal, deep, internal.	See <i>Temporal, deep, posterior.</i>		
Temporal, deep, posterior.	Internal maxillary, pterygoid portion.	Temporal fossa.	
Temporal, frontal. See <i>Temporal, anterior.</i>			
Temporal, middle.	Temporal.	Squamous portion temporal lobe.	
Temporal, posterior.	Superficial temporal.	Side of head and vertex.	
Temporal, superficial.	See <i>Temporal.</i>		
Temporo-occipital.	Posterior cerebral.	Cuneus, lingual, convolution and exterior of occipital lobe.	
Termatic.	Anterior communicating.	Cinerea and callosum.	
Testicular.	Spermatic	Testicle.	
Testicular, great. See <i>Spermatic, internal.</i>			
Testicular, small. See <i>Spermatic, external.</i>			
Thalamic, middle.	Posterior communicating.	Optic thalamus.	
Thoracic, acromial (thoracic axis).	Axillary.	Muscles of shoulder, arm, and chest.	Acromial, humeral, pectoral, clavicular.
Thoracic, alar.	Axillary.	Axillary glands.	
Thoracic axis. See <i>Thoracic, acromial.</i>			
Thoracic, external. See <i>Mammary, external.</i>			
Thoracic, inferior. See <i>Mammary, external.</i>			



TABLE OF ARTERIES.—*Continued.*

NAME.	ORIGIN.	DISTRIBUTION.	BRANCHES.
Thoracic, internal. <i>See Mammary, internal.</i>			
Thoracic, long (external mammary).	Axillary.	Pectoral muscles, serratus magnus, mammary and axillary glands.	
Thoracic, short (or superior).	Axillary.	Intercostal muscles, serratus magnus.	
Thoracic twelfth. <i>See Subcostal.</i>			
Thymic.	Internal mammary.	Connective tissue, fat and lymphatics, or mediastinum and thymus.	
Thymic. <i>See Medastinal.</i>			
Thyroid, ascending. <i>See Thyroid, inferior.</i>			
Thyroid axis.	Subclavian.	Shoulder, neck, thorax, spine, cord.	Inferior thyroid, suprascapular and transverse cervical.
Thyroid, deep.	Arch of aorta, innominate (occasional branch).	Same as inferior thyroid.	
Thyroid, descending. <i>See Thyroid, superior.</i>			
Thyroid, inferior.	Thyroid axis.	Larynx, esophagus and muscles of neck.	Muscular, ascending cervical, esophageal, tracheal and inferior laryngeal.
Thyroid, middle. <i>See Thyroidea ima.</i>			
Thyroid, superior.	External carotid.	Omo-hyoid, sterno-hyoid, sterno-thyroid, thyroid gland.	Hyoid, sterno-mastoid, superior laryngeal, crico-thyroid.
Thyroidea ima.	Innominate (usually).	Thyroid body.	
Thyro-laryngeal.	Thyroid superior.	Larynx and thyroid body.	
Tibial, anterior.	Popliteal.	Leg.	Posterior and anterior tibial recurrent, muscular, internal and external malleolar.
Tibial, anterior, recurrent.	Anterior tibial.	Tibialis anticus muscle.	
Tibial, posterior.	Popliteal.	Leg, heel and foot.	Peroneal, muscular, medullary, cutaneous, communicating, malleolar, calcanean, internal and external plantar.
Tibial, profunda (of foot).	Internal plantar, (innermost branch).	Abductor pollicis muscle.	Unites with the plantar pollicar.
Tibial, recurrent, posterior.	Anterior tibial.	Back of knee joint.	Anastomoses with the inferior articular arteries of knee.
Tonsillar.	Ascending palatine.	Tonsil and Eustachian tube.	
Tonsillar.	Facial.	Tonsil and root of tongue.	
Tracheal.	Inferior thyroid.	Trachea.	
Trachelo-muscular. <i>See Cervical, inferior.</i>			
Transversalis colli.	Thyroid axis.	Neck and scapular region.	Superficial cervical and posterior scapular.
Transversalis humeri. <i>See Suprascapular.</i>			
Transverse.	External circumflex.	Muscles of upper part of thigh.	
Transverse. <i>See Pontal.</i>			
Transverse.	Right coronary.	Heart muscle.	

TABLE OF ARTERIES.—*Continued.*

NAME.	ORIGIN.	DISTRIBUTION.	BRANCHES.
Transverse humeral. <i>See Suprascapular.</i>			
Transverse nasal.	Nasal (of ophthalmic).	Root of nose.	
Transverse perineal.	Superficial perineal.	Muscles and integuments of perineum.	
Tricipital.	Posterior circumflex.	Triceps muscle (of arm).	
Tympanic. <i>See Glas- serian.</i>			
Tympanic.	Ascending pharyngeal.	Tympanum.	
Tympanic.	Middle meningeal.	Tensor tympani.	
Tympanic.	Stylo-mastoid.	Membrana tympani.	
Tympanic.	Vidian.	Tympanum.	
Tubal.	Ovarian.	Fallopian tube.	
Ulnar.	Brachial.	Forearm, wrist, and hand.	Anterior and posterior ulnar recur- rent, common interosseous, muscu- lar, nutrient, anterior and posterior ulnar carpal, palmar arch.
Ulnar carpal, anterior and posterior.	Ulnar.	Carpal region.	
Ulnar, recurrent, ante- rior and posterior.	Ulnar.	Muscles of arm and elbow-joint.	
Ulnocarpal, anterior.	Ulnar.	Muscles of hand.	
Umbilical.	Hypogastric.	Chorionic villi.	
Uncinate.	Posterior cerebral.	Uncinate convolution.	
Uracheric.	Superior vesical.	Urachus.	
Ureteral.	Ovarian.	Ureter.	
Ureteral.	Renal.	Ureter.	
Ureteral.	Spermatic.	Ureter.	
Ureteric.	Common iliac.	Ureter.	
Ureteric, inferior.	Superior vesical (or uterine).	Ureter and bladder.	
Ureteric, middle.	Of aorta, common iliac, or internal spermatic	Middle part of ureter.	
Ureteric, superior.	Renal.	Upper part of ureter.	
Urethro-bulbar.	<i>See Perineal, trans- verse.</i>		
Uterine.	Internal iliac, anterior branch.	Uterus.	Cervical, vaginal, azygos.
Uterine.	Ovarian.	Uterus.	
Utero-placental.	Uterine.	Gravid uterus and placenta.	
Uveal. <i>See Ciliary, posterior and short</i>			
Vaginal (2 or 3).	Internal iliac, anterior division.	Vagina.	
Vaginal azygos.	Uterine.	Vagina.	
Vasa brevia.	Splenic.	Stomach.	
Vermiform, inferior.	Cerebellar, posterior in- ferior.	Vermiform process of cerebellum.	
Vermiform, superior.	Superior cerebellar.	Superior vermiform process of cerebel- lum.	
Vertebral.	Subclavian.	Neck of cerebrum.	Lateral spinal, muscular, anastomotic, posterior meningeal, posterior and anterior spinal, posterior cerebellar.



TABLE OF ARTERIES.—*Continued.*

NAME.	ORIGIN.	DISTRIBUTION.	BRANCHES.
Vertebral, posterior. See <i>aorta, primitive.</i>			
Vesical, inferior.	Internal iliac, anterior division.	Bladder, prostate, seminal vesicles, and vagina (in female).	
Vesical, middle.	Superior vesical.	Bladder.	
Vesical, superior.	Internal iliac, anterior division.	Bladder.	Deferential, uracheric, ureteric, middle vesical (occasionally).
Vesico-prostatic.	Middle hemorrhoidal.	Prostate and seminal vesicles.	
Vesico-vaginal. See <i>Vaginal.</i>			
Vestibular.	Internal auditory.	Membranous labyrinth.	
Vestibular.	Stylo-mastoid.	Vestibule and semicircular canals.	
Vidian.	Internal maxillary.	Roof of pharynx, Eustachian tube, and tympanum.	Pharyngeal, Eustachian, tympanic.
Vitelline. See <i>Omphalo-mesenteric.</i>			
Volar, superficial.	Radial.	Ball of thumb.	Enters into formation of superficial palmar arch.
Volar, superior. See <i>Volar, superficial.</i>			
Xiphoid.	Superior epigastric.	Ensiform cartilage.	
Zygomatico-orbital. See <i>Orbital (of temporal).</i>			

**Arthromeningitis** (*ar-thro-men-in-jit-tis*) [*ἄρθρον*, a joint; *μῆνις*, membrane]. Synovitis.

**Arthromere** (*ar'-thro-mēr*) [*ἄρθρον*, a joint; *μέρος*, a part]. In biology, one of the rings or somites characteristic of the articulated invertebrates.

**Arthron** (*ar'-thron*) [*ἄρθρον*, a joint]. A joint; especially a movable joint.

**Arthronalgia** (*ar-thron-al'-je-ah*). See *Arthralgia*.

**Arthroncus** (*ar-thron'-kus*) [*ἄρθρον*, a joint; *ὄγκος*, a swelling]. 1. A cartilaginous body such as occasionally forms within the knee-joint. 2. Swelling of a joint.

**Arthropathia** (*ar-thro-path'-e-ah*). See *Arthropathy*.  
**A. Tabidorum**. See *Charcot's Disease*.

**Arthropathics** (*ar-thro-path'-iks*) [*ἄρθρον*, a joint; *πάθος*, disease]. Disease of the joints.

**Arthropathy** (*ar-throp'-a-the*) [*ἄρθρον*, a joint; *πάθος*, disease]. 1. Any joint disease. 2. A peculiar disease of the joints similar to rheumatoid arthritis, but, according to Charcot, a distinct disease. It belongs to the prodromal stage of tabes, rapidly destroys the joint, is painless, without fever or inflammation, prefers the large joints, and is connected with hydrarthrosis and swelling of the joints.

**Arthrophlogosis** (*ar-thro-flo-go'-sis*) [*ἄρθρον*, joint; *φλέγειν*, to burn]. Inflammation of a joint.

**Arthrophragm** (*ar'-thro-fram*) [*ἄρθρον*, a joint; *φράγμα*, a fence]. Partitions between the articulations of arthropods.

**Arthroplasty** (*ar'-thro-plas-tē*) [*ἄρθρον*, a joint; *πλάσσειν*, to form]. The making of an artificial joint.

**Arthropleure** (*ar'-thro-plūr*) [*ἄρθρον*, a joint; *πλευρά*, the side]. One of the pleurites or lateral pieces composing a somite of an arthropod.

**Arthropodous** (*ar-throp'-o-dus*) [*ἄρθρον*, a joint; *πούς*, a foot]. In biology, having jointed legs.

**Arthropypsis** (*ar-thro-pi-o'-sis*) [*ἄρθρον*, a joint; *πύσις*, suppuration]. Pus-formation in a joint.

**Arthrosia** (*ar-thro'-ze-ah*) [*ἄρθρον*, a joint]. Painful inflammatory or other affection of a joint.

**Arthrosis** (*ar-thro'-sis*) [*ἄρθρῶσιν*, to fasten by a joint]. Articulation or jointing.

**Arthrospore** (*ar'-thro-spōr*) [*ἄρθρον*, a joint; *σπόρος*, a seed]. In biology, a spore formed by fission, as opposed to an endospore.

**Arthrosterigma** (*ar-thro-ster-ig'-mah*) [*ἄρθρον*, a joint; *στήριγμα*, a support: *pl.*, *Arthrosterigmata*]. In biology, a jointed sterigma, as in many lichens.

**Arthrostome** (*ar'-thro-stōm*) [*ἄρθρον*, a joint; *στόμα*, a mouth]. L. Agassiz's name for the mouth of articulates. Compare *Actinostome*.

**Arthrosyrinx** (*ar-thro-sir'-ingks*) [*ἄρθρον*, a joint; *σῦριγξ*, a pipe]. A fistulous opening into a joint.

**Arthrotome** (*ar'-thro-tōm*) [*ἄρθρον*, joint; *τομή*, a cutting]. A stout knife used in the surgery of the joints.

**Arthrotomy** (*ar-throt'-o-me*) [*ἄρθρον*, a joint; *τέμνειν*, to cut]. Incision of a joint.

**Arthrous** (*ar'-thrus*) [*ἄρθρον*, a joint]. Pertaining to a joint or joints; jointed.

**Arthroxesis** (*ar-throks'-es-is*) [*ἄρθρον*, joint; *ξύσις*, a scraping]. The surgical treatment of an articular surface by scraping.

**Artiad** (*ar'-te-ad*) [*ἄρτιος*, even]. In chemistry, a term used to designate atoms having an even quantivalence, as oxygen, which is bivalent, iron quadrivalent, and sulphur hexivalent.

**Articular** (*ar-tik'-u-lar*) [*articularis*, of the joints]. Pertaining to an articulation or joint.

**Articulate** (*ar-tik'-u-lāt*) [*articulare* to divide in joints]. Divided into joints, distinct. **A. Speech**, the communication of ideas by spoken words.

**Articulation** (*ar-tik-u-la'-shun*) [*articulus*, a joint]. 1. A joint or arthrosis; a connection between two or more bones, whether allowing movement between them or not. The articulations are divided into: (1) *Synarthroses*, immovable, subdivided into *schindyleses*, or grooved joints, *gomphoses*, in sockets, as the teeth, and *sutures*, as in the bones of the skull; (2) *Diarthroses*, or movable joints, subdivided into the *arthrodia*, or gliding joints, the *ginglymus*, or hinge-like, the *enarthroses*, or ball-and-socket joints; (3) *Amphiarthroses*, or those of a mixed type. 2. The enunciation of spoken speech. **A. of Artificial Teeth**, the adjustment and arrangement of one or more artificial teeth, so that it, or they, when placed in the mouth, shall sustain the same relationship to the organs with which they antagonize, when the jaws are closed, as the natural teeth did previous to their loss. **A., Confluent**, the clipping of words, or running together of syllables—a symptom of certain cerebral diseases. **A. of Models**. See *Models for Artificial Teeth, Antagonizing*. **A. Positions**. See *Consonants*. **A. of the Teeth**. See *Teeth, Articulation of*.

**Articulator** (*ar-tik'-u-la-tor*) [*articulus*, a joint]. An instrument used in mechanical dentistry for holding the models in position while the artificial teeth are being arranged and antagonized upon the plates.

**Articuli** (*ar-tik'-u-li*). See *Lenticula*.

**Articulo mortis**, In (*ar-tik'-u-lo mor'-tis*) [L.]. At the moment of death. In the act of dying.

**Artifact** (*ar'-te-fact*) [*ars*, art; *facere*, to make]. In microscopy and histology, a structure that has been produced by mechanical, chemical, or other artificial means; a structure or tissue that has been changed from its natural state.

**Artificial** (*ar-te-fish'-al*) [*artificialis*]. Made or imitated by art. **A. Anus**, an opening in the abdomen to give exit to the feces; an opening made in case of *imperforate anus*. **A. Crowns**, porcelain crowns of teeth designed to be united to the roots of natural teeth; what is commonly called by the misnomer "pivot tooth." **A. Dentine**, a preparation composed of pure gutta-percha, while in a softened state, mixed with mineral substances, and used for temporary fillings. See *Temporary Stopping*. **A. Eye**, a film of glass, celluloid, rubber, etc., made in imitation of the front part of the globe of the eye and worn in the socket or over a blind eye for cosmetic reasons. **A. Feeding**, the feeding of an infant by other means than mother's milk. Various mixtures and foods are to be had, such as *Meigs's*, *Rotch's*, *Biedert's Mixtures*, etc., *q. v.* See *Table at end of this article*. **A. Joint**, or *false joint*, the non-united ends of a broken bone. **A. Leech**. See *Leech*. **A. Palate**, a mechanical contrivance for supplying the loss of the whole or a portion of the hard or soft palate, or both. **A. Pupil**, removal of a piece of the iris (*iridectomy*, *iridodialysis*, etc.), to allow the light to pass through the opening. **A. Respiration**, the aëration of the blood by artificial means. A method of inducing the normal function of respiration when from any cause it is temporarily in abeyance, as in asphyxia neonatorum, drowning, etc. *Bain's Method*, a modification of Sylvester's method, the axilla itself being seized so that the traction is made directly upon the pectoral muscles. *Byrd's (H.L.) Method*; the physician's hands are placed under the middle portion of the child's back with their ulnar borders in contact, and at right angles to the spine. With the thumbs extended, the two extremities of the trunk are carried forward by gentle but firm pressure, so that they form an angle of 45 degrees with each other in the diaphragmatic region. Then the angle is reversed by carrying backward the

shoulders and the nates. *Dew's Method*; the infant is grasped in the left hand, allowing the neck to rest between the thumb and forefinger, the head falling far over backward. The upper portion of the back and scapulæ rest in the palm of the hand, the other three fingers being inserted in the axilla of the babe's left arm, raising it upward and outward. The right hand grasps the babe's knees, and the lower portion of the body is depressed to favor inspiration. The movement is reversed to favor expiration, the head, shoulders, and chest being brought forward and the thighs pressed upon the abdomen. *Forest's Method*; the child is placed on its face and quick, violent pressure is made on the back; then it is placed in a pail of hot water, and the hands carried upward until the child is suspended by its arms, and mouth-to-mouth insufflation is practised; the arms are then lowered and the body doubled forward; these movements are repeated at the rate of 40 per minute. *Hall's Method*; by turning the body alternately upon the side or face to compress the chest, and then upon the back to allow the lungs to expand. *Howard's Method*; by pressure upon the lower ribs every few seconds. *Pacini's Method*; for resuscitating asphyxiated infants. The child lying on its back, the operator stands at its head, and grasps the axillæ, pulling the shoulders forward and upward to compress the thorax, and allowing them to fall in order to expand the chest. *Satterthwaite's Method*; pressure upon the abdomen alternating with relaxation to allow descent of the diaphragm. *Schröder's Method*; the babe while in a bath is supported by the operator on the back, its head, arms, and pelvis being allowed to fall backward; a forceful expiration is then effected by bending up the babe over its belly, thereby compressing the thorax. *Schultze's Method*; the child is seized from behind with both hands, by the shoulders, in such a way that the right index finger of the operator is in the right axilla of the child from behind forward, and the left index finger in the left axilla, the thumbs hanging loosely over the clavicles. The other three fingers hang diagonally downward along the back of the thorax. The operator stands with his feet apart and holds the child as above, practically hanging on the index fingers in the first position, with the feet downward, the whole weight resting on the index fingers in the axillæ, the head being supported by the ulnar borders of the hands. This is the first inspiratory position. At once the operator swings the child gently forward and upward. When the operator's hands are somewhat above the horizontal the child is moved gently, so that the lower end of the body falls forward toward its head. The body is not flung over, but moved gently until the lower end rests on the chest. In this position the chest and upper end of the abdomen are compressed tightly. The child's thorax rests on the tips of the thumbs of the operator. As a result of this forcible expiration the fluids usually pour out of the nose and mouth of the infant. The child is allowed to rest in this position (the first expiratory position) about one or two seconds. The operator gradually lowers his arms, the child's body bends back, and he again holds the infant hanging on his index fingers with its feet downward; this is the second inspiratory position. These movements are repeated 15 to 20 times in the minute. *Sylvester's Method*, chiefly by movements of the arms. This method is valueless in asphyxia neonatorum, owing to non-development of the pectoral muscles. **A. Urticaria**, a condition much resembling that seen in the *autographic skin q. v.* **A. Vitreous**. See *Evisceration*.



## ARTIFICIAL FEEDING OF INFANTS.

TABLE OF QUANTITY REQUIRED.

AGE.	INTERVAL.	NUMBER OF FEEDINGS IN 24 HOURS.	AMOUNT OF FOOD AT EACH FEEDING.	TOTAL AMOUNT IN 24 HOURS.
1st week, . . . . .	2 hours.	10	1 oz.	10 ozs.
2d to 4th week, . . .	2 "	9	1½ ozs.	13½ "
2d to 3d month, . . .	3 "	6	3 "	18 "
3d to 4th month, . . .	3 "	6	4 "	24 "
4th to 5th month, . . .	3 "	6	4-4½ "	24-27 "
6th month, . . . . .	3 "	6	5 "	30 "
8th month, . . . . .	3 "	6	6 "	36 "
10th month, . . . . .	3 "	5	8 "	40 "

**Artus** (*ar'-tus*) [L.: *pl.*, *Artus*]. A joint; a limb; the joints collectively.

**Aryepiglottic** (*ar-e-ep-e-glot'-ik*). Same as *Arytenoepiglottic*.

**Arytenoepiglottic** (*ar-i'-ten-o-ep-e-glot'-ik*) [ἀρύταινα, a pitcher; εἶδος, likeness; ἐπί, upon; γλωττίς, glottis]. Relating to an arytenoid cartilage and to the epiglottis; as the aryteno-epiglottic fold (or folds), consisting of a fold of mucous membrane that extends from either arytenoid cartilage to the epiglottis.

**Arytenoid** (*ar-i-te'-noid*) [ἀρύταινα, a pitcher; εἶδος, likeness]. Resembling the mouth of a pitcher. **A. cartilages**, two cartilages of the larynx regulating, by the means of the attached muscles, the tension of the vocal cords. **A. Glands**, muciparous glands found in large numbers along the posterior margin of the aryteno-epiglottidean fold in front of the arytenoid cartilages. **A. Muscle**, arises from the posterior surface of one arytenoid cartilage and is inserted into the corresponding parts of the other. It is composed of three planes of fibers, two *oblique* and one *transverse*. It draws the arytenoid cartilages together.

**Arythmia** (*ar-ith'-me-ah*). See *Arrhythmia*.

**Arythmic** (*ar-ith'-mik*). See *Arrhythmic*.

**Asa** (*a'-sak*) [Pers., *āsā*, mastic]. A gum. **A. dulcis**, benzoin; also the drug called *laser*.

**Asafetida** (*as-a-fe'-id-ah*) [asa, gum; fetida, stinking]. A resinous gum obtained from the root of *Ferula fetida* and *F. scordosoma*. It is somewhat soluble in alcohol and forms an emulsion with water. Its properties are due to *allyl sulphid*,  $C_6H_{10}S$ . It is a powerful antispasmodic, stimulant, and expectorant, and is very serviceable in hysteria and bronchial affections. Dose gr. v-xx. **A. tinct.**, strength 20 per cent. Dose  $\frac{5}{32}$  ss-ij. **A. emplastum**, asafetida 35, lead plaster 35, galbanum 15, yellow wax 15, alcohol 120 parts. **A., Enema** (B. P.), asafetida and distilled water. **A., Emulsion**, a 4 per cent. emulsion. Dose  $\frac{5}{32}$  ss- $\frac{3}{4}$  ij. **A. et magnesiæ mist.**, Dewees's carminative, magnesium carb. 5, tinct. asafetida 7, tinct. opii 1, sugar 10, aq. dest. ad 100 parts. Dose  $\frac{5}{32}$  ss- $\frac{3}{4}$  ss. **A. pilulæ**, contain each gr. iij of asafetida and gr. j of soap. Dose j-iv. **A. et Aloes pil.**, have gr. 1½ of each ingredient. **A. pil. comp.** (B. P.). *Galbani pil. comp.* See *Galbanum*. *Ammoniacæ fetidus spt.*, contains asafetida 1½, liq. ammoniæ fort. 2, spirit 20 parts. Dose  $\frac{5}{32}$  ss-j. Unof.

**Asagea**, or **Asagræa** (*as-a-gre'-ah*) [Asa Gray, an American botanist]. A genus of melantheaceous herbs. **A. officinalis**. See *Cebadilla*.

**Asak** (*as'-ak*). See *Saraca indica*.

**Asaphatum** (*as-af'-at-um*) [Arab.]. An old name for comedones.

**Asaphia** (*as-af-i'-ah*) [ἀσάφεια, indistinctness]. Indistinctness of utterance, especially that due to cleft palate.

**Asaprol** (*as'-ap-rol*),  $Ca(OH.C_{10}H_6SO_3)_{2,3}Aq$ . Calcium- $\beta$ -naphthol- $\alpha$ -mono-sulphonate, a substance readily soluble in water and alcohol, and recommended as an antiseptic in 5 per cent. solution. It is also used in acute articular rheumatism in doses of from 15 to 60 grains.

**Asarabacca** (*as-ar-ab-ak'-ah*) [ἀ priv.; σείρα, a band; bacca, a berry]. The plant *Asarum europæum*, an errhin, aperient, and emetic. Unof.

**Asarcia** (*ah-sar'-se-ah*) [ἀ priv.; σάρξ, flesh]. Emaciation; leanness.

**Asarin** (*as'-ar-in*). Same as *Asarone*.

**Asarkia** (*ah-sar'-ke-ah*). See *Asarcia*.

**Asarol** (*as'-ar-ol*) [ἀσaron, asarabacca; oleum, oil],  $C_{10}H_{16}O$ . A camphor-like body derived from asarum.

**Asarone** (*as'-ar-on*) [ἀσaron, asarabacca],  $C_{20}H_{26}O_5$ . Asarin. The solid component of the oil from *Asarum europæum*. It forms monoclinic prisms, melting at  $61^{\circ}$ , and boils at  $295^{\circ}$ . It has an aromatic taste, and smells like camphor.

**Asarum** (*as'-ar-um*) [ἀσaron, asarabacca]. A genus of aristolochiaceæ plants. **A. europæum** has diaphoretic, emetic, purgative, and diuretic qualities, but is now little used except in veterinary practice. **A. canadense**, called wild ginger, Canada snakeroot, with other N. American species, are used chiefly in domestic practice. *A. canadense* is a fragrant, aromatic stimulant. Dose of fld. ext.  $\mathfrak{M}$  xv-3 ss. Unof.

**Asbestos** (*as-bes'-tos*) [ἀσβεστος, unquenchable]. A mineral more or less flexible and fibrous. It is used in mechanical dentistry, mixed with plaster, as a substitute for sand, to form the investment preparatory to soldering. In surgery, it has also a limited use.

**Ascariasis** (*as-kar'-i-as-is*) [ἀσκαρίζειν, to jump]. The symptoms produced by the presence of ascariæ in the gastro-intestinal canal.

**Ascaricide** (*as-kar'-is-id*) [ascaris, a mite; cadere, to kill]. A medicine that kills ascariæ.

**Ascariæ** (*as-kar'-id-ēz*). See *Thread-worms*.

**Ascaridiasis** (*as-kar-id-i'-as-is*) [ἀσκαρίζειν, to jump]. The presence of ascariæ in the intestine.

**Ascaris** (*as'-kar-is*) [ἀσκαρίζειν to jump; *pl.*, *Ascarides*]. A genus of the family *Ascaridæ*. Parasitical worms inhabiting the bodies, and especially the intestines, of most animals. **A. lumbricis**, is found in the ox, hog and man. It inhabits the small intestine, especially of children. **A. mystax**, the round-worm of the cat, and **A. alata** have rarely been found in man. **A. vermicularis**, a synonym of *Oxyuris vermicularis*. See *Parasites*, *Table of*.

**Ascending** (*as-end'-ing*) [ascendere, to rise]. Taking an upward course (as parts of the aorta, and colon, and as one of the venæ cavæ). **A. Current**, in electricity, one going from the periphery to a nerve-center. **A. Metamorphosis**. Same as *Anabolism*. **A. Paralysis**. See *Paralysis*.

**Ascherson's Vesicles**. The peculiar small globules formed when oil and an albuminous fluid are agitated together. Formerly thought to be cells.

**Ascheteuresis** (*as-ket-u-re'-sis*) [ἀσχετος, restless; οὐρησις, urination]. An uncontrollable desire to urinate; irrepressible urination.

**Aschistodactylism** (*as-kis-to-dak'-til-izm*) [ἀσχιστος, uncloven; δακτύλος, a finger]. A synonym of *Syndactylism*.



**Ascia** (*as'-se-ah* or *as'-ke-ah*) [*à* priv.; *σκιά*, shadow]. *Fascia spiralis*; *dolabra currens*; a spiral bandage applied without reverses, each turn of which overlaps the preceding for about a third of its width. *Dolabra repens*, is the same as the preceding, in which, however, the spirals are formed more obliquely, and do not overlap each other, but are separated by a greater or less interval.

**Ascidium** (*as-id'-e-um*) [*ἀσκίδιον*, dim. of *ἄσκος*, a wine-skin]. In biology, a pitcher, or a pitcher-shaped organ, as in the pitcher plant or bladder wort.

**Asciferous** (*as-if'-er-us*) [*ἄσκος*, a bladder (spec., a spore case); *ferre*, to bear]. Producing asci.

**Ascigerous** (*as-ij'-er-us*) [*ascus*, a spore case; *gerere*, to bear]. Ascus-bearing.

**Ascites** (*as-it'-ez*) [*ἀσκίτης*, a kind of dropsy; from *ἄσκος*, a bag]. An abnormal collection of serous fluid in the peritoneal cavity; dropsy of the peritoneum. It is either local in origin or a part of a general dropsy. The *ascitic fluid* is usually clear, yellow, coagulating on standing, and if renal in origin contains uræa. It may be turbid, blood-stained, and contain lymph-particles or shreds. There is a uniform enlargement of the abdomen, fluctuation, percussion-dulness, etc. **A. adiposus**. A milky appearance of ascitic fluid due to the presence in it of numerous cells that have undergone fatty degeneration and solution. It is seen in certain cases of cancer, tuberculosis, or chronic inflammation of the peritoneum. **A. chylosus**. The presence of chyle in a greater or less degree of purity in ascitic fluid. It follows rupture of the chyle duct.

**Ascitic, Ascitical** (*as-it'-ik*, *as-it'-ik-al*) [*ἀσκίτης*, a kind of dropsy]. Pertaining to or affected with ascites.

**Asclepiad** (*as-kle'-pe-ad*) [*Ἀσκληπιάδης*, a Greek poet]. In ancient Greece, any priest of Asclepias (Æsculapius), of the family or class that claimed descent from that hero or demigod. The Asclepiads were also physicians, at least in some period of their history.

**Asclepiadin** (*as-kle-pi'-ad-in*) [*ἀσκληπιάδης*]. A bitter glucosid obtainable from various species of *Asclepias*. It is poisonous, with emetic, purgative, and sudorific effects. Unof.

**Asclepias** (*as-kle'-pe-as*) [*ἀσκληπιός*]. Pleurisy Root. The root of *Asclepias tuberosa*. A popular remedy in the Southern States for pleurisy. A powerful diaphoretic and a moderate emetic and cathartic. The infusion recommended has a strength of  $\frac{3}{j}$  of the powdered root to  $\frac{3}{xxxij}$  of water. Dose, a teacupful every 3 or 4 hours. Also, **A. curassavica**, Blood-flower, an herb common to tropical America; astringent, styptic, and anthelmintic against the tapeworm. A popular remedy for checking capillary hemorrhage. Dose of fld. ext.  $\frac{3}{j}$ - $\frac{ij}{j}$ ; of the drug, gr. xx-xl. Unof. Many other species of this genus have active medicinal qualities, at present but little understood. **A., Ext., Fld.**, the fluid extract. Dose  $\frac{3}{i}$ - $\frac{ij}{j}$ .

**Asclepin** (*as-kle'-pin*) [*ἀσκληπιός*]. 1. A poisonous principle obtainable from asclepiadin by the separation of glucose from the latter. It is a heart paralyzant, with reputed alterative, purgative, and diaphoretic effects. It is offensive to the taste and smell. Unof. 2. The precipitate from a tincture of *Asclepias tuberosa*; alterative, evacuant, tonic, sedative. Dose grs. ij-iv. Unof.

**Ascocarp** (*as'-ko-karp*) [*ἄσκος*, a bag; *καρπός*, fruit]. In biology, the organ that in Ascomycetes and Lichenes produces ascospores.

**Ascococcus** (*as-ko-koh'-us*) [*ἄσκος*, a leather bag; *κόκκος*, a kernel]. A genus of the family of Schizomycetes. The ascococci are microorganisms made up of round or ovoid cells; with elements united in massive colonies, surrounded by tough, thick, gelatin-

ous envelopes. **A. Billrothii**, found in putrefied meat; its natural habitat is the air; zymogenic, probably not pathogenic. See *Bacteria*, Table of.

**Ascogenous** (*as-koj'-en-us*) [*ἄσκος*, a bag; *γενής*, producing]. In biology, producing asci.

**Ascogonium** (*as-ko-go'-ne-um*) [*ἄσκος*, a bag; *γονός*, producing]. In biology, the corkscrew-shaped female organ of the mould-fungi. It is formed by several fine branches given off from a mycelium; an archicarp, or, generally, an imperfectly developed carpogonium.

**Ascomyceter** (*as-ko-mi-se'-ter*) [*ἄσκος*, a bag; *μύκης*, mushroom]. In biology, a group of fungi including morchella, helvella, leotia, etc., which have cup-shaped depressions, lacunæ, and sinuosities. Aspergillus, penicillium, and oïdium belong here.

**Ascophora** (*as-koff'-o-rah*) [*ἄσκος*, a bag; *φerein*, to bear]. A genus of fungi. **A. elegans**, a vegetable growth occasionally found in the ear; bread-mould. **A. mucedo**, a microscopic fungus, of which the mould of bread is an example.

**Ascophore** (*as'-ko-för*) [*ἄσκος*, a bag; *φerein*, to bear]. The spore-bearing stage, surface, or hyphæ of a fungus.

**Ascospore** (*as'-ko-spör*) [*ἄσκος*, a bag; *σπóρος*, seed]. In biology a spore produced by or in an ascus.

**Ascus** (*as'-kus*) [*ἄσκος*, a bag, or bladder]. In biology, the characteristic spore case of some fungi and lichens, usually consisting of a single terminal cell containing eight spores.

**Ascyphous** (*as'-if-us*) [*à* priv.; *σκύφος*, a cup]. In botany, without *scyphi* or cup-shaped fruiting organs, as some lichens.

**Ascretory** (*ah-se'-kret-o-re*) [*à* priv.; *secretus*, separate]. Dry; without secretion.

**Asellus** (*as-el'-us*) [L.]. An old name for the cod. *Oleum jecinoris aselli*, cod-liver oil.

**Asemasia** (*as-em-a'-ze-ah*) [*à* priv.; *σημασία*, a signalling]. Absence of the power to communicate either by signs or language.

**Asemia** (*ah-se'-me-ah*) [*à* priv.; *σημα*, a sign]. In ability to form, express, or understand any sign, token, or symbol of thought or feeling, whether speech, writing or gesture.

**Asepsable** (*ah-sep'-sa-bl*) [*à* priv.; *σήψις*, putrefaction]. A less correct form of the word Aseptizable.

**Asepsin** (*ah-sep'-sin*). See *Antisepsin*.

**Asepsis** (*ah-sep'-sis*) [*à* priv.; *σήπειν*, to putrefy]. The condition of non-putrefaction; absence of all septic material or pathogenic microorganisms.

**Aseptic** (*ah-sep'-tik*) [*à* priv.; *σήψις*, putrefaction]. Free from pathogenic bacteria, or septic matter. The antiseptic treatment of wounds, including aseptic and antiseptic dressings, renders the wound aseptic.

**Asepticism** (*ah-sep'-tis-izm*) [*à* priv.; *σηπτός*, septic]. The doctrine or principles of aseptic surgery.

**Asepticity** (*ah-sep'-tis-it-e*) [*à* priv.; *σηπτός*, septic]. Quality of being aseptic.

**Asepticide** (*ah-sep'-tis-iz*) [*à* priv.; *σηπτός*, septic]. To render aseptic; to free from the power of conveying septic poison.

**Aseptin** (*ah-sep'-tin*) [*à* priv.; *σηπτός*, septic]. A secret preparation containing boric acid, used for preserving articles of food.

**Aseptizable** (*ah-sep'-tis-a-bl*) [*à* priv.; *σηπτός*, septic]. Susceptible of being rendered aseptic.

**Aseptol** (*ah-sep'-tol*) [*à* priv.; *σηπτός*, septic],  $C_6H_6SO_4$ . Sulphocarboic acid; sozolic acid. A reddish liquid, with an odor of carboic acid, recommended as a disinfectant and antiseptic. It is used externally (1:1000), and internally in about the same dose as carboic acid.

**Asexual** (*ah-seks'-u-al*) [*à* priv.; *sexus*, sex]. Without sex; non-sexual.

- Ash** (*ash*) [ME. *asch*]. See *Fraxinus*. **A. manna**. See *Fraxinus*. **A., Poison**. See *Chionanthus*. **A., Prickly**. See *Xanthoxylum*.
- Asialia** (*as-e-a'-le-ah*) [*â* priv.; *σίαλον*, spittle]. Defect or failure of the secretion of saliva.
- Asialorrhea** (*as-e-al-or-e'-ah*). Same as *Asialia*.
- Asiatic** (*a-ze-a'-ik*) [*Asia*]. Pertaining or belonging to Asia. **A. Cholera**. See *Cholera*. **A. Pill**, a method of administering arsenic in skin diseases. The formula is, arsenious acid gr. ij; black pepper, powdered licorice, each gr. xxxij; mucilage q. s. M. et ft. pil. no. xxxij. S. One to be taken t. d. after meals.
- Asimina** (*as-im-e'-nah*) [L.]. A genus of trees. **A. triloba**. The pawpaw or pawpaw tree of North America, bearing an edible fruit.
- Asiminin** (*as-im'-in-in*) [*asimina*]. An alkaloid derived from the seeds of *Asimina triloba*. It has active medicinal properties but is not much used. Unof.
- Asitia** (*ah-sish'-e-ah*) [*â* priv.; *σιτος*, food]. The want of food. Also a loathing for food.
- Asmegmatia** (*ah-smeg-ma'-she-ah*) [*â* priv.; *σμήγμα*, an unguent]. Deficiency or lack of smegma.
- Asomata** (*ah-so'-mat-ah*) [*â* priv.; *σῶμα*, body]. A species of omphalositic monster characterized by an absence of the trunk. The head is never well-formed, and the vessels run from it to the placenta in the membranes. Beneath the head is a sac in which rudiments of body organs may be found. This is the rarest form of omphalositic. Also called *Acardiacus acormus*.
- Asomia** (*ah-so'-me-ah*). See *Acormus*.
- Aspalasoma** (*as-pal-as-o'-mah*) [*ἀσπάλαξ*, mole; *σῶμα*, body]. A variety of single autostic monsters of the species celosoma, in which there is a lateral or median evagination occupying principally the lower portion of the abdomen, with the urinary apparatus, the genital apparatus, and the rectum opening externally by three distinct orifices.
- Asparagin** (*as-par'-ag-in*) [*ἀσπάραγος*, asparagus],  $C_4H_7N_2O_6 \cdot H_2O_2$ . An alkaloid isomeric with malamid. It is found in the seeds of many plants, in asparagus, beet root, peas and beans. It forms shining, four-sided, rhombic prisms, readily soluble in hot water, but not in alcohol or ether. It is an amid of aspartic acid, and forms compounds with both acids and bases. It is diuretic and sedative to the circulation. Dose gr. j-vj.
- Asparagus** (*as-par'-ag-us*) [*ἀσπάραγος*, asparagus]. The green root of *Asparagus officinalis*, a mild diuretic. Dose of fld. ext.  $\mathfrak{z}$  ss-j. Unof.
- Aspartic Acid** (*as-par'-tik*). See *Acid*.
- Asper-artery** (*as'-per-ar'-ter-e*) [*arteria aspera*, rough artery]. The trachea.
- Aspergillum** (*as-per-jil'-if-orm*) [*aspergere*, to sprinkle; *forma*, shape]. In biology, shaped like the brush used to sprinkle holy water; as the stigmas of many grasses.
- Aspergillus** (*as-per-jil'-us*) [*aspergere*, to scatter]. A nominal genus of fungi, probably containing only the conidial forms of *Eurotium*. **A. auricularis**, a fungus found in the wax of the ear. **A. fumigatus**, found in the ear, nose, and lungs. **A. glaucus**, the bluish mould found, e. g., upon dried fruit. **A. mucoroides**, a species found in tuberculous or gangrenous lung tissue.
- Aspergillismycosis** (*as-per-jil'-us-mi-ko'-sis*). See *Otomycosis*.
- Asperifoliate** (*as-per-if-o'-le-ât*) [*asper*, rough; *folium*, a leaf]. With leaves producing a sensation of roughness when handled.
- Aspermatia** (*ah-sper-ma'-she-ah*), [*â* priv.; *σπέρμα*, seed]. Aspermatism.
- Aspermatic** (*ah-sper-mat'-ik*) [*â* priv.; *σπέρμα*, seed]. Affected with or relating to aspermatism.
- Aspermatism** (*ah-sper'-mat-izm*) [*â* priv.; *σπέρμα*, seed]. Non-emission of semen, whether owing to non-secretion or non-ejaculation.
- Aspermous** (*ah-sper'-nus*) [*â* priv.; *σπέρμα*, seed]. Without seed.
- Aspersio** (*as-per'-zhun*) [*aspersio*, *aspergere*, to sprinkle]. Treatment of disease by sprinkling with a medicinal agent, or by dropping a medicine slowly upon the body or part affected.
- Asperula** (*as-per'-u-lah*) [L.]. A genus of rubiaceous plants, of which the European woodruff (*A. odorata*) is an example. This plant is a fragrant aromatic, rich in coumarin, and has diaphoretic and astringent qualities. The *Mairrank* or *Marwein* of the Germans is flavored with this herb. Unof.
- Asphalt** (*as'-falt*) [*ἀσφαλτον*, bitumen]. Bitumen (*q. v.*). Asphalt is now scarcely used in medicine, but a varnish prepared with it is employed in making cells for use in microscopy.
- Asphyctic** (*as-fik'-tik*), or **Asphyctous** (*as-fik'-tus*) [*â* priv.; *σφίξις*, pulsation]. Affected with asphyxia.
- Asphyxia** (*as-fiks'-e-ah*) [*â* priv.; *σφίξις*, the pulse]. The effect upon the body of the non-oxygenation of the blood; the suspension of vital phenomena when the lungs are deprived of air. The excess of carbon dioxide in the blood at first stimulates, then paralyzes the respiratory center of the medulla. Artificial respiration is therefore required in cases of sudden asphyxia. Asphyxia is characterized by extreme lividity of the features, and prominence of the eyeballs, with obstruction to respiration. It is the cause of death in suffocation, drowning, obstruction of the larynx, etc. **A. neonatorum**, the inability of new-born infants to begin respiration spontaneously, or to continue it.
- Asphyxiant** (*as-fiks'-e-ant*) [*ἀσφυκτος*, pulseless]. 1. Producing asphyxia. 2. An agent capable of producing asphyxia.
- Asphyxiate** (*as-fiks'-e-at*) [*â* priv.; *σφίξις*, to pulsate]. To produce or cause asphyxia; to suffocate, or to nearly suffocate.
- Aspic** (*as'-pik*) [*a* and *spic*, lavender spike]. The great lavender, or spike lavender, *Lavandula spica*. Its oil is at present used in veterinary practice and occasionally in liniments. Unof.
- Aspidium** (*as-pid'-e-un*) [L.: *gen. Aspidii*]. A genus of ferns, known as shield-ferns. There are many recognized species. The rhizome of *Dryopteris filix mas*, and of *D. marginulis* or male fern. Its properties are due to a resin containing filicic acid. It is valuable chiefly as a vermicide against tapeworm. Dose  $\mathfrak{z}$  ss- $\mathfrak{z}$  ss. **A., Oleoresina**, an ethereal extract. Dose  $\mathfrak{z}$  ss-j. **Ext., filicis Liq.**, (B. P.). Dose  $\mathfrak{m}$  xv- $\mathfrak{z}$  j.
- Aspidosamin** (*as-pid-os'-am-in*) [*ἀσπίς*, a shield; *σπέρμα*, a seed].  $C_{22}H_{28}N_2O_2$ . A basic principle, from quebracho-bark. Emetic. Unof.
- Aspidosperma** (*as-pid-o-sper'-mah*) [*ἀσπίς*, a shield; *σπέρμα*, seed]. The bark of *Aspidosperma quebracho-blanco*. **A., Ext.**, Fld., an alcoholic preparation. Dose  $\mathfrak{z}$  j.
- Aspidospermatin** (*as-pid-o-sper'-mat-in*) [*ἀσπίς*, a shield; *σπέρμα*, seed]. A basic substance, from quebracho bark, said to be isomeric with aspidosamin and to depress the temperature when administered. Unof.
- Aspidospermin** (*as-pid-o-sper'-min*) [*ἀσπίς*, shield; *σπέρμα*, seed].  $C_{22}H_{28}N_2O_2$ . An alkaloid extracted from Quebracho, *q. v.* (*Aspidosperma quebracho*). It has the general effects of quebracho. Unof.
- Aspirate** (*as'-pir-ât*) [*ad. to*; *spirare*, to breathe]. Any consonant sound that is aspirated or pronounced with a rough breathing. See *Consonants*.



**Aspiration** (*as-pir-a'-shun*) [*ad*, to; *spirare*, to breathe]. Used as a synonym of inspiration, also of imbibition. The act of using the aspirator. A method of withdrawing the fluids and gases from a wound, organ or cavity. **A. of Cataract Extraction.** See *Extraction of Cataract, Suction Method*. **A. Theory** (of Weber and Hasner), the theory that accounts for the transmission of tears into the nose by suction into the lachrymal sac through the rarefaction of the air in the nose during inspiration.

**Aspirator** (*as'-pir-a-tor*) [*ad*, to; *spirare*, to breathe]. An instrument for withdrawing the contents of an abscess, tumor, etc., without the admission of air.

**Asplenium** (*ah-splé'-ne-um*) [*à* priv.; *σπλήν*, spleen; a plant of this name was once thought to destroy the spleen]. A genus of ferns called spleen-worts, or milktwastes. **A. ceterach** and **A. filix-femina** formerly had a great repute as medicines, but are now little used. Unof.

**Asporogenic** (*ah-spôr-o-jen'-ik*) [*à* priv.; *σπορά*, seed; *γενής*, producing]. Not reproducing by means of spores; not producing spores.

**Assafetida** (*as-a-fet'-id-ah*). See *Asafetida*.

**Assalini's Operation.** See *Operations, Table of*.

**Assault** (*as-awlt'*) [*assalire*, to assail]. An attack. **A., Criminal**, in medical jurisprudence, the touching or attempting to touch, on the part of a male, any of the sexual organs (the breasts included) of a female, against her will, even though they be covered by clothing.

**Assibilation** (*as-ib-il-a'-shun*) [*assibilare*, to whisper to]. The utterance of sounds with a sibilant or hissing quality.

**Assideration** (*as-id-er-a'-shun*) [*ad*, intensive; *sideratio*, an evil influence]. In forensic medicine, infanticide by immersing in ice-water.

**Assimilable** (*as-int'-il-a-bl*) [*assimulare*, to make like]. Capable of being assimilated; nutritious.

**Assimilation** (*as-im-il-a'-shun*) [*assimulare*, to make like]. The process of transforming food into such a nutrient condition that it is taken up by the circulatory system, to form an integral part of the economy; synthetic or constructive metabolism; anabolism. In biology, the formation of carbohydrate from water and carbon dioxid by the agency of chlorophyll. **A., Mental**, the mental reception of impressions and their assignment by the consciousness to their proper place. **A., Primary**, that concerned in the conversion of food into chyle and blood. **A., Secondary**, that relating to the formation of the organized tissues of the body.

**Associated** (*as-o'-se-a-ted*) [*associatus*, united]. Joined. **A. Antagonist.** See *Antagonist*. **A. Movements**, coincident or consensual movements of other muscles than the leading one, and which by habit or unity of purpose are involuntarily connected with its action. Both eyeballs move alike in reading, though one be a blind eye. Movement of the normal arm will sometimes produce slight motion of the opposite paralyzed arm. Uniformity of innervation is usually the cause of these movements. **A. Paralysis**, a common paralysis of associated muscles.

**Assurgent** (*as-er'-jent*). See *Ascending*.

**Assurin** (*as'-u-rin*),  $C_{46}H_{94}N_2P_2O_9$ . A name given by Thudichum to a complex substance occurring in brain tissue, classed as a di-nitrogenized diphosphatid.

**Astacolith** (*as-tak'-o-lith*) [*ἄστακος*, a lobster; *λίθος*, a stone]. A concretion obtainable from the stomach of a European craw-fish, *Astacus fluviatilis*, and often gathered from brooks. These are called *Crabs' Eyes*, and *Eye-stones*, *q. v.*

**Astasia** (*as-ta'-se-ah*) [*à* priv.; *στάσις*, standing]. Motor incoördination for standing. See *Abasia*. **A.**

**Abasia**, a symptom consisting in inability to stand or walk in a normal manner.

**Asteatodes** (*as-te-at-o'-dēz*) [*à* priv.; *στέαρ*, tallow; *ώδης*, fullness]. Deficient in the secretion of the sebaceous glands.

**Asteatosis** (*as-te-at-o'-sis*) [*à* priv.; *στέαρ*, tallow; *ώδης*, fullness]. 1. A deficiency or absence of the sebaceous secretion. 2. Any skin disease (as xeroderma) characterized by scantiness or lack of the sebaceous secretion. **A. cutis**, a condition of diminished sebaceous secretion, as the result of which the skin becomes dry, scaly, and often fissured.

**Aster** (*as'-ter*) [*aster*, a star]. 1. An extensive genus of composite flowered plants, mainly N. American. **A. cordifolius** is a nerve and antispasmodic. **A. puniceus** is a stimulant and diuretic. Unof. 2. See *Karyokinesis*, *Mother-star*, *Dyaster*, *Amphaster*, and *Cytaster*.

**Asterion** (*as-te'-re-on*). See *Cranimetric Points*.

**Asternal** (*ah-ster'-nal*) [*à* priv.; *στέρνον*, the breast-bone]. Not connected with the sternum. **A. Ribs**, the five lower pairs, because not joined directly to the sternum. Also called false ribs.

**Asternia** (*ah-ster'-ne-ah*) [*à* priv.; *στέρνον*, the breast-bone]. Absence of the sternum.

**Asteroid** (*as'-ter-oid*) [*ἀστήρ*, a star; *είδος*, resemblance]. 1. Shaped like a star. 2. In biology, with radiate lobes.

**Asthenia** (*as-the'-ne-ah*, or *as-then-i'-ah*) [*ἀσθένεια*; *à* priv.; *σθένος*, strength]. General loss or absence of strength; adynamia.

**Asthenic** (*as-then'-ik*) [*à* priv.; *σθένος*, strength]. Characterized by asthenia.

**Asthenometer** (*as-then-om'-et-er*) [*ἀσθένεια*, want of strength; *μέτρον*, a measure]. An instrument for detecting and measuring asthenia; especially, a device for measuring muscular asthenopia.

**Asthenopia** (*as-then-o'-pe-ah*) [*à* priv.; *σθένος*, strength; *ὤψ*, eye]. Weakness, speedy fatigue of, the ocular muscles or visual powers, due to errors of refraction, insufficiency, over-use, anemia, etc. **A., Accommodative**, due to hyperopia, astigmatism, or a combination of the two, producing strain of the ciliary muscle. **A., Muscular**, due to weakness, incoördination (heterophoria), or strain of the external ocular muscles. **A., Retinal, or Nervous**, a rare variety, caused by retinal hyperesthesia, anesthesia, or other abnormality, or by general nervous affections.

**Asthenopic** (*as-then-op'-ik*) [*à* priv.; *σθένος*, strength; *ὤψ*, eye]. Characterized by asthenopia.

**Asthma** (*as'-mah*) [*ἄσθμα*, panting]. Paroxysmal or intermittent dyspnea, generally accompanied by cough, bronchial constriction, and a feeling of constriction and suffocation. The etiology is obscure, being ascribed to heredity, nasal disease, gout, exhalations of plants and atmospheric impurities, colds, etc. It is undoubtedly a neurosis, the spasm of the muscular tissue of the bronchial tubes being due either to central or to peripheral nervous irritation. The duration of a paroxysm may be from two to six hours to four or five nights. When dependent upon disease of the heart, the kidneys, stomach, thymus, etc., it has been designated, *cardiac*, *renal*, *peptic*, *thymic*, etc. **A. convulsivum**. Synonym of *Bronchial Asthma*. **A. Crystals**, acicular crystals contained in the sputum of asthmatic patients. **A. dyspepticum**, is due to nervous reflexes through the vagus. **A., Grinders'**. Same as *Fibroid Phthisis*. **A., Hay**. See *Hay Fever*. **A., Heberden's**, angina pectoris. **A., Kopp's**, spasm of the glottis. **A., Marine**. See *Beriberi*. **A., Millar's**. See *Laryngismus stridulus*. **A., Miner's**. See *Anthraxis*. **A. nervosum**.



Synonym of *Bronchial Asthma*. **A.**, **Thymic**. Synonym of *Laryngismus stridulus*. **A. uteri**. Synonym of *Hysteria*.

**Asthmatic** (*as-mat'-ik*) [*ἄσθμα*, panting]. Relating to or affected with asthma.

**Astigmatograph** (*as-tig'-ma-graf*) [*ἄ* priv.; *στίγμα*, a point; *γράφειν*, to write]. An instrument for illustrating the phenomena of astigmatism.

**Astigmatic** (*as-tig-mat'-ik*) [*ἄ* priv.; *στίγμα*, a point]. Pertaining to or affected with astigmatism.

**Astigmatism** (*as-tig'-mat-izm*) [*ἄ* priv.; *στίγμα*, a point, because rays of light from a point are never brought to a point by the refractive media of the eye]. That condition of the eye wherein homocentric rays of light are not brought to a focus by the media. It is usually due to inequality of curvature of the different meridians of the cornea (**corneal A.**), but may be caused by imperfections of the lens (**lenticular**), unequal con-

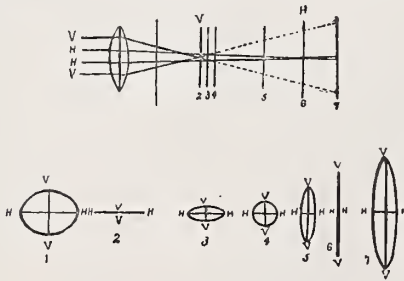


DIAGRAM ILLUSTRATING THE FORMATION OF ASTIGMATIC IMAGES.

The figures below give the images corresponding to the positions of the perpendicular lines above. The vertical rays are brought to a focus anterior to the horizontal. V. = vertical rays; H. = horizontal.

traction of the ciliary muscle, or may perhaps be due to retinal imperfection. It may be **acquired** or **congenital**, and may complicate hypermetropia or myopia, producing either **simple hypermetropic A.**, in which one principal meridian is emmetropic, the other hypermetropic; or **compound hypermetropic A.**, in which both meridians are hypermetropic, but one more so than the other. Complicating myopia, we may in the same way have **simple myopic** or **compound myopic A.** In **mixed A.**, one principal meridian is myopic, the other hypermetropic. **Regular A.** is when the two principal meridians are at right angles to each other. **Irregular A.**, when different parts of a meridian have different refracting powers.

**Astigmatometer** (*as-tig-mat-om'-et-er*) [*ἄ* priv.; *στίγμα*, a point; *μέτρον*, a measure]. An instrument for measuring the degree of astigmatism.

**Astigmometer** (*as-tig-mom'-et-er*). See *Astigmatometer*.

**Astigmatometry** (*as-tig-mom'-et-re*) [*ἄ* priv.; *στίγμα*, a point; *μέτρον*, a measure]. The measurement of astigmatism.

**Astomous** (*ah-sto'-mus*) [*ἄ* priv.; *στόμα*, mouth]. In biology, without a mouth or aperture.

**Astragalectomy** (*as-trag-al-ek'-to-me*) [*ἀστράγαλος*, astragalus; *ἐκτομή*, excision]. Surgical excision of the astragalus.

**Astragaloscapoid** (*as-trag-al-o-skaf'-oid*) [*ἀστράγαλος*, astragalus; *σκαφοειδής*, like a boat]. Relating to the astragalus and the scaphoid bone.

**Astragalotibial** (*as-trag-al-o-tib'-e-al*) [*ἀστράγαλος*, astragalus; *τίβια*, the shin-bone]. Relating to the astragalus and the tibia.

**Astragalus** (*as-trag'-al-us*) [*ἀστράγαλος*, a dice; the analogous bones of the sheep were used by the ancients as dice]. The ankle-bone, upon which the tibia rests. Also, a genus of leguminous plants from some varieties of which gum tragacanth is derived. **A. mollissimus**, Loco Plant. The active principle of this plant has myriatic properties. Unof.

**Astrapaphobia** (*as-trap-af'-be-ah*) [*ἀστραπή*, lightning; *φόβος*, fear]. Morbid and unreasonable fear of lightning.

**Astraphobia** (*as-trah-fo'-be-ah*). See *Astrapaphobia*.

**Astriction** (*as-trik'-shun*) [*astrictio*; *ad*, to; *stringere*, to bind]. Constipation or any condition resulting from the use of astringents.

**Astringency** (*as-trin'-jen-se*) [*ad*, to; *stringere*, to bind]. The quality of being astringent.

**Astringent** (*as-trin'-jent*) [*ad*, to; *stringere*, to bind]. 1. Causing contraction; binding. 2. An agent producing contraction of organic tissues, or that arrests hemorrhages, diarrheas, etc. Tannin, alum, opium, alcohol, the salts of silver, lead, etc., are examples.

**Astrokinetic** (*as-tro-kin-et'-ik*) [*ἄστρον*, a star; *κινεῖν*, to move]. In biology, applied by Ryder to the phenomena of motion as exhibited by the centrosomes of cells.

**Astrostatic** (*as-tro-stat'-ik*) [*ἄστρον*, a star; *ἵστασθαι*, to stand]. In biology, applied by Ryder to the resting condition of the centrosomes of cells.

**Asylum** (*as-il'-lum*) [*asylum*, a place of refuge]. An institution for the support, safe-keeping, cure, or education of those incapable of caring for themselves, such as the insane, the blind, etc. **A. Ear**. See *Hematoma auris*, and *Ear Deformities*.

**Asymbolia** (*ah-sin-bo'-le-ah*) [*ἄ* priv.; *σύμβολον*, symbol]. The loss of all power of communication, even by signs or symbols.

**Asymmetry** (*ah-sin'-et-re*) [*ἄ* priv.; *συμμετρία*, symmetry]. 1. Unlikeness of corresponding organs or parts of opposite sides of the body that are normally of the same size, etc., as *e.g.*, asymmetry of the two halves of the skull or brain. 2. The linking of carbon atoms to four different groups; the combination of carbon atoms with different atoms or atomic groups.

**Asynergia** (*ah-sin-er'-je-ah*) [*ἄ* priv.; *συνεργία*, co-operation]. Faulty coördination of the different organs or muscles normally acting in unison.

**Asynesia** (*as-in-el'-ze-ah*) [*ἄσυνεσία*, stupidity]. Stupidity; loss or disorder of mental power.

**Asynodia** (*ah-sin-o'-de-ah*) [*ἄ* priv.; *συννοδία*, a traveling together]. Impotence.

**Asystematic** (*ah-sis-tem-at'-ik*) [*ἄ* priv.; *σύστημα*, system]. Diffuse; not restricted to any one or several systems of nerve fibers; applied to nervous diseases that are general.

**Asystole** (*ah-sis-to-le*) [*ἄ* priv.; *συστολή*, a shortening]. Absence or imperfection of the cardiac systole, due to feebleness, dilatation, etc., of the heart.

**Asystolic** (*ah-sis-to'-ik*) [*ἄ* priv.; *συστολή*, a shortening]. Marked by, due to, or suffering from asystole.

**Asystolism** (*ah-sis-to'-izm*) [*ἄ* priv.; *συστολή*, a shortening]. Inability of the right ventricle of the heart to empty itself of its contents, a condition encountered in the last stages of mitral incompetence. See *Asystole*.

**Asystoly** (*ah-sis-to-le*). Same as *Asystole*.

**Atactic** (*at-ak'-tic*) [*ἄτακτος*, irregular]. Irregular, incoördinate. Pertaining to muscular incoördination, especially in aphasia. Also applied to atypical fevers.

**Atavic** (*at-av'-ik*) [*atavus*, a forefather]. Relating to or characterized by atavism.

**Atavism** (*at-av-izm*) [*atavus*, a forefather]. The reappearance of an anomaly, physical, mental, or pathologic, in an individual whose more or less remote

progenitors were similarly affected, but in whose immediate ancestors it had not been shown.

**Atavistic** (*at-av-is'-tik*). Same as *Atavic*.

**Ataxaphasia** (*at-aks-af-a'-ze-ah*). See *Aphasia*.

**Ataxia** (*at-aks'-e-ah*) [*ἀταξία*, want of order]. The word means primarily irregularity or want of order, but it is most commonly used to express incoördination of muscular action; an excess or deficiency in contraction of the various muscles concerned in a given action. Both static and locomotor ataxia are prominent symptoms of tabes or disease of the posterior columns of the cord, but it is absurd to speak of ataxia as if it were a disease itself, instead of being only one of many symptoms of many diseases. **A.**, **Briquet's**, a hysterical state marked by loss of sensation in the skin and in the leg muscles. **A. cordis**. See *Delirium cordis*.

**A. of Drunkards**. See *Polyncuritis potatorum*. **A.**, **Family**. See *A.*, *Hereditary*. **A.**, **Hereditary**, Friedreich's ataxia, a family disease of children and the young. See *Friedreich's Disease*.

**A.**, **Locomotor**, the failure of muscular coördination as regards movements, and especially in walking. **A.**, **Motor**, inability to coördinate the muscles in walking.

**A.**, **Signs of**. 1. *Romberg* (or *Brach-Romberg sign*), swaying of the body with closed eyes. 2. *Signe de cloche-pied*: standing on one leg with open eyes, and with closed eyes. The ataxic finds difficulty in standing upon one foot while the other is raised from the ground, particularly when the eyes are closed.

3. *Sign of crossing the legs*: in crossing the legs a normal person raises the one leg to the level of the other knee and deposits the former upon the latter. The ataxic raises the one leg a considerable distance above the other knee, and in depositing the former upon the latter makes the arc of a large circle.

4. *Sign "de l'escalier"*: sign of descending stairs; difficulty in descending stairs experienced by the ataxic. 5. *Marching at command*; a. march! b. halt! c. about face!

a. When an ataxic that has been seated is told to walk, he manifests uncertainty or hesitation in his effort, first on rising, to gain his equilibrium. b. The marching ataxic finds great difficulty and is likely not to succeed in halting with precision when commanded to do so.

c. The ataxic patient cannot turn about face with the same promptitude and the same certainty as the normal individual. 6. *Westphal's sign*; abolition of the knee-jerk.

**A.**, **Static**, the failure of muscular coördination in standing still, or in fixed positions of the limbs. **A.**, **Thermal**, peculiar large and irregular fluctuations of the body temperature, due to a condition of incoördination, or a disordered or weakened thermotaxic mechanism.

This may give rise to the so-called *paradoxic* or *hysterical temperatures*, rising occasionally to 108° or 110° F., without grave or permanent injury.

**Ataxiagram** (*at-aks'-e-a-gram*) [*ἀταξία*, want of order; *γράμμα*, a marking]. A line drawn by a patient suffering with an ataxial disease. The patient's eyes are open or closed and he attempts to make a straight line. The character of the deviations from a straight line that result are conceived to have a certain diagnostic value.

**Ataxiamnesia** (*at-aks-e-am-ne'-ze-ah*) [*ἀταξία*, want of order; *ἀμνησία*, forgetfulness]. Muscular ataxia with loss of or impairment of memory.

**Ataxic** (*at-aks'-ik*) [*ἀταξία*, want of order]. 1. Pertaining to or affected with ataxia. 2. A person affected with ataxia. **A. Aphasia**. See *Aphasia*. **A. Fever**. Synonym of *Typhus Fever*, q. v.

**Ataxophemia** (*at-aks-o-fe'-me-ah*) [*ἀταξία*, want of order; *φήμι*, to speak]. Lack of coördination in speech.

**Ataxy** (*at-aks'-e*). See *Ataxia*.

**Atelectasis** (*at-el-ek'-tas-is*) [*ἀτελής*, imperfect; *ἐκτασις*, expansion]. Pulmonary collapse, with failure of the air to enter the vesicles. It may be either *acquired* (apneumatosi), or *fetal*. The condition is due not to disease of the lungs, but to nerve injuries, weakness, etc. In fetal cases the lung has never been inflated, whilst in *apneumatosi* it has been inflated.

**Atelectatic** (*at-el-ek-tat'-ik*) [*ἀτελής*, imperfect; *ἐκτασις*, expansion]. Relating to or characterized by atelectasis.

**Ateleocephalous** (*at-el-e-o-sef'-al-us*) [*ἀτελής*, imperfect; *κεφαλή*, head]. Having the skull or head more or less incomplete.

**Atelia** (*at-el-i'-ah*) [*ἀτέλεια*, imperfection]. A teratologic term for imperfection or failure of development of some part of the fetus. The word is compounded with others to designate the member wanting, as *ateloecardia*, etc., expressing such a defect of the heart, etc.

**Atelocardia** (*at-el-o-kar'-de-ah*) [*ἀτελής*, imperfect; *καρδία*, heart]. An imperfect or undeveloped state of the heart; cardiatalia.

**Atelocheilia** (*at-el-o-ki'-le-ah*) [*ἀτελής*, imperfect; *χείλος*, lip]. Defective development of a lip.

**Atelochiria** (*at-el-o-ki'-re-ah*) [*ἀτελής*, imperfect; *χείρ*, hand]. Deficiency in the development of the hand.

**Ateloencephalia** (*at-el-o-en-sef-a'-le-ah*) [*ἀτελής*, incomplete; *ἐγκέφαλον*, brain]. Incomplete development of the brain.

**Ateloglossia** (*at-el-o-glos'-e-ah*) [*ἀτελής*, imperfect; *γλῶσσα*, tongue]. Congenital defect in the tongue.

**Atelognathia** (*at-el-og-na'-the-ah*) [*ἀτελής*, imperfect; *γνάθος*, jaw]. Imperfect development of a jaw, especially of the lower jaw.

**Atelomyelia** (*at-el-o-mi-e'-le-ah*) [*ἀτελής*, imperfect; *μυελός*, marrow]. Congenital defect or incompleteness of the spinal cord.

**Atelopodia** (*at-el-o-po'-de-ah*) [*ἀτελής*, imperfect; *πούς*, foot]. Defective development of the foot.

**Ateloprosopia** (*at-el-o-pro-so'-pe-ah*) [*ἀτελής*, incomplete; *πρόσωπον*, face]. Incomplete facial development.

**Atelorrhachidia** (*at-el-o-rak-id'-e-ah*) [*ἀτελής*, imperfect; *ράχις*, spine]. Imperfect development of the spinal column, as in spina bifida.

**Atelostomia** (*at-el-o-sto'-me-ah*) [*ἀτελής*, incomplete; *στόμα*, mouth]. Incomplete development of the mouth.

**Athalamous** (*ah-thal'-am-us*) [*ἀ priv.*; *θάλαμος*, a bed]. Absence of the optic thalamus. In biology, without apothecia, as certain lichens.

**Athalline** (*ah-thal'-in*) [*ἀ priv.*; *θαλλός*, a frond]. In biology, destitute of a thallus.

**Athelasmus** (*ah-thel-az'-mυs*) [*ἀ priv.*; *θηλασμός*, a suckling]. Inability to give suck, from defect or want of the nipples.

**Athelia** (*ah-the'-le-ah*) [*ἀ priv.*; *θήλη*, a nipple]. Absence of the nipple.

**Athermasia** (*ah-ther-ma'-ze-ah*) [*ἀ priv.*; *θερμασία*, heat]. Lack or deficiency of heat.

**Atheroma** (*ath-er-o'-mah*) [*ἀθήρη*, gruel; *δμα*, tumor]. Primarily, a soft encysted tumor; more commonly, the fatty degeneration of the walls of the arteries in consequence of chronic arteritis, and called *atheromatous degeneration*.

*Atheromatous abscess*, resulting from chronic arteritis, is a collection of soft matter beneath the intima, while an *atheromatous ulcer* is formed by the abscess breaking through the intima.

**Atheromasia** (*ath-er-o-ma'-ze-ah*) [*ἀθήρωμα*, an atheromatous tumor]. Atheromatous degeneration; the condition of atheroma.



**Atheromatous** (*ath-er-o'-mat-us*) [*ἀθήρωμα*, an atheromatous tumor]. Characterized by or affected with atheroma.

**Atherosperma** (*ath-er-o-sper'-mah*) [*ἄθῆρ*, beard; *σπέρμα*, seed]. A genus of trees. **A. moschatum**, *Australian sassafras*, a diaphoretic and diuretic sometimes used in pulmonary affections and asthma. Dose of the tincture, ʒss-j. Unof.

**Athetoid** (*ath'-et-oid*) [*ἄθητος*, unfixed]. Pertaining to or affected with athetosis. **A. Spasm**, a symptom of hemiplegia and some cerebral lesions.

**Athetosis** (*ath-et-o'-sis*) [*ἄθητος*, unfixed; changeable]. A symptom most frequently occurring in children, and characterized by continual change of position of the fingers and toes, and inability to keep them still, save in sleep. It is due to some lesion or derangement of the brain or cord. It is also called "post-hemiplegic chorea," from its occurrence after hemiplegia, in adults. **A., Double Congenital**. See *Paraplegia, Infantile Spasmodic*; also *Double Athetosis*.

**Athlete** (*ath-let'*) [*ἄθλητής*, to contend with]. Robust; vigorous. **A.'s Heart**, incompetency of the aortic valves, a condition frequently found in athletes.

**Athletics** (*ath-let'-iks*) [*ἄθλῆναι*, to contend]. The art of physical exercise for development or for health.

**Atrepsia** (*ah-threps'-e-ah*) [*ἀ* priv.; *τρέφειν*, to nourish]. The symptom-complex resulting from imperfect nutrition in children.

**Atroisemia** (*ath-roi-se'-me-ah*) [*ἄθροισμα*, accumulation; *αἷμα*, blood]. Congestion or accumulation of blood.

**Athymia** (*ah-thi'-me-ah*) [*ἀ* priv.; *θῦμος*, mind]. 1. Despondency. 2. Loss of consciousness. 3. Insanity.

**Athymic** (*ah-thi'-mik*) [*ἀ* priv.; *θῦμος*, mind]. Affected with athymia.

**Atlantad** (*at-lan'-lad*) [*Ἀτλας*, a Greek hero]. Toward the atlas in situation or direction.

**Atlantal** (*at-lan'-tal*) [*Ἀτλας*, a Greek hero]. Relating to the atlas.

**Atlanten** (*at-lan'-ten*) [*Ἀτλας*, a Greek hero]. Belonging to the atlas in itself.

**Atlanti-obliquus** (*at-lan'-ti-ob-li'-k-wus*) [L.]. The obliquus capitis superior muscle.

**Atlanti-rectus** (*at-lan'-ti-rek'-tus*) [L.]. The muscle called rectus capitis posticus minor.

**Atlanto-** (*at-lan'-to*) [*Ἀτλας*, a Greek hero]. A prefix signifying relation to the atlas; seen in the words *Atlanto-axial*, (relating to the atlas and the axis) *Atlanto-occipital*, *Atlanto-odontoid*, etc.

**Atlas** (*at'-las*) [*ἄτλας*, able]. The uppermost of the cervical vertebrae. It articulates with the occipital bone of the skull. **A. Silk**. See *Silk*.

**Atlee's Operation**. See *Operations, Table of*.

**Atlodidymus** (*at-lo-did'-im-us*). Same as *Atlodymus*.

**Atlodymus** (*at-lod'-im-us*) [*ἄτλας*, able; *διδύμος*, double]. A monosomic dual monstrosity; with two heads and a single body.

**Atlodo-** (*at-loi'-do*) [*ἄτλας*, able]. In composition, the same as *atlanto*; seen in such examples as *atlodo-axoid*, *atlodo-odontoid*, etc.

**Atmiatry** (*at-mi'-at-re*) [*ἄτμις*, vapor; *ιατρεία*, medical treatment]. Treatment of diseases of the lungs or mucous membranes, by inhalation, fumigation, or by directing a current of vapor or gas upon the part.

**Atmid-albumose**, (*at-mid-al'-bu-mös*) [*ἄτμις*, vapor; *albumen*]. Neumeister's term for the albumose formed by the action of superheated steam.

**Atmidometer** (*at-mid-om'-et-er*). See *Atmometer*.

**Atmidoscope** (*at-mid'-o-sköp*) [*ἄτμις*, vapor; *σκοπεῖν*, to view]. See *Atmometer*.

**Atmograph** (*at'-mo-graf*) [*ἄτμός*, breath; *γράφειν*, to record]. A form of self-registering respirometer.

**Atmometer**, or **Atmidometer** (*at-mom'-et-er*; *at-mid-om'-et-er*) [*ἄτμις*, vapor; *μέτρον*, a measure]. An instrument to measure the amount of water exhaled from a given surface in a given time, in order to determine the humidity of the atmosphere.

**Atmosphere** (*at'-mos-fēr*) [*ἄτμός*, vapor; *σφαῖρα*, a sphere]. The mixture of gases, vapor of water, and other suspended matters, surrounding the earth, as an elastic fluid envelop, to the height of about 200 miles.

**Atmospheric** (*at-mos-fer'-ik*) [*ἄτμός*, vapor; *σφαῖρα*, a sphere]. Pertaining to the atmosphere. **A. Moisture**, the vapor of water mingled with the atmosphere. It varies in quantity according to the temperature. **A. Pressure Cavity**, a cavity formed on the palatine surface of a set of artificial teeth to retain them in the mouth. **A. Tension**, the pressure of the air per square inch on the surface of a body. Normally, at the sea level it is about 14.7 lbs. per square inch, or equal to that of a column of mercury about 30 in. in height. It decreases about  $\frac{1}{10}$  in., or  $\frac{1}{10}$  lb. per square inch for every 90 feet of altitude. Above 10,000 feet, the rarity of the atmosphere is usually noticeable in quickened breathing and pulse rate.

**Atocia** (*at-o'-se-ah*) [*ἄτοκος*, barren]. Sterility of the female.

**Atom** (*at'-um*) [*ἀ* priv.; *τέμνειν*, to cut]. The ultimate unit of an element; that part of a substance incapable of further division, or the smallest part capable of entering a chemical compound, or uniting with another to form a **Molecule**—which last is the smallest quantity of a substance that can exist free or uncombined. See *Elements, Table of*.

**Atomic** (*at-on'-ik*) [*ἀ* priv.; *τέμνειν*, to cut]. Of or pertaining to atoms. **A. Heat** of an atom is its specific heat multiplied by its atomic weight. **A. Theory**, the theory of Dalton, that all matter is composed of atoms, the weight of each atom differing for the different substances. **A. Valence, Equivalence**, or the **Atomicity** of an element, is the saturating power of its atom as compared with that of hydrogen. **A. Weight**, the weight of an atom of an element as compared with the weight of an atom of hydrogen.

**Atomicity** (*at-on-is'-it-e*) [*ἀ* priv.; *τέμνειν*, to cut]. Chemical valence; quantivalence.

**Atomization** (*at-on-iz-a'-shun*) [*ἀ* priv.; *τέμνειν*, to cut]. The mechanical process of breaking up a liquid into fine spray.

**Atomizer** (*at'-om-i-zer*) [*ἀ* priv.; *τέμνειν*, to cut]. An instrument for transforming a liquid into a spray or mist.

**Atonia** (*at-o'-ne-ah*) [*ἄτονία*, want of tone]. Atony.

**Atonic** (*at-on'-ik*) [*ἄτονία*, want of tone]. Relating to, or characterized by, atony.

**Atony** (*at'-o-ne*) [*ἀ* priv.; *τόνος*, tone]. Want of tone. Debility. Loss or diminution of muscular or vital energy.

**Atopomenorrhæa** (*at-o-po-men-or-e'-ah*) [*ἄτοπος*, out of place; *μήν*, month; *ρέειν*, to flow]. Vicarious menstruation.

**Atoxic** (*ah-toks'-ik*) [*ἀ* priv.; *τοξικόν*, poison]. Not venomous; not poisonous.

**Atrabiliary** (*at-rah-bil'-e-are*) [*ater*, black; *bilis*, bile]. An obsolescent term relating to melancholy and hypochondriasis; also referring to the renal and supra-renal glands, once believed to produce black bile, or atrabillis, the cause of the gloomy disposition. **A., Capsules**, an old name for the supra-renal capsules.

**Atractylis** (*at-rak'-til-is*) [*ἄτρακτύλις*]. A genus of composite-flowered plants, nearly related to the safflower (*Carthamus*). **A. gummifera**, of the Mediterranean region, affords *acanthomastic*. **A. lancea**, of



China and Japan, is stomachic and tonic. **A. ovata**, of the same regions, is tonic, diuretic, sudorific, and stimulant.

**Atramental** (*at-ram-en'-tal*) [*atramentum*, ink]. Of an inky-black color.

**Atremia** (*ah-tre'-me-ah*) [*à priv.*; *τρέμειν*, to tremble]. 1. An absence of tremor. 2. An hysterical condition in which there is an imaginary inability to walk, stand, sit, or read.

**Atreselytria** (*at-res-el-i'-tre-ah*). See *Atretelytria*.

**Atresenteria** (*at-res-en-te'-re-ah*). See *Atretenteria*.

**Atresia** (*ah-tre'-ze-ah*) [*à priv.*; *τρήσις*, perforation]. Imperforation, either congenital or acquired, of a normal opening or canal, as of the anus, vagina, meatus auditorius, pupil, etc. The word is often compounded with the name of the organ affected; e. g., *atresocystia*, *atretenteria*, etc., denoting, respectively, imperforation of the bladder, intestine, etc.

**Atresic** (*ah-tre'-zik*) [*à priv.*; *τρήσις*, perforation]. Marked by atresia or imperforation. See *Teratism*.

**Atresoblepharea** (*at-res-o-blef-a'-re-ah*). See *Atretoblepharea*.

**Atresocystia** (*at-res-o-sis'-e-ah*). See *Atretocystia*.

**Atresocystia** (*at-res-o-sis'-te-ah*). See *Atretocystia*.

**Atresogastria** (*at-res-o-gas'-tre-ah*). See *Atretogastria*.

**Atresometria** (*at-res-o-me'-tre-ah*). See *Atretometria*.

**Atresopia** (*ah-tres-o'-pe-ah*). See *Atretopsia*.

**Atretelytria** (*at-ret-el-i'-tre-ah*) [*ἀτρητος*, imperforate; *ἔλκτρον*, sheath]. Atresia of the vagina.

**Atretenteria** (*at-ret-en-te'-re-ah*) [*ἀτρητος*, imperforate; *ἔντερον*, intestine]. Atresia, or imperforation of the intestinal canal.

**Atreto-** (*at-ret'-o*). As a prefix, represents the Gr. *ἀτρητος*, imperforated.

**Atretoblepharia** (*at-ret-o-blef-a'-re-ah*) [*ἀτρητος*, imperforate; *βλέφαρον*, lid]. Symblepharon, *q. v.*

**Atretocystia** (*at-ret-o-sis'-e-ah*) [*ἀτρητος*, imperforate; *κύστις*, anus]. Atresia of the anus.

**Atretocystia** (*at-ret-o-sis'-te-ah*) [*ἀτρητος*, imperforate; *κύστις*, bladder]. Atresia of the bladder.

**Atretometria** (*at-ret-o-me'-tre-ah*) [*ἀτρητος*, imperforate; *μήτρα*, womb]. Atresia of the uterus.

**Atretopsia** (*at-ret-op'-se-ah*) [*ἀτρητος*, imperforate; *ὤψ*, eye]. Imperforation of the pupil.

**Atrial** (*a'-tre-al*) [*atrium*, the fore-court, or hall]. Relating to an atrium.

**Atrichia** (*ah-trik'-e-ah*) [*à priv.*; *θρίξ*, hair]. Loss or absence of the hair.

**Atrichosis** (*ah-trik'-o'-sis*) [*ἀτριχος*, hairless]. Failure of the hair to grow; a condition characterized by absence of hair.

**Atrioventricular** (*a-tre-o-ven-trik'-u-lar*) [*atrium*, the hall; *ventriculus*, ventricle]. Relating both to the atrium (or auricle) and to the ventricle of the heart.

**Atrium** (*a'-tre-um*) [*atrium*, the fore-court, or hall]. 1. That part of the auricle of the heart into which the venous blood is poured. 2. The principal part of the tympanic cavity of the ear, exclusive of the attic. **A. cordis**, the auricle of the heart. **A. vaginæ**, the vestibule of the vulva.

**Atrocha** (*ah-tro'-kah*) [*à priv.*; *τροχός*, a wheel]. In biology, wheelless, as certain annelid embryos, rotifers, etc.; destitute of cilia.

**Atrolactic Acid** (*at-ro-lak-tin'-ik*). See *Acid*.

**Atropa** (*at'-ro-pah*) [*Ἀτροπος*, "she who turns not," undeviating; one of the three Fates, who cut the thread of life, in allusion to the poisonous effects of the plant]. A genus of the natural order *Solanaceæ*. **A. belladonna**, the deadly nightshade, whence is obtained *atropin*. See *Belladonna*.

**Atropal**, or **Atropous** (*at'-ro-pal*; *at'-ro-pus*). See *Orthotropous*.

**Atrophia** (*at-ro'-fe-ah*) [*à priv.*; *τροφή*, nourishment]. Atrophy, *q. v.* A term applied to a condition marked by wasting or innutrition. **A. cordis**, atrophy of the heart, following senile changes, or occurring in cachectic conditions, or as a result of pressure exerted by mediastinal tumors, etc. **A. cutis**, Atrophoderma; a term applied to various changes in the skin characterized by the diminution or disappearance of certain of its elements, especially seen in advanced age. The skin becomes thin, loose, wrinkled, and discolored. **A. cutis senilis**, Senile Atrophoderma; an atrophy of the skin usually associated with general signs of senile degeneration. The whole skin may be affected, together with its appendages and the subcutaneous tissues. The skin is in folds, slightly shrunken, wrinkled, and dry. It feels thin, and is transparent and shining. Pruritus is sometimes present, and there is usually an increased pigmentation, with warty developments. **A. infantum**. Synonym of *Tabes mesenterica*. **A. mesenterica**. Synonym of *Tabes mesenterica*. **A. pilorum propria**, atrophy of the hair, either symptomatic or of idiopathic origin. It may be local or generalized. The hair becomes lusterless, brittle, fibrillated, readily cleft, and readily fractured. **A. unguis**, atrophy of the nails; marked by pitting, brittleness, furrowing, thinning, crumbling, etc. It may be symptomatic of such disorders as lepra and syphilis, or it may be idiopathic.

**Atrophic** (*at-ro'-fik*) [*à priv.*; *τροφή*, nourishment]. Pertaining to, affected with, due to, characterized by, or causing atrophy. **A. Catarrh**, a chronic form of rhinitis in children characterized by marked atrophy and anemia of the pituitary membrane, with the formation of crusts in the nasal and naso-pharyngeal cavities and a peculiar and offensive odor. **A. Forms**, the name suggested by His for those malformations that are characterized by want of general development, and, in some instances, by subsequent atrophy, whereby all resemblance to the human embryo is lost.

**Atrophicum melanosis progressiva** (*at-ro'-fik-um mel-an-o'-sis pro-gres'-iv-ah*). See *Atrophoderma*.

**Atrophied** (*at'-ro-fid*) [*à priv.*; *τροφή*, nourishment]. Wasted; affected with atrophy.

**Atrophoderma** (*at-ro-fo-dre'-mah*) [*à priv.*; *τροφή*, nourishment; *δέρμα*, the skin]. Atrophia cutis, atrophy of the skin, a wasting of the skin due to innutrition. See *Atrophia cutis*. **A. albidum**, a type of xeroderma in which the skin from the middle of the thigh to the sole, more rarely from the upper arm to the palm, is in places very white, stretched, and difficult to pick up, with the epidermis extremely thinned, faintly glistening, wrinkled, and peeling off in thin, shining flakes. There is extreme sensibility on the finger-tips, palms, and soles. The condition remains stationary from the earliest childhood. **A. neuriticum**, Glossy Skin; an atrophy of the skin in the area of a nerve affected by disease or injury. It chiefly attacks the extremities. The skin of the affected part becomes very dry, smooth, and glossy, like a thin scar; the fingers are tapering, hairless, and almost void of wrinkles and of a pink or deep-red color. A severe and persistent burning pain precedes and accompanies this condition. The nails become curved both longitudinally and transversely, and there is some thickening of the cutis beneath the free end. **A. pigmentosum**. See *Xeroderma pigmentosum*. **A. Senile**. See *Atrophia cutis senilis*. **A. striatum et maculatum**, an atrophic condition of the skin of adults characterized by streaks of a pearly or bluish-white color, glistening, scar-like, from one inch to several inches long and a quarter of an inch or more wide, and which follow the natural cleavage of the

skin, and are situated chiefly about the buttocks, anterior border of the ilium, trochanters, and thighs. The "spots" are less common, small, usually isolated, and are seen mostly on the trunk and neck.

**Atrophy** (*at'-ro-fē*) [*ἀτροφία*, want of nourishment]. A retrogressive change in parts originally well-formed and well-nourished, consisting in loss of weight, size, and function of an organ or tissue, owing to some disorder of nutrition, disuse, continuous pressure, or a diminished blood-supply to the part. **A.**, **Active**, due to the inherent inability of the cells of a tissue to assimilate the nutriment brought to them. **A.**, **Acute Yellow**. See *Icterus gravis*. **A.**, **Brown**, a form of atrophy in which the normal pigment of the organ is retained, and in which there is also frequently the addition of new pigment from the blood and disintegrated albuminates. It occurs most frequently in the heart, muscles, and liver, and is caused by chronic congestion; also called *Pigmented Atrophy*. **A. of the Bulb**, progressive shrinking of the eyeball. **A.**, **Correlated**, an atrophy of certain portions of the body following the removal or destruction of other portions. Thus amputation of an arm will be followed by an atrophy of the scapula; of a leg, of the corresponding os innominatum, together with a diminution in the size of the heart and large blood-vessels. **A.**, **Cruveilhier's**. See *Diseases, Table of*. **A.**, **Gray**, a degenerative change in the optic disc in which the latter assumes a grayish color. **A. of Hair**, a wasting or deficient growth of the hair. **A.**, **Idiopathic Muscular**, primary muscular dystrophy; muscular wasting, with or without an initial hypertrophy, beginning in various groups of muscles, usually progressive in character, and dependent on primary changes in the muscles themselves. There is a strong hereditary predisposition to the disease. **A.**, **Muscular**, affects the muscles and may be hereditary or acquired, idiopathic, myelopathic, myopathic, neuropathic, primary, secondary, simple, or progressive. **A.**, **Passive**, caused by diminished nutrition supplied to the part. **A.**, **Pigmentary**, so called from a deposit of pigment (yellow or yellowish-brown) in the atrophied fat-cells. **A.**, **Pigmented**. See *A.*, *Brown*. **A.**, **Progressive Muscular**; Chronic Anterior Poliomyelitis; Wasting Palsy. A chronic disease characterized by progressive wasting of individual muscles or physiologic groups of muscles, and by an associated and proportional amount of paralysis. It is due to a degeneration and atrophy of the multipolar cells in the anterior gray matter of the cord, with consecutive degeneration of the anterior nerve-roots and muscles. The right hand is usually the part first attacked, and it takes on a peculiar claw-like form (*main en griffe*). The disease is most frequent in males of adult life, and follows excessive muscular exertion. **A.**, **Progressive Unilateral Facial**, a disease characterized by progressive wasting of the skin, connective tissue, fat, bone, and more rarely the muscles of one side of the face. It is most common in females; its course is slow and generally progressive. Opinions vary as to whether the disease is central or peripheral in origin. **A.**, **Red**, a form of cirrhosis of the liver due to chronic congestion, as seen in mitral and tricuspid valvular lesions. It is also seen in emphysema and chronic pleurisy with contraction. The cut surface of the liver presents a nutmeg appearance, and is therefore called the *nutmeg liver*. **A.**, **Serous**, that characterized by a transudation of serum into the tissue after the fat has gone, giving it a gelatinous appearance. **A.**, **Senile**, the physiological variety of *Simple Atrophy*. **A.**, **Simple**, the retrogressive processes and shrinking due to patho-

logic causes, allied to the physiologic retrogression of senility, but occurring, as it were, prematurely. **A. of the Teeth**, a name formerly used to designate erosion of the teeth, an affection characterized either by perforations in, or discolored spots of a shriveled, yellowish, or brownish aspect, on the enamel, of two, four, or more teeth in each jaw. **A.**, **Trophoneurotic**, that dependent upon abnormality of the nervous supply or control of an organ or tissue, best illustrated in muscular atrophy from injury of the proper nerves of the muscle, or in disease of the anterior horns of gray matter of the cord.

**Atropina**, or **Atropin** (*at-ro-pil'-nah*; *at'-ro-pin*) [*Ἀτροπῆς*, one of the Fates who cut the thread of life: *gen.*, *Atropinæ*],  $C_{17}H_{23}NO_3$ . A crystalline alkaloid derived from *Atropa belladonna*. The sulphate is a white powder of bitter taste, neutral reaction, soluble in water. *Homatropin*,  $C_{16}H_{21}NO_3$ , is a derivative alkaloid, the hydrobromate being used by ophthalmologists as a mydriatic, principally because its effects pass off more quickly than those of atropin. Homatropin slows the heart, atropin quickens it. Atropin is an irritant narcotic, a mydriatic, antispasmodic, and anodyne; in small doses a cardiac, respiratory, and spinal stimulant, in large doses a paralyzant of the cardiac and respiratory centers, the spinal cord, motor nerves, and voluntary muscles. It produces congestion and dryness of the mucous membrane of the mouth, nose, pharynx, and larynx, at first lessening the gastric and intestinal secretion, to be followed by an increase of the same. It is extensively used in ophthalmic practice to dilate the pupil, paralyze accommodation, and also in various corneal, iritic, and other ocular diseases. Its therapeutic use in general medicine is also manifold; *e.g.*, in inflammatory affections and the pain of cerebral and spinal hyperemia, atonic constipation, cardiac failure, hypersecretions, etc., and as a physiologic antagonist in opium poisoning. Dose of atropin sulphate gr.  $\frac{1}{120}$  -  $\frac{1}{60}$ . **Injectio Homatropina Hypodermica**, 1 in 120. Dose gr.  $\frac{1}{120}$  -  $\frac{1}{20}$ . **A.**-**catarrh**. See *Conjunctivitis*. **Atropin**. **A.**-**conjunctivitis**. See *Conjunctivitis*.

**Atropinism** (*at'-ro-pin-izm*). See *Atropism*.

**Atropinize** (*at'-ro-pin-iz*) [*Ἀτροπίζω*]. To bring under the influence of, or treat with atropin.

**Atropism** (*at'-ro-pizm*) [*Ἀτροπισμός*]. Poisoning with, or the morbid condition induced by, atropin.

**Attachement** (*at-tash'-mon(g)*) [Fr.]. In massage, concentric curves eccentric; starting from a point taken as a center, one describes, by circular movements, circumferences wider and wider till the outside of the part is reached; return is then made by circles smaller and smaller till the starting point is reached.

**Attack** (*at-tak'*) [Fr., *attaque*]. The onset of a seizure or of a disease.

**Attar** (*at'-ar*) [Pers., *âtâr*]. A general name for any of the volatile oils. **A. of Rose**, Oil of Rose. The volatile oil distilled from the fresh flowers of the Damascene rose. It comes mainly from E. Roumelia and is generally adulterated with other volatile oils. It is used only as a perfume.

**Attendant** (*at-ten'-dant*) [*attendere*, to attend]. A non-professional attaché of an asylum or hospital, especially of an insane asylum.

**Attention** (*at-ten'-shun*) [*attentio*, a giving heed to]. The direction of the will or thought upon an object or to a particular sensation. **A.** **Time**. See *Time*.

**Attenuant** (*at-ten'-u-ant*) [*attenuare*, to make thin]. A medicine or agent increasing the fluidity or thinness of the blood or other secretion.

**Attenuating** (*at-ten'-u-a-ting*) [*attenuare*, to make thin]. Making thin. **A.** **Medium**. See *Fractional Cultivation*.



**Attenuation** (*at-ten-u-ā'-shun*) [*attenuare*, to make thin]. A thinning, narrowing, or reduction of the strength or size of a substance. **A. of Microbes**, weakening the pathogenic virulence of microbes by successive cultures and other methods, so that they may be used as a vaccine to confer immunity from future attacks of the disease. **A., Sanderson's Method of**, by passing the virus through the system of another animal (*e. g.*, the guinea-pig, in anthrax), so that it becomes modified in virulency. Toussaint and Chauveau have shown that heat is a valuable means of attenuation; oxygen, chemical reagents, exposure to sunlight, etc., have also been used.

**Attermental** (*at-er'-min-al*). See *Adterminal*.

**Attic** (*at'-ik*) [*Atticus*, Attic]. Part of the tympanic cavity situated above the atrium. **A. Disease**, chronic suppurative inflammation of the attic of the tympanum.

**Attitude** (*at'-e-tūd*) [*aptitudo*, aptitude]. See *Posture*.

**A., Crucifixion**, in hystero-epilepsy, a rigid state of the body, the arms stretched out at right angles. **A., Frozen**, a peculiar stiffness of the gait characteristic of disease of the spinal cord, especially of amyotrophic lateral sclerosis. **A., Passionate**, the assumption of a dramatic or theatrical expression, a position assumed by some hysterical patients.

**Attollens** (*at-ol'-enz*) [*attollere*, to rise up]. Applied to muscles raising or elevating the part, as the **A. Auris**, a muscle raising the external ear. See *Muscles*, *Table of*.

**Attraction** (*at-rah'-shun*) [*attrahere*, to draw to]. The tendency of one particle of matter to approach another. Affinity. As existing between celestial bodies it is termed *gravitation*, while *molecular attraction* or *cohesion* expresses the force aggregating molecules into masses. **A., Chemical**, the attraction of affinity, relates to the attraction of atoms of one element to those of others, resulting in chemical compounds. **A., Capillary**, the tendency of a curved surface or a tube to exert traction on a liquid. **A., Electrical**, the tendency of bodies toward each other when charged with opposite electricities. **A., Magnetic**, the influence of a magnet upon certain metallic substances, chiefly iron.

**Attrahens** (*at'-rah-enz*) [*attrahens*, drawing]. Applied to muscles, as **Attrahens aurem**, a muscle drawing the ear forward and upward. See *Muscles*, *Table of*. Also applied to medicines attracting fluids to a part, as stimulants, epispastics, etc.

**Attrahent** (*at'-rah-ent*) [*attrahens*, drawing]. 1. Drawing to; adductent. 2. A drawing application; an epispastic or rubefacient.

**Attrition** (*at-rish'-un*) [*atterere*, to rub against]. An abrasion or chafing of the skin. In physics, any rubbing or friction that breaks or wears the surface.

**Attypic** (*at-īp'-ik*) [*at*, to; *τύπος*, a type]. In biology, possessing by acquisition or specialization the characters of a prototype.

**Atypic** (*ah-īp'-ik*) [*at* priv.; *τύπος*, a type]. Irregular; not conformable to the type. **A. Fever**, an intermittent fever with irregularity of the paroxysm.

**Atypical** (*ah-īp'-ik-al*). See *Atypic*.

**Auante** (*aw-an'-te*) [*αὐαντή*; *αὐανειν*, to dry]. A wasting or atrophy.

**Auantic** (*aw-an'-tik*) [*αὐαντικός*, wasted]. Characterized by wasting; atrophic.

**Aubernage** (*o-bār-nahzh'*) [Fr.]. A contagious disease of the vine, called by the Italians the *Black Disease*. It is doubtful whether it is due to a fungus or a bacterium. Cf. *Bacterium gummi*, *comes*, under *Bacteria*, *Synonymatic Table of*.

**Auburn System**. See *Ventilation*.

**Auctioneers' Cramp**. See *Cramp*.

**Audimeter** (*aw-dim'-et-er*). See *Audiometer*.

**Audiometer** (*aw-de-om'-et-er*) [*audire*, to hear; *μέτρον* a measure]. An instrument for measuring the acuteness of hearing.

**Audiometric** (*aw-de-o-met'-rik*) [*audire*, to hear; *μέτρον*, a measure]. Relating to audiometry.

**Audiometry** (*aw-de-om'-et-re*) [*audire*, to hear; *μέτρον*, a measure]. The measurement, or testing, of the sense of hearing.

**Audiphone** (*aw'-dif-on*) [*audire*, to hear; *φωνή*, a sound]. An instrument for improving the power of hearing by conveying sounds through the bones of the head to the labyrinth.

**Audition** (*aw-dish'-un*) [*audire*, to hear]. The act of hearing. **A. colorée**, a peculiar association between the auditory and optic nerves, by which a certain sound or musical note will give rise to a subjective sensation of color, the same note in the same person being always associated with the same color.

**Auditory** (*aw'-dit-o-re*) [*audire*, to hear]. Pertaining to the act or the organs of hearing. **A. After-Sensations**, the sensations of sounds continuing or occurring after the cessation of the stimulus. **A. Amnesia**. See *Mind-deafness*. **A. Area**, the cerebral center for hearing; its location is not definitely determined. **A. Aura**, auditory sensation preceding an attack of epilepsy. **A. Center**, same as *A. Area*. **A. Hairs**, the processes of the crista acustica, at present of indeterminate function. **A. Meatus** (external and internal), the external and internal canals or openings of the ear. **A. Nerve**, the *portio mollis* of the seventh pair of cranial nerves. **A. Ossicles**, the chain of small bones of the middle ear. **A. Sac**, the labyrinth, pit, or depression in the epiblast on both sides of the embryologic after-brain. When cut off from the epiblast it is called the vesicle of the labyrinth, or **Primary Auditory Vesicle**. **A. Teeth**. See *Teeth*. **A. Vertigo**, dizziness due to pathologic conditions of the ear. See *Vertigo* and *Mènière's Disease*.

**Auditus** (*aw-di'-tus*) [L.]. Hearing; the sense or power of hearing.

**Auerbach's Ganglia**. See *Ganglia*, *Table of*.

**Auerbach's Plexus**. See *Plexuses*, *Table of*.

**Augment** (*awg'-ment*) [*augmentum*, increase]. The increasing stage of a fever or other acute disease.

**Augmentation** (*awg-men-tal'-shun*) [*augmentatio*, an increasing]. 1. Same as *Augment*. 2. Increase in the violence of symptoms.

**Augnathus** (*awg-na'-thus*) [*av*, besides; *γνάθος*, the jaw]. A monster with two lower jaws. See *Diprosopus*.

**Aula** (*aw'-lah*) [*αὐλή*, a hall or open court]. 1. The common mesal cavity of the cerebrum, it being also the anterior portion of the third ventricle. 2. In biology, a space or cavity formed by a colony of infusorians.

**Aulatela** (*aw-lat-el'-lah*) [*aula*, a hall; *tela*, a web]. The roof or covering membrane of the aula.

**Aulic** (*aw'-lik*) [*αὐλή*, a hall]. Belonging or pertaining to the aula. **A. Recess**, a triangular depression between the precommissure and the two fornicolumns of the brain.

**Auliplexus** (*aw-le-pleks'-us*) [*aula*, hall; *plexus*, a network]. The choroid plexus of the aula.

**Aulix** (*aw'-liks*) [*aulix*, a furrow]. The sulcus of Monro, a groove on the mesal surface of the thalamus just ventrad of the medicommissure.

**Aulophyte** (*aw'-lo-fit*) [*αὐλός*, a pipe or tube; *φυτόν*, a plant]. In biology, a symbiotic plant; one that lives within another, but not as a parasite.

**Aura** (*aw'-rah*) [*αἶψα*, a breath]. A breath of wind; a soft vapor. A sensation sometimes like a gentle

current of air rising from the limbs or body to the head; a frequent forerunner of an epileptic attack,—*aura epileptica*. Also applied to any slight symptom preceding an attack of any disease or paroxysm, as the *aura hysterica*, *aura vertiginosa*, etc. **A. seminalis theory**, a theory of Swammerdam, who, observing a strong odor from drone bees, supposed that this, permeating the body of the queen, fertilized the eggs.

**Aural** (*aw'-ral*) [*auris*, the ear]. Relating to the ear or to hearing. **A. Vertigo**. See *Ménière's Disease*.

**Aurally** (*aw'-ral-e*) [*auris*, the ear]. By means of the ear.

**Auramin** (*aw'-ram-in*) [*aurum*, gold; *amin*]. Yellow Pyoktanin, *q. v.*; a yellow anilin color used to some extent as a bactericide and preventive of suppuration. Unof. See *Conspectus of Pigments*, under *Pigment*.

**Aurantia** (*aw'-ran'-she-ah*) [*aurantium*, an orange]. An orange coal-tar dye; an ammonium salt of hexanitro-diphenyl-amin. The use of this dye has been said to produce skin-diseases. See *Conspectus of Pigments*, under *Pigment*.

**Aurantium** (*aw'-ran'-she-um*) [L.: *gen., Aurantii*]. Orange. The fruit of *Citrus vulgaris* and *C. aurantium*. Both the flowers and the rind of the fruit are employed in medicine. The volatile oil from the rind is aromatic and a mild tonic but is used mainly as a flavor. **A. amara**, Ext. Fld., bitter orange peel, alcohol, and water. Used as a flavor. Dose ʒ ss-j. **A. amara**, Tinct., bitter orange peel 20, dilute alcohol, q. s. ad 100. Dose ʒ j-ij. **A. corticis**, Ol., the volatile oil expressed from the rind of the orange. Dose gtt. j-v. **A. dulcis**, Tinct., sweet orange peel 20, dilute alcohol, q. s. ad 100. Dose ʒ j-ij. **A.**, Elixir, oil of orange 1, sugar 100, alcohol and water, q. s. ad 300. **A. flores**, Aq., fresh orange flowers 40, water 200. Distil to 100 parts. **A. florum**, Ol., "oil of neroli," a volatile oil distilled from fresh orange flowers. Dose gtt. j-v. **A. florum**, Syr., sugar 85, orange-flower water q. s. A flavoring-agent. **A.**, Infus. (B. P.). Dose ʒ j-ij. **A.**, Infus., Comp. (B. P.). Dose ʒ j-ij. **A.**, Spt., oil of orange 6, alcohol 94. Dose according to quantity of alcohol desired. **A.**, Spt., Comp., oil of orange-peel, 20, oil of lemon 5, oil of coriander 2, oil of anise 5, deodorized alcohol q. s. **A.**, Syr., sweet-orange peel, precipitated calcium phosphate, each 5, sugar 70, alcohol and water q. s. **A.**, Tinct. (B. P.). Dose ʒ j-ij. **A.**, Tinct. Recentis (B. P.), tinct. of fresh orange-peel. Dose ʒ j-ij. **A.**, Vinum (B. P.), 12 per cent. of alcohol.

**Auricle** (*aw'-rik'-l'*) [*auricula*, the outer ear]. The pinna and external meatus of the ear. The auricles of the heart are the two cavities between the veins and the ventricles. See *Circulation*, and *Heart*.

**Auricular** (*aw'-rik'-u-lar*) [*auricula*, the outer ear]. Relating to the auricle, or to the ear; as the auricular nerve, arteries, veins, etc. The *Auricular arteries*, anterior and posterior, are branches of the temporal and external carotid, supplying the auricle of the ear. **A. Finger**, the little finger. **A. Fissure**. See *Fissure*. **A. Foramen**, the outlet of the meatus of the ear. **A. Lymphatics**, small lymphatic glands near the upper end of the sterno-mastoid muscle. **A. Point**, the central point of the auricular foramen. See *Cranio-metrical Points*.

**Auriculars** (*aw'-rik'-u-larz*) [*auricula*, the ear]. In biology, the feathered area that conceals the ears in most birds; regio-auricularis.

**Auriculo-bregmatic** (*aw'-rik'-u-lo-breg-mat'-ik*) [*auricula*, the ear; *βρεγμα*, a soft spot]. Relating to the auricle and to the bregma.

**Auriculo-occipital** (*aw'-rik'-u-lo-ok-sip'-it-al*) [*auricula*, the ear; *occiput*, the back of the head]. Pertaining

both to the ear and the back of the head. **A. Triangle**. See *Triangle*.

**Auriculo-parotidean** (*aw'-rik'-u-lo-par-ot-id'-e-an*) [*auricula*, the ear; *παροτις*, the parotid gland]. Relating to the auricle and to the parotid gland.

**Auriculo-temporal** (*aw'-rik'-u-lo-tem'-po-ral*) [*auricula*, the ear; *tempora*, the temples]. Relating to the auricle and to the temporal region. **A. nerve**, a branch of the inferior maxillary, supplying superficial parts about the auricle.

**Auriculo-ventricular** (*aw'-rik'-u-lo-ven-trik'-u-lar*) [*auricula*, the ear; *ventriculus*, the ventricle]. Relating to an auricle and a ventricle of the heart. **A. opening**, the opening between the auricles and the ventricles of the heart.

**Auriform** (*aw'-rif-orm*) [*auris*, the ear; *forma*, shape]. Ear-shaped.

**Aurigo** (*aw'-ri-go*) [L.]. An incorrect form of the word *aurugo*.

**Aurilave** (*aw'-ril-āv*) [*auris*, the ear; *lavare*, to wash]. An ear-brush or ear-sponge mounted upon a handle.

**Aurin** (*aw'-rin*) [*aurum*, gold],  $C_{10}H_4O_3$ . Pararosanolic acid; a body produced on boiling the diazo-hydrochlorid of para-rozanilin with water. It dissolves in glacial acetic acid and alcohol, crystallizes in dark-red needles or prisms with metallic luster, and decomposes when heated above 220°. It is a dye-stuff used in printing calicoes and woolens, and for pigments, and produces orange-red colors. See *Conspectus of Pigments*, under *Pigment*.

**Auripigment** (*aw'-rip-ig'-ment*) [*auripigmentum*, golden pigment]. See *Orpiment*.

**Auripuncture** (*aw'-re-punkt-chūr*) [*auris*, ear; *punctura*, puncture]. Surgical or traumatic puncture of the membrana tympani.

**Auris** (*aw'-ris*) [L.]. The ear.

**Auriscalp** (*aw'-ris-kalp*) [*auris*, the ear; *scalpare*, to scrape]. An ear-pick or probe for the ear.

**Auriscopes** (*aw'-ris-kōp*) [*auris*, the ear; *σκοπεῖν*, to examine]. An instrument for examining the ear, and especially the Eustachian passage; an otoscope.

**Aurist** (*aw'-rist*) [*auris*, the ear]. A specialist in diseases of the ear.

**Aurugo** (*aw'-ru'-go*) [L.]. Yellowness; jaundice; icterus.

**Aurum** (*aw'-rum*) [L.: *gen., Auri*]. Gold. Au = 196.7; quantivalence, III. One of the metals characterized as "noble" by the ancients, because of its weight and luster. It has a brilliant yellow color and will not tarnish. The metal is sometimes used as a plate on which artificial teeth are set. The chlorid locally is an escharotic. Internally its action resembles that of mercuric chlorid. In small doses it promotes digestion and stimulates the functions of the brain; in large doses it is a violent poison. It is useful in certain forms of dyspepsia, hypochondriasis, amenorrhea, and functional impotence. Poisoning is treated by albumen (eggs) or flour, and evacuation of the stomach. **A. brom.**,  $AuBr_3$ , is used in epilepsy and migraine. Dose gr.  $\frac{1}{20}$ – $\frac{1}{10}$ . **A. et sodii chlor.**, soluble in water. Dose gr.  $\frac{1}{30}$ – $\frac{1}{10}$ . **A. chloridum** (unof.). Soluble. Dose gr.  $\frac{1}{30}$ – $\frac{1}{10}$ . Gold chlorid is also valued as a stain for sections of brain-tissue and of nerve-ganglia; it has been vaunted as a cure for the alcoholic habit.

**Auscult**, or **Auscultate** (*aws-kult'*; *aws'-kul-tāt*) [*auscultare*, to listen to]. To perform or practise auscultation; to examine by auscultation.

**Auscultation** (*aws-kul-tāt'-shun*) [*auscultare*, to listen to]. A method of investigation of the functions and condition of the respiratory, circulatory, digestive, and other organs by the sounds they themselves give out, or



that are elicited by percussion. It is called *immediate*, when the ear is directly applied to the part, and *mediate*, if by the aid of the stethoscope. *Obstetric auscultation* is practised in pregnancy to detect or study the fetal heart-sounds or the placental murmur. See *Murmur*, *Respiration*, *Râles*, *Rhonchus*, *Bronchophony*, *Pectoriloquy*, *Egophony*, *Bruit*, *Souffle*, etc.

**A.-tube**, in otology, an instrument for listening to the forced passage of air through the ear of another.

**Auscultatory** (*avus-kul'-tat-or-e*) [*auscultare*, to listen to]. Relating to auscultation. **A. Percussion**, the practise of auscultation by one person, while another practises percussion.

**Australian** (*avus-träl'-yan*) [Australia]. Of or belonging to Australia. **A. Blight**. See *Angio-neurotic Edema*. **A. Sassafras**. See *Atherosperma moschata*.

**Autacanthid** (*aw-tak-an'-thid*) [*αὐτός*, self; *ἀκανθα*, a spine]. In biology, applied to a star-fish having many of the spines on special plates.

**Autechoscope** (*aw-tek'-o-sköp*) [*αὐτός*, self; *ἤχος*, sound; *σκοπεῖν*, to inspect]. A device for enabling a person to listen to sounds produced within his own body.

**Autecious, or Autæcious** (*aw-te'-shus*) [*αὐτός*, self; *οἶκος*, dwelling]. In biology, same as *Monæcious*; also applied to parasitic fungi that pass through all the stages of their existence on the same host.

**Autenrieth and Hinsberg's Test**. See *Tests, Table of*.

**Autocarpous** (*aw-to-kar'-pus*) [*αὐτός*, self; *καρπός*, fruit]. In biology, said of a fruit consisting of a superior and free ovary.

**Autocatheterism** (*aw-to-kath'-et-er-izm*) [*αὐτός*, self; *καθετήρ*, a catheter]. The passage of a catheter by a person upon himself.

**Autocatheterist** (*aw-to-kath'-et-er-ist*) [*αὐτός*, self; *καθετήρ*, a catheter]. One who practises autocatheterism.

**Autocatheterization** (*aw-to-kath-et-er-is-at'-shun*). The process of catheterizing one's self.

**Autochthon** (*aw-toh'-thun*) [*αὐτόχθων*, sprung from the land]. An aboriginal inhabitant.

**Autochthonous** (*aw-toh'-thon-us*) [*αὐτόχθων*, sprung from the land]. Aboriginal; formed (as a clot) in the place where it is found.

**Autocinesis** (*aw-to-sin-e'-sis*) [*αὐτός*, self; *κίνησις*, motion]. Motion that is voluntary, or apparently so.

**Autokinetic** (*aw-to-sin-et'-ik*) [*αὐτός*, self; *κίνησις*, motion]. Possessed of the power of spontaneous motion.

**Autoclave** (*aw'-to-klav*) [*αὐτός*, self; *clavis*, a key]. 1. Self-fastening; closing itself. 2. An instrument for sterilizing or killing germ-life by steam-heat, the gauge indicating automatically the pressure, and therefore the degree of heat, to which the microorganism is subjected.

**Autodiagnosis** (*aw-to-di-ag-no'-sis*) [*αὐτός*, self; *διάγνωσις*, a discovering]. Self-diagnosis; the morbid impression sometimes possessed by a patient that he is affected with some particular disease. This impression may amount to a fixed and dominant idea.

**Autodidact** (*aw'-to-di-dakt*) [*αὐτός*, self; *διδάκτος*, taught]. One who is self-taught in his profession.

**Autodigestion** (*aw-to-di-jes'-chun*) [*αὐτός*, self; *digere*, to digest]. Digestion of the walls of the stomach by the gastric juice consequent upon loss of the epithelium, or upon other gastric disease. *Autopepsia*.

**Autogamous** (*aw-tog'-am-us*) [*αὐτός*, self; *γάμος*, marriage]. In botany, a name applied to flowers that are habitually self-fertilizing.

**Autogenesis** (*aw-to-jen'-es-is*) [*αὐτός*, self; *γένεσις*, production]. Spontaneous generation; self-production.

**Autogenetic** (*aw-to-jen-et'-ik*) [*αὐτός*, self; *γένεσις*, production]. Developed by or due to autogenesis; produced, as disease, within the organism; not enthetic.

**Autogenous** (*aw-toj'-en-us*) [*αὐτός*, self; *γένεσις*, production]. Pertaining to diseases or conditions self-producing within the body and not derived from external or objective sources; applied to poisons generated in the body by its inherent processes,—e. g., puerperal fever has been falsely supposed to be due to self-generation of the septic material.

**Autographic** (*aw-to-graf'-ik*) [*αὐτός*, self; *γράφειν*, to write]. Self-registering. **A. Skin**, a condition of vaso-motor paralysis, usually in hysterical patients, in which markings made upon the skin form quite persistent and intensely red traces. **A. Woman**, one with an *Autographic Skin*.

**Autographism** (*aw'-to-graf-izm*) [*αὐτός*, self; *γράφειν*, to write]. The condition observed in the so-called autographic skin; dermatographism. See *Urticaria factitia*.

**Autographist** (*aw'-to-graf-ist*) [*αὐτός*, self; *γράφειν*, to write]. One who has an autographic skin.

**Autohypnotism** (*aw-to-hip'-not-izm*) [*αὐτός*, self; *ὑπνος*, sleep]. Mental stupor induced by dwelling intensely upon some all-absorbing delusion. See also *Stativvolence*.

**Autoinoculation** (*aw-to-in-ok-u-la'-shun*) [*αὐτός*, self; *inoculare*, to implant]. Reinoculation by virus obtained from the same person.

**Autointoxication** (*aw-to-in-toks-ik-a'-shun*). See *Autotoxic*.

**Autokinesis** (*aw-to-kin-e'-sis*) [*αὐτός*, self; *κίνησις*, movement]. 1. Voluntary movement; movement not reflex or allokinetic. 2. Movement that is apparently not volitional, but that arises from causes within the organism.

**Autokinetic** (*aw-to-kin-et'-ik*) [*αὐτός*, self; *κίνησις*, movement]. Pertaining to, or of the nature of, autokinesis.

**Autolaryngoscopy** (*aw-to-lar-ing-gos'-ko-pe*) [*αὐτός*, self; *λάρυγξ*, the larynx; *σκοπεῖν*, to examine]. The examination of one's larynx by himself.

**Auto-massage** (*aw-to-mas-sahzh'*) [*αὐτός*, self; *μάσσειν*, to knead]. Self-massage; therapeutic manipulations of the body performed by the patient himself.

**Automatic** (*aw-to-mat'-ik*) [*αὐτοματίζειν*, to act spontaneously]. Performed without the influence of the will. **A. Plugger**, an instrument adapted for pounding gold foil in the cavities of teeth.

**Automatism** (*aw-tom'-at-izm*) [*αὐτοματίζειν*, to act spontaneously]. The performance of acts without apparent volition, as seen in certain somnambulists and in some hysterical and epileptic patients.

**Automatograph** (*aw-to-mat'-o-graf*) [*αὐτοματίζειν*, to act spontaneously; *γράφειν*, to record]. An instrument for registering involuntary movements of the hand.

**Automaton** (*aw-tom'-at-on*) [*αὐτόματος*, spontaneous]. One who acts in an involuntary or mechanical manner. **A. Blowpipe**. See *Blowpipe*.

**Automysophobia** (*aw-to-mis-o-fö'-be-ah*) [*αὐτός*, self; *μύσος*, filth; *φόβος*, fear]. Insane dread of personal uncleanness.

**Autonomy** (*aw-ton'-o-me*) [*αὐτός*, self; *νόμος*, law]. The independent existence of a disease or of a *materies morbi* within the organism.

**Autonyctobatesis** (*aw-to-nik-to-bat-e'-sis*) [*αὐτός*, self; *νύξ*, night; *βαίνειν*, to walk]. Somnambulism.

**Autopathic** (*aw-to-path'-ik*) [*αὐτός*, self; *πάθος*, suffering]. The same as *Endopathic*.

**Autopepsia** (*aw-to-pep'-se-ah*) [*αὐτός*, self; *πέπτειν*, to digest]. Autodigestion.

**Autophagia** (*aw-to-pha'-je-ah*) [*αὐτός*, self; *φαγεῖν*, to eat]. Self-consumption; emaciation.

**Autophagous** (*aw-toff'-ag-us*) [αὐτός, self; φαγεῖν, to eat]. In biology, self-feeding as soon as hatched.

**Autophagy** (*aw-toff'-a-je*) [αὐτός, self; φαγεῖν, to eat]. In starvation the absorption of the tissues themselves for nutrition. Life may be thus continued until about half the body-weight has been consumed.

**Autophilia** (*aw-to-fil'-e-ah*) [αὐτός, self; φίλειν, to love]. Morbid self-esteem.

**Autophobia** (*aw-to-fó'-be-ah*) [αὐτός, self; φόβος, fear]. A morbid dread of one's self, or of solitude.

**Autophonia** (*aw-to-fó'-ne-ah*). See *Autophony*.

**Autophonomania** (*aw-to-fo-no-ma'-ne-ah*) [αὐτοφονία, suicide; μανία, madness]. Suicidal mania.

**Autophonous** (*aw-toff'-on-us*) [αὐτός, self; φωνή, voice]. Having the character of autophony.

**Autophony** (*aw-toff'-o-ne*) [αὐτός, self; φωνή, voice]. In auscultation, the peculiar quality of the physician's own voice while listening to the patient's chest-sounds.

**Autophthalmoscope** (*aw-toff-thal'-mo-skóp*). See *Ophthalmoscope*.

**Autophyllogeny** (*aw-to-fil-ój'-en-e*) [αὐτός, self; φύλλον, leaf; γένεσις, production]. In biology, the production of leaves by leaves.

**Autoplast** (*aw'-to-plast*) [αὐτός, self; πλάσσειν, to form]. In biology: 1. The chlorophyll body. 2. A cell of independent spontaneous origin.

**Autoplasty** (*aw'-to-plas-te*) [αὐτός, self; πλάσσειν, to form]. A method of repairing the effects of a wound or lesion involving loss of tissue by grafting or implanting fresh parts taken from other portions of the patient's body.

**Autopsic** (*aw-top'-sik*) [αὐτός, self; ὄψις, a seeing]. Relating to an autopsy.

**Autopsy** (*aw'-top-se*) [αὐτός, self; ὄψις, a seeing]. 1. Examination, or seeing one's own self; self-inspection. 2. The post-mortem study of the body of another. The use of the word in this sense, however, is etymologically absurd. See *Necropsy*.

**Autoscope** (*aw'-to-skóp*) [αὐτός, self; σκοπεῖν, to see]. An instrument, *e. g.*, the ophthalmoscope, arranged for the examination of an organ by oneself.

**Autoscopy** (*aw-tos'-ko-pe*) [αὐτός, self; σκοπεῖν, to see]. The examination of one's own organs or disease by means of an autoscope.

**Autosite** (*aw'-to-sít*) [αὐτός, self; σίτος, food]. 1. A monster capable of an independent existence after birth. 2. That member of a double fetal monstrosity that nourishes itself by its own organs as well as the other member, which is called the parasite.

**Autositic** (*aw-to-sít'-ik*) [αὐτός, self; σίτος, food]. Of the nature of an autosite.

**Autostethoscope** (*aw-to-steth'-o-skóp*) [αὐτός, self; στήθος, the breast; σκοπεῖν, to examine]. A stethoscope so arranged that by it one may listen to his own chest-sounds.

**Autosuggestion** (*aw-to-sug-jes'-chun*) [αὐτός, self; suggestio, an intimation]. A term suggested by Page for that peculiar mental condition, often developing after railway accidents; it is intimately associated with the hypnotic state. In both of these conditions the mental spontaneity, the will, or the judgment, is more or less suppressed or obscured, and suggestions become easy. Thus the slightest traumatic action directed to any member may become the occasion of a paralysis, of a contracture, or of an arthralgia. It is also called *traumatic suggestion*.

**Autotemnon** (*aw-to-tem'-non*) [αὐτός, self; τέμνειν, cut]. In biology, the self-dividing unicellular organism.

**Autotherapy** (*aw-to-ther'-a-pe*) [αὐτός, self; θεραπεία, a waiting on]. The spontaneous or self-cure of a disease.

**Autotoxemia** (*aw-to-toks-el'-me-ah*) [αὐτός, self; τοξικόν, a poison; αἷμα, blood]. Toxemia from poisons derived from the organism itself.

**Autotoxis** (*aw-to-toks'-is*) [αὐτός, self; τοξικόν, poison]. Self-empoisonment through the absorption of noxious products of katabolism, as in *uremia*. Cf. *Autointoxication*.

**Autotoxin** (*aw-to-toks'-in*) [αὐτός, self; τοξικόν, a poison]. Any product of tissue-metamorphosis within the organism that has a toxic effect upon that organism.

**Autotransfusion** (*aw-to-tranz-fu'-zhun*) [αὐτός, self; transfusio, a pouring from one vessel into another]. The transfer of the blood to the brain and other central organs by elevating the hips and legs, and by the use of elastic bandages.

**Autovaccination** (*aw-to-vaks-in-a'-zhun*) [αὐτός, self; vaccinare, to vaccinate]. The reinsertion of fresh vaccine-lymph upon the same person from whom it is taken, either by the vaccinated person himself or by some other person, whether intentionally or by accident.

**Autumn** (*aw'-tum*) [autumnus, autumn]. The fall of the year. **A. Catarrh**. Synonym of Hay-fever, occurring in August and the fall of the year.

**Autumnal** (*aw-tum'-nal*) [autumnus, autumn]. Pertaining to the fall of the year. **A. Fever**. Synonym of Typhoid Fever, *q. v.*

**Auxanometer** (*awks-an-om'-et-er*) [αὐξάνειν, to grow; μέτρον, measure]. An instrument used in biologic study for measuring the growth of young organisms.

**Auxe** (*awks'-e*) [αὐξήν, increase]. Enlargement in bulk or volume.

**Auxesis** (*awks-el'-sis*) [αὐξησις, enlargement]. Increase in size or bulk. Hypertrophy is a word often incorrectly used where Auxesis is meant.

**Auxetic** (*awks-el'-ik*) [αὐξητικός, enlargement]. Characterized by auxesis.

**Auxiliary** (*awks-il'-e-a-re*) [auxilium, a helper]. Aiding.

**Auxilium** (*awks-il'-e-um*) [L., "help"]. A wheeled vehicle or ambulance with couch and mattresses, for use in the service of field military hospitals.

**Auxocardia** (*awks-o-kar'-de-ah*) [αὐξήν, an increase; καρδία, the heart]. The normal increase of the volume of the heart during diastole, in distinction from meiocardia, the diminution during systole.

**Auxospore** (*awks-o-spór*) [αὐξείν, to grow; σπόρος, seed, offspring]. A large spore produced, either asexually, or by conjugation, in the Diatomaceæ.

**Auxotonic** (*awks-o-ton'-ik*) [αὐξείν, to grow; τόνος, tension]. Determined by growth. **A. Movements**, in biology, movements due to growth rather than to stimulation.

**Ava Kava** (*ah'-vah kah'-vah*). See *Kava-Kava*.

**Avalanche Theory**. Pflüger's opinion that nerve-energy gathers intensity as it passes toward the muscles.

**Aveling's Apparatus**. An apparatus employed in the immediate transfusion of blood. **A. Curve**. The S-shaped curve of the handles of obstetric forceps.

**A. Operation**. See *Operations, Table of*.

**Avena** (*av-el'-nah*) [L.]. A genus of plants. Oat. **A. farina**, oatmeal. **A. sativa**, the embryo of the seed of the common oat plant. It contains starch, gluten, a ferment called diastase, and a small amount of alkaline phosphates, and is a nutritious food. Dose of the concentrated tinct. or fld. ext. ℥x-℥ij. The pericarp contains an alkaloid possessed of slight narcotic powers. Unof.

**Avenin** (*av-el'-nin*) [avena, the oat]. 1. A precipitate made from a tincture of *avena sativa*, or the oat. It is a nerve-stimulant and tonic. Unof. 2. A



nitrogenous principle obtained from the oat, and nearly identical with legumin; the gluten-casein of oats.

**Avens** (*av'-enz*) [Welsh, *afans*]. A name given to several plants of the genus *Geum*. **A. Root**, the root of *Geum rivale*, a tonic and astringent. It contains gallic and tannic acids. Dose of fld. ext.  $\frac{3}{4}$  ss-j. Unof.

**Avery's Operation**. See *Operations, Table of*.

**Aviation** (*a-ve-a'-shun*) [*avis*, a bird]. Artificial flight.

**Avidity** (*av-id'-it-e*) [*avidus*, greedy]. In chemistry, the tendency of certain weak acids, in suitable conditions, to dispossess even the strongest acids and to unite with their bases.

**Avocado Pear** (*av-o-ka'-do*). See *Alligator Pear*.

**Avogadro, Law of**. See *Law and Ampère*.

**Avoidupois Weight** (*av-or-du-poi'-wät*) [Fr., *avoir*, to have; *du poids*, of weight]. The common English weight used for all commodities except precious metals, gems and medicines. The pound is equal to 7000 grains Troy, or 453.54 grams, or 16 ounces. The ounce is divided into 16 drams, each of 27.34 grains. See *Weights and Measures*.

**Avulsion** (*av-ul'-shun*) [*avulsio*; *avellere*, to tear away]. A traumatic or surgical tearing or wrenching away of a part, as a polypus, a limb, etc.

**Awn** (*awn*) [*ἄρνα*, chaff]. The bristle or beard of barley, oats, etc.; or any other similar appendage.

**Axial** (*aks'-e-al*) [*axis*, axis]. Pertaining to or situated in an axis. **A. Current**. Same as *A. Stream*. **A. Hypermetropia**. See *Hypermetropia*. **A. Stream**. The name given to the red column in a vessel at the seat of inflammation. The blood-corpuscles are separated, the red being packed together in the center of the vessel, while between this and the walls of the vessel is a clear layer of serum in which the white corpuscles roll along. See *Poiseuille's Space*.

**Axiferous** (*aks-if'-er-us*) [*axis*, axis; *ferre*, to bear]. In biology, producing a stem-like, leafless axis, as certain fungi and algæ.

**Axilemma** (*aks'-il-em-ah*) [*axis*, axis; *λέμμα*, husk, skin]. In histology, an elastic sheath composed of neurokeratin enclosing the axis cylinder of medullated nerve-fibers.

**Axilla** (*aks'-il'-ah*) [L.: *pl.*, *Axillæ*]. The armpit.

**Axillar** (*aks'-il-ar*) [*axilla*, axil]. In biology, one of the tufts of soft feathers growing from the axilla, and forming part of the under wing-coverts of a bird.

**Axillary** (*aks'-il-a-re*) [*axilla*, axil]. Pertaining to the axilla. **A. Artery**, the continuation of the subclavian artery, extending from the lower border of the first rib to the insertion of the pectoralis major muscle, where it becomes the brachial. See *Arteries, Table of*. **A. Glands**, the lymphatic glands in the axilla. **A. Plexus**, the brachial plexus, formed by the last three cervical and the first dorsal nerves. **A. Space**, the irregular conical space of the axilla. **A. Vein**, a continuation of the brachial, corresponding with the artery and terminating in the subclavian vein.

**Axin** (*aks'-in*) [*axinus*]. A fatty and varnish-like substance produced in Mexico by an insect, *Coccus axinus*. It is used in the arts and locally in medicine, being regarded as a good vulnerary and resolvent.

**Axis** (*aks'-is*) [L. for axletree]. 1. An imaginary line passing through the center of a body. 2. The second cervical vertebra. **A., Basicranial**, in craniometry, a line drawn from the basion to the middle of the anterior border of the cerebral surface of the sphenoid bone. **A., Basifacial**, in craniometry, a line drawn from the anterior border of the cerebral surface of the sphenoid to the alveolar point. **A., Binauricular**, in craniometry, the imaginary line joining the two auricular points. **A., Cerebrospinal**, the central nervous

system. **A. Cylinder** (of a nerve), the conducting or essential part of a nerve lying in the center and surrounded by the sheath of Schwann. It is also called the axis-cylinder of Purkinje. **A., Frontal** (of the eye), an imaginary line running through the eyeball from right to left, and corresponding with the movements of elevation and depression of the eyeball. **A., Optic**, the line from the corneal apex to the macula lutea. **A., Optical**, an imaginary line passing from the center of the eye-piece of a microscope through the body, objective, stage and sub-stage, to the mirror. **A., Sagittal** (of the eye), an imaginary line running through the eyeball from before backward, and coinciding with the line of vision. **A., Visual**, the line from the object through the nodal point to the macula.

**Axle Teeth** (*aks'-l-teth*). See *Axle Teeth*.

**Axogaster** (*aks'-o-gas-ter*) [*ἄξων*, axis; *γαστήρ*, stomach]. In biology the principal intestine, the *gaster principalis*.

**Axon** (*aks'-on*) [*ἄξων*, an axis]. The axis of the body; especially the bony axis of the neuro-skeleton.

**Axospermous** (*aks-o-spermi'-us*) [*ἄξων*, axis; *σπέρμα*, seed]. In biology, applied to fruits the seeds of which are attached to an axial placenta.

**Axungia** (*aks-un'-je-ah*) [L.: *gen.*, *Axungia*]. Fat; lard; adeps.

**Ayres's Operation**. See *Operations, Table of*.

**Azale** (*az-äl'*). See *Conspectus of Pigments*, under *Pigment*.

**Azalein** (*az-a'-le-in*). Same as *Rosanilin*. See also *Conspectus of Pigments*, under *Pigment*.

**Azarin** (*az'-ar-in*). See *Conspectus of Pigments*, under *Pigment*.

**Azedarach** (*az-ed'-ar-ah*) [Pers. *âzâd*, free; *dirakht*, a tree]. Pride of China, the bark of *Melia azedarach*, an Asiatic tree naturalized in the southern U. S. It occurs in curved pieces or quills, having a sweetish taste. The decoction,  $\frac{3}{4}$  ij to Oj, is a gastro-intestinal irritant and anthelmintic against the round-worm. Dose  $\frac{3}{4}$  ss-j. **A., Ext. Fld.** Dose  $\frac{5}{8}$  j. **A., Tinctura**, 1 to 8. Dose  $\frac{3}{4}$  ss-ij. Unof.

**Azerin** (*az'-er-in*) [badly formed from *à priv.*; *ξηρός*, dry]. A ferment analogous to ptyalin and found in the digestive secretions of *Drosera*, *Nepenthes*, and probably all other insectivorous plants. It is actively antiseptic and strongly deliquescent, and hastens rapidly the wetting of flies that fall into its solution.

**Azobenzene** (*az-o-ben'-zën*) [*à priv.*; *ζωός*, living; *benzoin*],  $C_{12}H_{10}N_2$ . A compound formed by the action of sodium amalgam upon the alcoholic solution of nitro-benzene. It forms orange-red, rhombic crystals, readily soluble in alcohol and ether, but sparingly soluble in water. It melts at 68°, and distils at 293°.

**Azo-compounds**. In chemistry, compounds intermediate between the nitro-compounds and the amido-compounds, and made from the former by partial reduction, or from the latter by partial oxidation.

**Azodiphenyl Blue**. Same as *Coupler's Blue*.

**Azo-dyes**. A well defined group of the coal-tar colors, all containing the diatomic group — N = N —, bound on either side to a benzene radical. They may be prepared by reduction of the nitro-compounds in alkaline solutions, or by acting on diazo-compounds with phenols or amines of the aromatic series. The azo-dyes are the amido-derivatives of simple azo-compounds, and are to be distinguished as amidoazo-dyes and oxyazo-dyes. See *Conspectus of Pigments*, under *Pigment*.

**Azoic** (*az-o'-ik*) [*à priv.*; *ζωή*, life]. In biology, destitute of living organisms.

**Azolitmin** (*az-o-lit'-min*) [*à* priv.; ζῳή, life; Dan. *lak*, lac; *moes*, pulp],  $C_7H_7NO_4$ . A deep blood-red coloring matter obtained from litmus. See *Conspectus of Pigments*, under *Pigment*.

**Azoospermia** (*ah-zo-o-sper'-me-ah*) [*à* priv.; ζῳή, life; σπέρμα, seed]. Want of, or deficient vitality of, the spermatozooids.

**Azoospermism** (*ah-zo-o-spermi'-izm*) [*à* priv.; ζῳή, life; σπέρμα, seed]. Absence of the spermatogenic elements from the seminal fluid.

**Azorella** (*az-o-rel'-ah*) [L.]. A genus of umbelliferous plants. A. *glebaria*. See *Balsam Bog*.

**Azoresorcin** (*az-o-rez-or'-sin*) [*à* priv.; ζωρός, living; Fr., *résorcine*],  $C_{12}H_9NO_4$ . A derivative of resorcin, occurring as dark-red and greenish crystals.

**Azote** (*az'-ôt*) [*à* priv.; ζῳή, life]. A synonym of nitrogen. *Azotic acid*, nitric acid.

**Azotemia** (*az-o-te'-me-ah*) [*azotum*, nitrogen; αἷμα, blood]. The presence of nitrogenous compounds in the blood; uremia.

**Azotogenesis** (*az-o-ten-e'-sis*) [*azotum*, nitrogen]. Any one of a class of diseases said to be due to a superabundance of nitrogen in the system, such as carcinoma, scurvy, gangrene, etc.

**Azotometer** (*az-o-ton'-et-er*) [*azotum*, nitrogen; μέτρον, a measure]. A device for the measurement of nitrogen.

**Azoturia** (*az-o-tur'-re-ah*) [*azotum*, nitrogen; *urina*, the urine]. An increase of the urea and urates in the urine.

**Azoxybenzene** (*az-oks-e-ben'-zēn*) [*azotum*, nitrogen; ὀξύς, sharp; *benzene*],  $C_{12}H_{10}N_2O$ . A compound

obtained by the reduction of nitrobenzene. It forms long yellow needles, easily soluble in alcohol and ether, but not in water. It melts at 36°.

**Azulene** (*az'-u-len*). Same as *Cerulein*.

**Azulin** (*az'-u-lin*). See *Conspectus of Pigments*, under *Pigment*.

**Azure** (*az'-ür*) [ME., *azure*, blue]. Sky-blue. A. *Blue*. Same as *Cobalt Blue*, and *Ultramarine*. A. *Malachite*. See *Azurite* in *Conspectus of Pigments*, under *Pigment*.

**Azurin** (*az'-ür-in*). Same as *Azulin*.

**Azurite** (*az'-ür-it*). See *Conspectus of Pigments*, under *Pigment*.

**Azygomatic** (*ah-zig-om'-at-us*) [*à* priv.; ζυγωμα, the zygomatic arch]. Destitute of zygomatic arches, as the shrews.

**Azygos** (*az'-ig-os*) [*à* priv.; ζυγός, a yoke]. Applied to parts that are single, not in pairs. A. *uvulæ*, a small muscle of the uvula. A. *Vein*, a vein connecting the superior and inferior venæ cavae.

**Azygospore** (*az-i'-go-spōr*) [*à* priv.; ζυγόν, yoke; σπορά, seed]. An asexually produced spore, but resembling the sexual spore or zygospore.

**Azygous** (*az'-ig-us*) [*à* priv.; ζυγός, a yoke]. Not paired; or, if paired, so blended as to seem one organ.

**Azymia** (*ah-zim'-e-ah*) [*à* priv.; ζύμη, a ferment]. Absence or lack of ferment.

**Azymic** (*ah-zim'-ik*) [*à* priv.; ζύμη, a ferment]. Not giving rise to fermentation.

**Azzle Teeth** (*az'-l-tēth*) [E. dial., *assal teeth*]. A name given to the molar teeth.

## B

**B.** In chemical terminology the symbol of *Boron*.

**Ba.** The chemical symbol of *Barium*.

**B. A.** A contraction of *Balneum aquæ*, a water-bath; also, of *Balneum arene*, a sand-bath, and of *Artium Baccalaureus*, Bachelor of Arts.

**B. M.** A contraction of *Balneum maris* a sea-water bath; also of *Medicinæ Baccalaureus*, Bachelor of Medicine.

**B. V.** A contraction of *Balneum vaporis*, a vapor-bath. **Babbitt Metal**, a compound of metals used in prosthetic dentistry for dies in swaging plates.

**Babe** (*bāb*) [ME., *babe*]. An infant.

**Babes' Method.** See *Stains*, *Table of*. **B. Oven.** See *Oven*.

**Babul Gum** (*ba-bool'*) [Bengal]. The gum of the tree *Acacia arabica*, or babul; an inferior sort of gum arabic.

**Baby** (*ba'-be*). Same as *Babe*. **B.-farm.** An institution for raising orphan and pauper infants. **B.-farming**, the business of receiving and caring for the infants of those who, for any reason, may be unable or unwilling to bring up their own children.

**Baccaceous** (*bak-a'-she-us*) [*bacca*, a berry]. Like a berry; baccate.

**Baccate** (*bak'-at*) [*bacca*, a berry]. Berry-like, or bearing berries.

**Baccelli's Method.** A method of treating aneurysm by passing a wire thread into the sac. See *Treatment*. **B. Sign.** See *Signs and Symptoms*, *Table of*.

**Baccharis** (*bak'-ar-is*) [Βάκχαρις, a fragrant herb]. A genus of composite trees. **B. halimifolia**, the ground-

sel tree, a composite-flowered shrub of N. America; a decoction of the leaves and bark is a popular demulcent and pectoral medicine. Unof.

**Bacchia** (*bak'-e-ah*, or *bak'-i-ah*) [*Bacchus*, the god of wine]. A synonym of *Acne rosacea*, a condition often found in drunkards. **B. rosacea.** Synonym of *Acne rosacea*.

**Bacillar, or Bacillary** (*bas'-il-ar*; *bas'-il-a-re*) [*bacillum*, a rod; *bacillus*]. 1. Relating to bacilli or to a bacillus. 2. Consisting of or containing rods.

**Bacilli** (*bas-il'-i*) [*bacillum*, a rod]. 1. Plural of *Bacillus*, *q. v.* 2. In pharmacy, cylindrical lozenges made by cutting the lozenge mass, and rolling it into a soft cylinder, on a pill-machine.

**Bacillicidal** (*bas-il-is-id'-al*) [*bacillum*, a rod; *cædere*, to kill]. Destructive to bacilli.

**Bacillicide** (*bas-il'-is-id*) [*bacillum*, a rod; *cædere*, to kill]. 1. Destructive to bacilli. 2. An agent that destroys bacilli.

**Bacilliculture** (*bas-il'-e-kul-chūr*) [*bacillum*, a rod; *cultura*, cultivation]. The artificial culture of bacilli for the purpose of studying their nature and life.



**Bacilliform** (*bas-il'-if-orm*) [*bacillum*, rod; *forma*, form]. Having the shape or appearance of a bacillus.

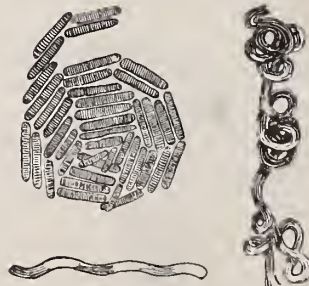
**Bacillum** (*bas-il'-um*) [L., a rod, a stick]. A stick; a cylindrical troche; an instrument for carrying a sponge; any one of the rods in the layer of rods and cones of the retina.

**Bacilluria** (*bas-il-u'-re-ah*) [*bacillum*, a rod; οὔρον, urine]. The presence of bacilli in the urine.



# TYPES OF BACILLI, SHOWING MORPHOLOGIC CHARACTERS AND ARRANGEMENT.

B. acidiformans ( $\times 1000$ ).B. capsulatus ( $\times 1200$ ).B. erysipelas suis ( $\times 1000$ ).B. acidilactici ( $\times 1000$ ).B. cavicola havaniensis ( $\times 1000$ ).B. gracilis cadaveris ( $\times 1200$ ).B. cedematis maligni ( $\times 1000$ ).B. circulans ( $\times 1200$ ).B. granulosis ( $\times 800$ ).  
Those without granules represent abnormal forms.B. anthracis ( $\times 1200$ ).B. crassus sputigenus ( $\times 1200$ ).B. havaniensis ( $\times 1000$ ).B. arborescens ( $\times 1200$ ).B. cuniculicola havaniensis ( $\times 1200$ ).B. of Hog Cholera ( $\times 1000$ ).B. buccalis maximus ( $\times 1000$ ).B. cyanogenus ( $\times 700$ ).B. of influenza ( $\times 1000$ ).B. buccalis minutus ( $\times 1000$ ).B. of Dantec ( $\times 1000$ ).B. leprae ( $\times 1200$ ).B. butyricus ( $\times 1000$ ).B. diffusus ( $\times 1000$ ).B. limosus ( $\times 1000$ ).B. cadaveris ( $\times 1000$ ).B. diphtheriae ( $\times 1000$ ).B. mallei ( $\times 1200$ ).

B. megaterium ( $\times 1200$ ).B. scissus ( $\times 1200$ ).B. thalassophilus ( $\times 1000$ ).B. mesentericus vulgatus ( $\times 1200$ ).B. septicaemiae haemorrhagicae ( $\times 1200$ ).B. tuberculosis ( $\times 1000$ ).B. neapolitanus ( $\times 1000$ ).B. of symptomatic anthrax ( $\times 1000$ ).B. typhi abdominalis ( $\times 1200$ ).Nitrifying B. of Winogradsky ( $\times 900$ ).B. of symptomatic anthrax, flagellate form ( $\times 1000$ ).B. typhi abdominalis, showing flagella ( $\times 1200$ ).B. pneumoniae friedländeri ( $\times 1000$ ).B. syphilidis (Lustgarten) ( $\times 1000$ ).B. ulnae of Vignal ( $\times 1000$ ).B. prodigiosus ( $\times 1000$ ).B. subtilis ( $\times 1200$ ).B. vermicularis ( $\times 1000$ ).B. rhinoscleromatis ( $\times 1400$ ).B. tetani ( $\times 1200$ ).B. zopfii (various stages of growth) ( $\times 1000$ ).



**Bacillus** (*bas-il'-us*) [dim. of *baculum*: *bacillum*, a small staff: *pl.*, *Bacilli*]. (a) A genus of the *Schizomycetes* established by Cohn; synonym, *Bacteridium*, Davaine; *Bacterium*, Delafond; *Vibrio*, Cohn; and including all the elongated forms except such as are spiral and have a gyratory motion, which are classed in the genus *Spirillum*. The bacilli are rigid or flexible, motile or non-motile, and reproduce either by direct fission or by endogenous spore-formation. See *Bacteria*, *Synonymatic Table of*. (b) An individual of the genus *Bacillus*. (c) A medicated rod or bougie. (d) Any rod-like body, or specifically, one of the retinal rods. (e) In botany, the term applied to the cotyledon of certain plants, e.g., the hyacinth; or to the basal portion of some flower-clusters.

**Back** (*bak*) [ME., *bak*]. Dorsum; posterior aspect. **B. Combination.** See *Combination*. **B. Draught** (*bak' draft*), the inspiration of whooping-cough. **B. Posture.** See *Postures*. **B. Stroke of the Heart.** See *Diastole*.

**Backache** (*bak'-ak*) [ME., *bak*; *aken*]. Pain in the back.

**Backbone** (*bak'-bon*) [ME., *bak*; *boon*]. The vertebral column.

**Back-cut of Salmon.** See *Salmon*, and *Operations*, *Table of*.

**Bacony Infiltration** (*ba'-kon-e in-fil-tra'-shun*). Same as *Albuminoid Infiltration*.

**Bacteremia** (*bak-ter-e'-me-ah*) [*bacterium*, rod; *aima*, blood]. The presence of bacteria in the blood.

**Bacterium** (*bak-te'-re-un*) [βακτήριον, a little stick: *pl.*, *Bacteria*]. 1. A genus of schizomycetous fungi established by Ehrenberg (1838) and Dujardin (1841); characterized by short, linear, inflexible, rod-like forms, without tendency to unite into chains or filaments. 2. The distinction between the genus *Bacterium* (Dujardin), and the genus *Bacillus* (Cohn) is not well founded, and all straight, elongated forms should be referred to the latter genus. The word bacteria as now employed is practically synonymous with *Schizomycetes*, *Microorganisms*, or *Microbes*, and includes those minute Thallophytes, with or without chlorophyll, related on the one hand to the *Nostocaceae*, and on the other to the *Flagellata*. Morphologically, bacteria are either spherical (*cocci*); in the form of straight rods (*bacilli*); or of twisted rods (*spirilli*). They occur either free, as filaments in layers, or in cube-like packets. Frequently large gelatinous masses called *Zooglaea* are formed. As regards growth they are grouped either as *Endosporous bacteria*, including those that form spores endogenously; or as *Arthrosporous bacteria*, including those that multiply by fission. Bacteria are either *aërobic*, i.e., dependent upon the presence of free oxygen for the purpose of vegetation, or *anaërobic*, in which free oxygen is not essential, as they possess the power of appropriating the oxygen of unstable organic combinations, thus acting as disorganizing, fermentative, or putrefactive agents. Again, certain forms appear to possess the ability to flourish in either condition, and are known as *facultative anaërobic*. Bacteria are either motile or non-motile; they may exist as *saprophytes*, *facultative parasites*, *strict, obligate*, or *true parasites*. Those that produce pigment are known as *chromogenic*; those that produce fermentation as *zymogenic*; those that affect adversely the health of plants or animals as *pathogenic*. See *Bacteria*, *Synonymatic Table of*, and special terms under appropriate headings.

## SYNONYMATIC TABLE OF BACTERIA.\*

**Actinobacter du lait visqueux**, Duclaux. Found inropy milk. *aër.*, *liqf.*, *npg.* **Actinobacter polymorphus**. See *Bacillus butyricus*, Prazmowski. **Actinomyces bovis**, Harz. Syn. *Cladothrix bovis*, *Cladothrix canis*, Rabe (?). Found in Actinomycosis and in sputum of tuberculous patients. Discovered by Langenbeck (1845); first correctly described by Israel (1878). Bollinger first to recognize it in cattle. Considered by Paltauf, Israel, and Wolf as a pleomorphic schizophyte. Occurs in grains the size of a poppy-seed; composed of radiating threads. Stains with anilin dyes; is not decolorized by Gram's method. Grows on egg albumin, gelatin, potato, and bouillon. *liqf.*, *pg.*, *chg.* (Sulphur-yellow.) **Æthylbacillus de Fitz.** See *Bacillus subtilis*, Ehrenberg, etc. **Anylobacter clostridium**, Trecul. See *Bacillus butyricus*, Prazmowski. **A New Bacillus of Malignant Edema**, Klein. See *Bacillus adematiss aerobius*, Klein. **Anthrax bacillus.** See *Bacillus anthracis*, Pollender and Davaine. **Arthrobacterium aceti**, De Bary. See *Bacillus aceti*, Kützing. **Arthrobacterium chlorinum**, De Bary. See *Bacillus chlorinus*, Engelmann. **Arthrobacterium merismopædioides**, De Bary. See *Bacillus merismopædioides*, Zopf. **Arthrobacterium pastorianum**, De Bary. See *Bacillus pasteurianus*, Hansen. **Arthrobacterium viride**, De Bary. See *Bacillus viridis*, Van Tieghem. **Arthrobacterium zoffii**. See *Bacillus zoffii*. **Arthro-kokkaceen**, Ger. Arthrospore bacteria forming only cocci and cocci-chains. **Ascobacillus citreus**, Unna and Tommasoli. Syn. *Ascococcus citreus*. On the skin, in cases of eczema seborrhæicum. *aër.*, *liqf.*, *mot.*, *chg.* (lemon-yellow), *npg.* **Ascobacterium ulvina**, Van Tieghem. Short rods occurring in liquids containing decaying leguminous seeds. **Ascococcus billrothii**, Cohn. Lobulated masses, producing a viscous fermentation of saccharine fluids and evolving butyric acid in solution of ammonium tartrate. **Ascococcus citreus**, Unna and Tommasoli. See *Ascobacillus citreus*. **Ascococcus johnei**, Cohn. See *Micrococcus botryogenus*, Rabe. **Ascococcus mesenteroides**, Cienkowski. See *Leuconostoc mesenteroides*, Cienkowski. **Ascococcus vibrans**, Van Tieghem. Upon water containing *Beggiatoe*; distinguished from *A. billrothii* by the whirling and oscillating of the cells. **Aussatz-bacillus**, Ger. See *Bacillus lepræ*, Hansen. **Bacille aërogène**, Fr. See *Bacillus lactis aërogenes*, Miller. **Bacille aërophile**, Fr. See *Bacillus aërophilus*, Liborius. **Bacille brun de la pomme de terre**, Fr. See *Bacillus mesentericus fuscus*, Flügge. **Bacille butylique**, Fr. See *Bacillus butylicus*, Fitz. **Bacille butyrique**, Fr. See *Bacillus butyricus*, Pasteur. **Bacille commune de la pomme de terre**, Fr. See *Bacillus mesentericus vulgatus*, Flügge. **Bacille coprogène fétide**, Fr. See *Bacillus coprogenes fætidus*, Schottelius. **Bacille cyanogène**, Fr. See *Bacillus cyanogenus*, Hueppe. **Bacille de Bienstock**, I, II, Fr. See *Bacillus subtilis simulans*, Bienstock. **Bacille de Brieger**, Fr. See *Bacillus cavioides*, Brieger. **Bacille de Denecke**, Fr. See *Spirillum tyrogenum*, Denecke. **Bacille de Finkler et Prior**, Fr. See *Spirillum* of Finkler and Prior. **Bacille de Hauser**. See *Proteus mirabilis*, *Proteus vulgaris*, *Proteus zenkeri*, Hauser. **Bacille de Koch**. See *Bacillus tuberculosis*, Koch. **Bacille de la chylurie**, Fr. See *Bacillus* of chyluria, Wilson.

\* **Abbreviations.**—*aër.* = aërobic, *anaër.* = anaërobic, *chg.* = chromogenic, *facanaër.* = facultative anaërobic, *liqf.* = liquefactive, *monom.* = monomorphic, *mot.* = motile, *nliqf.* = non-liquefactive, *nmot.* = non-motile, *npg.* = non-pathogenic, *obl.* = obligate, *oscl.* = oscillating, *pg.* = pathogenic, *phos.* = phosphorescent, *pleom.* = pleomorphic, *sap.* = saprophytic.

Bacille de la coqueluche, Fr. See *Bacillus tussis convulsiva*, Afanassiew. Bacille de la décomposition de l'albumine, Fr. See *Bacillus putrificus coli*, Bienstock. Bacille de la diarrhée verte infantile, Fr. See *Bacillus* of green diarrhea in children, Lesage. Bacille de la diphthérie. See *Bacillus diphtheria*, Löffler. Bacille de la diphthérie des pigeons, Fr. See *Bacillus diphtheria columbarum*, Löffler. Bacille de la diphthérie des veaux, Fr. See *Bacillus diphtheria vitulorum*, Löffler. Bacille de la diphthérie intestinale chez les lapins, Fr. See *Bacillus* of intestinal diphtheria in rabbits, Ribbert. Bacille de la dysenterie épidémique, Fr. See *Bacillus dysenteria*, Chantemesse and Widal. Bacille de la dysenterie épi-zoïque des poules et des dindes, Fr. See *Bacillus* of Lucet. Bacille de la fermentation butyrique, Fr. See *Bacillus butyricus*, Prazmowski. Bacille de la fermentation lactique, Fr. See *Bacillus acidi lactici*, Hueppe. Bacille de la fièvre jaune, Fr. See *Bacillus* of yellow fever. Bacille de la fièvre puerpérale, Fr. See *Bacillus* of puerperal fever. Bacille de la fièvre typhoïde, Fr. See *Bacillus typhi abdominalis*, Eberth. Bacille de la gangrène emphysémateuse progressive. Bacille de la gangrène gazeuse, Fr. See *Bacillus œdematis maligni*, Koch. Bacille de la gangrène senile, Fr. See *Bacillus* of senile gangrene, Tricomi. Bacille de la lèpre, Fr. See *Bacillus lepre*, Hansen. Bacille de la malaria, Fr. See *Bacillus malaria*, Klebs and Tommasi-Crudeli. Bacille de la morve, Fr. See *Bacillus mallei*, Löffler. Bacille de la nécrose du foie des cochons d'inde, Fr. See *Bacillus* of necrosis of the liver of guinea-pigs, Eberth. Bacille de la peste porcine, Fr. See *Bacillus* of swine-plague, Marseilles, Rietsch, and Jobert. Bacille de la pseudo-tuberculose du lapin, Fr. See *Bacillus* of pseudo-tuberculosis in rabbits, Mallassez and Vignal. Bacille de la pyémie, Fr. See *Bacillus* of pyemia, Beltzow. Bacille de la rage, Fr. See *Bacillus lyssa*, Pasteur. Bacille de la scarlatine, Fr. See *Bacillus* of scarlet fever, Crooke. Bacille de la septicémie. See *Bacillus* of septicemia in man, Klein. Bacille de la septicémie du lapin, Fr. See *Bacillus septicæmia hæmorrhagica*, Sternberg. Bacille de la septicémie de la souris, Fr. See *Bacillus erysipelatos suis*, Löffler, Schütz. Bacille de la septicémie gangréneuse de la grenouille, Legrain, Fr. See *Bacillus hydrophilus fuscus*, Sanarelli. Bacille de la sueur des pieds, Fr. See *Bacillus saprogenes*, II, Rosenbach, *Bacillus fatidus*, Passet, and *Bacillus graveolens*, Bordonì-Uffreduzzi. Bacille de la syphilis, Fr. See *Bacillus syphilidis*, Lustgarten. Bacille de la tuberculose, Fr. See *Bacillus tuberculosis*, Koch. Bacille de la tuberculose des vignes, Fr. See *Bacillus* of tuberculosis of vines, Corvo. Bacille de la tuberculose zoögléique, Fr. See *Bacillus* of pseudo-tuberculosis in rabbits, Mallassez and Vignal. Bacille de la tétanie, Fr. See *Bacillus tetani*, Nicolaïer. Bacille de l'érysipèle du lapin, Fr. See *Bacillus* of erysipelas in rabbits, Koch. Bacille de liborius, Fr. See *Bacillus butyricus*, Prazmowski. Bacille de l'œdème, bacille de l'œdème malin, Fr. See *Bacillus œdematis maligni*, Pasteur, Koch. Bacille de l'urée, Fr. See *Bacillus ureæ*, Miquel. Bacille de Lustgarten, Fr. See *Bacillus syphilidis*, Lustgarten. Bacille de pneumonie, Fr. See *Bacillus pneumoniae friedländeri*. Bacille de Prazmowski, Fr. See *Bacillus butyricus*, Prazmowski.

Bacille des pomme de terre, Fr. See *Bacillus mesentericus vulgatus*, Flügge. Bacille du beriberi, Fr. See *Bacillus beribericus*, De Lacerda. Bacille du cancer, Fr. See *Bacillus* of carcinoma, Rappin and Scheuren. Bacille du catarrhe conjonctival. See *Bacillus* of conjunctival catarrh, Koch. Bacille du charbon, Fr. See *Bacillus anthracis*, Pollender. Bacille du charbon symptomatique, Fr. See *Bacillus chauvæi*, Bollinger and Feser. Bacille du choléra, Fr. See *Spirillum cholerae asiatica*, Koch. Bacille du choléra des poules, Fr. See *Bacillus septicæmia hæmorrhagica*, Sternberg. Bacille du érysipèle du porc, Fr. See *Bacillus erysipelatos suis*, Pasteur. Bacille du farcin du bœuf, Fr. See *Bacillus* of Nocard. Bacille du foin, Fr. See *Bacillus subtilis*, Cohn. Bacille du jequirity, Fr. See *Bacillus* of jequirity ophthalmia. Bacille du lait bleu, Fr. See *Bacillus cyanogenus*, Hueppe. Bacille du lait jaune, Fr. See *Bacillus synxanthus*, Ehrenberg. Bacille du lait rouge, Fr. See *Bacillus prodigiosus*, Ehrenberg. Bacille du mal rouge, Fr. See *Bacillus erysipelatos suis*, Pasteur. Bacille du pain rouge, Fr. See *Bacillus prodigiosus*, Ehrenberg. Bacille du rouget du porc, Fr. See *Bacillus erysipelatos suis*, Pasteur. Bacille du pus bleu, Fr. See *Bacillus pyocyaneus*, Gessard. Bacille du pus vert, Fr. See *Bacillus pyocyaneus*, Gessard. Bacille du rhinosclérome, Fr. See *Bacillus rhinoscleromatis*, Cornil and Alvaréz. Bacille du rhumatisme, Fr. See *Bacillus rheumathritidis*, Kussmaul. Bacille du rouge de morue, Fr. See *Bacillus* of Dancet. Bacille du tétanos, Fr. See *Bacillus tetani*, Nicolaïer. Bacille du xerosis conjunctivæ, Fr. See *Bacillus* of xerosis epithelialis conjunctivæ, Leber, Kuschbert, and Neisser. Bacille en virgule, Fr. See *Spirillum cholerae asiatica*, Koch. Bacille erythrospore, Fr. See *Bacillus erythrosporus*, Eidam, Cohn. Bacille muri-septique, Fr. See *Bacillus erysipelatos suis*, Pasteur. Bacille mycoïde, Fr. See *Bacillus mycoïdes*, Flügge. Bacille néapolitaine, Fr. See *Bacillus neapolitanus*, Emmerich. Bacille pneumonique, Fr. See *Bacillus pneumonicus agilis*, Schou. Bacille puerpérale, Fr. See *Bacillus puerperalis*, Spillman. Bacille pyogène fétide, Fr. See *Bacillus pyogenes fatidus*, Passet. Bacille rouge de globig, Fr. Bacille rouge de la pomme de terre, Fr. See *Bacillus mesentericus ruber*, Globig. Bacille saprogène, Fr. See *Bacillus saprogenes*, Rosenbach. Bacille septique. See *Bacillus septicus*, Klein. Bacille septique agri-gène, Fr. See *Bacillus septicus agrogenus*, Nicolaïer. Bacille typhique, Fr. See *Bacillus typhi abdominalis*, Eberth. Bacille virgule, bacille virgule cholérique, Fr. See *Spirillum cholerae asiatica*, Koch. Bacillen der Vergähung von Kohlenhydraten, Ger. See *Bacilli* of fermentation of carbohydrates. Bacillen aus Faeces, Ger. Microbes of the feces. Bacilles de la bouche, Fr. Microbes of the mouth. Bacilles de la fermentation des carbohydrates, Fr. See *Bacilli* of fermentation of carbohydrates. Bacilles de l'air, Fr. Microbes of the air. Bacilles de l'eau, Fr. Microbes of water. Bacilles de l'intestin, Fr. Microbes of the intestine. Bacilles de l'urine, Fr. Microbes of the urine. Bacilles de la terre, Fr. Microbes of the soil. Bacilles des selles, Fr. Microbes of the feces. Bacilles du crachat, Fr. Microbes of the sputum. Bacilles du pus, Fr. Microbes of pus. Bacilles chromogéniques, Fr. Chromogenic microbes. Ba-

Abbreviations.—*aër.* = aerobic. *anaër.* = anaërobic. *chg.* = chromogenic. *facanaër.* = facultative anaërobic. *liqf.* = liquefac-tive. *monom.* = monomorphic. *mot.* = motile. *ntliqf.* = non-liquefactive. *nmot.* = non-motile. *npg.* = non-pathogenic. *obl.* = obligate. *oscl.* = oscillating. *pg.* = pathogenic. *phos.* = phosphorescent. *pleom.* = pleomorphic. *sap.* = saprophytic.



cilles fluorescentes, Fr. Fluorescent microbes. **Bacilles pathogéniques**, Fr. Pathogenic microbes. **Bacilles du sang**, Fr. Microbes of the blood. **Bacilles du smegma**, Fr. Microbes of the smegma. **Bacilles zymogènes**, Fr. Zymogenic microbes. **Bacilli zymogeni**, L. Zymogenic microbes. **Bacilli of Butyric Acid Fermentation**. Syn., **Bacilles de la fermentation butyrique**, Fr.; **Bacillen der Buttersäuregährung**, Ger. See *Bacillus butyricus*, Hueppe and Prazmowski. *Bacillus butylicus*, Fitz. **Bacilli of Fermentation of Carbohydrates**. Syn., **Bacilles de la fermentation des carbohydrates**, Fr.; **Bacillen der Vergährung von Kohlenhydraten**, Ger. See *Bacillus lactici*, Hueppe. *Bacillus butyricus*, Hueppe and Prazmowski. *Bacillus butylicus*, Fitz. *Bacillus dysodes*, Zopf. *Bacillus polymixa*, Prazmowski. **Bacilli of Guillebeau** (a, b, c), obtained from milk of cows with mastitis; give rise to a peculiar fermentation of cheese. (a) *aër.*, *facanaër.*, *mot.*, *nlqf.*; (b) *aër.*, *facanaër.*, *liqf.*, *mot.*; (c) *aër.*, *nlqf.* **Bacilli of Ice**. Syn., **Eisbacillen**. Microbes of ice. **Bacilli of Pus**. Syn., **Bacilles du pus**, Fr.; **Eiterbacillen**, Ger. Microbes of pus. **Bacilli of Putrefaction**. Syn., **Fäulniss erregende Bacillen**, Ger. Microbes of putrefaction. **Bacilli of Sputum**. Microbes of the mouth. **Bacilli of the Air**. Syn., **Bacilles de l'air**, Fr.; **Luftbacillen**, Ger. Microbes of the air. **Bacilli of the Feces**. Syn., **Bacilles des selles**, Fr.; **Kotbacillen**, **Bacillen aus Faeces**, Ger. Microbes of the feces. **Bacilli of the Intestine**. Syn., **Bacilles de l'intestine**, Fr.; **Darmbacillen**, Ger. Microbes of the intestine. **Bacilli of the Mouth**. Syn., **Bacilles de la bouche**, Fr.; **Mundhöhlebacillen**, Ger. Microbes of the mouth. **Bacilli of the Soil**. Syn., **Bacilles de la terre**, Fr.; **Erdbacillen**, **Bodenbacillen**, Ger. Microbes of the soil. **Bacilli of the Urine**. Syn., **Bacilles de l'urine**, Fr.; **Bacillen des Harns**, Ger. Microbes of the urine. **Bacilli of Water**. Syn., **Bacilles de l'eau**, Fr.; **Wasserbacillen**, Ger. Microbes of water. **Bacillo a virgola**, Ital. See *Spirillum cholerae asiatica*, Koch. **Bacillo butirrico**, Ital. See *Bacillus butyricus*, Prazmowski. **Bacillo del carbonchio**, Ital. See *Bacillus anthracis*, Pollender. **Bacillo del carbonchio sintomatico**, Ital. See *Bacillus chauvoei*, Bollinger and Feser. **Bacillo del fieno**, Ital. See *Bacillus subtilis*, Cohn. **Bacillo della malaria**, Ital. See *Bacillus malariz*, Klebs and Tommasi-Crudeli. **Bacillo del mollusco contagioso**, Ital. See *Bacillus mollusci*, Dominico. **Bacillo del sifilide**, Ital. See *Bacillus syphilidis*, Lustgarten. **Bacillo della tubercolosi**, Ital. See *Bacillus tuberculosis*, Koch. **Bacillo tifico**, Ital. See *Bacillus typhi abdominalis*, Eberth. **Bacillo tuberculare**, Ital. See *Bacillus tuberculosis*, Koch. **Bacillo virgolato**, Ital. See *Spirillum cholerae asiatica*, Koch. **Bacillus a**, Vignal. See *Bacillus buccalis*, Vignal. **Bacillus aceti**, Kützing, Sommer. Syn., *Arthrobacterium aceti*, De Bary. *Bacillus aceticus*, Flügge; *Bactérie du vinaigre*; *Bacterium aceti*, Lanzi. *Bacterium der Essiggährung*; *Essigferment*; *Essigpilz*; *Micrococcus aceti*; *Mycoderma aceti*, Pasteur. *Mycoderme du vinaigre*. *Uvina aceti*, Kützing. Found in air and vinegar; common. Large cylindrical cells of varying size. Absorbs oxygen from air and oxidizes alcohol to acetic acid; produces vinegar; may, by further oxidation, convert this into carbonic acid and water. *aër.*, *nlqf.*, *mot.*, *npg.*, *pleom.* Cf. *Bacillus pasteurianum*, Hansen; *Bacterium xylinum*, A. J. Brown. **Bacillus aceticus**,

Flügge. See *Bacillus aceti*, Kützing. **Bacillus acidiformans**, Sternberg. Obtained from the liver of a yellow fever cadaver. *aër.*, *facanaër.*, *nlqf.*, *nmot.*, *pg.* **Bacillus acidi lactici**, Hueppe. Syn., *Bacterium lactis*, Lister. *Bactérie ou Bacille de la fermentation lactique*, Fr.; *Bacterium der Milchsäuregährung*, Ger. Found in the air and in sour milk. *aër.*, *facanaër.*, *nlqf.*, *nmot.*, *npg.* **Bacillus actinobacter**, Duclaux. Syn., *Actinobacter polymorphus*. A minute capsulated bacillus, rendering milk gelatinous and ropy. *aër.*, *nmot.* See *Bacillus butyricus*, Prazmowski. **Bacillus aërogenes**, I, II, III, Miller. Syn., *Bacterium aërogenes*, Miller. *Helicobacterium aërogenes*, Miller. Three small bacilli from the alimentary tract of healthy persons. *aër.*, *nlqf.*, *mot.*, *npg.* See *Bacillus lactis aërogenes*, Escherich. **Bacillus aërogenes capsulatus**, Welch and Nuttall. Found in the blood-vessels in a case of thoracic aneurysm. *anaër.*, *nlqf.*, *nmot.*, *npg.* **Bacillus aërophilus**, Liborius. Obtained from the air. *aër.*, *liqf.*, *nmot.*, *npg.* Syn., *Bacille aërophile*, Fr. *Bacillus aëruginosum*. See *Bacillus pyocyaneus*, Gessard. **Bacillus aluminis**, Bienstock. Found abundantly in feces. Decomposes albumin, hence its name. *aër.*, *mot.*, *npg.* **Bacillus albus**, Becker, Eisenberg. The white bacillus of water. *Weisser Bacillus aus Wasser*, Ger. *aër.*, *nlqf.*, *mot.*, *npg.* **Bacillus albus anaërobiescens**, Vaughan. Found in water. *aër.*, *facanaër.*, *nlqf.*, *nmot.*, *npg.* **Bacillus albus cadaveris**, Strassmann and Stricker. Found in blood of cadaver. *aër.*, *liqf.*, *mot.*, *pg.* **Bacillus albus putridis**, De Bary. Found in water. *aër.*, *liqf.*, *mot.*, *npg.* **Bacillus allantoides**, Klein. Obtained from the air. *aër.*, *mot.*, *npg.* Not sufficiently studied. **Bacillus allii**, Griffiths. Syn., *Bacterium allii*. Found on surface of decaying onions. *aër.*, *chg.* (green), *npg.* **Bacillus alvei**, Cheshire and Cheyne. Syn., *Bacillus preussii*, Ciesielski. *Bacillus melittophorus*, Cohn. *Bacillus of foul brood*. *Bacillus der Faulbrut*, Ger. Obtained from bee larvae infected with "foul brood." *aër.*, *facanaër.*, *liqf.*, *mot.*, *pg.* Also pathogenic for mice and guinea pigs. Cf. *Bacillus of Canestrini*. **Bacillus amylobacter**, Van Tieghem. See *Bacillus butyricus*, Prazmowski. *Bacillus amylovorus*, Burrill. See *Bacillus butyricus*, Botkin, Prazmowski. **Bacillus amylozyma**, Perdrix. Found in hydrant water (Paris). *anaër.*, *nlqf.*, *mot.* Pathogenesis not determined. **Bacillus anaërobicus liquefaciens**, Sternberg. Obtained from contents of intestine of yellow fever cadaver. *anaër.*, *liqf.*, *nmot.* Pathogenesis not determined. **Bacillus anthracis**, Pollender and Davaine. Syn., *Bacterium anthracicum*, Bollinger. *Bacterium anthracis*, Zopf. *Bacterium carbunculare*, Pollender, Brauell, Delafond, Davaine. *Metallactar anthracis*, Trevisan. *Bacille du charbon*, Fr.; *Bactérie charbonneuse*, Fr.; *Bactérie du charbon*, Fr.; *Bacillus anthracis e carbonchio*, *Bacillo del carbonchio*, It.; *Milzbrandbacillus*, Ger. *Bacillus of Braxy*. Found in the blood of animals and persons infected with anthrax. *aër.*, *facanaër.*, *liqf.*, *nmot.*, *pg.* **Bacillus aquaticus liquefaciens**, Pokrowsky. Found in river water (Kura), and hydrant water (Tiflis). **Bacillus aquatilis**, Frankland. Found in well-water in the chalk-formations of Kent, Eng. *aër.*, *liqf.*, *mot.*, *npg.* **Bacillus aquatilis sulcatus**, I, II, III, IV, V, Weichselbaum. Found in hydrant water (Vienna). *aër.*, *facanaër.*, *nlqf.*, *mot.*, *npg.* **Bacillus arborescens**, Frankland. Found in hydrant water (Lon-

**Abbreviations.**—*aër.*=aërobic. *anaër.*=anaërobic. *chg.*=chromogenic. *facanaër.*=facultative anaërobic. *liqf.*=liquefactive. *monom.*=monomorphic. *mot.*=motile. *nlqf.*=non-liquefactive. *nmot.*=non-motile. *npg.*=non-pathogenic. *obl.*=obligate. *oscl.*=oscillating. *pg.*=pathogenic. *phos.*=phosphorescent. *pleom.*=pleomorphic. *sap.*=saprophytic.

don). *aër.*, *liqf.*, *oscl.*, *chg.* (orange red), *npg.* *Bacillus argenteo-phosphorescens*, I, II, III, Katz. Obtained respectively from sea-water, phosphorescent pieces of fish, and cuttle-fish (Sydney, N. S. W.). *aër.*, *nliqf.*, *mot.* (except II), *phos.*, *npg.* *Bacillus argenteo-phosphorescens liquefaciens*, Katz. Obtained from sea-water, near Sydney, N. S. W. *aër.*, *facanaër.*, *liqf.*, *mot.*, *phos.*, *npg.* *Bacillus aurantiacus*, Frankland. Found in well-water. *aër.*, *nliqf.*, *mot.*, *chg.* (orange), *npg.* *Bacillus aureus*, Adametz. Found in water; also on the skin in cases of eczema seborrhœicum, Unna and Tommasoli. *aër.*, *nliqf.*, *mot.*, *chg.* (golden yellow). *Bacillus b*, Vignal. See *Bacillus buccalis*, Vignal. *Bacillus B.*, Hofmann. Found in the larvæ of *Liparis monacha*. The cause of Flacherie, or Schiffsucht. *Bacillus bei Diphtherie des Menschen*, Ger. See *Bacillus diphtheriæ*, Klebs and Löffler. *Bacillus bei Erysipel am Kaninchen*, *Bacillus bei Erysipel am Kaninchenohr*, Ger. See *Bacillus erysipelatosus leporis*, Koch. *Bacillus bei Lichen ruber*, Ger. See *Bacillus* of *Lichen ruber*, Laser. *Bacillus bei Keuchhusten*, Ger. See *Bacillus tussis convulsivæ*, Afanassiew. *Bacillus beri-bericus*, Lacerda. Syn., *Micrococcus* of *beri-beri*, Lacerda, Neisseria, Winkler. *Bacille du beri-beri*, Fr. *Bacillus* of *Beri-beri*, Eykmann. Found by Lacerda, Pekel-haring, and Winkler, in the blood of persons affected with *beri-beri*. Negative results were obtained by Eykmann and Sternberg. The disease is now held to be identical with *dochmiasis*, produced by the nematode worm *Dochmius duodenalis*, Leuckart. See *Beri-beri*. *Bacillus berolinensis indicus*, Clâssen. Found in water of the Spree. *aër.*, *nliqf.*, *mot.*, *chg.* (indigo-blue), *npg.* *Bacillus bienstockii*, Bienstock. Found in human feces. *mot.*, *pg.* *Bacillus brassicæ*, Pommer. Found in infusions of cabbage-leaves. *aër.*, *facanaër.*, *liqf.*, *nmot.*, *npg.* *Bacillus brunneus*, Adametz and Weichmann. Found in water. *aër.*, *facanaër.*, *nliqf.*, *nmot.*, *npg.* *Bacillus buccalis*, Vignal. Syn., *Bacillus ulna*, Vignal. *Bacillus a*, Vignal; *Bacillus b*, Vignal; *Bacillus f*, Vignal; *Bacillus g*, Vignal; *Bacillus j*, Vignal. *Bacillus buccalis fortuitus*, Vignal. *Bacillus buccalis minutus*, Vignal. *Leptothrix buccalis*, Vignal. From the salivary secretions of healthy persons. *aër.*, *liqf.*, *npg.*, *chg.* (golden yellow). *Bacillus buccalis maximus*, Miller. Found in the mouth of man. Common. Biologic characters undetermined. *Bacillus buccalis minutus*, Vignal. See *Bacillus buccalis*, Vignal. *Bacillus butylicus*, Fitz. Syn., *Bacille butylique*, Fr. See *Bacillus butyricus*, Hueppe. *Bacillus butyricus*, Botkin, Hueppe, Prazmowski. Obtained from milk, hydrant water and well-water, old cheese, garden earth, dust, etc. Syn., *Actinobacter polymorphus*, Duclaux. *Amylobacter clostridium*, Trecul. *Bacillus actinobacter*, Duclaux. *Bacillus amylobacter*, Van Tieghem. *Bacillus butylicus*, Fitz. *Bacterium navicula*, Reinke and Berthold. *Clostridium butyricum*, Prazmowski. *Micrococcus amylovorus*, Burill. *Vibrione butyrique*, Pasteur. *Bacille de la fermentation butyrique*, *Bacille de Liborius*, *Bacille de Prazmowski*, *Bactérie de la fermentation butyrique*, Fr.; *Bacillo butterico*, Ital. *Bacterium der Buttersäuregährung*, *Butterbacillus*, *Buttersäurebacillus*, *Fettbacillus*, *Liborius' Buttersäure bildender Bacillus*, *Kartoffelfäulebacillus*, Ger. *Butylbacillus*; *Bacillus* of butyric acid fermentation; *Bacillus* of fire-blight; *Bacillus* of pear-blight; *Micrococcus* of apple-blight; *Micrococcus* of pear-blight. One of the most widely diffused forms, exceedingly important and varied in

its powers of decomposition. It is typically anaërobic and the chief of all the ferments giving rise to butyric acid as a primary product. It plays an important part in the human economy and in the destruction of plant cellulose. Botkin regards the form observed by him as distinct. *aër.*, *facanaër.*, *liqf.*, *mot.*, *npg.*, *pleom.* *Bacillus butyri fluorescens*, Lafar. Occurring in every sample of natural butter examined. See *Bacterium butyri colloideum*, Lafar. *Bacillus melochloros*, Winkler and Schröter. *Bacillus butyri viscosus*, Lafar. Found in butter. *aër.*, *nliqf.*, *npg.* *Bacillus cadaveris*, Sternberg; obtained from yellow fever cadavers. *obl.*, *anaër.* (strict), *nmot.*, *pg.* *Bacillus canalis capsulatus*, Mori. Found in sewer water. *aër.*, *facanaër.*, *nliqf.*, *nmot.*, *pg.* (for mice; guinea pigs, and rabbits immune). *Bacillus canalis parvus*, Mori. Found in sewer water. *aër.*, *nliqf.*, *nmot.*, *pg.* (for mice and guinea pigs). *Bacillus candicans*, Frankland. Found in soil. *aër.*, *nliqf.*, *nmot.*, *npg.* *Bacillus capsulatus*, Pfeiffer. Obtained from the blood of a guinea pig. *aër.*, *facanaër.*, *nliqf.*, *nmot.*, *pg.* (for white mice and house mice, guinea pigs, rabbits and pigeons (septicemia). Cf. *Capsule bacillus* of Loeb. *Bacillus capsulatus mucosus*, Fasching. Found in the nasal secretions of man in cases of influenza. *aër.*, *facanaër.*, *nmot.*, *nliqf.*, *pg.* (for white mice and field mice), *npg.* (for rabbits and pigeons). *Bacillus capsulatus smithii*, *a, b, c*, Theobald Smith. Syn., *Capsule bacillus* of Smith. Found in the intestines of swine. *aër.*, *facanaër.*, *nliqf.*, *nmot.*, *npg.* According to Smith, possibly identical with *Bacillus lactis aerogenes*, Escherich. *Bacillus carabiformis*, Kaczynsky. Found in the stomach of meat-fed dogs. *aër.*, *liqf.*, *mot.*, *npg.* *Bacillus carotarum*, A. Koch. Obtained from cooked carrots and sugar beets. *aër.*, *liqf.*, *nmot.*, *npg.* *Bacillus catenula*, Duclaux. Syn., *Tyrophix catenula*. Found in cheese. *anaër.* (will however grow in air), *nmot.*, *npg.* *Bacillus caucasicus*, Kern. Syn., *Bacterium caucasicum*. *Dispora caucasica*, Kern. Grains of Kephir, Fr.; Kefirbacillus, Kefirferment, Kefirpilzglomerat, Hirse des Propheten, Ger. Used in the preparation of the peculiar milk-wine, "Kefir." *aër.*, *facanaër.*, *nmot.*, *npg.* *Bacillus cavida*, Brieger. See *Bacillus cavidus*, Brieger. *Bacillus cavida havaniensis*, Sternberg. Obtained from intestine of yellow fever cadaver. *aër.*, *facanaër.*, *nliqf.*, *mot.* *Bacillus cavidus*, Brieger. Syn., *Bacillus cavida*. Brieger's bacillus. *Bacillus* de Brieger, *bactérie de la fermentation propionique*, Fr. Obtained from human feces. *aër.*, *facanaër.*, *nliqf.*, *pg.* (not for rabbits or mice). Perhaps identical with *Bacillus neapolitanus*, Emmerich. *Bacillus cavix fortuitus*, Sternberg. Found in exudates of guinea pig inoculated with liver from yellow fever cadaver. *aër.*, *facanaër.*, *nliqf.*, *mot.*, *npg.* *Bacillus chauvæi*, Bollinger and Feser, Arloing, Cornevin, and Thomas. Syn., *Bacillus* of symptomatic anthrax. *Bacille du charbon symptomatique*, *Bactérie du charbon symptomatique*, Fr.; *Rauschbrandbacillus*, *Bacillus des Rauschbrandes*, Ger.; *Bacillo del carbonchio sintomatico*, Ital. *Clostridium* of symptomatic anthrax, Neelsen and Ehlers. Found in tissues of cattle suffering from symptomatic anthrax, "black leg" or "quarter evil." *anaër.*, *liqf.*, *mot.*, *pg.* *Bacillus chlorinus*, Engelmann. Syn., *Arthrobacterium chlorinum*, De Bary. *Bacterium chlorinum*, Engelmann. Found in infusions of decaying vegetable matter. *aër.*, *sap.*, *chg.* (green), *npg.*

Abbreviations.—*aër.* = aërobic. *anaër.* = anaërobic. *chg.* = chromogenic. *facanaër.* = facultative anaërobic. *liqf.* = liquefactive. *monom.* = monomorphie. *mot.* = motile. *nliqf.* = non-liquefactive. *nmot.* = non-motile. *npg.* = non-pathogenic. *obl.* = obligate. *oscl.* = oscillating. *pg.* = pathogenic. *phos.* = phosphorescent. *pleom.* = pleomorphic. *sap.* = saprophytic.



*Bacillus cholerae asiaticæ*, Koch. See *Spirillum cholerae asiaticæ*, Koch. *Bacillus cholerae gallinarum*, Flügge. See *Bacillus septicæmiæ hæmorrhagica*, Sternberg. *Bacillus chromo-aromaticus*, Galtier. Obtained from the carcass of a diseased pig. *aër.*, *facanaër.*, *liqf.*, *mot.*, *pg.* (for rabbits). *Bacillus circulans*, Jordan. Found in the water of Merrimac River. *aër.*, *facanaër.*, *liqf.*, *mot.*, *npg.* *Bacillus citreus*. See *Ascobacillus citreus*, Unna and Tommasoli. *Bacillus citreus cadaveris*, Strassmann. Found in cadaver. *aër.*, *liqf.*, *nmot.*, *chg.* (yellow). *Bacillus claviformis*, Duclaux. Syn., *Tyrophrix claviformis*, Duclaux. Found in fermenting casein. *anaër.*, *pg.* *Bacillus cloacæ*, Jordan. One of the most common microbes in sewage. *aër.*, *facanaër.*, *liqf.*, *mot.*, *npg.* *Bacillus cœruleus*, Smith. Found in river water (Schuylkill). *aër.*, *liqf.*, *chg.* (blue), *npg.* *Bacillus coli communis*. See *Bacillus neapolitanus*, Emmerich. *Bacillus coli similis*, Sternberg. Obtained from human liver. *aër.*, *facanaër.*, *nlqf.*, *nmot.*, *npg.* *Bacillus constrictus*, Zimmermann. Found in water. *aër.*, *facanaër.*, *nlqf.*, *mot.*, *chg.* (cadmium yellow), *npg.* *Bacillus coprogenes foetidus*, Schottelius. Syn., *Darmbacillus* von Schottelius, Ger.; *Bacille coprogène fétide*, Fr. Obtained from intestinal contents of pigs dead of malignant erysipelas. *aër.*, *nlqf.*, *nmot.*, *pg.* *Bacillus coprogenes parvus*. Syn., *Mäuseseptikämieähnlicher Bacillus*, Eisenberg. Obtained from human feces. *aër.*, *nlqf.*, *nmot.*, *pg.* *Bacillus crassus*, Van Tieghem. The broadest known bacterium, 4  $\mu$ . *mot.*, *npg.* *Bacillus crassus sputigenus*, Kreibohm. Syn., *Bacillus sputigenus crassus*. From the sputum and tongue of man. *aër.*, *nlqf.*, *nmot.*, *pg.* *Bacillus crystallosus*. *Bacillus cuneatus*. Syn., *Bacterium cuneatum*, Rivolta. Found in the blood and viscera of horses, cattle, and dogs dead of septic processes. *pg.* *Bacillus cuniculicida*, Flügge. *Bacillus cuniculicidus*, Koch. See *Bacillus septicæmiæ hæmorrhagica*, Sternberg. *Bacillus cuniculicida havaniensis*, Sternberg. Found in viscera of yellow fever cadavers. *aër.*, *facanaër.*, *nlqf.*, *pg.* *Bacillus cuticularis*, Tils. Found in water. *aër.*, *liqf.*, *mot.*, *chg.* (yellow), *npg.* *Bacillus cyaneo phosphorescens*, Katz. Obtained from sea water (Australia). *aër.*, *facanaër.*, *liqf.*, *mot.*, *phos.*, *chg.* (greenish), *npg.* *Bacillus cyanofuscus*, Beyerinck. Obtained from glue and Edam cheese. *aër.*, *chg.*, (green, changing to blue, brown, black), *liqf.*, *mot.*, *npg.* *Bacillus cyanogenus*, Fuchs. Hueppe, Neelsen. Syn., *Bacillus lactis cyanogenus*. *Bacillus syncyanum*. *Bacterium cyanogenum*, Fuchs, *Bacterium syncyanum*, Ehrenberg, Schröter. *Vibrio cyanogenus*, Fuchs. *Vibrio syncyanus*, Ehrenberg. *Bacille du lait blue*, *Bacille cyanogène*, *Microbe du lait blue*, Fr. Pilz der blauen Milch, Ger. *Bacillus* of blue milk. Found in milk. *aër.*, *nlqf.*, *mot.*, *chg.* (grayish blue), *npg.* *Bacillus cystiformis*, Clado. Found in urine of patient with cystitis. *aër.*, *nlqf.*, *mot.*, *npg.* *Bacillus delicatulus*, Jordan. Found in hydrant water (Lawrence, Mass.). *aër.*, *liqf.*, *mot.*, *npg.* *Bacillus dentalis viridans*, Miller. Syn., *Miller's bacillus*. Found in carious dentine. *aër.*, *facanaër.*, *nlqf.*, *pg.* *Bacillus denitrificans*, Giltay and Aberson. Obtained from the soil, air, and sewage. *aër.*, *nlqf.*, *mot.*, *npg.* Cf. *Bacterium denitrificans*, Gayon and Dupetit. *Bacillus* der Akne contagiosa des Pferdes. See *Bacillus* of horse pox. *Bacillus* der amerikanischen

Rinderseuche, Canerva. See *Bacillus* of swine plague, Marseilles. *Bacillus* des Bindehautcatarrhs, Koch. See *Bacillus* of conjunctival catarrh. *Bacillus* der blauen Milch. See *Bacillus cyanogenus*, Fuchs. *Bacillus* der Büffelseuche, Oreste, Armenni. See *Bacillus septicæmiæ hæmorrhagica*, Sternberg. *Bacillus* der Buttersäuregährung. See *Bacillus butyricus*, Prazmowski. *Bacillus* der Chyluria. See *Bacillus* of chyluria, Wilson. *Bacillus* der Dachsleber, Marpmann. Found in the necrotic portions from the abscesses in the liver of a badger. *Bacillus* der Eiweisszersetzung. See *Bacillus putrificus coli*, Bienstock. *Bacillus* der Faulbrut. See *Bacillus alvei*, Cheshire and Cheyne. *Bacillus* der Frettheuseuche (ferret disease), Eberth and Schimmelbusch. See *Bacillus* of swine plague, Marseilles. *Bacillus* des gelben Fiebers. See *Bacillus* of yellow fever. *Bacillus* der Hadernkrankheit. See *Bacillus hominis capsulatus*, Bordoni-Uffreduzzi. *Bacillus* der Harnstoffgährung. See *Bacillus ureæ*, Leube. *Bacillus* der Hühnercholera. See *Bacillus septicæmiæ hæmorrhagica*, Sternberg. *Bacillus* der Jequirity Ophthalmie, Ger. See *Bacillus* of jequirity ophthalmia, De Wecker. *Bacillus* der Kälberdiphtherie, Ger. See *Bacillus diphtherie vitulorum*, Löffler. *Bacillus* der Kaninchenseptikämie, Koch. See *Bacillus septicæmiæ hæmorrhagica*, Sternberg. *Bacillus* der Lepra. See *Bacillus lepræ*, Hansen. *Bacillus* der Lungen des Rindviehs, Ger. See *Bacillus* of the lungs of cattle, Lüstig. *Bacillus* der Malaria, Ger. See *Bacillus malaria*, Klebs and Tommasi Crudeli. *Bacillus* der Mäuseseptikämie. See *Bacillus erysipelatos suis*, Sternberg. *Bacillus* der Pseudotuberculose der Kaninchen, Ger. See *Bacillus* of pseudotuberculosis in rabbits. *Bacillus* des Puerperalfiebers, Ger. See *Bacillus puerperalis*, Engel and Spillman. *Bacillus* der Pyämie, Ger. See *Bacillus* of pyemia, Beltzow. *Bacillus* der Rinderseuche, Kitt, Ger. See *Bacillus septicæmiæ hæmorrhagica*, Sternberg. *Bacillus* der roten Milch. See *Bacillus prodigosus*, Ehrenberg. *Bacillus* der schleimigen Milch, Löffler, Ger. See *Bacillus lactis pituitosi*, Löffler. *Bacillus* der Schweinepest, Ger. See *Bacillus ex pneumo-enteritide suis*, Klein. *Bacillus* der Schweineseuche, Löffler and Schutz. See *Bacillus septicæmiæ hæmorrhagica*, Sternberg. *Bacillus* der Schweineseuche Marseilles, Rietsch and Jobert. See *Bacillus* of swine plague, Marseilles. *Bacillus* der Septikämie bei Mäusen, Ger. See *Bacillus erysipelatos suis*, Sternberg. *Bacillus* der Taubendiphtherie. See *Bacillus diphtherie columbarum*, Löffler. *Bacillus* der Wildseuche, Hueppe, Ger. See *Bacillus septicæmiæ hæmorrhagica*, Sternberg. *Bacillus* der Wurmkrankheit. See *Bacillus* of Nocard. *Bacillus* der Xerosis epithelialis conjunctivæ. See *Bacillus* of xerosis epithelialis conjunctivæ, Leber, Kuschbert, and Neisser. *Bacillus* des Aussatzes, Ger. See *Bacillus lepræ*, Hansen. *Bacillus* des Blutes, Ger. See *Bacillus* of the blood. *Bacillus* des Erysipelas malignum beim Schwein, Ger. See *Bacillus erysipelatos suis*, Sternberg. *Bacillus* des Geflügeltyphoid, Ger. See *Bacillus septicæmiæ hæmorrhagica*, Sternberg. *Bacillus* des grünblauen Eiters, Ger., also *Bacillus* des grünen Eiters. See *Bacillus pyocyanus*, Gesard. *Bacillus* des Harns, Ger. *Microbe* of the urine. *Bacillus* des Keuch Hustens, Ger. See *Bacillus tussis convulsiva*, Afanassiew. *Bacillus* des

**Abbreviations.**—*aër.* = aerobic. *anaër.* = anaerobic. *chg.* = chromogenic. *facanaër.* = facultative anaerobic. *liqf.* = liquefactive. *monom.* = monomorphic. *mot.* = motile. *nlqf.* = non-liquefactive. *nmot.* = non-motile. *npg.* = non-pathogenic. *obl.* = obligate. *oscl.* = oscillating. *pg.* = pathogenic. *phos.* = phosphorescent. *pleom.* = pleomorphic. *sap.* = saprophytic.

Milchfaeces, *Bacillus* des Milchkotes, Ger. See *Bacillus neapolitanus*, Emmerich, and *Bacillus lactis aërogenes*, Escherich. *Bacillus* des Pseudo-schweinerotlaufs, Ger. See *Bacillus parvus ova-tus*, Löffler. *Bacillus* des Rauschbrandes, Ger. See *Bacillus chauvæi*, Bollinger and Feser. *Bacillus* des Rhinoscleroms, Ger. See *Bacillus rhinoscleromatis*, Cornil and Alvarez. *Bacillus* des roten Brodes, Ger. See *Bacillus prodigiosus*, Ehrenberg. *Bacillus* des Rotzes. See *Bacillus mallei*, Löffler. *Bacillus* des Schweinerotlaufs, Löffler and Schütz, Ger. Syn., *Bacillus erysipelatos suis*, Sternberg. *Bacillus* des Wundstarrkrampfes, Ger. See *Bacillus tetani*, Nicolaïer. *Bacillus devorans*, Zimmermann. Found in well water. *aër.*, *facanaër.*, *liqf.*, *mot.*, *npg.* *Bacillus diffusus*, Frankland. Found in the soil. *aër.*, *liqf.*, *npg.* *Bacillus diphtheriæ*, Klebs and Löffler. Syn., *Bacillus diphtheriticus*, *Bacillus diphtheritidis*, *Micrococcus diphtheriticus*, Cohn. *Bacillus* bei Diphtherie des Menschen, Bactérie der Diphtherie, Ger. Bacille de la diphtherie, Bactérie de la diphtherie, Fr. Found in diphtheritic false membranes. *aër.*, *liqf.*, *nmot.*, *facanaër.*, *pg.* *Bacillus diphtheriæ columbarum*, Löffler. *Bacillus* der Taubendiphtherie, Bacterium der Diphtherie bei Menschen und Tauben, Ger. Bacille de la diphtherie des pigeons, Fr. From the pseudomembranes in the mouths of pigeons infected with pigeon diphtheria. *aër.*, *liqf.*, *nmot.*, *pg.* *Bacillus diphtheriæ vitulorum*, Löffler. Bacille de la diphtherie des veaux, Fr. *Bacillus* der Kälberdiphtherie, Ger. From the pseudomembranes in the mouths of calves infected with epidemic diphtheria; culture experiments unsuccessful. *pg.* Rabbits and guinea pigs immune. *Bacillus diphtheriticus*, *Bacillus diphtheridis*, *Bacillus diphtheritis*. See *Bacillus diphtheriæ*, Klebs and Löffler. *Bacillus distortus*, Duclaux. Syn., *Tyrothrix distortus*. Found in milk and cheese. *aër.*, *mot.*, *npg.* *Bacillus dysenteriæ*, Chantemesse and Widal. Syn., Bacille de la dysenterie epidémique; Microbe de la dysenterie epidémique, Fr. Found in the intestinal contents and viscera of dysentery cadavers. *aër.*, *liqf.*, *pg.* *Bacillus dysodes*, Zopf. Syn., *Bacterium dysodes*. Found in yeast, inducing fermentative changes in bread, causing it to smell disagreeably and to become greasy and unfit for use. *Bacillus* Emmerich. See *Bacillus neapolitanus*, Emmerich. *Bacillus endocarditidis capsulatus*, Weichselbaum. From viscera of man who died of endocarditis with thrombi. *aër.*, *liqf.*, *pg.* *Bacillus endocarditidis griseus*, Weichselbaum. From the heart in a case of endocarditis recurrens ulcerosa. *aër.*, *liqf.*, *mot.*, *pg.* *Bacillus enteritidis*, Gärtner. Obtained from the tissues of a cow killed on account of sickness attended with mucous diarrhea, and from the spleen of a man who died shortly after eating of the flesh of this cow. *aër.*, *liqf.*, *mot.*, *pg.* Dogs, cats, chickens, and sparrows are immune. *Bacillus epidermidis*, Bizzozzo. Syn., *Leptothrix epidermidis*. *Microsporon minutissimum*, Burchart. From the epidermis between the toes. *aër.*, *liqf.*, *npg.* *Bacillus epidermidis*, Bordoni-Uffreduzzi. See *Bacillus* of Scheuren. *Bacillus Epsilon*, von Miller. See *Spirillum*, Finkler-Prior. *Bacillus erysipelatos suis*, Koch, Löffler, Schütz, Pasteur. Syn., *Bacillus erysipelas malignum*, *Bacillus minimus*, *Bacillus murisepticus*, Flüge. *Bacillus septicus*, Koch. Bacille de la septicémie de la souris, Bacille du érysipèle du porc, Bacille du mal rouge,

Bacille du rouget du porc, Pasteur, Bacille muriseptique, Fr. *Bacillus* der Mäusesepitkämie, Koch. *Bacillus* des Rotlaufs, *Bacillus* des Schweinerotlaufs, Löffler, Schütz. Rotlaufbacillus, Ger. *Bacillus* of mouse septicemia. *Bacillus* of hog erysipelas. First obtained by Koch by injecting putrefying flesh beneath the skin of mice, afterward by Löffler and Schütz from carcasses of swine dead of "Rotlauf." *aër.*, *facanaër.*, *liqf.*, *pg.* *Bacillus erysipelatos leporis*, Koch. Syn., *Bacillus* bei Erysipel am Kaninchen, *Bacillus* bei Erysipel am Kaninchenohr, Ger. Bacille de l'érysipèle du lapin, Fr. *Bacillus* of erysipelas in the rabbit. Found in the erysipelatos inflammation in a rabbit's ear caused by the injection of mouse's dung. *Bacillus erythrosporus*, Eidam, Cohn, and Milet. Syn., Bacille érythrospore, Fr. Found in putrefying albuminous fluids, water, etc. *aër.*, *liqf.*, *mot.*, *chg.* (greenish yellow, fluorescent), *npg.* *Bacillus ethaceticus*, Frankland. Cause of fermentation of arabinose. *Bacillus ex pneumo-enteritide suis*, E. Klein, Schütz, Salmon, Cornil, Chantemesse, Selander. Syn., Microbe der Schweinspocken, Ger.; Bacille de la pneumo-entérite du porc, Fr. *Bacillus* of hog cholera. Found in the intestinal contents, blood, and viscera of swine dead of hog cholera. *aër.*, *facanaër.*, *liqf.*, *mot.*, *pg.* *Bacillus f.*, Vignal. See *Bacillus buccalis*, Vignal. *Bacillus facultatus*, Sadebeck and E. Fränkel. Found in non-malignant pharyngeal mycosis. *Bacillus figurans*, Crookshank. See *Bacillus mesentericus vulgaris*. *Bacillus figurans*, Vaughan. Found in water. *aër.*, *liqf.*, *mot.*, *npg.* *Bacillus filiformis*, Duclaux. Syn., *Tyrothrix filiformis*. Found in cheese and milk. *aër.*, *mot.*, *npg.* *Bacillus filiformis*, Tils. Found in water. *aër.*, *liqf.*, *oscl.*, *npg.* *Bacillus filiformis havaniensis*, Sternberg. From the liver of a yellow fever cadaver. *anaër.*, *facanaër.*, *liqf.*, *nmot.*, *npg.* *Bacillus fitzianus*, Zopf. See *Bacillus subtilis*, Cohn. *Bacillus flavescens*, Pohl. Found in swamp water. *aër.*, *liqf.*, *chg.* (yellow). *Bacillus foetidus*, Liborius. Syn., *Bacterium foetidum*. *Clostridium foetidus*, Liborius. Corpuscles brillants, Micrococci of S. Le. M. Moore. Obtained from soil. *anaër.*, *liqf.*, *mot.* *Bacillus foetidus lactis*, Jensen. From milk. *aër.*, *liqf.*, *npg.* *Bacillus foetidus ozænæ*, Hajek. Obtained from nasal secretions of patients with ozæna. *aër.*, *facanaër.*, *liqf.*, *mot.*, *pg.* *Bacillus flavocoriaceus*, Eisenberg. Syn., Sulphur yellow bacillus (Adametz). Found in water. *aër.*, *liqf.*, *nmot.*, *chg.* (sulphur yellow), *npg.* *Bacillus flavus*, Macé. Found in drinking water. *aër.*, *liqf.*, *chg.* (golden yellow), *nmot.* *Bacillus fluorescens aureus*, Zimmermann. Found in hydrant water (Chemnitz). *aër.*, *liqf.*, *mot.*, *chg.* (ocher yellow), *npg.* *Bacillus fluorescens longus*, Zimmermann. Found in hydrant water (Chemnitz). *aër.*, *liqf.*, *mot.*, *chg.* (grayish yellow), *npg.* *Bacillus fluorescens liquefaciens*, Flüge. Common in water and putrefying infusions. *aër.*, *liqf.*, *mot.*, *chg.* (greenish yellow), *npg.* Cf. *Bacillus viscosus*, Frankland. *Bacillus fluorescens liquefaciens minutissimus*, Unna and Tommasoli. Found upon skin in cases of eczema seborrhœicum. *aër.*, *facanaër.*, *liqf.*, *mot.*, *chg.*, (greenish yellow), *npg.* Possibly identical with the preceding species. *Bacillus fluorescens nivalis*, Schmolck. Syn., *Bacillus nivalis*, Gletscher bacillus, Glacier bacillus. Found in snow and ice water from Norwegian glaciers. *aër.*, *liqf.*, *mot.*, *chg.* (bluish green), *npg.* *Bacillus fluorescens non-liquefaciens*, Schiller.

Abbreviations.—*aër.*=aerobic. *anaër.*=anaerobic. *chg.*=chromogenic. *facanaër.*=facultative anaerobic. *liqf.*=liquefactive. *monom.*=monomorphic. *mot.*=motile. *liqf.*=non-liquefactive. *nmot.*=non-motile. *npg.*=non-pathogenic. *obl.*=obligate. *oscl.*=oscillating. *pg.*=pathogenic. *phos.*=phosphorescent. *pleom.*=pleomorphic. *sap.*=saprophytic.



Found in water. *aër.*, *nlqf.*, *nmot.*, *chg.* (greenish yellow), *npg.* According to Baumgarten identical with the *Bacillus fluorescens putidus*, Flügge. Found in water. *aër.*, *nlqf.*, *mot.*, *chg.* (greenish), *npg.* *Bacillus fluorescens tenuis*, Zimmermann. Found in hydrant water (Chemnitz). *aër.*, *nlqf.*, *nmot.*, *chg.* (greenish yellow), *npg.* *Bacillus fœtidus*, Passet. Syn., *Bacterium fœtidum*, Thin. *Clostridium fœtidum*, Liborius. Corpuscles brillants. Found in cases of fetid sweating feet, in the exudations of mice inoculated with garden earth, and in cases of malignant edema. *anaër.*, *liqf.*, *mot.*, *npg.* *Bacillus fœtidus lactis*, Jensen. Found in milk. *aër.*, *nlqf.*, *npg.* Resembles *Bacillus neapolitanus*, Emmerich. *Bacillus fulvus*, Zimmermann. Found in hydrant water, (Chemnitz). *aër.*, *liqf.*, *nmot.*, *chg.* (gamboge yellow), *npg.* *Bacillus fuscus*. Obtained from a putrefying infusion of maize, from the air, etc. Cf. *Bacterium brunneum*, Schröter. *Bacillus fuscus limbatus*, Scheibenzuber. Obtained from rotten eggs. *aër.*, *facanaër.*, *nlqf.*, *mot.*, *chg.* (brown), *npg.* *Bacillus galinarum*, Klein. Found in blood of chickens dead of a disease resembling chicken cholera. *aër.*, *nlqf.*, *nmot.*, *pg.* *Bacillus gasoformans*, Eisenberg. Found in water. *aër.*, *facanaër.*, *liqf.*, *mot.*, *npg.* *Bacillus gaytoni*, Cheshire. The cause of a disease of honey-bees. Cf. *Bacillus alvei*, Cheshire and Cheyne. *Bacillus geniculatus*, De Bary. Syn., *Tyrophthrix geniculatus*, Duclaux, *Bacterium en zigzag*, Fr. Found in the contents of the stomach. *aër.*, *nlqf.*, *mot.*, *npg.* *Bacillus gingivæ*, Miller. *Bacillus gingivæ pyogenes*, Miller. See *Bacterium gingivæ pyogenes*, Miller. Found in a filthy mouth, and in purulent dental pulp. *aër.*, *facanaër.*, *liqf.*, *pg.* (for white mice, guinea pigs, and rabbits). *Bacillus glaucus*, Maschke. Found in water. *aër.*, *liqf.*, *nmot.*, *chg.* (gray), *npg.* *Bacillus gliscrogenum*. See *Bacterium gliscrogenum*, Malerba. *Bacillus glycerinæ*, Buchner. See *Bacillus subtilis*, Cohn. *Bacillus gracilis*, Zimmermann. Found in hydrant water, (Chemnitz). *aër.*, *facanaër.*, *liqf.*, *oscl.*, *npg.* *Bacillus gracilis anærobiescens*, Vaughan. Found in water. *aër.*, *facanaër.*, *nlqf.*, *mot.*, *npg.* *Bacillus gracilis cadaveris*, Sternberg. Obtained in human liver. *aër.*, *facanaër.*, *nmot.*, *nlqf.*, *pg.* *Bacillus granulosus*, Russel. Found in mud (Bay of Naples). *aër.*, *facanaër.*, *liqf.*, *nmot.* Pathogenesis not determined. *Bacillus graveolens*, Bordoni and Uffreduzzi. Syn., *Bacille de la sueur des pieds*, Fr. Compare *Bacillus saprogenes*, II, Rosenbach, and *Bacillus fœtidus*, Passet. Found on epidermis between the toes of man. *aër.*, *liqf.*, *npg.* *Bacillus guttatus*, Zimmermann. Found in hydrant water (Chemnitz). *aër.*, *facanaër.*, *liqf.*, *mot.*, *npg.* *Bacillus halophilus*, Russel. Obtained from water and mud (Bay of Naples). *aër.*, *liqf.*, *mot.* Pathogenesis not determined. *Bacillus hansenii*, Raspussen. Found in various nutrient liquids. *aër.*, *mot.*, *chg.* (chrome yellow to yellowish brown). *Bacillus havaniensis*, Sternberg. Syn., *Micrococcus havaniensis*, (?) Sternberg. *Bacillus havaniensis liquefaciens*, Sternberg. Obtained from the surface of the body of patients in the hospital at Havana. *aër.*, *nlqf.*, *chg.* (blood-red). *Bacillus helvolus*, Zimmermann. Found in hydrant water (Chemnitz). *aër.*, *liqf.*, *mot.* (rotary only), *chg.* (Naples yellow), *npg.* *Bacillus hemicrobiophilus*, Arloing. Found in a caseous lymphatic gland of a guinea pig. *aër.*, *facanaër.*, *nlqf.*, *mot.*, *pg.* *Bacillus*

*hepaticus fortuitus*, Sternberg. Obtained from the exudations of a guinea pig inoculated with liver from a yellow fever patient. *aër.*, *nlqf.*, *mot.*, *npg.* *Bacillus hessii*, Guillebeau. Found in cow's milk. *aër.*, *liqf.*, *mot.* Pathogenesis not determined. *Bacillus hominis capsulatus*, Bordoni-Uffreduzzi. Syn., *Proteus capsulatus septicus*, Banti. *Proteus hominis capsulatus*, Bordoni-Uffreduzzi. *Bacillus der Haderkrankheit*, *Bacillus* of rag-picker's disease. Obtained from persons dead from rag-picker's disease. *aër.*, *nlqf.*, *nmot.*, *pg.* *Bacillus hyacinthi septicus*, Heinz. Found in diseased hyacinths. *aër.*, *facanaër.*, *nlqf.*, *mot.*, *npg.* Cf. *Bacterium hyacinthi*, Wakker. *Bacillus hyalinus*, Jordan. Found in hydrant water (Lawrence, Mass.). *aër.*, *facanaër.*, *liqf.*, *mot.*, *npg.* Reduces nitrates rapidly. *Bacillus hydrophilus fuscus*, Sanerelli. Syn., *Bacille de la septicémie gangréneuse de la grenouille*, Legrain. From the lymph of diseased frogs. *aër.*, *liqf.*, *mot.*, *pg.* *Bacillus implexus*, Zimmermann. Found in hydrant water (Chemnitz). *aër.*, *liqf.*, *mot.*, *npg.* *Bacillus incanus*, Pohl. Found in swamp water. *aër.*, *liqf.*, *mot.* Not sufficiently studied. *Bacillus indicus*, Koch. Syn., *Bacillus indicus ruber*, Koch. *Micrococcus indicus*, Koch. Found in the intestinal contents of a monkey. *aër.*, *facanaër.*, *liqf.*, *mot.*, *chg.* (brick-red), *pg.* (for rabbits). *Bacillus indigoferus*, Classen. Found in river water (Spree). *aër.*, *nlqf.*, *mot.*, *chg.* (deep indigo blue), *npg.* *Bacillus indigogenus*, Alvarez. Found in an infusion of the leaves of the indigo plant. (*Indigofera tinctoria*, L.). *aër.*, *mot.*, *chg.* (indigo blue), *pg.* *Bacillus inflatus*, A. Koch. Obtained from the air. *aër.*, *liqf.*, *mot.*, *npg.* *Bacillus intestinus motilis*, Sternberg. From the intestinal contents of yellow fever cadavers. *aër.*, *facanaër.*, *nlqf.*, *mot.*, *npg.* *Bacillus inunctus*, Pohl. Found in swamp water. *aër.*, *facanaër.*, *liqf.*, *mot.* Pathogenesis not determined. *Bacillus invisibilis*, Vaughan. Found in water. *aër.*, *facanaër.*, *nlqf.*, *mot.*, *npg.* *Bacillus iodicoccus vaginatus*, Miller. See *Iodicoccus vaginatus*. *Bacillus iris*, Frick. *aër.*, *nlqf.*, *nmot.* (green), *npg.* *Bacillus janthinus*, Zopf. Syn., *Bacterium janthinus*, Zopf. Violet bacillus, found in sewage (Lawrence, Mass.). *aër.*, *liqf.*, *mot.*, *chg.* (bluish violet), *npg.* *Bacillus kaukasicus*, Ger. See *Bacillus caucasicus*, Kern. *Bacillus klebsii*. See *Bacillus syphilidis*, Lustgarten. *Bacillus lacticus*, Pasteur. See *Bacillus acidilactici*, Hueppe. *Bacillus lactis aërogenes*, Escherich and Abeloos. Syn., *Bacillus aërogenes*, *Bacillus capsulatus*, Smith. *Bacterium lactis aërogenes*, Escherich. *Bacille aërogène*, Fr.; *Bacillus* des Milchkoates, *Bacillus* des Milchfaeces, Ger. Found in the stomach and intestine of healthy adults. *aër.*, *facanaër.*, *nlqf.*, *npg.* *Bacillus lactis albus*, Löffler. Found in milk. *aër.*, *liqf.*, *mot.*, *npg.* *Bacillus lactis cyanogenus*. See *Bacillus cyanogenus*, Hueppe. *Bacillus lactis erythrogenes*, Hueppe and Baginsky. Syn., *Bacillus* of red milk. Found in milk and the feces of a child. *aër.*, *liqf.*, *nmot.*, *chg.* (yellow and red), *npg.* *Bacillus lactis pituitosi*, Löffler. Syn., *Bacillus lactis viscosus*, Adametz, Löffler's *Bacillus* der schleimigen Milch. Found in milk. *aër.*, *nlqf.*, *npg.* *Bacillus lactis viscosus*, Adametz. Found in ropy milk. *aër.*, *nlqf.*, *nmot.*, *npg.* *Bacillus latericeus*, Eisenberg. Syn., *Ziegelroter bacillus*, Adametz. Found in water. *aër.*, *nlqf.*, *nmot.*, *chg.* (brick red), *npg.* *Bacillus leiodermos*, Löffler. Syn., *Bacillus liodermos*, Flügge.

**Abbreviations.**—*aër.* = aërobic. *anaër.* = anaërobic. *chg.* = chromogenic. *facanaër.* = facultative anaërobic. *liqf.* = liquefactive. *monom.* = monomorphie. *mot.* = motile. *nlqf.* = non-liquefactive. *nmot.* = non-motile. *npg.* = non-pathogenic. *obl.* = obligate. *oscl.* = oscillating. *pg.* = pathogenic. *phos.* = phosphorescent. *pleom.* = pleomorphic. *sap.* = saprophytic.

Glatthaubtildender Kartoffelbacillus, Gummibacillus. Found in milk. *aër.*, *liqf.*, *mot.*, *npg.* **Bacillus leporis lethalis**, Gibier and Sternberg. From the intestinal contents of yellow fever patients. *aër.*, *liqf.*, *mot.*, *pg.* **Bacillus lepræ**, Armauer and Hansen. Syn., Aussatzbacillus, Bacillus der Lepra, Bacillus des Aussatzes, Ger.; Bacille de la lèpre, Fr.; Bacillo della lebbra, It. Found in leprous tubercles. Cannot be cultivated in ordinary media. Specific pathogenesis settled by inoculation of a condemned criminal. **Bacillus leptosporus**, L. Klein. Obtained from the air. *aër.*, *mot.*, *npg.* **Bacillus lethalis**, Babes. Syn., *Proteus lethalis*. *Proteus* bei Lungengangrâne des Menschen. Obtained from spleen and lung of patient dead of septicemia. *aër.*, *facanaër.*, *liqf.*, *mot.*, *pg.* **Bacillus limbatus acidi lactici**, Marpmann. Found in cow's milk. *aër.*, *nliqf.*, *nmot.*, *npg.* **Bacillus limosus**, Russel. Obtained from mud (Bay of Naples). *aër.*, *liqf.*, *mot.* Pathogenesis not determined. **Bacillus lineola**. See *Bacterium lineola*, Cohn. **Bacillus liodermos**, Flügge. See *Bacillus leiodermos*, Löffler. **Bacillus liquefaciens**, Eisenberg. Found in water. *aër.*, *liqf.*, *mot.*, *npg.* **Bacillus liquefaciens bovis**, Arloing. Syn., *Pneumobacillus liquefaciens bovis*. From the lungs of a diseased ox. *aër.*, *facanaër.*, *liqf.*, *nmot.*, *pg.* **Bacillus liquefaciens communis**, Sternberg. Obtained from the feces of yellow fever patients. *aër.*, *facanaër.*, *liqf.*, *mot.*, *npg.* **Bacillus liquefaciens magnus**, Lüderitz. Found in the exudates of mice inoculated with garden earth. *anaër.*, *liqf.*, *mot.*, *npg.* **Bacillus liquefaciens parvus**, Lüderitz. Source same as last. *anaër.*, *liqf.*, *nmot.*, *npg.* **Bacillus liquidus**, Frankland. Found in river water (Thames). Common. *aër.*, *liqf.*, *mot.*, *npg.* **Bacillus litoralis**, Russel. Obtained from mud (Bay of Naples). *aër.*, *facanaër.*, *liqf.*, *mot.* Pathogenesis not determined. **Bacillus lividus**, Plagge and Proskauer. Found in hydrant water (Berlin). *aër.*, *facanaër.*, *liqf.*, *mot.*, *chg.* (brick red), *npg.* **Bacillus lucens**, Van Tieghem. Syn., *Bacterium lucens*, Van Tieghem. Found on the surface of water. *aër.*, *nmot.* Brilliant. **Bacillus luteus**, Flügge. Syn., *Bacterium luteum*, List. Gelber Bacillus, Ger. Found in superficial layers of gelatin plate culture. *aër.*, *nmot.*, *nliqf.*, *chg.* (yellow), *npg.* **Bacillus luteus suis**, Salmon and Smith. Found in the perivisceral fluids of swine. *aër.*, *liqf.*, *mot.*, *chg.* (yellow red). Smells like glue. **Bacillus lyssæ**, Pasteur. Syn., *Coccobacterium lyssæ*, Rivolta. *Lissophyton suspectum*, Hallier. Micrococi della rabbia, Ital. Bacille de la rage, Fr.; Hundswut-bacillus, Ger. Cf. *Bacterium septicum sputigenum*, Fraenkel. Found in saliva of hydrophobic patients and animals. Cf. *Bacillus septicus sputigenus*, Flügge. **Bacillus mairidis**, Cuboni. From macerated corn and the feces of pellagra patients. *aër.*, *liqf.*, *mot.*, *npg.* **Bacillus mandriæ**, Israel. See *Bacillus mallei*, Löffler. **Bacillus malarie**, Klebs and Tommasi-Crudeli. Syn., Bacille de la malaria, Bacille du sang, Fr.; Bacillus der Malaria, Bacillus des Blutes, Blut-bacillus, Ger.; Bacillo della malaria, It. Bacillus of the blood. Obtained from the soil and air of the Campagna, from swamps, from the blood of malarial patients, etc. Pathogenesis disputed. **Bacillus mallei**, Löffler. Syn., *Bacillus mandriæ*, Israel; Rotzbacillus, Bacillus des Rotzes, Ger.; Bacille de la morve, Fr. Found in the nasal discharges, nodules, etc., of animals with glanders. *aër.*, *facanaër.*, *nmot.* (strictly parasitic), *pg.* (proven by inoculation).

**Bacillus martinez**, Sternberg. Obtained from the liver of a yellow fever cadaver. *aër.*, *facanaër.*, *nliqf.*, *nmot.*, *npg.* **Bacillus maydis**. See *Bacillus maidis*, Cuboni. Syn., *Bacterium maydis*, Cuboni; Bacterio della pellagra, It. **Bacillus megaterium**, De Bary. Found on the leaves of boiled cabbage. *aër.*, *liqf.*, *mot.*, *npg.* **Bacillus melanosporus**, Eidam. Obtained from the air. *aër.*, *facanaër.*, *chg.* (black), *npg.* **Bacillus melitophthorus**. See *Bacillus akvei*, Cheshire and Cheyne. **Bacillus melochloros**, Winkler and Schrötter. Syn., *Bacillus butyri fluorescens*, Lafar. Obtained from the dejections of the larva in a wormy apple. *aër.*, *liqf.*, *mot.*, *chg.* (emerald green), *npg.* (for rabbits). **Bacillus membranaceus amethystinus**, Eisenberg. Found in well water (Spalato). *aër.*, *liqf.*, *nmot.*, *chg.* (dark violet), *npg.* **Bacillus meningitidis purulentæ**, Naumann and Schäffer. Obtained from pus taken from beneath the pia mater in a person dead of purulent meningitis. *aër.*, *facanaër.*, *nliqf.*, *mot.*, *pg.* **Bacillus merismopædioides**, Zopf. Syn., *Arthrobacterium* or *Bacterium merismopædioides*, De Bary. Obtained from sewage mud; the type of the so-called "tablet cocci." **Bacillus mesentericus fuscus**, Flügge. Syn., Kartoffelbacillus, Ger.; Bacille brun de la pomme de terre, Fr. Potato bacillus. Obtained from the air, hay dust, water, etc. Common. *aër.*, *liqf.*, *mot.*, *npg.* **Bacillus mesentericus ruber**, Globig. Syn., Kartoffelbacillus; Roter Kartoffelbacillus, Ger.; Bacille rouge de la pomme de terre, Bacille rouge de Globig, Fr. Potato bacillus. Found upon potatoes. *aër.*, *liqf.*, *mot.*, *chg.* (reddish yellow or pink), *npg.* **Bacillus mesentericus vulgaris**, Flügge. Syn., *Bacillus figurans*, Crookshank. *Proteus vulgaris*. Bacille commun de la pomme de terre, Bacille des pomme de terre, Fr.; Kartoffelbacillus, Ger. Potato bacillus. Common. Found in potatoes, water, milk, intestinal contents of man, etc. *aër.*, *liqf.*, *npg.* **Bacillus miniaceus**, Zimmermann. See *Bacillus ruber*, Frank and Cohn. **Bacillus minimus**, Klebs. See *Bacillus erysipelatos suis*, Koch, etc. **Bacillus mirabilis**, Hauser. Syn., *Proteus mirabilis*. Bacille de Hauser, Fr. Obtained from decaying animal matter. *aër.*, *facanaër.*, *liqf.*, *mot.*, *pg.* **Bacillus molluscus**, Domenico. Syn., Bacillo del mollusco contagioso, Dominico, Ital. Found in molluscum contagiosum; resembles somewhat *Bacillus lepræ* and *Bacillus malarie*. Pathogenesis disputed, the disease being attributed by some to psorosperms. **Bacillus multipedunculatus**, Flügge. Syn., *Bacillus multipediculus*. Found in air and water. *aër.*, *nliqf.*, *nmot.*, *npg.* **Bacillus murisepticus**, Flügge. See *Bacillus erysipelatos suis*, Koch. **Bacillus murisepticus pleomorphus**, Karlinksi. Found in purulent uterine discharges. *aër.*, *facanaër.*, *liqf.*, *mot.*, *pg.* Probably identical with *Proteus vulgaris*, Hauser. **Bacillus muscoides**, Liborius. Found in soil, old cheese, cow dung, etc. *anaër.*, *nliqf.*, *mot.*, *npg.* **Bacillus mycoides**, Flügge. Syn., Erdbacillus, Ger.; Bacille mycoide, Fr. Common in soil and water. *aër.*, *nliqf.*, *mot.*, *npg.* **Bacillus mycoides roseus**, Scholl. Found in the soil. *aër.*, *liqf.*, *chg.* (red), *npg.* **Bacillus neapolitanus**, Emmerich. Syn., *Bacillus coli communis*, *Bacterium coli commune*, Escherich, *Bacterium neapolitanum*, Colon bacillus of Escherich, Emmerich's Bacillus, Emmerich's Neaplerbacillus; Bacille neapolitaine, Fr.; Bacillus des Milchcotes, Bacillus des Milchfaeces, Ger.; Bacillus of Booker, *a* to *n*.

**Abbreviations.**—*aër.* = aerobic. *anaër.* = anaerobic. *chg.* = chromogenic. *facanaër.* = facultative anaerobic. *liqf.* = liquefactive. *monom.* = monomorphic. *mot.* = motile. *nliqf.* = non-liquefactive. *nmot.* = non-motile. *npg.* = non-pathogenic. *obl.* = obligate. *oscl.* = oscillating. *pg.* = pathogenic. *phos.* = phosphorescent. *pleom.* = pleomorphic. *sap.* = saprophytic.



Found in the air, in putrefying infusions and constantly in the alvine discharges of healthy and unhealthy human beings, also in those of many animals. From the blood, various organs and feces of cholera patients at Naples, hence the name. *aër.*, *facanaër.*, *nliqf.*, *pg.* **Bacillus necrophorus**, Löffler. Obtained from rabbits after inoculation in the anterior chamber of the eye with portions of condyloma. *aër.*, *facanaër.*, *nliqf.*, *pleom.*, *pg.* **Bacillus nivalis**, Schmolck. See *Bacillus fluorescens nivalis*, Schmolck. **Bacillus nodosus parvus**, Lustgarten. From the healthy urethra of man. *aër.*, *facanaër.*, *nliqf.*, *nmot.*, *npg.* **Bacillus nubilus**, Frankland. From hydrant water (London). *aër.*, *facanaër.*, *liqf.*, *npg.* **Bacillus ochraceus**, Zimmermann. From hydrant water (Chemnitz). *aër.*, *liqf.*, *mot.*, *chg.* (ocher-yellow), *npg.* **Bacillus œdematis aërobicus**. A new bacillus of malignant edema, Klein. Found in the exudates of guinea pigs after inoculating with garden earth. *aër.*, *facanaër.*, *nliqf.*, *mot.*, *pg.* **Bacillus œdematis maligni**, Koch. Syn., *Bacillus œdematis*, Koch; *Bacillus septicus*, Pasteur; *Vibrio septique*, *Vibrio pyogenique*, Pasteur; *Bacille de l'œdème*, *Bacille de l'œdème malin*, *Bacille de la gangrène emphysemateuse progressive*, *Bacille de la gangrène gazeuse*, Fr.; *Microben der gasigen Gangräne*, Ger. **Bacillus of gangrene**, **Bacillus of gangrenous septicemia**. Pink bacillus of spreading edema, A. B. Harris. A widely scattered species, obtained from surface soil, dust, putrefying matter, foul water, etc., and from the exudates produced by inoculating animals with garden earth. *anaër.*, *liqf.*, *mot.*, *pg.* **Bacillus of Acne Contagiosa of Horses**. See *Bacillus of horse pox*. **Bacillus of Afanassiew**. See *Bacillus tussis convulsivæ*, Afanassiew. **Bacillus of Albuminous Decomposition**. See *Bacillus putrificus coli*, Bienstock. **Bacillus of Allantiasis**, Müller, Hoppe-Seyler. See also *Sarcina botulina*, Van den Corput. Cf. *Bacillus of choleraic diarrhea from meat poisoning*, Klein. Found in poisonous sausages, particularly in "Blunzen." *aër.*, *liqf.*, *pg.* **Bacillus of Alopecia areata**, Kasauli. Found attached to the hairs from the diseased patches; easily cultivated. See *Micrococcus of Alopecia areata*, Robinson, and *Bacterium decalvans*, Thin. **Bacillus of Babes and Oprescu**. Obtained from a case presenting symptoms of typhus fever. *aër.*, *facanaër.*, *nliqf.*, *mot.*, *pg.* **Bacillus of Belfanti and Pascaroia**. Syn., *Impftetanusbacillus*, Ger. From the pus of wounds in a person dead of tetanus. *aër.*, *facanaër.*, *nliqf.*, *nmot.*, *pg.* **Bacillus of Beri-beri**, Eykman. See *Bacillus beribericus*, Lacerda. **Bacillus of Blue Milk**. See *Bacillus cyanogenus*, Hueppe. **Bacillus of Blue or Green Pus**. See *Bacillus pyocyaneus*, Gessard. **Bacillus of Booker**, a to n. Found in alvine discharges of children suffering from cholera infantum; probably varieties of *Bacillus neapolitanus*, Emmerich. **Bacillus of Bovet**. Obtained from the intestines of a woman dead of acute choleraic enteritis. *aër.*, *nliqf.*, *mot.*, *pg.* **Bacillus of Braxy**. See *Bacillus anthracis*, Pollender and Davaine. **Bacillus of Bronchitis**, Lumnitzer. Syn., *Bacillus of Lumnitzer*. From the bronchial secretions in cases of putrid bronchitis. *aër.*, *mot.* Cf. *Micrococcus of bronchitis*, Picchini. **Bacillus of Butyric Acid Fermentation**. See *Bacillus butyricus*, Prazmowski. **Bacillus of Carcinoma**, Rappin and Scheurlen and Domingo-Freire. Syn., *Bacille du cancer*, Fr. See *Bacillus of Scheurlen*. **Bacillus of Canestrini**.

Found in larvæ and bees suffering from a malady common among bees in certain parts of Italy. *aër.*, *liqf.*, *mot.*, *chg.* (pink), *pg.* **Bacillus of Canon and Pielicke**. See *Bacillus of measles*. **Bacillus of Cattle Plague**, Metschnikoff. See *Bacillus septicæmiæ hæmorrhagica*, Sternberg. **Bacillus of Cazal and Vaillard**. Obtained from cheesy nodules upon the peritoneum and in the pancreas. *aër.*, *facanaër.*, *liqf.*, *mot.*, *pg.* **Bacillus of Chancroid**, Ducrey. Found in pustules developed upon the arm from the inoculation of chancroidal virus; does not grow in artificial cultures. Cf. *Micrococcus ulceris mollis*. **Bacillus of Cheese**. See *Spirillum tyrogenum*, Denecke. **Bacillus of Chicken Cholera**. See *Bacillus septicæmiæ hæmorrhagica*, Sternberg. **Bacillus of Cholera**. See *Spirillum cholera asiatica*, Koch. **Bacillus of Choleraic Diarrhea from Meat Poisoning**, Klein. Found in the blood and feces of persons poisoned with tainted meat. Cf. *Bacillus of allantiasis*, Müller and Hoppe-Seyler. **Bacillus of Cholera in Ducks**, Cornil and Toupet. Obtained from the blood of ducks that had died of an epidemic disease characterized by choleraic symptoms. *aër.*, *nliqf.*, *nmot.*, *pg.* (for ducks, but not for chickens or pigeons). **Bacillus of Chyluria**, Wilson. Syn., *Bacillus der Chyluria*, Ger.; *Bacille de la chylurie*, Fr.; Found in the coagulum of chylous urine. *aër.*, *facanaër.*, *mot.* **Bacillus of Colomiatti**. Obtained from cases of conjunctivitis and xerotic masses in the eye. *aër.*, *nliqf.*, *nmot.*, *npg.* Cf. *Bacillus of xerosis epithelialis conjunctivæ*, Leber. **Bacillus of Conjunctival Catarrh**, Koch. Syn., *Bacille du catarrhe conjonctival*, Fr.; *Bacillus des Bindehautcatarrhs*, Ger.; *Bacillus of conjunctivitis*, *Bacillus of pink eye*, Weeks. *aër.*, *nliqf.*, *pg.* Resembles *Bacillus xerosis*. **Bacillus of Dantec**. Syn., *Bacille du rouge de morue*, Fr. Obtained from salted codfish to which it gives a red color. *aër.*, *liqf.*, *mot.*, *chg.* (red), *npg.* **Bacillus of Davaine's septicæmia**. See *Bacillus septicæmiæ hæmorrhagica*, Sternberg. **Bacillus of Demme**. Obtained from the contents of tumors and pustules and from the blood of patients suffering from erythema nodosum. *aër.*, *facanaër.*, (?) *nliqf.*, *pg.* (to guinea pigs; rabbits, dogs and goats refractory). **Bacillus of Diphtheria in Calves**. See *Bacillus diphtheriæ vitulorum*, Löffler. **Bacillus of Diphtheria in Doves**. See *Bacillus diphtheriæ columbarum*, Löffler. **Bacillus of Diphtheria in Man**. See *Bacillus diphtheriæ*, Klebs and Löffler. **Bacillus of Döderlein**. See *Bacillus vaginalis*, Döderlein. **Bacillus of Endocarditis**. See *Bacillus pyogenes fetidus*, Fränkel and Saenger. **Bacillus of Egyptian Catarrhal Conjunctivitis**. See *Bacillus of Kartulis*. **Bacillus of Erysipelas in the Rabbit**, Koch. See *Bacillus erysipelatos leporis*, Koch. **Bacillus of False Hog Cholera**. See *Bacillus parvus ovatus*, Löffler. **Bacillus of False Tuberculosis in Rabbits**. See *Bacillus of pseudo-tuberculosis in rabbits*, Malassez and Vignal. **Bacillus of Fiocca**. Found in the saliva of cats and dogs. *aër.*, *facanaër.*, *nliqf.*, *nmot.*, *pg.* (for rabbits, guinea pigs, rats, mice). **Bacillus of Foot Sweat**. Syn., *Fussschweissbacillus*, Ger.; *Bacille de la sueur des pieds*, Fr. See *Bacillus fetidus*, *Bacillus saprogenes No. II*, and *Bacterium graveolens*. **Bacillus of Foul Brood of Bees**. See *Bacillus atvei*, Cheshire and Cheyne. **Bacillus of Fowl Cholera**. See *Bacillus septicæmiæ hæmorrhagica*, Sternberg. **Bacillus of Friedländer**. See *Bacillus pneumoniæ friedländeri*. **Bacillus of Fulles**, III.

**Abbreviations.**—*aër.*=aërobic. *anaër.*=anaërobic. *chg.*=chromogenic. *facanaër.*=facultative anaërobic. *liqf.*=liquefactive. *monom.*=monomorphic. *mot.*=motile. *nliqf.*=non-liquefactive. *nmot.*=non-motile. *npg.*=non-pathogenic. *obl.*=obligate. *oscl.*=oscillating. *pg.*=pathogenic. *phos.*=phosphorescent. *pleom.*=pleomorphic. *sap.*=saprophytic.

Found in the soil. *aër.*, *nlif.*, *mot.*, *npg.* **Bacillus of Gangrene.** See *Bacillus adematis maligni*, Koch. *Bacillus saprogenes*, III, Rosenbach, and *Bacillus* of senile gangrene. **Bacillus of Gangrenous Septicemia.** Syn., *Bacille de la gangrène gazeuse*. See *Bacillus adematis maligni*, Koch. **Bacillus of Gessner.** See *Bacterium tholoides*, Gessner. **Bacillus of Glands.** See *Bacillus mallei*, Löffler. **Bacillus of Green Diarrhea in Children,** Lesage. See *Bacillus* of Lesage. **Bacillus of Green Pus.** See *Bacillus pyocyaneus*, Gessard. **Bacillus of Grouse Disease,** Klein. Obtained from the lungs and liver of grouse that had died of an epidemic disease. *aër.*, *nlif.*, *nmot.*, *pg.* (for mice, guinea pigs, linnets, green finches, sparrows; chickens, pigeons and rabbits immune). **Bacillus of Hay Infusions.** See *Bacillus subtilis*, Ehrenberg. **Bacillus of Heminecrobiophilus,** Arloing. Obtained from the callous lymphatic glands of a guinea pig. *aër.*, *facanaër.*, *nlif.*, *mot.*, *pleom.*, *pg.* **Bacillus of Hog Cholera,** Salmon and Smith. See *Bacillus ex pneumo-enteritide suis*, Klein. **Bacillus of Hog Erysipelas.** See *Bacillus erysipelas suis*, Koch, etc. **Bacillus of Horse Pox,** Dieckerhoff and Grawitz. Syn., *Bacillus* of *acne contagiosa* of horses. *Bacillus* der *Akne contagiosa* des Pferdes, Ger. Obtained from the pustules of horses suffering from *acne contagiosa*. *aër.*, *nlif.*, *pg.* **Bacillus of Hydrophobia.** See *Bacillus lyssa*, Pasteur. **Bacillus of Icterus,** Karlinsky and Ducamp. Found in the blood during an attack of infectious icterus. Did not thrive on ordinary culture media. **Bacillus of Influenza,** Pfeiffer, Kitasato and Canon. Syn., *Bacille de Pfeiffer*, *Bacille de l'influenza*, *Influenza bacillus*. Found in the purulent bronchial secretions and in the blood of persons suffering from epidemic influenza. *aër.*, *nmot.*, *pg.* Cf. *Micrococcus influenza*, Letzerich. **Bacillus of Intestinal Diphtheria in Rabbits,** Ribbert. Syn., *Bacille de la diphthérie intestinale* chez les lapins, Fr. Obtained from the viscera of rabbits dead of a disease characterized by a diphtheritic inflammation of the intestinal mucous membrane. *aër.*, *nlif.*, *nmot.* (?) *pg.* **Bacillus of Jeffries.** A group (A, G, J, K, P, S, Z.) of bacilli, resembling *Bacillus neapolitanus*, Emmerich, and *Bacillus lactis aërogenes*, Escherich. Found in the alvine discharges of children suffering from summer diarrhea. *anaër.*, *npg.* **Bacillus of Jequirity Ophthalmia,** DeWecker and Sattler. Syn., *Bacille du jequirity*, Fr.; *Jequiritypilz*, Ger. Found in cases of jequirity ophthalmia and in infusions of jequirity seeds (*Abrus precatorius*), the supposed source of Abrin. *aër.*, *lif.*, *mot.*, *npg.* The disease is now held to be caused by a soluble poison, *jequiritin*. **Bacillus of Karlinski.** See *Bacillus murisepticus pleomorphus*, Karlinski. **Bacillus of Kartulis,** Koch and Kartulis. Obtained from the conjunctiva in cases of Egyptian catarrhal conjunctivitis. *aër.* Pathogenesis not well determined. **Bacillus of Koubasoff.** Obtained from carcinomatous growth in the human stomach. *aër.*, *facanaër.*, *nlif.*, *mot.*, *pg.* (for guinea pigs and rabbits). Cf. *Bacillus* of Scheuerlen. **Bacillus of Lactic Acid Fermentation.** See *Bacillus acidii lactici*, Hueppe. **Bacillus of Laser.** Obtained from mice infected with an epidemic disease. *aër.*, *facanaër.*, *nlif.*, *mot.*, *pg.* (for field mice, guinea pigs, rabbits and pigeons). **Bacillus of Leprosy.** See *Bacillus lepra*, Hansen. **Bacillus of Lesage.** Syn., *Bacille de la diarrhée verte infantile*, Fr. *Bacillus* of green diarrhea in children. Obtained in the green alvine discharges of

infants suffering from green diarrhea. *aër.*, *nlif.*, *mot.*, *pg.* According to Baumgarten identical with *Bacillus fluorescens non-liquefaciens*, Schiller. **Bacillus of Letzerich.** Obtained from the urine of children suffering from nephritis interstitialis primaria. *aër.*, *lif.*, *pg.* **Bacillus of Liborius.** See *Bacillus amylobacter*, Prazmowski. **Bacillus of Lichen Ruber,** Laser. Syn., *Bacillus bei Lichen ruber*, Ger. Found in the lymph passages in cases of lichen ruber. **Bacillus of Lucet.** Syn., *Bacille de la dysenterie epizootique des poules et des dindes*, Fr. Obtained from chickens and turkeys suffering from an infectious form of septicemia characterized by dysenteric discharges. *aër.*, *facanaër.*, *nlif.*, *nmot.*, *pg.* **Bacillus of Lumitzer.** See *Bacillus* of Bronchitis. **Bacillus of Lupus.** See *Bacillus Tuberculosis*, Koch. **Bacillus of Lustgarten.** See *Bacillus syphilidis*, Lustgarten. **Bacillus of Lymph in Fishes,** Oliver and Richet. Observed in the lymph of certain fishes. *aër.*, *mot.*, *npg.* **Bacillus of Malaria.** See *Bacillus malariae*, Klebs and Tommasi-Crudeli. **Bacillus of Malignant Edema.** See *Bacillus adematis maligni*, Koch. **Bacillus of Measles,** Canon and Pielicke. Syn., *Bacillus* of Canon and Pielicke. Found in the blood and in the secretions of the nose and conjunctiva of persons with measles. Cf. *Micrococcus* of measles, Klebs and Keating. **Bacillus of Mouse Septicemia.** See *Bacillus erysipelas suis*, Pasteur. **Bacillus of Necrosis of the Liver in Badgers,** Eberth. Found in the necrotic liver of a badger. **Bacillus of Necrosis of the Liver in Guinea Pigs,** Eberth. Found in the necrotic liver of a guinea pig. **Bacillus of Nephritis,** Letzerich. See *Bacillus* of Letzerich. **Bacillus of Nocard.** Syn., *Bacille du farcin du bœuf*, Fr.; *Bacillus der Wurmkrankheit*, Ger. Found in the superficial abscesses of cattle suffering from farcy. *aër.*, *nmot.*, *pg.* **Bacillus of Okada.** Obtained from the dust between the boards of a floor. *aër.*, *facanaër.*, *nlif.*, *nmot.*, *pg.* **Bacillus of Osteomyelitis,** Krasko and Becker. Found in cases of osteomyelitis. *aër.*, *lif.* (or in some forms *nlif.*), *mot.*, *pleom.*, *pg.* Held by Pasteur as identical with the micrococcus of furuncle, q. v. **Bacillus of Phthisis.** See *Bacillus tuberculosis*, Koch. **Bacillus of Pink Eye,** Weeks. See *Bacillus* of conjunctival catarrh, Koch. **Bacillus of Potato Rot,** Kramer. Syn., *Nassfäulebacillus*. Obtained from potatoes affected with wet rot. *aër.*, *lif.*, *mot.*, *npg.* Putrefies the albuminous substances of potatoes. **Bacillus of Pseudo-tuberculosis in Rabbits,** Eberth, Malassez, and Vignal. Syn., *Bacille de la tuberculose zooglérique*, *Bacille de la pseudo-tuberculose du lapin*, Fr.; *Bacillus der Pseudo-tuberculose der Kaninchen*, Ger. Found in the nodular deposits characteristic of this disease. **Bacillus of Puerperal Fever.** See *Bacillus puerperalis*, Engel and Spillmann. **Bacillus of Purpura Hæmorrhagica of Babes.** Obtained from the viscera of a patient dead of purpura hæmorrhagica. *aër.*, *facanaër.*, *lif.*, *nmot.*, *pg.* Resembles the next two forms. **Bacillus of Purpura Hæmorrhagica of Kolb.** Obtained from the viscera of patients dead of purpura. *aër.*, *facanaër.*, *nlif.*, *nmot.*, *pg.* **Bacillus of Purpura Hæmorrhagica of Tizzoni and Giovannini.** Obtained from the blood of two children dead of purpura hæmorrhagica. *aër.*, *facanaër.*, *nlif.*, *nmot.*, *pg.* **Bacillus of Pyemia,** Beltzow. Syn., *Bacille de la pyémie*, Fr.; *Bacillus der Pyämie*, Ger. Two forms found in pyemia, one of which resembles *Bacillus adematis*

Abbreviations.—*aër.* = aerobic. *anaër.* = anaerobic. *chg.* = chromogenic. *facanaër.* = facultative anaerobic. *lif.* = liquefactive. *monom.* = monomorphic. *mot.* = motile. *nlif.* = non-liquefactive. *nmot.* = non-motile. *npg.* = non-pathogenic. *obl.* = obligate. *oscl.* = oscillating. *pg.* = pathogenic. *phos.* = phosphorescent. *pleom.* = pleomorphic. *sap.* = saprophytic.



*maligni*, Koch. **Bacillus of Rabbit Septicemia.** See *Bacillus septemicæ hæmorrhagicae*, Sternberg. **Bacillus of Rabies.** See *Bacillus lyssa*, Pasteur. **Bacillus of Rag Pickers' Disease.** See *Bacillus hominis capsulatis*, Bordoni-Uffreduzzi. **Bacillus of Red Bread.** See *Bacillus prodigiosus*, Ehrenberg. **Bacillus of Red Milk.** See *Bacillus lactis erythrogenes*, Hueppe; and *Bacillus prodigiosus*, Ehrenberg. **Bacillus of Rheumatism.** See *Bacillus rheumathritidis*, Kussmaul. **Bacillus of Rhinoscleroma.** See *Bacillus rhinoscleromatis*, Cornil and Alvarez. **Bacillus of Roth, I, II.** Obtained from old rags. *aër.*, *facanaër.*, *nlif.*, *nmot.*, *pg.* Resembles *Bacillus neapolitanus*, Emmerich; and *Bacillus cavicidus*, Burger. **Bacillus of Rouget.** See *Bacillus erysipelatos suis*, Koch, etc. **Bacillus of Scarlet Fever,** Crooke. Syn., *Bacille de la scarlatine*, Fr. Found in the nasal mucus and tissues of the throat in a case of anginous scarlet fever. *mot.* Resembles *Bacillus adematidis maligni*, Koch, and the Proteus of Hauser. According to Döehle the parasite of this disease is a protozoön. Cf. *Micrococcus Scarlatinae*. **Bacillus of Scheurlen,** Scheuerlen, Rapin, and Domingo-Freire. Syn., *Bacillus epidermidis*, Bordoni-Uffreduzzi. From cancerous tissues and from mammary epithelia of healthy persons. According to Macé possibly identical with a variety of *Bacillus mesentericus vulgaris*, Flügge. *aër.*, *liqf.*, *mot.*, *npg.* **Bacillus of Schimmelbusch.** Obtained from the necrotic tissues of a case of cancrum oris or noma. *aër.*, *nlif.*, *pg.* **Bacillus of Schou.** See *Bacillus pneumonicus agilis*, Schou. **Bacillus of Senile Gangrene,** Tricomi. Syn., *Bacille de la gangrene sénile*, Fr. **Bacillus of gangrene,** *Bacillus of Tricomi.* Found in the blood, in the tissues along the line of demarcation, in the subcutaneous tissue and the lymph spaces of the skin, and in the ichorous discharge. *aër.*, *liqf.*, *nmot.*, *pg.* Cf. *Bacillus adematidis maligni*, Koch, and *Bacillus saprogenes*, III, Rosenbach. **Bacillus of Septicemia in Man,** Klein. Syn., *Bacille de la septicémie*, Fr. **Bacillus of Southern Cattle Plague,** F. S. Billings. Syn., *Bacillus of Texas fever in cattle.* *Bacillus der amerikanischen Rinderseuche*, Canerva. Found in the blood, viscera, and manure of cattle infected with cattle plague or Texas fever; also in the ticks (*Boöphilus bovis*, Curtice) infecting the cattle, and in their discharges. The spread of the disease is largely due to the manure of the cattle and also indirectly to the ticks. *aër.*, *nlif.*, *mot.*, *pleom.*, *pg.* Smith and Kilborn now attribute this disease to the psorosperm *Pyrosoma bigeminum*. **Bacillus of Spontaneous Rabbit Septicemia,** Eberth. See *Bacillus of swine plague*, Marseilles. **Bacillus of Symptomatic Anthrax.** See *Bacillus chauvæi*, Bollinger and Feser. **Bacillus of Swine Pest,** Selander. See *Bacillus ex pneumo-enteritide suis*, Klein. **Bacillus of Swine Plague,** Marseilles, Reitsch, and Jobert. Syn., *Bacillus suis*, Detmers. *Bacillus der Schweineseuche*, Marseilles; *Bacillus der Fretchenseuche* (ferret disease), Eberth and Schimmelbusch; *Bacille de la peste porcine*, Fr.; *Bacillus of spontaneous rabbit septicemia*; *Bacillus of swine plague*, Detmers and Billings; *Swine plague*, Schizophyte, Detmers. First obtained from swine attacked by a fatal epidemic disease in Marseilles. *aër.*, *nlif.*, *mot.*, *pg.* Canerva and others identify this with the *Bacillus of ferret disease* and with that of American swine plague; also with the *Bacillus of Southern cattle plague*, Billings; but this latter seems to be a distinct

species. See *Bacillus tardigradus*. **Bacillus of Syphilis.** See *Bacillus syphilidis*, Lustgarten. **Bacillus of Tetanus.** See *Bacillus tetani*, Nicolaier. **Bacillus of Texas Cattle Fever,** F. S. Billings. See *Bacillus of Southern cattle plague*. **Bacillus of the Blood.** Syn., *Bacille du sang*, Fr.; *Blutbacillus*, *Bacillus des Blutes*, Hoffmann, Ger. **Bacillus of the Lungs of Cattle,** Lüstig. Found in the lungs of healthy and diseased cattle. *aër.*, *liqf.* **Bacillus of the Meconium,** Escherich. Found in the meconium. **Bacillus of the Pneumo-enteritis of the Pig.** See *Bacillus ex pneumo-enteritide suis*, Klein. **Bacillus of the Smegma.** Syn., *Bacille du smegma préputial*, Fr.; *Smegmabacillus*, Ger. Found in the smegma of the male and female genitals. **Bacillus of Tommasoli.** See *Bacillus sycoferus fatidus*, Tommasoli. **Bacillus of Tricomi.** See *Bacillus of senile gangrene*. **Bacillus of Tuberculosis of Vines.** Syn., *Bacille de la tuberculose des vignes*, Corvo, Fr. Regarded by Corvo as the cause of the diseased condition of vines usually attributed to *Phylloxera vastatrix*, Planchon. **Bacillus of Ulcerative Stomatitis of Cattle,** Lingard and Batt. Found on the skin, the mucous membranes, and in the lungs of young cattle. Cf. *Streptocytus of eczema epizootica*, Schottelius. **Bacillus of Ulcus Molle,** Kröfting. Identical with that described by Ducrey as the *Bacillus of Chancroid*. **Bacillus of Utpadel,** Utpadel and Gessner. Obtained from the stuffing of the bed quilts in a military hospital (Augsburg), and from the intestinal contents of man. *aër.*, *nlif.*, *mot.*, *pg.* **Bacillus of Vagus Pneumonia.** See *Bacillus pneumonicus agilis*, Schou. **Bacillus of Verruga Peruana,** Izquierdo. Found in the intercellular spaces and blood-vessels in the nodules characteristic of Peruvian wart. **Bacillus of Vignal.** See *Bacillus buccalis minutus*, Vignal. **Bacillus of Whooping Cough.** See *Bacillus tussis convulsiva*, Afanassiew. **Bacillus of Xerosis Epithelialis Conjunctivæ,** Leber, Kuschbert, Fränkel, and Neisser. Syn., *Bacillus xerosis*, Fränkel; *Bacillus of Colomiatti*, *Bacillus of xerosis*, Schreiber; *Xerosebacillus*, *Bacillus der Xerosis epithelialis conjunctivæ*, Ger.; *Bacille du xerosis conjunctivæ*, Fr. Found in the white, fatty scales of the conjunctivæ in cases of Xerophthalmia. *nmot.* Does not grow on gelatin or potato. Pathogenesis not fully determined. **Bacillus oxytocus perniciosus,** Wyssokowitsch. Found in milk left standing a long time. *aër.*, *nlif.*, *pg.* **Bacillus ovatus minutissimus,** Unna. Found upon the skin in cases of eczema seborrhœicum. *aër.*, *facanaër.*, *nlif.*, *npg.* **Bacillus of Yellow Fever.** *Bacille de la fièvre jaune*, Fr.; *Bacillus des gelben Fiebers*, Ger. Found in the mucous membrane of the small intestine in two cases of yellow fever. Sternberg has found many forms in the intestinal contents and viscera of yellow fever cadavers, the most frequent and abundant being the *Bacillus neapolitanus*, Emmerich; *Bacillus cadaveris*, Sternberg; and *Bacillus X*, Sternberg. This latter is held by Sternberg as being possibly concerned in the etiology of yellow fever. Cf. *Microbe de la fièvre jaune*, Freire et Rebougeon. **Bacillus of Yellow Milk.** See *Bacillus synxanthus*, Ehrenberg and Schröter. **Bacillus panificans,** Laurent. Claimed as the active agent in the raising of bread. Found especially in black bread. Dunnenberger considers it a mere impurity and not concerned in the leavening processes. **Bacillus parvus ovatus,** Löffler. Syn., *Pseudorotlaufbacillus*, Ger. *Bacillus of false hog*

**Abbreviations.**—*aër.* = aerobic. *anaër.* = anaerobic. *chg.* = chromogenic. *facanaër.* = facultative anaerobic. *liqf.* = liquefactive. *monom.* = monomorphic. *mot.* = motile. *nlif.* = non-liquefactive. *nmot.* = non-motile. *npg.* = non-pathogenic. *obl.* = obligate. *oscl.* = oscillating. *pg.* = pathogenic. *phos.* = phosphorescent. *pleom.* = pleomorphic. *sap.* = saprophytic.

cholera. Found in the carcass of a pig dead of a disease resembling rouget. It resembles *Bacillus septicaemia hæmorrhagica*, Sternberg. **Bacillus pasteurianus**, Hansen. Syn., *Bacterium pasteurianum*, *Arthrobacterium pasteurianum*, *Micrococcus pasteurianus*. Found in beer-wort and beer, especially that poor in alcohol. Resembles *Bacillus acetii*, Kützing and Sommer. **Bacillus pestifer**, Frankland. Found in the air. *aër.*, *liqf.*, *mot.*, *npg.* **Bacillus phosphorescens**, Fischer. Syn., *Bacillus phosphorescens indicus*, Fischer; *Photobacterium indicum*, Fischer; *Indischer Leuchtbacillus*, Ger. Found in sea water (Gulf of Mexico). *aër.*, *liqf.*, *mot.*, *phos.*, *npg.* **Bacillus phosphorescens gelidus**, Forster. See *Bacillus phosphoreus*, Cohn. **Bacillus phosphorescens indicus**, Fischer. See *Bacillus phosphorescens*, Fischer. **Bacillus phosphorescens indigenus**, Fischer. Syn., *Einheimischer Leuchtbacillus*, Ger. Found in sea water (Harbor of Kiel) and upon herring. *aër.*, *liqf.*, *mot.*, *phos.*, *npg.* **Bacillus phosphoreus**, Cohn. Syn., *Micrococcus phosphoreus*, Cohn; *Bacterium phosphorescens*, Hermes; *Bacillus phosphorescens gelidus*, Forster. Found on sea fish, raw and cooked (cooked salmon, Cohn). *aër.*, *nliqf.*, *phos.*, *npg.* **Bacillus plicatus**, Zimmermann. Found in hydrant water (Chemnitz). *aër.*, *liqf.*, *nmot.*, *chg.* (grayish yellow), *npg.* **Bacillus pneumoniae**, Flügge. See *Bacillus pneumoniae friedländeri*. **Bacillus pneumoniae friedländeri**. Syn., *Bacillus pneumoniae*, Flügge; *Diplococcus pneumoniae fibrinosa*, Friedländer; *Micrococcus pneumoniae infectiosa*, Friedländer; *Bacille de pneumonie*, Fr.; *Bacillus* of Friedländer; *Microbe* of Friedländer. Occasionally obtained from the exudates in the pulmonary alveoli in cases of croupous pneumonia. *aër.*, *facanaër.*, *nliqf.*, *nmot.*, *pg.* **Bacillus pneumonicus agilis**, Schou. Syn., *Bacillus* of Schou; *Bacillus* of Vagus pneumonia; *Bacille pneumonique*, Fr. Obtained from rabbits suffering from pneumonia induced by section of the vagi. *aër.*, *liqf.*, *mot.*, *pg.* **Bacillus pneumosepticus**, Babes. Obtained from the blood and tissues of a person dead of septic pneumonia. *aër.*, *facanaër.*, *nliqf.*, *nmot.*, *pg.* **Bacillus polymyxa**, Prazmowski. Syn., *Clastridium polymyxa*, Prazmowski. Found in infusion of potatoes, lupin seeds, etc. *aër.*, *facanaër.*, *npg.* **Bacillus polytiformis**, Liborius. Found in cow dung and in the exudates of mice inoculated with garden earth. *anaër.*, *nliqf.*, *mot.*, *npg.* **Bacillus preussii**, Ciesielski. See *Bacillus alvei*, Cheshire and Cheyne. **Bacillus prodigiosus**, Ehrenberg. Syn., *Bacteridium prodigiosum*, Schröter; *Bacterium prodigiosum*, *Micrococcus prodigiosus*, Cohn; *Micrococcus imetrophus*, Trevisan; *Monas prodigiosa*, Ehrenberg; *Palmella prodigiosa*, Mont; *Zoogalactina imetropa*, Sette; *Bacille du lait rouge*, *Bacille du pain rouge*, Fr.; *Bacillus* der roten Milch, *Bacillus* des roten Brotes, *Hostienblut*, *Wunderblut*, *Blutpilz*, Ger. Frequently found upon food-stuffs, boiled potatoes, hard-boiled eggs, moist bread, etc. *aër.*, *facanaër.*, *liqf.*, *mot.*, *chg.* (red), *npg.* Acts as a protective to rabbits against anthrax. **Bacillus pseudodema**, Liborius. Syn., *Bacillus pseudosepticus*, Macé; *Pseudo-cædem-bacillus*, Ger. Obtained from the exudates of mice, after inoculation with garden earth. *anaër.*, *liqf.*, *pg.* Resembles *Bacillus ædematis maligni*, Koch. **Bacillus pseudopneumonicus**, Passet. Syn., *Bacterium pseudo-pneumonicum*. Found in pus. *aër.*, *nliqf.*, *nmot.*, *pg.* Resembles *Micrococcus pneumoniae crouposa*, Fränkel. **Bacillus pseudosepticus**, Macé.

See *Bacillus pseudodema*, Liborius. **Bacillus pseudosepticus** of Mice, Bienstock. Syn., *Bacillus* of pseudosepticemia of mice. Found in feces. *aër.*, *nliqf.*, *nmot.*, *pg.* Found after inoculation, mostly in the edematous fluid and not in the blood. **Bacillus pseudo-tuberculosis**, Pfeiffer. Obtained from the viscera of a horse killed on suspicion of having glanders. *aër.*, *nliqf.*, *nmot.*, *pg.* **Bacillus puerperalis**, Engel and Spillmann. Syn., *Leptothrix puerperalis*, Fetz; *Bacillus* des Puerperal-Fiebers, Ger.; *Bacille puerpérale*, Fr.; *Leptothrix* of puerperal fever; *Bacillus* of puerperal fever. Found in two cases of puerperal sepsis. *pg.* (for mice and rabbits). Considered by Pasteur to be identical with *Bacillus anthracis*. **Bacillus pulpæ pyogenes**, Miller. Obtained from gangrenous tooth-pulp. *aër.*, *facanaër.*, *liqf.*, *pg.* **Bacillus punctatus**, Zimmermann. Found in hydrant water (Chemnitz). *aër.*, *liqf.*, *npg.* **Bacillus putrificus coli**, Bienstock. Syn., *Bienstock's* putrefactive bacillus from the feces; *Bienstock's* putrefactive bacillus; *Bacillus* of albuminous decomposition; *Drumstick bacillus*; *Trommelschlägelbacillus*; *Bienstock's* *Bacillus* aus Faeces; *Bacillus* der Eiweisszersetzung, Ger.; *Bacille de la decomposition de l'albumine*, Fr. Found in human feces. *aër.*, *facanaër.*, *nliqf.*, *mot.*, *npg.* **Bacillus pyocyaneus a**, Gessard. Syn., *Bacillus æruginosus*, *Bacterium æruginosum*, Schröter; *Micrococcus pyocyaneus*, Gessard. *Bacillus* of blue or green pus. *Bacille*, *Bactérie* ou *Microbe* du pus bleu, *Bacille* du pus vert, *Bacille pyocyanique*, Fr.; *Bacillus* des grünblauen Eiters. A widely distributed form, found in purulent and serous wounds, in perspiration, and in the viscera of human cadavers. *aër.*, *facanaër.*, *liqf.*, *mot.*, *chg.*, *pg.* Two pigments, one fluorescent green, the other blue, pyocyanin. **Bacillus pyocyaneus β**, Ernst. Found in pus from bandages stained green. *aër.*, *liqf.*, *mot.*, *chg.* (yellowish green), *npg.* **Bacillus pyogenes fetidus**, Passet. Syn., *bacille pyogène fétide*, Fr. Obtained from an ischio-rectal abscess. *aër.*, *nliqf.*, *mot.*, *pg.* **Bacillus pyogenes soli**, Bolton. Obtained from the exudates of a rat after inoculation with garden earth. *aër.*, *facanaër.*, *nliqf.*, *nmot.*, *npg.* **Bacillus radiatus**, Lüderitz. Obtained from the exudates of mice and guinea-pigs after inoculation with garden earth. *anaër.*, *liqf.*, *mot.*, *npg.* **Bacillus radiatus aquatilis**, Zimmermann. Found in hydrant water (Chemnitz). *aër.*, *liqf.*, *mot.*, *npg.* **Bacillus ramosus**, Eisenberg. Syn., *Wurzelbacillus*. Common in soil and water. *aër.*, *liqf.*, *npg.* **Bacillus ramosus liquefaciens**. Obtained from the air. *aër.*, *liqf.*, *mot.*, *npg.* **Bacillus reticularis**, Jordan. Found in hydrant water (Lawrence, Mass.). *aër.*, *liqf.*, *mot.*, *npg.* **Bacillus rheumathritidis**, Kussmaul. Syn., *Bacillus rheumathritidis*, *Micrococcus rheumathritidis*, Leyden. *Bacillus* of rheumatism. *Bacille* du rhumatisme, Fr. *Gelenkrheumatismus* Mikro-organismen, *Mikrokokken* bei *Gelenkrheumatismus*, Ger. Found in the effusions in the joints in articular rheumatism. **Bacillus rhinoscleromatis**, Cornil and Alvarez, Von Frisch, Paltauf, Von Eiselsberg, Dittrich, Stepanow, etc. Syn., *Bacille* du rhinosclérome, Fr. Found in the newly formed tubercles of rhinoscleroma. *aër.*, *facanaër.*, *nliqf.*, usually *nmot.* (becomes motile on cultivation), *pg.* Etiologic relations not established. Considered by many as identical with *Bacillus pneumoniae friedländeri*. It is less virulent, gelatin cultures more transparent and the capsules more persistent. **Bacillus rosaceum metalloides**, Dowdeswell.

Abbreviations.—*aër.*=aërobic. *anaër.*=anaërobic. *chg.*=chromogenic. *facanaër.*=facultative anaërobic. *liqf.*=liquefactive. *monom.*=monomorphic. *mot.*=motile. *nliqf.*=non-liquefactive. *nmot.*=non-motile. *npg.*=non-pathogenic. *obl.*=obligate. *oscl.*=oscillating. *pg.*=pathogenic. *phos.*=phosphorescent. *pleom.*=pleomorphic. *sap.*=saprophytic.



See *Bacillus ruber*, Frank and Cohn. *Bacillus rubefaciens*, Zimmermann. Found in hydrant water (Chemnitz). *aër.*, *nlif.*, *mot.*, *chg.* (pale pink), *npg.* *Bacillus rubellus*, Okada. Found in the exudates of guinea-pigs after inoculation with street dust. *anaër.*, *liqf.*, *mot.*, *chg.* (red), *npg.* *Bacillus ruber*, Frank, Cohn, and Becker. Syn., *Bacillus miniaceus*, Zimmermann. *Bacillus* (or *Bacterium*) *roseaceum metalloides*, Dowdeswell. The red bacillus of water. Found in water and on boiled rice. *aër.*, *liqf.*, *mot.*, *chg.* (magenta red), *npg.* *Bacillus ruber indicus*. See *Bacillus indicus*, Koch. *Bacillus rubescens*, Jordan. Found in sewage (Lawrence, Mass.). *aër.*, *nlif.*, *mot.*, *chg.* (pale pink), *npg.* *Bacillus rubidus*, Eisenberg. Found in water. *aër.*, *liqf.*, *mot.*, *chg.* (brownish red), *npg.* (Lustig describes a red bacillus from river water which he claims to be different from this). *Bacillus salivarius septicus*, Biondi. See *Bacillus septicus sputigenus*, Flügge. *Bacillus sanguinis typhi*, Brannan and Cheesman. Obtained from the blood of typhus-fever patients. *aër.*, *facanaër.*, *nmot.* *Bacillus saprogenes*, I, II, III, Rosenbach. Syn., *Bacille saprogène*, Bacille de la sueur des pied, Fr. Fäulnisbacillus, Ger. Found in putrefying matter on fetid feet, the white plugs of the pharyngeal follicles, etc. *aër.*, *facanaër.*, *pg.* *Bacillus scaber*, Duclaux. Syn., *Tyrothrix scaber*. Found in cheese. *aër.*, *nlif.*, *mot.* (in early stages becoming non-motile), *npg.* *Bacillus schäfferi*, Freudenreich. Obtained from cheese and fermenting potato infusion. *aër.*, *facanaër.*, *nlif.*, *mot.*, *npg.* Closely resembles *Bacillus neapolitanus*, Emmerich. *Bacillus scissus*, Frankland. Found in the soil. *aër.*, *nlif.*, *nmot.*, *npg.* *Bacillus septicæmiæ hæmorrhagica*, Sternberg. *Bacillus cholerae gallinarum*, Flügge. *Bacillus cuniculicida*, Flügge. *Bacillus cuniculicidus*, Koch. *Bacterium septicæmiæ*, Koch. *Bacterium morbilli*, Lanzi. *Coccobacteria septica*, Billroth. *Micrococcus septicus*, Cohn. *Micrococcus cholerae gallinarum*, *Micrococcus gallicidus*, *Microsporon septicus*, Klebs. *Bacillus* der Hühnercholera, *Bacillus* der Kaninchenseptikämie (Koch). *Bacterium* der Septikämie bei Kaninchen, *Bacillus* der Rinderseuche, Kitt. *Bacillus* der Schweineseuche, Löffler and Schütz. *Bacillus* der Wildseuche, Hueppe. *Bacillus* der Büffelseuche, Oreste-Armanni. *Rinderpestbacillus*, Ger. *Bacille* de la septicémie du lapin. *Bacille* du choléra des poules. *Microbe* du choléra des poules, Pasteur, Fr. *Bacillus septicus*, Koch. See *Bacillus erysipelatos suis*, Koch. *Bacillus septicus*, Pasteur. See *Bacillus edematis maligni*, Koch. Cf. *Proteus septicus*. *Bacillus septicus acuminatus*, Babes. Obtained from the umbilical stump, blood and viscera of a five days old child, dead of septic infection. *aër.* (no growth on gelatin), *pg.* (for rabbits and guinea-pigs, not for mice). *Bacillus septicus agrigenus*, Nicolaier. Obtained from manured garden soil. *aër.*, *nlif.* (?) Resembles *Bacillus septicæmiæ hæmorrhagica*, Sternberg. *Bacillus septicus* aus Speichel. See *Bacillus septicus sputi*, I, II, Kriebohm. *Bacillus septicus keratomalaciæ*, Babes. Obtained from the corneal tissues and viscera of a child that died of septicemia following keratomalacia. *aër.*, *facanaër.*, *nlif.*, *pg.* (for rabbits and mice, slightly for birds, not for guinea-pigs). *Bacillus septicus sputi*, I, II, Kriebohm. Syn., *Bacillus septicus* aus Speichel, Ger. Obtained from human buccal secretions. Does not grow in any known culture-medium. Resembles *Bacillus septicæmiæ hæmorrhagica*, Stern-

berg. *Bacillus septicus sputigenus*, Flügge. Syn., *Bacillus salivarius septicus*, Biondi. *Bacterium septicum sputigenum*, Fränkel. *Micrococcus pneumonie crouposa*, Fränkel. *Micrococcus pasteurii*, Sternberg. *Diplococcus pneumonie*, Weichselbaum. *Streptococcus lanceolatus pasteurii*, Gamaleia. *Microbe* of Pasteur. *Micrococcus* of Salvioi. *Micrococcus* of sputum septicemia, Fränkel. Fränkel'scher Diplococcus. Fränkel'scher Pneumobacillus. Fränkel'scher Pneumonie-Diplococcus. Lancet-shaped micrococcus, Talamon. Lanceolatecoccus, Talamon. Found both in healthy and in pneumonic sputum, in the fibrinous exudates of croupous pneumonia, and in the pus of meningitis. *aër.*, *facanaër.*, *nmot.*, *nlif.*, *pg.* Held to be the cause of croupous pneumonia in man, and by some to be identical with *Bacillus lyssee*, Pasteur. *Bacillus septicus ulceris gangrenosi*, Babes. Found in the blood and viscera of a boy dead of septicemia following gangrene of the skin. *aër.*, *liqf.*, *mot.*, *pg.* *Bacillus septicus vesicæ*, Clado. Found in the urine of a patient with cystitis. *aër.*, *facanaër.*, *nlif.*, *mot.*, *pg.* *Bacillus sessilis*, L. Klein. Found in the blood of a cow supposed to have died of anthrax. *aër.*, *mot.* (convulsive jerking), *npg.* *Bacillus similis*, Bienstock. See *Bacillus subtilis simulans*, I, II, Bienstock. *Bacillus smaragdinus foetidus*, Reimann. Found in the nasal secretions in a case of ozena. *aër.*, *facanaër.*, *liqf.*, *pg.* *Bacillus smaragdino phosphorescens*, Katz. Obtained from a herring in fish market (Sidney, N. S. W.). *aër.*, *nlif.*, *nmot.*, *phos.* (emerald green), *npg.* Resembles *Photobacterium phosphorescens*, Cohn, and *Photobacterium pflügeri*, Ludwig. *Bacillus solidus*, Lüderitz. Found in the exudates of mice inoculated with garden earth. *aër.*, *nlif.*, *mot.*, *npg.* *Bacillus spiniferus*, Unna. Found upon the skin in cases of eczema seborrhœicum. *aër.*, *nlif.*, *chg.* (grayish yellow), *npg.* *Bacillus sputigenus crassus*. See *Bacillus crassus sputigenus*, Kriebohm. *Bacillus stolonatus*, Adametz. Found in water. *aër.*, *nlif.*, *mot.*, *npg.* *Bacillus stoloniferus*, Pohl. Found in swamp water. *aër.*, *liqf.*, *mot.* Pathogenesis not determined. *Bacillus striatus albus*, Von Besser. Found in the nasal secretions of healthy persons. *aër.*, *nlif.*, *npg.* *Bacillus striatus flavus*, Von Besser. Occasionally found in nasal mucus. *aër.*, *nlif.*, *chg.* (sulphur yellow), *npg.* *Bacillus subflavus*, Zimmermann. Found in hydrant water (Chemnitz). *aër.*, *nlif.*, *mot.*, *chg.* (pale yellow), *npg.* *Bacillus subtilis*, Ehrenberg, Cohn, Brefeld, Prazmowski, and Fitz. Syn. *Bacillus glycerine*, Fitz; *Bacillus fitzianus*, Zopf; *Bacterium subtile*, Zopf; *Metallacter subtile*, Pertz; *Vibrio subtilis*, Ehrenberg; *Bacille* du foin, Fr.; *Bacillo* del fieno, Ital.; *Heubacillus*; *Fitz'scher Aethylbacillus*, Ger. DeBary confines *B. subtilis* to the form described by Brefeld and Prazmowski. The relation of the starch fermentation species of Fitz remains doubtful. An abundant form obtained from the air, water, soil, and on plants. *aër.*, *liqf.*, *oscl.*, *npg.* *Bacillus subtiliformis*, Bienstock. See *Bacillus subtilis simulans*, I, II, Bienstock. *Bacillus subtilis simulans*, I, II, Bienstock. Syn., *Bacillus similis*, Bienstock. *Heubacillusähnlicher Bacillus*, Ger. *Bacille* de Bienstock, I, II, Fr. Found in human feces. *aër.*, *nlif.*, *nmot.*, *npg.* *Bacillus suis*, Detmers. See *Bacillus tardigradus*. *Bacillus sulf-hydrogenus*, Miquel. Found in water. *aër.*, *mot.* Decomposes albumin with evolution of H<sub>2</sub>S. *Bacillus sulfureum*, Holschewnikoff and Rosenheim. Two forms found in urine and in mud.

Abbreviations.—*aër.*=aërobic. *anaër.*=anaërobic. *chg.*=chromogenic. *facanaër.*=facultative anaërobic. *liqf.*=liquefactive. *monom.*=monomorphic. *mot.*=motile. *nlif.*=non-liquefactive. *nmot.*=non-motile. *npg.*=non-pathogenic. *obl.*=obligate. *oscl.*=oscillating. *pg.*=pathogenic. *phos.*=phosphorescent. *pleom.*=pleomorphic. *sap.*=saprophytic.

(1) *aër.*, *facanaër.*, *nliqf.*, (2) *liqf.*, *mot.*, *chg.* (reddish brown), *npg.* Syn., *Proteus sulfureus*, Lindenberg. Found in water. **Bacillus superficialis**, Jordan. Common in sewage (Lawrence, Mass.). *aër.*, *liqf.*, *mot.*, *npg.* **Bacillus sycosiferus foetidus**, Tommasoli. Syn., *Bacillus sycosiferus*. Bacillus of Tommasoli. Found on the hairs of the head of a patient affected with sycosis. *aër.*, *nliqf.*, *nmot.*, *pg.* **Bacillus syncyanum**. See *Bacillus cyanogenus*, Hueppe. **Bacillus synxanthus**, Ehrenberg and Schröter. Syn., *Bacillus xanthogenus*, Fuchs and Ehrenberg. *Bacterium xanthinum*, Schröter. *Vibrio synxanthus*, Ehrenberg. *Vibrio xanthogenus*, Fuchs. Bacillus of yellow milk. Bacille du lait jaune, Fr. Found in milk that has been boiled. *aër.*, *mot.*, *chg.*, (golden yellow), *npg.* Precipitates the casein, renders the milk alkaline. **Bacillus syphilidis**, Lustgarten. Syn., *Bacillus syphilis*, Lustgarten. Bacille de la syphilis, Bacille de Lustgarten, Fr.; Syphilis bacillus, Luësbacillus, Ger.; Bacillo del sífilide, Ital.; Bacillus of Lustgarten. Found in syphilitic new growths and secretions; does not develop in ordinary culture media. In staining, reaction seems to be identical with that of the Bacillus of the Smegma. Doehle describes parasitic infusoria as the causative agents of syphilis. Cf. *Helicomonas*, Klebs, and Syphilis of bacillus of Eve and Lingard. **Bacillus tardigradus**. Syn., *Bacillus suis*, Detmers. *Micrococcus suis*, Burrill. Found in dew, water, and in the fluids of pigs affected with swine plague. *aër.*, *mot.*, *npg.* Cf. Bacillus of Swine plague, Marseilles, Rietsch and Jobert. **Bacillus tenuis**, Duclaux. Syn., *Tyrophrix tenuis*, Duclaux. Found in decomposing albuminoid matter, cheese, etc. *aër.*, *facanaër.*, (?) *mot.*, *npg.* Used in ripening certain French cheeses. **Bacillus tenuis sputigenus**, Pansini. Obtained from sputum. *aër.*, *nliqf.*, *nmot.*, *pg.* **Bacillus termo**, Dujardin and Ehrenberg. See *Bacterium termo*, Cohn. **Bacillus tetani**, Nicolaïer. Syn., *Bacillus tetani traumatici*, Rosenbach; Bacille du tétanos, Bacille de la tétanie, Fr.; Tetanusbacillus, Bacillus des Wundstarrkrämpfes, Ger.; Bacillus of tetanus. Found in garden earth and in the wounds of persons dead of tetanus. *anaër.*, *liqf.*, *mot.*, *pg.* Specific etiologic relations determined by Carle and Rattome. **Bacillus tetani traumatici**, Rosenbach. See next preceding. **Bacillus thalassophilus**, Russel. Obtained from mud (Bay of Naples). *anaër.*, *liqf.*, *mot.* Pathogenesis not determined. **Bacillus thermophilus**, Miquel. Found in the intestinal tract of man and animals, in sewage and in the soil. *aër.*, *nmot.*, *npg.* **Bacillus tremelloides**, Schottelius. Found in hydrant water (Freiburg). *aër.*, *liqf.*, *chg.* (golden yellow), *npg.* **Bacillus tremulus**, Koch. Syn., *Metalactar tremulus*, Trevisan. Found as a surface pellicle on decomposing plant infusions. Resembles *Bacillus subtilis*, Ehrenberg. **Bacillus tuberculosis**, Koch. Syn., *Bacterium tuberculosis*, Zopf; *Bacterium tuberculosum*, *Bacillus tuberculi*, *Bacillus tuberculosus*, Bacille de la tuberculose. Bacille de la tuberculose; Bacille de Koch, Fr.; Tuberkelbacillus, Bacillus der Tuberculose, Ger.; Bacillo tuberculare, Bacillo della tuberculose, Ital.; Bacillo de la tuberculosi, Sp. Found in the sputum, in tuberculous organs, and elsewhere in persons and animals affected with tuberculosis. Parasitic. *aër.*, *facanaër.*, *nmot.*, *pg.* **Bacillus tuberculosis gallinarum**, Maffucci. Obtained from cases of spontaneous tuberculosis in fowls. This seems to be

a distinct species, characterized by its staining reactions, etc., its growth in pure cultures, and its pathogenic qualities, Koch. **Bacillus tumescens**, Zopf. Syn., *Bacterium tumescens*, Zopf. Found upon beets. *aër.*, *liqf.*, *mot.*, *npg.* **Bacillus turgidus**, Duclaux. Syn., *Tyrophrix turgidus*, Duclaux. Found in cheese. *aër.* Produces alkaline reaction (carbonate and butyrate of ammonia) in milk. **Bacillus tussis convulsivæ**, Afanassiew. Syn., *Bacillus of Afanassiew*, Bacille de la coqueluche, Fr.; Keuchhustenpilz, Ger.; Burger. Found in the sputum of persons affected with pertussis. *aër.*, *nliqf.*, *mot.*, *pg.* **Bacillus typhi abdominalis**, Eberth, Gaffky, Klebs, Eppinger, Brautlecht. Syn., *Bacillus typhosus*, *Bacterium typhosum*, Bacille typhique, Bacille de la fièvre typhoïde, Microbe de la fièvre typhoïde, Fr.; Typhusbacillus, Ger.; Bacillo tifoso, Ital. Found in water and in milk, and in the feces and organs in typhoid fever. *aër.*, *nliqf.*, *facanaër.* **Bacillus typhi murium**, Löffler. Obtained from mice affected with an epidemic disease. *aër.*, *facanaër.*, *nliqf.*, *mot.* **Bacillus typhosus**. See *Bacillus typhi abdominalis*, Eberth, etc. **Bacillus ubiquitus**, Jordan. Found in air, water, sewage (Lawrence, Mass.). *aër.*, *facanaër.*, *nliqf.*, *nmot.*, *npg.* Resembles *Bacillus candicans*, Frankland. **Bacillus ulna**, Cohn, and Prazmowski. Syn., *Vibrio b*, Ehrenberg. *Bacterium ulna*, Miller. *Vibrio bacillus*, Müller, Ehrenberg. Found in egg albumin. *aër.*, *mot.*, *npg.* **Bacillus ulna of Vignal**. Found in saliva of healthy persons; perhaps identical with the preceding form. *aër.*, *liqf.*, *npg.* **Bacillus ureæ**, Miquel. Found in the air. *aër.*, *facanaër.*, *nliqf.*, *npg.* Perhaps identical with the preceding form. **Bacillus ureæ**, Leube. Found in old urine, three varieties. *aër.*, *nliqf.*, *npg.* Converts urea into ammonium carbonate. **Bacillus urocephalus**, Duclaux. Syn., *Tyrophrix urocephalus*, Duclaux. One of the commonest forms associated with putrefaction of animal matter. *aër.*, *facanaër.*, *npg.* **Bacillus vasculosis**, Sternberg. Obtained from the intestine and stomach of yellow-fever cadavers. *aër.*, *liqf.*, *mot.*, *npg.* **Bacillus vaginalis**, Döderlein. Syn., Döderlein'scher Scheidenbacillus, Döderleins Bacillus, Scheidenbacillus, Ger. Constantly found in the normal vaginal secretions of adults. *aër.*, *facanaër.*, *nmot.* (no growth in gelatin), *npg.* **Bacillus varicosus conjunctivæ**, Gombert. Found in the healthy conjunctival sac of man. *aër.*, *facanaër.*, *nliqf.*, *mot.*, *pg.* **Bacillus venenosus**, Vaughan. Found in water. *aër.*, *facanaër.*, *nliqf.*, *mot.*, *pg.* **Bacillus venenosus brevis**, Vaughan. Found in water. *aër.*, *facanaër.*, *nliqf.*, *mot.*, *pg.* **Bacillus venenosus invisibilis**, Vaughan. Found in water. *aër.*, *facanaër.*, *nliqf.*, *mot.*, *pg.* **Bacillus venenosus liquefaciens**, Vaughan. Found in water. *aër.*, *facanaër.*, *liqf.*, *mot.*, *pg.* **Bacillus ventriculi**, Raczynsky. Obtained from the stomach of meat-fed dogs. *aër.*, *facanaër.*, *nliqf.*, *mot.*, *npg.* **Bacillus vermicularis**, Frankland. Found in river water. *aër.*, *liqf.*, *oscl.*, *npg.* **Bacillus vermiculosus**, Zimmermann. Found in water. *aër.*, *liqf.*, *oscl.*, *npg.* **Bacillus violaceus**, Becker. Found in river water. *aër.*, *facanaër.*, *liqf.*, *mot.*, *chg.* (dark violet). **Bacillus violaceus laurentius**, Jordan. Found in hydrant water (Lawrence, Mass.). *aër.*, *facanaër.*, *liqf.*, *mot.*, *npg.* **Bacillus virens**, Van Tieghem. Syn., *Sporonema gracile*. Found in stagnant water. *aër.*, *mot.*, *chg.* (green, held by some to be chlorophyll,

**Abbreviations.**—*aër.* = aerobic. *anaër.* = anaerobic. *chg.* = chromogenic. *facanaër.* = facultative anaerobic. *liqf.* = liquefactive. *monom.* = monomorphic. *mot.* = motile. *nliqf.* = non-liquefactive. *nmot.* = non-motile. *npg.* = non-pathogenic. *obl.* = obligate. *oscl.* = oscillating. *pg.* = pathogenic. *phos.* = phosphorescent. *pleom.* = pleomorphic. *sap.* = saprophytic.



but not sufficiently studied), *npg.* **Bacillus virescens**, Frick. Found in green sputum. *aer.*, *nlqf.*, *mot.*, *chg.* (green), *npg.* **Bacillus virgula**, Duclaux. Syn., *Tyrophrix virgula*, Duclaux. Found in albuminous solutions. *aer.*, *nmot.*, *npg.* **Bacillus virgula**. See *Spirillum cholerae asiatica*, Koch. **Bacillus viridis flavus**, Frick. Syn., *Bacillus viridis pallescens*, Frick. *aer.*, *nlqf.*, *mot.*, *chg.* (yellowish green), *npg.* Resembles *Bacillus virescens*, Frick. **Bacillus viridis**, Van Tieghem. Syn. *Bacterium viride*, Van Tieghem, *Arthrobacterium viride*, De Bary. Found in water collected in the hollow of a polyporous fungus. *aer.*, *chg.* (green). Not thoroughly investigated. **Bacillus viridis pallescens**, Frick. See *Bacillus viridis flavus*, Frick. **Bacillus viscosus**, Frankland. Found in river water. *aer.*, *liqf.*, *mot.*, *chg.* (fluorescent green). Perhaps identical with *Bacillus fluorescens*, Flüge. **Bacillus viscosus**, I, II, Van Laer. Found in ropy milk. *aer.*, *nlqf.*, *npg.* **Bacillus viscosus cerevisiae**, Van Laer. Found in viscous beer and in milk. *aer.*, *liqf.*, *npg.* **Bacillus viscosus sacchari**, Kramer. Found in viscous saccharine fluids. *aer.*, *liqf.*, *npg.* **Bacillus von Denecke**. See *Spirillum tyrogenum*, Denecke. **Bacillus von Finkler-Prior**. See *Spirillum Finkler-Prior*. **Bacillus vulgaris**, Hauser; Syn., *Proteus vulgaris*. *Proteus sulfureus*, Holschenkoff. *Proteus* of Hauser. Commonly associated with putrefaction. *aer.*, *facanaer.*, *liqf.*, *mot.*, *pg.* This species is probably one of those formerly included under *Bacterium termo*. **Bacillus X**, Sternberg. Found in yellow-fever cadavers. Sternberg thinks it possible that this form is concerned in the etiology of yellow fever. *pg.* (for rabbits). **Bacillus xanthogenus**, Fuchs and Ehrenberg. See *Bacillus synxanthus*, Ehrenberg. **Bacillus xerosis**, Fränkel. Syn., *Xerose bacillus*. See *Bacillus* of *xerosis epithelialis conjunctivae*, Leber. **Bacillus zenkeri**, Hauser. Syn., *Proteus zenkeri*. *Bacille* de Hauser, Fr. Found in putrefying animal matter. *aer.*, *facanaer.*, *nlqf.*, *mot.*, *pg.* **Bacillus zopfii**. Syn., *Bacterium zopfii*, Kurth. *Arthrobacterium zopfii*, De Bary. Knäuelbildender *Bacillus*, Ger. Found in the intestinal tract of fowls. *aer.*, *nlqf.*, *mot.*, *npg.* **Bacillus zurnianum**, List. Found in water. *aer.*, *ulqf.*, *nmot.*, *npg.* **Bacilo virgula**, *Bacilo virgulado*, Sp. See *Spirillum cholerae asiatica*, Koch. **Bacteria** of pus. Syn., *Eitermicroben*, Ger. **Bacteria** of putrefaction. Syn., *Bactéries* de la putrefaction, Fr.; *Fäulnisbakterien*, Ger. **Bacteria** of sea water. Syn., *Bactéries* de l'eau de mer, Fr.; *Bakterien* des Meerwassers, Ger. **Bacteria** of the air. Syn., *Bactéries* de l'air, Fr.; *Luftbakterien*, Ger.; *micrococci* of the air. **Bacteria** of the mouth. Syn., *Bactéries* de la bouche, Fr. *Bakterien* der Mundhöhle. **Bacteria** of the soil. Syn., *Bactéries* de la terre, Fr.; *Erdebakterien*, Ger. **Bacteria** of urine. Syn., *Bactéries* de l'urine, Fr.; *Bakterien* des Harns, Ger. **Bacteria** of water. *Bactéries* de l'eau, Fr.; *Wasserbakterien*, Ger. **Bactéridie charbonneuse**. See *Bacillus anthracis*, Pollender and Davaine. **Bactéridie du charbon**. See *Bacillus anthracis*, Pollender and Davaine. **Bactéridie du charbon symptomatique**. See *Bacillus chauvvei*, Arloing, Cornevin, Thomas. **Bacteridium prodigiosum**, Schröter. See *Bacillus prodigiosus*, Ehrenberg. **Bactérie chainette**. See *Bacterium catenula*, Dujardin. **Bactérie chromogène**. Chromogenic bacteria. **Bactérie commune**, Miquel. See *Bacil-*

*lus termo*, Dujardin. **Bactéries** de la bouche. *Bacteria* of the mouth. **Bactéries** de la diphtherie, Emmerich. See *Bacillus diphtheriae*, Klebs. **Bactérie** de la fermentation butyrique. See *Bacillus butyricus*, Prazmowski. **Bactérie** de la fermentation lactique. See *Bacillus acidi lactici*, Hueppe. **Bactérie** de la fermentation propionique. See *Bacillus cavicidus*, Brieger. **Bactéries** de l'eau. Microbes of water. **Bactéries** de la putrefaction. Microbes of putrefaction. **Bacterium** der Brustseuche des Pferdes. See *Streptococcus coryzae contagiosa equorum*, Schütz. **Bacterium** der Buttersäuregährung. See *Bacillus butyricus*, Prazmowski. **Bacterium** der Diphtherie, Emmerich. See *Bacillus diphtheriae*, Klebs. **Bacterium** der Milchsäuregährung. See *Bacillus acidi lactici*, Hueppe. **Bactérie** du pus bleu. See *Bacillus pyocyaneus* a, Gessard. **Bactérie** point. *Bacterium lineola*, Cohn. **Bacterium** des Sauerteigs. See *Bacterium farinaceum*, Wigand. **Bactérie** du vinaigre. See *Bacillus aceti*, Kützing. **Bactérie** lumineuse de la mer du Nord. See *Photobacterium luminosum*, Beyerinck. **Bactéries** de la terre. Microbes of the soil. **Bakterien** der Mundhöhle. Microbes of the mouth. **Bakterien** des Meerwassers. Microbes of sea water. **Bacterium aceti**, Lanzi. See *Bacillus aceti*, Kützing. **Bacterium aërogenes**, Miller. See *Bacillus aërogenes*, II, Miller. **Bacterium aëruinosum**, Schröter. See *Bacillus pyocyaneus* a, Gessard. **Bacterium allii**. See *Bacillus alii*, Griffiths. **Bacterium anthracis**, Zopf. See *Bacillus anthracis*, Pollender and Davaine. **Bacterium articulatum**, Ehrenberg. See *Bacterium lineola*, Cohn. **Bacterium aurantiacum**, Trelease; a chromogenic form. **Bacterium bacillus**, Pasteur. See *Bacillus termo*, Davaine. **Bacterium** aus Diphtherie bei Menschen. See *Bacillus diphtheriae*, Klebs. **Bacterium** aus der Diphtherie bei Tauben. See *Bacillus diphtheriae columbarum*, Löffler. **Bacterium brunneum**, Schröter. Found in a putrid infusion of Indian corn, *chg.* (brown). Perhaps identical with *Bacillus fuscus*, Zimmermann. **Bacterium butyri colloideum**, Lafar. Found in every sample of natural butter examined. Cf. *Bacillus butyri fluorescens*, Lafar. **Bacterium candidum**, Trelease. A chromogenous form, identical with *Bacillus mesentericus fuscus*, Flüge. **Bacterium capitatum**, Davaine. Found in an infusion of albuminous matter. *aer.*, *mot.* **Bacterium carbuncolare**, Pollender, Brauell, Delafond, and Davaine. See *Bacillus anthracis*, Pollender and Davaine. **Bacterium carlsbergense**, Hansen. Found in the air. Cf. *Bacterium kochii*, Hansen. **Bacterium catenula**, Dujardin. Syn., *Bacterium chainette*. *Bactérie* chainette, Fr. Observed especially in putrid wine or putrefying blood, generally in albuminous liquids in contact with air. Coze and Feltz found it in typhoid fever in man and rabbits. It resembles *Bacillus acidi lactici*, Davaine, Hueppe. **Bacterium caucasicum**. See *Bacillus caucasicus*, Kern. **Bacterium chainette**. See *Bacterium catenula*, Dujardin. **Bacterium chlorinum**, Engelmann. Found in water. *aer.*, *chg.* (green). Engelmann holds this to be chlorophyll, as a small amount of oxygen is given off, indicating the assimilation of carbon. **Bacterium coli commune**, Escherich. See *Bacillus neapolitanus*. **Bacterium commune**, Pasteur. See *Bacterium termo*, Dujardin. **Bacterium cuneatum**, Rivolta. See *Bacillus cuneatus*. **Bacterium cyanogenum**, Fuchs. See *Bacillus cyanogenus*, Hueppe. **Bacterium**

Abbreviations.—*aer.* = aerobic. *anaer.* = anaerobic. *chg.* = chromogenic. *facanaer.* = facultative anaerobic. *liqf.* = liquefactive. *monom.* = monomorphic. *mot.* = motile. *nlqf.* = non-liquefactive. *nmot.* = non-motile. *npg.* = non-pathogenic. *obl.* = obligate. *osci.* = oscillating. *pg.* = pathogenic. *phos.* = phosphorescent. *pleom.* = pleomorphic. *sap.* = saprophytic.

**decalvans**, Thin. See *Micrococcus area celsii*, Buchner and Schlen. **Bactérie de la pourriture**. See *Bacterium putredinis*. **Bacterium denitrificans**, a  $\beta$ , Gayon and Dupetit. See *Bacillus denitrificans*, Giltay and Aberson. **Bacterium der Brustseuche des Pferdes**. See *Streptococcus corysæ contagiosa equorum*, Schütz. **Bacterium der Essiggährung**. See *Bacillus aceti*, Kützing. **Bacterium der Milchsäuregährung**. See *Bacillus acidii lactici*, Davaine and Hueppe. **Bacterium der Septikämie bei Kaninchen**. See *Bacillus septiciemæ hæmorrhagica*, Sternberg. **Bacterium dysodes**, Zopf. See *Bacillus dysodes*, Zopf. **Bacterium enchelys**, Ehrenberg. Found in river water. Thought by Ehrenberg to be an infusorian. **Bactérie en zigzag**, Fr. See *Bacillus geniculatus*, De Bary. **Bacterium farinaceum**, Wigand. Syn., *Bacterium des Sauerteigs*. Found in sour sponge or dough. **Bacterium fitzianum**, Zopf. See *Bacillus subtilis*, Ehrenberg. **Bacterium fœtidum**, Thin. See *Bacillus fœtidus*, Passet. **Bacterium fusiforme**, Warming. Found in sea water. **Bacterium gingivæ pyogenes**, Miller. See *Bacillus gingivæ pyogenes*. **Bacterium gliscrogenum**, Malerba. See *Bacillus gliscrogenus*. Found in viscid acid urine. *aër.*, *nlqf.*, *mot.*, *npg.* **Bacterium griseum**, Warming. Syn., *Micrococcus griseus*, Winter, a doubtful form. **Bacterium gummis**, Commes. Syn., *Microbe de la mal nero*, Ital. The cause of the gummy disease of the fig, almond, and orange trees, and the mal nero of vines. Cf. *Bacterium putredinis*, Davaine. **Bacterium gummosum**, Ritert. Found to produce the viscosity of infusions of Digitalis. *aër.*, *liqf.*, *pleom.* **Bacterium hessii**, Guillebeau. One of the two forms found by Gillebeau to cause milk to becomeropy. Thrives best in Pasteurized milk. *aër.*, *liqf.*, *mot.*, *npg.* Cf. *Micrococcus freudenreichii*. **Bacterium hyacinthi**, Wakker. Found in the bulbs and leaves of the hyacinth and causing the yellows of hyacinths. Cf. *Bacterium hyacinthi septicum*, Heinz. **Bacterium janthinum**, Zopf. See *Bacillus janthinus*, Zopf. **Bacterium kochii**, Hansen. Found in the air of Carlsberg. Cf. *Bacterium carlsbergense*, Hansen. **Bacterium lactis**, Lister. See *Bacillus acidii lactici*, Hueppe. **Bacterium lactis aërogenes**, Escherich. See *Bacillus lactis aërogenes*, Abelson. **Bacterium lineola**, Müller, Cohn. Syn., *Bacterium punctum*, Rivolta. *Bacterium tremulans*, Trevisan. *Bacterium triloculari*, Ehrenberg. *Bacterium articulatum*, Ehrenberg. *Vibrio lineola* (Müller), Ehrenberg. *Vibrio tremulans*, Ehrenberg. *Bacillus lineola*, Bactérie point, Fr. Found in well and other water, in infusions, soil on vegetables, etc. *aër.*, *mot.* (trembling and darting back and forth), *pleom.*, *npg.* Probably represents several species, or a developmental form of a spirillum. **Bacterium litoreum**, Warming. Found only in sea water. *aër.*, *mot.*, *npg.* **Bacterium lucens**, Van Tieghem. See *Bacillus lucens*, Van T. **Bacterium luteum**, Trelease. See *Bacillus luteus*, Flügge. **Bacterium maidis**, Cuboni. See *Bacillus maidis*, Cuboni. **Bacterium merismopædioides**, Zopf. See *Bacillus merismopædioides*, Zopf. **Bacterium morbilli**, Lanzi. Syn., *Microbe di morbillo*. Found in the urine of persons with measles. Cf. *Bacillus septiciemæ hæmorrhagica*, Sternberg. **Bacterium navicula**, Reinke and Berthold. See *Bacillus butyricus*, Prazmowski. **Bacterium neapolitanum**. See *Bacillus neapolitanus*, Emmerich. **Bacterium oblongum**, Boutroux. Syn., *Micrococcus oblongus*, Boutroux. Found in beer; the agent of gluconic fermentation. **Bacterium of Bu-**

**tyric Acid Fermentation**. See *Bacillus butyricus*, Prazmowski. **Bacterium of Diphtheria**, Emmerich. Syn., *Bactérie de la diphthérie*, Fr. *Bacterium der Diphtherie*, Ger. Found in cases of diphtheria in man and doves. **Bacterium of Fire Blight**. See *Bacillus butyricus*, Prazmowski. **Bacterium of Infectious Pneumonia in the Horse**. See *Streptococcus corysæ contagiosa equorum*, Schütz. **Bacterium of Kefir**. See *Bacillus caucasicus*, Kern. **Bacterium of Pear Blight**. Cf. *Bacillus butyricus*, Prazmowski, and *Micrococcus amylovorus*, Burrill. **Bacterium of Sheep Pox**. Syn., *Microbe de la clavelée*. Found in cases of sheep pox, or "Schafblattern." **Bacterium of variola**, Cose and Feltz. Syn., *Bactérie de la petite variole*, Fr. *Bacterium der Variola* (oder der Blattern). Found in the vesicles of smallpox; pathogenic for rabbits. **Bacterium oleæ**, Arcangeli. Said to cause the so-called tuberculosis ("Maladie de la loupe"; "Rogner") of olives. **Bacterium ovatum**, Lebert. See *Nosema bombycis*, Nägeli. **Bacterium pasteurianum**, or *Bacterium pastorianum*. See *Bacillus pasteurianus*, Hansen. **Bacterium periplanetæ**, Tichomirow. Found in the common cockroach (*Periplaneta orientalis*), and producing in it a specific disease. **Bacterium pflügeri**, Ludwig. See *Photobacterium pflügeri*, Ludwig. **Bacterium phosphorescens**, Hermes. See *Bacillus phosphoreus*, Cohn. **Bacterium Phosphorescens**, Cohn. See *Photobacterium phosphorescens*. **Bacterium photometricum**, Engelmann. Found in water; motion dependent on light; possibly not a bacterium at all. **Bacterium pneumoniæ**, *Bacterium pneumoniæ crouposæ*, Friedländer. See *Bacillus pneumoniæ friedländeri*. **Bacterium porri**, Tommasi-Crudeli. Found in warts. **Bacterium prodigiosum**. See *Bacillus prodigiosus*, Ehrenberg. **Bacterium pseudopneumonicum**. See *Bacillus pseudopneumonicus*, Flügge. **Bacterium punctum**, Rivolta. See *Bacterium lineola* (Müller), Cohn. **Bacterium putredinis**, Davaine. Syn., *Bactérie de la pourriture*. Found in rapidly-decaying plants. Cf. *Bacterium gummis*, Comes. **Bacterium pyriforme**, Hansen. Found in the air. **Bacterium radicolæ**, Prazmowski. Syn., *Bacillus radicolæ*, Beyerinck; *Rhizobium leguminosarum*, Frank. Found in the soil, particularly in the roots of the *Leguminosæ*, where they are held to stimulate the cells to unusual growth, affect nitrification, constitute the "bacteroids" of Woronin, and form the so-called "bacteroid tissue." **Bacterium rosaceum metalloides**, Dowdeswell. See *Bacillus ruber*, Frank, Cohn. **Bacterium rubescens**, Lankester. See *Beggiatoa roseo-persicina*, Zopf. **Bacterium septiciemæ**, Koch. See *Bacillus septiciemæ hæmorrhagica*, Sternberg. **Bacterium septicum sputigenum**. See *Bacillus septicus sputigenus*, Flügge. **Bacterium subtile**, Buchner. See *Bacillus subtilis*, Ehrenberg. **Bacterium sulfuratum**; *Bacterium sulphuratum*, Warming. See *Beggiatoa roseo-persicina*, Zopf. **Bacterium sulfureum**, Rosenheim. Found in wine. *nlqf.* Evolves H<sub>2</sub>S. **Bacterium syncyanum**, Ehrenberg, Schröter. See *Bacillus cyanogenus*, Hueppe. **Bacterium synxanthum**, Schröter. See *Bacillus synxanthus*. **Bacterium termo**, Dujardin and Ehrenberg. Syn., *Bacillus termo*, Davaine. *Bactérie* (*Bacterium*) *commune*, Pasteur. *Bacterium bacillus*, Pasteur. *Cryptococcus natans*, Kützing. *Cryptococcus nebulosus*, Kützing. *Micrococcus crepusculum*, Cohn. *Zoogloea termo* (Müller), Cohn. *Monas*

Abbreviations.—*aër.* = aerobic. *anaër.* = anaerobic. *chg.* = chromogenic. *facanaër.* = facultative anaerobic. *liqf.* = liquefactive monom. = monomorph. *mot.* = motile. *nlqf.* = non-liquefactive. *nmot.* = non-motile. *npg.* = non-pathogenic. *obl.* = obligate. *oscl.* = oscillating. *pg.* = pathogenic. *phos.* = phosphorescent. *pleom.* = pleomorphic. *sap.* = saprophytic.



*termo*, Müller. *Palmella infusionum*, Ehrenberg. Long considered the most characteristic microbe of filth and putrefaction; but shown by Hauser to be a collective species. The name is now reserved for Vignal's species, while *Bacillus termo* may perhaps be reserved for the flagellate forms studied by Dallinger and Drysdale, or discarded entirely. *Bacterium termo*, Vignal. Found in the saliva of healthy persons. *aër.*, *liqf.*, *mot.*, *chg.* (yellowish gray), *npg.* *Bacterium tholoideum*, Gessner. Syn., *Bacillus* of Gessner. Found in the intestinal contents of healthy persons. Resembles *Bacillus lactis aërogenes*, Escherich. *pg.* (for mice and guinea-pigs). *Bacterium tremulans*, Trevisan. See *Bacterium lineola*, Cohn. *Bacterium triloculare*, Ehrenberg. See *Bacterium lineola*, Cohn. *Bacterium tuberculosus*, Zopf. *Bacterium tuberculosum*, Koch. See *Bacillus tuberculosis*, Koch. *Bacterium tumescens*, Zopf. See *Bacillus tumescens*, Zopf. *Bacterium typhosum*. See *Bacillus typhi abdominalis*, Eberth and Gaffky. *Bacterium ulna*. See *Bacillus ulna*, Cohn. *Bacterium ulna*, Cohn. See *Micrococcus ureæ*. *Bacterium ureæ*, Jaksch. Found in ammoniacal urine. *aër.*, *facanaër.*, *nliqf.* Not sufficiently investigated. *Bacterium vermiforme*, Ward. Found in fermented ginger beer. *Bacterium viride*, See *Bacillus viridis*, Van Tieghem. *Bacterium violaceum*, Bergonzini. Syn., *Chromobacterium violaceum*, Bergonzini. Found in putrefying solutions of egg albumen. *chg.* (violet). *Bacterium xanthinum*. See *Bacillus synxanthus*, Ehrenberg and Schröter. *Bacterium xylinum*, A. J. Brown. Found in solutions of carbohydrates, giving rise to acetic acid, and converting dextrose into gluconic acid, and mannitol into levulose. *Bacterium zopfii*, Kurth. See *Bacillus zopfii*. *Bacteroides*, Woronin. Microorganisms forming tubercles in the roots of leguminous plants, and assisting in the fixing of nitrogen. *Bacteria chromogène*, Ital. Chromogenic microbes. *Batterio della pellagra*, Ital. See *Bacillus maidis*, Cuboni. *Beggiatoa alba*, Vaucher. Syn., *Beggiatoa punctata*, Trevisan. *Beggiatoa leptomitiformis*, Meneghi. *Oscillaria alba*, Vaucher. *Hydrocrocis vandelli*, Meneghi. Next to *Cladothrix* the most common bacterium of water, forming a superficial layer in the mud called *barégine* or *glairine*, *q. v.* *Beggiatoa alba*, var. *marina*, Cohn. Syn., *Beggiatoa ærstedtii*, Rabenhorst. See *Beggiatoa marina*, Cohn. *Beggiatoa arachnoidæ*, Agardh. Syn., *Oscillaria arachnoidea*, Agardh. *Oscillaria versatilis*, Kütz. Found in swamps and sulphur springs. *Beggiatoa leptomitiformis*, Meneghi and Trevisan. Syn., *Oscillaria leptomitiformis*, Meneghi. Found in sulphur springs. *Beggiatoa marina*, Cohn. Syn., *Beggiatoa alba*, var. *marina*, Cohn. *Beggiatoa ærstedtii*, Rabenhorst. Found in a salt water aquarium, forming a whitish slimy layer on dead fish. *Beggiatoa minima*, Warming. Found in sea water; gray. *Beggiatoa mirabilis*, Cohn. Found in a salt water aquarium; snow white. *Beggiatoa multisepta*. See *Pragmidiothrix multisepta*, Engler. Held by Zopf to be identical with *Beggiatoa alba*, Vaucher. *Beggiatoa nivea*, Rabenhorst. Syn., *Leptonema niveum*, *Symphiothrix nivea*, Bruggen. Found in sulphur springs. *Beggiatoa nodosa*, Van Tieghem. A doubtful form characterized by nodes in the filaments, which differ from other members of the genus in the absence of sulphur grains and of motion. *Beggiatoa ærstedtii*, Rabenhorst. See *Beggiatoa alba*, var. *marina*, Cohn.

*Beggiatoa pellucida*, Cohn. Found in a marine aquarium; sulphur grains few. *Beggiatoa punctata*, Trevisan. See *Beggiatoa alba*, Cohn. *Beggiatoa roseo-persicina*, Zopf. Syn., *Bacterium rubescens*, Lankester. *Bacterium sulfuratum* or *Bacterium sulphuratum*, Warming. *Clathrocystis roseo-persicina*, Cohn. *Cohnia roseo-persicina*, Winter, Kützing. *Microhaloa rosea*, Kütz. *Ophidiomonas sanguinea*, Ehrenberg. *Pleurococcus roseo-persicina*, Rabenhorst. Peach-colored bacterium. Morphologically identical with *Beggiatoa alba*, Vaucher. Forms rose-colored to violet pellicles on putrid matter. Produces bacterio-purpurin. *Beggiatoa tigrina*, Rabenhorst. Syn., *Oscillaria tigrina*, Rømer. Found in swamps on submerged wood. Forms a thin white layer. *Bienfaulbrutbacillus*. See *Bacillus alvei*, Cheshire and Cheyne. *Bienstock's Bacillus*. *Bienstock's Bacillus aus Fæces*. *Bienstock's Putrefactive Bacillus*. *Bienstock's Putrefactive Bacillus from the Feces*. See *Bacillus putreficus coli*, Bienstock. *Blutbacillus*. Microbe of the blood. *Blutpilz*. See *Bacillus prodigiosus*, Ehrenberg. *Bodenbacillus*. Microbe of the soil. *Bollingeria equi*, Saccardo. See *Micrococcus botryogenes*, Rabe. *Brauner Kartoffelbacillus*, Ger. See *Bacillus mesentericus fuscus*, Flügge. *Brieger's Bacillus*. See *Bacillus cavidicus*, Brieger. *Brunnenfaden*. See *Crenothrix kühniana* Rabenhorst. *Buff Bacillus of Spreading Edema*, A. B. Harris. *nliqf.*, *aër.*, *chg.* (buff), *pleom.* *Butterbacillus*, Ger., *Buttersäurebacillus*, *Butylbacillus*, Ger. See *Bacillus butyrus*, Prazmowski. *Capsule Bacillus of Loeb*. Obtained from a case of keratomalacia infantum. *aër.*, *facanaër.*, *nliqf.*, *nmot.*, *pg.* Resembles *Bacillus capsulatus*, Pfeiffer. *Capsule Bacillus of Ozena*, Marano. Found in the nasal secretions in ten cases of ozena. Resembles *Bacillus pneumoniae friedländerii*. Cf. *Micrococcus lawenbergii*. *Capsule Bacillus of Smith*. See *Bacillus capsulatus smithii*. *Champignon du tube digestif du lapin et autres herbivores*, Remack. See *Saccharomyces guttulatus*, Robin. *Cheese Spirillum*. See *Spirillum tyroenum*, Denecke. *Chromobacterium violaceum*, Bergonzini. See *Bacterium violaceum*, Bergonzini. *Chromogene Bacterien*, Ger. Syn., *Bactéries chromogènes*, Fr. *Bacteria chromogeni*, It. Chromogenic bacteria. *Chromogenic Micrococci*. *Chromogenous Micrococci*. *Microcoque chromogène*, Fr. Chromogenic micrococci. *Chromogenous Bacteria*. *Bactéries chromogènes*, Fr. *Bacteria cromogeni*, Ital. Chromogenic bacteria. *Cladothrix bovis*. See *Actinomyces bovis*, Harz. *Cladothrix canis*. Held by Rabe to be very like *Actinomyces bovis*. *Cladothrix dichotoma*, Cohn and Zopf. See *Leptothrix ochracea*, Kützing. *Myconostoc gregarium*, Cohn. *Cladothrix fæsteri*, Cohn. Syn., *Crenothrix fæsteri*, *Streptothrix fæsteri*, Cohn. *Leptothrix der Thänenröhrchen*, Graefe, Ger. Forms yellowish or grayish concretions in the human lachrymal ducts. *Cladothrix intricata*, Russel. Obtained from sea mud (bay of Naples). *aër.*, *liqf.*, *mot.* *Clathrocystis roseo-persicina*, Cohn. See *Beggiatoa roseo-persicina*, Zopf. *Clostridium butyricum*, Prazmowski. See *Bacillus butyrus*, Prazmowski. *Clostridium fœtidum*, Liborius. See *Bacillus fœtidus*, Passet. *Clostridium of Symptomatic Anthrax (or Charbon)*, Neelsen and Ehlers. See *Bacillus chauvoei*, Bollinger and Feser. *Clostridium polymyxa*, Prazmowski. See *Bacillus polymyxa*, Prazmowski. *Coccobacillus pyogenes ureæ*, Rör-

**Abbreviations.**—*aër.* = aërobic. *anaër.* = anaërobic. *chg.* = chromogenic. *facanaër.* = facultative anaërobic. *liqf.* = liquefactive. *monom.* = monomorphic. *mot.* = motile. *nliqf.* = non-liquefactive. *nmot.* = non-motile. *npg.* = non-pathogenic. *obl.* = obligate. *oscl.* = oscillating. *pg.* = pathogenic. *phos.* = phosphorescent. *pleom.* = pleomorphic. *sap.* = saprophytic.

sing. See *Diplococcus pyogenes ureæ*, Rösing. *Coccobacteria septica*, Billroth. The single term under which Billroth includes all putrefactive bacteria. See *Bacillus septicanie hæmorrhagica*, Sternberg. *Coccobacteria ureæ*, Rösing. See *Diplococcus pyogenes ureæ*, Rösing. *Coccobacterium lyssæ*, Rivolta. See *Bacillus lyssæ*, Pasteur. *Cohnia roseo-persicina*, Winter and Kützing. See *Beggiatoa roseo-persicina*, Zopf. Colon Bacillus of Escherich. See *Bacillus neapolitanus*. Comma Bacillus, Comma bacillus of Koch, Comma-shaped Bacillus, Waten. Bacillo en virgule, bacille virgule, Fr. Komma-bacillus, Ger. Bacillo virgola, bacillo virgolato, Ital. Bacillo vergula, bacillo virgulato, Sp. See *Spirillum cholera asiatica*, Koch. Cornalian Corpuscles. See Microbe de la pebrine. *Corpuscles brillants*. See *Bacillus fætidus*, Passet. *Corpuscles du ver du soie*. See *Micrococcus ovatus*. *Coryza diplococci*. See *Micrococcus cereus aureus*, Schröter and Winckler. *Crème-farbiger Micrococcus*, List, Ger. See *Micrococcus citreus*, List. *Crenothrix fæsteri*, Cohn. See *Cladothrix fæsteri*. *Crenothrix kühniana*, Saccardo and Rabenhorst. Syn., *Crenothrix polyspora*, Cohn. *Hypoethrix kühniana*, *Leptothrix kühniana*, Brunnensfaden. Found in drinking water, to which they impart a disagreeable taste. *Crenothrix polyspora*, Cohn. See *Crenothrix kühniana*, Saccardo and Rabenhorst. *Cryptococcus alveareus*. See *Bacillus alvei*. Cheshire and Cheyne. *Cryptococcus clava*, Wedl. Found in the stomachs of ruminants. *Cryptococcus cerevisiæ*, Robin. *Cryptococcus fermentatum*, Kützing. See *Saccharomyces cerevisiæ*, Reess and Robin. *Cryptococcus glutinis*, Fersen. See *Saccharomyces glutinis*. *Cryptococcus guttulatus*, Robin. See *Saccharomyces guttulatus*. *Cryptococcus natans*, *cryptococcus nebulosus*, Kützing. See *Bacterium termo*, Dujardin and Davaine. *Cryptococcus of Yellow Fever*. See *C. xanthogenicus*, Freire. *Cryptococcus xanthogenicus*, Domingo-Freire. Considered by D. Freire to be the cause of yellow fever. Cf. Bacillus of yellow fever. Darmbacillen. Bacilli of the intestine. Darmbacillen von Schottelius. See *Bacillus coprogenes fætidus*, Schottelius. Denecke's Cheese Bacillus. See *Spirillum tyrogenum*. Dengue Micrococci. See *Scheutia laughlini*. Detionella ochracea, Saccardo. See *Leptothrix ochracea*, Kützing. *Diplococcus albicans amplus*, Bumm; Grayish white micrococcus. Found in mucus from the healthy vagina. *aër.*, *facanaër.*, *liqf.*, *npg.* *Diplococcus albicans tardus*, Unna and Tommasoli. Found in eczema. *aër.*, *nliqf.*, *nnot.* *Diplococcus albicans tardissimus*. Morphologically identical with the Gonococcus; but more adherent, forming small masses. *aër.*, *nliqf.*, *npg.* *Diplococcus citreus conglomeratus*, Bumm. Obtained from the air, in dust, and from gonorrheal pus. *aër.*, *facanaër.*, *liqf.*, *chg.* (lemon-yellow), *npg.* *Diplococcus citreus liquefaciens*, Unna and Tommasoli. Found on the skin in cases of eczema seborrhœicum. *aër.*, *liqf.*, *nnot.*, *chg.* (lemon-yellow), *npg.* *Diplococcus coryzæ*, Klebs and Hajek. Obtained from the nasal secretions in cases of acute nasal catarrh. *aër.*, *nliqf.*, *npg.* *Diplococcus der Pferde-pneumonie*. See *Diplococcus of pneumonia in horses*, Schütz. *Diplococcus des Pemphigus acutus*, Demme. See *Diplococcus of pemphigus acutus*, Demme. *Diplococcus flavus liquefaciens tardus*, Unna and Tommasoli. Found on the skin in cases of

eczema seborrhœicum. *aër.*, *facanaër.*, *liqf.*, *chg.* (chrome-yellow), *npg.* *Diplococcus fluorescens fœtidus*, Klamann. Obtained from the posterior nares. *aër.*, *facanaër.*, *liqf.*, *chg.* (grass-green to violet), *npg.* *Diplococcus intercellularis meningitidis*, Goldschmidt and Weichselbaum. Found within the cells of the exudates in cerebro-spinal meningitis. *aër.*, *nliqf.*, *pg.* *Diplococcus jaune blanc*. See *Micrococcus subflavus*, Bumm. *Diplococcus lacteus faviformis*, Bumm. Found frequently in the vaginal secretions. *aër.*, *nliqf.*, *npg.* *Diplococcus luteus*, Adametz. Found in water. *aër.*, *liqf.*, *mot.*, *chg.* (yellow), *npg.* *Diplococcus of Gonorrhea*. See *Micrococcus gonorrhææ*, Neisser. *Diplococcus of Orchitis*, Hugounnet and Eraud. Syn., *Orchiococcus*. Frequently found in gonorrheal pus during the first few days. *aër.*, *nliqf.*, *pg.* The specific microbe of blennorrhagic epididymitis. *Diplococcus of Ozena*, Loewenberg. Found in the secretions in cases of ozena. *Diplococcus of Pemphigus*, *Diplococcus of Pemphigus Acutus*, Demme. Syn., *Micrococcus of Demme*. *Diplococcus des Pemphigus acutus*, Ger. Found in the bullæ of pemphigus. *aër.*, *nliqf.*, *pg.* Resembles the Gonococcus. *Diplococcus of Pneumonia in Horses*, Schütz. Syn., *Diplococcus der Pferde-pneumonie*. Obtained from the lungs of a horse affected with acute pneumonia. *aër.*, *nliqf.*, *pg.* *Diplococcus pneumoniae fibrinosæ*, Friedländer. See *Bacillus pneumoniae friedländeri*. *Diplococcus pneumoniae*, Weichselbaum. See *Bacillus septicus sputigenus*, Flügge. *Diplococcus pyogenes ureæ*, Rösing. Syn., *Diplococcus ureæ*, Rösing. *Coccobacillus pyogenes ureæ*, Rösing. *Coccobacterium ureæ*, Rösing. Found in purulent urine. Cf. *Diplococcus ureæ trifolius*, Rösing. *Micrococcus pyogenes ureæ flavus*, Rösing. *Diplococcus roseus*, Bumm. Found in the air. *aër.*, *facanaër.*, *liqf.*, *chg.* (pink), *npg.* *Diplococcus ureæ*, Rösing. See *Diplococcus pyogenes ureæ*, Rösing. *Diplococcus ureæ trifolius*, Rösing. Found in purulent urine. Cf. *Diplococcus pyogenes ureæ*, Rösing. *Micrococcus pyogenes ureæ flavus*, Rösing. *Dispora caucasica*, Kern. See *Bacillus caucasicus*, Kern. Drumstick Bacillus. See *Bacillus putrificus coli*, Bienstock. Einheimischer Leuchtbacillus. See *Bacillus phosphorescens indigenus*, Fisher. Eisbacillen. Bacilli of ice. Eiterbacillen, Eiterkokken, Eitermikroben. Microbes of pus. Eiterkettenkokkus. See *Micrococcus pyogenes*, Rosenbach. Emmerich's Bacillus, Emmerich's Neapler Bacillus. See *Bacillus neapolitanus*. Endosporeous bacteria. Syn., *Bactéries endospores*, Fr. Endosporenbakterien, Ger. Bacteria that produce by endogenous spore formation. Epsilon Bacillus, Miller. See *Spirillum finkleri*. Erdbacillus. See *Bacillus mycoides*, Flügge. Erdebacillen, Erdebakterien. Microbes of the soil. Erythroconus litoralis, CErstedt. See *Sarcina litoralis*, (Erstedt. Essigferment, Essigpilz. See *Bacillus aceti*, Kützing. Fæcesbacillen, Ger. Bacilli of the feces. Fäulnisbacillen, Ger. See *Bacillus saprogenes*, I, II, III, Rosengarten. Fäulnisbacterium, Ger. See *Bacterium termo*. Dujardin and Davaine. Fäulnisbakterien. Bacteria of putrefaction. Feet-sweat Bacillus. See *Bacillus fætidus*. *Bacillus saprogenes*, II, and *Bacterium graveolens*. Ferment de la fermentation butyrique, Fr. See *Bacillus butyricus*, Prazmowski. Fettbacillus, Ger. See *Bacillus butyricus* Prazmowski. Finkler-Prior's Bacillus.

**Abbreviations.**—*aër.*=aërobic. *anaër.*=anaërobic. *chg.*=chromogenic. *facanaër.*=facultative anaërobic. *liqf.*=liquefactive. *monom.*=monomorphic. *mot.*=motile. *nliqf.*=non-liquefactive. *nnot.*=non-motile. *npg.*=non-pathogenic. *obl.*=obligate. *oscl.*=oscillating. *pg.*=pathogenic. *phos.*=phosphorescent. *pleom.*=pleomorphic. *sap.*=saprophytic.



See *Spirillum* Finkler-Prior. **Fiore del vino e della birra**, Ital. See *Saccharomyces mycoderma*, Reess. **Fitz'scher Aethylbacillus**, Ger. See *Bacillus subtilis*, Ehrenberg, etc. **Flesh-colored Bacillus**, Tils. Found in water. *aër.*, *liqf. mot.*, *chg.* (pink), *npg.* **Flowers of Wine**. See *Saccharomyces mycoderma*, Reess. **Fluorescent bacilli**. *Bacilles fluorescents*, Fr. **Fluorescirende Bacillen**, Ger. See *Bacillus fluorescens putidus*, *Bacillus erythrosporus*, *Bacillus fluorescens liquefaciens*, etc. **Fraenkel's Pneumobacillus**, **Fraenkel'scher Diplococcus**, **Fraenkel-Weichselbaum'scher Pneumococcus**, **Fraenkel'scher Pneumonie-Diplococcus**. See *Bacillus septicus sputigenus*, Flügge. **Frog-spawn Bacterium of Sugar Factories**, **Frog-spawn fungus**, **Froschlauch**, **Froschlauchpilz**, Ger. See *Leuconostoc mesenteroides*. **Gaffky tetragenus**, Saccardo. See *Micrococcus tetragenus*, Gaffky. **Gährungerregende Bacillen**, Ger. **Zymogenic bacilli**. **Gasbildende Bacillen aus dem Magen**, Ger. See *Bacillus lactis aërogenes*, Escherich. **Gasbildende Bacillen aus Wasser**, Ger. **Bacilli of water**. **Gas Forming Bacillus**. See *Bacillus gasoformans*, Eisenberg. **Gelber Bacillus**. See *Bacillus luteus*, Flügge. **Gelber Traubencoccus**. See *Staphylococcus pyogenes aureus*, Ogston. **Ginger Beer Plant**, Marshall Ward. Forms jelly-like, semi-transparent, yellowish-white, brain-like masses at the bottom of the fermentation; resembles Caucasian kephir grains; it is a symbiotic association of *Saccharomyces pyriformis*, and of *Bacterium vermiforme*. **Glacier Bacillus**, **Gletscherbacillus**. See *Bacillus fluorescens nivialis*, Schmolck. **Glatthautbildender Kartoffelbacillus**, Ger. See *Bacillus leiodermis*, Löffler. **Gliococcus**, a micrococcus with a slimy capsule. **Glycerinäthylbacillus**, **Glycerinaethylbacterium**. See *Bacillus subtilis*, Ehrenberg, Cohn, etc. **Golden Staphylococcus**. See *Staphylococcus pyogenes aureus*, Ogston, Beeker. **Gomme de sucrerie**. See *Leuconostoc mesenteroides*, Cienkowski. **Gonococcus**, **Gonococque**, **Gonorrhæococcus**. Syn., **Trippercoccus**. See *Micrococcus gonorrhææ* Neisser. **Grains de kephyr**. See *Bacillus caucasicus*, Kern. **Gray-white micrococcus**, Bumm. See *Diplococcus albicans amplius*, Bumm. **Grüngelber Bacillus aus Wasser**, Ger. **Greenish-yellow bacillus of water**. **Gummibacillus**, Ger. See, *B. liodermis*, Löffler. **Hæmatococcus bovis**, Babes. Syn., **Microbe de l'hémogloburie du bœuf**. Zimmermann. Obtained from the blood and viscera of cattle dead of an epidemic, infectious disease characterized by hemoglobinuria (in Roumania). *aër.*, *facanaër.*, *nliqf.*, *pg.* **Harnmicrococcus**. See *Micrococcus ureæ*, Cohn. **Harnsarcine**, Hartze. See *Sarcina* of urine. **Harnstoffmicrococcus**. See *Micrococcus ureæ*, Cohn. **Hauser's Fäulnisbacillen**. See *Proteus vulgaris*, *Proteus mirabilis*, *Proteus zenkerii*. **Hay bacillus**, **Bacille du foin**, Fr. **Heubacillus**. Ger. *Bacillus del fieno*, Ital. See *Bacillus subtilis*, Ehrenberg. **Helicobacterium aërogenes**, Miller. See *Bacillus aërogenes*, III, Miller. **Helicobacterium klebsii**, Escherich. Found in the intestine of guinea pigs. *pleom.* **Helicomonas**, Klebs. *Syphilis fungus*. Cf. *Bacillus syphilidis*, Lustgarten. **Heubacillus**. See *Bacillus subtilis*, Ehrenberg. **Heubacillusähnlicher Bacillus**, Ger. See *Bacillus subtilis simulans*, Bienstock. **Heupilz**. See *Bacillus subtilis*, Ehrenberg. **Hirse des Propheten**. See *Bacillus caucasicus*, Kern. **Hormiscium cerevisiæ**, Bonard. **Hormiscium vini**. **Hormiscium vini**

et *cerevisiæ*, Bonard. See *Saccharomyces mycoderma*. **Hostienblut**. See *Bacillus prodigiosus*, Ehrenberg. **Hühnercholerabacillus**. **Hühnermicrococcus**. *Bacillus* of chicken cholera. See *Bacillus septiciemiæ hemorrhagica*, Sternberg. **Hueppe's Bacillus of Butyric Acid Fermentation**—**Hueppe's Buttersäurebacillus**. See *Bacillus butyricus*, Hueppe. **Hundswutbacillus**. See *Bacillus lyssæ*, Pasteur. **Hygrocrocus vandelli**, Meneghi. See *Beggiatoa alba*, Trevisan. **Hypæothrix kuehniana**. See *Crenothrix kühniana*. **Indischer Leuchtbacillus**. See *Bacillus phosphorescens indicus*, Fischer. **Influenzabacillus**. See *Bacillus* of Influenza, Pfeiffer. **Iodococcus vaginatus**, Miller. Found in unclean mouths; gives peculiar reaction with iodine, the sheath being stained yellow, the cocci dark blue. **Jequiritypilz**. See *Bacillus* of jequirity ophthalmia. **Kartoffelbacillus**. *Potato bacillus*, applied to *Bacillus mesentericus fuscus*, Flügge; *Bacillus mesentericus ruber*, Globig; and *Bacillus mesentericus vulgaris*, Flügge. **Käsepilz**. See *Spirillum tyrogenum*, Deneke. **Kefirbacillus**. **Kefirferment**. See *Bacillus caucasicus*, Kern. **Keuchhustenpilz**, Burger. See *Bacillus tussis convulsivæ*, Afanassiew. **Knäuelbildender Bacillus**, Ger. See *Bacillus zoffii*. **Koch's Bacillus**, **Koch'scher Bacillus**. **Kommabacillus der Cholera asiaticæ**. **Koch's Comma Bacillus**, **Kommabacillus**. See *Spirillum cholera asiaticæ*, Koch. **Kotbacillen**. Syn., *Bacilles des selles*, Fr. *Bacilli* of the feces. **Krankheiterregende Bacillen** (or **Bacterien**). **Pathogenic bacilli**. **Lanceolate Coccus**, **Lancet-shaped Micrococcus**, Talamon. See *Bacillus septicus sputigenus*, Flügge. **Leprabacillus**. See *Bacillus lepræ*, Hansen. **Leptonema niveum**. See *Beggiatoa nivea*, Rabenhorst. **Leptothrix buccalis**, Robin. *Pilz der Zahncaries*, Ger. Syn. *Leptothrix gigantea*, Miller. *Leptothrix pulmonalis*, *Rasmussenia buccalis*, Saccardo. Found in the mouth of man and animals. Falsely considered the cause of dental caries. **Leptothrix buccalis** of Vignal. See *Bacillus buccalis* (a), Vignal. **Leptothrix epidermidis**. Syn., *Bacillus epidermidis*, Bizozero. *Microsporon minutissimum*, Burchart. Found on the epidermis between the toes, and held by Bizozero to be non-pathogenic, but by Boeck as the cause of erythrasma. **Leptothrix der Thränenröhrchen**. See *Cladothrix fæsteri*, Cohn. **Leptothrix gigantea**, Miller. Found on the teeth of dogs, sheep, cattle and other animals affected with *Pyorrhæa alveolaris*. Some consider it identical with *Leptothrix buccalis*, Robin. **Leptothrix hyalina**, Reinsch. Found on marine algæ. **Leptothrix innominata**, Miller. See, *Leptothrix buccalis*, Robin. **Leptothrix kühniana**. See *Crenothrix kühniana* Saccardo. **Leptothrix lacrimalis**. Syn. *Leptothrix der Thränenröhrchen*. See *Cladothrix fæsteri*, Cohn. **Leptothrix lanugo**, Kützing. Found on marine algæ near Heligoland. **Leptothrix maxima buccalis**, Miller. See *Bacillus buccalis maximus*, Miller. **Leptothrix muralis**, Kützing. See *Leptothrix parasitica*. **Leptothrix natans**. See *Sphaerotilus natans*, Saccardo. **Leptothrix ochracea**, Kützing. Syn. *Detionella ochracea*, Saccardo. *Cladothrix dichotoma*, Zopf. According to Zopf, this represents filaments of *Cladothrix* stained with oxid of iron. **Leptothrix of Puerperal Fever**, **Leptothrix puerperalis**, Fetz. See *Bacillus puerperalis*, Engel and Spillman. **Leptothrix parasitica**, Kützing. **Parasitic on fresh**

**Abbreviations.**—*aër.* = aërobic. *anaër.* = anaërobic. *chg.* = chromogenic. *facanaër.* = facultative anaërobic. *liqf.* = liquefactive. *monom.* = monomorphic. *mot.* = motile. *nliqf.* = non-liquefactive. *nmot.* = non-motile. *npg.* = non-pathogenic. *obl.* = obligate. *oscl.* = oscillating. *pg.* = pathogenic. *phos.* = phosphorescent. *pleom.* = pleomorphic. *sap.* = saprophytic

water algæ. This and *Leptothrix muralis* are genetically connected with *Driliosiphon julianus*, Kützing, the ordinary homogones of which produce filaments known as *Nostoc parietinum*, Rabenhorst; the cells of these Nostoc filaments eventually separate and produce slender filaments constituting *Leptothrix parasitica* and *muralis*, Kützing (Bennet and Murray). *Leptothrix pulmonalis*. See *Leptothrix buccalis*, Robin. *Leptothrix pusilla*, Rabenhorst. Found on fresh water algæ, also in the mouth, Klebs. *Leptothrix symplocoides*, Dickie. Found on marine algæ. *Leptothrix vaginalis*. Found in the vagina of animals and women. *Leptothrix variabilis*, Saccardo. Found in saliva of healthy persons. *Leuconostoc mesenteroides*, Van Tieghem. Syn., *Ascooccus mesenteroides*, Cienkowski. Gomme de Sucrierie, Fr. Froschlaich, Froschlaichpilz, Pilz der Dexträngährung, Ger. Frog spawn bacterium of sugar factories, Frog spawn fungus. A source of great loss to the manufacturers of beet sugar, frequently and rapidly converting large quantities of the beet juice into a mucilagino-gelatinous mass. *Liborius's Bacillus of Butyric Acid Fermentation*, Liborius. Buttersäurebildender Bacillus, Ger. See *Bacillus butyricus*, Prazmowski. *Lissophyton suspectum*, Hallier. See *Bacillus lysse*, Pasteur. *Luësbacillus*. See *Bacillus syphilides*, Lustgarten. *Luftbacillen*. Syn., Bacilli of the air. *Bacilles de l'air*. *Luftbakterien*. Bacteria of the air. *Lungenseuche-micrococcus*. See *Micrococcus* of bovine pneumonia, Poels and Nolen. *Lupusbacillen*. Bacilli of lupus, identical with *Bacillus tuberculosis*, Koch. *Mäuse-septikämieähnlicher Bacillus*, Eisenberg. See *Bacillus coprogenes parvus*. *Melunella flexuosa*, Borg. See *Spirillum rugula*, Müller. *Merismopedia chondroidea*, With. *Merismopedia glauca*. See *Sarcina renis*, Hepworth. *Merismopedia goodsirii*. See *Sarcina ventriculi*, Goodsir. *Merismopedia hyalina*, Kützing. *Sarcina hyalina*, Kützing. *Merismopedia litoralis*, Rabenhorst. See *Sarcina litoralis*, Erstedt. *Merismopedia reitenbachii*, Caspary. See *Sarcina reitenbachii*, Caspary. *Merismopedia urinæ*, Rabenhorst. See *Sarcina urinæ*, Welcker. *Merismopedia ventriculi*, Husem. See *Sarcina ventriculi*, Goodsir. *Merismopedia violacea*, Kützing. See *Sarcina violacea*, Kützing. *Meerschweinchenbacillus*, Ger. See *Bacillus cavicius*, Brieger. *Metallacter anthracis*, Trevisan. See *Bacillus anthracis*, Pollender and Davaine. *Metallacter tremulus*, Trevisan. See *Bacillus tremulus*, Koch. *Metallacter ulna*, Trevisan. See *Bacillus ulna*, Cohn. *Micoderma cerevisiæ*, Trecul. See *Saccharomyces mycoderma*, Reess. *Microbe de l'hémogloburie du bœuf*, Zimmerman. See *Hematococcus bovis*, Babes. *Microbe de l'araignée*. See *Micrococcus mastobius*, Nocard and Mollereau. *Microbe de la bouton d'Alep*, *Microbe de la bouton de Nil*, *Microbe de la bouton d'Orient*, *Microbe de la clou de Biskra*, *Microbe de la clou de Gafsa* (Poncet). See *Micrococcus* of Heydenreich. *Microbe de la clavelée*. See *Bacterium* of Sheep-pox. *Microbe de la dysenterie epidémique*, Chantemesse and Vidal. See *Bacillus dysenteriae*, C. & W. *Microbe de la fièvre jaune*, Freire, Rebougeon and Carmona y Valle. Syn., *Micrococcus (Cryptococcus) xanthogenicus* Freire, *Micrococcus* of Freire. Obtained from the blood of yellow fever patients; attenuated by heat, and used by permission of the Emperor of Brazil (Nov., 1882) to inoculate several hundred persons. The

organism described Carmona y Valle, appears to be a fungus not related to the bacteria. Cf. *Bacillus* of yellow fever, Babes. *Microbe de la fièvre typhoïde*, Tayon. See *Bacillus typhi abdominalis*, Eberth. *Microbe de la flacherie*, *Microbe de la maladie des morts-plats*. See *Micrococcus bombycis*, Cohn. *Microbe de l'hémogloburie du bœuf*, Zimmermann. See *Hematococcus bovis*. *Microbe de la pébrine*. Syn., *Bacterium ovatum*, Lebert; *Bacillus pasteurianus*, Hansen; *Micrococcus ovatus*; *Micrococcus pasteurianus*; *Nosema bombycis*, Nägeli; *Panhystophyton ovatum*; Lebert; *Micrococcus* of pebrine; Cornelian corpuscles; Cornelian bodies; *Micrococcus* der Fleckenkrankheit, Ger.; *Corpuscles du ver a soie*, Fr. The specific microbe of a disease of silkworms known for hundreds of years, called *pebrine*, *gattine*, *petechia*, *maladie des corpuscles*, and spotted disease. It was particularly destructive between 1850 and 1875. According to the investigations of Cornalia, Leydig, Balbiani, Pasteur, and Metschnikoff, these bodies belong to the *Psorospermia* and are not bacteria at all. *Microbe del mal nero*, Ital. See *Bacterium gummi*, Comes; or *Bacterium putredinis*, Davaine. *Microbe des gasigen Gangrâns*, Ger. See *Bacillus adematidis maligni*, Koch. *Microbe des pus blennorrhagique*, Weiss, Fr. See *Micrococcus gonorrhææ*, Neisser. *Microbe der Schweinspocken*, Ger. See *Bacillus ex pneumo-enteritide suis*, Klein. *Microbe di morbillo*, Lanzi, Ital. *Microbe du cholera des poules*, Fr., Pasteur. See *Bacillus septiciemise hemorrhagica*, Sternberg. *Microbe du lait bleu*, Fr. See *Bacillus cyanogenus*, Fuchs. *Microbe du pus bleu*, Fr. See *Bacillus pyocyaneus*, Gessard. *Microbe of Friedländer*. See *Bacillus pneumoniae friedländerii*. *Microbe of Pasteur*. *Microbe septicémique du salive*, Fr. See *Bacillus sputigenus septicus*, Flügge. *Micrococci della rabbia*, Ital. See *Micrococcus lysse*, and *Bacillus lysse*, Pasteur. *Micrococco dell'afte epizootica*, Ital. See *Streptocytus* of eczema epizootica, Schottelius. *Micrococcus aceti*. See *Bacillus aceti*, Kützing. *Micrococcus acidi lactici*, Marpmann. Found in milk; resembles in its action *Bacillus acidi lactici*, Hueppe. *aër.*, *nlif.*, *nmot.*, *npg.* Cf. *Spherooccus acidi lactici*, Marpmann. *Micrococcus acidi lactici liquefaciens*, Krüger. Found in butter and cheese. *aër.*, *facanaër.*, *lif.*, *nmot.* *Micrococcus aërogenes*, Miller. Found in the intestinal tract of man. *aër.*, *lif.*, *nmot.*, *npg.* *Micrococcus agilis*, Ali-Cohen. Found in drinking water. *aër.*, *lif.*, *mot.*, *npg.* A motile coccus, provided with a flagellum; described by Menge. *Micrococcus agilis citreus*, Menge. *Micrococcus (Diplococcus) albicans amplus*, Bumm. Syn., *Neisseria albicans*. Frequently found in the vaginal secretions. *aër.*, *lif.*, *npg.* *Micrococcus (diplococcus) albicans tardus*, Unna and Tommasoli. Found in eczema. *aër.*, *nlif.*, *nmot.* *Micrococcus albicans tardissimus*, Eisenberg, Bumm. Found in the vaginal secretions of puerperal women. *aër.*, *facanaër.*, *nlif.*, *npg.* *Micrococcus liquefaciens*, Von Besser. Found in the nasal secretions of healthy persons. *aër.*, *facanaër.*, *lif.*, *npg.* *Micrococcus albus urinæ*. See *Micrococcus urinæ*. *Micrococcus amylovorus*, Burrill and Arthur. Syn., *Micrococcus* of apple blight. Bacterium of pear blight. Produces fermentation in saccharine fluids. *aër.*, *nlif.*, *mot.*, *pg.* (for apple and pear trees). Cf. *Bacillus butyricus*, Prazmowski. *Micrococcus aquatilis*, Bolton. Found frequently in water. *aër.*, *nlif.*, *npg.* *Micrococcus aquatilis*

Abbreviations.—*aër.* = aerobic. *anaër.* = anaerobic. *chg.* = chromogenic. *facanaër.* = facultative anaerobic. *lif.* = liquefactive. *monom.* = monomorphic. *mot.* = motile. *nlif.* = non-liquefactive. *nmot.* = non-motile. *npg.* = non-pathogenic. *obl.* = obligate. *oscl.* = oscillating. *pg.* = pathogenic. *phos.* = phosphorescent. *pleom.* = pleomorphic. *sap.* = saprophytic.



*invisibilis*, Vaughan. Found in water. *aër.*, *nlif.*, *npg.* *Micrococcus arei celsii*, Buchner and Sehlen. Syn., *Bacterium decalvans*, Thin. Found on the diseased hairs in *Alopecia areata*. Cf. *Bacillus of alopecia areata*, Kasauli, and *Micrococcus of alopecia areata*, Robinson. *Micrococcus ascoformans*, Johne. See *Micrococcus botryogenus*, Rabe. *Micrococcus aurantiacus*, Cohn. Syn., *Pediococcus aurantiacus*. Found in water. *aër.*, *nlif.*, *chg.* (orange-yellow), *npg.* *Micrococcus bei hepatitis enzoötica porcellorum*. See *Micrococcus porcellorum*. *Micrococcus biskræ*. See *Micrococcus* of Heydenreich. *Micrococcus blennorrhæus*. See *Micrococcus gonorrhæa*, Neisser. *Micrococcus bombycis*, Cohn, Bechamp. Syn., *Streptococcus bombycis*, Bechamp. *Micrococcus* de la maladie des morts plat, Fr. Microbe de la flacherie, Fr. *Micrococcus* der Schlafsucht der Seidenraupen, Ger. Found in the intestinal tract of silkworms and other Lepidoptera dead of the epidemic disease known in France as *la flacherie*; etiologic relation demonstrated by Pasteur. *Micrococcus botryogenus*, Bollinger, Rabe. Syn., *Bollingeria equi*, Saccardo; *Ascooccus johnei*, Cohn; *Micrococcus ascoformans*, Johne; *Micrococcus* of myko-desmoids of the horse. Found in colonies in the connective tissue of horses affected with "myko-desmoids." *aër.*, *lif.*, *pg.* *Micrococcus candicans*, Flügge. Found abundantly in air and water. *aër.*, *nlif.*, *npg.* *Micrococcus candidus*, Cohn. Found in water. *aër.*, *nlif.*, *npg.* *Micrococcus capillorum*. Found on the scalp and said to alter the color of the hair. *aër.*, *chg.* (reddish-yellow). *Micrococcus carneus*, Zimmermann. Found in water. *aër.*, *nlif.*, *chg.* (red to violet), *npg.* *Micrococcus cerasinus siccus*, List. *aër.*, *nlif.*, *chg.* (cherry red), *npg.* *Micrococcus cereus albus*, Passet. Syn., *Staphylococcus cereus albus*, Passet. Found in the pus of acute abscesses, and by Tils, in hydrant water (Freiburg). *aër.*, *nlif.*, *npg.* *Micrococcus cereus aureus*, Schröter and Winkler. Syn., *Staphylococcus cereus aureus*, S. and W. Found in the thin secretions of coryza. *aër.*, *nlif.*, *chg.* (orange-red), *npg.* *Micrococcus cereus flavus*, Passet. Syn., *Staphylococcus cereus flavus*, Passet. *Staphylococcus passelii*. Found in an acute abscess. *aër.*, *nlif.*, *chg.* (lemon-yellow), *npg.* *Micrococcus chlorinus*. Occurs in zooglyca masses. *aër.*, *chg.* (greenish-yellow), *npg.* *Micrococcus cholerae gallinarum*, Pasteur. See *Bacillus septicæmia hæmorrhagica*, Sternberg. *Micrococcus cinnabareus*, Flügge. Syn., *Streptococcus cinnabareus*, Flügge. Found in air and water. *aër.*, *nlif.*, *chg.* (reddish-brown), *npg.* *Micrococcus citreus*, List. Syn., *Staphylococcus citreus*, List. *Micrococcus couleur crème*, Fr. Crème-farbig *Micrococcus*, Ger. Found in water, also by Lannelongue and Achard in the seat of an old osteomyelitis. *aër.*, *nlif.*, *chg.* (pale-yellow), *npg.* *Micrococcus citreus conglomeratus*, Bumm. See *Diplococcus citreus conglomeratus*, Bumm; *Micrococcus concentricus*, Zimmermann. Found in water. *aër.*, *nlif.*, *sap.*, *npg.* *Micrococcus conglomeratus*, Weichselbaum. Syn., *Neissera conglomerata*, W. *Micrococcus coronatus*, Flügge. Syn., *Streptococcus coronatus*, Flügge. Found in the air. *aër.*, *lif.*, *npg.* *Micrococcus couleur crème*, List. See *Micrococcus citreus*, List. *Micrococcus cremoides*, Zimmermann. Found in water. *aër.*, *lif.*, *chg.* (yellowish-white), *npg.* *Micrococcus crepusculum*, Cohn. See *Bacillus termo*, Ehrenberg and Dujardin. *Micrococcus cumulatus*

*tenuis*, Von Besser. Found in abundance in the nasal mucus of man. *aër.*, *facanaër.*, *nlif.*, *npg.* *Micrococcus cyaneus*, Schröter. Obtained from the air, on boiled potatoes. *aër.*, *chg.* (cobalt blue, altered to carmine by acids, restored by alkalies). *Micrococcus decalvans*, Schröter. Syn., *Bacterium decalvans*, Saccardo. Cf. *Bacillus of Alopecia areata*, Kasauli, *Micrococcus arei celsii*, Buchner and Sehlen; *Micrococcus of Alopecia areata*, Robinson. *Micrococcus de la mammitte gangréneuse de la brebis*, *Micrococcus de la mammitte contagieuse de la vache*, Fr. See *Micrococcus mastobius*, Nocard and Mollereau. *Micrococcus de la nécrose progressive du tissu connective de la souris*, Fr. See *Micrococcus* of progressive tissue necrosis of mice, Koch. *Micrococcus de la pyémie du lapin*, Fr. See *Micrococcus* of pyemia in rabbits, Koch. *Micrococcus de le rage*, Fr. See *Micrococcus lyssæ*, Neisser. *Micrococcus de la septicémie consecutive du charbon*, Charrin. Found in the blood and tissues of a rabbit inoculated with blood from another rabbit dead of anthrax. *aër.*, *mot.*, *pg.* *Micrococcus de la septicémie du lapin*, Fr. See *Micrococcus* of septicemia of rabbits, Koch. *Micrococcus de la suppuration progressive du lapin*, Fr. See *Micrococcus* of progressive abscess-formation in rabbits. *Micrococcus der Mastitis der Kühe*, Ger. See *Micrococcus mastobius*, Nocard and Mollereau. *Micrococcus der Maul- und Klauen-seuche*. See *Streptococcus of eczema epizootica*, Schottelius. *Micrococcus des mort plats*, Fr. See *Micrococcus bombycis*, Cohn. *Micrococcus der Osteomyelitis*, Becker. See *Staphylococcus pyogenes aureus*, Ogston, Becker. *Micrococcus der Fleckenkrankheit*, Ger. See Microbe de la pébrine, Pasteur. *Micrococcus des Pende'schen Geschwürs*. See *Micrococcus* of Heydenreich. *Micrococcus desidens*, Flügge. See *Micrococcus flavus desidens*, Flügge. *Micrococcus des roten Schweisses*. See *Micrococcus hæmatodes*, Babes. *Micrococcus diffuens*, Schröter. Found in the air, dust, and in excrement; common. *aër.*, *nlif.*, *chg.* (yellow, with a greenish fluorescence; not modified by acids). Resembles *Bacillus fluorescens putidus*, Flügge. *Micrococcus diphtheriticus*, Oertel, Cohn, Löffler. Syn., *Streptococcus articularum*, Löffler. *Micrococcus en chaines*, Fr. Kettenbildender *Bacillus*, Ger., Löffler. Found in the false membranes, and in the tissues of diphtheria patients; Cornil identifies this with *Micrococcus pyogenes*, Rosenbach. *aër.*, *nlif.*, *pg.* *Micrococcus doyenii*. See *Micrococcus urinae albus olearius*, Doyen. *Micrococcus en chaines*, Löffler. See *Micrococcus diphtheriticus*, Oertel, Cohn. *Micrococcus endocarditicus*. Syn., *Streptococcus endocarditicus*. *Micrococcus endocarditidis rugatus*, Weichselbaum. Found in a case of ulcerative endocarditis. *aër.*, *nlif.*, *pg.* *Micrococcus erysipelatis*, *Micrococcus erysipelatos*, *Micrococcus erysipelatosus*, Fehleisen. See *Micrococcus pyogenes*, Rosenbach. *Micrococcus fermenti*. See *Micrococcus viniperda*. *Micrococcus fervidus*, Adametz. Found in water. *aër.*, *nlif.*, *npg.* *Micrococcus sickii*. Found in healthy and diseased eyes. *Micrococcus finlayensis*, Sternberg. Obtained from the viscera of a yellow-fever cadaver. *aër.*, *lif.*, *chg.* (pale-yellow), *npg.* *Micrococcus flavus*. See *Micrococcus flavus liquefaciens*, Flügge. *Micrococcus flavus desidens*, Flügge. Found in air and water. *aër.*, *lif.*, *chg.* (yellowish-brown), *npg.* *Micrococcus flavus liquefaciens*, Flügge. Syn., *Micrococcus flavus*, *Micrococ-*

Abbreviations.—*aër.* = aerobic. *anaër.* = anaerobic. *chg.* = chromogenic. *facanaër.* = facultative anaerobic. *lif.* = liquefactive. *monom.* = monomorphic. *mot.* = motile. *nlif.* = non-liquefactive. *nmot.* = non-motile. *npg.* = non-pathogenic. *obl.* = obligate. *oscl.* = oscillating. *pg.* = pathogenic. *phos.* = phosphorescent. *pleom.* = pleomorphic. *sap.* = saprophytic.

*cus liquefaciens*. Found in air and water. *aër.*, *liqf.*, *chg.* (yellow), *npg.* *Micrococcus flavus tardigradus*, Flügge. Syn., *Micrococcus tardigradus*. Found in the air and water. *aër.*, *nliqf.*, *chg.* (dark olive-green), *npg.* *Micrococcus foetidus*, Klamann, Rosenbach. Found in the posterior nares of man. *aër.*, *liqf.*, *npg.* *Micrococcus fervidus*, Adametz. Found in water. *aër.*, *nliqf.*, *npg.* *Micrococcus freudenreichii*, Guillebeau. One of the two forms found by Guillebeau to produce ropiness in milk. *aër.*, *liqf.*, *npg.* Cf. *Bacterium hessii*, Guillebeau. *Micrococcus friedländerii*. See *Bacillus pneumoniae friedländerii*. *Micrococcus fulvus*, Cohn. Syn., *Staphylococcus fulvus*. Found in horse and rabbit dung. *aër.*, *nmot.*, *nliqf.*, *chg.* (rose), *npg.* *Micrococcus fuscus*, Maschek. Found in water. *aër.*, *nmot.*, *liqf.*, *chg.* (sepia-brown), *npg.* *Micrococcus gallicidus*. See *Bacillus septicaemia hemorrhagica*, Sternberg. *Micrococcus gelatinosus*. Found in milk, which it causes to coagulate at about 22° C. *Micrococcus gingivæ pyogenes*, Miller. Found in the mouth of a man affected with alveolar abscess. *aër.*, *facanaër.*, *nliqf.*, *pg.* *Micrococcus gonorrhææ*, Neisser. *Micrococcus blennorrhæus*, Neissera gonorrhææ, *Micrococcus gonococcus*, Microbe du pus blennorrhagique, Weiss, Fr. Trippercoccus, Gonorrhœococcus, Ger. Found in gonorrheal pus. *aër.* No growth on gelatin; an obligate parasite. *pg.* *Micrococcus griseus*, Winter. See *Bacterium griseum*, Warning. *Micrococcus hæmatodes*, Babes. Syn., *Micrococcus* of red sweat. *Micrococcus* de la sueur rouge, Fr. *Micrococcus des roten Schweisses*, Ger. Found in foul sweat from the axilla, *aër.*, *chg.* (red), *npg.* *Micrococcus havaniensis*, Sternberg. Syn., *Bacillus havaniensis*, Sternberg. Obtained by Sternberg in his investigation of yellow fever. *aër.*, *nliqf.*, *chg.* (blood-red). Only found in the presence of free oxygen. *Micrococcus imetrophus*, Trevisan. See *Bacillus prodigiosus*, Ehrenberg. *Micrococcus indicus*, Koch. See *Bacillus indicus*, Koch. *Micrococcus influenzae*, Letzerich. Syn., *Streptococcus seiferti*, *Micrococcus* of influenza, Seifert. See *Bacillus* of influenza, Pfeiffer. *Micrococcus insectorum*, Burill, *Streptococcus insectorum*. Found in the cecal appendages or pancreatic organs in the Chinch bug (*Blissus leucopterus*, Say) and the higher Hemiptera. Especially recommended as a remedy for the Chinch bug and for *Halticus minutus*, so damaging to the peanut. *Micrococcus intercellularis meningitidis*, Neumann and Schäffer. Syn., *Micrococcus meningitidis*, Neumann. *Neisseria Weichselbaumii*. Found in the tissues of the brain and spinal cord in cases of cerebro-spinal meningitis. *Micrococcus lacteus faviformis*, Bumm. Syn., *Neisseria lactea*. Frequently found in normal vaginal mucus. *aër.*, *nliqf.*, *npg.* *Micrococcus lactis viscosus*, Conn. Syn., *Micrococcus* of bitter milk, Conn. The cause of the bitter taste of milk and cream. *aër.*, *liqf.*, *nmot.*, *npg.* *Micrococcus liquefaciens*. See *Micrococcus flavus liquefaciens*, Flügge. *Micrococcus læwenbergii*. Syn., *Micrococcus* of ozena, *Micrococcus* de l'ozène, Fr. Found in the secretions, in cases of ozena. *aër.*, *liqf.*, *pg.* *Micrococcus luteus*, Cohn. Found in water, the superficial soil, dust of bed-rooms, moist foods, etc. *aër.*, *nliqf.*, *chg.* (yellow), *npg.* *Micrococcus lyssæ*, Neisser. Syn., *Neisseria lyssa*, *Micrococcus* of hydrophobia, *Micrococcus* of rabies, Fol. *Micrococcus* de la rage, Fr. Found in the spinal cord of rabid animals. Cornil

and Babes throw doubt on the culture experiments of Fol. *Micrococcus major*, Doyen. See *Micrococcus urinæ major*, Doyen. *Micrococcus manfredii*, Syn., *Streptococcus manfredii*. *Micrococcus* of progressive granuloma formation. Found in the sputum of two cases of pneumonia following measles; *aër.*, *nliqf.*, *pg.* *Micrococcus mastobius*, Nocard, Mollereau and Kitt. Syn., *Streptococcus nocardii*. *Micrococcus* of bovine mastitis, Kitt. *Micrococcus* of mastitis in cows. *Streptococcus* of mastitis in cows. *Micrococcus* of contagious mammitis. *Micrococcus* of gangrenous mastitis in sheep, Nocard. *Microbe* de la mal de pis, *Microbe* de l'araignée, *Micrococcus* de la mammitis contagieuse de la vache, Nocard and Mollereau, Fr. *Micrococcus* der Mastitis der Kühe, Ger. Obtained from the milk of cows and sheep affected with mastitis. *aër.*, *facanaër.* The form found in cattle is said to be non-liquefactive; that of sheep liquefies both gelatin and blood serum. Sternberg recognizes three distinct forms producing mastitis. *Micrococcus meningitidis*, Neumann. See *Micrococcus intercellularis meningitidis*, Neumann and Schäffer. *Micrococcus meningitidis purulentæ*, Heydenreich. *Micrococcus morbillosus*. Syn., *Streptococcus morbillosus*. *Micrococcus nasalis*, Hack. Found in the cavum pharyngonasale. *aër.*, *mot.*, *nliqf.*, *npg.* *Micrococcus nitrificans*, Van Tieghem. Syn., *Micrococcus* de la fermentation de l'ammoniaque. Found in water. *aër.*, *npg.* *Micrococcus*, II, of Fischel. Found in the blood of two cases of influenza. *aër.*, *facanaër.*, *liqf.*, *pg.* *Micrococcus oblongus*. See *Bacterium oblongum*, Bouteux. *Micrococcus ochroleucus*, Prove and Legrain. Syn., *Streptococcus ochroleucus*. Found in urine. *aër.*, *nliqf.*, *chg.* (sulphur yellow), *npg.* *Micrococcus* of Acute Infectious Osteomyelitis. See *Micrococcus pyogenes aureus*, Rosenbach. *Micrococcus* of Alopecia areata, Von Sehlen, Robinson, Vaillard and Vincent. Found on the hairs from the diseased patches. *aër.*, *liqf.*, *pg.* Cf. *Bacillus* of Alopecia areata, and *Micrococcus decalvans*, Schröter. *Micrococcus* of Ammoniacal Urine. See *Micrococcus ureæ*, Cohn, and *Micrococcus ureæ liquefaciens*, Flügge. *Micrococcus* of Apple Blight. See *Bacillus butyricus*, Botkin, Prazmowski, etc. *Micrococcus* of Beri-beri, Lacerda. See *Bacillus beribericus*, Lacerda. *Micrococcus* of Biskra Button. See *Micrococcus* of Heydenreich. *Micrococcus* of Bitter Milk. See *Micrococcus lactis viscosus*, Conn. *Micrococcus* of Bronchitis, Picchini. Three distinct forms. *aër.*, *nliqf.* Cf. *Bacillus* of Lummitzer. *Micrococcus* of Bovine Mastitis, Kitt. See *Micrococcus mastobius*, Nocard, Mollereau and Kitt. *Micrococcus* of Bovine Pneumonia, Poels and Nolen. Syn., *Lungenseuchemicrococcus*, *Micrococcus* of cattle pneumonia. Found in the lungs of cattle suffering from infectious pleuro-pneumonia. *aër.*, *nliqf.*, *pg.* *Micrococcus* of Cerebro-spinal Meningitis. See *Micrococcus intercellularis Meningitidis*. Neumann and Schäffer. *Micrococcus* of Chicken Pox. See *Staphylococcus viridis flavescens*, Guttman. *Micrococcus* of Contagious Mammitis. See *Micrococcus mastobius*, Nocard, Mollereau, and Kitt. *Micrococcus* of Cow Pox. See *Micrococcus variolæ et vaccinae*, Cohn. *Micrococcus* of Dantec. Obtained from salted codfish which had turned red. *aër.*, *nliqf.*, *chg.* (yellow, changing to deep red), *npg.* *Micrococcus* of Demme. See *Diplococ-*

**Abbreviations.**—*aër.* = aerobic. *anaër.* = anaerobic. *chg.* = chromogenic. *facanaër.* = facultative anaerobic. *liqf.* = liquefactive. *monom.* = monomorphic. *mot.* = motile. *nliqf.* = non-liquefactive. *nmot.* = non-motile. *npg.* = non-pathogenic. *obl.* = obligate. *oscl.* = oscillating. *pg.* = pathogenic. *phos.* = phosphorescent. *pleom.* = pleomorphic. *sap.* = saprophytic.



cus of pemphigus acutus, Demme. *Micrococcus* of Dental Caries. See *Leptothrix vulgaris*, Robin; *Leptothrix gigantea*, Miller; Miller's Epsilon Bacillus, and *Spirillum dentium*, Arnt. *Micrococcus* of Dengue, McLaughlin. See *Scheutzia laughlini*. *Micrococcus* of Diphtheria. *Streptococcus articularum*, Löffler. *Micrococcus* of Disse and Taguchi. Syn., Tokiobacillin. Obtained from the blood, the secretions of broad condyloma, as well as the primary indurations of syphilitics. Etiologic relations not confirmed. *Micrococcus* of Drinking Water. See *Micrococcus aquatilis*, Bolton. *Micrococcus* of Egyptian Ophthalmia. See *Micrococcus* of Trachoma, Sattler and Michel. *Micrococcus* of Endocarditis. See *Streptococcus endocarditicus* and *Micrococcus endocarditicus rugatus*, Weichselbaum. *Micrococcus* of Erysipelas, Fehleisen. See *Micrococcus pyogenes*, Rosenbach. *Micrococcus* of Foot and Mouth Disease. Syn., Streptocytus of eczema epizootica, Schottelius, *Streptocytus aphicola*, Hallier. *Micrococcus* der Maul- und Klauenseuche, Ger. *Micrococco* dell'afra epizootica, Ital. Found in the vesicular eruptions about the mouth and feet of cattle, pigs, and sheep. Communicable to man. *aër.*, *facanaër.* Pathogenesis not fully settled. Cf. Bacillus of ulcerative stomatitis of cattle. *Micrococcus* of Forbes. Found in the bodies of larvæ of the cabbage butterfly, *Pieris rapæ*, affected with an infectious disease. *Micrococcus* of Fowl Cholera. See *Bacillus septicæmiæ hæmorrhagica*, Sternberg. *Micrococcus* of Freire. See *Microbe* de la fièvre jaune, Domingo Freire. *Micrococcus* of Furuncle, Pasteur. See *Bacillus osteomyelitis*, Becker and Kraske. *Micrococcus* of Gangrenous Mastitis in Sheep, *Micrococcus* of Gangrenous Mammitis. See *Micrococcus mastobius*, Nocard, Mollereau and Kitt. *Micrococcus* of Gonorrhea. See *Micrococcus gonorrhææ*, Neisser. *Micrococcus* of Gray Parrot Disease. See *Micrococcus psittaci*, Eberth and Wolff. *Micrococcus* of Heydenreich. Syn., *Streptococcus biskra*. *Micrococcus* of Biskra Button. Clou de Biskra, Duclaux. *Microbe* de la bouton de Nil, Chantemesse, *Microbe* de la clou de Gafsa. *Microbe* de la bouton d'Alep, Poucet. *Microbe* de la bouton d'Orient, Fr. *Micrococcus* of Biskra button, Fr. Pendjehgeschwür, Ger. Found in the tumors and ulcers characteristic of Aleppo boil or Biskra button. *aër.*, *liqf.*, *pg.* *Micrococcus* of Hydrophobia. See *Micrococcus lyssæ*, Pasteur. *Micrococcus* of Infectious Osteomyelitis. See *Micrococcus pyogenes aureus*, Rosenbach, and *Micrococcus osteomyelitis*, Becker and Kraske. *Micrococcus* of Influenza, Seifert, *Streptococcus seiferti*. See *Micrococcus influenzae*, Letzerich. *Micrococcus* of Kirchner. Obtained from the sputum of patients suffering with influenza. *aër.*, *pg.* *Micrococcus* of Manfredi. See *Micrococcus manfredii*. *Micrococcus* of Mastitis, Kitt. See *Micrococcus mastobius*, Nocard and Mollereau. *Micrococcus* of Measles, Klebs and Keating. Syn. *Streptococcus morbillosus*, *Micrococcus morbillosus*. Found in the blood and exudates of persons afflicted with measles. Flügge considers them unimportant. *Micrococcus* of Myko-desmoids of the Horse. See *Micrococcus botryogenes*, Rabe. *Micrococcus* of Osteomyelitis. See *Micrococcus pyogenes aureus*, Ogston. *Micrococcus* of Ozena. See *Micrococcus læwenbergii*. *Micrococcus* of Pear Blight, Burrill. See *Bacillus butyricus*, Prazmowski. *Micrococcus*

of Pebrine. See *Microbe* de la pébrine, Pasteur. *Micrococcus* of Pneumonia. See *Bacillus pneumoniae friedländerii* and *Micrococcus septicus*, Flügge. *Micrococcus* of Progressive Abscess Formation in Rabbits, Koch. Syn., *Micrococcus* de la suppuration progressive du lapin. Fr. Found in the exudates of rabbits inoculated with putrefying blood. *pg.* *Micrococcus* of Progressive Granuloma Formation. See *Micrococcus manfredii*. *Micrococcus* of Progressive Tissue Necrosis in Mice, Koch. Syn., *Micrococcus* de la nécrose progressive du tissu connective de la souris. Found in the exudates of mice inoculated with putrid blood. *pg.* *Micrococcus* of Pyemia in Rabbits, Koch. Found in the exudates of rabbits inoculated with putrefying flesh infusion. *pg.* *Micrococcus* of Rabies, Fol. See *Micrococcus lyssæ*, Neisser. *Micrococcus* of Red Sweat. See *Micrococcus hamatodes*, Babes. *Micrococcus* of S. Le M. Moore. See *Bacillus fetidus*, Liborius. *Micrococcus* of Salvioli. See *Bacillus septicus sputigenus*, Flügge. *Micrococcus* of Scarlet Fever, Pohl and Pincus. See *Micrococcus scarlatinae*. *Micrococcus* of Septicæmia in Rabbits, Koch. Syn., *Streptococcus Kochii*. *Micrococcus* de la septicémie du lapin. Fr. Found in the exudates of rabbits inoculated with putrefying flesh-infusion. *pg.* *Micrococcus* of Smallpox. See *Micrococcus variolæ et vaccinae*, Cohn. *Micrococcus* of Sputum Septicæmia. See *Bacillus septicus sputigenus*, Flügge. *Micrococcus* of Swine Plague or Hog Cholera. See *Bacillus* of swine plague, Marseilles, Rietsch and Jobert, and *Bacillus ex pneumo-enteritidis suis*, Klein. *Micrococcus* of Syphilis, Haberkorn and Marcus. Found in the white blood corpuscles in cases of syphilis. *aër.*, *osc.*, *chg.* (red). *Micrococcus* of Trachoma, Sattler and Michel. Syn., *Neisseria rebellis*. *Trachomococcus*, Ger. *Micrococcus* of Egyptian ophthalmia. Found in the secretions and nodules of the conjunctiva in cases of trachoma. *aër.*, *nlqf.*, *pg.* Researches of Baumgarten and Kartulis go to show that this form has no etiologic relation to the diseases mentioned. *Micrococcus* of Vaccinia. See *Micrococcus variolæ et vaccinae*, Cohn. *Micrococcus* of whooping cough, Letzerich. Found in the sputum in cases of whooping cough. See *Bacillus tussis convulsivæ*, Afanassiew. *Micrococcus* olearius. See *Micrococcus urinae flavus olearius*. *Micrococcus* osteomyelitis, Becker. Syn., *Micrococcus* of acute infectious osteomyelitis. See *Micrococcus pyogenes aureus*, Rosenbach. *Micrococcus* ovalis, Escherich. Found in the meconium and feces of infants. *aër.*, *facanaër.*, *nlqf.*, *ngg.* *Micrococcus* ovatus. See *Microbe* de la pébrine, Pasteur. *Micrococcus* pasteuri, Sternberg. See *Bacillus septicus sputigenus*, Flügge. *Micrococcus* petechialis. Syn., *Neisseria petechialis*. *Micrococcus* pflügeri, Ludwig. See *Photobacterium pflügeri*, Ludwig. *Micrococcus* phosphoreus, Cohn. See *Bacillus phosphoreus*, Cohn. *Micrococcus* plumosus, Bräutigam. Found in water. *aër.*, *nlqf.*, *ngg.* *Micrococcus* pneumoniae crouposæ, Sternberg. See *Bacillus septicus sputigenus*, Flügge. *Micrococcus* pneumoniae infectiosæ, Friedländer. See *Bacillus pneumoniae friedländerii*. *Micrococcus* porcellorum. Syn., *Micrococcus* bei Hepatitis enzoötica porcellorum. Ger. Found in hogs affected with hepatitis (Russia). *aër.*, *liqf.*, *pg.* *Micrococcus* prodigiosus, Cohn. See *Bacillus prodigiosus*, Ehrenberg. *Micrococcus* pseudo-cyanus, Cohn. Found in boiled potatoes exposed to air. *aër.*, *chg.* (verdigris green), *ngg.*

**Abbreviations.**—*aër.* = aerobic. *anaër.* = anaerobic. *chg.* = chromogenic. *facanaër.* = facultative anaerobic. *liqf.* = liquefactive. *monom.* = monomorphic. *mot.* = motile. *nlqf.* = non-liquefactive. *nmot.* = non-motile. *ngg.* = non-pathogenic. *obl.* = obligate. *osc.* = oscillating. *pg.* = pathogenic. *phos.* = phosphorescent. *pleom.* = pleomorphic. *sap.* = saprophytic.

Not sufficiently known. *Micrococcus psittaci*, Wolf. Syn., *Streptococcus perniciosus psittacorum*, Eberth and Wolf. *Micrococcus* of gray parrot disease. *Micrococcus* der Papageimycose. Ger. The cause of a disease of parrots resembling fowl cholera; fatal to many of the parrots imported from Guinea into Europe. *Micrococcus putridus*. A form emitting a fetid gas from gelatin when mixed with iodoform. *Micrococcus pyocyaneus*, Gessard. See *Bacillus pyocyaneus* a, Gessard. *Micrococcus pyogenes*, Rosenbach. Syn., *Streptococcus pyogenes*, *Streptococcus erysipelatos*, *Streptococcus longus*, Von Lingelsheim. *Micrococcus erysipelatis* (tos) (tosus), *Streptococcus* of pus. *Streptococcus pyogène*, Vrai *Streptococcus* de l'erysipèle, Fr., Eiterkettenkokkus, Ger., *Micrococcus* of erysipelas, Fehleisen. Found in the pus of acute abscesses, and in the skin in cases of erysipelas. aër., facanaër., nliqf., pg. *Micrococcus pyogenes albus*, Rosenbach. Syn., *Staphylococcus pyogenes albus*, Passet. *Staphylococcus epidermidis albus*, Welch. Frequently found in company with *Micrococcus pyogenes aureus*. The cause of "stitch abscesses." aër., liqf., pg. *Micrococcus pyogenes aureus*, Rosenbach. Syn., *Staphylococcus pyogenes aureus*. *Stafilococco piogeno aureo*, Ital. *Staphylococcus doré*, Fr. Gelber Traubencoccus, Ger. *Micrococcus* of infectious osteomyelitis. The species most frequently found in pus. Obtained from various suppurations, boils, anthrax, osteomyelitis, ulcerative endocarditis, phlegmon, etc. aër., facanaër., liqf., chg. (brilliant golden yellow), pg. *Micrococcus pyogenes citreus*, Passet. Syn., *Staphylococcus citreus*, Passet. *Micrococcus pyogenes flavus*. Found associated with the forms first described in acute abscesses and with *Bacillus tuberculosis*, Koch. aër., facanaër., liqf., chg. (lemon yellow), pg. Held by some to be but a variety of *Micrococcus pyogenes aureus*. *Micrococcus pyogenes tenuis*, Rosenbach. Syn., *Micrococcus rosenbachii*. Found in pus. Culture thin, varnish-like; pathogenesis not settled. Cf. *Micrococcus septicus*, Flügge. *Micrococcus pyogenes ureæ flavus*, Rörising. Found in purulent urine. Cf. *Diplococcus pyogenes ureæ*, Rörising; *Diplococcus ureæ trifolius*, Rörising. *Micrococcus pyosepticus*, Richet. Syn., *Staphylococcus pyosepticus*, Hericourt and Richet. Obtained from a carcinomatous tumor in a dog. aër., liqf., pg. Resembles *Micrococcus pyogenes albus*, Rosenbach. *Micrococcus radiatus*, Flügge. Syn., *Streptococcus radiatus*, Flügge. Found in air and water. aër., liqf., npg. *Micrococcus rheumathritidis*, Küssmaul. See *Bacillus rheumathritidis*, Küssmaul. *Micrococcus rosenbachii*. See *Micrococcus pyogenes tenuis*, Rosenbach. *Micrococcus rosettaceus*, Zimmermann. Found in water. aër., nliqf., npg. *Micrococcus roseus*, Eisenberg. Found in the sputum of a person suffering from influenza. aër., facanaër., liqf., chg. (pink), npg. *Micrococcus roseus*, Bumm. See *Diplococcus roseus*, Bumm. *Micrococcus roseus*, Maggiora, Flügge. Syn., *Neisseria rosea*. Found on the skin. aër., npg. *Micrococcus salivarius pyogenes*, Biondi. Syn., *Staphylococcus varius pyogenes*, Biondi. Found in an abscess produced in a guinea-pig by inoculation with saliva from a child affected with anginose scarlatina. aër., liqf., pg. *Micrococcus salivarius septicus*, Biondi. Obtained from animals after inoculation with saliva from a person with puerperal septicemia. aër., nliqf., pg. Cf. *Micrococcus sialosepticus*. *Micrococcus scarlatinæ*, *Micrococcus scarlatinus*, Coze

and Feltz. Syn., *Perroncilloa scarlatinosa*. *Micrococcus* of scarlet fever, Pohl and Pincus. Found in the blood on the desquamating skin, and on the palate of scarlet fever patients; resembles *Micrococcus septicus*, Flügge. Cf. *Streptococcus rubiginosus*, Edington, and *Bacillus* of scarlet fever, Croke. *Micrococcus septicus*, Cohn. See *Bacillus septiciemæ hæmorrhagica*, Sternberg. *Micrococcus septicus*, Flügge. Syn., *Streptococcus septicus*, Flügge, and *Streptococcus pyogenes*, Saccardo, *Streptococcus pneumoniae*, Weichselbaum. Found in soil. aër., nliqf., pg. *Micrococcus septopyæmicus*. Syn., *Streptococcus septopyæmicus*. Obtained from cases of phlegmonous angina and erysipelas of the larynx. aër., nliqf., pg. Resembles *Micrococcus septicus*, Flügge. *Micrococcus sialosepticus*. Found in the saliva in a case of puerperal septicemia. aër., nliqf., pg. Cf. *Micrococcus salivarius septicus*, Biondi. *Micrococcus subflavus*, Flügge, Neisser. Syn., *Neisseria subflava*. Yellowish-white micrococcus or diplococcus, Bumm. *Diplococcus jaune blanc*, Fr. Obtained from the lochia of puerperal women, and from vaginal mucus. aër., liqf., pg. *Micrococcus suis*, Burrill. See *Bacillus tardigradus*. *Micrococcus tardigradus*. See *Micrococcus flavus tardigradus*, Flügge. *Micrococcus tetragenus*, *Micrococcus tetragenus*, Gaffky. Syn., *Gaffkyia tetragenus*, Saccardo. Obtained from a cavity in the lung of a person with pulmonary tuberculosis. aër., facanaër., nliqf., pg. *Micrococcus tetragenus*, Marotta. Constantly found in small-pox vesicles and pustules. aër., liqf., pg. Produces vaccinia in calves. *Micrococcus tetragenus febris flavæ*, Finlay. Syn., *Micrococcus tetragenus versatilis*, Sternberg. Obtained from the excrements of mosquitoes which had drawn blood from yellow fever patients; also from the surface of the body in the same disease, (Sternberg). aër., liqf., chg. (lemon-yellow), npg. *Micrococcus tetragenus subflavus*, Von Besser. Found in nasal mucus. aër., facanaër. (no growth in gelatin), npg. *Micrococcus tetragenus mobilis ventriculi*, Mendosa. Found in the contents of the stomach of man. aër., nliqf., mot., npg. *Micrococcus tetragenus versatilis*, Sternberg. See *Micrococcus tetragenus febris flavæ*, Finlay. *Micrococcus toxicatus*, Burrill. Syn., *Micrococcus variolæ et vaccinae*, Cohn. *Streptococcus toxicatus*, Burrill. Found in the poison of the poison ivy, *Rhus toxicodendron*. *Micrococcus ulceris mollis*. See *Bacillus* of chancreoid, Ducrey. *Micrococcus ureæ*, Cohn. Syn., *Bacterium ureæ*, Cohn. *Streptococcus ureæ*. *Torula ureæ*, Pasteur. Found in urine, in which it produces ammoniacal fermentation. *Micrococcus ureæ*, Pasteur and Van Tieghem. Found in the air and in ammoniacal urine. aër., facanaër., nliqf., npg. Possibly the last two forms and the *Bacterium ureæ*, Jaksch, are identical. *Micrococcus ureæ liquefaciens*, Flügge. Syn., *Streptococcus aethiops*. Found in ammoniacal urine. aër., facanaër., liqf., npg. *Micrococcus urinalbus*. Syn., *Micrococcus albus urinæ*. Found in the urine in cases of pyelonephritis and cystitis. *Micrococcus urinæ albus olearius*, Doyen. Syn., *Micrococcus doyenii*. Found under the same circumstances as the last form. aër., liqf. *Micrococcus urinæ flavus olearius*, Doyen. Syn., *Micrococcus olearius*. Found in the urine of cystitis, with the two preceding forms. aër., liqf., chg. (golden-yellow). *Micrococcus urinæ major*, Doyen. Syn., *Micrococcus major*. Found in same circumstances as the three preceding forms. *Micrococcus variolæ*, *Micrococcus variolæ et vaccinae*,

Abbreviations.—aër. = aërobic. anaër. = anaërobic. chg. = chromogenic. facanaër. = facultative anaërobic. liqf. = liquefactive. monom. = monomorphic. mot. = motile. nliqf. = non-liquefactive. mmot. = non-motile. npg. = non-pathogenic. obl. = obligate. osc. = oscillating. pg. = pathogenic. phos. = phosphorescent. pleom. = pleomorphic. sap. = saprophytic.



Cohn. Syn., *Streptococcus variola*, Micrococcus of smallpox, Micrococcus of vaccinia. Obtained by Cohn, Guttman, Marotta, Hlava and others from the lymph of vaccine pustules in man and animals; by Coze and Feltz from the blood of persons affected with variola; by Cornil and Babes, in the lacunæ of the mucous bodies of variola papules; by Quist and Voigt from vaccine; (Pfeiffer and Loeff find certain ameboid or coccidian protozoans which they regard as specific; also a ferment). Cf. *Saccharomyces vaccinae*. *Micrococcus viridis flavescens*, Guttman. **Micrococcus versatilis**. Found on the skin of healthy persons, also in the liver, spleen and kidneys after death by yellow fever. Not sufficiently studied. **Micrococcus versicolor**, Flügge. Found in water. *aër.*, *nlif.*, *chg.* (yellow), *npg.* **Micrococcus vini perda**. Syn., *Streptococcus fermenti*, *Micrococcus fermenti*. Found in spoiled wine. **Micrococcus violaceus**, Cohn. Found in water. *aër.*, *nlif.*, *chg.* (violet), *npg.* **Micrococcus viridis flavescens**, Guttman. Found in the lymph of a varicella pustule. *aër.*, *nlif.*, *npg.* **Micrococcus viscosus**, Pasteur. Found in the disease of wine known as *la graisse*. **Micrococcus viticulosus**, Flügge, Katz. Found in air and water. *aër.*, *facanaër.*, *nlif.*, *npg.* **Micrococcus xanthogenicus**. *Cryptococcus xanthogenicus*, Freire. Found in cases of yellow fever. Cf. Microbe de la fièvre jaune. **Micrococque de la fermentation de l'ammoniaque**, Fr. See *Micrococcus nitrificans*, Van Tieghem. **Micrococque chromogène**, Fr. Any Chromogenic Micrococcus. **Micrococque de la mammitte gangréneuse des brebis laitères**. See *Micrococcus mastobius*, Nocard, Molleau, and Kitt. **Micrococque de la sueur rouge**. See *Micrococcus hamatodes*, Babes. **Micrococque de l'ozène**. See *Micrococcus laxenbergtii*. **Microhaloa rosea**, Kützing. See *Beggiatoa roseo-persicina*, Zopf. **Microsporon minutissimum**, Burchardt. See *Bacillus epidermidis*, Bizzozero. **Microsporon septicum**, Klebs. See *Bacillus septiciemise hemorrhagica*, Sternberg. **Microzyma bombycis**, Béchamp. See *Micrococcus bombycis*, Cohn, Beck. **Milchsäurebacillus**. See *Bacillus acidi lactici*, Hueppe. **Milk-white Micrococcus**, Bumm. See *Micrococcus albicans tardissimus*, Eisenberg. **Milk Yeast**. See *Saccharomyces lactis*, Adametz. **Miller's Bacillus**. See *Bacillus dentalis viridans*, Miller, and *Spirillum* of Miller. **Miller's Bacillus of the Intestine**. See *Bacillus aërogenes*, I, II, III, Miller. **Miller's Epsilon Bacillus**. See *Epsilon Bacillus*, Miller. **Milzbrandbacillus**. See *Bacillus anthracis*, Pollender and Davaine. **Monas prodigiosa**, Ehrenberg. See *Bacillus prodigiosus*, Ehrenberg. **Monas termo**, Müller. See *Bacillus termo*, Dujardin. **Mundhöhlebacillen**, Bacilli of the mouth. **Mycoderma aceti**, Mycoderm du vinaigre, Pasteur. See *Bacillus aceti*, Kützing. **Myconostoc gregarium**, Cohn. A spiral or crumpled condition of a filamentous schizomycete, perhaps *Cladothrix dichotoma*, Cohn. **Mycoderma cerevisiae** vi, Desm. **Mycoderma mesentericum**, Pers. **Mycoderma vini**, Pasteur. See *Saccharomyces mycoderma*, Reess. **Nasenschleim vibrio**, Weibel. See *Spirillum nasale*, Weibel. **Nassfaulebacillus**. See *Bacillus* of potato rot, Kramer. **Neapler Bacillus**. See *Bacillus neapolitanus*, Emmerich. **Neisseria albicans**. See *Micrococcus albicans amplius*, Neisser. **Neisseria citrea**. See *Micrococcus citreus conglomeratus*, Bumm. **Neisseria conglomerata**. See *Micrococcus conglomeratus*, Weichselbaum. **Neisseria**

**gonorrhæa**. See *Micrococcus gonorrhæa*, Neisser. **Neisseria lactea**. See *Micrococcus lacteus faviformis*, Neisser. **Neisseria lyssa**. See *Micrococcus lyssa*, Neisser. **Neisseria petechialis**. See *Micrococcus petechialis*, Neisser. **Neisseria rebellis**. See *Micrococcus of trachoma*, Sattler. **Neisseria rosea**. See *Micrococcus roseus*, Maggiora. **Neisseria subflava**. See *Micrococcus subflavus*, Flügge. **Neisseria tardissima**. See *Micrococcus albicans tardissimus*, Bumm. **Neisseria weichselbaumii**. See *Micrococcus intercellularis meningitidis*, Neumann and Schäffer. **Neisseria winckleri**. See *Bacillus beribericus*, Lacerda. **Nitrifying Bacillus of Winogradsky**, Nitromonas of Winogradsky. Obtained from the soil. No growth on ordinary culture media. One of the very few nitrifying ferments. **Nosema bombycis**, Nägeli. See Microbe de la pébrine, Pasteur. **Obermeier'scher Recurrensfaden**, Weigert. **Obermeier'scher Recurrensspirillum**, Engelmann. See *Spirillum obermeierii*. **Ophidomonas jenensis**, Ophidomonas sanguinea, Ehrenberg. See *Beggiatoa roseo-persicina*, Zopf. **Orchiococcus**. See *Diplococcus of Orchitis*, Hugouneng and Eraud. **Oscillaria alba**, Vaucher. See *Beggiatoa alba*, Trevisan. **Oscillaria arachnoidea**, Agardh. See *Beggiatoa arachnoidea*, Trevisan. **Oscillaria leptomitiformis**, Meneghi. See *Beggiatoa leptomitiformis*, Trevisan. **Oscillaria tigrina**. See *Beggiatoa tigrina*, Rabenhorst. **Oscillaria versatilis**, Kützing. See *Beggiatoa arachnoidea*, Trevisan. **Osteomyelitis-kokken**, Becker. See *Staphylococcus pyogenes aureus*, Ogston. **Palmella infusionum**, Ehrenberg. See *Bacillus termo*, Dujardin. **Palmella prodigiosa**, Mont. See *Bacillus prodigiosus*, Ehrenberg. **Palmellina capillorum** (Radlkoffer), Bulh. Syn., *Zoëglia capillorum*, Bulh. Found in the epidermis of the head; supposed to affect the color of the hair. **Panhystophyton ovatum**, Lebert. See Microbe de la pébrine, Pasteur. **Passet's Fäulnisbacillus**. Passet's Putrefying Bacillus of Pus. See *Bacillus pyogenes fetidus*, Passet. **Peach-colored Bacterium**, Lankester. See *Beggiatoa roseo-persicina*, Zopf. **Pediococcus acidi lactici**, Lindner. Found in hay infusion and in mash from malt. *aër.*, *facanaër.*, *nlif.*, *npg.* **Pediococcus albus**, Lindner. Found in well water. *aër.*, *ligf.*, *npg.* **Pediococcus aurantiacus**, Cohn. See *Micrococcus aurantiacus*, Cohn. **Pediococcus cerevisiae**, Balcke. Syn., *Sarcina cerevisiae*, Lindner. Found in beer and in the air of breweries. *aër.*, *facanaër.*, *nlif.*, *npg.* **Peroncitoa scarlatinosa**. See *Micrococcus scarlatina*, Pohl-Pincus. **Pfeiffer's Bacillus**. See *Bacillus capsulatus*, Pfeiffer. **Photobacterium balticum**, Fischer. Found in the waters of the Baltic. *aër.*, *ligf.*, *phos.*, *npg.* Cf. *Bacillus phosphorescens indigenus*, Fischer. **Photobacterium fischeri**, Katz. Found in the waters of the Baltic. *aër.*, *ligf.*, *phos.*, *npg.* **Photobacterium indicum**, Fischer. See *Bacillus phosphorescens*, Fischer. **Photobacterium luminosum**, Beyerinck. Syn., Bactérie lumineuse de la mer du nord. Found on many of the phosphorescent animals, crustaceous polyps, infusoria, of the North Sea. *aër.*, *ligf.*, *phos.*, *npg.* **Photobacterium pflügeri**, Ludwig. Syn., *Bacterium pflügeri*, *Micrococcus pflügeri*. Found upon butcher's meat and upon market fish. The most phosphorescent of all light-producing bacteria. *aër.*, *ligf.*, *phos.*, *npg.* **Photobacterium phosphorescens**, Fischer. See *Bacillus phosphoreus*, Cohn. **Photobacterium phosphorescens**, Cohn. Syn., *Bacterium phosphorescens*,

**Abbreviations.**—*aër.* = aerobic. *anaër.* = anaerobic. *chg.* = chromogenic. *facanaër.* = facultative anaerobic. *ligf.* = liquefactive. *monom.* = monomorphic. *mot.* = motile. *nlif.* = non-liquefactive. *nmot.* = non-motile. *npg.* = non-pathogenic. *obl.* = obligate. *oscl.* = oscillating. *pg.* = pathogenic. *phos.* = phosphorescent. *pleom.* = pleomorphic. *sap.* = saprophytic.

Cohn. Found upon fish and in sea water. *aër.*, *nlqf.*, *ng.* Pilz der blauen Milch. See *Bacillus cyanogenus*, Fuchs. Pilz der Dexträngährung. See *Leuconostoc mesenteroides*, Cienkowski. Pilz der Zahnaries. See *Leptothrix buccalis*, Robin. Pink *Bacillus* of Spreading Edema, A. B. Harris. *aër.*, *nlqf.*, *pleom.*, *chg.* (pink), *ng.* Cf. *Bacillus oedematis*, Koch. *Pleurococcus roseo-persicina*, Rabenhorst. See *Beggiatoa roseo-persicina*, Zopf. *Pneumobacillus* von Friedländer, *Pneumobacillus friedländeri*. See *Bacillus pneumoniae friedländeri*. *Pneumobacillus liquefaciens bovis*. See *Bacillus liquefaciens bovis*, Arloing. *Pneumococcus* von Fränkel. See *Bacillus septicus spitzgenus*, Flüge. *Pneumococcus*, Friedländer. *Pneumonia-coccus* of Friedländer, Sternberg. See *Bacillus pneumoniae friedländeri*. *Pneumococcus* de Fraenkel. See *Bacillus septicus spitzgenus*, Flüge. *Pneumococcenähnliche Bacillen*, Ger. See *Bacillus pseudopneumonicus*, Passet. Potato *Bacillus*. Applied to *Bacillus mesentericus fuscus*, Flüge. *Bacillus mesentericus vulgatus*, Flüge. *Bacterium mesentericus ruber*, Globig. *Pragmidiothrix multisepta*, Engler. Syn., *Beggiatoa multisepta*. Found in sea water upon crustaceans (Kieler Bucht). It is distinguished from *Beggiatoa* by the absence of sulphur grains. Prazmowski's *Bacillus* of Butyric Acid Fermentation, Prazmowski's *Buttersäurebacillus*, Ger. See *Bacillus butyricus*, Botkin, Prazmowski. *Proteus* bei Lungengangrän des Menschen, Babes. *Bacillus lethalis*, Babes. *Proteus capsulatus septicus*, *Proteus hominis capsulatus*. See *Bacillus hominis capsulatus*, Banti, Bordoni-Uffreduzzi. *Proteus lethalis*. See *Bacillus lethalis*, Babes. *Proteus mirabilis*. See *Bacillus mirabilis*, Hauser. *Proteus* of Karlinski. See *Bacillus murisepticus pleomorphus*, Karlinski. *Proteus septicus*. See *Bacillus septicus*, Pasteur. *Proteus sulfureus*. See *Bacillus sulfureus*, Lindenberg. *Proteus sulfureus* of Holochenikoff, *Proteus vulgaris*, Hauser. See *Bacillus vulgaris*, Hauser. *Proteus zenkeri*. See *Bacillus zenkeri*, Hauser. *Pseudodiphtheric Bacillus*, Löffler, Von Hoffmann, Roux, Yersin and Abbott. Found in the mucus from the pharynx and tonsils of children suffering from non-diphtheric throat affections. *Pseudodiplococcus pneumoniae*, Bonome. Obtained from the sero-fibrinous exudate of a person dead of cerebrospinal meningitis. *aër.*, *nlqf.*, *pg.* Cf. *Micrococcus meningitidis*, Neumann, and *Bacillus meningitidis purulente*, Neumann. *Pseudodembacillus*. See *Bacillus pseudoadematis*, Liborius. *Pseudorotlaufbacillus*, Ger. See *Bacillus parvus ovatus*, Löffler. *Pseudotuberkulöser Bacillus*, Ger. See *Bacillus* of pseudo-tuberculosis of rabbits, Eberth. *Rasmussenia buccalis*, Saccardo. See *Leptothrix buccalis*, Robin. *Rauschbrandbacillus*. See *Bacillus chauvoei*, Bollinger and Feser. *Recurrent-spirochæte*, Birsch-Hirschfeld. See *Spirillum obermeieri*. Red *Bacillus* of Water. See *Bacillus ruber*, Frank and Becker. *Rhinosclerombacillus*. See *Bacillus rhinoscleromatis*, Cornil and Alvarez. *Rinderpestbacillus*. See *Bacillus septicaemiae hemorrhagica*, Sternberg. Rod *Bacteria*, Bactéries en bâtonet, Fr. Rosenbach's Putrefaction Bacilli, Rosenbach's Fäulnisbacillen, Ger. See *Bacillus saprogenes*, I, II, III, Rosenbach. Roter *Bacillus* aus Wasser. See Red bacillus of water. Roter Kartoffelbacillus, Globig. See *Bacillus mesentericus ruber*, Globig. *Rotlaufbacillus*. See *Bacillus*

*erysipelatos suis*, Koch and Löffler. *Rotzbacillus*. See *Bacillus mallei*, Löffler. *Saccharomyces albicans*, Robin. Syn., *Oidium albicans*, Robin. *Saccharomyces apiculatus*, Reess. Occurs in fermented wine and beer, and, in the hot seasons, on sweet succulent fruits; in winter, in the soil beneath the trees that bear these fruits; a bottom yeast. *Saccharomyces cerevisiae*, Reess and Robin. Syn., *Cryptococcus cerevisiae*, Kützing, *Cryptococcus fermentatum*, *torula cerevisiae*, yeast plant. Under this heading are included a series of different over and under yeasts. *Saccharomyces conglomeratus*, Reess. As the result of Hansen's investigations this species has been dropped by recent writers. *Saccharomyces ellipsoideus* I, II, Hansen, a "wild" species of wine ferment, II; gives rise to the muddiness of beer. *Saccharomyces exiguus*, Hansen. Found in German yeast; acts toward sugar exactly as does *Saccharomyces marxianus*. *Saccharomyces glutinis*. Syn., *Cryptococcus glutinis*, Fersen. A pullulating yeast that forms beautiful rose-colored patches on cooked potatoes. *Saccharomyces guttulatus*, Robin. Syn., *Cryptococcus guttulatus*, Robin, Winter. *Champignon du tube digestif du lapin et autres herbivores*, Remack. Found in the esophagus, stomach and intestines of mammals, birds, and reptiles. The feces of patients suffering from tunnel anemia, or anchylostomiasis, frequently contain this species of saccharomyces. *Saccharomyces inaequalis*, a doubtful species. *Saccharomyces lactis*, Adametz. Syn., Milk-yeast. Found in milk, of which it ferments the milk-sugar. *Saccharomyces marxianus*. Found in wine; acts vigorously on saccharose, inverting and fermenting it with great activity; it also acts on dextrose. *Saccharomyces membranifaciens*. Forms a bright yellow, tough scum on beer-wort; liquefies gelatin; has no fermentative action on ordinary carbohydrates, and does not invert cane-sugar. *Saccharomyces minor*, Engel. According to Engel this is the cause of fermentation in bread. *Saccharomyces mycoderma*, Reess. Syn., *Mycoderma mesentericum*, Pers. *Mycoderma cerevisiae et vini*, Desm. *Hormiscium vini et cerevisiae*, Bonard. *Mycoderma vini*, Pasteur. *Mycoderma cerevisiae*, Trecul. Fiore del vino e della birra, Ital. Found on the surface of wine and beer, forming the so-called "flowers of wine." *Saccharomyces nebulosus*, a doubtful species. *Saccharomyces pasteurianus*, Reess. According to Hansen, this represents a group of three forms that cause disease in beer and wine. *Saccharomyces pyriformis*, Ward. Found in the fermentation of ginger-beer. A bottom yeast which develops much CO<sub>2</sub> but little alcohol; it inverts cane-sugar and ferments the products; does not ferment milk-sugar. *aër.*, *facanaër*. *Saccharomyces ruber*, Demme. Found in milk and cheese, forming red spots in the latter, and a red sediment in the former. *nlqf.* *Saccharomyces vaccinæ*, Pfeiffer. Found in the lymph of a vaccinia pustule; nothing known of its action. *Saprogenic bacillus*. Syn., *Bacille saprogène*, Fr. Any bacillus which produces putrefaction, e. g., *Bacillus saprogenes*, Rosenbach, *q. v.* *Sarcina alba*, Eisenberg. Found in air and water. *aër.*, *liqf.*, *ng.* *Sarcina aurantiaca*. Syn., Orange *Sarcina*, Koch. Found in air and water. *aër.*, *liqf.*, *chg.* (orange yellow), *ng.* *Sarcina aurea*, Macé. Found in the pulmonary exudates of a person dead of a bastard pneumonia complicated with purulent pleurisy. *aër.*, *liqf.*, *chg.* (brilliant

Abbreviations.—*aër.* = aerobic. *anaër.* = anaerobic. *chg.* = chromogenic. *facanaër.* = facultative anaerobic. *liqf.* = liquefactive. *monom.* = monomorphic. *mot.* = motile. *nlqf.* = non-liquefactive. *nmot.* = non-motile. *ng.* = non-pathogenic. *obl.* = obligate. *oscl.* = oscillating. *pg.* = pathogenic. *phos.* = phosphorescent. *pleom.* = pleomorphic. *sap.* = saprophytic.



golden yellow). *Sarcina botulina*, Van den Corput. Found in cases of poisoning with tainted sausage, (*botulismus*) and believed to be the active agent. Cf. *Bacillus* of allantiasis. *Sarcina candida*, Reinke. Found in the air of breweries. *aër.*, *liqf.*, *npg.* *Sarcina cerevisiæ*, Lindner. Syn., *Pediococcus cerevisiæ*, Balcke. Found in beer and the air of breweries. *aër.*, *facanaër.*, *nliqf.*, *npg.* *Sarcine de l'estomac*. See *Sarcina ventriculi*, Goodsir. *Sarcina flava*, De Bary. Found in beer. *aër.*, *liqf.*, *chg.* (yellow), *npg.* *Sarcina fuscescens*, Falkenheim. Found in the human stomach. *Sarcina hyalina*, Kützing. Syn., *Merismopedia hyalina*, Kützing. Found in swamps. *Sarcina intestinalis*, Zopf. Found in the intestines of chickens and turkeys, principally in the cecum. *Sarcina in the Mouth and Lungs*, Fischer. According to De Bary the original description is not sufficiently clear for comparison. *Sarcina litoralis*, Erstedt. Syn., *Merismopedia litoralis*, Rabenhorst, *Erythroconis*, Erstedt. Found in sea water; forms a thin reddish layer between decomposing algae on the shore. *Sarcina lutea*, Schröter. Found in the air, and in fungus cultures. *aër.*, *liqf.*, *chg.* (yellow), *npg.* *Sarcina minuta*, De Bary. Occurred spontaneously in a culture of sour milk on a microscopic slide; resembles *Sarcina welckeri*. *Sarcina mobilis*, Maurea. Found in old ascitic fluid. *aër.*, *liqf.*, *mot.*, *chg.* (brick-red). *Sarcina morrhuae*. Obtained from codfish. *Sarcina* of the Lungs. See *Sarcina pulmonum*, Hauser. *Sarcina* of the Urine. See *Sarcina urinæ*, Welcker. *Sarcine paludosa*, Schröter. Found in bog water. *Sarcina pulmonum*, Hauser. Syn., *Sarcina* of the lungs. *Lungen-sarcine*, Ger. Found in sputum. *aër.*, *nliqf.*, *npg.* *Sarcina reitenbachii*, Caspary. Syn., *Merismopedium reitenbachii*, Caspary—(also misprinted *Reichenbachii*). Found in fresh water on decaying plants. *Sarcina renis*, Hepworth. Found in the lungs of persons dead of pulmonary tuberculosis. *Sarcina rosea*, Menge. Found in milk and other food-stuffs. Held to be distinct from the form described by Schröter. *aër.*, *liqf.*, *chg.* (rose-red), *npg.* *Sarcina rosea*, Schröter. Found in the air. *aër.*, *liqf.*, *chg.* (intense red, giving same reaction as the pigment of *Sarcina aurantiaca*), *npg.* *Sarcina urinæ*, Welcker. Syn., *Merismopedia urinæ*, Rabenhorst. *Sarcina* of the urine; *sarcine* de la urine, Fr., Hartze. Found in the bladder; appears to be destitute of zymotic action. *Sarcina ventriculi*, Goodsir. Syn., *Sarcine de l'estomac*, Fr. *Harn-sarcine*, Ger. Common in the stomach of man and animals. De Bary finds two forms side by side, but offers no information as to their genetic relations. *aër.*, *nliqf.*, *npg.* *Sarcina welckeri*, Rossmann. Repeatedly found in the human bladder and voided for months at a time in the urine, which is usually abnormally rich in phosphates, the patient retaining good health. *Scheidenbacillus*. See *Bacillus vaginalis*, Döderlein. *Scheutzia laughlini*. Syn., *Micrococcus* of Dengue, *Staphylococcus* of Dengue, Dengue *Micrococcus*. Found in the blood of patients suffering from dengue. Pathogenetic relations not determined. *Schweinerotlaufbacillus*. See *Bacillus erysipellatos suis*, Koch. *Septischer Erdbacillus*. See *Bacillus septicus agrigenus*, Nicolaier. *Septischer Sputumbacillus*. See *Bacillus septicus sputigenus*, Flügge. *Smegma bacillus*. See *Bacillus* of the Smegma. *Sphærococcus acidilactici*, Marpmann. Found in fresh cow's milk. *aër.*, *nliqf.*, *npg.* *Sphærotilus*

*natans*, Kützing, Saccardo. Syn., *Leptothrix natans*. Found in running and stagnant water. Old portions yellowish, younger portions colorless. *Spirille du choléra*. See *Spirillum cholerae asiaticæ*, Koch. *Spirille du mucus nasal*. See *Spirillum nasale*, Weibel. *Spirillo colerogeno di Koch*, Ital. See *Spirillum cholerae asiaticæ*, Koch; *Spirillum amyliferum*, Van Tieghem. Found in water. Forms granulose at certain developmental stages; gives the blue reaction with iodine. Cf. *Bacillus butyricus*, Prazmowski. *Spirillum anserum*. Syn., *Spirochæta anserina*, Sakharoff. Found in the blood of geese affected with a fatal form of septicemia due to this microbe. A disease prevalent in the swampy regions of Caucasia. *aër.*, *mot.*, *pg.* (not for chickens). *Spirillum a* of Weibel. See *Spirillum saprophiles a*, Weibel. *Spirillum attenuatum*, Warming. Found in sea water. *Spirillum aureum*. Syn., *Vibrio aureus*, Weibel. Found in the air and the slime of sewers. *aër.*, *nliqf.*, *nmot.*, *chg.* (golden yellow), *npg.* *Spirillum β* of Weibel. See *Spirillum saprophiles β*, Weibel. *Spirillum cholerae asiaticæ*, Koch. Syn., *Spirillum cholerae*. *Spirillum* of cholera, *Bacillus* of cholera, *Comma bacillus* of Koch, *Spirille du choléra*, *Bacille du choléra*, *Bacille en virgule*, *Bacille virgula cholérégène*, Fr. *Bacillo a virgola*, *Bacillo virgulate*, Ital. Found in the discharges of cholera patients and in the intestines of cholera cadavers. *aër.*, *facanaër.*, *liqf.*, *mot.*, *pg.* *Spirillum concentricum*, Kitasato. Found in putrefying blood. *aër.*, *nliqf.*, *mot.*, *npg.* *Spirillum denticola*, Miller; or, *Spirillum dentium*, Arnt. Syn., *Spirochæta denticola*, *Spirochæta dentium*. Found under the margins of the gums in the mouths of healthy persons; biologic characters unknown, as it does not thrive in culture fluids. *Spirillum endoparagogenicum*, Sorokin. Found in a glairy liquid exuding from a poplar tree. *Spirillum finkleri*, *Spirillum Finkler-Prior*. Syn., *Vibrio proteus*. *Bacillus von Finkler-Prior*, *Bacillus Epsilon von Miller*. Found in the feces of persons affected with cholera nostras, after allowing the discharge to stand for some time. *aër.*, *facanaër.*, *liqf.*, *mot.* Pathogenetic relation not confirmed. *Spirillum flavescens*. Syn., *Vibrio flavescens*, Weibel. Found in the slime of sewers. *aër.*, *nliqf.*, *nmot.*, *chg.* (yellowish-green), *npg.* *Spirillum flavum*. Syn., *Vibrio flavescens*, Weibel. Found in the slime of sewers. *aër.*, *nliqf.*, *nmot.*, *chg.* (ocher yellow), *npg.* *Spirillum jenensis*, Ehrenberg. Syn., *Ophidomonas jenensis*, Ehrenberg. A doubtful species. *Spirillum leucomelænum*, Perty. Found in water containing decaying algae. *Spirillum linguæ*. Syn., *Vibrio lingualis*, Zungenbelagvibrio, Weibel. Found in the deposit on the tongue of a mouse, after inoculation. *aër.*, *facanaër.*, *nliqf.*, *nmot.*, *npg.* (for mice). *Spirillum litorale*, Warming. Syn., *Vibrio spirillum*, Müller; *Melunella spirillum*, Borg. Found in bog water. *Spirillum metschnikovi*. Syn., *Vibrio metschnikovi*, Gameleia. Found in the intestinal contents of chickens affected, in Russia, with an epidemic infectious disease resembling fowl cholera. *aër.*, *facanaër.*, (*?*) *liqf.*, *mot.*, *pg.* *Spirillum nasale*. Syn., *Vibrio nasale*, Weibel. *Nasenschleimvibrio*, Ger. *Spirille du mucus nasale*, Fr. Found in nasal mucus. *aër.*, *facanaër.*, *nliqf.*, *nmot.*, *npg.* *Spirillum obermeieri*, Cohn. Syn., *Spirochæta obermeieri*. *Spirillum* of relapsing fever. *Recurrentspirochæte*, *Obermeier'scher Recurrensfaden*, Weigert, *Obermeier'scher Recurrentspirillum*, Engel. Found in the blood

**Abbreviations.**—*aër.* = aerobic. *anaër.* = anaerobic. *chg.* = chromogenic. *facanaër.* = facultative anaerobic. *liqf.* = liquefactive. *monom.* = monomorphic. *mot.* = motile. *nliqf.* = non-liquefactive. *nmot.* = non-motile. *npg.* = non-pathogenic. *obl.* = obligate. *oscl.* = oscillating. *pg.* = pathogenic. *phos.* = phosphorescent. *pleom.* = pleomorphic. *sap.* = saprophytic.

of persons affected with relapsing fever. *aër.*, *mot.* (efforts to cultivate thus far unsuccessful), *pg.* *Spirillum* of Asiatic cholera. *Spirillum* of cholera. See *Spirillum cholerae asiatica*, Koch. *Spirillum* of Denecke. See *Spirillum tyrogenum*, Denecke. *Spirillum* of Finkler and Prior. See *Spirillum junkleri*. *Spirillum* of Miller. Syn., Miller's bacillus. Found in carious teeth. *aër.*, *facanaër.*, *liqf.*, *mot.*, *npg.* *Spirillum* of Relapsing Fever. See *Spirillum obermeieri*, Cohn. *Spirillum* of Smith. Found in the intestines of swine. *aër.*, *nlif.*, *mot.*, *npg.* *Spirillum* plicatile, Dujardin. Syn., *Spirochæte plicatilis*, Ehrenberg; *Spirulina plicatilis*, Cohn. Found in water containing decomposing algæ. Biologic characters undetermined. *Spirillum roseaceum*. Observed upon excrement in water. *aër.*, *chg.* (red), *npg.* *Spirillum rosenbergii*, Warming. Found in brackish water. Contains refractive sulphur grains. *aër.*, *mot.* *Spirillum roseum*, Macé. Found in a tube culture of blennorrhagic pus. *aër.*, *nlif.*, *mot.*, *chg.* (rose-red), *npg.* *Spirillum rubrum*, von Esmarch. Obtained from the putrefying body of a mouse. *aër.*, *facanaër.*, *nlif.*, *mot.*, *chg.* (pink), *npg.* *Spirillum rufum*, Perty. Found in cistern water. *aër.*, *mot.*, *chg.* (rose-red), *npg.* *Spirillum rugula*, Müller. Syn., *Vibrio rugula*. Found in swamp water and frequently in the alimentary canal, on the teeth, etc. *aër.*, *facanaër.*, *mot.*, *npg.* According to Prazmowski this species gives rise to decomposition of cellulose. *Spirillum sanguineum*. See *Beggiatoa roseopersicina*, Zopf. *Spirillum saprophiles*  $\alpha$  of Weibel. Syn., *Vibrio saprophiles*  $\alpha$  of Weibel. Found in rotting hay infusion and in the slime of sewers. *aër.*, *nlif.*, *mot.*, *npg.* *Spirillum saprophiles*  $\beta$  of Weibel. Syn., *Vibrio saprophiles*  $\beta$ , Weibel. Found in rotting hay infusion. *aër.*, *nlif.*, *mot.*, *npg.* *Spirillum saprophiles*  $\gamma$  of Weibel. Syn., *Vibrio saprophiles*  $\gamma$ , Weibel. Found in the slime of sewers. *aër.*, *nlif.*, *mot.*, *npg.* *Spirillum serpens*, Müller. Syn., *Vibrio serpens*, Müller. Found in stagnant water containing decaying plants, etc. Biologic characters not determined. *Spirillum sputigenum*, Miller. Common in the neglected mouths of healthy persons. Does not grow on culture media. *Spirillum tenue*, Ehrenberg. Found in putrefying plant infusions. Biologic characters undetermined. *Spirillum tyrogenum*, Denecke. Syn., *Bacille* de Denecke, Fr. *Bacillus* von Denecke, Käsespirillum, Ger. *Spirillum* of Denecke, *Bacillus* of cheese, Denecke's cheese spirillum. Found in old cheese. *aër.*, *facanaër.*, *liqf.*, *mot.*, *pg.* (for guinea pigs). *Spirillum undula*, Cohn, Müller. Syn., *Vibrio undula*, Müller; *Vibrio prolifer*, Ehrenberg. Found in zoëglea masses in swamp water, vegetable infusions, etc. *aër.*, *mot.*, *npg.* *Spirillum violaceum*, Warming. Found in brackish water; cell contents violet, with a few sulphur grains. *Spirillum volutans*, Ehrenberg. Syn., *Vibrio spirillum*, Müller; *Melunella spirillum*, Borg. Found in infusions and in bog water. Biologic characters undetermined. *Spirochæte anserina*, Sakharoff. See *Spirillum anserum*. *Spirochæte denticola*, Miller. *Spirochæte dentium*, Arnt. See *Spirillum dentium*. *Spirochæte obermeieri*. See *Spirillum obermeieri*, Cohn. *Spirochæte plicatilis*, Ehrenberg. See *Spirillum plicatile*, Dujardin. *Spiromonas cohnii*, Warming. Found in foul water. *Spiromonas volubilis*, Pertz. Found in putrefy-

ing infusions and in bog water. *Sporonema gracile*. See *Bacillus virens*, Van Tieghem. *Sputumbacillus*, Ger. See *Bacillus septicus sputigenus*, Flügge. *Stafilococco piogeno aureo*, Ital. See *Micrococcus pyogenes aureus*, Rosenbach. *Staphylococcus albus liquefaciens*, Escherich. Syn., White liquefying staphylococcus. Found in the alvine discharges of healthy infants. *aër.*, *liqf.*, *npg.* *Staphylococcus biskræ*. See *Micrococcus* of Heydenreich. *Staphylococcus cereus albus*, Passet. See *Micrococcus cereus albus*, Passet. *Staphylococcus cereus aureus*, Schröter and Winkler. See *Micrococcus cereus aureus*, S. and W. *Staphylococcus cereus flavus*, Passet. See *Micrococcus cereus flavus*, Passet. *Staphylococcus citreus*. See *Micrococcus citreus*, List. *Staphylococcus epidermidis albus*, Welch. See *Micrococcus pyogenes albus*, Rosenbach. *Staphylococcus pulvis*. See *Micrococcus pulvis*, Cohn. *Staphylococcus* of Dengue, McLaughlin. See *Scheutzia lauhglini*. *Staphylococcus* of pemphigus, De Michele. Obtained from the skin, kidney and spleen of a case of pemphigus chronica. *Staphylococcus passetti*. See *Micrococcus cereus flavus*, Passet. *Staphylococcus pyogenes albus*, Rosenbach. See *Micrococcus pyogenes albus*, Rosenbach. *Staphylococcus pyogenes aureus*, Ogston, Becker. Syn., *Staphylococco piogeno aureo*, Ital. See *Micrococcus pyogenes aureus*, Rosenbach. *Staphylococcus pyogenes citreus*, Passet. See *Micrococcus pyogenes citreus*, Passet. *Staphylococcus pyosepticus*, Hericourt and Richet. See *Micrococcus pyosepticus*, Richet. *Staphylococcus salivarius pyogenes*, Biondi. See *Micrococcus salivarius pyogenes*, Biondi. *Staphylococcus viridis flavescens*, Guttmann. Syn., *Micrococcus* of chicken-pox. Found in the vesicles of varicella. *aër.*, *nlif.*, *chg.* (greenish yellow), *npg.* *Streptococcus acidilactici*, Grotenfeldt. Found in coagulated milk in Finland. *anaër.* (not strictly), *nlif.*, *npg.* *Streptococcus aethiebus*. See *Micrococcus ureæ liquefaciens*, Flügge. *Streptococcus albus*, Maschek. Syn., *Weisser Streptococcus*, Ger. Found in hydrant water (Freiburg). *aër.*, *liqf.*, *npg.* *Streptococcus aphicola*, Hallier. See *Streptococcus* of *eczema epizootica*, Schottelius. *Streptococcus articulorum*, Löffler. Syn., *Micrococcus* of diphtheria. Obtained from the affected mucous membrane in cases of diphtheria. Possibly a variety of *Micrococcus pyogenes*. *pg.* (for mice). *Streptococcus bombycis*. See *Micrococcus bombycis*, Cohn. *Streptococcus brevis*, Von Lingselsheim. Obtained from normal human saliva. *aër.*, *facanaër.*, *nlif.*, *npg.* *Streptococcus cadaveris*, Sternberg. Found in the liver of a yellow-fever cadaver. *aër.*, *facanaër.*, *nlif.*, *npg.* Probably identical with the preceding species. *Streptococcus cinnabareus*. See *Micrococcus cinnabareus*, Flügge. *Streptococcus coli gracilis*, Escherich. Found in the feces of healthy children living on a meat diet. *aër.*, *facanaër.*, *liqf.*, *npg.* *Streptococcus conglomeratus*, Kurth. Obtained from cases of scarlet fever. *pg.* (for mice). *Streptococcus coronatus*, Flügge. See *Micrococcus coronatus*, Flügge. *Streptococcus coryzae contagiosa equorum*, Schütz. Syn., *Streptococcus* der Druse des Pferdes. *Bacterium* der Brustseuche des Pferdes, Ger. *Bacterium* of infectious pneumonia in the horse. Found in the pus from diseased lymphatic glands in horses suffering with infectious pneumonia, the disease being known in Germany as Druse des Pferdes. *aër.*, *facanaër.*, *pg.* (for horses and mice),

Abbreviations.—*aër.* = aerobic. *anaër.* = anaerobic. *chg.* = chromogenic. *facanaër.* = facultative anaerobic. *liqf.* = liquefactive. *monom.* = monomorphic. *mot.* = motile. *nlif.* = non-liquefactive. *nmot.* = non-motile. *npg.* = non-pathogenic. *obl.* = obligate. *oscl.* = oscillating. *pg.* = pathogenic. *phos.* = phosphorescent. *pleom.* = pleomorphic. *sap.* = saprophytic.



*npg.* (for rabbits, guinea pigs and pigeons). *Streptococcus des Gelenkrheumatismus*, Leyden. See *Bacillus rheumathritidis*, Kussmaul. *Streptococcus endocarditicus*. See *Micrococcus endocarditicus rugatus*, Weichselbaum. *Streptococcus erysipelatis* (*erysipelatos*), Fehleisen. See *Micrococcus pyogenes*, Rosenbach. *Streptococcus fermenti*. See *Micrococcus viniperda*. *Streptococcus giganteus urethræ*, Lustgarten and Manneberg. Found in the healthy human urethra. *aër.*, *npg.* *Streptococcus havaniensis*, Sternberg. Found in the acid vomit of a yellow-fever patient. Biologic characters undetermined. *Streptococcus insectorum*, Burrill. See *Micrococcus insectorum*, Burrill. *Streptococcus kochii*. See *Micrococcus* of septicemia in rabbits, Koch. *Streptococcus lanceolatus pasteurii*, Gamaléia. See *Bacillus septicus sputigenus*, Flügge. *Streptococcus liquefaciens*, Sternberg. Obtained from the intestines and livers of yellow-fever cadavers. *aër.*, *facanaër.*, *liqf.*, *npg.* *Streptococcus longus*, von Lingsheim. See *Micrococcus pyogenes*, Rosenbach. *Streptococcus lucæ*. See *Micrococcus ulceris mollis*. *Streptococcus manfredii*. See *Micrococcus manfredii*. *Streptococcus meningitidis*. See *Micrococcus intercellularis meningitidis*, Naumann and Schäffer. *Streptococcus monomorphus*, Bujwid, Heryng. Found in benign pharyngeal ulcers. *npg.* *Streptococcus morbillosus*. See *Micrococcus* of measles. *Streptococcus nocardi*. See *Micrococcus mastobius*, Nocard. *Streptococcus ochroleucus*. See *Micrococcus ochroleucus*, Prove and Legrain. *Streptococcus of Bonome*. Obtained from the exudations in the cerebro-spinal meninges and from hemorrhagic extravasations in the lungs, in cases of epidemic cerebro-spinal meningitis. *pg.* (for white mice and rabbits). *Streptococcus of granuloma fungoides*, Rindfleisch and Auspitz. See *Streptococcus* of mycosis fungoides. *Streptococcus of Manneberg*. Obtained from the urine in cases of acute nephritis. *aër.*, *facanaër.*, *liqf.*, *pg.* (for dogs and rabbits). *Streptococcus of mastitis* in cows. See *Micrococcus mastobius*, Nocard and Mollereau. *Streptococcus of mycosis fungoides*. *Streptococcus of granuloma fungoides*, Rindfleisch and Auspitz. Found in the capillaries and subcutaneous tissue in the parts affected by this disease. Not sufficiently investigated. *Streptococcus of pus*. See *Micrococcus septicus*, Flügge. *Streptococcus perniciosus psittacorum*, Eberth and Wolf. See *Micrococcus psittaci*, Wolf. *Streptococcus pneumoniae*, Weichselbaum. See *Micrococcus pyogenes*, Flügge. *Streptococcus putrefaciens*. *Micrococcus* of putrefaction. Refers to any one of the many micrococci found in putrefying substances. *Streptococcus pyogenes*, Rosenbach. See *Micrococcus pyogenes*, Rosenbach. *Streptococcus pyogenes*, Saccardo. See *Micrococcus septicus*, Flügge. *Streptococcus pyogenes maligni*, Krause and Flügge. Found in necrotic masses in a leukemic spleen. *pg.* (for mice and rabbits). *Streptococcus pyogenes ureæ*, Rösing. Found in purulent urine. Cf. *Micrococcus pyogenes ureæ flavus*, Rösing. *Streptococcus radiatus*. See *Micrococcus radiatus*, Flügge. *Streptococcus rubiginosus*, Edington. Found in cases of scarlatina. *npg.* Does not appear till late in the disease. *Streptococcus seiferti*. See *Micrococcus influenzae*, Letzerich. *Streptococcus septicus*, Flügge. See *Micrococcus septicus*, Flügge. *Streptococcus septicus liquefaciens*, Babes. Obtained from the blood and viscera of a child who died of septicemia

following scarlatina. *aër.*, *liqf.*, *pg.* (for mice and rabbits). *Streptococcus septypæmicus*. See *Micrococcus septypæmicus*, Biondi. *Streptococcus toxicatus*. See *Micrococcus toxicatus*, Burrill. *Streptococcus ureæ*. See *Micrococcus ureæ*, Cohn. *Streptococcus ureæ rugosus*, Rösing. Found in urine. *Streptococcus variolæ*. See *Micrococcus variolæ et vaccinæ*, Cohn. *Streptococcus vermiformis*, Maschek. Syn., wurmförmiger *Streptococcus*, Ger. Found in hydrant water (Freiburg). *aër.*, *liqf.*, *npg.* *Streptococcus de l'érésipèle*, *Streptococcus pyogène vrai*. See *Micrococcus septicus*, Flügge. *Streptococcus puerpérale*, Doléris. See *Bacillus puerpéralis*, Engel and Spillman. *Streptococcus of Eczema epizootica*, Schottelius. Syn., *Streptococcus aphthicola*, Hallier. *Micrococcus* of foot-and-mouth disease. *Micrococcus* der Maul- und Klauenseuche, Ger., *Micrococco del afta epizootica*, Ital. Found in vesicular eruptions about the mouth and feet of cattle, pigs and sheep. Communicable to man. *aër.*, *facanaër.* Pathogenesis not fully settled. Cf. *Bacillus* of ulcerative stomatitis of calves. *Streptothrix fæsteri*, Cohn. See *Cladothrix fæsteri*, Cohn. Swine Plague Schizophyte, Detmers. See *Bacillus* of swine plague, Marseilles, Rietsch and Jobert. Syphilis *Bacillus*. See *Bacillus syphilidis*, Lustgarten. Syphilis *Bacillus* of Eve and Lingard. Obtained in cultures from the blood and diseased tissues of syphilitics who have not undergone mercurial treatment. *aër.*, *chg* (pale yellow or brown). Pathogenetic relations not settled. Not stained by Lustgarten's method; capable of development on blood-serum. Tetanus *Bacillus*. See *Bacillus tetani*, Nicolaier. *Thiothrix nivea*. See *Beggiatoa nivea*, Rabenhorst. *Thiothrix tenuis*, Winogradsky. Found in sulphur springs. *Thiothrix tenuissima*, Winogradsky. Found in sulphur springs. *Torula cerevisiæ*. See *Saccharomyces cerevisiæ*, Reess and Robin. *Torula ureæ*, Pasteur. See *Micrococcus ureæ*, Cohn. *Trachomococcus*, Ger. See *Micrococcus* of Trachoma, Sattler and Michel. *Tripper-coccus*, Ger. See *Micrococcus gonorrhææ*, Neisser. *Trommelschlägerbacillus*, Ger. See *Bacillus putrificus coli*, Bienstock. *Tubercle-bacillus*. See *Bacillus tuberculosis*, Koch. *Typhus bacillus*. See *Bacillus typhi abdominalis*, Eberth. *Tyrothrix catenula*, Duclaux. See *Bacillus catenula*, Duclaux. *Tyrothrix claviformis*, Duclaux. See *Bacillus claviformis*, Duclaux. *Tyrothrix distortus*, Duclaux. See *Bacillus distortus*, Duclaux. *Tyrothrix filiformis*, Duclaux. See *Bacillus filiformis*, Duclaux. *Tyrothrix geniculatus*, Duclaux. See *Bacillus geniculatus*, Duclaux. *Tyrothrix scaber*, Duclaux. See *Bacillus scaber*, Duclaux. *Tyrothrix tenuis*, Duclaux. See *Bacillus tenuis*, Duclaux. *Tyrothrix turgidus*, Duclaux. See *Bacillus turgidus*, Duclaux. *Tyrothrix urocephalus*, Duclaux. See *Bacillus urocephalus*, Duclaux. *Tyrothrix virgula*, Duclaux. See *Bacillus virgula*, Duclaux. *Ulvina aceti*, Kützing. See *Bacillus aceti*, Kützing. *Urobacillus duclauxi*, Miquel. Found in sewage and river water. *aër.*, *facanaër.*, *mot.*, *liqf.* Pathogenesis not determined. *Urobacillus freudenreichii*, Miquel. Obtained from air, dust, sewage. *aër.*, *liqf.*, *mot.* Pathogenesis not determined. *Urobacillus maddoxi*, Miquel. Obtained from sewage and river water. *aër.*, *liqf.*, *mot.* Pathogenesis not determined. *Urobacillus pasteurii*, Miquel. Obtained from decomposing urine. *aër.*, *liqf.*, *mot.* Pathogenesis not

Abbreviations.—*aër.* = aerobic. *anaër.* = anaerobic. *chg.* = chromogenic. *facanaër.* = facultative anaerobic. *liqf.* = liquefactive. *monom.* = monomorphic. *mot.* = motile. *nlqf.* = non-liquefactive. *nmot.* = non-motile. *npg.* = non-pathogenic. *obl.* = obligate. *oscl.* = oscillating. *pg.* = pathogenic. *phos.* = phosphorescent. *pleom.* = pleomorphic. *sap.* = saprophytic.

determined. *Urobacillus schützenbergii*, Miquel. Obtained from sewage and river water. *aër.*, *liqf.*, *mot.* Pathogenesis not determined. Verflüssigender *Bacillus* aus Wasser, Ger. Liquefying bacillus of water. See *Bacillus aquaticus liquefaciens*, Pokrowsky. *Vibrio aureus*, Weibel. See *Spirillum aureum*. *Vibrio bacillus*, Müller, Ehrenberg. See *Bacillus ulna*, Cohn. *Vibrio cholerae*. See *Spirillum cholera asiatica*, Koch. *Vibrio cyanogenus*, Ehrenberg. See *Bacillus cyanogenus*, Fuchs. *Vibrio flavescens*, Weibel. See *Spirillum flavescens*, Weibel. *Vibrio flavus*, Weibel. See *Spirillum flavum*, Weibel. *Vibrio lineola*, Müller and Ehrenberg. See *Bacterium lineola*, Cohn. *Vibrio lingualis*. See *Spirillum linguae*, Weibel. *Vibrio metschnikovi*, Gamaleia. See *Spirillum metschnikovi*, Gamaleia. *Vibrio nasalis*, Weibel. See *Spirillum nasale*, Weibel. *Vibrio proteus*. See *Spirillum finkleri*. *Vibrio rugula*, Müller. See *Spirillum rugula*, Müller. *Vibrio saprophiles*  $\alpha$ , Weibel. See *Spirillum saprophiles*  $\alpha$ , Weibel. *Vibrio saprophiles*  $\beta$ , Weibel. See *Spirillum saprophiles*  $\beta$ , Weibel. *Vibrio saprophiles*  $\gamma$ , Weibel. See *Spirillum saprophiles*  $\gamma$ , Weibel. *Vibrio serpens*, Müller. See *Spirillum serpens*, Müller. *Vibrio syncyanus*, Ehrenberg. See *Bacillus cyanogenus*, Fuchs. *Vibrio synxanthus*, Ehrenberg. See *Bacillus synxanthus*, Ehrenberg and Schröter. *Vibrio tremulans*, Ehrenberg. See *Bacterium lineola*, Cohn. *Vibrio undula*, Müller. See *Spirillum undula*, Müller. *Vibrio Xanthogenus*, Fuchs. *Bacillus synxanthus*, Ehrenberg and Schröter. *Vibron butyrique*, Pasteur. See *Bacillus butyricus*, Prazmowski. *Vibron septique*. See *Bacillus oedematis maligni*, Koch. Violet *Bacillus*. See *Bacillus janthinus*, Zopf. Violetter *Bacillus* aus Wasser, Ger. See *Bacillus violaceus*, Becker. Wasserbacillen, Wasserbakterien, Ger. Bacilli and bacteria of water. Weisser *Bacillus* aus Wasser. Ger. See *Bacillus albus*, Becker. Weisser *Streptococcus*, Ger. See *Streptococcus albus*, Maschek. White *Bacillus* of Water. See *Bacillus albus*, Becker. White Liquefying *Staphylococcus*. See *Staphylococcus albus liquefaciens*, Escherich. Wunderblut, Ger. See *Bacillus prodigiosus*, Ehrenberg. Wurzelbacillus, Ger. See *Bacillus ramosus*, Eisenberg. Wurzelbacillus aus Erde. See *Bacillus mycoides*, Flüge. Xerosebacillus, Ger. See *Bacillus* of xerosis epithelialis conjunctivae, Leber. Yellowish-white *Micrococcus*, Bumm. See *Micrococcus subflavus*, Flüge. Ziegelroter *Bacillus*, Adametz. See *Bacillus latericus*, Eisenberg. Zoöglæa capillorum, Buhl. See *Palmella capillorum*, Radlkofer. Zoöglæa termo, Müller, Cohn. See *Bacillus termo*, Dujardin. Zoöglæa ramigera. A tree-like variety of *Cladotrix dichotoma*, q. v. Zoögalactina imetropa, Sette. See *Bacillus prodigiosus*, Ehrenberg. Zungenbelagvibrio, Ger. See *Spirillum linguae*, Weibel.

**Bacteriaceæ** (*bak-te-re-ä'-se-e*) [*βακτηρίων*, a little stick]. A group or order of microscopic fungi; the same as *Schizomycetes*.

**Bacterial** (*bak-te'-re-al*) [*βακτηρίων*, a little stick]. Resembling or of the nature of bacteria.

**Bactericidal** (*bak-te-ris-id'-al*) [*βακτηρίων*, a little stick; *cædere*, to kill]. Destructive to bacteria.

**Bactericide** (*bak-te'-ris-id*) [*βακτηρίων*, a little stick; *cædere*, to slay]. 1. Destructive to bacteria. 2. An agent that destroys bacteria.

**Bacteridium** (*bak-ter-id'-e-un*) [*βακτήριον*, a little stick; *pl.*, *Bacteridia*]. According to Davaine, a genus of Bacteriaceæ characterized by immobility of the elements at all periods of their existence. The distinction does not now obtain.

**Bacteriemia** (*bak-te-re-e'-me-ah*) [*βακτηρίων*, a little stick; *αἷμα*, blood]. The presence of bacteria in the blood.

**Bacterioid** (*bak-te'-re-oid*) [*βακτήριον*, a little stick; *ειδος*, form]. Applied to certain microorganisms flourishing in and around the roots of leguminous plants, assisting in the accumulation of nitrogen, and giving rise to tubercles. They may be cultivated in artificial media like ordinary bacteria. (Brunchoist, Nobbe, etc.)

**Bacteriologist** (*bak-te-re-ol'-o-jist*) [*βακτήριον*, a little stick; *λόγος*, science]. One who makes a special study of bacteriology.

**Bacteriology** (*bak-te-re-ol'-o-jé*) [*βακτήριον*, a little stick; *λόγος*, science]. That department of science that is concerned with the study of bacteria.

**Bacterio-protein** (*bak-te-re-o-pro'-te-in*) [*βακτήριον*, a little stick; *πρώτος*, first]. A protein contained in bacteria.

**Bacterio-purpurin** (*bak-te-re-o-per'-pu-rin*) [*βακτήριον*, a little stick; *purpura*, purple]. A peach-colored pigment found by Lankester in the protoplasm of *Beggiatoa roseo-persicina*. It is insoluble in water, alcohol, chloroform, ammonia, acetic and sulphuric acids, etc.

**Bacterioscopic** (*bak-te-re-o-skop'-ik*) [*βακτήριον*, a little stick; *σκοπεῖν*, to view]. Pertaining to bacterioscopy.

**Bacterioscopy** (*bak-te-re-os'-ko-pe*) [*βακτήριον*, a little stick; *σκοπεῖν*, to inspect]. The microscopic study of bacteria.

**Bacterio-therapeutic** (*bak-te-re-o-ther-ap-u'-tik*) [*βακτήριον*, a little stick; *θεραπεία*, treatment]. Relating to bacterio-therapy.

**Bacteriotherapy** (*bak-te-re-o-ther'-ap-e*) [*βακτήριον*, a little stick; *θεραπεία*, treatment]. The treatment of disease by the introduction of bacteria into the system.

**Bacterious** (*bak-te'-re-us*) [*βακτήριον*, a little stick]. Bacterial.

**Bacterium** (*bak-te'-re-un*) [*βακτήριον*, a little stick; dim. of *βακτηρία*, a stick, staff: *pl.*, *Bacteria*]. 1. A term used to distinguish in a general way some of the simplest microscopic fungi, the *Bacteriaceæ*, Fission-fungi, or Schizomycetes, and other closely allied microbes. 2. A genus of short, cylindrical, motile Fission-fungi.

**Bacteriuria** (*bak-te-re-u'-re-ah*) [*βακτήριον*, a little stick; *οὔρον*, urine]. The presence of bacteria in the urine.

**Bacteroid** (*bak'-ter-oid*) [*βακτήριον*, a little stick; *ειδος*, form]. Resembling bacteria.

**Bad Disorder**. Synonym of *Syphilis*.

**Badal's Operation**. See *Operations*, Table of.

**Bader's Operations**. See *Operations*, Table of.

**Badiaga** (*bah-de-ah'-gah*) [Rus., *badyaga*]. A Russian fresh-water sponge, *Spongia lacustris*, valued as a discutient and as a remover of the marks of bruises. Unof.

**Badian** (*ba'-de-an*) [*badiūs*, bay]. The Star-anise. See *Illicium*.

**Baer's Law**. See *Law*. **B. Operations**. See *Operations*, Table of. **B. Plane**. See *Plane*.

**Bag** (*bag*) [AS., *baig*]. 1. A sac. 2. The scrotum. **B., Barnes's**. See *Barnes's Dilators*. **B., Politzer's**, a soft rubber bag for inflating the internal ear. **B. of**

**Abbreviations.**—*aër.* = aërobic. *anaër.* = anaërobic. *chg.* = chromogenic. *facanaër.* = facultative anaërobic. *liqf.* = liquefactive. *monom.* = monomorphic. *mot.* = motile. *nlqf.* = non-liquefactive. *nmot.* = non-motile. *npg.* = non-pathogenic. *obl.* = obligate. *oscl.* = oscillating. *pg.* = pathogenic. *phos.* = phosphorescent. *pleom.* = pleomorphic. *sap.* = saprophytic.



- Waters**, the fetal membranes enclosing the liquor amnii, projecting through the *os uteri* early in labor. The sac usually ruptures when the cervix is dilated.
- Bagnio** (*ban'-yo*) [It., *bagno*]. 1. A house of prostitution. 2. A bath-house.
- Bailey's Flask**. In dentistry, an apparatus for making metal dies. It consists of two semi-elliptical rings of iron—one nearly straight, the other a truncated cone with four keys—jointed so as to fit together. The straight ring is used as a casting-box for the sand as well as a form for the lead; the other gives the proper shape to the zinc.
- Baillarger's Lines**. See *Lines*, *Table of*. **B. Streak**. Same as *Baillarger's Lines*.
- Bain-Marie** (*bān-mah-re'*) [Fr.]. An instrument for immersing solutions, microorganisms, etc., in water or chemical solutions, thus keeping them at a desired temperature.
- Bain's Method**. See *Treatment, Methods of*; also *Artificial Respiration*.
- Bakers' Itch**. An eczematous affection of the hands, caused by the irritation of the yeast. **B. Salt**, a synonym of smelling salts, or the subcarbonate of ammonia; it is sometimes used by bakers in leavening cakes.
- Baker's Leg**, knock-knee, or *genu valgum*. **B. Operations**. See *Operations, Table of*. **B. Pins**, heavy pins used to hold bone surfaces in apposition after resection of a joint.
- Balance** (*bal'-ans*) [*bilanx*, a balance]. 1. A device or apparatus for weighing; an indispensable adjunct of the art of pharmacy. 2. The harmonious adjustment of corresponding parts.
- Balanic** (*bal'-an-ik*) [*βάλανος*, the glans penis]. Pertaining to the gland of the penis or of the clitoris.
- Balanism** (*bal'-an-izm*) [*βάλανος*, acorn; pessary; the glans penis]. The application of a pessary or suppository.
- Balanitis** (*bal-an-i'-tis*) [*βάλανος*, the glans penis; *ιτις*, inflammation]. Inflammation of the glans penis, sometimes called *Balano-posthitis*. Phimosis is a frequent complication. See *Posthitis*.
- Balanoblennorrhoea** (*bal-an-o-blen-o-re'-ah*) [*βάλανος*, the glans; *βλέννος*, mucus; *ροία*, a flow]. Gonorrheal balanitis.
- Balano-chlamyditis** (*bal-an-o-klam-id-i'-tis*) [*βάλανος*, the glans penis; *χλαμύς*, cloak; *ιτις*, inflammation]. Inflammation of the glans and prepuce of the clitoris.
- Balanoplasty** (*bal'-an-o-plas-te*) [*βάλανος*, the glans penis; *πλάσσειν*, to form]. Plastic surgery of the glans penis.
- Balanoposthitis** (*bal-an-o-pos-thi'-tis*) [*βάλανος*, the glans penis; *πόσθη*, prepuce; *ιτις*, inflammation]. Inflammation of the glans penis and of the prepuce.
- Balanorrhagia** (*bal-an-or-a'-je-ah*) [*βάλανος*, the glans penis; *ρήγνυσθαι*, to burst out]. Gonorrheal balanitis, with copious discharge of pus.
- Balanorrhoea** (*bal-an-or-e'-ah*) [*βάλανος*, the glans penis; *ροία*, a flow]. Balanitis.
- Balantidium** (*bal-an-tid'-e-um*) [*βαλαντίδιον*, dim. of *βαλάντιον*, a bag]. A genus of Protozoa. **B. coli**, a protozoan parasite that inhabits the pig, and has been found in the human intestine. See *Parasites, Animal, Table of*.
- Balanus** (*bal'-an-us*) [*βάλανος*, an acorn]. 1. The glans of the prepuce or of the clitoris. 2. A pledget, suppository, or pessary.
- Balata** (*bal'-at-ah*) [Native Guiana]. The dried, milky juice of the bully-tree (*Sapota milleri*) of Guiana. In its properties it is intermediate between caoutchouc and gutta-percha, and is used chiefly in England as a substitute for these materials.
- Balaustine** (*bal-aw'-tin*) [*βαλαίστιον*, the flower of the wild pomegranate]. The flower of the *Pomegranate*, *q. v.*, formerly used in medicine.
- Balbuties** (*bal-bu'-she-iz*) [*balbutire*, to stammer]. Stammering.
- Bald** (*barold*) [ME., *balde*, bald]. Wanting hair. A term applied to one who has lost the hair of the scalp.
- B. Ringworm**. See *Tinea tonsurans*.
- Baldness** (*barold'-nes*) [ME., *balde*, bald]. Alopecia, whether congenital or acquired. When the loss of hair is circumscribed it is called *tinea decalvans*; when general, it is called *alopecia*. Senile baldness is called *calvities*. Premature baldness is caused by disease. See *Alopecia*.
- Bale Blue**. See *Pigments, Conspectus of*. **B. Green**. Same as *Schweinfurt Green*.
- Balfour's Test**. See *Death, Signs of*. **B.'s Treatment**. See *Treatment, Methods of*.
- Ball** (*barol*) [ME., *bal*]. 1. In veterinary medicine, a pill or bolus. 2. Vulgarly, a testicle. **B.-blue**. Same as *Prussian Blue*. **B.-and-Socket Joint**. See *Diarthrosis* and *Enarthrosis*. **B. Thrombus**. See *Thrombus*.
- Ballast Fever** (*bal'-ast fe'-ver*). See *Fever*.
- Ballet-dancer's Cramp**. See *Cramp*.
- Balling's Saccharometric Beer-test**. As by fermentation, 100 parts of malt-extract yield 50 parts of alcohol, twice the quantity of alcohol found will indicate the quantity of malt-extract necessary for its formation. This quantity of malt-extract added to that still existing in the beer indicates the whole of the malt-extract existing in the wort before fermentation.
- Ballingall's Operation**. See *Operations, Table of*.
- Ballismus** (*bal-iz'-mus*) [*βαλλισμός*, a leaping]. 1. Chorea. 2. Paralysis agitans.
- Ballonnement** (*bal-lon-mon(g)*) [Fr.]. The ballooning or distending of a part for operative or diagnostic purposes.
- Balloon** (*bal-oon'*) [Mod. E., *baloon*, a large bag]. In chemistry, a spherical glass receiver with a short neck. **B. Sickness**. See *Anoxymia* and *Hyponosus*.
- Ballooning** (*bal-oon'-ing*) [Mod. E. *baloon*, a large bag]. Surgical distention of the vagina by air-bags or water-bags.
- Ballota** (*bal-o'-tah*) [*βαλλωτή*, black hoarhound]. A genus of labiate plants. **B. nigra**, or black hoarhound, was formerly much used in medicine. **B. (or Hyptis) suaveolens**, of the E. and W. Indies, has been lately introduced into general practice as a powerful and yet safe nervin, antilithic, diuretic, evacuant, and laxative remedy. Unof. **B. lanata**, of N. Asia, has similar uses. Unof.
- Ballottement** (*bal-o'-mon(g)*) [Fr., from *ballotte*, a ball]. A method of diagnosing pregnancy from the fourth to the eighth month. A push is given the uterus by the finger inserted into the vagina, and if the fetus be present, it will rise and fall again like a heavy body in water.
- Ball's Operations**. See *Operations, Table of*.
- Balm** (*bahm*) [*balsamum*, a balsam]. A popular synonym of *balsamum*. Any soothing application or ointment. **B. of Gilead**. See *Balsam*, *Abies*, and *Melissa*.
- Balmony** (*bal'-mo-ne*) [origin uncertain]. The herb *Chelone glabra*; cathartic and anthelmintic. Dose of the fld. ext. ʒss-j. *Chelonin*, the concentrated ext. Dose gr. j-iv. Unof.
- Balneography** (*bal-ne-og'-ra-fe*) [*balneum*, a bath; *γράφη*, a writing]. A treatise on bathing.
- Balneology** (*bal-ne-o'-o-je*) [*balneum*, a bath; *λογία*, science]. The science of baths and their effects upon the system.

**Balneotherapeutics** (*bal-ne-o-ther-ap-u'-tik's*). See *Balneotherapy*.

**Balneotherapy** (*bal-ne-o-ther-ap-e*) [*balneum*, a bath; *θεραπεία*, healing]. Systematic bathing for therapeutic purposes, or the treatment of disease by baths or bathing.

**Balneum** (*bal'-ne-um*) [L.]. A bath. See *Bath*. **B. arenæ**, a sand bath. See *Ammotherapy*. **B. lacteum**, a milk bath. **B. luteum**, a mud-bath. See *Illutation*. **B. pneumaticum**, an *Air-bath*, *q. v.*

**Balnea** (*bal-o'-ne-ah*). See *Valonia*.

**Balsam** (*ba-wol'-sam*) [*βάλσαμον*, the resin of the balsam tree]. The resinous, volatile, aromatic substance, liquid or concrete, obtained from certain trees by natural exudation or by artificial extraction. Balsams are divided into two classes, those with, and those without, benzoic and cinnamic acids. In general they are mixtures of various essential oils, resins, and acids. **B. Apple**, the plant *Momordica balsamina*, and its warty, gourd-like fruit. It is purgative, but its tincture is chiefly used in domestic medicine as a vulnerary. Unof. **B. Bog**, a singular stone-like, woody, umbelliferous plant, *Bolax* or *Azorella gleebaria*, of the Falkland Islands and Patagonia. Its aromatic gum is locally prized as a vulnerary, desiccative, and anti-gonorrheal remedy. Unof. **B. Canada**, a turpentine gathered from the natural blisters of the bark of *Abies balsamum*. It is much used as a mounting medium by microscopists. **B. of Copaiba**. See *Copaiba*. **B. of Fir**. Same as *Canada Balsam*. See *Abies*. **B. Friar's**. See *Benzoin*. **B. of Gilead**, the balm of the Old Testament; an oleo-resin obtained from the *Balsamodendron gileadense*. **B. of Peru**, the balsam obtained from *Toluifera pereire*; antiseptic, stimulant to the circulation, and sedative to the nervous system; generally a tonic, and expectorant in bronchitis. Applied locally it is useful in chronic inflammatory skin-diseases. Dose of the emulsion  $\text{m}\times\text{--xxv}$ . **B.-root**, a popular name for certain composite-flowered plants of the genus *Balsamorhiza*. *B. hookerii*, *B. macrophylla*, *B. sagittata* are common in the Pacific States and are rich in a resinous balsam. Unof. **B. of Tolutan**, or of *Tolu*, obtained from *Toluifera balsamum*. Its properties are due to a volatile oil, *toluene*. It possesses an agreeable odor, and is a basis for many cough-mixtures. It is a fair expectorant. *T. Tinct.* contains ten per cent. of the balsam in 90 per cent. of alcohol. Dose  $\text{m}\times\text{--xxx}$ . *T. Syr.*, balsam four parts; simple syrup 96. Dose  $\mathfrak{z}\text{ j--ij}$ .

**Balsamation** (*ba-wol'-sam-a'-shun*) [*βάλσαμον*, the resin of the balsam tree]. Embalment with balsamic or aromatic spices.

**Balsamic** (*ba-wol'-sam-ik*) [*βάλσαμον*, the resin of the balsam tree]. Having the nature or qualities of a balsam.

**Balsamine** (*ba-wol'-sam-in*) [*βάλσαμον*, balsam]. Any plant of the genus *Impatiens*, *q. v.*

**Balsamito** (*ba-wol'-sam-e'-to*) [Sp.]. A tincture of balsam of Peru in rum; anthelmintic, diuretic, and tonic; it is used externally as a cosmetic and a stimulant wash for sores. Unof.

**Balsamodendron** (*ba-wol'-sam-o-den'-dron*). See *Myrrh* and *Bdellium*.

**Balsams** (*ba-wol'-samz*) [*βάλσαμον*, the resin of the balsam tree]. The natural, thick solutions of the gum resins in the essential oils and turpentine. See *Resins*.

**Balsamum** (*bal'-sam-um*) [*βάλσαμον*, balsam: *gen.*, *Balsam*]. A balsam, *q. v.* **B. diptercarpí**. See *Gurjun Balsam*.

**Balser's Fatty Necrosis**. See *Diseases*, *Table of*.

**Bambalia** (*bam-bal'-le-ah*) [L.]. Stammering; thick-ness of speech, or other impediment to utterance.

**Bamberger's Fluid**. An albuminous mercuric compound used in the treatment of syphilis. It is made as follows: To 100 c.c. of a filtered solution of white of egg (containing 40 c.c. of albumin and 60 c.c. of water) there are added 60 c.c. of a solution of mercuric chlorid (containing 5 per cent., or 3 grams, of bichlorid of mercury) and 60 c.c. of a solution of sodium chlorid (containing 20 per cent.); finally, 80 grams of distilled water are added, which brings the bulk of the solution up to 300, containing 0.010 mercuric chlorid in every cubic centimeter.

**Bamboo** (*bam-boo'*) [E. Ind., *bambu*]. A popular name for many tree-like, woody-stemmed grasses, especially those of the genus *Bambusa*. Apart from a limited use in surgery, none of the bamboos is employed in regular medicine. Locally, *B. arundinacea* is employed as an alterative, anthelmintic, and depurative. Unof. See also *Tafasheer*. **B. Brier**, the root of *Smilax sarsaparilla*, habitat, Southern United States. Its properties are identical with those of *sarsaparilla*. Dose of the fld. ext.  $\mathfrak{z}\text{ ss--ij}$ . Unof.

**Banana** (*ban an'-ah*) [Sp.]. The root of the common banana, *Musa sapientum*, said to be a valuable alterative, and useful in strumous affections. Dose of the fld. ext.  $\text{m}\times\text{--xxx}$ . Unof.

**Band** (*band*) [ME., *bande*]. That which binds. A stripe. A ligament. **B., Axis**, Baer's primitive streak. **B., Belly**, a band to pass around the abdomen. **B., Head**, a strap for securing a mirror to the forehead. **B., Horny**, of *Tarinus*, the fore part of the tenia semicircularis. **B., Moderator**. See *B., Reil's*. **B., Reil's**, a fibrous muscular fillet that frequently extends across the right ventricle of the heart; it is called also the *moderator band*. **B. of Remak**. See *Fiber, axial*; also *Purkinje*, *Axis Cylinder of*. **B. of Tarinus**. See *B., Horny*.

**Bandage** (*ban'-dāj*) [Fr., *bande*, a strip]. Bandages are usually strips of muslin or other material, of varying widths and lengths, used in surgery for the purpose of protecting, compressing, etc., a part, or for the retention of dressings and applications. A *simple bandage* or *roller* consists of one piece; a *compound*, of two or more pieces. *Starch*, *plaster-of-Paris*, *silica*, *dextrin*, *tripolite*, *stiff*, etc., are used or recommended for making *stiff and immovable dressings or bandages*. According to their direction bandages are classed as: 1. *Circular*, circular turns about the part. 2. *Figure-of-8*, the turns crossing each other like that figure. 3. *Oblique*, covering the part by oblique turns. 4. *Recurrent*, the turns returning successively to the point of origin. 5. *Spica*, the turns resembling the arrangement of the husks of an ear of corn. 6. *Spiral*, each turn covering one-half of the preceding. 7. *Spiral reverse*, the bandage is reversed in order to better adapt it to the part. Bandages are also classed according to the part to which they are applied. Of *Bandages of the head* we have: 1. *Circular*, of the forehead, to retain dressings upon the head. 2. *Circular*, of the eyes. 3. *Crossed*, of the eyes, to hold dressings upon one or both eyes. 4. *T.*, of the eye, a small piece of muslin cut in the shape of a right-angled triangle, and sufficiently large to cover the eye, is sewn by its base, with the perpendicular toward the ear, to a horizontal strip of a length to encircle the head. The apex of the triangle is sewn to a vertical strip long enough to pass under the jaw and meet the horizontal strip on the opposite side. 5. *Crossed*, of the angle of the jaw, to support the parts in fracture of the angle of the jaw. 6. *Knotted*, of the head, a double-headed roller with compress, to make compression in wound of the temporal artery. 7. *Recurrent*, of the head, a single-headed or double-headed roller, to



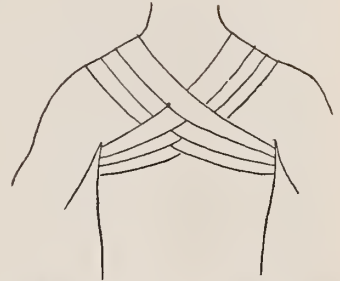
## BANDAGES.



Crossed Bandage of both Eyes.



Barton's Bandage.



Posterior Figure-of-8 Bandage of the Chest.



T-Bandage of the Eye.



The Six-tailed Bandage of Galen.



Suspensory and Compressor Bandage of the Breast.



Recurrent Bandage of the Head.



Transverse Recurrent of the Head.



Four-tailed Bandage of the Head.



Agnew's Bandage.



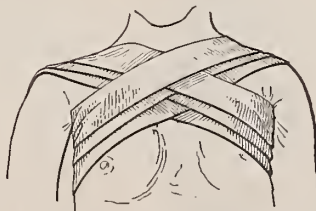
Spica Bandage of Shoulder.



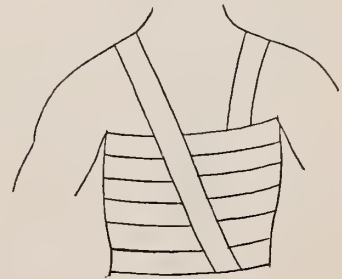
Four-tailed Bandage of the Head.



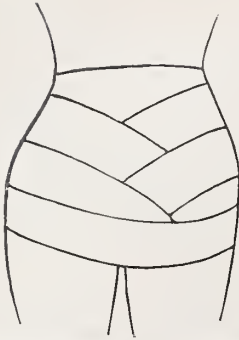
Gibson's Bandage.




Anterior figure-of-8 Bandage of the Chest.



Spiral of the Chest.



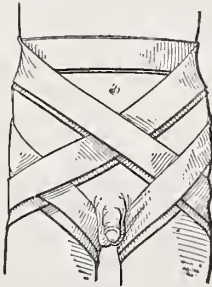
Eight-tailed Bandage of the Abdomen.



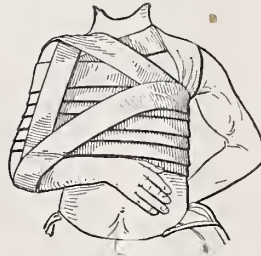
Velpeau's Bandage.



Gauntlet Bandage.



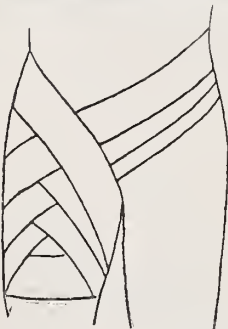
Double Spica Bandage of the Groins.



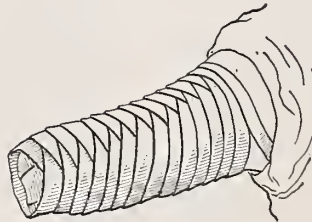
Desault's Bandage.



Demi-Gauntlet Bandage.



Ascending Spica of the Groin.



Recurrent Bandage of Stump.



Figure-of-8 of the Elbow.



Modified Figure-of-8 Bandage of the Lower Extremity.



Spiral Reversed of the Forearm (or Leg).



Spiral Bandage of the Finger.



Spica of the Foot.



retain dressings upon the head. 8. *Four-tailed, of the head*, a piece of cloth eight inches wide and long enough to pass over the head and under the chin, is torn from either end to within three or four inches of the middle. The body of the bandage is placed on the top of the head, the posterior ends are tied under the chin, and the two anterior ends carried backward and tied at the nape of the neck. 9. *Gibson's, for the body of the lower jaw*, to support the parts in fracture. 10. *Rhea Barton's*, for the same purpose. 11. *Capeline or Mitra Hippocratica*; made by a double-headed roller (one which is rolled from each end, the two heads lying on the same side of the bandage and being of equal size). One roll being taken in each hand, the intervening strip is applied low down over the center of the forehead, and the bandage unrolled on either side until the two heads meet posteriorly below the occipital protuberance. From this point the two rollers are applied in different directions, one passing continuously around the head in a circle, the other forward and backward over the cranium until the latter is entirely covered. 12. *Galen's six-tailed bandage*; the bandage is so arranged that it has three strips at each end. The middle portion is placed on the crown of the head, the anterior ends are tied at the back of the neck, the middle under the chin, and the posterior at the forehead. 13. *Garretson's*, a bandage for the lower jaw, passing above the forehead and back again to cross under the occiput, and finally ending in front of the chin. 14. *Pressure-bandage*, an eye-bandage applied with a considerable degree of firmness in order to afford pressure. 15. *Protective-bandage*, a bandage for the eye, lightly applied. 16. *Hamilton's*, a form of compound bandage for the lower jaw, consisting mainly of a firm leather strap to support the jaw. 17. *Liebreich's*, a variety of bandage for the eye, made from a knitted-cotton band. 18. *Thillaye's*, a compound bandage for joining the edges of the wounds in hare-lip operation. Of **Bandages of the trunk** there are: 1. *Circular, of the neck*. 2. *Figure-of-8, of the neck and axilla*, to retain dressings upon the shoulder or in the axilla. 3. *Anterior figure-of-8, of chest*, to draw the shoulder forward and to retain dressings on the anterior surface of the chest. 4. *Posterior figure-of-8, of chest*, to draw the shoulders back in fractured clavicle, or to retain dressings on the posterior surface of the chest. 5. *Crossed, of one or both breasts*, to support the breasts in excessive lactation or in mammary disease. 6. *Spica, of shoulder*, to retain the head of the humerus in place after dislocation. 7. *Spiral, of the chest*, to make compression in fracture of the sternum or ribs. 8. *Circular, of the abdomen*, to support the abdominal walls. 9. *Spiral, of the abdomen*, to compress the abdominal walls or to retain dressings. 10. *Spica, of one or both groins*, to compress groin or retain dressings. 11. *Spiral reverse, of the penis*, to retain dressings upon this organ. The **Bandages of the arm** are: 1. *Circular, of the wrist*. 2. *Figure-of-8, of wrist*, to compress the joint or retain dressings. 3. *Figure-of-8, of elbow*. 4. *Circular, of arm or forearm*. 5. *Oblique, of arm or forearm*. 6. *Spiral, of arm*, to retain dressings. 7. *Spiral reverse, of upper extremity*, to support the arm in dislocations, fractures, etc. 8. *Velpeau's*, used to support the arm in fracture of the clavicle, the neck, or acromial process of the scapula. The hand of the injured side being placed on the sound shoulder, an oblique turn is made from the axilla of the sound side, across the back of the chest to the opposite shoulder, covering the fracture, down under the elbow in front to axilla of the sound side, then across the back over the outside of the point of the elbow to the axilla of

the sound side, thus continuing the oblique and circular turns alternately and advancing over the arm till it is held firmly. 9. *Desault's Apparatus*, consists of an axillary pad held by tapes about the neck, a sling for the hand, and two single-headed rollers. The forearm is placed at right angles with the humerus, held in place by many circular and oblique turns about the shoulder and body. 10. *Boyer's*, a form of apparatus consisting of a chest-belt, an arm-belt, and an axillary pad. It is used in treating fractured clavicles. The **Bandages of the hand** are: 1. *Spiral, of the finger*. 2. *Spiral, of all the fingers, or gauntlet*. 3. *Spiral, of palm, or demi-gauntlet*. 4. *Spica, of thumb*. All the bandages of the hand are used in cases of fracture or to retain dressings. The **Bandages of the lower extremity** are: 1. *Figure-of-8, of ankle*, to cover the part or retain dressings. 2. *Figure-of-8, of knee*, to cover the part or compress it. 3. *Figure-of-8, of thighs*, to compress the part after wounds or operations. 4. *Spica, of instep*, to compress the parts. 5. *Spiral reverse, of whole lower extremity*, to support the limb after fracture, etc. 6. *Baynton's*, a series of straps of adhesive plaster used in the treatment of chronic leg ulcers. 7. *Ribbail's*, a spica bandage of the foot. **B., Genga's**. See *B., Theden's*. **B., Heliodorus's**. The T-bandage. **B., Hippocrates's**. See *B., Capeline*. **B., Hueter's**, a spica bandage for the perineum. **B., Langier's**, a many-tailed paper bandage. **B., Larrey's**, a form of many-tailed bandage, the edges being glued together. **B., Maisonneuve's**, a variety of Plaster-of-Paris bandage, formed from cloths folded, these being supported by other bandages. **B. of the Poor**. See *Galen's Bandage*. **B., Recurrent, for stumps**, is used after amputations, to support the flaps. **B., Richet's**, a form of Plaster-of-Paris bandage to which a small amount of gelatin has been added. **B. of Scultetus**, a compound bandage, similar to a spiral reverse in appearance and action, used in compound fractures, so that the short pieces of which it is composed may be removed without motion of the limb. **T-Bandages** are compound, and resemble that letter; the menstrual napkin is an example. **B., Theden's**, a form of roller bandage applied from below upward over a graduated compress, to control hemorrhage from a limb. See *Handkerchief Dressing*.

**Bandager** (*ban'-da-jeer*) [Fr., *bande*, a strip]. One skilled in the application of bandages. See *Dresser*.

**Bandagist** (*ban'-da-jist*) [Fr., *bande* a strip]. A maker of trusses, bandages, and other surgical appliances to be worn upon the person.

**Banded Hair** (*ban'-ded hair*). See *Ringed Hair*.

**Bandl, Operation of**. See *Operations, Table of*. **B., Ring of**, the superior limit of the cervical canal, in pregnancy at a level with the pelvic inlet, marking the boundary between the lower uterine segment and the rest of the uterus. It is about six inches above the os externum.

**Bandolin** (*ban'-do-lin*) [origin uncertain]. A mucilage made usually of quince-seeds, or of gum-tragacanth, used mainly as a paste for confining the hair and making it lustrous; it is called also *fixature*. See *Cydonium*.

**Bandy Leg** (*ban'-de leg*). Bow-leg, *q. v.*

**Baneberry** (*ban'-ber-e*). See *Actea*.

**Bang, Bhang, or Bangué** (*bang*). See *Cannabis indica*.

**Banian** (*ban'-yan*) [Ar., *banyān*, a trader]. A South Asiatic fig-tree, *Ficus bengalensis*, remarkable for the development of roots and secondary trunks from its branches. Its juice is antodotalgic; the bark and seeds tonic, diuretic, and antipyretic. Unof.

**Banks's Operations**. See *Operations, Table of*.

**Banting Treatment**. See *Treatment, Methods of*.

- Bantingism** (*ban'-ting-izm*) [From *Banting*, the name of the inventor]. A method proposed for the reduction of corpulence, by abstinence from saccharine and farinaceous foods. See *Treatment, Methods of*.
- Banyan** (*ban'-yan*). See *Baniam*.
- Baobab Tree**. See *Adansonia digitata*.
- Baptin** (*bap'-tin*) [*βάπτισις*, a dipping]. A moderately purgative glucosid, obtainable from *Baptisia tinctoria*.
- Baptisia** (*bap-tiz'-e-ah*) [*βάπτισις*, a dipping]. Wild Indigo. The root bark of *B. tinctoria* with properties due to an impure glucosid, the so-called *Baptisin*. It is laxative and stimulant in moderate doses; emetic and cathartic in large doses, and is valuable in amenorrhea, typhus and typhoid fevers. It is excellent for local application to indolent ulcers and gangrenous sores. **B.**, **Extract**. Dose gr. j-x. **B.**, **Ext.Fld.** Dose mjj-xx. **B.**, **Tinct.** Dose mV-xxx. Dose of the resin gr. j-v. All unof.
- Baptisin** (*bap'-tiz-in*) [*βάπτισις*, a dipping]. 1. A precipitate from the tincture of *Baptisia tinctoria*; antiseptic, evacuant, ebolic, resolvent. Dose one to three grains. Unof. 2. A bitter glucosid obtainable from the plant, *Baptisia tinctoria*; it has little medicinal activity.
- Baptitoxin** (*bap-tit-oks'-in*) [*βάπτισις*, a dipping; *τοξικόν*, a poison]. A poisonous alkaloid obtained from *Baptisia tinctoria*. It hastens respiration and exaggerates vasomotor activity.
- Baptorrhoea** (*bap-tor-e'-ah*) [*βάπτω*, infected; *ῥέειν*, to flow]. Any infectious discharge from a mucous surface, as gonorrhoea.
- Baptothecorrhoea** (*bap-to-the-kor-e'-ah*) [*βάπτω*, infected; *θήκη*, vagina; *ῥέειν*, to flow]. Gonorrhoea in women.
- Bapturethorrhoea** (*bap-tu-rèth-ro-re'-ah*) [*βάπτω*, infected; *ὀρθήρα*, urethra; *ῥέειν*, to flow]. Urethral gonorrhoea; gonorrhoea of men.
- Baranilin** (*bar-an'-il-in*) [*βαρίς*, heavy; *anilin*]. Heavy anilin oil. See *Heavy Oil* and *Creasote Oil*.
- Baraquet** (*bar-ah-kwet'*) [Fr.]. Synonym of *Influenza*.
- Barb** (*barb*) [*barba*, a beard]. 1. In biology, the retrorse tooth of an awn or prickle. 2. One of the narrow acute plates diverging from the rachis and going to form the vane of a feather.
- Barba** (*bar'-bah*) [L.]. The beard.
- Barbadoes Leg** (*bar-ba'-dōz leg*). See *Elephantiasis Arabum*. **B. Nut.** See *Purging Nut*. **B. Tar**, a form of bitumen (*q. v.*) formerly employed in medicine.
- Barbaloin** (*bar-bal'-o-in*) [*Barbadoes*; *ἄλγη*, aloe],  $C_{17}H_{20}O_7$ . The aloin derived from Barbadoes aloes.
- Barbarossa's Pills**. A mercurial preparation containing in addition rhubarb, scammony, musk, etc.
- Barbasco** (*bar-bas'-ko*) [*verbascum*, mullein]. A composite-flowered plant of tropical America, the *Clibadium biocarpum*. The stalks are used in preparing hair-washes, and are said to restore gray hair to its natural color. The plant is also used in eye-troubles. It is said to be very poisonous. Unof.
- Barbellate** (*bar-bel'-āt*) [*barbella*, dim. of *barba*, a beard]. In biology, applied to the bristles of the pappus of some composite when beset with short, stiff hairs, longer than when denticulate, but shorter than when plumose.
- Barben Cholera** (*bar-ben kol'-er-ah*). A form of poisoning resulting, in Central Europe, from the eating of the barb.
- Barber's Itch** (*bar'-berz ich*). The disease called *Tinea barbae*, *Sycosis parasituria*, or *Tinea sycosis*, *q. v.*
- Barberry** (*bar'-ber-e*). See *Berberis*. **B. Gum**, a commercial name of certain varieties of gum-arabic.
- Barber-Surgeon** (*bar'-ber ser'-jun*) [*barba*, a beard; *ME.*, *sourgeon*]. Formerly, a barber who also practised surgery.
- Barbicel** (*bar'-bis-el*) [*barbicella*, dim. of *barba*, a beard]. In biology, one of the fringes of a barbule of a feather.
- Barbiers** (*bar'-bèrz*) [E. Ind.]. A paralytic affection common in India, and probably a myelitis. It is often confounded with beriberi.
- Barbigerous** (*bar-bij'-er-us*) [*barba*, a beard; *gerere*, to carry]. In biology, bearded; hirsute; coarsely pubescent; applied to petals.
- Barbotine** (*bar-bo-teen'*) [Fr., wormwood]. Levant worm-seed.
- Barbule** (*bar'-būl*) [*barbula*, dim. of *barba*, beard]. In biology, one of the fringes of the barb in a feather, going to make up the vane of the barb, as the barbs make the vane of the feather.
- Barclay's Angles**. See *Angle*. **B.'s Plane**. See *Plane*.
- Barcoo** (*bar'-koo*) [Australian]. A peculiar disease, marked by nausea and vomiting, common in Australia. Its cause is unknown. It is also called "Fly-sickness."
- Bardana** (*bar-da'-nah*) [L.]. The burdock. See *Lappa*.
- Bardeleben's Operation**. See *Operations, Table of*.
- Bardenheuer's Operations**. See *Operations, Table of*.
- Barden's Operation**. See *Operations, Table of*.
- Baregin** (*bar-a'-zhin*). See *Glaissin*.
- Baresthesiometer** (*bar-es-the-ze-om'-et-er*) [*βάρος*, weight; *αἰσθησις*, perception; *μέτρον*, a measure]. An instrument for estimating the weight-sense in disturbances of sensibility.
- Baresthesiometric** (*bar-es-the-ze-o-met'-rik*) [*βάρος*, weight; *αἰσθησις*, perception; *μέτρον*, a measure]. Relating to the barethesiometer.
- Bareswill's Solution**. A solution for the detection of sugar in the urine. It consists of sulphate of copper, acid potassium tartrate and sodic hydrate. See *Tests, Table of*.
- Barford's Test**. See *Tests, Table of*.
- Baric** (*ba'-rik*) [*βάρος*, heavy]. Pertaining to or containing barium.
- Barilla** (*bar-ill'-ah*) [Fr., *barille*, impure soda]. Impure sodium carbonate; being the ashes obtained by burning various chenopodiaceous plants of the genera *Salicornia* and *Salsola*.
- Barium** (*ba'-re-un*) [*βάρος*, heavy].  $Ba = 136.8$ ; quantivalence II. A metal of the alkaline group, of pale yellow color, characterized by a strong affinity for oxygen. Neither the metal nor its salts are much employed in medicine; all are poisonous. **B. Carbonate**,  $BaCO_3$ , used in the preparation of the chlorid. **B. Chlorid**,  $BaCl_2 \cdot 2H_2O$ , soluble, used as a reagent, and also as a cardiac and vasomotor stimulant in the treatment of aneurysm. Dose gr. ss-v. **B. Chlorid Test**. See *Tests, Table of*. **B. dioxid**,  $BaO_2$ , used for making aqua hydrogenii dioxid. **B. iodid**, formerly used as an alternative. Dose gr.  $\frac{1}{4}$ . Mainly employed in ointments. Unof. **B. monohydrate**, caustic baryta; reagent. **B. oxid**,  $BaO$ , baryta. **B. sulphate**,  $BaSO_4$ , used as a pigment; formerly used in the treatment of skin-diseases, and in lotions.
- Bark** (*bark*) [ME., *barke*]. The cortex or covering surrounding the wood of exogens. It is sometimes used as a synonym of cinchona or calisaya bark. **B. Peruvian**. See *Cinchona*. (For other barks, see the names of the plants or trees that produce them.)
- Barker's Operations**. See *Operations, Table of*.
- Barking** (*bar'-king*). [ME., *barken*, to bark.] The uttering of a peculiar sharp, short cry, as a dog. See



- Aboiemnt.* **B. Disease**, a guttural, barking cough, with nervous disorder and impairment of the will; cynobex hebetis.
- Barleria** (*bar-le'-re-ah*) [L.]. A genus of acanthaceous plants. **B. buxifolia** and **B. ciliata**, of India, are aperient. **B. prionitis**, of S. Asia, is employed as a polychrest. Unof.
- Barley** (*bar'-le*) [ME., *barly*]. A cereal belonging to the order *Gramineæ*; the most common variety, *Hordeum distichon*, is much used as a food, and also in the preparation of malt. **B. Decoct.** (B. P.). Dose  $\frac{5}{8}$ j-iv. **B. Pearl**, is the decorticated grain, rounded and polished. **B. Water**, *decoctum hordei*, a decoction consisting of two ozs. of Pearl B. boiled in one and one-half pints of water and afterward strained. See *Ptisan*. **B. Sugar**, *saccharum hordeatum*; practically a glucose. Applied also to an amorphous mass obtained by melting cane-sugar.
- Barnes's Curve**. In obstetrics, the segment of a circle, having for its center the sacral promontory, its concavity looking backward. **B.'s Dilators**, graduated rubber bags used for dilating the cervix uteri in the induction of abortion or premature labor. **B.'s Method**. See *Treatment, Methods of*.
- Barograph** (*bar'-o-graf*) [βάρος, weight; γράφειν, to record]. A self-registering barometer.
- Baromacrometer** (*bar-o-mak-rom'-et-er*) [βάρος, weight; μακρός, long; μέτρον, measure]. An apparatus for ascertaining the weight and length of new-born infants.
- Barometer** (*bar-oni'-et-er*) [βάρος, weight; μέτρον, a measure]. An instrument for determining the weight and tension of the atmosphere. It consists essentially of a glass tube about 36 inches long, closed at one end, filled with mercury, and inverted in a basin of mercury. The mercury will sink in the tube until it rests at a height of about 30 inches at the sea-level, the height varying as the atmospheric pressure increases or diminishes. **B., Aneroid**, a metallic box from which the air has been exhausted, the tension being indicated by the collapsing or bulging of the thin corrugated cover, which is connected with a movable index. **B.-maker's Disease**, a form of chronic mercurial poisoning among the workmen who make barometers. It is due to the inhalation of the fumes of mercury.
- Barometrograph** (*bar-o-met'-ro-graf*). See *Barograph*.
- Baroscope** (*bar'-o-skop*) [βάρος, weight; σκοπεῖν, to observe]. An instrument used for determining the loss of weight of a body in air, compared with its weight in a vacuum. A form of baroscope has been invented by Esbach for the quantitative determination of urea.
- Barosma** (*bar-oi'-mah*) [βάρος, heavy; ὁσμή, smell]. A plant of the order *Rutaceæ*, native to the Cape of Good Hope and vicinity; several species of which yield the Buchu of commerce.
- Barosmin** (*bar-oi'-min*) [βάρος, heavy; ὁσμή, smell]. A precipitate from the tincture of *Barosma crenata*. Dose grs. ij-iiij. Unof.
- Barras** (*bar'-as*) [Fr.]. Turpentine obtained in the S. of France, chiefly from *Pinus pinaster*.
- Barrel-shaped Chest**. See *Emphysema*.
- Barrenness** (*bar'-en-nes*) [ME., *bareynesse*]. Sterility in the female.
- Barrier's Method**. See *Treatment, Methods of*.
- Barriel's Apparatus**. An arrangement for charging water with carbonic acid.
- Barsac** (*bar-sahk'*) [Fr.]. A white French wine, often with a bitter-sweet, resinous flavor.
- Bartholin, Canal of**. See *Duct B.*, **Duct of**. See *Duct B.*, **Foramen of**. See *Foramina, Table of*.
- B., Glands of**. See *Gland*.
- Bartholinitis** (*bar-tho-lin-i'-tis*) [*Bartholin*, a Danish physician; *τις*, inflammation]. Inflammation of the vulvo-vaginal gland.
- Bartsch's Operation**. See *Operations, Table of*.
- Bartlett's Apparatus**. A splint or dressing for fracture of the clavicle with dislocation.
- Barton's Bandage**. See *Bandage*. **B. Fracture**. See *Fracture and Diseases, Table of*. **B. Handkerchief**, a form of temporary dressing for a wound. See *Handkerchief Dressing*. **B. Operations**. See *Operations, Table of*.
- Baruria** (*bar-ur'-re-ah*) [βάρος, heavy; οὔρον, urine]. Abnormally high specific gravity of the urine; also the condition of the body associated therewith.
- Barwell's Apparatus**. An apparatus for the treatment of talipes by means of continuous traction on the foot. **B. Operations**. See *Operations, Table of*.
- Barwood Red**. See *Pigments, Conspectus of*.
- Baryacoia** (*bar-e-ak-oi'-ah*). See *Baryecoia*.
- Baryecoia** (*bar-e-ek-oi'-ah*) [βαρηκοία, hardness of hearing]. Hardness of hearing; partial deafness.
- Baryencephalia** (*bar-e-en-sef-a'-le-ah*) [βαρίς, heavy; ἐγκέφαλος, brain]. Dulness of intellect.
- Baryglossia** (*bar-e-glos'-e-ah*) [βαρίς, heavy; γλῶσσα, a tongue]. Thick, slow utterance.
- Barylalia** (*bar-e-la'-le-ah*) [βαρίς, heavy; λαλία, speech]. Thickness and dulness of speech; baryphonia.
- Barymastia** (*bar-e-mas'-te-ah*) [βαρίς, heavy; μαστός, breast]. Same as *Barymastia*.
- Barymazia** (*bar-e-ma'-ze-ah*) [βαρίς, heavy; μαζός, breast]. Heaviness or large size of the mammae.
- Baryodmia** (*bar-e-od'-me-ah*) [βαρίς, heavy; ὀδμή, odor]. A heavy, disagreeable odor; also a subjective sensation as of a disagreeable smell.
- Baryodynia** (*bar-e-o-din'-e-ah*) [βαρίς, heavy; ὀδίνη, pain]. Severe pain.
- Baryphonia** (*bar-e-fō'-ne-ah*) [βαρίς, heavy; φωνή, a voice]. A difficulty of speech.
- Baryphonic** (*bar-e-fon'-ik*) [βαρίς, heavy; φωνή, voice]. Affected with baryphonia.
- Barysomatia** (*bar-e-so-ma'-she-ah*) [βαρίς, heavy; σῶμα, body]. Excess in the weight of the body.
- Baryta**, or **Barytes** (*bar-i'-tah*, or *bar-i'-tes*) [βαρίς, heavy]. Oxid of barium. See *Barium*. **B. Green**. Same as *Manganese Green*.
- Barythymia** (*bar-e-thim'-e-ah*) [βαρίς, heavy; θυμός, mind]. A melancholy, gloomy, or sullen state of mind.
- Basaal** (*ba'-sa-al*) [Malay]. An East Indian tree, *Embelia basal*; its fruit is a vermifuge; its leaves are soothing and demulcent. Unof.
- Basad** (*ba'-sad*) [βάσις, a foundation]. Toward the basal aspect.
- Basal** (*ba'-sal*) [βάσις, a foundation]. Pertaining to or located at the base. See *Basilar*. **B. Ganglia**. See *Ganglion*.
- Basanastragala** (*bas-an-as-tra'-al-ah*) [βάσανος, torture; ἀσπράγαλος, heel, ankle]. Gout in the heel or ankle.
- Basculation** (*bas-ku-la'-shun*) [Fr., *basculer*, to swing]. The movement by which retroversion of the uterus is corrected when the fundus is pressed upward and the cervix drawn downward.
- Bascule Movement** (*bas'-kül moov'-ment*) [Fr., *bas-cule*, a swing]. The recoil of the heart in its systolic motion.
- Base** (*bās*) [βάσις, a foundation]. The lower part, as, the base of the brain. In chemistry, an element or radicle that combines with an acid to form a salt. The electro-positive molecule or radicle of a compound. In dentistry, the plate upon which artificial teeth are held. In pharmacy, the most important part of the prescription.

In microscopy, the portion of the stand of a microscope upon which it rests. It is important for steadiness. In electro-therapeutics, the part of a battery upon which are fastened the coil-posts and switches. **B.**, for **Artificial Teeth**; in the construction of a base for artificial teeth, a transfer or model of plaster-of-Paris is first obtained. Then a metallic die and counter-die, if the base is to be of metal, are procured, and between these a plate of suitable size and thickness is swaged. See *Metallic Base* and *Vulcanite Base*. **B.**, **Organic**, a term including a large number of organic compounds, especially nitrogen compounds, which, like ammonium, unite with acids to form salts. They are commonly called *alkaloids*.

**Base-ball Pitcher's Arm**, a peculiar condition of the arm arising from over-use, characterized by loss of strength, tenderness, neuralgic pains, and inflammation and hypertrophy of the bone.

**Basephysis** (*bas-ek'-fiz-is*) [*βάσις*, a base, a foot; *ἐκφύσις*, a growing out, a shoot]. In biology, a branch springing from the basal joint, as in the limbs of crustacea. Synonyms *Exognathite*, *Exopodite*.

**Basedow's Disease**. An exophthalmic bronchocele; called also, Exophthalmic Goiter, and Graves' Disease. See *Goiter and Diseases*, *Goiter of*.

**Basement** (*bās'-ment*) [Fr., *basement*]. The fundamental portion. **B. Membrane**. See *Membrane*. **B. Tissue**. See *Tissue*.

**Bas Fond** (*bah fon'g*) [Fr.]. The floor of the urinary bladder.

**Basham's Mixture**. *Mistura ferri et ammonii acetatis*. **B. Test**. See *Tests*, *Table of*.

**Basial** (*ba'-ze-al*) [*βάσις*, a foundation]. Relating to a base, as to the basion.

**Basi-alveolar** (*ba-se-al-ve'-o-lar*) [*βάσις*, foundation; *alveolus*, a little trough]. Relating to the basion and the alveolar point.

**Basiarachnitis** (*ba-se-ar-ak-ni'-tis*) [*βάσις*, foundation; *ἀράχνη*, a spider; *ιτις*, inflammation]. Inflammation of that part of the arachnoid that corresponds to the base of the skull.

**Basiator** (*ba-ze-a'-tor*) [*basiare*, to kiss]. The orbicularis oris muscle. See *Muscles*, *Table of*.

**Basibracteolate** (*ba-se-brak'-te-o-lāt*) [*basis*, a base; *bracteola*, a little bract]. In biology, having the base surrounded by bracts, as the dandelion.

**Basibranchial** (*ba-se-brang'-ke-al*) [*basis*, a base; *branchia*, gills]. In biology, applied to the one or more skeletal pieces forming the base of gills or branchiae.

**Basic** (*ba'-sik*) [*βάσις*, a foundation]. Having properties the opposite of those of acids. An acid capable of uniting with a single monad atom or radical is called *monobasic*. One that will unite with two monad or one dyad atom or radical, etc., is said to be  *dibasic*. This measure of the power of an acid is called its *basicity*. **B. Blue**. Same as *Spirit Blue*.

**Basicerite** (*bas-is'-er-it*) [*βάσις*, base; *κέρας*, horn]. The second joint of the antenna in a crustacean.

**Basicity** (*bas-is'-it-e*) [*βάσις*, foundation]. 1. The quality of being basic. 2. The combining power of an acid.

**Basiscranial** (*ba-se-kra'-ne-al*) [*βάσις*, foundation; *κράνιον*, the skull]. Relating to the base of the skull. **B. Axis**, a line running from a point midway between the occipital condyles through the median plane to the junction of the ethmoid and presphenoid.

**Basidigital** (*ba-se-di'-it-al*) [*βάσις*, foundation; *digitus*, a finger]. Pertaining to the bases of the digits. **B. Bone**, any metacarpal, or metatarsal bone.

**Basidiogenetic** (*bas-id-e-o-jen-et'-ik*) [*basidium*, a spore-producing cell; *γένεσις*, origin]. In biology, produced on a basidium.

**Basidiospore** (*bas-id'-e-o-spōr*) [*basidium*, a spore-producing cell; *σπορά*, seed]. One of the spores produced upon a basidium.

**Basidium** (*bas-id'-e-um*) [dim. of *βάσις*, a base: *pl.*, *Basidia*]. In biology, a large cell in the higher fungi, borne on the hymenium and producing spores at its free end.

**Basifacial** (*bas-e-fa'-shal*) [*basis*, foundation; *facies*, face]. Pertaining to the lower portion of the face.

**B. Axis**, in craniometry, a line from the anterior point of the premaxilla to the anterior point of the basiscranial axis.

**Basifixed** (*ba'-se-fikst*) [*basis*, base; *fixus*, fixed]. In biology, attached by the base.

**Basifugal** (*bas-if'-u-gal*) [*basis*, a base; *fugere*, to flee]. In biology, derived from, or proceeding away from the base; acropetal; centrifugal.

**Basigynium** (*bas-ij-in'-e-um*) [*βάσις*, a base; *γυνή*, a female: *pl.*, *Basigynia*]. See *Gynophore*.

**Basihyal** (*bas-e-hi'-al*) [*basis*, base; *ὑεὶδής*, shaped like the letter upsilon]. Either one of the two bones, one on each side, that form the principal part of the body of the hyoid arch.

**Basihyoid** (*bas-e-hi'-oid*). See *Basihyal*.

**Basil** (*ba'-sil*) [*βασιλικός*, royal]. A kind of mint, *Ocimum basilicum*; aromatic and carminative. The name is given to other related plants. Unof.

**Basilad** (*ba'-il-ad*) [*βάσις*, foundation]. Toward or to the base or basilar aspect.

**Basilar** (*ba'-il-ar*) [*βάσις*, base]. Pertaining to the base, usually of the skull. **B. Artery**, the artery extending between the borders of the Pons Varolii; through its branches it supplies the substance of the pons. See *Arteries*, *Table of*. **B. Aspect**, the view of the head looking toward the base of the skull. **B. Membrane**, a membranous division-wall separating the scala vestibuli from the scala tympani, extending from the base to the apex of the cochlea, and supporting the organ of Corti. **B. Process**, a strong quadrilateral plate of bone in front of the foramen magnum. **B. Suture**, the suture formed by the junction of the basilar surface of the occipital bone with the posterior surface of the body of the sphenoid.

**Basiliary** (*bas'-il-a-re*). See *Basilar*.

**Basilateral** (*bas-e-lat'-er-al*) [*basis*, base; *latus*, side]. Both basilar and lateral.

**Basilen** (*bas'-il-en*) [*basis*, base]. Belonging to the basilar portion in itself.

**Basilic** (*bas-il'-ik*) [*basilicus*; *βασιλικός*, royal]. Any structure or medicine of importance (obsolescent). **B. Vein**, a large vein of the arm on the inner side of the biceps. See *Vein*.

**Basilicon Ointment** (*bas-il'-ik-on oint'-ment*). An ointment composed of yellow wax, yellow resin, and Burgundy pitch aa 1 lb., olive oil fl. ℥xvj, to which, when melted, turpentine ℥ij are added. It is called also the "four drug" ointment. There are several other ointments bearing this name. See *Resina*.

**Basilo-bregmatic** (*bas-il-o-breg-mat'-ik*) [*βάσις*, foundation; *βρέγμα*, the sinciput]. Pertaining to the base of the skull and the bregma.

**Basilo-mental** (*bas-il-o-men'-tal*) [*basis*, base; *mentum*, the chin]. Pertaining to the base of the skull and to the chin.

**Basil-thyme** (*ba'-sil-tim*) [*βασιλικόν*, royal; *θύμον*, thyme]. A European species of mint, *Calamintha acinos*; aromatic and calnative. Unof.

**Basilysis** (*bas-il'-is-is*) [*βάσις*, base; *λύσις*, a loosening]. The breaking up of the fetal skull in craniotomy.

**Basilyst** (*bas'-il-ist*) [*βάσις*, a base; *λύσις*, a loosening]. An instrument for use in craniotomy, designed



- to perforate the cranial vault and break up the base of the skull.
- Basin** (*ba'-sin*) [ME., *basin*]. 1. The third ventricle of the brain. 2. The pelvis. **B.-Trap.** A trap or seat in the outlet of the basin of a water-closet, placed there to prevent the entrance into the apartment of noxious and offensive vapors and gases.
- Basinasal** (*bas-e-na'-sal*) [*basis*, base; *nasus*, the nose]. Relating to the basion and the nasion.
- Basinerved** (*bas'-in-er-vud*) [*basis*, a base; *nervus*, nerve]. In biology, applied to a leaf having all the veins or nerves springing from the base.
- Basi-occipital** (*bas-e-ok-sip'-it-al*) [*βάσις*, base; *occiput*, the back of the head]. A bone, separate in many of the lower vertebrate animals, forming the central axis of the skull. In adult human life, it is the basilar process of the occipital bone.
- Basiocestrum** (*bas-e-o-ses'-trum*) [*βάσις*, base; *κίστρον*, a point]. A perforator for use in opening the fetal head in craniotomy.
- Basio-glossus** (*bas-e-o-glos'-us*) [*βάσις*, base; *γλῶσσα*, the tongue]. That part of the hyoglossus muscle that is attached to the base of the hyoid bone.
- Basion** (*ba'-se-on*) [*βάσις*, base]. In biology, a point of measurement in craniometry, located at the middle of the anterior margin of the foramen magnum. See *Craniometric Points*.
- Basiophthalmite** (*bas-e-off-thal'-mit*) [*βάσις*, a base; *ὀφθαλμός*, eye]. In biology, the basal joint of the eye-stalk in a stalk-eyed crustacean.
- Basiotic** (*bas-e-ot'-ik*) [*βάσις*, base; *ὄψ*, ear]. Relating to the base of the ear.
- Basiotribe** (*bas'-e-o-trib*) [*βάσις*, base; *τρίβειν*, to grind or crush]. An instrument used in craniotomy for perforating or crushing the fetal head.
- Basiotripsy** (*bas-e-ot'-rip-se*) [*βάσις*, base; *τρίβειν*, to grind or crush]. The operation of crushing the fetal head.
- Basipetal** (*bas-ip'-it-al*) [*basis*, a base; *petere*, to seek]. In biology, applied to growth in plants from the apex toward the base.
- Basipodite** (*bas-ip'-o-dit*) [*βάσις*, base; *πούς* (*ποδ*), foot]. The basal joint of an arthropod limb, or the joint between the first and third.
- Basipterygial** (*bas-ip-ter-ij'-e-al*) [*βάσις*, a base; *πτερύγιον*, a little wing, a fin]. At the base of the fin.
- Basipterygoid** (*bas-ip-ter'-ig-oid*) [*βάσις*, base; *πτερύγιον*, a little wing]. Relating to the base of the alisphenoid bone.
- Basirostral** (*bas-e-ros'-tral*) [*basis*, a base; *rostrum*, a beak]. In biology, having to do with the base of a bird's beak.
- Basirrhinal** (*bas-ir-i'-nal*) [*βάσις*, base; *ῥίς*, nose]. Relating to the base of the brain and to the nose. Applied to a cerebral fissure located at the base of the olfactory lobe.
- Basis** (*ba'-sis*) [*βάσις*, base]. Base, *q. v.* The Latin form is used to designate the lower or fundamental part of any organ, as *B. cerebri*, *B. cordæ*, etc.
- Basiscopic** (*bas-is-kop'-ic*) [*βάσις*, base; *σκοπεῖν*, to see]. Looking toward or on the side of the base.
- Basi-sphenoid** (*bas-e-sfel'-noid*) [*βάσις*, base; *σφῆν*, wedge; *ειδός*, form]. The lower part of the sphenoid bone.
- Basisylvian** (*bas-e-sil'-ve-an*) [*basis*, base; *Sylvius*, an anatomist]. Applied by Wilder to the transverse basilar portion or stem of the Sylvian fissure. See *Fissure, Table* (and *Diagram*).
- Basitemporal** (*bas-e-tem'-po-ra'l*) [*basis*, base; *tempora*, the temples]. Relating to the base or lower part of the temporal bone.
- Basivertebral** (*bas-e-ver'-te-bra'l*) [*basis*, base; *verte-*
- bra*, a joint]. Relating to the basis or centrum of a vertebra.
- Basophile** (*bas'-o-fil*). See *Basophilous*.
- Basophilic** (*bas-o-fil'-ic*) [*βάσις*, base; *φιλεῖν*, to love]. Combining readily with bases; stainable by means of basic dyes.
- Basophilous** (*bas-off'-il-us*) [*βάσις*, base; *φιλεῖν*, to love]. Stained by basic rather than by acid dyes (applied to certain cells and tissue-elements).
- Bassalia** (*bas-a'-le-ah*) [*βάσσων-βάθως*, very deep; *ἄλια*, an assemblage]. In biology, a deep-sea realm distinguished by a characteristic fauna.
- Bass-deafness** (*bās-def'-nes*) [OF., *basse*, low; ME., *defen*]. Deafness to certain bass-notes, the perception of the higher notes being retained.
- Bassia** (*bas'-e-ah*) [*Bassi*, an Italian botanist]. A genus of E. Indian and African sapotaceous trees. The mahua, *B. latifolia*, is cultivated in India for its edible flowers, which afford on distillation an alcoholic drink. *B. longifolia* and *B. butyracea* afford a sort of vegetable butter. The bark and leaves of these three species are used in rheumatism. Unof.
- Bassini's Operation.** See *Operations, Table of*.
- Bassora Gum** (*bas'-o-rah-gum*). An inferior gum, much used in adulterating tragacanth.
- Bassorin** (*bas'-o-rin*) [*Bassora*, an Asiatic city],  $C_6H_{10}O_5$ , or  $2C_6H_{10}O_5$ . A tasteless, odorless vegetable mucilage, insoluble in cold water, but rendered soluble by alkalis; it is found in gum tragacanth (of Bassora) and in cherry and plum gums. See *Carbohydrates, Table of*.
- Bast** (*bast*) [AS., *bæst*, a lime-tree]. The inner bark of exogenous plants. The fibrous parts of the bark are used in making cordage, and have a limited use in surgery.
- Bastard** (*bas'-tard*) [*bastardus*, a bastard]. 1. Illegitimate. 2. In biology, having the appearance of being genuine.
- Bastards** (*bas'-tardz*) [*bastardus*, a bastard]. The name given to an impure sugar procured by concentrating molasses and allowing it to crystallize slowly in moulds.
- Bastelaer's Test.** See *Tests, Table of*.
- Bastose** (*bas'-tōs*) [AS., *bæst*, a lime-tree]. A combination of cellulose and lignin, comprising a complete bundle of fibers, as in jute, or merely a covering upon the unaltered cellulose.
- Basyl** (*ba'-sil*) [*βάσις*, base; *ἔλη*, principle]. The electro-positive constituent of any compound.
- Bat** (*bat*) [ME., *bat*]. An instrument of great delicacy employed by Dr. Marshall Hall for the detection of minute air-currents issuing from the lungs of those apparently dead.
- Bateman's Drops.** The *tinctura pectoralis*, N. F.; a weak tincture of opium, camphor, and catechu; a popular remedy in coughs.
- Bates's Operation.** See *Operations, Table of*.
- Bath** (*bath*) [AS., *bath*, a bath]. A bathing place or room. The medium in which the body is wholly or partly immersed. As therapeutic agents, baths are classified according as water, vapor, air, etc., is used; according to the temperature, as hot, temperate, cold, etc.; according to the end desired, as nutritional, medicinal, stimulant, etc. Special forms of bath are the moor, peat, mud-slime, pine-leaf, herb (hay, gentian, camomile, juniper, marjoram, etc.), brine, sand, tan, bran, malt, glue, soup, milk, whey, blood, wine, guano, starch, soap, acid, iron, sulphur, carbonic acid, compressed air, mustard, electric, etc. **B., Acid**, add  $1\frac{1}{2}$  ounces of nitric acid and 1 to 3 ounces of HCl to 30 gallons of warm water in a wooden or earthenware vessel, and immerse the patient in this for about 10 to

20 minutes. For a foot-bath, add  $\frac{1}{2}$  ounce of nitric acid and 1 ounce of HCl to 4 gallons of warm water. This is said to be useful in cases of dyspepsia with sluggish liver and constipation. **B., Air**, a bath in which but little water is employed, the body being exposed freely to the air. It is employed in those cases in which there is a tendency to catch cold from undue facility to perspire. **B., Alcohol**, one in dilute alcohol, used to reduce temperature in fever. **B., Alkaline**, add 3 ounces of potassium carbonate, or 6 of sodium carbonate, to 25 or 30 gallons of hot water. It is used in chronic squamous skin diseases, chronic rheumatism, and lithemia. It should be taken in a wooden, earthenware, or enamelled bath. **B., Arsenical**, baths at a temperature of from 90° to 97° F., containing a small quantity of arsenic. They are used occasionally in the treatment of rheumatoid arthritis. **B., Blanket**, a method employed in chronic nephritis to stimulate the diaphoretic action of the skin. The patient is placed in bed and closely wrapped in blankets, a hot poultice being applied at the same time to the loins, and renewed as often as it becomes cool. **B., Blood**, one consisting of the blood of an animal, freshly shed. **B., Bog**, a bath formed by mixing bog-earth (generated by the decomposition of plants in the presence of water and found at iron and sulphur springs) with warm water to form a pulpy or mushy consistence. This is used as a mud bath. **B., Borax**, borax, 4 ounces; glycerin, three ounces; water, thirty gallons. It is used in the same class of cases as the bran bath. **B., Bran**, boil one pound of bran in one gallon of water, strain, and add thirty gallons of water. This is a soothing and emollient bath, and is of service in squamous and irritable conditions of the skin. **B., Brand**; Cold bath. The tub is filled with water of 68°. The patient is given a stimulant of one-half to two ounces of brandy, the face and chest are laved with ice-water, and then he is gently placed in the water. The attendants should gently pass the flattened outstretched hands over successive parts of the body to dilate the superficial cutaneous vessels. Remove the patient as soon as the teeth begin to chatter, or if cyanosis of the lips or face appears. Usually the bath should be continued fifteen minutes. Then the patient is laid wet on a sheet and quickly wrapped from head to foot, then dried in five minutes and hot water applied to the feet. See *Treatment, Methods of*. **B., Chemical**, in chemistry, an apparatus for regulating the temperature of chemical processes by surrounding the substance with water, sand, oil, or mercury, through which the heat is communicated. **B., Cold**. See *B., Brand*. **B., Corrosive-sublimate**, made by adding mercuric chlorid three drams, and HCl one dram, to 30 gallons of water. It is sometimes of service in secondary syphilis and in certain skin-diseases. **B., Creasote**, composed of creasote three drams, glycerin four ounces, and water 30 gallons. It is used in squamous skin diseases. **B., Electro-therapeutic**, a bath furnished with suitable electrodes and used in the application of electricity for curative purposes. **B., Foot**, a bath for the feet only. This is used as a derivative agent in cases of cold, etc. **B., Full**, this consists of a tub about two-thirds full of water, the duration and temperature being adapted to the purpose in view. The patient's body may be entirely covered by water, so that his chin just clears it. **B., Gelatin**, dissolve one pound of common glue in hot water, and add the solution to the plain bath, or to the bran bath, and use in the same class of cases as the latter. **B., Graduated Full**, a modification of the Brand bath.

The tub is filled with sufficient warm water to cover two-thirds of the recumbent body. The patient is then laid in and the temperature gradually lowered by the addition of cold or ice-water, while warm water is being removed. Friction is practised, as in the Brand bath. This bath lasts half an hour, and the water should be reduced to 68° as rapidly as possible. **B., Half**, the patient is seated in a tub containing eight or ten inches of water of a temperature suited to the case. A wet towel is tied around the head, and the bath water is poured and dashed over the back, head, and shoulders with the attendant's right hand, while friction is practised with the left, and the patient does the same on the anterior portion of the body. The temperature of the water may be lowered if a more decided impression is desired. The bath is continued for from five to twenty minutes with active friction. It is indicated in all fevers involving a depressed nervous system, as shown by ataxia, delirium, or coma. **B., Herb**, made by using the extract of pine-needles, or of some aromatic herbs. The bath is used as a tonic. **B., Hip**. See *B., Sitz*. **B., Hot**, the temperature ranges from 104° to 110° F. It acts upon the skin, producing free perspiration, and accelerates the pulse and respiration. **B., Hot-air**; Turkish bath; the patient is placed in a box (French method), his head being outside, and the box is filled with hot air furnished by a lamp. In the ordinary Turkish bath the patient is compelled to inhale the air within a closed compartment. Hot-air baths can be borne of a much higher temperature than vapor baths. They provoke more profuse sweating, and raise the temperature of the body to a greater extent. They are useful as a diaphoretic, and in catarrhal, neuralgic, and rheumatic conditions. They are contraindicated, as is also the vapor bath, in fatty degeneration of the heart. **B., Iron**, half an ounce of sulphate of iron to four gallons of water. Use in an earthenware or wooden vessel. This is valuable for strumous or rachitic children. **B., Medicated**, a bath in which medicinal substances, as mineral salt, sulphur, etc., are dissolved or held in suspension. **B., Mercurial**, for the treatment of syphilis. Calomel, 20 to 60 grains, or a mixture of 15 grains of calomel and 20 grains of cinnabar are fused over a water bath. The patient is stripped and enveloped in one or more blankets, or a mackintosh or India-rubber blanket lined with flannel. The lamp and mercury are placed under his chair, and the former lighted. In a few minutes perspiration is induced and the sublimed calomel is deposited upon the body. Twenty to thirty minutes are sufficient for a bath, after which the patient is allowed to cool off slowly. This is best taken before retiring. **B., Milk**, a bath in milk, for nutritive purposes. **B., Moor**, a bath in water mixed with the earth of moors. **B., Mud**, a bath prepared by mixing well-seasoned earths, containing more or less mineral matter, with water containing the same substances. The body is surrounded with this mixture at various temperatures from 95° to 100°. The patient is then rinsed with warm water. This is of value in some uterine diseases, and in obstinate rheumatism. **B., Mustard**, made by enclosing two to four ounces of ordinary mustard in a piece of muslin or thin linen and hanging it in about four gallons of hot water until the latter becomes yellow. It is used as a general bath for infants in collapse, convulsions, or severe bronchitis, the child being left in until the skin becomes distinctly reddened. It is also used as a foot or sitz-bath in amenorrhea. **B., Pack**, or **Sheet**, one in which the body is wrapped in cloths. **B., Permanent**. See *B., Warm*. **B., Pine**, prepared by adding a decoction



of pine-needles, or some pine extract, to hot water. It is mildly stimulating, and is employed in hysteria, gout, and rheumatism. **B., Rain**, consists of from four to six three-fourths circles of pipes secured together at a distance of two to three inches. Each pipe has three lines of fine perforations, from which the stream issues under pressure, striking the body of the patient at all points with considerable force. This may be used as a substitute for the dripping sheet. **B., Russian**, one in which the air of the room is saturated with steam by throwing water upon heated mineral or metallic substances, after which the bather is rubbed down, finishing with a cold douche. See *B., Vapor*. **B., Sand**, the body of the patient is surrounded in a tub with a layer of dry, warm sand that has been naturally or artificially heated, the temperature ranging from 95° to 120°. The duration of the bath is from one to one and a half hours. The head is wrapped in a wet towel and permitted to lie outside of the sand. The after-treatment is the same as that after a hot-air bath. This is of value as an emollient procedure. In chemistry, the immersion of a crucible, etc., containing a chemically compound in a vessel containing fine sand, the latter being heated gradually to a high temperature. **B., Sea-water**, more stimulating and tonic in its effects than fresh water. It may be given cold, tepid, or hot. It may be made away from the seashore by dissolving bay-salt or rock-salt in fresh water, four to nine pounds of salt to 30 gallons of water. It is useful in convalescence, chlorosis, and strumous diseases. **B., Sheet**, the application of cold water to the body through the medium of a sheet or towel of fine or coarse texture, placed upon the skin. The patient is wrapped in a linen sheet, wrung not quite dry out of water at a temperature of from 60° to 70°. A rubber cloth and a blanket are spread over the bed to protect it. As the sheet dries small quantities of water are poured with one hand from a vessel or sponge upon a limited part of the body, beginning with the chest. With the other extended hand rapid passes are made over this spot until it becomes a little warmer. Successive parts of the body are thus treated except the forearms, hands, feet, and legs. The patient is then dried and made comfortable. This is applicable in all febrile affections with high temperatures, except in chest or abdominal diseases. **B., Shower**, a familiar form of the douche. The water is delivered from a nozzle with numerous perforations, that may be attached to a hose, striking the body in a divided stream. **B., Sitz**, the patient sits in the tub with the feet outside upon a raised surface and blanket, so that the popliteal spaces are not encroached upon by the edge of the tub. The water should reach the umbilicus. It is useful in obstinate diarrhea, menorrhagia, subinvolution of the uterus, and pelvic inflammations. **B., Slime**, a bath in water mixed with the slimy deposit of organic matter found in rivers or ponds. **B., Sponge**, one in which the patient's body is rubbed with a sponge and water. It is used to reduce temperature. **B., Starch**, starch, one pound; water, 30 gallons. This is used as the bran bath. **B., Sulphur**, potassium sulphid four to eight ounces in 30 gallons of water; a little sulphuric acid may be added. It is used in certain skin diseases, scabies, lead colic, and lead palsy. **B., Sulphurous-acid**, a means of applying the fumes of burning sulphur to the body. The patient is seated on a cane-bottomed chair, and a blanket or oil-cloth is thrown round him, the head remaining uncovered. On the floor beneath the chair is a pan containing a little water, and in this is placed a smaller vessel containing small pieces of sulphur. A little spirit of

wine is poured over this, and ignited, and sulphurous-acid gas is evolved. **B., Sun**, the therapeutic exposure of the naked body to the sun's rays. **B., Surprise**, an ancient and obsolete form of bath for insane and hysterical patients, who were unexpectedly plunged into cold water. **B., Tepid**, the temperature of the water ranges from 85° to 95° F. It acts mainly upon the skin as a sedative, cleansing, and detergent agent; the pulse, respiration, excretion, secretion, and temperature are practically unaffected. **B., Turkish**, one in which the bather is placed successively in rooms of higher temperature, then shampooed or rubbed, and finally stimulated by a douche of cold water. See *Bath, Hot-air*. **B., Vapor**; Russian bath; this may be given, as the Turkish bath, in a box, by permitting steam from a pipe to permeate it, providing for its escape, or the patient may inhale the vapor within a closed compartment, the whole surface being at the same time exposed to its influence. A higher temperature can be borne than in the hot-water bath, though for a shorter time. It is useful to provoke profuse perspiration. It should be followed by brisk frictions. **B., Warm**, the tub is filled with water at any temperature near that of the body, say 90° to 104°. The patient lies quietly in it, and obtains the effect of warmth, moisture, and water-pressure. It is used to calm the nervous system, produce sleep, and allay reflex instability. The *continuous warm bath*, called by Hebra the *permanent bath*, is made by suspending a sheet in the tub as a hammock. The patient lies upon this surrounded by water that is kept at an equable temperature (warm) by a proper arrangement of in-and-out-flow. It is used in the treatment of extensive burns and wounds. **B., Water**, a bath of water. It may be cold (60°-75°) or tepid (85°-95°), or hot. In chemistry, a bath of water for immersing vessels containing substances that must not be heated above the boiling-point of water. See *B., Mud*; *B., Sand*; *B., Sun*.

**Bathmic** (*bath'-mik*) [*βαθμός*, a threshold]. Relating to bathmism.

**Bathmis** (*bath'-mis*). See *Bathmos*.

**Bathmism** (*bath'-mizm*) [*βαθμός*, a threshold]. That supposed modification of chemical force which is active in the processes of nutrition.

**Bathmos** (*bath'-mos*) [*βαθμός*, *βαθμῖς*, a little fossa]. A shallow depression or fossa.

**Bathwort** (*bath'-wert*) [Corruption of *birthwort*]. The plant *Trillium erectum*; also *T. pendulum*; esteemed in domestic practice as deobstruent. Unof.

**Bathybius** (*bath'-ib'-e-us*) [*βαθίς*, deep; *βίος*, life]. A name applied by Huxley to a sticky form of deep-sea ooze, formerly supposed by him to be a widely-extending sheet of living, primitive protoplasm.

**Bathycentesis** (*bath-e-sen-te'-sis*) [*βαθίς*, deep; *κέντησις*, puncture]. A deep surgical puncture; deep acupuncture.

**Bathystixis** (*bath-e-stiks'-is*) [*βαθίς*, deep; *στίξις*, puncture]. Deep acupuncture.

**Batiator** (*bat-e-a'-tor*). See *Vernonia nigriflora*.

**Batoir** (*bat-twar'*) [Fr., beater]. See *Percutor*.

**Batophobia** (*bat-o-fō'-be-ah*) [*βάθος*, a height; *φόβος*, fear]. 1. Acrophobia; dread of being at a great height. 2. Dread of high objects; fear of passing near a high building, or of going through a deep valley.

**Batrachoid** (*bat'-rak-oid*) [*βάτραχος*, a frog; *εἶδος*, form]. Frog-like.

**Batrachophagous** (*bat-rak-off'-ag-us*) [*βάτραχος*, a frog; *φαγεῖν*, to eat]. In biology, frog-eating.

**Batrachophobia** (*bat-rak-o-fō'-be-ah*) [*βάτραχος*, a frog; *φόβος*, fear]. Morbid dread of toads and frogs.

**Batrachoplasty** (*bat'-rak-o-plas-te*) [*βάτραχος*, a frog; *ρανula*; *πλάσσειν*, to mold]. Plastic surgical operation for the cure of ranula.

**Batrachostomous** (*bat'-rak-os'-to-mus*) [*βάτραχος*, a frog; *στόμα*, mouth]. In biology, frog-mouthed.

**Batrachus** (*bat'-rak-us*) [*βάτραχος*, a frog]. Ranula.

**Battalism** (*bat'-al-izm*). See *Battarism*.

**Battarism** (*bat'-ar-izm*) [*βατταρισμός*, a stuttering]. Stuttering or stammering.

**Battery** (*bat'-er-e*) [*batteria*, a beating; battery]. A series of two or more pieces of apparatus arranged to produce increased or multiple effect, as battery of boilers, prisms, lenses, galvanic cells. Usually applied to a series of cells producing electricity (voltaic or galvanic battery); also, frequently to a single cell. **B., Primary**, the combination of a number of primary cells so as to form a single battery. **B., Secondary**, the combination of a number of storage cells to form a single electric source. The following table shows the materials used in the more important batteries, and the electro-motive force (E. M. F.) in volts. Storage or secondary batteries are not included in the table. The common form of these is a series of lead plates carrying masses of lead oxid.



GRENET CELL FOR THERAPEUTIC APPARATUS.

### NAMES, ELEMENTS, FLUIDS, ETC., OF THE PRINCIPAL BATTERIES.

NAME OF CELL.	POSITIVE ELEMENT.	NEGATIVE ELEMENT.	EXCITING AGENT.	DEPOLARIZING AGENT.	E. M. F. IN VOLTS.
Bunsen.	Zinc.	Carbon.	Sulphuric acid, dilute.	Nitric acid.	1.75 to 1.96
Beetz.	Zinc.	Copper.	Zinc sulphate in plaster of Paris.	Copper sulphate, in plaster of Paris.	1.04
Callaud.	Zinc.	Copper.	Solution of zinc sulphate.	Cupric sulphate.	1.0 to 1.14
Daniel.	Zinc.	Copper.	Zinc sulphate.	Cupric sulphate.	1. to 1.14
Edison-Lalande.	Zinc.	Cupric oxid and carbon.	Potassium hydroxid.	Cupric oxid.	0.75
Fuller.	Zinc.	Carbon.	Zinc chlorid.	Potassium dichromate and hydrochloric acid.	1.5
Gravity. See <i>Callaud</i> .	<i>and.</i>				
Gaiffe.	Zinc.	Silver.	Zinc chlorid.	Silver chlorid.	1.02
Grenet.	Zinc.	Carbon.	Sulphuric acid and potassium dichromate.	Chromic acid.	2.0
Grove.	Zinc.	Platinum.	Sulphuric acid, dilute.	Nitric acid.	1.94 to 1.97
Latimer Clark.	Zinc.	Mercury.	Mercuric sulphate.	Mercuric sulphate.	1.436
Leclanché.	Zinc.	Carbon.	Ammonium chlorid.	Manganese dioxid.	1.42
Lelande Chaperone	Zinc.	Copper or iron.	Potassium hydroxid.	Cupric oxid.	0.98
Maische.	Zinc scraps in a bath of mercury.	Platinized carbon.	Common salt solution.	None separate.	1.25
Marié Davy.	Zinc.	Carbon.	Sulphuric acid, dilute.	Mercuric sulphate.	1.52
Maynooth.	Zinc.	Iron.	Sulphuric acid, dilute.	Nitric acid (strong).	
Niaudet.	Zinc.	Carbon.	Common salt solution.	Chlorated lime.	1.63
Poggendorf.	Zinc.	Carbon.	Potassium dichromate and sulphuric acid.	Chromic acid.	1.98
Schanschieff.	Zinc.	Carbon.	Mercurial solution.	None separate.	1.56
Scrivanoff.	Zinc.	Silver.	Potassium hydroxid.	Silver chlorid.	1.5
Smee.	Zinc.	Platinized silver.	Sulphuric acid, dilute.	None.	0.5 to 1.0
Walker.	Zinc.	Platinized carbon.	Sulphuric acid, dilute.	None.	0.66
Warren de la Rue.	Zinc.	Silver.	Ammonium chlorid.	Silver chlorid.	1.05



**Battey's Operation.** See *Operations, Table of*.

**Battledore** (*bat'-l-dör*) [ME., *batyladore*]. An instrument shaped like a racket. **B. Hands.** See *Acromegaly*. **B. Placenta**, one in which there is a marginal insertion of the cord.

**Battology** (*bat-ol'-o-jé*) [*βαττολογία*, a vain repetition]. The idle or meaningless repetition of words.

**Baudelocque's Diameter.** In obstetrics, the external conjugate diameter of the pelvis. **B. Method.** See *Treatment, Methods of*.

**Bauden's Apparatus.** See *Seutin's Apparatus*. **B. Law.** See *Law*. **B. Operations.** See *Operations, Table of*.

**Bauer's Apparatus**, an apparatus for extending the leg in hip-disease. The extension may be varied by means of a rack-and-pinion arrangement.

**Bauhin, Valve of.** The ileo-cecal valve.

**Bauhin's Glands.** See *Gland*.

**Baum's Operation.** See *Operations, Table of*.

**Baunscheidt's Method.** See *Treatment, Methods of*.

**Baunscheidtism** (*bawn'-shit-izm*). [Named from *Baunscheidt*, the inventor]. A mode of treating rheumatism or other chronic neuralgias by counter-irritation, the latter being produced by pricking the exterior of the part affected with fine needles dipped in oil of mustard, formic acid or other irritant.

**Bavarian** (*bav-a'-re-an*) [*Bavaria*]. Pertaining to Bavaria. **B. Blue.** See *Pigments, Conspectus of*. **B. Splint**, a variety of immovable dressing in which the plaster is applied between two flannel cloths.

**Bay-berry** (*ba'-ber-e*) [ME., *bay*; *bery*]. 1. The berry of the *Laurus nobilis*, bay, or noble laurel. 2. The wax-myrtle, *Myrica cerifera*, and its fruit. See *Myrica*. 3. The pimento, or allspice. **B. Rum and B., Oil of.** See *Myrcia*. **B. Tree**, the *Laurus nobilis*; also *Prunus laurocerasus*; commonly called the laurel and the cherry laurel. **B. Aqua Laurocerasi.** See *Acid Hydrocyanic, Dilute*.

**Baycuru** (*bi-koo'-roo*) [native S. A.]. The root of a S. American plant, *Statice brazilensis*, one of the most powerful astringents known. It is used for ulcers of the mouth and for glandular enlargements. Dose of the fld. ext.,  $\eta$ v-xxx. Unof.

**Bayer's Test.** See *Tests, Table of*.

**Baynton's Bandage.** See *Bandage*.

**Bazin** (*ba'-zin*). Synonym of *Molluscum contagiosum*.

**Bazin's Disease.** See *Diseases, Table of*.

**Bdella** (*del'-ah*) [*βδέλλα*, a leech]. A leech. See *Hirudo*.

**Bdellotomy** (*del-at'-o-me*). See *Bdellotomy*.

**Bdellium** (*del'-e-un*) [Heb., *b'dolach*]. A resinous gum exuding from various species of *balsamodendron*.

**B., Indian**, somewhat valuable as an emmenagogue. **Bdellometer** (*del-om'-et-er*) [*βδέλλα*, a leech; *μέτρον*, a measure]. A mechanical substitute for the leech, consisting of cupping glass, scarificator, and exhausting syringe.

**Bdellotomy** (*del-at'-o-me*) [*βδέλλα*, a leech; *τομή*, a cut]. The opening with the knife of the body of a leech that is drawing blood; by this means the activity of the leech may be considerably prolonged.

**Bdelygmia** (*del-ig'-me-ah*) [*βδελυγμία*, disgust]. Abnormal disgust for food. That which is abhorrent or repulsive.

**Beaded Hair.** Synonym of *Monilethrix*.

**Beads, Rhachitic.** "Rhachitic rosary;" the so-called "beading of the ribs" in rickets; a succession of visible and palpable swellings at the points where the ribs join their cartilages.

**Beak** (*bēk*) [ME., *beeke*]. 1. The mandibular portion of a forceps. 2. The lower end of the calamus scriptorius. 3. The pad or splenium of the callosum. 4.

In biology, the rostrum, snout, or some corresponding part of an animal. The apex of a bivalve, or the cannular lips of a univalve shell.

**Beaker** (*be'-ker*) [ME., *biker*]. A wide-mouthed glass vessel much used in chemic laboratories. **B. Cells.** See *Cell*.

**Beale's Cold-flowing Fluids.** For injecting tissues.

(a) *Blue*: Dissolve 0.777 gm. of potassium ferrocyanid in 30 c. c. of glycerin; mix 3.6 c. c. of tinct. ferri chlor. with 30 c. c. of glycerin; add the iron mixture, drop by drop, to the potassium ferrocyanid solution. Then add to this mixture 5.5 c. c. of methylic alcohol, 30 c. c. of alcohol, and 88 c. c. of water, shaking strongly. (b) *Acid Glycerin Fluid*: Dissolve 0.194 gm. of potassium ferrocyanid in 30 c. c. of strong glycerin; to 30 c. c. of strong glycerin add 10 drops of tincture ferri chlor. Add the latter, drop by drop, to the former, with constant shaking. Then add 30 c. c. of water, to which 3 drops of HCl have been added. This fluid flows well and does not exude from the capillaries. (c) *Carmin*: Mix 1 gm. of pulverized carmin with a little water and sufficient ammonia to dissolve the carmin; add 50 c. c. of glycerin and shake well. Then add gradually, with constant shaking, 100 c. c. of glycerin, acidulated with 25 to 30 drops of HCl or acetic acid. Test the fluid with litmus paper, and if not decidedly acid add a few more drops of acid. Then add 25 c. c. of alcohol and 75 c. c. of water. See *Stains, Table of*. **B. Solution**, for staining histologic preparations. It consists of carmin, 1 gm.; ammonia, 3 c. c.; glycerin, 96 c. c.; distilled water, 96 c. c.; alcohol, 95 per cent., 24 c. c. Dissolve the carmin in the ammonia with the aid of heat, boil for a few moments, and allow to cool. After the odor of ammonia has disappeared add the glycerin, water, and alcohol, and filter. If, after standing for some time, the carmin precipitates, add a few more drops of ammonia.

**Bean** (*bēn*) [ME., *bene*]. The seeds of several plants, mostly *Leguminosae*, especially that of the common bean, *Faba vulgaris*. In biology, the rounded, white, fleshy, saccular termination of the *ductus ejaculatorius* in the drone bee. **B. of St. Ignatius.** See *Ignatia*. See also *Tonka*, *Vanilla*, *Castor oil*, etc.

**Bearberry** (*bār'-ber-e*). See *Uva ursi*.

**Beard** (*bērd*) [ME., *berde*]. The hair on the lips, cheeks and chin of adult men. On women, a beard is of rare occurrence, and is sometimes accompanied by other characteristics proper to the male sex.

**Bearing-down.** The feeling of weight or pressure in the pelvis in certain diseases. **B.-d. Pains**, uterine pains in labor. **Bearing-seat**, a variety of the *Apron of Succor*, q. v.

**Bear's-foot.** Leaf cup. A composite-flowered plant, *Polymnia uvedalia* of N. America. A popular remedy for enlargement of the spleen, or the "ague-cake" of malarious regions. **B. Ext.** Dose gr. ss-j. **B. Fld. Ext.** Dose  $\eta$ ijj-x. **B. Infus.**,  $\mathfrak{z}$ j of an  $\mathfrak{z}$ j to Oj. Unof.

**Beat** (*bēt*) [ME., *beten*]. The pulsations of the blood in the arteries, or the impulse of the heart. See *Pulse*.

**Beaten Woman's Herb.** The European plant, *Tamus communis*; so called from its vulnerary qualities. See *Tamus*.

**Beating** (*be'-ing*). See *Tapotement*.

**Beaufils's Operation.** See *Operations, Table of*.

**Beauperthuy's Method.** A method of treating leprosy by bathing with olive oil, the internal administration of mercuric chlorid, abstinence from salted meats, and good hygiene.

**Bebeerin** (*be-be'-rin*). See *Nectandra* and *Barine*.

**Bebeeru Bark** (*be-be'-ru*). See *Nectandra*.

**Beccabunga** (*bek-ah-bung'-gah*). A plant of Europe, *Veronica beccabunga*, formerly much prized in medicine. See *Veronica*.

**Beccaria, Test of.** See *Tests, Table of*.

**Bêche-de-mer** (*bāsh'-de-mār*) [Port., *bicho-do-mar*, sea-worm]. The smoked and dried bodies of *Holothuria argus*, a sea-slug; valued by the Chinese as a culinary delicacy, and an aphrodisiac. Unof.

**Bechesthesis** (*bek-es'-thes-is*) [*βήξ*, cough; *αἰσθησις*, sensation]. The sensation in the throat or air-passages that prompts one to cough.

**Bechic** (*bek'-ik*) [*βήχικος*, from *βήξ*, a cough]. A remedy for a cough; an antibecheic.

**Bechorthopnea** (*bek-orth-op-ne'-ah*) [*βήξ*, cough; *ὀρθός*, straight; *πνεῖν*, to breathe]. Cough associated with orthopnea. A synonym of *Whooping-cough*.

**Bechous** (*bek'-us*) [*βήξ*, a cough]. Pertaining to or affected with cough.

**Bechterew's Nucleus.** The accessory auditory nucleus.

**Becker's Test.** A test for astigmatism, made by means of a set of parallel lines in triplets placed in various meridians.

**Beckmann, Method of.** A method for the determination of the depression of the freezing-point. A hard glass tube, from 2 to 3 cm. in diameter, with a lateral projection, is filled with from 15 to 20 grams of the solvent (weighed out accurately in centigrams), and closed with a cork in which are placed an accurate thermometer and a stout platinum wire serving as a stirring-rod. The lower part of the tube is attached by means of a cork to a somewhat larger, wider tube, which serves as an air-jacket. The entire apparatus projects into a beaker-glass filled with a freezing-mixture. Cold water will answer for glacial acetic acid and ice-water for benzene. The congealing-point of the solvent is determined by cooling this to from 1° to 2° below its freezing-point; then by agitation with the platinum rod (after addition of platinum dippings) the formation of crystals is induced. The thermometer rises. When the mercury becomes stationary, the reading indicates the freezing-point of the solvent. The mass is allowed to melt and an accurately weighed amount of substance is introduced through the lateral projection. When this has dissolved, the freezing-point is determined as before.

**Béclard's Hernia.** See *Diseases, Table of*. **B. Operation.** See *Operations, Table of*. **B. Suture.** See *Suture*.

**Beccorthopnea** (*bek-orth-op-ne'-ah*). See *Bechorthopnea*.

**Beccquerel's Pills.** Pills containing quinin, extract of digitalis and colchicum seeds, for use in gout.

**Becuiba** (*bek-we'-bah*) [native Brazilian name]. The tree *Myristica bicuhyba* of Brazil. Its nuts afford a "tallow," or balsam, useful in rheumatism and piles. Unof.

**Bed** (*bed*) [AS., *bedd*]. The couch or support on which the body may rest in sleep; usually a mattress of straw, hair, or similar substance. **B., Air,** a mattress of rubber or leather that can be inflated with air. **B.-bug** an apterous insect, *Cimex lectularius*, that infests filthy bedsteads, and at times is parasitic upon the human body. See *Cimex*. **B.-case**, a form of hysteria or hypochondriasis in which the patient, without cause, persistently remains in bed. **B.-pan**, a large shallow vessel for receiving the alvine discharges from bedridden patients. **B.-rest**, an apparatus for propping up patients in bed. **B.-ridden**, confined to bed. **B.-sore**, a sore produced on any projecting part of the body by prolonged pressure against the bed, and by nutritive changes in

paralyzed parts. **B., Water**, a rubber mattress containing water; it is used to prevent the formation of bed-sores.

**Bedegar, Bedeguar** (*bed'-e-gar*) [Ar., Pers., *bādāwar*, a white thorn]. An insect-made gall found on rose-bushes of various species. It is astringent, but is not now used in regular medicine.

**Bedlam** (*bed'-lam*) [ME., *bedlem*, a corruption of Bethlehem]. A mad-house.

**Bedlamism** (*bed'-lam-izm*) [see *Bedlam*]. Insanity.

**Bedlamite** (*bed'-lam-it*) [see *Bedlam*]. A madman; an insane person.

**Bednar's Aphthæ.** See *Aphthæ*, and *Diseases, Table of*.

**Bedouin Itch.** A synonym of the vesicular variety of *Lichen tropicus*.

**Bee** (*be*) [AS., *bi*]. A genus of insects belonging to the *Hymenoptera*, commonly used to designate the common Honey Bee, *Apis mellifica* (q. v.). **B.-bread**, a preparation of pollen with which bees fill certain cells. (The propolis, or hive-resin, is also incorrectly called bee-bread.) **B.-poison**, the irritating secretion discharged through the sting of the bee. See *Formic Acid*.

**Beech** (*bēch*). See *Fagus*.

**Beech-drop** (*bēch'-drop*). See *Cancer Root*.

**Beef** (*bēf*) [ME., *befe*]. The flesh of domestic cattle. Good beef should be of red color, possess firm texture, and be free from unpleasant smell. Beef consists mainly of water 73, fibrin 15, gelatin 4, albumen 3, fat and other substances 5 per cent. **B.-extract**, the soluble fibrin of lean meat partly desiccated. **B.-measles.** See *Cysticercus bovis*. **B.-tea**, the soluble extractive matter of beef, made by steeping finely-cut lean beef with its weight of water, and straining.

**Beer** (*bēr*). See *Malt Liquors*. **B.-vinegar.** See *Vinegar*.

**Beer's Cataract Knife.** A knife with a triangular-shaped blade, for making section of the cornea in the removal of the crystalline lens. **B. Operations.** See *Operations, Table of*.

**Beeswax** (*bēz'-waks*). *Cera flava*: wax secreted by bees, of which their cells are constructed; ordinarily it is a mixture of cerotic acid, myricyl palmitic ester, heptacosane, hentriacontane, and several alcohols. The crude melted wax is a tough, compact mass of yellow or brownish color, granular structure, faint taste, and honey-like odor. When bleached it becomes white. Its specific gravity is .959 to .969; its melting-point 62° to 64° C. It is used in making candles, ointments, and pomades.

**Beet** (*bēt*). See *Beta*.

**Begbie's Disease.** See *Diseases, Table of*.

**Beggiatoa** (*bed-jē-at-o'-ah*) [after the Italian botanist, J. Beggiato]. A genus of arthrosporous bacteria founded by Trevisan (1833), consisting of swinging or gliding, milk-white, gray, rosy to violet threads. They decompose sulphur compounds, and store up sulphur granules in their protoplasm. They are found in stagnant, fresh, or salt water, particularly that contaminated by sewage or factory waste. See *Bacteria, Synonymatic Table of*.

**Begin's Operation.** See *Operations, Table of*.

**Begma** (*beg'-mah*) [*βήγμα*, a cough: *pl.*, *Begmata*]. A cough; the matter expectorated by coughing.

**Begonia** (*be-go'-ne-ah*) [after *Bégon*, a French savant]. An extensive genus of flowering-plants, mostly natives of warm regions. *B. octopetala* and *tomentosa*, of Peru, are astringent. *B. balmisiana*, of Mexico, and various other species are locally prized as alternatives. Unof.

**Beguan** (*beg'-wan*) [native S. America]. A bezoar obtained from the iguana, a large species of lizard.



**Behen-Nut** (*be'-hen nut*). The seed of *Moringa pterygosperma*, and *M. aptera*, trees of tropical countries. They afford *Oil of Behen*, or *Oil of Ben*.

**Behenolic Acid** (*be-hen-ol'-ik*). See *Acid*.

**Beindorff's Apparatus**. A furnace for boiling water, in use in pharmacies.

**Bela** (*be'-lah*) [Hind.]. The dried, half-ripe fruit of *Aegle marmelos*, or Bengal quince. It is a valuable remedy for chronic diarrhea and dysentery. The ripe fruit is slightly laxative. Dose  $\frac{3}{4}$  ss-j. **B.**, Ext. Liq. (B. P.). Dose  $\frac{3}{4}$ j-ij. Unof.

**Belching** (*belch'-ing*) [ME., *belchen*]. The expulsion or throwing up of gas from the stomach. Eructation.

**Belemnoid** (*bel-em'-noid*) [*βέλεινον*, a dart]. 1. Dart-shaped; styloid. 2. The styloid process of the ulna or of the temporal bone.

**Belenoid** (*bel'-en-oid*). See *Belonoid*.

**Bell** (*bel*) [ME., *bel*]. A hollow, metal sounding-instrument. **B. gastrula**. See *Archigastrula*. **B. Metal**, an alloy of copper, zinc, tin, and antimony. **B.**, **Nerves of**. The external and internal respiratory nerves, etc. **B. Sound**, the sound produced in pneumothorax by striking a coin, placed flat upon the chest, by another coin. It can be heard through the stethoscope placed over the affected side.

**Bell's Disease**. See *Periencephalitis and Diseases*, Table of. **B. Law**. See *Law*. **B. Mania**. See *Periencephalitis and Diseases*, Table of. **B. Operations**. See *Operations*, Table of. **B. Palsy or Paralysis**. See *Diseases*, Table of.

**Belladonna** (*bel-ah-don'-ah*) [It., *belladonna*, beautiful lady]. Deadly Night-shade. A perennial plant of the order *Solanaceæ*, indigenous to Southern Europe and Asia, and cultivated in the U. S. Its properties are due to two alkaloids, *atropin* and *belladonnin*, the latter thought to be identical with *hyoscyamin*. Both leaves and root are employed. It is a mild narcotic and anodyne and a powerful mydriatic; also an antispasmodic, and in small doses a cardiac, respiratory and spinal stimulant. It is valuable in the inflammation of rheumatism, in gout, and in neuralgia. Dose of the root and leaves gr. j. **B.**, **Folia**, the leaves of belladonna. **B.**, **Radix**, the root of belladonna. The preparations of the leaves are: **B.**, **Extractum Alcoholicum**. Dose gr.  $\frac{1}{10}$ - $\frac{1}{2}$ . **B.**, **Tinct.**, 15 per cent. Dose  $\frac{m}{j}$ -xxx. **B.**, **Unguent.**, contains extract 10, dilute alcohol 6, benzoated lard 84 parts. From the root are prepared: **B.**, **Abstractum**. Dose gr.  $\frac{1}{10}$ -j. Unof. **B.**, **Emplastrum**, alcoholic ext. of leaves 20, resin-plaster 40, soap-plaster, 40. **B.**, **Extractum Fluidum**. Dose  $\frac{m}{j}$ -v. **B.**, **Linimentum**, fluid extract 95, camphor 5. **B.**, **Succus** (B. P.). Dose  $\frac{m}{v}$ -xv. **B.**, **Japanese**. See *Scopolia*. **Atropin sulphate**, an excellent antidote in opium-poisoning. **Lamellæ atropinæ** (B. P.), each containing of atropin  $\frac{1}{5000}$  grain. **Liq. atropinæ sulphatis** (B. P.). Dose  $\frac{m}{j}$ -vj. **Unguentum atropinæ** (B. P.), grs. viij to the ounce. See *Atropin*. Dose gr.  $\frac{1}{5000}$ - $\frac{1}{100}$ . **Homatropin**. See *Atropin*.

**Belladonnin** (*bel-ah-don'-in*) [see *Belladonna*],  $C_{17}H_{23}NO_3$ . An alkaloid found in *Belladonna*. It resembles atropin, hyoscyamin, and hyoscin. It occurs with atropin, and is likewise decomposed into tropic acid and oxytropin ( $C_8H_{15}NO_2$ ). See *Belladonna*.

**Belleric** (*bel-er'-ik*) [Pers., *bahlah*]. A variety of myrobalan (*q. v.*); the fruit of *Terminalia fellerica*.

**Belini, Ducts of**. See *Ducts*.

**Bellocq's Canula**. An instrument used in plugging the nares.

**Bellon** (*bell'-on*) [origin unknown]. Painter's (or lead) colic. See *Colic*.

**Bellows** (*bell'-oz*) [ME., *belowes*]. An instrument for

propelling air through a tube or small orifice. **B.** and **Blow-Pipe**, a circular bellows nine or ten inches in diameter, with a small gum-elastic tube, three or four feet in length, terminating in a tapering metallic tube, to be attached to a blow-pipe leading from it. The bellows is worked by the foot, while with the blow-pipe held in the hand, a jet of flame from a lamp may be projected on the object designed to be heated. **D.** **Murmur**, the *Bruit-de soufflé*, *q. v.*; also the funic or placental souffle.

**Belly** (*bel'-e*) [ME., *bely*]. See *Abdomen*. **B.-ache**. See *Colic*. **B.-bound**, vulgar for constipated. **B.-button**, the navel.

**Belmas's Operation**. See *Operations*, Table of.

**Beloid** (*be'-loid*) [*βέλως*, an arrow]. Arrow-shaped or styloid.

**Belonephobia** (*bel-o-ne-fo'-be-ah*) [*βελώνη*, a pin; *φόβος*, fear]. A morbid dread of pins and needles.

**Belonoid** (*bel'-on-oid*) [*βελώνη*, a needle, bodkin]. Styloid; needle-shaped.

**Belt** (*bel*) [ME., *bel*]. A girdle about the waist. **B.**, **Abdominal**, a broad, elastic belt worn about the abdomen as a support during pregnancy. **B.**, **Magnetic**, a belt consisting of plates of metal fastened upon a strip of felt moistened with dilute acid. It is a cure-all largely sold by empirics.

**Ben**, or **Benne Oil** (*ben*, or *ben'-e*). *Oleum balatinum*, is obtained by expression from the seeds of the several species of *Moringia*. It is a colorless, odorless oil, not readily turning rancid. It is used by perfumers for extracting odors, and for lubricating clocks and light machinery. See *Behen-nut* and *Sesame*.

**Bence Jones's Albumin**. See *Albumin*.

**Bendas's Method**. See *Stains*, Table of.

**Bending** (*bend'-ing*) [ME., *bend*]. Active Swedish movements in which the body is bent or inclined in various directions in order to develop certain portions of the muscular system.

**Benedictine** (*ben-e-dik'-tin*) [*benedicere*, to bless]. A liquor or cordial originally prepared by Benedictine monks, and distilled at Fécamp, in France. It much resembles chartreuse and trappistine.

**Benedikt, Syndrome of**. Paralysis of the muscles supplied by the oculo-motor nerves of one side and tremor and paresis of the upper extremity of the other side.

**Beng** (*beng*). See *Cannabis Indica*.

**Bengal** (*ben'-gal*) [Hind., *Bengāl*]. A province of India. **B. Quince**. See *Bela*. **B. Red**. Same as *Rose Bengale*.

**Bengalin** (*ben'-gal-in*) [Hind., *Bengāl*]. Same as *Coupler's Blue*.

**Benger's Food**. Partially digested and solidified beef-tea, used as a food for invalids.

**Benham, Gland of**. See *Gland*.

**Benham's Operation**. See *Operations*, Table of.

**Benign** (*be-nin'*), or **Benignant** (*be-nig'-nant*) [*benignus*, kind]. A term applied to medicines that are characterized by mildness. It is used chiefly to distinguish tumors that are not malignant (*q. v.*) or carcinomatous.

**Benjamin, or Gum Benjamin** (*ben'-jam-in*). See *Benzoïn*.

**Bennett's Operation**. See *Operations*, Table of.

**Benson's Operation**. See *Operations*, Table of.

**Bent's Operation**. See *Operations*, Table of.

**Benzal** (*ben'-zal*). See *Benzylidene*. **B. Green**. Same as *Malachite Green*.

**Benzaldehyd** (*ben-zal'-de-hid*) [*benzoïn*; *aldehyd*],  $C_7H_6O$ . Bitter-almond oil; a compound that results from the oxidation of benzyl alcohol; it is a colorless liquid with a pleasant odor, and boils at 179°; its specific gravity is 1.050 at 15°. It is soluble in 30

- parts water, and is miscible with alcohol and ether. It is used in making benzoic acid as well as various pigments. **B. Green.** Same as *Malachite Green*.
- Benzaldoxin** (*ben-zal-doks'-in*),  $C_7H_9NO$ . A thick oil formed by the action of hydroxylamin upon benzaldehyd.
- Benzamid** (*ben'-zam-id*) [*benzoin*; *amid*],  $C_7H_7NO$ . A compound that results when benzoyl chlorid acts upon alcoholic ammonia. It is best obtained by heating benzoic acid and ammonium thiocyanate to  $170^\circ C$ . It crystallizes in pearly leaflets, melts at  $130^\circ$ , and boils near  $288^\circ$ ; it is readily soluble in hot water, alcohol, and ether. It may be regarded as the amid of benzoyl.
- Benzanilid** (*ben-zan'-il-id*) [*benzoin*; *anilin*],  $C_{13}H_{11}NO$ . Benzoyl-anilid, prepared by the action of benzoyl chlorid on anilin. It is used as an antifebrile in children, in doses of gr. iij–viij. Unof.
- Benzene** (*ben'-zēn*) [*benzoin*],  $C_6H_6$ . A hydrocarbon contained in coal-tar. It is formed by the dry distillation of all benzene acids. It is a mobile, ethereal-smelling liquid, of specific gravity 0.899 at  $0^\circ$ . It solidifies about  $0^\circ$ , melts at  $+6^\circ$ , and boils at  $80.5^\circ$ . It burns with a luminous flame. It readily dissolves resins, fats, sulphur, iodine, and phosphorus. It is the material from which anilin and the anilin colors are derived. **B.-sulphonic Acid**,  $C_6H_5SO_3H$ , is prepared by boiling together equal parts of benzene and  $H_2SO_4$ . It occurs in small plates, readily soluble in alcohol and water, and which deliquesce in the air. In its dry distillation the acid yields benzene phenylsulphone, and when fused with caustic potash phenol is produced.
- Benzidin** (*ben'-zid-in*) [*benzoin*],  $C_{12}H_{12}N_2$ . Diamidodiphenyl; a compound obtained by the action of tin and HCl upon the alcoholic solution of azo-benzene. Benzidin dissolves easily in hot water and alcohol, and crystallizes in silvery leaflets, melting at  $122^\circ$ .
- Benzil** (*ben'-zil*) [*benzoin*],  $C_{14}H_{10}O_2$ . A compound produced in the oxidation of benzoin with chlorin. It crystallizes from ether in large, six-sided prisms, melting at  $90^\circ$  and boiling at  $347^\circ$ .
- Benzimid** (*ben'-zim-id*) [*benzoin*; *amid*],  $C_{23}H_{18}N_2O_2$ . A compound formed by the action of hydrocyanic acid on hydrid of benzoyl. It occurs also in the resinous residue of the rectification of the oil of bitter almonds.
- Benzine** (*ben'-zin*). See *Benzinum*.
- Benzinum** (*ben'-zi'-num*) [*L.: gen., Benzini*]. Benzine, Petroleum Ether. A purified distillate from American petroleum, having a specific gravity of .77 to .79, boiling at  $80^\circ$  to  $90^\circ C$ , colorless, of ethereal odor, and a slightly peppermint-like taste. It is a valuable solvent for oils, fats, resins, caoutchouc, and some alkaloids. It is a vermicide against tapeworm. It should be distinguished from *Benzol*, which is called *Benzene* by English chemists. Dose gtt. v–x, on sugar or in mucilage.
- Benzoate** (*ben'-zo-āt*) [*benzoin*]. Any salt of benzoic acid. **B. of Naphthol.** See *Benzo-naphthol*.
- Benzoated** (*ben'-zo-āt-ed*) [*benzoin*]. Impregnated with benzoin or with benzoic acid.
- Benzoic** (*ben'-zo'-ik*) [*benzoin*]. Pertaining to or derived from benzoin. **B. Acid.** See *Acid*.
- Benzoin** (*ben'-zo-in* or *-zoin*) [*origin obscure*]. A resin obtained from *Styrax benzoin*, a tree native to Sumatra and Siam. It is also a ketone alcohol,  $C_{14}H_{12}O_2$ , and may be produced by oxidizing hydrobenzoin with concentrated  $HNO_3$ . It is sparingly soluble in water, cold alcohol, and ether, and crystallizes in shining prisms, melting at  $134^\circ$ . It is used as a remedy for bronchitis and in making court-plaster. It occurs in tears consisting of several resins agglutinated by a balsam. It yields benzoic and cinnamic acids, is antiseptic and disinfectant, and is used mainly as a stimulant expectorant in chronic bronchitis. Sodium and potassium compounds are sometimes used in place of like salicylic acid compounds. **Adeps benzoïnatus**, benzoïnated lard, contains 2 per cent. of benzoin. **B., Tinct.,** 20 per cent. of the resin in alcohol. Dose  $\mathfrak{z}$  ss–j. **B., Tinct. Comp.,** Friar's Balsam, benzoin 12, aloes 2, styrax 8, balsam of Tolu 4, alcohol, q. s. ad 100 parts. Dose  $\mathfrak{z}$  ss–ij. **Benzoic Acid**,  $C_6H_5O_2$ , alcohol the best solvent. A constituent of opii, tinct. camphorat. Dose gr. x–xxv. **Trochisci Acidi Benzoici** (B. P.). **Unguentum Cetacei** (B. P.). See *Cetaceum*. **Ammonium Benzoate**, water the best solvent. Dose gr. v–xxx. **Bismuth Benzoate**, an antiseptic dressing for chancroid. **Lithium Benzoate.** Dose gr. v–xxx. **Sodium Benzoate**, water the best solvent. Dose gr. v– $\mathfrak{z}$ l.
- Benzol** (*ben'-zol*) [*benzoin*],  $C_6H_6$ . A hydrocarbon formed by the dry distillation of organic substances, but derived chiefly from coal-tar. It is inflammable and very volatile, and is an excellent solvent for grease. It is used internally to destroy epizoa. Its vapor is used in whooping-cough. Dose gtt. v–x. See, also, *Stains, Table of*. **B. Balsam.** See *Stains, Table of*. **B. Colors.** See *Conspectus of Pigments*, under *Pigment*.
- Benzo-naphthol** (*ben-zo-naf'-thol*) [*benzoin*; *βάμβα*, a kind of asphalt],  $C_{10}H_7O(C_6H_5O)$ . The benzoate of beta-naphthol, used as an intestinal antiseptic in typhoid fever and other intestinal diseases. Dose gr. ij to viij.
- Benzonitrite** (*ben-zo-ni'-tril*) [*benzoin*; *nitrum, niter*],  $C_7H_5N$ . Cyanbenzene; a compound isomeric with phenyl carbylamin. It is obtained from benzene sulphonic acid by distillation with potassium cyanid. It is an oil with an odor resembling that of oil of bitter almonds, and boils at  $191^\circ$ ; its specific gravity is 1.023 at  $0^\circ$ .
- Benzophenone** (*ben-zo-fe'-nōn*) [*benzoin*; *φοίνιξ*, purple-red],  $C_{13}H_{10}O$ . Diphenyl ketone; a compound obtained by distilling calcium benzoate. It is dimorphous, but generally crystallizes in large, rhombic prisms, melting at  $48$ – $49^\circ$ , sometimes in rhombohedra, that melt at  $27^\circ$ . It has an aromatic odor and boils at  $295^\circ$ .
- Benzophenoneid** (*ben-zo-fe'-no'-ne-id*) [*benzoin*; *φοίνιξ*, purple-red]. Tetramethyl-diapsido-benzo-phenoid; an anilin dye. A solution of one part in 200 parts of water has been pronounced a valuable bactericide, neither caustic nor irritant, and very serviceable in eye-diseases. Unof.
- Benzopurpurin.** See *Pigments, Conspectus of*.
- Benzoquinone** (*ben-zo'-qwin-ōn*). See *Quinone*.
- Benzosalicin** (*ben-zo-sal'-is-in*). See *Populin*.
- Benzosol** (*ben'-zo'-sol*) [*benzoin*],  $C_{15}H_{12}O_3$ . Benzoyl-guaiaicol, an agreeable and harmless substitute for creasote in tuberculous affections. It also has antipyretic properties. Dose gr. iv–x.
- Benzoyl** (*ben'-zo-il*, or *-zoi'*) [*benzoin*],  $C_7H_5O$ . The radical of benzoic acid, of oil of bitter almonds, and of an extensive series of compounds derived from this oil, or connected with it by certain relations. **B.-ecgonin**,  $C_{16}H_{18}NO_4H$ , a substance intermediate in composition between cocaine and ecgonin. **B.-Glycocoll.** See *Acid, Hippuric*. **B. Green.** Same as *Malachite Green*. **B.-Pseudo-tropein.** See *Tropacocain*.
- Benzyl** (*ben'-zil*) [*benzoin*],  $C_7H_7$ . An organic radical that does not exist in the free state, but in combination forms a considerable number of compounds. **B. Alcohol.** See *Alcohol*. **B. Violet.** See *Pigments, Conspectus of*.



**Benzylidene** (*ben-sil'-id-en*) [*benzoin*],  $C_7H_6$ . A bivalent radical derived from benzoin compounds.

**Beral's Apparatus.** In pharmacy, an apparatus for effecting lixivation.

**Bérard's Aneurysm.** See *Aneurysm and Diseases, Table of*. **B.'s Operation.** See *Operations, Table of*.

**Béraud, Ligament of.** The ligament that suspends the pericardium. **B., Valve of,** a valve supposed to exist at the bottom of the lachrymal sac over the entrance to the nasal duct.

**Berberin** (*ber'-ber-in*) [*berberina*: *gen.*, *Berberina*],  $C_{20}H_{17}NO_4$ . An alkaloid found in the bark of *Berberis*, and in many other plants of exceedingly various botanic character. It is a tonic to the capillary vessels and increases the blood-pressure. It is recommended as a tonic and antiperiodic, and is an ingredient of various lotions for the mucous membranes; it is useful in nasal catarrh, etc. Dose gr. j-x. Unof.

**Berberis** (*ber'-ber-is*) [L.]. Barberry. The root of *Berberis vulgaris*, or common barberry. Its properties are due to an alkaloid, *berberin*,  $C_{20}H_{17}NO_4$ . It is an astringent, bitter tonic; in large doses a cathartic. It is used locally in conjunctivitis, and internally in malarial and typhoid fevers. **B., Ext. Fid.** Dose  $\mathfrak{m}$  v-xxx. **B., Tinct.**, contains 20 per cent. of the root. Dose  $\mathfrak{m}$ x- $\mathfrak{z}$ j. **Berberin**, the alkaloid. Dose gr. j-x. **B., Hydrochl.**, an efficient injection in gonorrhea. All unof. *B. asiatica*, *B. aquifolium* (or Oregon grape), and *B. lycium* are all medicinally active, and have similar properties to those of the common barberry.

**Bergamii, Oleum** (*ber-ga'-me-i o'-le-um*). Oil of Bergamot. See *Bergamot*.

**Bergamot, Oil of** (*ber'-gam-ot*) [*Bergamo*, a town in Italy],  $C_{10}H_{16}$ . A volatile oil derived from the rind of the *Citrus bergamia*. It is used mainly as a perfume, and as a clearing-agent in histologic work.

**Bergeron's Disease.** See *Diseases, Table of*. **B. Method.** See *Treatment, Methods of*.

**Bergkrankheit** (*bärg'-kra(h)nk-hit*). See *Mountain Sickness*.

**Bergmann's (von) Operations.** See *Operations, Table of*.

**Beri-beri** (*ber'-e-ber'-e*) [Singalese, *beri*, weakness]. A dropsical ailment, occurring in an acute and chronic form, and characterized by the appearance of pleuritic or pericardial effusions, with general anasarca, anemia, extreme weakness, and paraplegia. The acute form is generally fatal; recovery frequently takes place in the chronic form. It is prevalent in India, Japan, and Ceylon, and is most common among men. Its cause is not known, but possibly it is of microbic origin. Improper diet also has some influence upon the production of the disease.

**Berlier System of Sewage.** See *Sewage, Disposal of*.

**Berlin Blue.** See *Pigments, Conspectus of*.

**Berlin's Operation.** See *Operations, Table of*.

**Berlinghieri's Operation.** See *Operations, Table of*.

**Bernard, Canal of.** See *Canals, Table of*. **B.'s Granular Layer**, the inner zone of the cells lining the acini of the pancreas. It is granular in appearance and stains but slightly with carmin.

**Bernay's Operation.** See *Operations, Table of*.

**Bernheim's Operation.** See *Operations, Table of*.

**Bernstein's Theory of Muscular Contraction.** He claims that the seat of the contraction is in the interstitial material surrounding the system of inotagmata, and that it consists in the migration of that labile material from pole to equator, this being synchronous with explosive chemic change, sudden disengagement of heat, and change in the electric state of the living substance.

**Berried Tea** (*ber'-əd te*). A popular name for *Gaultheria procumbens*.

**Berry** (*ber'-e*) [ME., *bery*]. An indehiscent fruit with a pericarp that is succulent throughout, as the grape and gooseberry.

**Bert's Experiment.** Bert removed the skin from the tip of the tail of a rat, stitched it into the skin of the back of the animal, and after union had taken place the tail was divided at its base. Sensation was preserved. Nerve-fibers were thus proved capable of transmitting impulses in both directions. **B.'s Method.** See *Anesthetic*.

**Berthold's Method.** See *Myringo-plastic Method*.

**Bertillonage** (*ber-til-lon-a(h)*) [*Bertillon*, a French criminologist]. A system of carefully-recorded measurements and descriptions of criminals, for the purpose of future identification, introduced into France by M. Bertillon and adopted by the police of many large cities.

**Bertin, Bones of.** The sphenoidal turbinated bones, partly closing the sphenoidal sinuses. **B., Column of,** a cortical column of the kidney; the part separating the sides of any two pyramids. **B., Ligament of,** the ilio-femoral ligament. See *Ligament*.

**Bertrand's Suture.** See *Suture*.

**Beryllium** (*ber-il'-e-um*) [*βήρυλλος*, beryl]. A bivalent metal obtainable from the beryl, whence its name; it is called also glaucinum. See *Elements, Table of*.

**Besnier's Lotion.** A wash used in treating acne. It consists of precipitated sulphur,  $1\frac{1}{2}$  ounces; glycerin, 4 to 6 drams; to which are added after mixing, spirits of camphor, 6 drams, rose-water, a sufficient quantity.

**Besoin** (*bez-wan(gy')* [Fr.]. A desire; an impulse. *Besoin de respirer*, the sense of the need of air experienced when respiration is impeded.

**Bestiality** (*bes-che-a'll-it-e*) [*bestia*, a beast]. Unnatural intercourse with an animal.

**Bestiarian** (*bes-te-a'-re-an*) [*bestia*, a beast]. An antivivisectionist, contemptuously so called as being a professed friend of the beasts.

**Bestucheff's Mixture or Tincture.** The ethereal tincture of chlorid of iron, used in erysipelas. It is made as follows: **R.** Tinct. ferri sesquichloridi,  $\mathfrak{i}$  part; spt. ether. nit., 4 parts. Mix and expose to the rays of the sun in well-closed bottles until the brownish color disappears. The dose is one to two teaspoonfuls every three hours.

**Beta** (*be'-tah*) [L.]. **1.** The beet. See *Betin*. **2.** The second letter of the Greek alphabet, used in chemic nomenclature. **B. Angle.** See *Angle*. **B.-naphthol.** See *Naphthol*.

**Betacism** (*ba'-tas-izm*) [*beta*, βῆτα, the second letter of the Greek alphabet]. The too-frequent use of the *b*-sound in speech, or the conversion of other sounds into it.

**Betaïn** (*be-ta'-in*) [*beta*, a beet],  $C_5H_{11}NO_{22}$ , or  $C_{10}H_{22}N_2O_4$ . Called also Oxyneurin and Lycin. A basic substance obtained by the careful oxidation of cholin. It occurs already formed in the sugar-beet (*Beta vulgaris*) and crystallizes from alcohol with one molecule of water in shining crystals that deliquesce in the air; it has an alkaline reaction and a sweetish taste.

**Betel** (*be'-tel*) [E. Ind.]. A masticatory used in the East. A few grains of the nut of the Catechu palm, *Areca C.*, are rolled up with a small amount of quicklime in a leaf of *Piper betel*, and chewed. It is tonic, astringent, stimulant, and aphrodisiac, and increases the powers of endurance. Dose of fld. ext.  $\mathfrak{z}$ j- $\mathfrak{ii}$ j. Unof.

**Beth Root** (*beth root*). The rhizome of *Trillium erecta*, astringent and tonic. Dose of fld. ext.  $\mathfrak{m}$ xxx- $\mathfrak{z}$ j. *Trilin*, a concentrated ext. Dose gr. ij-iv. Unof.

**Betin** (*be'-tin*) [*beta*, a beet]. A precipitate prepared from a tincture of the common beet. It has been proposed as a substitute for ergot. Unof.

**Betol** (*be'-tol*),  $C_{10}H_7O.C_7H_5O_2$ . Salinaphthol. Naphthalol. A salicylic ether of naphthol, of alleged value in rheumatism and cystitis. It resembles salicylic acid in its properties. Dose gr. x-xv. Unof.

**Betony** (*bet'-o-ne*) [*betonica*, a corrupt form of *vettonica*]. Any labiate plant of the genus *Betonica*, especially *B. officinalis*, of Europe, formerly highly prized for its medicinal virtues, which are, however, unimportant. Unof.

**Bettmann's Method.** See *Cataract, Artificial Maturation of*.

**Betula** (*bet'-u-lah*). See *Birch*.

**Betulin** (*bet'-u-lin*) [*betula*, birch],  $C_{36}H_{60}O_3$  (Hausmann). Birch resin, or birch camphor, derived from the bark of the white birch.

**Between-brain.** The interbrain; also the midbrain.

**Betz's Cells.** See *Cell*.

**Bex** (*beks*) [*βήξ*, a cough]. A cough, or disease characterized by coughing. **B. convulsiva**, whooping-cough. **B. theriodes**. Synonym of *Whooping-cough*.

**Bezot or Bezette** (*be-zet'*). See *Pigments, Conspectus of*.

**Bezoar** (*be'-zo-ar*) [Ar., *bāzahr*, the bezoar-stone]. A name for certain calculi or concretions found in the stomach or intestines of some animals (especially ruminants), formerly supposed to be efficacious in preventing the fatal effects of poison. **B., Vegetable.** See *Calapite*.

**Bezoardic** (*bez-o-ar'-dik*) [Ar., *bāzahr*, the bezoar-stone]. 1. Acting as a bezoar; antidotal. 2. Any alexipharmic agent.

**Bezold's (von) Ganglion.** See *Ganglia, Table of*.

**Bhang** (*bang*). See *Cannabis indica*.

**Bhel** (*bel*). See *Bela*.

**Bi** (*bi*) [*bis*, twice]. A prefix signifying "twice" or "two"; as *bicuspid*, with two cusps; *bilobed*, twice lobed; *bivalved*, with two valves; *bilateral*, two-sided, etc. In chemistry, the prefix *di* is commonly employed.

**Biacid** (*bi-as'-id*) [*bi*, two; *acidum*, an acid]. In chemistry, a term applied to a base that may combine in two proportions with an acid.

**Biauricular** (*bi-aw-rik'-u-lar*) [*bis*, twice; *auricula*, the ear]. Relating to two auricles, or to two corresponding auricular points.

**Bibirin** (*bi-bir'-in*). See *Buxin*.

**Bibiru** (*bi-be'-ru*). Same as *Bebeeru*.

**Bibitorius** (*bib-it-o'-re-us*) [*bibere*, to drink]. The rectus internus muscle of the eye; so called because it turns the eye inward in the act of drinking.

**Bibliography** (*bib-le-og'-ra-fe*) [*βιβλίον*, a book; *γράφειν*, to write]. A classified list of references, books, or authorities on any subject.

**Bibliophobia** (*bib-le-o-fu'-be-ali*) [*βιβλίον*, a book; *φόβος*, dread]. Morbid dislike of books.

**Bibron's Antidote.** Formerly quite a famous remedy for rattlesnake bite. It consists of bromin,  $\mathfrak{z}$  iiss; potassium iodid, gr. ij; corrosive chlorid of mercury, gr. j; dilute alcohol,  $\mathfrak{z}$  xxx. Of this a teaspoonful is given in wine or brandy, p. r. n.

**Bibulous** (*bib'-u-lus*) [*bibere*, to drink]. Having the property of absorbing moisture or liquids. **B. lapis**, pumice stone. **B. Paper**, used in dentistry for drying cavities preparatory to introducing the filling. Blotting paper.

**Bicarbonate** (*bi-kar'-bon-āt*) [*bis*, twice; *carbo*, a coal]. Any supercarbonate that has two carbonic acid equivalents for one of the base.

**Bicarinate** (*bi-kar'-in-āt*) [*bi*, two; *carinatus*, keel-

shaped]. In biology, having two keel-like projections, as certain grasses.

**Bicaudal** (*bi-kaw'-dal*) [*bicaudalis*, two-tailed]. Having two tails or appendages. **B. Muscle**, the *abductor auris*. See *Muscles, Table of*.

**Bicephalium** (*bi-sef'-a'-le-un*) [*bi*, two; *κεφαλή*, head]. A tumor of the scalp so large that it gives the patient the appearance of having two heads.

**Biceps** (*bi'-seps*) [*bis*, twice; *caput*, the head]. A term applied to several muscles, as *B. brachii*, *B. extensor*, *B. flexor cruris*. They are so called from their double origin. See *Muscles, Table of*. **B. Reflex.** See *Reflexes, Table of*.

**Bichat, Canal of.** See *Canal*. **B., Fissure of.** See *Fissure*. **B., Foramen of.** See *Foramina, Table of*. **B., Tunic of,** the intima of the blood-vessels.

**Bichlorid** (*bi-klo'-rid*) [*bi*, two; *chlorin*]. In chemistry, a basic compound containing two equivalents of chlorin. **B. of Gold.** See *Gold*. **B. of Mercury.** See *Hydrargyrum*.

**Bicho do mar** (*be'-cho-do-mär*). See *Bèche de mer*.

**Bichromate** (*bi-kro'-mät*) [*bi*, two; *chromium*]. In chemistry, a basic compound containing two equivalents of chromium. **B. of Potash.** See *Potassium*.

**Bicipital** (*bi-sip'-it-al*) [*bi*, two; *caput*, the head]. Pertaining to the biceps muscle.

**Bi-concave** (*bi-kon'-käv*). See *Lens*.

**Biconvex** (*bi-kon'-veks*). See *Lens*.

**Bicornute** (*bi-kor'-nä*) [*bicornutus*, with two horns]. Having two horns, as a *bicornute* uterus.

**Bicuspid** (*bi-kus'-pid*) [*bi*, two; *cusps*, the point of a spear]. Having two cusps, as **B. Teeth**, the fourth and fifth teeth. **B. Valve**, the mitral valve of the heart.

**Bidder and Schmidt's Method.** A method of estimating the amount of acids in the stomach. It consists in performing an ultimate analysis, apportioning the chlorin to the metals and ammonium present, and calculating the remainder as HCl.

**Bidder's Ganglia.** See *Ganglia, Table of*. **B.'s Organ**, a singular structure found in male toads and sometimes in male frogs, between the testis and fat-body; it is a rudimentary ovary, and in conjunction with the testis forms an ovotestis; the development of the Müllerian duct, or oviduct, being in direct proportion to the size of "Bidder's Organ." These functionless ducts frequently become cystic (in ten per cent. of male frogs, and in fifteen per cent. of male toads).

**Bidens** (*bi'-denz*) [*bidens*, having two teeth]. A genus of herbaceous composite plants. **B. bipennata**, Spanish needles, an herbaceous composite-flowered plant. The seeds and roots are said to be emmenagogue and antiechic. Dose of fld. ext. gtt. xv- $\mathfrak{z}$ j. Unof.

**Bidet** (*be-det'*, or *-da*) [Fr. for pony]. A tub or basin with fixed attachments for the administering of injections; also for use as a sitz-bath or hip-bath.

**Biebrich Scarlet.** See *Pigments, Conspectus of*.

**Biedert's Cream Mixture.** An infant's food made by mixing 4 oz. of cream with 12 oz. of warm water, and adding  $\frac{1}{2}$  oz. of milk-sugar. It contains 1 per cent. of casein, 2.5 per cent. of fat, and 3.8 per cent. of sugar. As the child grows older a larger proportion of milk is added.

**Bi-electrolysis** (*bi-e-lek-trol'-is-is*) [*bi*, two; *ἡλεκτρον*, amber; *λύσις*, resolution]. The electrolysis of two substances at the same time.

**Biennial** (*bi-en'-e-al*) [*bi*, two; *annus*, a year]. Every two years. In botany, plants that produce foliage and a root-stalk the first year, flowering and maturing the second.

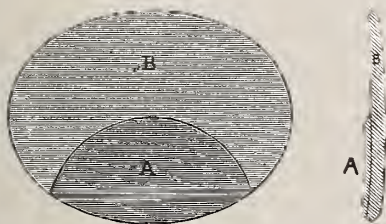


**Biermer's Change of Note.** See *Signs and Symptoms, Table of*.

**Bifenestrate** (*bi-fen-es'trāt*). Same as *Biperforate*.

**Bifid** (*bi'-fid*) [*bis*, twice; *findere*, to cleave]. Divided in two; cleft, as the *spina bifida*.

**Bifocal** (*bi-fō'-kal*) [*bi*, two; *focus*, a point]. With a double focus. Applied to a system of lenses or spectacle-glasses with two foci, chiefly used for the correction of presbyopia, when there is at the same time an error of refraction for distant vision. The distance lens is above that for near work. These are sometimes



BIFOCAL LENS.

B. Distance Lens. A. Reading Lens, cemented to the Distance lens.

called *Pantoscopic lenses*, and also *Franklin spectacles*, because the device was first made by Benjamin Franklin. They are also called *Cement lenses*, because now made by cementing the lower segment to the distance lens.

**Biforate** (*bi-fō'-rāt*) [*bi*, two; *foratus*, perforated]. Having two foramina.

**Biforin** (*bi'-for-in*) [*biforis*, having two doors]. In biology, the name applied by Turpin to raphides-bearing cells in which the raphides are discharged from both ends of the cell.

**Bifurcate** (*bi-fer'-kāt*) [*bi*, two; *furca*, a fork]. Divided into two, like a fork.

**Bifurcation** (*bi-fer'-ka'-shun*) [*bifurcatio*; from *bi*, two; *furca*, a fork]. Division into two branches, as of a tooth into two roots; of the trachea and of the aorta into two branches.

**Big** (*big*) [ME., *big*, large]. Great with young; pregnant. **B.-jaw**, actinomycosis in the ox.

**Bigarade** (*be-gah-ra(h)d'*) [Fr.]. The bitter orange. Its volatile oil (*essence* or *huile de bigarade*) is used in pharmacy and in perfumery.

**Bigelovia** (*big-lo'-ve-ah*) [*Bigelow*, an American botanist]. A genus of composite-flowered plants. See *Damiana*.

**Bigelow's Ligament.** The Y-ligament; ilio-femoral ligament. **B.'s Method.** See *Treatment, Methods of*. **B.'s Operation.** See *Operations, Table of*. **B.'s Septum**, in anatomy, a layer of hard bony tissue in the neck of the thigh-bone.

**Bigeminate** (*bi-jen'-in-āt*) [*bigeminus*, doubled]. In biology, forked, doubled.

**Bigeminum** (*bi-jen'-in-um*) [*bi*, two; *geminus*, a twin]. One of the corpora bigemina of the brain; one of the optic lobes of the brain.

**Bigenoid** (*bi-gle'-noid*) [*bi*, two; *γκήνη*, a socket; *ειδος*, form]. Relating to both of any pair of glenoid cavities.

**Bignonia** (*big-no'-ne-ah*) [*Bignon*, a French savant]. A genus of climbing-plants, often woody. **B. alliacea**, of the W. Indies, and **B. capreolata**, of N. America, are regarded as antisyphilitic. Several other species are reputed to be actively medicinal. Unof.

**Bigoniac** (*bi-go'-ne-ak*) [*bi*, two; *γωνία*, an angle]. Relating to the two gonions.

**Bijugular** (*bi-ju'-gu-lar*) [*bi*, two; *jugulum*, the collar-bone]. Relating to the two jugular points.

**Bikh** (*bik*) [native Nepalese]. The Nepalese poison, bish; it is derived from the roots of *Aconitum ferox*. See *Aconite*.

**Bilabe** (*bi'-lāb*, or *be-la(h)b'*) [Fr.; *bi*, two; *labium* lip]. A surgical instrument for removing foreign bodies from the bladder through the urethra.

**Bilateral** (*bi-lat'-er-al*) [*bi*, two; *latus*, a side]. Relating to two sides; sinistrodextral. **B. Symmetry**, the symmetry of right and left halves. **B. Operation.** See *Lithotomy*.

**Bilateralism** (*bi-lat'-er-al-izm*) [*bi*, two; *latus* a side]. Bilateral symmetry.

**Bile** (*bil*) [*bilis*; *χολή*, the bile]. The substance secreted by the liver. It is mucilaginous, golden-brown in man, golden-red in *carnivora*, brownish-green in *herbivora*, and green in birds. It is composed of biliary salts, cholesterolin, mucus, and certain pigments. The principal acids are *taurocholic* ( $C_{26}H_{45}NSO_7$ ) and *glycocholic* ( $C_{26}H_{43}NO_6$ ), both commonly combined with sodium. The taste of bile is intensely bitter; its reaction feebly alkaline, and its density from 1026 to 1032. It exercises a diastatic action on starch, emulsifies fats, and precipitates soluble peptone. Its composition varies, but according to Hoppe-Seyler, in 100 parts bile there are of

Water, . . . . .	91.68 Parts.
Inorganic matter, . . . . .	8.32 "
Organic matter, . . . . .	1.29 "
Mucus, . . . . .	0.87 "
Taurocholate of sodium, . . . . .	3.03 "
Glycocholate of sodium, . . . . .	1.39 "
Saponified fat, . . . . .	0.35 "
Cholesterolin, . . . . .	0.53 "
Lecithin, . . . . .	0.73 "
Fat, . . . . .	

**B. Pigments**, the coloring matters of the bile. **B. P., Tests for.** See *Tests, Table of*.

**Bilharzia** (*bil-har'-ze-ah*) [named after Theodor Bilharz, an helminthologist]. A genus of trematode helminths, established by Cobbold, characterized by having the sexes separate. See *Gynecophorus* and *Parasites (Animal)*, *Table of*. **B. hæmatobia.** See *Distoma*.

**Bilharziosis** (*bil-har-ze-o'-sis*) [*Bilharzia*]. The ensemble of symptoms produced by the presence in the intestine of worms of the genus *Bilharzia*.

**Biliary** (*bil'-e-a-re*) [*bilis*, bile]. Pertaining to the bile.

**B. Acids**, glycocholic and taurocholic acids formed in the liver. For tests for B. A. in the urine, see *Tests, Table of*. **B. Colic**, colic produced by the passage of gall-stones. See *Gall-stones*. **B. Ducts**, the hepatic, the cystic and the ductus communis choledochus. The first leads from the liver, the second from the gall-bladder. The third is a common excretory duct. See *Liver*.

**Bilicyanin** (*bil-e-si'-an-in*) [*bilis*, bile; *κράνεις*, blue]. Cholecyanin, choleverdin. A blue pigment obtained from bilirubin.

**Biliflavin** (*bil-e-fla'-vin*) [*bilis*, bile; *flavus*, yellow]. A yellow coloring-matter derivable from biliverdin.

**Bilifulvin** (*bil-e-ful'-vin*) [*bilis*, bile; *fulvus*, fulvous]. An impure form of bilirubin; also a yellow bile-color from ox-gall, not normally present in human bile.

**Bilifuscin** (*bil-e-fus'-in*) [*bilis*, bile; *fuscus*, brown],  $C_{16}H_{20}N_2O_4$ . A pigmentary matter occurring in bile, and in human gall-stones.

**Bilihumin** (*bil-e-hu'-min*) [*bilis*, bile; *humus*, earth]. An insoluble residue left after treating gall-stones with various solvents.

**Bilin** (*bi'-lin*) [*bilis*, bile]. A mixture of the taurocholate and glycocholate of sodium, forming a copious resinoid constituent of the bile.

**Bilineurin** (*bil-e-nu'-rin*). See *Cholin*.

**Bilious** (*bil'-yus*) [*biliosus*, full of bile]. A term popularly applied to disorders supposed to arise from a too free secretion of bile. **B. Fever**, a term loosely applied to certain enteric and malarial fevers.

**Biliphein** (*bil-e-fe'-in*) [*bilis*, bile; *φαιός*, gray]. A supposed bile-color, now regarded as an impure bilirubin; called also *cholophein*.

**Biliprasin** (*bil-e-pra'-sin*) [*bilis*, bile; *πράσιν*, leek; *πράσιος*, leek-green],  $C_{16}H_{22}N_2O_6$ . A pigmentary substance occurring in gall-stones, icteric urine and bile.

**Bilipurpin**, or **Bilipurpurin** (*bil-e-per'-pin*, *bil-e-per'-pu-rin*) [*bilis*, bile; *purpura*, purple]. A purple coloring-matter derivable from biliverdin.

**Bilipyrhlin** (*bil-e-pir'-in*). See *Cholepyrrhin*.

**Bilirubin** (*bil-e-ru'-bin*) [*bilis*, bile; *ruber*, red],  $C_{42}H_{54}N_4O_6$ . A red coloring-matter, the chief pigment of the bile. It is found also in the urine in jaundice. It is insoluble in water, and almost so in ether and alcohol, but it is readily soluble in alkaline solutions. It crystallizes in rhombic plates or prisms. **B. Icterus**, icterus or jaundice with discoloration of the skin and urine from the presence of an abnormally large percentage of bilirubin.

**Biliverdin** (*bil-e-ver'-din*) [*bilis*, bile; *viridis*, green],  $C_{42}H_{54}N_4O_6$ , or  $C_8H_9NO_2$ . A green pigment, the first product of the oxidation of bilirubin. It gives the characteristic color to the bile of herbivora, and occurs in the urine of jaundice and in traces in gall-stones.

**Billroth's Mixture**. See *Anesthetic*. **B.'s Operations**. See *Operations*, *Table of*.

**Bilsted**, or **Bilsterd** (*bil'-sted*, or *bil'-sterd*). See *Liquidamber*.

**Bimana** (*bin'-an-ah*) [*bi*, two; *manus*, a hand]. An order of the division of *mammalia* including man only.

**Bimanual** (*bi-man'-u-al*) [*bi*, two; *manus*, a hand]. Two-handed. Ambidextrous.

**Bimastoid** (*hi-mas'-toid*) [*bi*, two; *μαστός*, the breast; *είδος*, form]. Relating to the two mastoid eminences.

**Binary** (*bi'-nar-e*) [*binus*, a couple]. In chemistry, compounded of two elements. In anatomy, separating into two branches. **B. Theory**, in chemistry, the theory that considers all salts as double compounds.

**Binate** (*bin'-āt*) [*binus*, two by two]. In biology, bifoliate; bidigitate; occurring in pairs.

**Binaural** (*bin-au'-ral*) [*bis*, twice; *auris*, ear]. Pertaining to or having two ears.

**Binauricular** (*bin-au-rik'-u-lar*) [*bis*, twice; *auricula*, the ear]. Pertaining or belonging to both ears. **B. Arc**. See *Arc*.

**Binder** (*bind'-er*) [ME., *byndere*]. A wide bandage about the abdomen, worn by women during or after labor, or celiotomy, to support the abdominal walls. **B., Mammary**, a sling or suspensory for the mamma.

**Binder's Board**. A thick, strong variety of pasteboard for bookbinders' use; it has a limited use in surgery.

**Binding Posts**. Clamps for connecting conducting wires with the electric apparatus.

**Bindschelder's Green**. Same as *Dimethylphenylene Green*.

**Bindweb** (*bind'-web*) [ME., *binden*; *webbe*]. The neuroglia.

**Binelli's Styptic**. A nostrum formerly famous as a styptic. It is supposed to have contained creasote.

**Biniodid** (*bin-i'-o-did*). See *Iodid*.

**Binocular** (*bin-ok'-u-lar*) [*bi*, two; *oculus*, an eye]. In anatomy, having or pertaining to two eyes. In optics, an instrument with two eye-pieces for use with both eyes at once. **B. Vision**, the faculty of using both eyes synchronously and without diplopia.

**Binoculus** (*bin-ok'-u-lus*) [L., two-eyed]. A figure-of-eight bandage for both eyes.

**Binoxid** (*bin-ok's-id*) [*bi*, two; *oxid*]. Same as *Dioxid*.

**Binuclear** (*bi-nu'-kle-ar*) [*bi*, two; *nucleus*, a kernel]. Having two nuclei.

**Binucleolate** (*bi-nu-kle'-o-lat*) [*bi*, two; *nucleolus*, a little kernel]. Having two nucleoli.

**Bioblast** (*bi'-o-blast*) [*βίος*, life; *βλαστός*, a germ]. A plastidule or formative cell; a corpuscle that has not yet become a cell.

**Biocellate** (*bi-o-sel'-at*) [*bi*, two; *ocellus*, a little eye]. In biology, having two spots resembling eyes.

**Biochemics** (*bi-o-kem'-iks*) [*βίος*, life; *χημεία*, chemistry]. The chemistry of life. See *Biochemistry*.

**Bio-chemistry** (*bi-o-kem'-is-tre*) [*βίος*, life; *χημεία*, chemistry]. The chemistry of the living body, or of life.

**Biochemistry** (*bi'-o-kem-e*) [*βίος*, life; *χημεία*, chemistry]. Chemic force as exhibited in living organisms.

**Biochyme** (*bi'-o-kim*) [*βίος*, life; *χυμός*, juice]. In biology, the sap or cell-juice of plants.

**Biodynamics** (*bi-o-di-nam'-iks*) [*βίος*, life; *δύναμις*, power]. The dynamics of life; dynamic biology.

**Biogamia** (*bi-o-ga'-me-ah*) [*βίος*, life; *γάμος*, marriage]. The hypothetical union of opposing vital forces (as of contractility and sensibility), resulting in reproduction.

**Biogenesis** (*bi-o-jen'-es-is*) [*βίος*, life; *γένεσις*, origin]. 1. The doctrine that living things are produced only from living things—the reverse of *abiogenesis*. 2. Reproduction from living parents.

**Biogeny** (*bi-oj'-en-e*) [*βίος*, life; *γένετα*, generation]. In biology, the evolution of organic forms, either considered individually (*ontogeny*) or tribally (*phylogeny*).

**Biognosis** (*bi-og-no'-sis*) [*βίος*, life; *γνώσις*, knowledge]. The study of life and its phenomena; biology.

**Biokinematics** (*bi-o-kin-em-at'-iks*) [*βίος*, life; *κίνημα*, motion]. The kinematics of life; the science of the motions or movements that are essential to life.

**Biokinesigenesis** (*bi-o-kin-es-ij-en'-es-is*) [*βίος*, life; *κίνησις*, movement; *γένεσις*, production]. The origination of the movements of living matter.

**Biokinetics** (*bi-o-kin-et'-iks*) [*βίος*, life; *κίνησις*, motion]. The kinetics of life: the science of the movements that are necessary parts of the process of development. See *Karyokinesis*.

**Biologic**, or **Biological** (*bi-o-loj'-ik*, *bi-o-loj'-ik-al*) [*βίος*, life; *λόγος*, science]. Pertaining or belonging to biology. **B. Law**. See *Phylogeny* and *Hæckel*.

**Biologist** (*bi-ol'-o-jist*) [*βίος*, life; *λόγος*, science]. One who is a student of biology.

**Biologos** (*bi-o-log'-os*) [*βίος*, life; *λόγος*, a word]. A designation proposed for the intelligent living power displayed in cellular and organic action and reaction.

**Biology** (*bi-ol'-o-je*) [*βίος*, life; *λόγος*, science]. The science embracing the structure, function, and organization of life-forms.

**Biolysis** (*bi-ol'-is-is*) [*βίος*, life; *λύνειν*, to loosen]. The destruction of life. The devitalization of living tissue.

**Biolytic** (*bi-o-lit'-ik*) [*βίος*, life; *λύνειν*, to loosen]. Destructive to life; relating to biolysis.

**Biomagnetism** (*bi-o-mag'-net-izm*) [*βίος*, life; *μάγνης*, a magnet]. So-called animal magnetism.

**Biometer** (*bi-om'-et-er*) [*βίος*, life; *μέτρον*, measure]. Dr. Farr speaks of the Life-Table as a biometer, and of equal importance in all inquiries connected with human life or sanitary improvements with the barometer or thermometer, etc., in physical research; and the keystone or pivot on which the whole science of life-assurance rests.



**Biometry** (*bi-om'-et-re*) [*βίος*, life; *μέτρον*, a measure]. Life-measurement; the estimation of the probable duration of any given life-form—in the past or future.

**Biomorphic** (*bi-o-mor-fot'-ik*) [*βίος*, life; *μορφωτικός*, fit for shaping]. In biology, having an active pupa.

**Biondi's Fluid**. A staining-medium used in histologic laboratories. It is a mixture of orange-G., methyl-green, and acid fuchsin. See *Stains*, *Table of*.

**Bionergy** (*bi-on'-er-je*) [*βίος*, life; *ἔργον*, work]. Life-force; force exercised in the living organism.

**Bionomy** (*bi-on'-o-me*) [*βίος*, life; *νόμος*, a law]. Dynamic biology; biodynamics; the science of the laws of life.

**Biontology** (*bi-on-tol'-o-je*) [*βίος*, life; *ὄντων*, being; *λέγειν*, to speak]. In biology, the physiology of the species or genus, embracing the transcendental or strictly philosophic in physiology (J. Aitken Meigs.).

**Biophagous** (*bi-off'-ag-us*) [*βίος*, life; *φαγεῖν*, to eat]. Feeding upon living organisms, or upon living tissue, as insectivorous plants.

**Biophore** (*bi'-o-för*) [*βίος*, life; *φέρειν*, to bear]. One of Weismann's hypothetic "bearers of vitality," corresponding to the "plasomes" of Wiesner and Brücke and to the "pangenes" of de Vries, the smallest units that exhibit the primary vital forces, the bearers of the cell-qualities.

**Biophysiology** (*bi-o-fiz-e-og'-ra-fe*) [*βίος*, life; *φύσις*, nature; *γράφειν*, to write]. Descriptive or structural biology; organography, as distinguished from biophysiology.

**Biophysiology** (*bi-o-fiz-e-ol'-o-je*) [*βίος*, life; *φύσις*, nature; *λόγος*, science]. That branch of biology that includes organogeny, morphology and general physiology.

**Bioplasm** (*bi'-o-plazm*) [*βίος*, life; *πλάσμα*, form]. Any living matter, but especially germinal or forming matter; matter possessing reproductive vitality. See *Protoplasm*.

**Bioplasmic** (*bi-o-plaz'-mik*) [*βίος*, life; *πλάσμα*, form]. Relating to or of the nature of bioplasm.

**Bioplasson** (*bi-o-plas'-on*) [*βίος*, life; *πλάσσω*, forming]. Elsberg's term for living matter. A synonym of protoplasm or bioplasm.

**Bioplast** (*bi'-o-plast*) [*βίος*, life; *πλαστός*, formed]. A mass or cell of bioplasm which is a unit of living matter.

**Bioplastic** (*bi-o-plas'-tik*) [*βίος*, life; *πλαστός*, formed]. Relating to or of the nature of a bioplast or of bioplasm.

**Biopsic** (*bi-op'-sik*) [*βίος*, life; *ὄψις*, vision]. Pertaining to biopsy.

**Biopsy** (*bi'-op-se*) [*βίος*, life; *ὄψις*, vision]. Observation of the living subject; opposed to necropsy.

**Biorbital** (*bi-orb'-it-al*) [*bi*, two; *orbita*, a path]. Relating to both orbits.

**Bioscope** (*bi'-o-skop*) [*βίος*, life; *σκοπεῖν*, to view]. An instrument used in bioscopy.

**Bioscopy** (*bi-os'-ko-pe*) [*βίος*, life; *σκοπεῖν*, to examine]. Examination of the body to ascertain if life be extinct. B., **Electro-**, examination by the aid of the electric current. The muscular reaction is lost to faradic stimulation in about two hours after death in the tongue; after three or four hours in the extremities; after five or six hours in the trunk. The reaction to galvanism persists somewhat longer.

**Biosis** (*bi-o'-sis*) [*βίος*, life]. Life; vitality.

**Biostatics** (*bi-o-stat'-iks*) [*βίος*, life; *στατικός*, causing to stand]. Static biology; the science of the determinate parts of biology, including anatomy, and the physics of the living body.

**Biot's Respiration**. See *Respiration*.

**Biotaxis** (*bi-o-taks'-is*) [*βίος*, life; *τάξις*, arrangement].

1. The selective and arranging function or activity of life, or of living cells. 2. Systematic biology; the classification of living organisms.

**Biotaxy** (*bi'-o-taks-e*). See *Biotaxis*.

**Biothally** (*bi'-o-thal-me*) [*βιοθάλλμιος*, vigorous; *βίος*, life; *θάλλειν*, to be vigorous]. The art of living long and well.

**Biotic** (*bi-ot'-ik*) [*βιωτικός*]. Pertaining to life or to the laws of animal and vegetable progress and evolution.

**Biotome** (*bi'-o-töm*) [*βίος*, life; *τομή*, a cutting]. A term applied by Cobbold to a stage in the development of certain ctenozoa.

**Biotomy** (*bi-ot'-o-me*) [*βίος*, life; *τέμνειν*, to cut]. Vivisection.

**Biparasitic** (*bi-par-as-it'-ik*) [*bi*, two; *παράσιτος*, a parasite]. Parasitic upon a parasite.

**Biparietal** (*bi-par-i'-et-al*) [*bi*, two; *parietes*, a wall]. Relating to both parietal bones. B. **Diameter**, the distance from one parietal eminence of the cranium to the other.

**Biparous** (*bi'-ar-us*) [*bi*, double; *parere*, to bring forth]. Producing two at a birth.

**Bipartite** (*bi-par'-it*) [*bi*, two; *pars*, a part]. In biology, composed of two parts or divisions.

**Biped** (*bi'-ped*) [*bi*, two; *pes*, a foot]. With or having two feet.

**Biperforate** (*bi-per'-fo-rät*) [*bi*, two; *perforatus*, bored through]. Having two perforations; as a biperforate hymen.

**Bipetalous** (*bi-pet'-al-us*) [*bi*, two; *πέταλον*, a petal]. In biology, having two petals.

**Biphosphate** (*bi-fos'-fat*) [*bi*, two; *phosphorus*]. In chemistry, an acid phosphate.

**Biphosphid** (*bi-fos'-fid*) [*bi*, two; *phosphorus*]. In chemistry, a phosphid containing twice as much phosphorus as the lower member of the phosphid series.

**Biphosphite** (*bi-fos'-fit*) [*bi*, two; *phosphorus*]. In chemistry, an acid phosphite.

**Bipinnate** (*bi-pin'-ät*) [*bi*, two; *pinnatus*, feathered]. In biology, doubly pinnate, as a leaf.

**Bipolar** (*bi-po'-lar*) [*bi*, two; *polus*, a pole]. Having two poles. B. **Nerve-cells**, nerve-cells that have two prolongations of the cell-matter. They are found chiefly in the ganglia of the gray matter of the brain.

**Bipubiotomy** (*bi-pu-be-ot'-o-me*) [*bi*, double; *pubes*, pubes; *τέμνειν*, to cut]. An obsolete operation (in the place of the Cesarean section) in which the pubic bones were both divided. See *Galbati's* and *Fara-beuf's Operations*.

**Birch** (*berch*) [AS., *birce*]. Any tree of the genus *Betula*. Birch tar, or the tarry oil of *B. alba*, is useful in certain skin diseases. The bark of *B. lenta*, the American black birch, yields a fragrant volatile oil, identical with that of *Gaultheria procumbens*, for which it is often substituted. B. **Camphor**. Same as *B. Resin*. B. **Resin**. See *Betulin*. *Oleum betulæ* volatile, volatile oil of betula, oil of sweet birch.

**Bird-lime** (*berd'-lim*). A viscous vegetable substance used in Japan as a local dressing for wounds.

**Bird's Formula**. The last two figures of the specific gravity of urine nearly represent the number of grains of solids to the ounce contained in the urine. The same two figures multiplied by 2 (**Trapp's Factor**) give the parts per 1000. **Hæser's Factor** is 2.33. B. **Operations**. See *Operations*, *Table of*.

**Bird's-nest Bodies**, or **Cells**. The cells of certain forms of carcinoma, distinguished by the concentric arrangement of their cell-walls. See also *Cancer Nests*. B. **Edible**, the nest of certain species of swift, used by the Chinese as food. It consists of marine algæ, *Gelidium*, cemented by the salivary

mucus of the bird. **B. Sternum**, a deformity of the sternum found in lateral curvature of the spine.

**Birhinia** (*bi-rin'-e-ah*) [*bi*, two; *pic*, the nose]. A congenital defect in which there is the formation of two noses.

**Birth** (*berth*) [ME., *byrth*]. 1. The delivery of a child; parturition. 2. That which is brought forth in parturition. **B.-mark**. See *Nexus pigmentosus*. **B.-palsy**, any paralytic affection due to an injury received at birth; less correctly, a congenital paralytic affection due to a lesion that existed in the fetal state. See *Paraplegia*, *Infantile Spasmodic*. **B., Partial**, the incomplete expulsion of a child in labor; of legal value in lawsuits for property. **B., Plural**, the birth of more than a single child. **B., Posthumous**, the birth of a child after the death of its father. **B., Precocious**, the occurrence of natural labor after a shorter pregnancy than is usual. **B., Premature**. See *Labor*. **B.-rate**, the proportion of births per thousand. **B.-root**. See *Beth Root*. **B.-wort**, the plant *Aristolochia climatis* (see *Aristolochia*), so called from its former employment as a depurant after childbirth. **Unof. B., Still**. See *Still-born*. Some of the *Tests* of live birth are appended: *Breslau Test*. If the intestines and stomach of the infant float in water on removal from the body it was thought to be proof that the child was born alive. This test is of no value. *Hydrostatic Test*. Suggested by Raygat. It consists in placing the lungs in water and noting their specific gravity. If inflation has occurred they will float. This test is valuable. *Plouquet's Test*. This consists in estimating the ratio of the weight of the lungs to the weight of the body of the child. Plouquet laid down this rule, that *before respiration* the weight of the lungs compared to the weight of the body was in the ratio of 1 to 70, and that *after respiration* it was in the ratio of 1 to 35. The test is of but slight value. *Static test*. Also called *Foderé's* or *Schmidt's Test*. This consists in ascertaining the *absolute* weight of the lungs, and comparing this weight with the average lung-weights of stillborn children, and of children who have died soon after birth. Foderé fixes the weight of the lungs of stillborn children born at term at 480 grains (1 oz.), and 950 grains (2 oz.) as the weight of the lungs soon after breathing has been established. This test is also of but slight value.

**Bisacromial** (*bis-ak-ro'-me-al*) [*bis*, two; *ἀκρονία*, the point of the shoulder-blade]. Relating to the two acromia.

**Biscara Button** (*bis'-kar-ah but'-un*). See *Furunculus orientalis*.

**Bischoff's Operation**. See *Operations*, *Table of*.

**Biscuit** (*bis'-kit*) [Fr., "twice baked"]. A kind of cake; properly, a small, hard cake. In French pharmacy, medicated biscuits of various kinds are known. **B., Camplin's**, biscuits made of bran for the use of diabetics. They are made as follows: Take one quart of wheat-bran and boil in two successive waters for fifteen minutes, straining the mixture through a sieve until the water comes through clear; after each washing squeeze in a cloth until perfectly dry; spread thinly on a dish and place in a slow oven. If put in at night, let it remain in until morning, when, if dry and crisp, it is fit for grinding. The mass so obtained must be ground in a fine mill and passed through a wire sieve so fine that a brush will be required to push the flour through. Grind again that which remains in the sieve until quite soft and fine. Take three ounces of the powder, three new-laid eggs, from one and a half to two ounces of butter and about half a pint of milk. Mix the eggs with a little of the milk, and warm the

butter with the other portion. Stir the whole well together, adding a little nutmeg and ginger or other spices. Bake in small well-buttered tins in a rather quick oven for about half an hour. Make the cake a little thicker than a captain's biscuit.

**Biscuiting** (*bis'-kit-ing*). See *Block Teeth*.

**Bisection** (*bi-sek'-shun*) [*bi*, two; *sectio*, a cutting]. In obstetrics, embryotomy.

**Bisexual** (*bi-seks'-u-al*) [*bi*, two; *sexus*, sex]. Having the reproductive organs of both sexes. Hermaphrodite.

**Bish** (*bish*). Same as *Bikk*.

**Bishop's (Stanmore) Operation**. See *Operations*, *Table of*. **B.'s Weed**. See *Ajowan*.

**Bishoping** (*bish'-op-ing*) [ME., *bischofen*]. In farriery, filing a space between the teeth of a horse.

**Bisiliac** (*bis-il'-e-ak*) [*bis*, two; *iliacus*]. Relating to the two most distant points of the two iliac crests.

**Bisischadic** (*bis-is-ke-ad'-ik*) [*bis*, two; *ἰσχιαδικός*, relating to the hip]. Relating to corresponding points on the two ischia.

**Biskra Boil**, or **Button**. See *Furunculus orientalis*.

**Bismarck Brown**. Same as *Phenylene Brown* and *Vesuvium*.

**Bismuth**, or **Bismuthum** (*biz'-muth*) [L., *gen., Bismuthi*]. Bi = 210; quantitative I, III, v. A pinkish-white crystalline metal, not used in medicine in its metallic form. Its commercial salts are likely to contain arsenic. The insoluble salts of bismuth are feebly astringent and are useful in disordered digestion, acne, eczema, etc. **B. et Ammonii Citras**, soluble in water. Dose gr. j-v. **B. et Ammon. Citras**, *Liquor* (B.P.). Dose ʒ ss-j. **B. Carbonas** (B.P.), ( $\text{Bi}_2\text{O}_3\text{CO}_3$ ),  $\text{H}_2\text{O}$ . Dose gr. v-xx. **B. Citras**,  $\text{Bi}_2\text{O}_3\text{H}_3\text{O}_7$ , soluble in water of ammonia; used in the U. S. only for pharmaceutical purposes. Dose gr. ij-v. **B. Oxid.** (B.P.),  $\text{Bi}_2\text{O}_3$ . Dose gr. v-xv. **B. Oxychlorid**, pearl white. *Unof.* It is used as a cosmetic. **B. Pulvis**, *Comp., Ferrier's Snuff*. Contains two grains of hydrochlorate of morphin in one ounce, with bismuth and acacia. It is used for treating coryza. **B. Salicylas**,  $\text{Bi}(\text{C}_6\text{H}_5\text{O}_3)_3\text{Bi}_2\text{O}_3$ . Dose gr. v-x. **B. Subcarbonas**,  $(\text{BiO})_2\text{CO}_3\text{H}_2\text{O}$ , insoluble; it is best given in emulsion with milk. Dose gr. x-ʒ j. **B. Subgallate**. See *Dermatol.* **B. Subiodid**, *BiOI*, used as an antiseptic dusting-powder, like iodoform. **B. Subnitras**,  $\text{BiONO}_3\text{H}_2\text{O}$ , the salt chiefly used in medicine. It is also used as a cosmetic. Dose gr. x-ʒ j. **B. Test**. See *Tests*, *Table of*. **B., Trochisci** (B.P.); each contains gr. ij. **B., Unguent.**, 60 grains to one ounce. For herpes, piles, etc. **B. White**. See *Conspectus of Pigments*, under *Pigment*.

**Bissa** (*bis'-ah*) [native African]. An affection of man and sheep, common in Egypt, and characterized by the production of edema. **B. Bol**, a kind of myrrh, from *Balsamodendron Kafal*, a tree of E. Africa. It is used largely in adulterating the finer grades of myrrh, and is said to stimulate powerfully the flow of milk in cows. *Unof.*

**Bistellate** (*bi-stel'-at*) [*bi*, two; *stella*, a star]. Shaped like a double star.

**Bistephanic** (*bi-ste-fan'-ik*) [*bi*, two; *στέφανον*, dim. of *στέφανος*, a wreath]. Relating to the stephanions.

**Bistort** (*bis'-tort*) [*bis*, twice; *tortus*, twisted]. Snake-weed, *Adder's-wort*. The rhizome of *Polygonum bistorta*, an astringent. Dose of fld. ext. ℥ xxx-xl. *Unof.*

**Bistoury** (*bis'-to-re*) [Fr. *bistouri*]. A small (straight or curved) knife used in surgery. **B.-caché**, one that has the blade concealed for passing to the point to be incised, and by pressure on the handle the blade is exposed and the incision made.

**Bisulcate** (*bi-sul'-kāt*) [*bi*, two; *sulcus*, a furrow]. Having two furrows or grooves.



**Bisulphate** (*bi-sul'-fāt*) [*bi*, two; ME., *sulphur*]. Any acid sulphate having twice the amount of acid contained in the corresponding normal sulphate.

**Bisulphid** (*bi-sul'-fid*) [*bi*, two; *sulphur*]. In chemistry, a sulphur compound in which there are two atoms of sulphur to one atom of the other substance of the compound. **B. of Carbon.** See *Anesthetic*.

**Bisulphite** (*bi-sul'-fit*) [*bi*, two; *sulphur*]. An acid sulphite. The *bisulphite of lime* is used as an anti-ferment.

**Bitartrate** (*bi-tar'-trāt*) [*bi*, two; *τάρταρον*, tartar]. Any tartrate in which one normal hydrogen atom has been replaced by a base. See *Tartaric acid*.

**Bitemporal** (*bi-tem'-por-al*) [*bi*, two; *tempora*, the temples]. Pertaining or belonging to the two temples. **B. Triangle.** See *Triangle*.

**Biti** (*bi'-te*) [E. Ind.]. The E. Indian tree *Dalbergia latifolia*; the oil of the root is said to cure or prevent baldness. Unof.

**Bitnoben** (*bit-no'-ben*) [Hind. for "black salt"]. An East Indian polychrest remedy composed of salt, myrobalan and iron.

**Bitter** (*bit'-er*) [AS., *bitan*, to bite]. A peculiar, well-known taste, of which quinin presents an example; unpalatable. **B. Almond**, the nut of the *Amygdalum amarum*. It contains hydrocyanic acid. **B. Almond Green.** Same as *Malachite Green*. **B. Almond Oil**, oleum amygdalæ amaræ. See *Benzaldehyd*. **B. Apple**, the fruit of the colocynth, a purgative remedy. **B. Blain**, a West Indian herb, *Vandellia diffusa*, employed in fevers and in hepatic disorders. Unof. **B. Bloom.** The same as *American Centaury*, q. v. **B. Bugleweed**, the herb *Lycopus europeus*, alterative and tonic. Dose of fld. ext. ʒ ss-j. Unof. **B. Cup**, a cup made of quassia wood. It is a tonic. **B. King**, the shrub or tree, *Soulamea amara*, intensely bitter in all parts, and reputed to be antiperiodic. Unof. **B. Purging Salt**, sulphate of magnesia. **B. Root**, the root of *Gentiana catesbei*, a tonic. **B. Tincture**, the *tinctura amara* (N.F.), prescribed also in the German pharmacy; it is a tincture of gentian, centaury, bitter orange-peel, orange-berries, and zedoary; it is known also as Stomach Drops. **B. Wine of Iron**, a solution of white wine, syrup, citrate of iron and quinin. Tonic. See *Iron*.

**Bittering** (*bit'-er-ing*) [AS., *bitan*, to bite]. A disease of wine in which it acquires a bitter flavor, due to the formation of a substance that develops as the wine ages, or if it be exposed to too high a temperature.

**Bitters** (*bit'-ers*) [AS., *bitan*, to bite]. Medicines characterized by a bitter taste. **B., Aromatic**, medicines that unite the properties of aromatics with those of simple bitters. **B., Simple**, medicines that stimulate the gastro-intestinal tract without influencing the general system. **B., Styptic**, medicines that add styptic and astringent properties to those of bitterness. See *Angustura*.

**Bittersweet** (*bit'-er-swēt*). See *Dulcamara*. **B., False.** See *Climbing Staff Tree*.

**Bitumen** (*bit-u'-men*) [L., *bitumen*]. Mineral pitch or oil composed of various hydrocarbons. In the solid form it is usually called *asphalt*; in the liquid form, *petroleum*. An intermediate form is known as mineral tar or *maltha*. By distillation, bitumen yields benzol, naphtha, paraffin, and various other hydrocarbons, liquid and gaseous.

**Bituminous** (*bit-u'-min-us*) [*bitumen*, bitumen]. Of the nature of or containing bitumen. **B. Coal.** See *Coal*.

**Biuret** (*bi'-u-ret*) [*bi*, two; *οὐρον*, urine],  $C_2H_5N_3O_2 + H_2O$ . A compound formed by exposing urea to a high temperature for a long time. It is readily soluble

in water and in alcohol; it crystallizes with one molecule of water in the form of warts and needles. When anhydrous, biuret melts at 190° with decomposition.

**B. Reaction, or Test.** See *Tests*, *Table of*.

**Bivalence** (*bi'-al-ens*) [*bi*, two; *valens*, having power]. In chemistry, a valence or saturating power that is double that of the hydrogen atom.

**Bivalent** (*bi'-al-ent*) [*bi*, two; *valens*, having power]. In chemistry, applied to an element of which an atom can replace two atoms of hydrogen or other univalent element, or to a radical that has the same valence as a bivalent atom.

**Bivalve** (*bi'-valv*) [*bi*, two; *valva*, a valve]. Having two valves or shells, as a mollusc or a speculum.

**Biventer** (*bi-ven'-ter*) [*bi*, two; *venter*, a belly]. Having two bellies, as a muscle. **B. cervicis**, the inner portion of the complexus muscle. **B. maxillæ**, the digastric muscle.

**Biventral** (*bi-ven'-tral*) [*bi*, two; *ventrum*, a stomach]. Having two stomachs; having two bellies; as a digastric muscle.

**Bixin** (*biks'-in*) [*Bixa*, a genus of plants],  $C_{16}H_{26}O_2$ . An orange-red coloring-matter found in *Annatto*. See *Pigments*, *Conspectus of*.

**Bizygomatic** (*bi-zi-go-mat'-ik*) [*bi*, two; *ζύγωμα*, the zygomatic arch]. Relating to the most prominent points on the two zygomatic arches.

**Bizzozzo's Blood-plates.** See *Blood-plates*. **B. Method**, a method of studying blood-plates: A drop of a three-quarter per cent. sodium chlorid solution with one part of a concentrated aqueous solution of methyl violet for every 5000 of salt solution, is placed on the finger, which is then punctured. The blood and solution are mixed on the finger.

**Bjeloussow's Gum Arabic and Borax Mass.** For injecting tissues. Take one part, by weight, of gum arabic and make a syrupy solution in water. Take a half part, by weight, of sodium bichlorate and make a solution in water. Mix the two solutions, when a mass resembling gelatin will be obtained. This mass, which is almost insoluble in water, is rubbed up with water and forcibly strained through linen. Repeat the operation, when a solution miscible in all proportions with water is obtained. This may be colored by carmin or any pigment except cadmium and cobalt.

**Black** (*blak*) [AS., *blæc*]. Absence of color or light. The appearance of an object from whose surface none of the spectrum colors is reflected. **B. Alder.** See *Prinos*. **B. Antimony**, antimonium tersulphid, Sb-S<sub>3</sub>. **B. Ash**, the bark of *Fraxinus sambucifolia*, a mild tonic and astringent. Dose of fld. ext. ʒ ss-j. Unof. **B. Asphaltum.** Same as *Japan Black*. **B. Birch.** See *Birch*. **B. Blood**, venous blood. **B. Cancer.** See *Melanosis*. **B. Cohosh.** See *Cimicifuga*. **B.-damp**, carbon dioxid gas, which is found in greater or less quantity in all collieries, being given off by many coals, either mixed with fire-damp, or separately, or produced in various other ways, as by the exhalations of the men, by fires, and by explosions of fire-damp. Also called *choke-damp*. **B. Death.** See *Plague*. **B. Disease**, 1. A disease of malarial origin and pernicious course, characterized by extreme darkening of the skin, which may be brown or black in color. It occurs in the Garo Hills in Assam. 2. See *Auburnage*. **B. Draught.** See *Senna*. **B. Drop.** See *Opium*. **B. Erysipelas.** Synonym of *Anthrax*. **B. Eye**, livor (or sugillatio) oculi. See *Echymosis*. **B. Haw.** See *Viburnum*. **B.-head.** See *Comedo*. **B. Hellebore.** See *Hellebore*. **B. Hoarhound.** See *Ballota*. **B. Induration.** See *Induration*. **B. Infiltration.** See *Miner's Phthisis*. **B. Jaundice**, an excessive jaun-

dice arising from obstruction of the gall-ducts. The color of the skin is greenish-black. **B. Lead**, a form of carbon properly known as the mineral graphite. **B.-Leg**, 1. A febrile, generally fatal disease, chiefly affecting cattle and sheep, which is characterized by the rapid appearance of irregular nodules in the skin and muscular tissues, that are at first tense and very painful, but rapidly become painless and crepitating. There is no enlargement of the spleen. It is caused by anaërobic bacilli. It is also called *Symptomatic Anthrax*. 2. A synonym of the severe form of Purpura. **B. Leprosy**. See *Leprosy*. **B. Measles**, 1. The local Californian name for a disease of the grape, due to *Plasmiodiophora californica* (Viala and Sanranean). Cf. *Brunissure*. 2. Rubeola nigra; a grave or malignant form of measles. **B. Pepper**. See *Piper nigrum*. **B. Phthisis**. A synonym of *Miners' Asthma*. **B. Quarter**. Synonym of *Anthrax*. See also *Black Leg*. **B. Sampon**. See *Echinacea Angustifolia*. **B. Snake-root**. See *Cimicifuga*. **B. Spauld**. See *Black-Leg*. **B. Spit**. See *Miner's Phthisis*. **B. Sweat**. See *Chromidrosis*. **B. Tongue**, 1. See *Glossophytia*. 2. A name given to a condition characterized by the formation upon the dorsum of the tongue of a hair-like deposit that passes through various stages of coloration from yellow to brown and finally black, ultimately disappearing by desquamation as gradually as it came. Repeated recurrence is the rule. It is probably an undue proliferation of the epithelium, the result of irritation. 3. See *Nigrities*. 4. A term applied to erysipelatous glossitis. **B. Vomit**, the coffee-ground vomit of yellow fever, etc. **B. Walnut**, the leaves of *Juglans nigra*, a tonic, alterative and deobstruent. Dose of fld. ext.  $\mathfrak{m}$  xx-xxx. Unof. **B. Wash**. See *Hydrargyrum*. **B. Willow**, the buds of *Salix nigra*, a bitter tonic with aphrodisiac properties. Dose of fld. ext.  $\mathfrak{m}$  xv-3j. Unof.

**Blackberry** (*blak'-ber-e*) [AS., *blac*; *berie*, berry]. See *Rubus*. **B. Cordial**, the *cordiale rubi fructus* (N.F.). Its formula is: blackberry juice, 3 pints; cinnamon in coarse powder, 2 Tr. oz.; cloves and nutmeg, in coarse powder, each  $\frac{1}{2}$  Tr. oz.; dilute alcohol, 2 pints; syrup, 3 pints.

**Blackboy Gum**. See *Acaroid Resin*.

**Blackley Blue**. Same as *Soluble Blue*.

**Blackwater Fever** (*blak'-wat-er fe'-ver*). See *Fever*.

**Bladder** (*blad'-er*) [AS., *blædre*, a blister]. The membranous, sac-like reservoir or receptacle for the urine. **B., Atony** of, inability to expel the urine, from deficient muscular power. **B., Catarrh** of. See *Cystitis*. **B., Extrophy**, or *Extroversion* of, absence of the anterior wall of the bladder, and more or less deficiency of the corresponding part of the abdomen. **B., Fasciculated**, the walls thrown into ridges by chronic cystitis. **B.-green**. See *Pigment, Conspectus* of. **B., Hernia** of. See *Cystocele*. **B., Inflammation** of. See *Cystitis*. **B., Inversion** of, a protrusion or an invagination of the bladder through the urethra. **B., Irritable**, a condition characterized by constant desire to urinate. **B., Neck** of, the constricted portion continuous with the urethra in front. **B., Nervous**, a condition in nervous patients in which there is a frequent desire to pass water, with inability at the same time to perform the act perfectly, and consequent slight dribbling at its close. **B., Paralysis** of, the same symptoms as in atony, but more marked and due to nervous or central disease. If affecting the neck alone, there is *incontinence*; if the body of the organ, *retention* of urine. **B., Sacculated**, pouches formed between the hypertrophied muscular fibers. **B. Senna**, the plant *Colutea arborescens* of Europe; its

leaves are used as a substitute for senna. Unof. **B. Tetter**. See *Pemphigus*. **B., Trigone** of, the triangular, smooth surface upon the inner surface of the base of the bladder, immediately behind the urethral orifice. **B. Worm**. See *Worm*. **B.-wort**. See *Utricularia*. **B.-wrack**. See *Fucus vesiculosus*.

**Bladdery Fever** (*blad'-er-e fever*). See *Fever*.

**Blade** (*blad*) [ME., *blad*, a leaf of grass]. In biology, the broad part of a leaf. **B.-bone**. The scapula or shoulder-blade.

**Blæsitas** (*ble'-sit-as*). See *Blesitas*.

**Blain** (*blan*) [ME., *blane*, a blister]. 1. A blister; an elevation of the cuticle containing serum. Synonym of *Anthrax*. 2. A disease peculiar to the ox, marked by sudden swelling of the head, neck, and throat, and by the development of several large vesicles on the tongue that tend to cause suffocation.

**Blainville's Ear**. See *Diseases, Table of*, and *Ear, Deformities of*.

**Blair's Wheat Food**. A variety of farinaceous food for infants.

**Blake's Disc**. A device used in treating purulent otitis media. It is a paper disc pasted over the perforation of the tympanic membrane after the discharge has ceased.

**Blanc** (*bloh (ng)*) [Fr.]. White. **B. d'argent**. See *Pigment*. **B. fixe**. Same as *Permanent White*.

**B.-mange**, a jelly-like food-preparation, having as a basis gelatin, carrageen, isinglass, starch, or arrow-root, boiled with milk and variously flavored.

**Blancard's Pills**. Pills containing the iodid of iron.

**Bland** (*bland*) [*blandus*, mild]. A term applied to mild and soothing medicines and applications.

**Blandin** (*blan'-din*). See *Glairin*.

**Blandin's Glands**. See *Gland. B.'s Operations*. See *Operations, Table of*.

**Blanket** (*blan'-ket*) [Fr., *blanc*, white]. A woollen covering, so called because originally of white color. **B. Bath**. See *Bath, Sheet or Pack*.

**Blasius's Operations**. See *Operations, Table of*.

**Blastelasma** (*blas-tel-az'-mah*) [*βλαστός*, a germ; *ελασμα*, plate: *pl.*, *Blastelasmata*]. In embryology, any secondary germ-layer appearing from, or later than, the endoderm and ectoderm.

**Blastema** (*blas-te'-mah*) [*βλαστημα* from *βλαστάνειν*, to germinate]. The formative lymph or pabulum of capillary exudation. A synonym of protoplasm.

**Blastemal** (*blas-te'-mal*) [*βλαστάνειν*, to germinate]. Of the nature of a blastema; pertaining to a blastema.

**Blastematic** (*blas-tem-at'-ik*), or **Blastematous** (*blas-tem'-at-us*) [*βλαστάνειν*, to germinate]. Blastemal.

**Blastemic** (*blas-tem'-ik*) [*βλαστάνειν*, to germinate]. Relating to blastema; rudimentary; bioplasmic.

**Blastide** (*blas'-tid*) [*βλαστός*, a germ]. In embryology, a very small clear spot on the fecundated ovum marking the place of the nucleus or cytotblast.

**Blasting Gelatin** (*blas'-ting jel'-at-in*). Gelatin Dynamite. A mixture of about 80 parts of nitroglycerin with 20 of nitro-cellulose. Any non-nitrated cotton or trinitro-cellulose interferes with the solution of the nitro-glycerin. The addition of 4 per cent. of camphor renders the mixture incapable of exploding when struck by a rifle-bullet, but it can be detonated by a strong dynamite cap.

**Blastocardia** (*blas-to-kar'-de-ah*) [*βλαστός*, a germ; *καρδία*, the heart]. The germinal spot.

**Blastocarpous** (*blas-to-kar'-pus*) [*βλαστός*, a germ; *καρπός*, a fruit]. In biology, developing in the fruit.

**Blastocele** (*blas'-to-sel*) [*βλαστός*, a germ; *κοίλος*, hollow]. The central cavity of the blastula or vesicular morula.



**Blastochrome** (*blas'-to-kēm*) [*βλαστός*, a germ; *ἔχειν*, to hold, to have]. In biology, a medusiform zoöid that gives origin to generative elements not immediately, but through the intervention of sexual buds. (Allman.)

**Blastochyle** (*blas'-to-kīl*) [*βλαστός*, a germ; *χυλός*, juice]. In biology, the colorless fluid in the blastodermic vesicles.

**Blastocœlum**, **Blastocœloma** (*blas-to-se'-lom*, *blas-to-se-lo'-mah*). Same as *Blastocœle*.

**Blastocolla** (*blas-to-coll'-ah*) [*βλαστός*, a shoot; *κόλλα*, glue]. In biology, the balsam produced on buds by glandular hairs.

**Blastocolysis** (*blas-to-kol'-is*) [*βλαστός*, a germ; *κόλλωσις*, a cutting off]. The arrest of a developmental process.

**Blastocyst** (*blas'-to-sist*) [*βλαστός*, a germ; *κύστις*, a bladder]. The germinal vesicle.

**Blastoderm** (*blas'-to-derm*) [*βλαστός*, a germ; *δέρμα*, the skin]. In embryology, the germinal membrane formed by the cells of the morula, lying on the internal surface of the vitelline membrane of the impregnated ovum. The whole hollow sphere, with its surrounding cells, is called the *blastodermic vesicle*, and is formed about the tenth day. The *ectoderm* (or *epiblast*) and the *endoderm* (*entoderm* or *hypoblast*) layers are simply due to a proliferation of the blastodermic cells about the *germinal area*, whereby the blastoderm is doubled, thus forming these outer and inner layers. The mesoblast or middle layer is developed after the latter, and probably from the hypoblast.

**Blastodermic** (*blas-to-der'-mīk*) [*βλαστός*, a germ; *δέρμα*, the skin]. Relating to the blastoderm.

**Blastodisc** (*blas'-to-disk*) [*βλαστός*, a germ; *δίσκος*, disc]. A blastodermic disc; a mass or disc capping one pole of the yolk.

**Blastogenesis** (*blas-to-jen'-es-is*) [*βλαστός*, a germ; *γένεσις*, generation]. In biology, Weismann's theory of origin from *germ-plasm* (*g. v.*) in contradistinction to Darwin's theory of *Pangenesi*s.

**Blastogeny** (*blas-toj'-en-e*) [*βλαστός*, a germ; *γένεσις*, generation]. Haeckel's term for the germ-history of an individual organism; a division of ontogeny.

**Blastoma** (*blas-to'-mah*) [*βλαστός*, a germ; *μα*, a tumor: *πλ.*, *Blastomata*]. A granular growth due to the presence of a germ or microorganism.

**Blastomatic** (*blas-to-mat'-ik*) [*βλαστός*, a germ; *μα*, a tumor]. Relating to a blastoma.

**Blastomere** (*blas'-to-mēr*) [*βλαστός*, a germ; *μέρος*, a part]. Any one of the nucleated cells or segments into which the fecundated vitellus divides.

**Blastomeric** (*blas-to-mer'-ik*) [*βλαστός*, a germ; *μέρος*, a part]. Relating to or of the character of a blastomere.

**Blastoneuropore** (*blas-to-nul'-ro-por*) [*βλαστός*, a germ; *νεῦρον*, a nerve; *πόρος*, a pore]. In biology, the temporary aperture in certain embryos formed by the coalescence of the *blastopore* and *neuropore*.

**Blastophore** (*blas'-to-för*) [*βλαστός*, a germ; *φέρειν*, to bear]. That part of a sperm-cell that does not become converted into spermatozoa.

**Blastophyllum** (*blas-to-fil'-um*) [*βλαστός*, a germ; *φύλλον*, a leaf: *πλ.*, *Blastophylla*]. An endoderm or an ectoderm; a primitive germ-layer.

**Blastophyly** (*blas-toff'-il-e*) [*βλαστός*, a germ; *φυλή*, a tribe]. The tribal history of individual organisms.

**Blastopore** (*blas'-to-pör*) [*βλαστός*, a germ; *πόρος*, passage, pore]. In biology, the primitive mouth or archistome, the orifice to the two-layered embryo (*blastula*). "The blastopore is the small opening which leads into the notochordal canal, or after the

canal has fused with the yolk-cavity, leads into the archenteron. It is situated at the hind end of the primitive axis (head-process) and marks the anterior boundary of the anus of Kusconi in amphibia, or of the primitive streak, properly so-called, of amniota." (Minot). "Van Beneden's blastopore" is formed previously to the blastodermic cavity.

**Blastosphere** (*blas'-to-sfēr*) [*βλαστός*, a germ; *σφαῖρα*, a sphere]. In biology, the "blastula," "germinal vesicle," or "vesicular germ." A hollow sphere composed of a single, simple layer of germinal cells. A vesicular morula.

**Blastostyle** (*blas'-to-stil*) [*βλαστός*, a germ; *στῦλος*, a pillar]. In biology, a columnar zoöid devoted to the origination of sexual buds.

**Blastula** (*blas'-tu-lah*) [dim. of *βλαστός*, a germ: *πλ.*, *Blastulæ*]. In embryology, "The earliest form of the diaderm, a simple epithelial vesicle, the cavity of which is the large segmentation cavity" (Minot). Cf. *Blastosphere*.

**Blastulation** (*blas-tu-la'-shon*) [dim. of *βλαστός*, a germ]. In embryology, the conversion of a morula or mulberry-germ into a blastula or vesicular germ.

**Blatta** (*blat'-ah*) [L., "blood-colored"]. A genus of the *Blattidae*. **B. (Periplaneta) orientalis**, the cockroach; the powdered body of the cockroach. A popular remedy for dropsy among Russian peasants. It increases the amount of urine and diminishes the amount of albumin. Dose gr. iv-xx. Unof. See *Antihydropsin*.

**Blaud's Pill**. A pill containing sulphate of iron and carbonate of potash; for use in amenorrhea, etc. See *Pill*.

**Bleach** (*blech*) [ME., *blechen*, to make white]. To make white or pale, to diminish the intensity of color.

**Bleached Lac**. See *Lac*. **Bleaching Powder**, chlorinated lime, a mixture of calcium chlorid and calcium hypochlorite, containing free chlorin gas. It is much used as a disinfectant. **Bleaching Fluid**, *eau de Javelle*, a similar composition obtained by passing chlorin gas into an emulsion of calcium hydrate. The most important bleaching agents are the following: **BLEACHING AGENTS**.—*Acids*: Hydrochloric, Nitric, Sulphurous; *Carbonate of Potassium* ( $K_2CO_3$ ); its value depends upon the percentage of carbonate it contains; *Caustic Soda* ( $NaOH$ ), a coarse white powder; *Chlorid of lime*, a white powder with a chlorinous odor; it is the most important of all; *Hydrogen dioxide* ( $H_2O_2$ ), a colorless, odorless liquid. It is called "Golden Hair-dye;" *Permanganate of Potassium* ( $K_2Mn_2O_8$ ); *Soaps*: Tallow, Rosin, and Olive Oil; *Soda Ash* ( $Na_2CO_3$ ); its value depends on the amount of  $Na_2O$  it contains; *Soda Crystals* ( $Na_2CO_3 \cdot 10H_2O$ ).

**Bleacher's Eczema** (*blech'-erz ek'-zem-ah*). Eczema of the hands of bleachers, due to their continuous immersion in hot water and strong lye.

**Blar Eye** (*blēr'-i*). See *Blepharitis ulcerosa*.

**Bleb** (*bleb*). See *Bulla*.

**Blebbly** (*bleb'-e*) [*Scotch*, *bleb*, "a blister"]. Covered with blebs.

**Blechropyra** (*blek-rof'-ir-ah*) [*βληχρός*, mild; *πῦρ*, heat]. A transient fever; a febricula.

**Blechnrosphygmia** (*blek-ro-sfig'-me-ah*) [*βληχρός*, weak; *σφυγμός*, pulse]. Weakness or slowness of the pulse.

**Bleed** (*bled*) [AS., *bledan*, to bleed]. To shed or give vent to blood.

**Bleeders** (*ble'-derz*) [AS., *bledan*, to bleed]. A popular term for those who are subjects of the hemorrhagic diathesis. **B.'s Disease**. See *Hemophilia*.

**Bleeding** (*ble'-ding*). See *Bloodletting* and *Hemorrhage*.

- Blemmatrope** (*blen'-at-rōp*) [βλέμμα, a glance; τρέπειν, to turn]. An apparatus for showing the various positions of the eye in its orbit.
- Blennadenitis** (*blen-ad-en-i'-tis*) [βλέννος, mucus; ἀδὴν, gland]. Inflammation of the mucous glands and follicles.
- Blennelytria** (*blen-el-i'-re-ah*) [βλέννος, mucus; ἔλτρον, sheath]. Leucorrhea.
- Blennemesis** (*blen-em-es-is*) [βλέννα, mucus; ἐμέειν, to vomit]. The vomiting of mucus.
- Blennemetic** (*blen-em-el'-ik*) [βλέννα, mucus; ἐμέειν, to vomit]. Relating to or of the nature of blennemesis.
- Blennenteria** (*blen-en-te'-re-ah*) [βλέννα, mucus; ἔντερον, intestine]. A mucous diarrhea or dysentery.
- Blennenteritis** (*blen-en-ter-i'-tis*) [βλέννα, mucus; ἔντερον, intestine; ιτις, inflammation]. 1. Enteritis with a copious discharge of mucus. 2. Inflammation of the mucous membrane of the bowel.
- Blennentery** (*blen'-en-ter-e*). Same as *Blennenteria*.
- Blennogenic**, or **Blennogenous** (*blen-o-jen'-ik*, or *blen-oj'-en-us*) [βλέννα, mucus; γένεσις, production]. Producing or secreting mucus; muciparous.
- Blennoid** (*blen'-oid*) [βλέννα, mucus; εἶδος, form]. Resembling mucus; myxoid; muciform; mucoid.
- Blennoma** (*blen-o'-mah*) [βλέννα, mucus; ὄμα, a tumor: *pl.*, *Blennomata*]. 1. A mucous polypus. 2. A myxoma.
- Blennometritis** (*blen-o-me-tri'-tis*) [βλέννα, mucus; μήτρα, womb; ιτις, inflammation]. Catarrhal metritis.
- Blennophthalmia** (*blen-off-thal'-me-ah*) [βλέννα, mucus; ὀφθαλμία, disease of the eyes]. Catarrhal conjunctivitis.
- Blennoptysis** (*blen-ōp'-tis-is*) [βλέννα, mucus; πτύσις, a spitting]. Bronchial mucous expectoration.
- Blennorrhagia** (*blen-or-a'-je-ah*) [βλέννα, mucus; ῥηγνύναι, to burst forth]. An excessive catarrhal discharge from the urethra or vagina. See *Gonorrhoea*.
- Blennorrhagic** (*blen-or-a'-jik*) [βλέννα, mucus; ῥηγνύναι, to burst forth]. Relating to blennorrhagia.
- Blennorrhea** (*blen-or-el'-ah*) [βλέννα, mucus; ῥέειν, to flow]. Same as *Blennorrhagia*.
- Blennorrheal** (*blen-or-el'-e-al*) [βλέννα, mucus; ῥέειν, to flow]. Relating to blennorrhea.
- Blennorrhinia** (*blen-or-in'-e-ah*) [βλέννα, mucus; ῥίς, the nose]. Coryza. A mucous catarrh.
- Blennosis** (*blen-o'-sis*) [βλέννα, mucus; νόσος, disease: *pl.*, *Blennoses*]. Any disease of a mucous membrane.
- Blennostasis** (*blen-os'-tas-is*) [βλέννα, mucus; στάσις, a staying]. The checking or suppression of any mucous discharge.
- Blennostatic** (*blen-os-tat'-ik*) [βλέννα, mucus; στάσις, a staying]. Effecting a blennostasis; checking mucous discharges.
- Blennothorax** (*blen-o-tho'-raks*) [βλέννα, mucus; θώραξ, the thorax]. Pulmonary catarrh.
- Blennorrhoea** (*blen-or-el'-e-ah*) [βλέννα, mucus; ὄνς, ear; ῥοία, a flow]. A mucous discharge from the ear.
- Blennozemia** (*blen-o-ze'-me-ah*) [βλέννα, mucus; ζημία, loss]. Same as *Blennorrhoea*.
- Blennuria** (*blen-u'-re-ah*) [βλέννα, mucus; οὖρον, urine]. The presence of mucus in the urine.
- Blennymentitis** (*blen-im-en-i'-tis*) [βλέννα, mucus; ἔμνη, membrane]. Inflammation of any mucous surface.
- Blephara** (*blef'-ar-ah*). Plural of *Blepharon*, *q. v.*
- Blepharadenitis** (*blef-ar-ad-en-i'-tis*) [βλέφαρον, the eyelid; ἀδὴν, a gland]. Inflammation of the Meibomian glands.
- Blepharal** (*blef'-ar-al*) [βλέφαρον, the eyelid]. Relating to an eyelid or to the eyelids.
- Blepharanthracosis** (*blef-ar-an-thrak-o'-sis*) [βλέφαρον, the eyelid; ἀνθράκωσις, a charring; carbunculization]. Carbuncular inflammation of the eyelid.
- Blepharedema** (*blef-ar-e-de'-mah*) [βλέφαρον, the eyelid; οἶδημα, a swelling]. Swelling or edema of the eyelids.
- Blepharelosis** (*blef-ar-el-o'-sis*) [βλέφαρον, the eyelid; εἰλεῖν, to roll]. Synonym of *Entropion*.
- Blepharempysema** (*blef-ar-em-fis-el'-mah*) [βλέφαρον, eyelid; ἐμψύημα, an inflation]. Empysema of an eyelid.
- Blepharis** (*blef'-ar-is*) [βλεφαρίς, an eyelash]. An eyelash.
- Blepharism** (*blef'-ar-izm*) [βλεφαρίζειν, to wink]. Rapid involuntary winking; morbidly excessive nictitation.
- Blepharitic** (*blef-ar-i'-ik*) [βλέφαρον, the eyelid; ιτις, inflammation]. Relating to or affected with blepharitis.
- Blepharitis** (*blef-ar-i'-tis*) [βλέφαρον, the eyelid; ιτις, inflammation]. Inflammation of the eyelids. **B. ciliaris**, tarsal ophthalmia; a pustular disease of the border of the eyelids, often the result of local irritation arising from habits of uncleanliness. **B. marginalis**, inflammation seated at the marginal border of the lids. **B. ulcerosa**, an ulcerative inflammation of the eyelids.
- Blepharo-adenitis** (*blef'-ar-o-ad-en-i'-tis*). See *Blepharadenitis*.
- Blepharo-adenoma** (*blef'-ar-o-ad-en-o'-mah*) [βλέφαρον, the eyelid; ἀδὴν, a gland; ὄμα, a tumor: *pl.*, *Blepharo-adenomata*]. An adenoma on the ciliary margin of the eyelid.
- Blepharo-atheroma** (*blef'-ar-o-ath-er-o'-mah*) [βλέφαρον, an eyelid; ἀθήρωμα, a tumor full of gruel-like matter]. An atheromatous tumor imbedded in the tarsus of the lid; it is cystic and contains a semifluid detrital substance.
- Blepharochromidrosis** (*blef'-ar-o-kro-mid-ro'-sis*) [βλέφαρον, the eyelid; χρώμα, color; ἰδρώς, sweat]. Colored sweat of the eyelids, usually of a bluish tint.
- Blepharocleisis** (*blef-ar-o-kli'-sis*) [βλέφαρον, the eyelid; κλείσις, closure]. Ankyloblepharon; abnormal closure of the eyelids.
- Blepharodyschrea** (*blef-ar-o-dis-kre'-ah*), or **Blepharodyschroia** (*blef-ar-o-dis-kroi'-ah*) [βλέφαρον, the eyelid; δυσ-, bad; χροία, color]. Discoloration of the eyelid from nevus or from any other cause.
- Blepharoedema** (*blef-ar-o-e-de'-mah*). See *Blepharedema*.
- Blepharolithiasis** (*blef'-ar-o-lith-i'-as-is*) [βλέφαρον, the eyelid; λίθος, a stone]. The formation of marginal concretions within the eyelid.
- Blepharon** (*blef'-ar-on*) [βλέφαρον, the eyelid: *pl.*, *Blephara*]. The eyelid; palpebra.
- Blepharonus** (*blef-ar-on-g'-kus*) [βλέφαρον, the eyelid; ὄγκος, an enlargement]. A swelling of the eyelid.
- Blepharopachynsis** (*blef-ar-o-pak-in'-sis*) [βλέφαρον, the eyelid; παχύς, thick]. Morbid thickening of the eyelid.
- Blepharophimosiis** (*blef-ar-o-fi-mo'-sis*) [βλέφαρον, the eyelid; φίμωσις, a shutting up]. Abnormal smallness of the palpebral openings.
- Blepharoplasty** (*blef-ar-o-frip-las'-tik*) [βλέφαρον, the eyelid; ὄφρυς, brow; πλαστικός, plastic]. Pertaining to the plastic surgery of the lid and eyebrow.
- Blepharophyma** (*blef-ar-o-fi'-mah*) [βλέφαρον, the eyelid; φύμα, a growth: *pl.*, *Blepharophymata*]. A tumor of, or outgrowth from, the eyelid.
- Blepharoplastic** (*blef-ar-o-plas'-tik*) [βλέφαρον, the eyelid; πλαστικός, plastic]. Pertaining to blepharoplasty.



**Blepharoplasty** (*blef'-ar-o-plas-te*) [*βλέφαρον*, the eyelid; *πλασσειν*, to form]. An operation for the formation of any part of the eyelid destroyed by wound or lesion, by engrafting or transplanting from a contiguous healthy part.

**Blepharoplegia** (*blef-ar-o-ple'-je-ah*) [*βλέφαρον*, the eyelid; *πληγή*, a stroke]. Paralysis of an eyelid.

**Blepharoptosis** (*blef-ar-op-to'-sis*) [*βλέφαρον*, the eyelid; *πτῶσις*, a fall]. Ptosis of an upper eyelid. See *Ptosis*.

**Blepharopyorrhea** (*blef-ar-o-pi-or-e'-ah*) [*βλέφαρον*, the eyelid; *πῶν* pus; *ῥέειν*, to flow]. A flow of pus from the eyelid.

**Blepharorrhaphy** (*blef-ar-or'-a-fe*) [*βλέφαρον*, the eyelid; *ῥαφή*, a seam]. The stitching together of a part of the blepharal slit.

**Blepharorrhoea** (*blef-ar-or-e'-ah*) [*βλέφαρον*, the eyelid; *ῥοία*, a flow]. A discharge from the eyelid.

**Blepharospasm** (*blef'-ar-o-spazm*) [*βλέφαρον*, the eyelid; *σπασμός*, a spasm]. Spasm of the orbicularis palpebrarum muscle. Excessive winking.

**Blepharospasm** (*blef'-ar-o-spath*) [*βλέφαρον*, the eyelid; *σπάθη*, a blade]. A forceps for taking up or holding an artery; for use in operations on the eyelid.

**Blepharostat** (*blef'-ar-o-stat*) [*βλέφαρον*, the eyelid; *στάναυ*, to cause to stand]. An instrument for holding the eyelids apart or firm whilst performing operations upon the eyes or lids.

**Blepharostenosis** (*blef-ar-o-ste-no'-sis*) [*βλέφαρον*, the eyelid; *στενός*, narrow]. Diminution of the space between the eyelids.

**Blepharosynechia** (*blef-ar-o-sin-ek-i'-ah*) [*βλέφαρον*, the eyelid; *συνέχεια*, a holding together]. The adhesion or growing together of the eyelids.

**Blepharotomy** (*blef-ar-o'-o-me*) [*βλέφαρον*, the eyelid; *τέμνειν*, to cut]. Incision into the eyelid. **B.**, Oblique. Sphincterotomy, or Stellwag's operation. See *Operations*, *Table of*.

**Blesitas** (*ble'-sit-as*) [*blæsus*, a lisping]. Stammering or lisping; the use of a vocalized consonant instead of a mute; as *b* for *p*. Also the condition of one with distorted limbs. Applied also to an angular curvature of the spine. The term is loosely used.

**Blessed Thistle.** (*bles'-ed this'-l*). See *Carduus*.

**Blight** (*blit*) [origin unknown]. A partial paralysis of certain facial nerves, arising from sudden or extreme cold. **B. of the Eye**, an extravasation of blood within the conjunctiva.

**Blind** (*blind*) [*AS.*, *blind*]. Without sight. Deprived of sight. **B. Spot**, that part of the area of the fundus of the eye where the optic nerve enters. **B. Stagers.** See *Stagers*.

**Blinder** (*blind'-er*) [*AS.*, *blind*]. A shield worn before an eye, to temporarily throw it out of function. See *Gould, Method of*. **B. Treatment** of monocular amblyopia. See *Gould, Method of*.

**Blindness** (*blind'-nes*) [*AS.*, *blind*]. Want of vision.

**Color-B.**, subnormal perception of colors. This condition is found in about 4 per cent. of people, is more frequent in men than in women, and is probably due to non-exercise of the color-sense. **Complete Color-B.** is very rare, the different colors probably appearing as different intensities or shades of white light. In **Partial Color-B.** subnormal perception of red is the most frequent, green, blue and yellow, respectively, being next in order. **Tests for Color-B.** usually consist in matching and classifying colored yarns. **Cortical B.**, **B.** due to lesion of the cortical center of vision. **Day-B.** See *Nyctalopia*. **Mind-B.** See *Psychic B.* **Moon-B.**, a rare condition of retinal anesthesia said to be due to exposure of the eyes to the moon's rays in sleeping. **Night-B.** See *Hemeralopia*. **B., Object-.** See *Apraxia*. **Psychic B.**,

loss of conscious visual sensation from destruction of the cerebral visual center; there is sight but not recognition. **Snow-B.**, photophobia and conjunctivitis due to exposure of the eyes to the glare of sunlight upon snow. **B., Word-.** See *Aphasia*.

**Blister** (*blis'-ter*) [*ME.*, *blister*, a vesicle]. A vesicle resulting from the exudation of serous fluid between the epidermis and true skin. Also the agent by which the blister is produced. **B., Fly**, a beetle, *Cantharis vesicatoria*, the body of which is used as a blistering agent; a blister of cantharides. **B., Flying**, a blister that remains long enough to produce redness of the skin and not vesication. **B. Test**, for gout. The serum from a blister in a gouty individual will yield crystals of uric acid when examined by Garrod's thread test (*q. v.*), only, however, when the blister is situated at a distance from the affected joint. According to Garrod the acid cannot be detected in the fluid from a blister in the neighborhood of the gouty articulation, and he infers that gouty inflammation causes a local destruction of uric acid.

**Blistering** (*blis'-ter-ing*) [*ME.*, *blister*, a vesicle]. Forming a vesicle upon the skin. **B. Collodion**, a solution of cantharidin in ether. **B. Liquid**. Same as *B. Collodion*. **B. Paper**, paper saturated with cantharides; used for producing vesication.

**Bloat** (*blot*) [*ME.*, *blote*, swelling]. 1. Puffiness; edema; turgidity from any cause, as from anasarca. 2. A form of colic in the horse produced by tympanitic distention of the intestines. Also called *Wind Colic*.

**Block** (*blok*) [*ME.*, *blok*, a piece of wood]. In dentistry a mass of gold foil for filling teeth, made by folding a tape of foil upon itself several times by means of pliers. **B. Teeth**. Two or more artificial teeth carved from a piece of ivory, or carved or moulded from a mass of porcelain paste and afterwards baked and enamelled. **B. Teeth, Biscuiting, or Crucing of**. The teeth, after being moulded or carved, are placed on a slide and put in the muffle of a furnace and subjected to a bright-red heat, by which process the particles become sufficiently agglutinated and hardened to receive the enamel. This is called *biscuiting* or *crucing*.

**Blond** (*blond*) [*Fr.*, *blond*, light, fair]. 1. Light complexioned; fair. 2. A person with a fair complexion.

**Blood** (*blud*) [*ME.*, *blood*]. The fluid that circulates through the heart, arteries, and veins, supplying nutritive material to all parts of the body. In the human being the blood of the arteries is bright-red; that of the veins dark-red. Blood consists of colorless plasma in which are suspended the red and colorless corpuscles. When exposed to the air it coagulates, forming a red-clot and a yellowish fluid called serum. Healthy blood consists of 79 per cent of water, and 21 per cent. solids. **B.-Casts**, tube-casts to which red-blood corpuscles are attached. **B.-Corpuscles**, small, circular, biconcave discs floating in the blood. Red corpuscles are circular in mammals (except the camel), and elliptical in birds and reptiles. In man they are about  $\frac{3}{8000}$  inch in diameter and  $\frac{1}{8000}$  inch thick. Colorless corpuscles are about one-third larger in diameter and comparatively few. They exhibit movements similar to those of *ameba*.

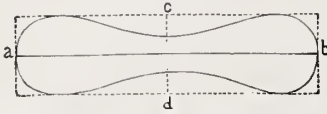
The coloring-matter of the **B.** is found in a substance



HUMAN COLORED BLOOD-CORPUSCLES.

1, on the flat; 2, on edge; 3, rouleau of corpuscles. (After Landois.)

known as hemoglobin, and is said to be due to minute quantities of the salts of iron. **B.-cure**, the therapeutic employment of fresh blood, mainly that of bullocks.



IDEAL TRANSVERSE SECTION OF A HUMAN RED BLOOD-CORPUSCLE (magnified 500 times).

*a, b*, diameter; *c, d*, thickness. (After Landois.)

**B.-crystals**, crystals of a substance known as hematin. **B., Defibrinated**, freshly shed blood that has been beaten with a glass rod or tongs until the fibrin has all adhered to the rod in the form of a solid, fibrous, yellowish-white, elastic mass. **B.-flower**. See *Asclepias*. **B.-flake**. See *Bilharzia Hematobia*. **B., Gases of**, certain gases given off when blood is exposed to the vacuum produced by an air-pump. They are carbonic acid, nitrogen, and oxygen, and constitute about half of the volume of the blood. **B.-globules**. Same as *B.-corpuscles*. **B.-heat**, a temperature varying from 98° to 100° F. **B.-islands**, a term applied to the groups of corpuscles developed during the first days of embryonic life, within the large branched cells of the mesoblast. **B., Loss of**. See *Hemorrhage*. **B.-mole**, in obstetrics, a mole consisting of the decidua only, interspersed with effusions of blood, the fetus having been expelled. **B.-plaque**. See *B.-platelets*. **B.-plasma**, the *liquor sanguinis*, or fluid part of the blood. **B.-plate**. See *B.-platelets*. **B.-platelets**; besides the red and colorless corpuscles, the blood contains smaller formed elements, concerning which there are many theories and names. Hayem describes *Hematoblasts*; Pouches describes *Globulins*; Max Schultze, *Körnchen* (elementary bodies); Bizzozero, *Blut-plättchen*, or *Blood-platelets*. They are circular or oval, light gray, and in human blood destitute of nuclei. They are from 1 to 1.3  $\mu$  in size, there being from 18,000 to 300,000 in the cubic millimeter. **B.-poisoning**, a common term denoting any ailment arising from the introduction of decomposing organic matter or putrefactive germs into the blood. See *Anthrax*, *Pyemia* and *Septicemia*. **B.-pressure**, the force of compression exerted by the blood upon the walls of the vessels under the influence of the heart's action, the elastic walls, etc. Various instruments have been devised to estimate the amount of this pressure, the *Hemadynamometer of Poiseuille*, *Ludwig's Kymograph*, *Fick's Spring Kymograph*, *v. Basch's Sphygmomanometer*, the *Graduated Sphygmograph*, *Manometer*, etc. **B.-root**. See *Sanguinaria*. **B.-shot**, extravasated with blood. **B.-spavin**. See *Spavin*. **B.-stone**. See *Conspectus of Pigments*, under *Pigment*. **B.-striking**. Synonym of *Anthrax*. See also *Black-leg*. **B.-tablet**. See *Blood-plate*. **B.-tumor**. See *Hematoma*. **B.-vessel**, a tube-like structure for conveying the blood through the body. Cf. *Artery* and *Vein*.

**Bloodless** (*blud'-les*) [ME., *blood*]. Without blood. **B. Operations**, surgical operations, such as amputations, in which the member is so bandaged by compresses and elastic bands that the blood is expelled and kept from the part to be operated upon.

**Bloodletting** (*blud'-let'-ing*) [ME., *blood*; *leten*]. The artificial abstraction of blood from the body. **B., General**, venesection or phlebotomy; it acts by reducing the heart's action and diminishing the quantity of blood. It is occasionally used with excellent results in

pneumonia, sunstroke, etc. **B., Local or Topical**. See *Cupping*, *Leeching* or *Scarification*. It is useful in certain inflammatory conditions.

**Bloody** (*blud'-e*) [ME., *blood*]. Having the nature of, or filled with blood. **B. Flux**. See *Dysentery*. **B. Milk**. See *Red Milk Bacillus* and *Bacteria*, *Synonymatic Table of*. **B. Murrain**. Synonym of *Anthrax*. **B. Sweat**. See *Ephidrosis*.

**Bloom** (*blüm*) [ME., *blom*, a blossom]. 1. A blossom. 2. A state of health. 3. See *Lubricating Oils*.

**Blossom** (*blos'-um*) [ME., *blossome*, a flower]. In biology, (1) the flower of a plant; (2) to put forth flowers.

**Blotch** (*bloch*) [origin uncertain]. A pimple or blain; a small discolored patch of skin; a group of small pustules.

**Blow** (*blo*) [AS., *blövan*]. 1. To pant. 2. To deposit eggs upon, as flies.

**Blowing Sound**. See *Bellos Murmur*.

**Blown** (*blon*) [ME., *blowen*]. In farriery, with the stomach distended from gorging with food. **B. Meat**, meat that has been blown up with air in order to give it a white color and to hide defects in its condition.

**Blow-pipe** (*blo'-pip*). A cylindrical tube, from twelve to eighteen inches long, about half an inch in diameter at one end, and gradually tapering to a fine point or nozzle, which may be straight or bent at a right angle; it is used in directing the flame of a lamp in a fine conical tongue. **B., Automaton**, in dentistry, a blow-pipe especially designed for crown and bridge-work, into which the air is admitted and conducted through a small tube to the upper end of another which admits illuminating gas. The supply of both air and gas is regulated by the pressure of the thumb or fingers on the rubber tubes of the appliance. **B., Oxyhydrogen**, an apparatus for producing intense heat by burning hydrogen or illuminating gas at the end of a mixing nozzle.

**Bloxam's Test**. See *Tests, Table of*.

**Blue** (*blow*) [ME., *blew*]. One of the colors of the spectrum. **B., Alexandria**. Same as *Egyptian Blue*. **B.-Baby**, a child with blue disease. **B.-bottle**. See *Centaurea*. **B. Blindness**, acyanopsia. **B. Cohosh**. See *Caulophyllum*. **B. Disease**, cyanosis of the new-born, due frequently to congenital disease of the heart. This usually consists in constriction of the pulmonary artery with deficiency in the septum of the ventricles, the aorta communicating with the right ventricular cavity. See *Cyanopathy*. **B. Flag**. See *Iris*. **B. Gentian**, the root of *Gentiana catesbeii*, tonic and stomachic. Dose of fld. ext.  $\text{m} \times \text{xl}$ . Unof. **B. Gum**. See *Gingival*. **B. Gum Tree**. See *Eucalyptus*. **B. Cardinal Flower**. Synonym of *Lobelia syphilitica*. **B. Edema**, a puffed and bluish appearance of the limb sometimes seen in hysterical paralysis. **B. Jaundice**. See *Achitocardia*. **B. Line**. See *Lead Line*. **B. Malachite**. Same as *Azurite*. **B. Mass**. See *Hydrargyrum*. **B.-milk Bacillus**, *Bacillus cyanogenus*; it imparts a blue color to milk and renders it irritating to the stomach and intestine. See *Bacteria*, *Synonymatic Table of*. **B. Ocher**. See *Conspectus of Pigments* under *Pigment*. **B. Ointment**. See *Hydrargyrum*. **B. Pill**. See *Hydrargyrum*. **B., Prussian**. See *Pigment*. **B. Stick**. Same as *B. Stone*. **B. Stone**. See *Copper* and *B. Vitriol*. **B. Verditer**. Same as *Bremen Blue*. **B. Vervain**. See *Verben*. **B. Vitriol**. See *Conspectus of Pigments*, under *Pigment*.

**Blues** (*blooz*) [ME., *blew*]. A popular name for short periods of mental depression; they are usually associated with indigestion.

**Blumenbach, Clivus of**. See *Clivus*. **B., Plane of**. See *Plane*.



**Blunt-hook** (*blunk'-hook*). An obstetric instrument, used mainly in embryotomy.

**Blunzen** (*blunz'-en*) [Ger.]. A peculiar Württemberg sausage, made by filling the stomachs of hogs with meat, and cured by a method favoring putrefaction. This is the most common source of sausage-poisoning. See *Allantiasis* and *Botulismus*.

**Blushing** (*blush'-ing*) [ME., *blushen*, to glow]. The reddening of the face through shame, modesty, or confusion. See *Rubor*.

**Boa** (*bo'-ah*) [L.]. An ancient name applied to various eruptions and eruptive diseases, as measles, smallpox, hydroa, syphilis. **B. Vista Fever.** See *Fever*.

**Boas's Test.** See *Tests*, *Table of*.

**Boat-belly** (*boi'-bel-e*). See *Scaphoid Abdomen*.

**Bobb's Operation.** See *Operations*, *Table of*.

**Bochdalek's Ganglion.** See *Ganglia*, *Table of*. **B's Pseudo-ganglion.** See *Pseudo-ganglion*.

**Bock, Nerve of.** See *Nerves*, *Table of*.

**Bockhart's Blood-serum Mercury.** A mercurial used in the treatment of syphilis. It is prepared as follows from the blood of sheep, horses, or oxen: 10½ drams of blood-serum, sterilized after Koch's method, are placed in a graduated glass, and then mixed with a solution of 45 grains of bichlorid of mercury dissolved in one ounce of boiling distilled water. The precipitate formed is redissolved by the addition of 105 grains of chlorid of sodium, dissolved in five drams of distilled water. This compound is then a three per cent. solution of blood-serum mercury. By adding enough distilled water to make six ounces five drams, we have the solution generally used, containing one and one-half per cent of the mercurial salt. Injections of 15 minims (containing one-quarter grain of sublimate, combined with albumin) are made daily.

**Bodo** (*bo'-do*) [L.]. A genus of flagellate protozoans. **B. saltans** has been reported as living in great numbers in unhealthy ulcerations. **B. urinarius** has been found in the urine of cholera-patients.

**Body** (*bod'-e*) [AS., *bodig*]. 1. The animal frame with its organs. Also a cadaver or corpse. 2. This term is applied by the manufacturer of porcelain teeth to the parts composing the principal portion of the artificial organ. 3. The tube of a microscope, including the draw-tube; it is the tube receiving the ocular at one end and the objective at the other. See also *Corpus*, and *Corpora*. **B. Cells.** See *Heredity*. **B. Louse.** See *Pediculus*. **B. plasm.** See *Somatoplasm*, under *Heredity*. **B., Sub-thalamic.** See *Lusus*, *Body of*.

**Boeckel's Operations.** See *Operations*, *Table of*.

**Boerhaave, Glands of.** See *Gland*.

**Bog** (*bog*) [E. dial.]. To ease the body by stool.

**Bog** (*bog*) [Gael., *bogan*, a bog]. Ground that is wet and spongy. **B.-bean.** See *Buckbean*. **B.-spavin.** See *Spavin*.

**Bogue's Operation.** See *Operations*, *Table of*.

**Böhm's Acid Carmin.** See *Stains*, *Table of*. **B.'s Operation.** See *Operations*, *Table of*.

**Böhrner's Hematoxylin Solution.** See *Stains*, *Table of*.

**Bohun Upas** (*bo'-hun-u'-pas*). See *Antiar* and *Upas*.

**Boil** (*boil*) [ME., *boile*]. A furuncle; a localized inflammation of the skin and subcutaneous connective tissue attended by the formation of pus. See *Furunculus*.

**B., Aleppo or B., Delhi,** a peculiar ulcerative affection endemic in India, due to a specific and pathogenic microbe. It has been proposed by Heydenreich to call this *Tropical Boil*. Other names are *Penjdeh Boil* and *Bouton Biskra*. **B.-plague.** Synonym of *Anthrax*.

**Boiled Oil.** Linseed oil that has been heated to a high temperature (130° C. and upward), while a current of air is passed through or over the oil, and

the temperature increased until the oil begins to effervesce from evolution of products of decomposition. **B.-sago Matter.** Vitreous-looking bodies frequently seen in the stools of dysentery. They are simply granules of starch ingested as food and remaining partially or wholly undigested. They are also called *Frogs'-sago matter*.

**Boiler-makers' Deafness.** See *Deafness*.

**Boiling** (*boil'-ing*) [ME., *boilen*, to stir]. The vaporization of a liquid when it gives off vapor having the same tension as the surrounding air. Most tissues, animal and vegetable, are softened and rendered more or less soluble by boiling. Albumin and most albuminoids, however, are rendered insoluble. The temperature of boiling water at the level of the sea is 212° F. (100° C.); it decreases with increasing altitude. **B. Test.** See *Tests*, *Table of*.

**Boissons** (*bwah'-song*) [Fr.]. Cheap fermented liquors made from raisins or other dried fruits to which sweetened water is added and fermentation allowed.

**Bola** (*bo'-lah*). See *Myrrh*.

**Bolary** (*bo'-lar-e*) [*bolus*, clay]. Of the nature of bole.

**Bolax** (*bo'-laks*). See *Balsam-bog*. **B. Gum.** See *Balsam-bog*.

**Bolbomelanoma** (*bol-bo-mel-an-o'-mah*) [βολβός, a bulb; μελάνωμα, blackness]. Melanotic carcinoma of the eyeball.

**Boldin** (*bol'-din*). See *Boldus*.

**Boldo** (*bol'-do*). See *Boldus*. **B.-glucine**, an aromatic glucosid obtained from *Peumus boldus* and other species. It is a hypnotic in doses of gr. xx-3j. Unof.

**Boldoa** (*bol'-do-ah*) [Chilian, *Boklu*]. A genus of monimiaceous trees. **B. fragrans**, the tree *Peumus boldus*. See *Boldus*.

**Boldus** (*bol'-lus*) [L.]. Boldo. The leaves and stems of an evergreen, *Peumus boldus*, native to Chili and vicinity, sometimes used in anemia and general debility as a substitute for quinin. It contains a bitter alkaloid, *Boldin*, an hypnotic in doses of gr. iij. **B., Ext., Fld.** Dose mj-iv. **B., Tinct.**, contains 20 per cent. of the drug. Dose mv-vij.

**Bol** (*ból*) [βῶλος, a clod of earth]. 1. A translucent, soft variety of clay formerly much used in medicine, internally as an astringent, externally as an absorbent. Dose gr. v-x. Several varieties are used, as the *Armenian bol*; see the *Lemnian*, and the *French bol*. 2. A bolus. See *Bolus*.

**Boletus** (*bo-le'-tus*) [βολιτης, a kind of mushroom]. A genus of fungi, some species of which are edible, while others are highly poisonous. None is official.

**Bologna** (*bo-ton'-yah*) [It.]. A city of northern Italy.

**B. Lime.** Same as Vienna White. **B. Phosphorus**, a sulphid of barium, having the property of emitting a pale, feeble light in the dark.

**Bolus** (*bo'-lus*) [L.: *pl.*, *Boli*; Eng. *pl.*, *Boluses*]. 1. A mass of medicine exhibited in the form of a large pill. 2. A mass of masticated food ready to swallow.

**Bombardier Beetle.** See *Brachenin*.

**Bombax** (*bom'-baks*) [*bombyx*, cotton]. A genus of huge tropical malvaceous trees of many species. Some of these trees afford demulcent diuretic medicines. *Mocmain*, q. v., is a product of *B. malabaricum*. **Bombus** (*bom'-bus*) [βόμβος, a humming sound]. A ringing or buzzing sound in the ears; tinnitus. Also a sonorous movement or rumbling flatus of the intestines: borborygmus.

**Bona Fever** (*bo'-nah fe'-ver*). See *Fever*.

**Bonbon** (*bon'-bon*) [Fr.]. A confection. **B., Pectoral**, a medicated antituberc confection.

**Bond's Operation.** See *Operations*, *Table of*.

**Bonduc Seeds** (*bon'-duk sedz*). See *Bonducella*.

**Bonducella** (*bon-du-sel'-ah*) [L.]. Bonduc Seeds. The seeds of *Casalpinia bonducella*, a tropical plant. It is a bitter tonic and antiperiodic in intermittent fevers. Dose gr. x-xv. **B. B., Pulv., Comp.**, contains bonduc and black pepper. Dose gr. xv-xx.

**Bone** (*bôn*) [AS., *ban*, a bone]. A hard tissue that constitutes the framework or skeleton of the body. It is composed mainly of tri-calcium phosphate and cartilage. Bone usually consists of a compact outer mass covered with *periosteum*, surrounding a reticulated inner structure that encloses a central cavity filled with marrow. A transverse section of a long bone shows bone-tissue to be composed of a number of nearly circular zones, each having a central tube, the *Haversian canal*, through which the blood circulates. Surrounding the *Haversian canal* are concentrically arranged belts of oblong spaces called *lacunæ*. Each lacuna is the outlet of a number of *canaliculi*, through which the nutrition is conveyed to all parts of the bone. A table of bones is appended. **B. Ash**, the calcic phosphate remaining after bones have been incinerated. **B. Binder**. See *Osteocolla*. **B.-black**. Same as *Animal Black*. **B.-brown**. See *Pigments, Conspectus of*. **B. Cartilage**. See *Ostein*. **B.-conduction**, the transmission of sound-waves to the auditory nerve by means of sonorous vibrations communicated to the bones of the skull, the impression reaching the nerve in part directly and in part by way of the tympanic structure. The tuning-fork is the instrument most commonly used as a test of bone-conduction. Bone-conduction is lost or diminished in many of the typical labyrinthine lesions, e.g., in true Menière's disease. See *Air-conduction*. **B. Earth**. See *Ossiterria*. **B., Epipetric** [*ἐπί*, upon; *πτερόν*, a wing], a small Wormian bone sometimes found between the great wing of the sphenoid and the anterior inferior angle of the parietal. **B.-fat**, a whitish-yellow fat obtained by boiling bones. It is used in soap making. **B.-gelatin**. See *Gelatin*. **B.-glue**. See *Glue*. **B. incarial**. See *Incarial*. **B.-nippers**, surgical cutting-forceps for use on bones. **B.-oil**, a foul-smelling oil obtained in the dry distillation of bone. **B.-setter**, a specialist at setting bones; usually an uneducated empiric, and often a pretender to hereditary skill in the business. **B.-spavin**. See *Spavin*. **B.-tumor**. Synonym of *Actinomycosis*.

**Bonelet** (*bôn'-let*). See *Ossicle*.

**Bonellein** (*bo-nell'-in*) [*Bonellia*, a genus of gephyrean worms, named after F. A. Bonelli, an Italian naturalist]. In biology, the green pigment of certain annelids, as *Bonellia viridis*.

**Boneset**. See *Eupatorium*.

**Bonnafond's Apparatus**. An apparatus for generating vapors and injecting them into the middle ear through the Eustachian tube.

**Bonnet's Capsule**. See *Ocular Sheath*. **B. Operations**. See *Operations, Table of*.

**Bontius, Pills of**. Purgative pills used in dropsy. They contain gamboge, Socotrin aloes, and gum ammoniac.

**Bonwill's Crown**. In dentistry, an artificial crown of all porcelain to be engrafted on a natural root. **B's. Method, 1.** A method of producing anesthesia. It is done by rapid breathing of the ordinary atmospheric air. The patient opens his mouth and breathes freely, quickly, and deeply, and in a few seconds or minutes partial anesthesia supervenes. **2.** A method of articulating teeth.

**Bonzel's Operation**. See *Operations, Table of*.

**Booboo** (*boô'-boo*). See *Boohoo*.

**Boohoo** (*boô'-hoo*) [Native S. Pacific]. A kind of gastritis with slight fever and with great nostalgia and

depression of spirits. It attacks strangers in some of the Pacific Islands.

**Booker, Bacillus of**. See *Bacteria, Synonymatic Table of*.

**Boot, Junod's**. See *Junod's Boot*.

**Boracic Acid** (*bo-ras'-ik as'-id*). See *Acid, Boric*; also *Boron*.

**Borage** (*bo'-raj*) [ME., *borage*]. The plant *Borago officinalis*, a demulcent, mild refrigerant and diaphoretic. Dose of fld. ext.,  $\mathfrak{z}$ j. Unof.

**Boraginaceous** (*bo-raj-in-a'-se-us*) [*Boraginaceæ*, a natural order of plants]. Pertaining to the Boraginaceæ.

**Borate** (*bo'-rat*) [Ar., *bōraq*, borax]. Any salt of boric acid.

**Borax** (*bo'-raks*). See *Boron*. **B. Bath**. See *Bath*.

**Borborygmus** (*bor-bor-ig'-mus*) [*βορβορύγμος*, a rumbling: *pl., Borborygmi*]. A rumbling of the bowels.

**Bordeaux Method**. A form of cotton antiseptic dressing for stumps.

**Borelli's Operation**. See *Operations, Table of*.

**Boric Acid** (*bo'-rik as'-id*). See *Boron*.

**Born** (*born*) [AS., *boren*, to bear, bring forth]. Brought into the world by the process of parturition. **B. Alive**. See *Live Birth*.

**Borneo Camphor** (*bor'-ne-o-kam'-for*). See *Borneol*.

**Borneol** (*bor'-ne-ol*) [*Borneo*],  $C_{10}H_{18}O$ . Borneo Camphor; a substance that occurs in *Dryobalanops camphora*, a tree growing in Borneo and Sumatra. It is artificially prepared by acting with sodium upon the alcoholic solution of common camphor. It is quite like Japan camphor, and has a peculiar odor resembling that of peppermint. It sublimes in six-sided leaflets, melts at  $198^{\circ}$  and boils at  $212^{\circ}$ . It produces spasms of an epileptiform character.

**Born's Method**. A method of reconstructing objects from microscopic sections; by means of a camera, the outlines are transferred to wax plates, which are then cut out so as to correspond to the sections.

**Boro-borax** (*bo-ro-bo'-raks*). A crystalline combination of borax and boric acid. It is used as an antiseptic.

**Borofuchsin**. See *Stains, Conspectus of*.

**Boroglycerid** (*bo-ro-glis'-er-id*). See *Boroglycerin*.

**Boroglycerin** (*bo-ro-glis'-er-in*) [Ar., *bōraq*, borax; *γλυκερός*, sweet]. A mixture of boric acid, 62 parts, with glycerin, 92 parts, it is called also *boroglycerid*, and *glyceryl borate*. It is a solid preparation, soluble in water. It is used as a local application in eye and skin affections. It is an active antiseptic in a solution of 1 to 40. Unof.

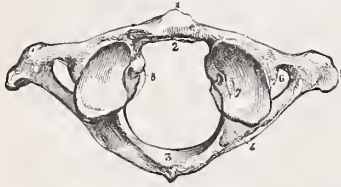
**Boron** (*bo'-ron*) [Ar., *bōraq*, borax].  $B = 11$ ; quantivalence III, V. The base of boric acid and of the mineral borax. **Boracic**, or, more properly, **Boric Acid**,  $H_3BO_3$ , a crystalline substance, found native in the volcanic lagoons of Tuscany. It occurs in white, transparent crystals, soluble in water and alcohol; it is an active antiseptic, and is much used in parasitic diseases of the skin. Dose gr. v-xx. *Unguent. Acidi Borici* (B. P.), contains hard paraffin 2, soft paraffin 4, boric acid 1. It is used as an antiseptic and in dermatology. **Borax**,  $Na_2B_4O_7 \cdot 10H_2O$ , sodium biborate, occurs in lacustrine deposits as white, transparent crystals, soluble in water, alcohol and glycerin. It is used as an antiseptic wash for ulcers and indolent lesions and is valuable also as an emmenagogue, and in leucorrhœa. Dose gr. v-xl. All unof. *Glycerinum Bōracis* (B. P.), contains borax, glycerin and distilled water; it is used as a local application. *Mel Boracis* (B. P.), borax honey, contains borax, clarified honey and glycerin (about 1 in 7); it is used as a local application.



## TABLE OF BONES.

NAME.	PRINCIPAL FEATURES.	ARTICULATIONS AND VARIETY.	MUSCULAR AND LIGAMENTOUS ATTACHMENTS.
Astragalus.	Irregularly cubical; forms the key-stone of arch of foot; head, neck, six articular surfaces.	Tibia, } <i>ginglymus</i> . Fibula, } Os calcis, } <i>arthrodia</i> . Scaphoid, }	Internal and external lateral ligaments.
Atlas.	First cervical vertebra; ring-like; anterior and posterior arches and tubercles; articular surfaces.	Occipital bone— <i>double arthrodia</i> . Axis, four joints— <i>diarthrodia rotatoria and double arthrodia</i> .	Longus colli ( <i>tubercle</i> ), rectus capitis posticus minor ( <i>spinous process</i> ).
Axis.	Second cervical vertebra; body, odontoid process, pedicles, laminae, spinous process, transverse processes, articular surfaces.	First cervical vertebra— <i>diarthrodia rotatoria and double arthrodia</i> . Third cervical vertebra— <i>double arthrodia</i> .	Longus colli, check ligaments.
Calcaneum.	The heel bone; irregularly cuboidal; lesser process [sustentaculum tali], greater process, peroneal ridge or spine, superior groove, articular surfaces.	Astragalus, } Cuboid, } <i>arthrodia</i> . Scaphoid, }	Tibialis posticus, tendo Achillis, plantaris, abductor pollicis, abductor minimi digiti, flexor brevis digitorum, flexor accessorius, extensor brevis digitorum.
Carpal.	Consists of scaphoid, semilunar, cuneiform, pisiform, trapezium, trapezoid, os magnum, unciform. See <i>Individual Bones</i> .		
Clavicle.	Collar bone, resembles the italic "f"; conoid tubercle, deltoid tubercle, oblique line.	Sternum, } Scapula, } <i>arthrodia</i> . Cartilage of first rib, }	Sterno-cleido-mastoid, trapezius, pectoralis major, deltoid, subclavius, sterno-hyoid, platysma.
Coccyx.	The last bone of the vertebral column; resembles a cuckoo's beak; usually composed of four small segments; base, apex, cornua.	Sacrum— <i>amphiarthrodia</i> .	Coccygeus, gluteus maximus, extensor coccygis, sphincter ani, levator ani.
Cranial.	Occipital, parietal (two), frontal, temporal (two), sphenoid, ethmoid. See <i>Individual Bones</i> .		
Cuboid.	Somewhat pyramidal; tuberosity.	Os calcis, } External cuneiform, } <i>arthrodia</i> . 4th and 5th metatarsal bones, }	Flexor brevis pollicis.
Cuneiform (of carpus).	Pyramidal.	Semilunar, } Pisiform, } <i>arthrodia</i> . Unciform, } Interarticular fibro-cartilage, }	
Cuneiform (of tarsus). <i>Internal</i> .	Irregularly wedge-shaped; the largest of the three.	Scaphoid, } Middle cuneiform, } <i>arthrodia</i> . First and second metatarsal bones, }	Tibialis anticus and posticus.
<i>Middle</i> .	Wedge-shaped; smallest of the three.	Scaphoid, } Internal cuneiform, } <i>arthrodia</i> . External cuneiform, } Second metatarsal, }	Tibialis posticus.
<i>External</i> .	Wedge-shaped.	Scaphoid, } Middle cuneiform, } <i>arthrodia</i> . Cuboid, } Second, third, and fourth metatarsal bones, }	Tibialis posticus, flexor brevis pollicis.
Ethmoid.	Irregularly cubical; situated at anterior part of base of skull; horizontal or cribriform plate, perpendicular plate, two lateral masses, crista galli.	Sphenoid, } Two sphenoidal— } <i>synarthrodia</i> . turbinated, } Frontal, } Two nasal, } Two superior maxillary, } Two lachrymal, } Two palate, } Two inferior turbinated, } Vomer, }	None.
Femur.	Cylindrical; longest, largest, and strongest bone in the body; shaft and two extremities, head, neck, greater and lesser trochanters, linea aspera, condyles; a long bone.	Os innominatum— <i>enarthrodia</i> . Tibia— <i>ginglymus</i> . Patella— <i>arthrodia</i> .	Gluteus medius, gluteus minimus, pyramiformis, obturator internus, obturator externus, gemellus superior, gemellus inferior, quadratus femoris, psoas magnus, iliacus, vastus externus, gluteus maximus, short head of the biceps, vastus internus, adductor magnus, pectineus, adductor brevis, adductor longus, crureus, subcrureus, gastrocnemius, plantaris, popliteus.

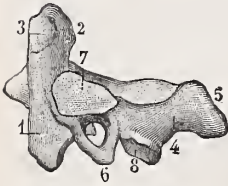
## BONES OF THE HUMAN SKELETON.



ATLAS, SUPERIOR SURFACE.

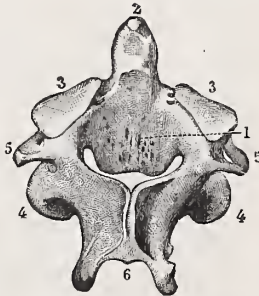
Superior articular process. 8. Tubercle for attachment of transverse ligament.

1. Tubercle of anterior arch. 2. Articular facet for odontoid process of axis. 3. Posterior arch and posterior tubercle. 4. Groove for vertebral artery and first cervical nerve. 5. Transverse process. 6. Foramen for vertebral artery. 7.



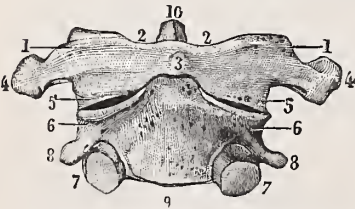
AXIS, LATERAL ASPECT.

1. Body. 2. Odontoid process. 3. Facet for articulating with anterior arch of atlas. 4. Lamina. 5. Spinous process. 6. Transverse process. 7. Superior articular process. 8. Inferior articular process.



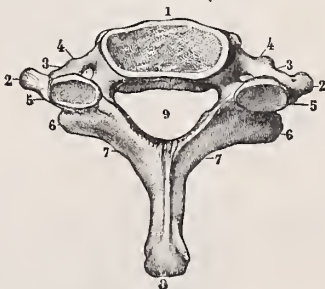
AXIS, POSTERO-SUPERIOR VIEW.

1. Posterior surface of body. 2. Odontoid process. 3, 3. Superior articular processes. 4, 4. Inferior articular processes. 5, 5. Transverse processes. 6. Spinous process.



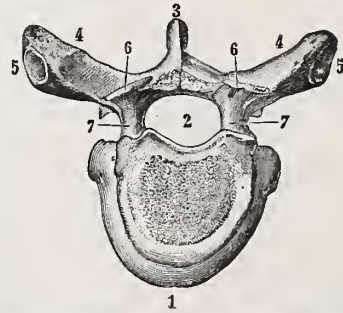
ATLAS AND AXIS, ANTERIOR SURFACE.

7, 7. Inferior articular processes. 8, 8. Transverse processes. 9. Anterior surface of body of axis. 10. Apex of odontoid process.



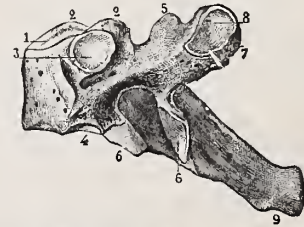
SEVENTH CERVICAL VERTEBRA, POSTERO-SUPERIOR VIEW.

1. Body. 2, 2. Transverse processes. 3, 3. Anterior or costal roots of transverse processes. 4, 4. Foramina for vertebral arteries. 5, 5. Superior articular processes. 6, 6. Inferior articular processes. 7, 7. Laminae. 8. Spinous process. 9. Spinal foramen.



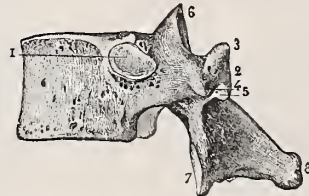
DORSAL VERTEBRA, ANTERO-SUPERIOR VIEW.

1. Anterior surface. 2. Vertebral foramen. 3. Spinous process. 4, 4. Transverse processes. 5, 5. Articular surfaces for tubercles of ribs. 6, 6. Superior articular processes. 7, 7. Pedicles.



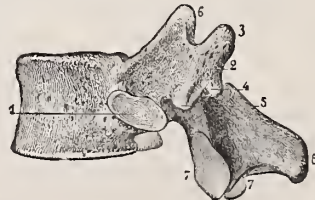
FIRST DORSAL VERTEBRA, LATERAL VIEW.

1. Superior surface of body. 2, 2. Semi-lunar processes. 3. Articular facet for head of first rib. 4. Demi-facet for head of second rib. 5. Superior articular process. 6, 6. Inferior articular processes. 7. Transverse process. 8. Articular facet for tubercle of first rib. 9. Spinous process.



ELEVENTH DORSAL VERTEBRA, LATERAL VIEW.

1. Articular facet for head of eleventh rib. 2. Transverse process. 3. Superior tubercle of transverse process. 4. Inferior and posterior tubercle. 5. Inferior and posterior tubercle. 6. Superior articular process. 7. Inferior articular process. 8. Spinous process.



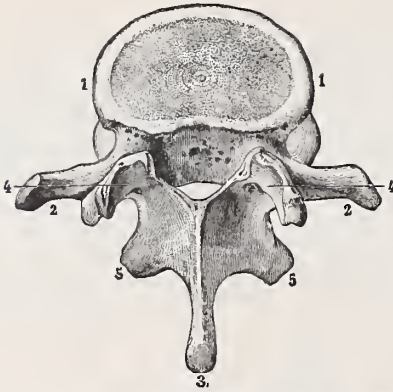
TWELFTH DORSAL VERTEBRA, LATERAL VIEW.

1. Articular facet for head of twelfth rib. 2. Transverse process. 3. Superior and posterior tubercle of transverse process. 4. Inferior and posterior tubercle. 5. Inferior and anterior tubercle. 6. Superior articular process. 7, 7. Inferior articular processes. 8. Spinous process.



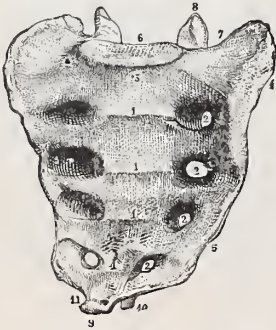
TABLE OF BONES.—*Continued.*

NAME.	PRINCIPAL FEATURES.	ARTICULATIONS AND VARIETY.	MUSCULAR AND LIGAMENTOUS ATTACHMENTS.
Fibula.	Long bone; shaft, upper extremity or head, lower extremity or external malleolus.	Tibia— <i>arthrodia</i> . Astragalus, with the tibia and fibula— <i>ginglymus</i> .	Biceps, soleus, peroneus longus, extensor longus digitorum, peroneus tertius, extensor proprius pollicis, tibialis posticus, flexor longus pollicis, peroneus brevis.
Foot.	Composed of tarsus, metatarsus and phalanges, <i>q. v.</i>		
Frontal.	The forehead bone; a flat bone; a frontal portion and an orbito-nasal portion; frontaleminences, superciliary ridges, supraorbital arches, supraorbital notches or foramina, internal and external angular processes, temporal ridges, nasal notch, nasal spine, nasal eminence or glabella.	Two parietal, Sphenoid, Ethmoid, Two nasal, Two superior maxillary, Two lachrymal, Two malar, } <i>synarthrodia</i> .	Corrugator supercillii, orbicularis palpebrarum, and temporal on each side.
Hand.	Composed of carpus, metacarpus and phalanges, <i>q. v.</i>		
Humerus.	Largest bone of upper extremity; long bone; a shaft and two extremities. Upper extremity presents a head, neck and greater and lesser tuberosities. Lower extremity, trochlea, olecranon fossa, coronoid fossa, external and internal condyles, supratrochlear foramen, supracondyloid ridges.	Scapula (glenoid cavity)— <i>enarthrodia</i> . Ulna, } <i>ginglymus</i> . Radius, }	Supraspinatus, infraspinatus, teres minor, subscapularis, pectoralis major, latissimus dorsi, deltoid, coraco-brachialis, brachialis anticus, triceps, sub-anconeus, pronator radii teres, flexor carpi radialis, palmaris longus, flexor digitorum sublimis, flexor carpi ulnaris, supinator longus, extensor carpi radialis longior, extensor carpi radialis brevior, extensor communis digitorum, extensor minimi digiti, extensor carpi ulnaris, supinator brevis and anconeus.
Hyoid.	A bony arch; irregular bone; a body, two greater and two lesser cornua.	None.	Sterno-hyoid, thyro-hyoid, omo-hyoid, digastricus, stylo-hyoid, mylo-hyoid, genio-hyoid, genio-hyo-glossus, hyo-glossus, middle constrictor of the pharynx.
Ilium.	See <i>Innominate</i> .		
Incus.	Resembles a bicuspid tooth with two roots, body, and two processes.	Malleus— <i>arthrodia</i> ( <i>trigger-joint</i> ). Stapes— <i>arthrodia</i> .	None.
Inferior maxillary.	Body and two rami; contains the teeth of the lower jaw; symphysis, mental process, mental foramen, coronoid and condyloid process, head, neck, sigmoid notch; irregular bone.	The two temporal bones— <i>bilateral condyloid—diarthrodia</i> .	Levator menti, depressor labii inferioris, depressor anguli oris, platysma myoides, buccinator, masseter, orbicularis oris, genio-hyo-glossus, genio-hyoideus, mylo-hyoideus, digastric, superior constrictor, temporal, internal pterygoid, external pterygoid.
Inferior turbinated.	Situated on the outer wall of the nasal fossa; irregular bone.	Ethmoid, Superior maxillary, Lachrymal, Palate, } <i>synarthrodia</i> .	None.
Innominate.	Large, 3 parts; flat bone; with its fellow and sacrum and coccyx forms pelvis.  <i>Ilium</i> —superior broad expanded portion, crest, superior, middle and inferior curved lines, iliopectineal line, venter, auricular surface, anterior and posterior, superior and inferior spinous processes, $\frac{2}{3}$ (about) of acetabulum.  <i>Ischium</i> —lower and back portion, body, tuberosity and ramus, spine, greater and lesser sacro-sciatic notches, external and internal lips of tuberosity, lower boundary of obturator foramen, $\frac{1}{3}$ (about) of acetabulum.  <i>Pubis</i> —body, horizontal ramus, descending ramus, spine, iliopectineal line, angle, symphysis, obturator foramen (upper boundary), $\frac{1}{5}$ of acetabulum.	{ With its fellow of } <i>synarthrodia</i> . { opposite side, } { Sacrum, } { Femur— <i>enarthrodia</i> .	  <i>Ilium</i> —tensor vaginæ femoris, external oblique, latissimus dorsi, iliacus, transversalis, quadratus lumborum, erector spine, internal oblique, gluteus maximus, medius and minimus, rectus, pyriformis, multifidus spine, sartorius.  <i>Ischium</i> —obturator externus and internus, gracilis, levator ani, gemelli superior and inferior, coccygeus, biceps, semi-tendinosus, semi-membranous, quadratus femoris, adductor magnus, transversus perinei, erector penis.  <i>Pubis</i> —internal and external oblique, transversalis, rectus, pyramidalis, psoas parvus, pectineus, adductor magnus, longus and brevis, gracilis, external and internal obturator, levator ani, compressor urethræ, accelerator urinæ.



LUMBAR VERTEBRA, POSTERO-SUPERIOR VIEW.

1, 1. Anterior surface of body. 2, 2. Transverse processes. 3. Spinous process. 4, 4. Superior articular processes. 5, 5. Inferior articular processes.



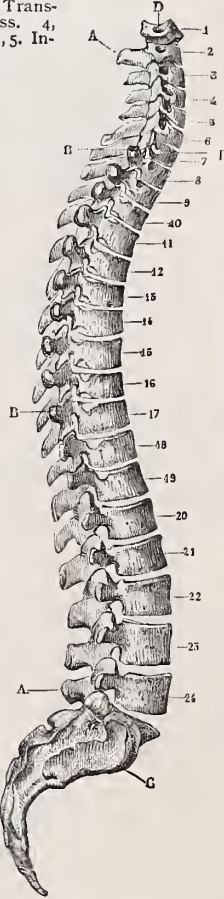
SACRUM, ANTERIOR ASPECT.

1, 1, 1. Bodies of sacral vertebrae, with transverse lines of union. 2, 2, 2. Anterior sacral foramina. 3. Base. 4. Auricular surface of lateral aspect. 5. Its inferior portion. 6. Articular surface of base. 7. Notch for formation of last lumbar intervertebral foramen. 8. Superior articular process of first sacral vertebra. 9. Apex of sacrum. 10. Cornu. 11. Notch for transmission of fifth sacral nerve.



SACRUM, POSTERIOR ASPECT.

1, 1, 1. Spinous processes of sacral vertebrae. 2, 2. Sacral groove. 3, 3, 3. Posterior sacral foramina. 4, 4, 4. Articular processes, united. 5, 5, 5. Transverse processes. 6, 6. Cribriform fossa. 7, 7. Auricular surface. 8, 8. Superior articular processes of first sacral vertebra. 9. Superior orifice of sacral canal. 10. Groove representing inferior orifice. 11, 11. Cornua. 12. Apex.



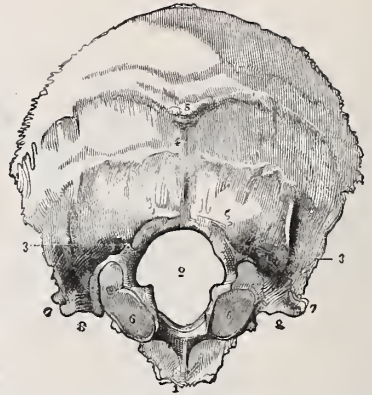
VERTEBRAL COLUMN, LATERAL ASPECT.

1-7. Cervical vertebrae. 8-19. Dorsal vertebrae. 20-24. Lumbar vertebrae. A, A. Spinous processes. B, B. Articular facets of transverse processes of first ten dorsal vertebrae. C. Auricular surface of sacrum. D. Foramina in transverse processes of cervical vertebrae.



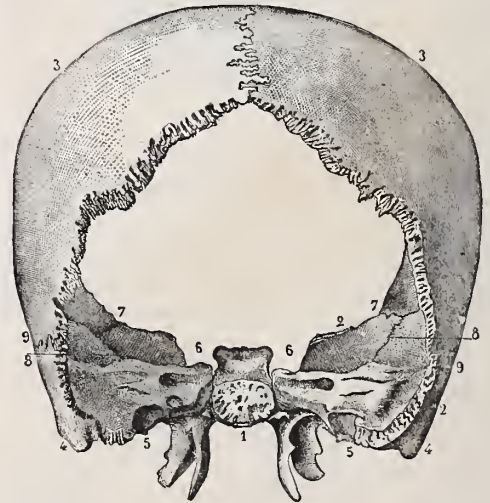
COCCYX, ANTERIOR ASPECT.

1. Base. 2, 2. Cornua. 3. Second coccygeal vertebra. 4. Third coccygeal vertebra. 5. Fourth coccygeal vertebra. 6. Fifth coccygeal vertebra.



OCCIPITAL BONE, POSTERO-INFERIOR VIEW

1. Basilar process. 2. Foramen magnum. 3, 3. Posterior condyloid foramina. 4. Crest. 5. External occipital protuberance. 6, 6. Condyles. 7, 7. Jugular processes. 8, 8. Jugular fossae.



PARIETAL, TEMPORAL, AND SPHENOID BONES; POSTERIOR ASPECT.

1. Body of sphenoid bone. 2, 2. Sphenoid and temporal bones. 3, 3. Parietal bones. 4, 4. Mastoid processes. 5, 5. Jugular fossae. 6, 6. Notches entering into formation of sphenoidal fissures. 7, 7. Spheno-parietal sutures. 8, 8. Spheno-temporal sutures. 9, 9. Temporo-parietal sutures.



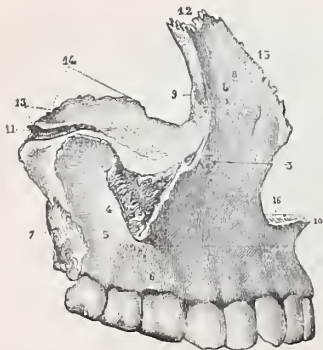
NASAL BONES, EXTERNAL ASPECT.

1, 1. The two nasal bones. 2, 2. Superior extremity. 3, 3. Inferior border. 4, 4. Internal border. 5, 5, 5. External border.



TABLE OF BONES.—*Continued.*

NAME.	PRINCIPAL FEATURES.	ARTICULATIONS AND VARIETY.	MUSCULAR AND LIGAMENTOUS ATTACHMENTS.
Ischium.	See <i>Innominate</i> .		
Lachrymal.	Small; situated at front part of inner wall of orbit; resembles finger-nail; crest, lachrymal groove; flat bone.	Frontal, Ethmoid, Superior maxillary, Inferior turbinated, } <i>synarthrodia</i> .	Tensor tarsi.
Lingual.	See <i>Hyoid</i> .		
Magnum (os).	Largest bone of carpus; occupies center of wrist; head, neck, body; short bone.	Scaphoid, } <i>enarthrodia</i> . Semilunar, } Second } <i>Metacarpal—arthrodia</i> . Third } Fourth } Trapezoid, } <i>arthrodia</i> . Unciform, }	Flexor brevis pollicis (part).
Malar.	Small; quadrangular; at upper and outer part of face; forms prominence of cheek, part of outer wall and floor of orbit, part of temporal and zygomatic fossæ; frontal, orbital, maxillary and zygomatic processes, malar foramen, four borders; irregular bone.	Frontal, Sphenoid, Temporal, Superior maxillary, } <i>synarthrodia</i> .	Levator labii superioris proprius, zygomaticus major and minor, masseter, temporal.
Malleus.	Resembles a hammer: head, neck, handle or manubrium, processus gracilis, processus brevis; irregular.	Incus— <i>arthrodia</i> ( <i>trigger-joint</i> ).	Tensor tympani.
Maxillary, inferior.	See <i>Inferior maxillary</i> .		
Maxillary, superior.	See <i>Superior maxillary</i> .		
Metacarpal.	Five in number; shaft, base, and head; long bones.	Second row of carpus— <i>arthrodia</i> . Phalanges— <i>condyloid</i> .	To the <i>thumb</i> —flexor and extensor ossis metacarpi pollicis, first dorsal interosseous. <i>Second metacarpal bone</i> —flexor carpi radialis, extensor carpi radialis longior, first and second dorsal interosseous, first palmar interosseous, flexor brevis pollicis (frequently). <i>Third metacarpal</i> —extensor carpi radialis brevior, flexor brevis pollicis, adductor pollicis, second and third dorsal interosseous. <i>Fourth metacarpal</i> —third and fourth dorsal and second palmar interosseous. <i>Fifth metacarpal</i> —extensor carpi ulnaris, flexor carpi ulnaris, flexor ossis metacarpi minimi digiti, fourth dorsal, and third palmar interosseous.
Metatarsal.	Five in number; shaft, base, and head; long bones.	Tarsus— <i>arthrodia</i> . Phalanges— <i>condyloid</i> .	<i>First</i> —tibialis anticus (part), peroneus longus, first dorsal interosseous. <i>Second</i> —adductor pollicis, first and second dorsal interosseous, tibialis posticus (part). <i>Third</i> —adductor pollicis, second and third dorsal, and first plantar interosseous, tibialis posticus (part). <i>Fourth</i> —adductor pollicis, third and fourth dorsal and second plantar interosseous, tibialis posticus (part). <i>Fifth</i> —peroneus brevis, peroneus tertius, flexor brevis minimi digiti, transversus pedis, fourth dorsal, and third plantar interosseous.
Nasal.	Oblong; forms with its fellow the bridge of the nose; nasal foramen, spine, crest; flat bone.	Frontal, Ethmoid, Nasal (opposite), Superior maxillary, } <i>synarthrodia</i> .	



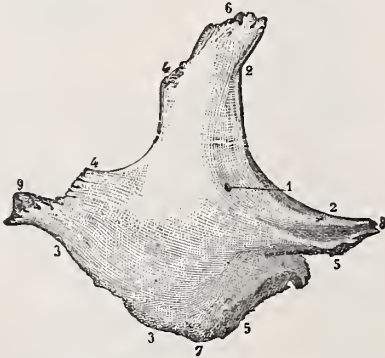
SUPERIOR MAXILLARY BONE, EXTERNAL ASPECT.

nasal process. 16. Notch for anterior opening of nasal fossæ.



LACRIMAL BONE, EXTERNAL ASPECT.

1. Vertical crest, dividing external surface into two parts. 2. Spine, in which crest terminates. 3. Sulcus contributing to formation of lachrymal canal. 4. Continuation of preceding, contributing to formation of nasal canal. 5. Posterior division of external surface, contributing to formation of orbit. 6, 6. Anterior border. 7, 7. Posterior border. 8. Superior extremity. 9. Portion of inferior border that articulates with lachrymal process of inferior turbinate bone. 10. Portion that articulates with orbital plate of superior maxillary bone.



MALAR BONE, EXTERNAL ASPECT.

1. Orifice for malar nerve. 2, 2. Superior or orbital border. 3, 3. Inferior or zygomatic border. 4, 4. Posterior or temporal border. 5, 5. Anterior or maxillary border. 6. Superior angle. 7. Inferior angle. 8. Anterior angle. 9. Posterior angle.



PALATE BONE, EXTERNAL ASPECT.

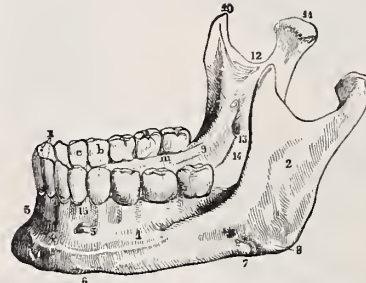
1. External surface of orbital process. 2. Superior or orbital surface. 3. Anterior or maxillary surface. 4. Notch forming greater part of sphenopalatine foramen. 5. Sphenoid process. 6. Groove entering into formation of posterior palatine canal. 7. Surface that enters into the formation of base of maxillary sinus. 8. External surface of pterygoid process. 9. Groove to receive posterior border of internal plate of pterygoid process.

1. Anterior aspect of pyramidal process, or canine fossa. 2. Incisive or myrtiform fossa. 3. Infra-orbital foramen. 4. Summit of pyramidal process, or malar process. 5. Posterior aspect of pyramidal process. 6. Inferior border of pyramidal process. 7. Posterior border, or maxillary tuberosity. 8. Nasal process. 9. Posterior border, grooved for lachrymal duct. 10. Anterior nasal spine. 11. Infra-orbital groove. 12. Summit of nasal process. 13. Posterior and superior angle. 14. Superior border. 15. Anterior border of



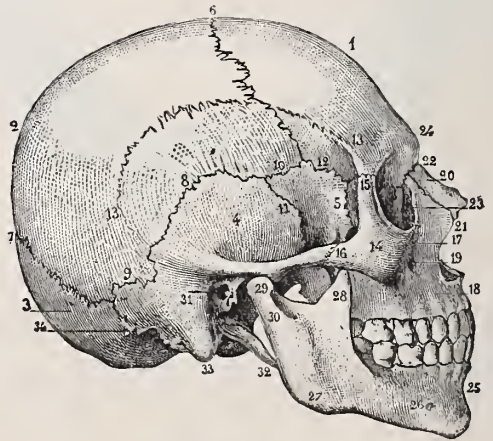
INFERIOR TURBINATED BONE, INTERNAL OR CONVEX ASPECT.

- process. 5. Ethmoidal process. 6. Portion of superior border that articulates with palate bone. 7. Anterior extremity. 8. Posterior extremity.



INFERIOR MAXILLARY BONE, EXTERNAL ASPECT.

1. Body of bone and external oblique line. 2. Ramus. 3. Symphysis. 4. Incisive fossa. 5. Mental foramen. 6. Depression in inferior border for attachment of digastric muscle. 7. Depression for passage of facial artery. 8. Angle of jaw. 9. Posterior extremity of internal oblique line. 10. Coronoid process. 11. Condyle. 12. Sigmoid notch. 13. Origin of inferior dental canal. 14. Mylo-hyoid groove. 15. Alveolar border. a. Incisors. b. Bicuspid. c. Canines. m. Molars.



LATERAL ASPECT OF SKULL.

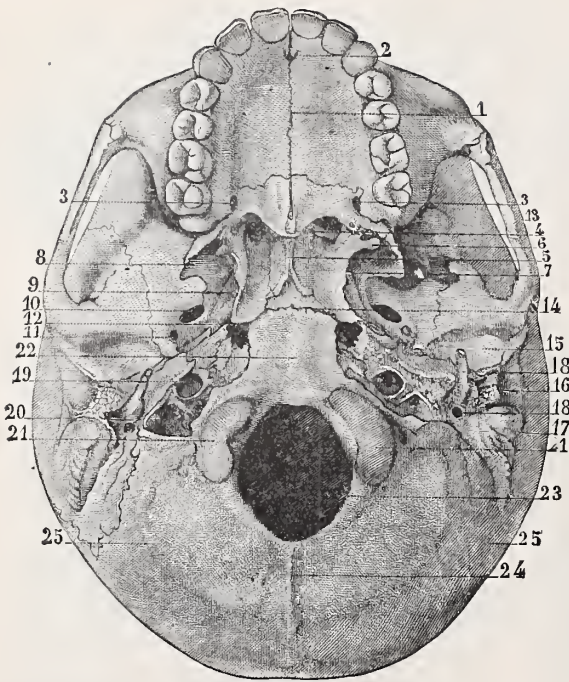
1. Frontal bone. 2. Parietal bone. 3. Occipital bone. 4. Temporal bone. 5. Greater wing of sphenoid bone. 6. Lamboid suture. 7. Occipito-parietal suture. 8. Squamo-parietal suture. 9. Masto-parietal suture. 10. Spheno-parietal suture. 11. Spheno-temporal suture. 12. Spheno-frontal suture. 13, 13. Temporal ridge. 14. Malar bone. 15. Fronto-malar suture. 16. Malo-temporal suture. 17. Malo-maxillary suture. 18. Superior maxillary bone. 19. Infra-orbital foramen. 20. Nasal bone. 21. Naso-maxillary suture. 22. Naso-frontal suture. 23. Lachrymal groove, at the bottom of which may be seen the suture between the lachrymal and the superior maxillary bones. 24. Nasal eminence. 25. Inferior maxillary bone. 26. Mental foramen. 27. Angle of lower jaw. 28. Coronoid process. 29. Condyle. 30. Neck of condyle. 31. External auditory canal. 32. Styloid process. 33. Mastoid process. 34. Masto-occipital suture.

1. Antero-posterior ridge, dividing the internal surface into two almost equal parts. 2, 2. Inferior border. 3, 3. Anterior portion of superior border, articulating with nasal process of superior maxillary bone. 4. Lachrymal process. 5. Ethmoidal process. 6. Portion of superior border that articulates with palate bone. 7. Anterior extremity. 8. Posterior extremity.



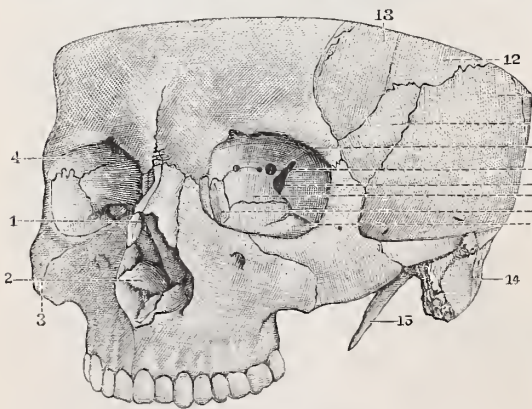
TABLE OF BONES.—Continued.

NAME.	PRINCIPAL FEATURES	ARTICULATIONS AND VARIETY.	MUSCULAR AND LIGAMENTOUS ATTACHMENTS.
Occipital.	Back part and base of cranium; trapezoid in shape; outer and inner tables; external protuberance, external occipital crest, superior and inferior curved lines, foramen magnum, condyles, jugular process, anterior and posterior condyloid foramina, basilar process, pharyngeal spine, 4 fossæ on internal surface, internal occipital protuberance and crest, grooves for the cerebral sinuses, torcular Herophili, jugular foramen; flat bone.	Parietal (two), Temporal (two), Sphenoid, Atlas— <i>double arthrodia</i> .	Twelve pairs—occipito-frontalis, trapezius, sterno-cleido-mastoid, complexus, biventer cervicis, splenius capitis, superior oblique, rectus capitis posticus, major and minor, rectus lateralis, rectus capitis anticus, major and minor, superior constrictor of the pharynx.
Palate.	Back part of nasal fossa; helps to form floor and outer wall of nose, the roof of mouth and floor of orbit, also sphenomaxillary and pterygoid fossæ and the sphenomaxillary fissure; L-shaped; inferior or horizontal plate, superior or vertical plate, posterior palatine canal, posterior nasal spine, inferior and superior turbinated crests, maxillary process, pterygoid process, accessory descending palatine canals, orbital process, sphenoidal process, sphenopalatine foramen.	Sphenoid, Ethmoid, Superior maxillary, Inferior turbinated, Vomer, Opposite palate,	Tensor palati, azygos uvulæ, internal and external pterygoid, superior constrictor of pharynx.
Parietal.	Form sides and roof of skull; irregular, quadrilateral; two surfaces, four borders, four angles, parietal eminence, temporal ridge, parietal foramen, furrows for cerebral sinuses, depressions for Pacchionian bodies; flat bone.	Opposite parietal, Occipital, Frontal, Temporal, Sphenoid,	Temporal.
Patella.	Flat; triangular; sesamoid; anterior part of knee-joint; two surfaces, three borders, apex; flat bone.	Condyles of femur— <i>partly arthrodial</i> .	Rectus, crureus, vastus internus, vastus externus.
Pelvic.	Composed of two ossa innominata, sacrum and coccyx, <i>q. v.</i>		
Phalanges of foot.	Two of great toe, three of each of the others; shaft, base, head; long bones.	First row with metatarsal and second phalanges— <i>condyloid</i> . Second of great toe with first phalanx; of other toes, with first and third phalanges, Third row with second row,	<i>First—great toe</i> —inner tendon extensor brevis digitorum, abductor pollicis, adductor pollicis, flexor brevis pollicis, transversus pedis. <i>Second toe</i> —first and second dorsal interosseous, first lumbrical. <i>Third toe</i> —third dorsal and first plantar interosseous, second lumbrical. <i>Fourth toe</i> —fourth dorsal and second plantar interosseous, third lumbrical. <i>Fifth toe</i> —flexor brevis minimi digiti, abductor minimi digiti, third plantar interosseous, fourth lumbrical. <i>Second—great toe</i> —extensor longus pollicis, flexor longus pollicis. <i>Other toes</i> —flexor brevis digitorum, one slip of common tendon of extensor longus and brevis digitorum. <i>Third</i> —two slips from the common tendon of the extensor longus and extensor brevis digitorum, and flexor longus digitorum.
Phalanges of hand.	14 in number, three for each finger and two for thumb; shaft, head, base; long bones.	First row with metacarpal bones and second row of phalanges— <i>condyloid</i> . Second row with first and third rows, Third row with second row,	<i>Thumb</i> —extensor primi internodii pollicis, flexor brevis pollicis, abductor pollicis, adductor pollicis, flexor longus pollicis, extensor secundi internodii. <i>First—index finger</i> —first dorsal and first palmar interosseous. <i>Middle finger</i> —second and third dorsal interosseous. <i>Ring finger</i> —fourth dorsal and second palmar interosseous. <i>Little finger</i> —third palmar interosseous, flexor brevis minimi digiti, abductor minimi digiti. <i>Second—to all</i> —flexor sublimis digit-



BASE OF SKULL.

1. Median suture of palatine vault. 2. Inferior orifice of anterior palatine canal. 3, 3. Inferior openings of posterior palatine canals. 4. Posterior border of palatine vault; posterior nasal spine. 5. Posterior border of nasal septum. 6. Hamular process of internal pterygoid plate of sphenoid bone. 7. Internal pterygoid plate. 8. External pterygoid plate. 9. Scaphoid fossa. 10. Oval or inferior maxillary foramen. 11. Foramen spinosum. 12. Foramen lacerum medium. 13. Zygomatic arch. 14. Spheno-occipital suture. 15. Glenoid cavity. 16. External auditory canal. 17. Mastoid process. 18, 18. Styloid process and stylo-mastoid foramen. 19. Inferior orifice of carotid canal. 20. Foramen lacerum posterius. 21, 21. Occipital condyles. 22. Basilar process. 23. Foramen magnum. 24. External occipital crest. 25, 25. Inferior curved lines of occipital bone.



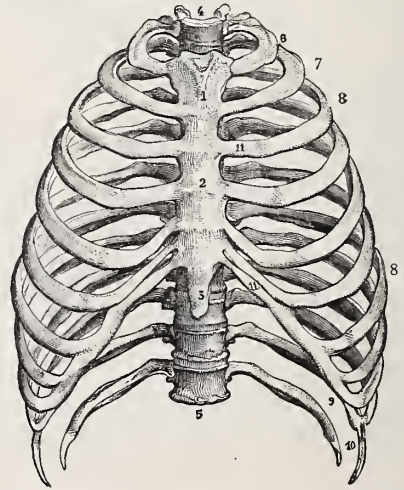
THE ORBITAL CAVITIES.

1. Anterior opening of nasal fossæ. 2. Anterior extremity of inferior turbinate bone. 3. Malar bone. 4, 4. Orbital cavities. 5. Lacrymal canal. 6. Os planum of ethmoid. 7. Optic foramen. 8. Sphenoidal fissure. 9. Spheno-maxillary fissure. 10. Great wing of sphenoid. 11. Squamous portion of temporal. 12. Antero-inferior angle of parietal. 13. Portion of frontal entering into formation of temporal fossa. 14. Mastoid process. 15. Styloid process.



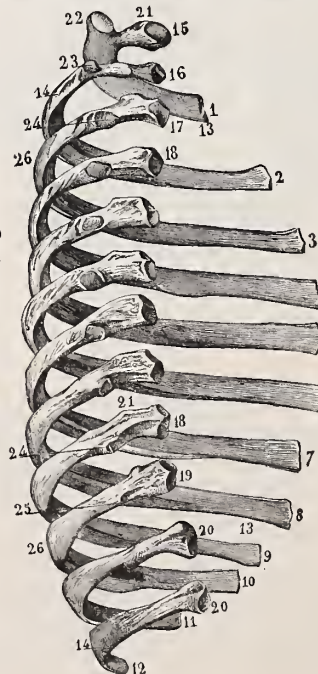
HYOID BONE, ANTERIOR ASPECT.

- 1, 1. Anterior or convex surface of body. 2, 2. Greater cornua. 3, 3. Junction of greater cornua with body. 4, 4. Lesser cornua.



THORAX, ANTERIOR VIEW.

1. Manubrium sterni. 2. Gladiolus. 3. Ensiform cartilage or xiphoid appendix. 4. Circumference of apex of thorax. 5. Circumference of base. 6. 1st rib. 7. 2d rib. 8, 8. 3d, 4th, 5th, 6th and 7th ribs. 9. 8th, 9th and 10 ribs. 10. 11th and 12th ribs. 11, 11. Costal cartilages.



RIBS OF LEFT SIDE, POSTERIOR ASPECT.

- 1-12. Anterior extremities of 12 ribs of left side. 13, 13. Internal surface. 14, 14. External surface. 15. Head of 1st rib. 16. Head of 2d rib. 17. Head of 3d rib. 18, 18. Heads of ribs from 4th to 9th. 19. Head of 10th rib. 20, 20. Heads of 11th and 12th ribs. 21, 21. Necks of ribs. 22. Tubercle of 1st rib. 23. Articular facet of tubercle of 2d rib. 24, 24. Articular facets of tubercles of ribs from 3d to 9th. 25. Articular facet for tubercle of 10th rib. 26, 26. Angles of ribs.



TABLE OF BONES.—*Continued.*

NAME.	PRINCIPAL FEATURES.	ARTICULATIONS AND VARIETY.	MUSCULAR AND LIGAMENTOUS ATTACHMENTS.
Phalanges, of hand. <i>Continued.</i>			orum and extensor communis digitorum; in addition. <i>To index finger</i> —extensor indicis. <i>To little finger</i> —extensor minimi digiti. <i>Third</i> —flexor profundus digitorum, extensor communis digitorum.
Pisiform.	Anterior and inner side of carpus; small; spherical; one articular facet; short bone.	Cuneiform— <i>arthrodia</i> .	Flexor carpi ulnaris, abductor minimi digiti, anterior annular ligament.
Pubis.	See <i>Innominate</i> .		
Radius.	Outer side of forearm; shaft, head, neck, tuberosity, lower extremity, oblique line, sigmoid cavity, styloid process.	Humerus— <i>ginglymus</i> . Ulna, { superior— <i>diarthrodia rotatoria</i> . middle— <i>membranous</i> . inferior— <i>diarthrodia rotatoria</i> . Semilunar— <i>condyloid</i> .	Biceps, supinator brevis, flexor sublimis digitorum, flexor longus pollicis, pronator quadratus, extensor ossis metacarpi pollicis, extensor primi internodii pollicis, pronator radii teres, supinator longus.
Ribs.	Twelve in number on each side; shaft, head, neck, tuberosity, angle (anterior and posterior), anterior or sternal extremity; first, second, tenth, eleventh and twelfth are peculiar; flat bones.	Vertebrae— <i>arthrodia</i> . Sternum, { First rib— <i>synarthrodia</i> . Others— <i>arthrodia</i> .	Internal and external intercostals, scalenus, anticus, medius and posticus, pectoralis minor, serratus magnus, obliquus externus, transversalis, quadratus lumborum, diaphragm, latissimus dorsi, serratus posticus superior and inferior, sacro-lumbalis, musculus accessorius ad sacro-lumbale, longissimus dorsi, cervicalis ascendens, levatores costarum, infracostales.
Sacrum.	Large triangular bone at lower part of vertebral column, and upper and back part of pelvic cavity; composed of five vertebrae; base, promontory, four surfaces, apex, central canal, anterior and posterior sacral foraminae, lateral masses, laminae, articular processes, sacral cornua, transverse processes, sacral groove, ala; irregular bone.	Last lumbar vertebra, Coccyx, Ossa innominata (two), } <i>amphiarthrodia</i> .	Pyriformis, coccygeus, iliacus, gluteus maximus, latissimus dorsi, multifidus spinæ, erector spinæ, extensor coccygis.
Scaphoid, of carpus.	Largest bone of first row; boat-shaped; upper and outer part of carpus; four surfaces; tubercle; short bone.	Radius— <i>condyloid</i> . Trapezium, Trapezoid, Os magnum, Semilunar, } <i>arthrodia</i> .	External lateral ligament of wrist.
Scaphoid, of tarsus.	Or navicular bone; boat-shaped; inner side of tarsus, four surfaces, tuberosity; short bone.	Astragalus, Cuneiform (three), Cuboid (occasionally), } <i>arthrodia</i> .	Tibialis posticus (part).
Scapula.	Back part of shoulder; triangular; posterior aspect and side of thorax; two surfaces, three borders, three angles, subscapular fossa, subscapular angle, dorsum, spine, supra-spinous and infra-spinous fossæ, acromion process, glenoid cavity, neck, head, coracoid process; flat bone.	Humerus— <i>enarthrodia</i> . Clavicle— <i>arthrodia</i> .	Subscapularis, supraspinatus, infraspinatus, trapezius, deltoid, omohyoid, serratus magnus, levator anguli scapulæ, rhomboideus major and minor, triceps, teres major and minor, biceps, coraco-brachialis, pectoralis minor, platysma, latissimus dorsi.
Semilunar.	Upper row of carpus; four surfaces, crescentic outline.	Radius— <i>condyloid</i> . Os magnum, Unciform, Cuneiform, Scaphoid, } <i>arthrodia</i> .	
Sesamoid.	Small, rounded masses, cartilaginous in early life, osseous in the adult; developed in tendons; inconstant, except patellæ.		
Sphenoid.	Anterior part of base of skull; bat-shaped, with wings extended; body, two greater and two lesser wings, two pterygoid processes, ethmoidal spine, optic groove, optic foramen, olivary process, pituitary fossa, anterior, middle and posterior clinoid processes, sella turcica, carotid or cavern-	All the bones of cranium, Malar (two), Palate (two), Vomer, } <i>synarthrodia</i> .	Temporal, external and internal pterygoids, superior constrictor, tensor palati, levator tympani, levator palpebræ, obliquus superior, superior, inferior, internal and external recti.



CLAVICLE, INFERIOR ASPECT.

1. Longitudinal depression for insertion of subclavius muscle. 2. Rough impression for attachment of costo-clavicular ligament. 3, 3. For attachment of coraco-clavicular ligaments. 4, 4. Posterior border. 5, 5. Anterior border. 6. Facet for articulation with sternum. 7. Facet for articulation with acromion.



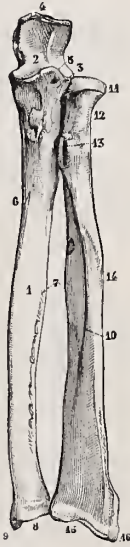
SCAPULA, POSTERO-EXTERNAL ASPECT.

1. Supraspinous fossa. 2. Infra-spinous fossa. 3. Superior or coracoid border. 4. Coracoid or suprascapular notch. 5. Axillary or external border. 6. Anterior angle and glenoid cavity. 7. Inferior angle. 8. Rough impression for long head of triceps. 9. Internal or spinal or vertebral border. 10. Spine. 11. Smooth surface over which trapezius muscle glides. 12. Acromion. 13. Base of spine. 14. Coracoid process.



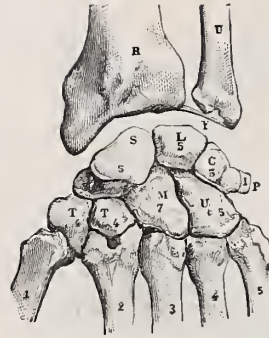
HUMERUS, ANTERIOR ASPECT.

1. Diaphysis. 2. Humeral head. 3. Anatomic neck. 4. Greater or external tuberosity. 5. Lesser or anterior tuberosity. 6. Bicipital groove. 7. Ridge for attachment of coracobrachialis muscle. 8. Anterior border of shaft. 9. External surface. 10. Orifice of nutrient canal. 11. Lesser or radial head. 12. Trochlea. 13. External condyle or epicondyle. 14. Internal condyle or epitrochlea. 15. Inferior portion of external border. 16. Inferior portion of internal border. 17. Coronoid fossa.



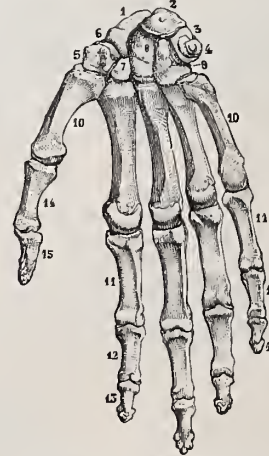
RADIUS AND ULNA, ANTERIOR ASPECT.

1. Anterior surface of body of ulna. 2. Greater sigmoid cavity. 3. Lesser sigmoid cavity. 4. Olecranon. 5. Coronoid process. 6. Orifice of nutrient canal. 7. Interosseous space. 8. Head of ulna. 9. Styloid process. 10. Body of radius. 11. Head. 12. Neck. 13. Bicipital tuberosity. 14. Ridge for insertion of pronator radii teres. 15. Inferior extremity of radius. 16. Styloid process.



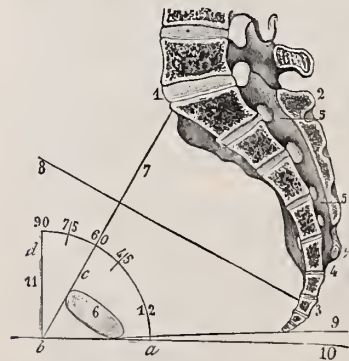
BONES OF CARPUS, DORSAL ASPECT

R. Inferior extremity of radius. U. Inferior extremity of ulna. F. Interarticular fibro-cartilage. S. Scaphoid. L. Semilunar. C. Cuneiform. P. Pisiform. T. Trapezium. T. Trapezoid. M. Os magnum. U. Unciform. The numbers upon these bones indicate the number of others with which each articulates. 1, 2, 3, 4, 5. Proximal extremities of 1st, 2d, 3d, 4th and 5th metacarpal bones.



HAND, PALMAR SURFACE.

1. Scaphoid. 2. Semilunar. 3. Cuneiform. 4. Pisiform. 5. Trapezium. 6. Groove for tendon of flexor carpi radialis. 7. Trapezoid. 8. Os magnum. 9. Unciform. 10, 10. Metacarpal bones. 11, 11. First phalanges of fingers. 12, 12. Second phalanges. 13, 13. Third phalanges. 14. First phalanx of thumb. 15. Second phalanx.



MEDIAN SECTION OF PELVIS, PLANE AND AXIS OF SUPERIOR STRAIT.

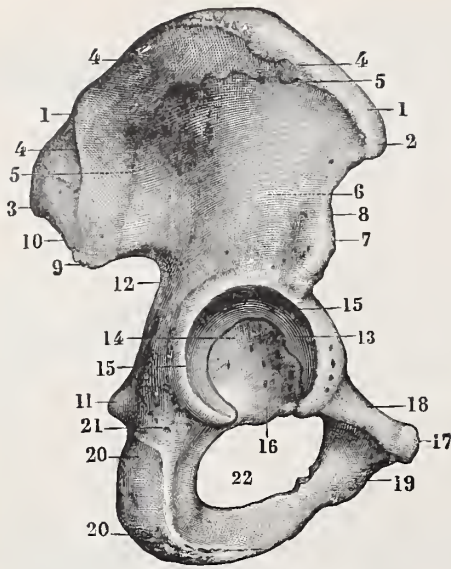
passing through inferior margin of symphysis pubis. 11. Line perpendicular to last. 12. Arc of angle between these two.

Sacro-vertebral angle. 2, 2. Median section of sacrum. 3. Median section of coccyx. 4. Junction of sacrum and coccyx. 5, 5. Sacral canal. 6. Median section of symphysis pubis. 7. Antero-posterior or sacro-pubic diameter of pelvic inlet. b. Prolongation of this diameter. 8. Line perpendicular to this diameter at its middle. 9. Antero-posterior or cocci-pubic diameter of pelvic outlet. 10. Horizontal line



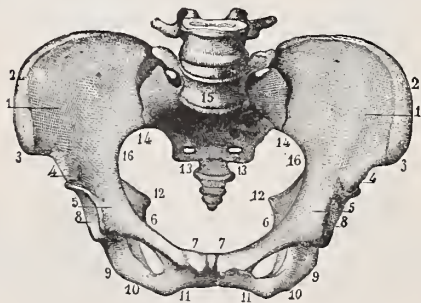
TABLE OF BONES,—*Continued.*

NAME.	PRINCIPAL FEATURES.	ARTICULATIONS AND VARIETY.	MUSCULAR AND LIGAMENTOUS ATTACHMENTS.
Sphenoid — <i>Continued.</i>	ous groove, lingula, ethmoidal crest, sphenoidal cells or sinuses, sphenoidal turbinated bones, rostrum, vaginal processes, pterygo-palatine canal, spinous processes, round foramen, oval foramen, foramen Vesalii, foramen spinosum, pterygoid ridge, external orbital foramina, vidian canal, pterygoid fossa, internal and external pterygoid plates, hamular process, scaphoid fossa.		
Sphenoidal turbinated or sphenoidal spongy bones.	Situated at anterior and inferior part of body of sphenoid; exist as separate pieces until puberty and occasionally are not joined in the adult.	Ethmoid, } Palate, } <i>synarthrodia.</i>	None.
Stapes.	Resembles a stirrup; one of the ossicles of the tympanum; head, neck, two branches (crura), base; irregular bone.	Incus— <i>arthrodia.</i>	Stapedius.
Sternum.	The breast bone; manubrium, gladiolus, ensiform cartilage, or first, second and third pieces, anterior and posterior surface, borders.	Clavicles (two)— <i>arthrodia.</i> Costal cartilages (seven on each side) first— <i>synarthrodia</i> ; others, <i>arthrodia.</i>	Pectoralis major, sterno-cleido-mastoid, sterno-hyoid, sterno-thyroid, triangularis sterni, aponeuroses of the obliquus and internus, and transversalis muscles, rectus, diaphragm.
Superior maxillary.	Forms with its fellow the whole of the upper jaw; somewhat cuboidal; body and malar, nasal, alveolar and palatine processes; hollow (the antrum of Highmore or maxillary sinus), incisive or myrtiform fossa, canine fossa, canine eminence, infra-orbital foramen, posterior dental canals, maxillary tuberosity, posterior palatine canal, infra-orbital groove; irregular bone.	Frontal, Ethmoid, Nasal, Malar, Lachrymal, Inferior turbinated, Palate, Vomer, Fellow of opposite side. } <i>synarthrodia.</i>	Orbicularis palpebrarum, obliquus inferior oculi, levator labii superioris alæque nasi, levator labii superioris proprius, levator anguli oris, compressor nasi, depressor alæ nasi, dilator naris posterior, masseter, buccinator, internal pterygoid, orbicularis oris.
Tarsal.	Consist of calcaneum, or os calcis, astragalus, cuboid, scaphoid, internal, middle and external cuneiform. See <i>Individual bones.</i>		
Temporal.	Situated at side and base of skull; squamous, mastoid and petrous portions, temporal ridge, zygoma or zygomatic process, eminentia articularis, Glaserian fissure, tubercle, glenoid fossa, post-glenoid process, tympanic plate, mastoid foramen, digastric fossa, occipital groove, sigmoid fossa, mastoid cells, meatus auditorius externus, hiatus Fallopii, meatus auditorius internus, lamina cribrosa, aquæductus vestibuli, styloid process, stylo-mastoid foramen, auricular fissure; irregular bone.	Occipital, Parietal, Sphenoid, Inferior maxillary, Malar, } <i>synarthrodia.</i>	Temporal, masseter, occipito-frontalis, sterno-mastoid, splenius capitis, trachelo-mastoid, digastricus, retrahens aurem, stylo-pharyngeus, stylo-hyoideus, stylo-glossus, levator palati, tensor tympani, tensor palati, stapedius.
Tibia.	At front and inner side of leg; next to femur in length and size; prismoid in form; upper extremity or head, tuberosities, spinous process, tubercle, popliteal notch, shaft, crest (the shin), oblique line, internal malleolus; long bone.	Femur— <i>ginglymus.</i> Fibula, { superior— <i>arthrodia.</i> { middle— <i>membranous.</i> { inferior— <i>arthrodia.</i> Astragalus with fibula— <i>ginglymus.</i>	Semi-membranosus, tibialis anticus, extensor longus digitorum, biceps, sartorius, gracilis, semi-tendinosus, tibialis anticus, popliteus, soleus, flexor longus digitorum, tibialis posticus, ligamentum patellæ.
Trapezium.	In lower row of carpus; very irregular; six surfaces, groove; short bone.	Scaphoid, Trapezoid, First and second meta- carpal, } <i>arthrodia.</i>	Adductor pollicis, flexor ossis metacarpi pollicis, flexor brevis pollicis (part).
Trapezoid.	Smallest bone in second row of carpus; wedge-shaped; six surfaces; short bone.	Scaphoid, Second metacarpal, Trapezium, Os magnum, } <i>arthrodia.</i>	Flexor brevis pollicis (part).
Triquetral.	See <i>Wormian bones.</i>		



RIGHT INNOMINATE BONE, EXTERNAL ASPECT.

1. Superior border, or crest. 2. Anterior superior iliac spine.
3. Posterior superior iliac spine. 4, 4, 4. Superior curved line.
- 5, 5. Inferior curved line. 6. Surface between inferior curved line and acetabulum. 7. Anterior inferior iliac spine.
8. Anterior interspinous notch. 9. Posterior inferior iliac spine. 10. Posterior interspinous notch. 11. Spine of ischium.
12. Great sacro-sciatic notch. 13. Acetabulum. 14. Fundus of acetabulum. 15, 15. Circumference of acetabulum.
16. Cotyloid notch. 17. Spine of pubes. 18. Horizontal branch of pubes.
19. Descending branch of pubes. 20, 20. Ischium. 21. Groove for tendon of obturator externus muscle.
22. Obturator foramen.



PELVIS, ANTERO-SUPERIOR VIEW, SUPERIOR STRAIT.

- 1, 1. Internal iliac fossæ. 2, 2. Iliac crests. 3, 3. Anterior superior iliac spines.
- 4, 4. Anterior inferior iliac spines. 5, 5. Ilio-pectineal eminences. 6, 6. Horizontal branches of pubes.
- 7, 7. Bodies and symphysis of pubes. 8, 8. Acetabula. 9, 9. Tuberosities of ischia. 10, 10. Ascending rami of ischium.
- 11, 11. Descending rami of pubes. 12, 12. Spines of ischia. 13, 13. Posterior wall of pelvic cavity. 14, 14. Sacro-iliac symphyses. 15. Sacro-vertebral angle. 16, 16. Superior strait.



FEMUR, POSTERIOR ASPECT. TIBIA AND FIBULA, ANTERIOR ASPECT.

- 1, 1. Linea aspera. 2, 2. External division. 3. Internal division. 4, 4. Inferior divisions.
5. Head. 6. Depression for attachment of round ligament. 7. Neck. 8. Great trochanter. 9. Digital or trochanteric fossa. 10. Lesser trochanter. 11. Outer condyle.
12. Inner condyle. 13. Intercondyloid notch. 14. Outer tuberosity. 15. Inner tuberosity.



1. Shaft of tibia. 2. Internal tuberosity. 3. External tuberosity. 4. Spine. 5. Tubercle. 6. Crest. 7. Inferior extremity.
8. Internal malleolus. 9. Shaft of fibula. 10. Superior extremity. 11. Inferior extremity and external malleolus.

FOOT, PLANTAR ASPECT.

1. Inferior surface of calcaneum. 2. Inner tuberosity. 3. Outer tuberosity. 4. Angular depression between these tuberosities.
5. Inferior portion of head of astragalus. 6. Plantar surface of cuboid, for attachment of inferior calcaneo-cuboid ligament. 7. Tuberosity of cuboid. 8. Scaphoid. 9. Tuberosity of scaphoid.
10. Inferior portion of internal cuneiform. 11. Apex of middle cuneiform. 12. Apex of internal cuneiform. 13, 14, 15, 16, 17. First, second, third, fourth and fifth metatarsal bones.
18. Tuberosity of fifth metatarsal bone. 19. Two sesamoid bones. 20. First phalanx of great toe. 21. Last phalanx of great toe.
22. First phalanges of remaining toes. 23, 23. Second and third phalanges of these toes.

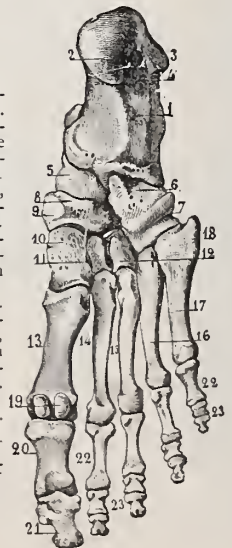




TABLE OF BONES.—*Continued.*

NAME.	PRINCIPAL FEATURES	ARTICULATIONS AND VARIETY.	MUSCULAR AND LIGAMENTOUS ATTACHMENTS.
Turbinate, inferior.	One on each side of outer wall of nasal fossæ; curled like a scroll; two surfaces, two borders, two extremities, lachrymal process, ethmoidal process, maxillary process.	Ethmoid, Superior maxillary, Lachrymal, Palate,	} <i>synarthrodia.</i>
Turbinate, middle.	The free convoluted margin of the thin lamella, that descends from the under surface of the cribriform plate of the ethmoid bone.		
Turbinate, superior.	The thin curved plate of the ethmoid, that bounds the superior meatus of the nose above.		
Tympanic.	Includes the <i>Incus</i> , <i>Malleus</i> and <i>Stapes</i> ( <i>q. v.</i> ).		
Ulna.	Inner side of forearm, parallel with radius; prismatic; shaft and two extremities, olecranon process, coronoid process, greater and lesser sigmoid cavities, oblique ridge, perpendicular line, head or lower extremity, styloid process; long bone.	Humerus— <i>ginglymus</i> . Radius, { superior— <i>diarthrodia rotatoria</i> . middle— <i>membranous</i> . inferior— <i>diarthrodia rotatoria</i> .	Triceps, anconeus, flexor carpi ulnaris, brachialis anticus, pronator radii teres, flexor sublimis digitorum, flexor profundus digitorum, flexor longus pollicis (occasionally), pronator quadratus, supinator brevis, extensor ossis metacarpi pollicis, extensor secundi internodii pollicis, extensor indicis, extensor carpi ulnaris.
Unciform.	Wedge-shaped; hook-like process; in lower row of carpus; short bone.	Semilunar, Fourth and fifth metacarpa, Cuneiform, Os magnum,	} <i>arthrodia.</i>
Vertebræ.	Twenty-six; cervical seven, dorsal twelve, lumbar five, sacrum (composed of five), coccyx (composed of four; each has a body and an arch; latter has two pedicles, two laminae and seven processes, viz.: four articular, two transverse, one spinous. Peculiar vertebræ, first, second and seventh cervical; first, ninth, tenth, eleventh and twelfth dorsal, sacrum, coccyx; irregular bones.	Articulate with each other, and with occipital and innominate bones and ribs ( <i>q. v.</i> ). Intervertebral articulations, between the bodies— <i>amphiarthrodia</i> . Between articular processes— <i>arthrodia</i> .	
Vomer.	Situated vertically at back part of nasal fossæ; forms part of septum of nose; somewhat like a plow-share; two surfaces and four borders.	Sphenoid, Ethmoid, Superior maxillary (two), Palate (two), Cartilage of the septum,	} <i>synarthrodia.</i>
Wormian.	Supernumerary bones; irregular, inconstant, isolated, interposed between the cranial bones, most frequently in the lambdoid suture.		

**Bose's Operation.** See *Operations, Table of*.

**Boss** (*bos*) [ME., *bos*]. A wide, flattish protuberance, as on the skull or on a tumor.

**Bosselated** (*bos'-el-a-ted*) [ME., *bos*]. Covered with bosses or small nodules.

**Bosselation** (*bos-el-a'-shun*) [ME., *bos*]. A boss-like elevation of the surface.

**Bostock's Catarrh.** See *Diseases, Table of*.

**Bostryx** (*bos'-tri-ks*) [βόστρυχος, a curl]. In biology, a helicoid cyme.

**Boswellia** (*bos-wel'-e-ah*) [after *Boswell*, a Scotch botanist]. A genus of burseraceous trees of S. Asia and E. and Central Africa. *B. carteri* furnishes olibanum, as also *B. serrata*.

**Bosworth's Operation.** See *Operations, Table of*.

**Bot** (*bot*) [*botus*, a belly worm]. The larva of certain species of flies of the genus (*Estrus*, which are conveyed into the stomach of man, where they hatch. Also the thread-worm, *Oxyuris vermicularis*. See *Parasites (Animal), Table of*.

**Botal, or Botallo, Duct of.** See *Duct. B., Foramen of.* See *Foramina, Table of. B., Valve of.* See *B., Foramen of.*

**Botalismus** (*bot-al-is'-mus*). See *Botulismus*.

**Botanic** (*bot'-an-ik*) [βοτάνη, an herb]. Pertaining to botany. **B. Physician**, a title assumed by certain persons who profess to use only vegetable remedies. See *Eclectic*.

**Botanist** (*bot'-an-ist*) [βοτάνη, herb]. A student of botany.

**Botanophile** (*bot-an'-o-fil*) [βοτάνη, herb; φιλεῖν, to love]. Botanic dilettanti. Persons fond of botany, but not true botanists.

**Botany** (*bot'-an-e*) [βοτάνη, an herb]. The science of plants—their classification and structure. **B. Bay Gum.** See *Acaroides*.

**Bote** (*bót*). See *Passivism*.

**Bothria** (*both'-re-ah*) [L.]. Plural of *Bothrion*, or of *Bothrium*.

**Bothriocephalus** (*both-re-o sef'-al-us*) [βόθριον, a pit; κεφαλή, a head]. A genus of tapeworms. See *Tapeworm*. **B. latus**, the *Broad tapeworm*; a common parasite of man in certain European localities. It may reach twenty-five feet in length, with a breadth of three-fourths of an inch. It is also called *Tenia lata*, and *Dibothrium latum*. See *Parasites (Animal), Table of*.

**Bothrion** (*both'-re-on*) [βόθριον, a pit]. 1. A small cavity; the socket of a tooth. 2. A facet, or fosset, such as is seen upon the head of most of the tapeworms. 3. A deep corneal ulcer.

**Bothrium** (*both'-re-um*). See *Bothrion*.

**Botium** (*bo'-she-um*) [L.]. A goiter or tumor of the neck. **B. trachelophyma.** Synonym of *Goiter*.

**Botrel's Operation.** See *Operations, Table of*.

**Botryoid** (*bot'-re-oid*) [βότρυς, a cluster; εἶδος, likeness]. Resembling in shape a bunch of grapes.

**Botryomycosis** (*bot-re-o-mi-ko'-sis*) [βότρυς, a bunch of grapes; μυκός, a fungus]. A disease of horses in which fibromatous nodules form in the lungs. It is dependent upon the presence of a microorganism called *Botriomyces*.

**Botryose** (*bot'-re-ös*) [βότρυς, a cluster of grapes]. An inflorescence constructed on the plan of a raceme.

**Botryo-therapeutics** (*bot-re-o-ther-ap-u'-tik-*) [βότρυς, a bunch of grapes; θεραπευτική, medical art]. See *Grape-Cure*.

**Bots** (*botz*), **Bott** (*bot*). See *Bot*.

**Böttcher's Cells.** Small cells in the cochlea, occurring in a single layer in the basilar membrane. **B.'s Crystals**, peculiar microscopic crystals formed by adding a drop of a one per cent. solution of phos-

phate of ammonia to a drop of prostatic secretion. They are composed of a phosphate formed from a base that exists in prostatic fluid, and that is supposed to impart to it its peculiar odor. **B.'s Test.** See *Tests, Table of*.

**Böttcher's Test.** See *Tests, Table of*.

**Böttger's Test.** See *Tests, Table of*.

**Bottini's Operation.** See *Operations, Table of*.

**Bottle** (*bot'-l*) [ME., *botel*; Fr., *bouteille*]. A vessel, usually of glass, with a narrow neck. **B., Feeding**, a flat flask with a nipple of India-rubber attached, used for feeding infants. **B. Nose**, a common name for *Acne rosacea*. **B., Specific Gravity**, a Florence flask graduated to contain 500–1000 grains of water, with the weight of which an equal volume of any other liquid may be compared. **B.-stoop**, in pharmacy, a block so grooved that it serves to hold a wide-mouthed bottle in an oblique position while a powder is being dispensed from it. **B.-wax**, a hard, stiff variety of wax used in sealing bottles.

**Botts** (*botz*). See *Bot*.

**Botulinic Acid** (*bot-u-lin'-ik as'-id*) [*botulus*, a sausage]. An acid asserted to exist in putrefying sausages, and to constitute their specific poison.

**Botulism** (*bot-u-lizm*), **Botulismus** (*bot-u-liz'-mus*) [*botulus*, a sausage]. Sausage-poisoning. See *Allantiasis*, *Blunzen*, and *Allanto-toxicon*.

**Bouchard's Diet.** See *Treatment, Methods of. B.'s Method.* See *Treatment, Methods of. B.'s Nodules, nodules appearing upon the phalangeal joints of the hands of persons suffering with gastrectasis.*

**Bouchut's Tubes.** A variety of tubes for intubation of the larynx.

**Bougard's Paste.** A caustic paste containing bichlorid of mercury, chlorid of zinc, arsenic, cinnabar, starch, and wheat flour. It is used as an application to carcinoma.

**Bougie** (*boo-zhe'*) [Fr., a candle]. A slender, cylindrical instrument made of waxed silk, catgut, etc., for introduction into the urethra or other passage, for the purpose of dilation, exploration, etc. Sometimes bougies are covered with preparations that are thus conveyed to the inner mucous surfaces. **B., Armed**, a bougie with a piece of nitrate of silver or other caustic attached to its extremity. **B., Filiform**, a whalebone or other bougie of very small size.

**Bouhou** (*boo-hoo'*). See *Boohoo*.

**Bouillaud's Disease.** See *Endocarditis*, and *Diseases, Table of*.

**Bouillon** (*boo-e-yon'* (g)) [Fr.]. An alimentary broth made by boiling meat, usually beef, in water. A soup. Also a liquid nutritive medium made by boiling meat, for the culture of microorganisms. Peptonized bouillons and solutions of powdered meats have also been used. **B. of Liebig**, made by dissolving Liebig's meat extract, 5 grams, in boiling water, 100 grams, neutralizing with bicarbonate of soda and filtering. Its nutritive value is increased by adding glucose.

**Bouisson's Operation.** See *Operations, Table of*.

**Boukemia** (*book-ne'-me-ah*). Synonym of *Elephantiasis arabum*.

**Boulesia** (*boo-le'-sis*). See *Bulesis*.

**Boulimia** (*boo-lim'-e-ah*). See *Bulimia*.

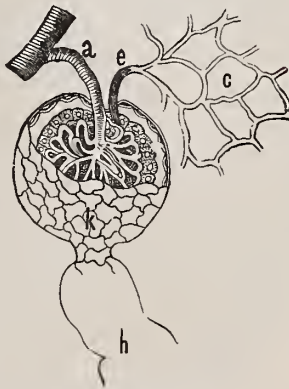
**Boulepeithia** (*boo-lo-pi'-the-ah*). See *Bulopeithia*.

**Boulton's Solution.** A solution used in the form of a spray in the treatment of rhinitis. Its formula is, compound tincture of iodine ℥xx; carbolic acid (cryst.), ℥vj; glycerin, ℥vij; distilled water, ℥v. This is placed in a water bath at 100°, in a tightly-corked bottle until the solution becomes colorless, and is then filtered.

**Bouquet** (*boo-ka'*) [Fr.]. 1. In anatomy, a cluster, of nerves, blood-vessels, or muscles. 2. The delicate



- perfume and flavor of good wine. 3. The odor characteristic of a disease. **B. of Riolan**, the cluster of ligaments and muscles attached to the styloid process.
- Bourdin's Paste**. A mixture of nitric acid with flowers of sulphur; used as an escharotic.
- Bourdonnement** (*boor-don-mon(g')*) [Fr., *bourdonner*, to buzz]. Any buzzing sound. The murmur that is heard when the stethoscope is applied to any part of the body. It is thought to result from contraction of the muscular fibrillæ. See, also, *Bombus*.
- Boutha** (*boo'-thah*). A non-alcoholic, stimulating, ærtated beverage, containing *thein*; proprietary.
- Bouton** (*boo-ton(g')*) [Fr.]. 1. A bud or bulb. 2. A pimple. **B. d'Alep**, the Aleppo button or boil. See *Furunculus orientalis*. **B. de Biskra**. See *Furunculus orientalis*.
- Boutons Terminals**. Small terminal enlargements or tactile-cells of sensory nerves, as in the nose of the guinea pig and mole.
- Boutonnière Operations**. See *Operations, Table of*.
- Bovet, Bacillus of**. See *Bacteria, Synonymatic Table of*.
- Bovey Coal** (*bo'-ve kôl*). See *Lignite*.
- Bovina Fames** (*bo-vi'-nah fa'-mêz*) [L.]. Bovine hunger; bulimia.
- Bovine** (*bo'-vin*) [*bovinus*, of an ox]. Ox-like. **B. Heart**, the immensely hypertrophied heart of aortic valvular disease. **B. Hunger**. See *Bovina Fames*.
- Bovine** (*bo'-vin-in*) [*bos, bovis*, an ox]. A proprietary preparation of beef used as a food for invalids and convalescents.
- Bovista** (*bo-vis'-tah*) [L.]. 1. A genus of fungi closely allied to *Lycoperdon*; some of the species are edible. 2. The *Lycoperdon bovista*, a fungus or puff-ball. When dry it is a good styptic, and its tincture is used for nervous diseases. It is chiefly employed by homeopaths.
- Bow** (*bo*) [ME., *bowe*]. A bending. **B.-drill**, a kind of drill worked by a bow and string, formerly employed in lithotripsy. **B.-leg**, a bending outward of the lower limbs. See *Genu varum*.
- Bowditch Island Ringworm**. See *Tinea imbricata*.
- Bowels** (*bow'-elz*) [ME., *bowele*: *botellus*, a sausage]. The intestines.
- Bowman's Capsule**. The hyaline membrane that forms the wall of the enlargement at the origin of a uriniferous tubule. Same as *Malpighian Capsule*. **B. Discs**, the products of a breaking up of muscle-fibers in the direction of the transverse striations. These correspond to the discs of "principal substance" of Dobie. **B. Glands**. See *Gland*. **B. Lamellæ of the Cornea**. See *Membrane of Descemet*. **B. Membrane**, a thin homogeneous membrane representing the uppermost layer of the stroma of the cornea, with which it is intimately connected. **B. Muscle**. See *Muscles*,



Bowman's CAPSULE AND  
 GLOMERULUS.

- a. Vas afferens. e. Vas efferens.  
c. Capillary network of the cortex.  
h. Endothelium of the capsule.  
h. Origin of a convoluted tubule. (After Landois.)

*Table of. B. Operations*. See *Operations, Table of. B. Physic*. See *Gillenia*. **B. Probe**. See *Lachrymal*. **B. Root**. See *Gillenia*. **B. Tubes**, artificial passages made by forcing air or fluids between the corneal lamellæ.

- Box, Boxwood** (*boks, boks'-wood*). See *Buxus*. **B.-berry**, a popular name for *Gaultheria procumbens*. **B. Plate**, a metallic plate with an air-tight chamber, used as an obturator, or in connection with artificial teeth, for the replacement of the loss of natural structure. See *Raised Base*. **B. Pulse-measurer**, an instrument for measuring the pulse by its action upon a column of liquid when the exposed artery is placed within an oblong box communicating with the column.
- Boyer's Apparatus**. An apparatus for reducing fractures of the humerus; it is composed of four splints and two spiral bandages, one within and one around the splints. **B. Bandage**. See *Bandage*. **B. Cyst**. See *Diseases, Table of. B. Splint*. See *B.'s Apparatus*.
- Boyle's Law**. See *Law*. **B. Ventilator**. See *Ventilation*.
- Boynnton's Method**. See *Operations, Table of. B. Treatment*. See *Treatment, Methods of*.
- Bozeman's Apparatus**. A wooden framework intended to hold a patient in the knee-elbow posture in the operation for vesico-vaginal fistula. **B. Catheter**, a double-current catheter. **B. Operation**. See *Operations, Table of*.
- Braccate** (*brak'-ât*) [*bracæ*, breeches]. In biology, having the feet completely feathered.
- Brachelytrous** (*bra-kel'-it-rus*) [*βραχύς*, short; *ἐλντρον*, a sheath]. In biology, with short elytra or wing-covers.
- Brachia** (*bra'-ke-ah*). Plural of *Brachium*.
- Brachial** (*bra'-ke-ah*) [*brachium*, the arm]. Pertaining to the arm, especially the upper arm. **B. Artery**, the continuation of the axillary artery, extending along the inner side of the arm. See *Arteries, Table of*. **B. Diplegia**. See *Paralysis*. **B. Glands**, the lymphatic glands of the arm. See *Gland*. **B. Plexus**, the plexus of the fifth, sixth, seventh, and eighth cervical and the first dorsal pair of nerves. See *Plexuses, Table of*. **B. Veins**, the veins of the arm that accompany the brachial artery. See *Vein*.
- Brachialgia** (*bra-ke-ah'-je-ah*) [*βραχίον*, the arm; *ἄλγος*, pain]. Pain or neuralgia in the arm or in the brachial plexus.
- Brachialis anticus** (*bra-ke-ah'-lis an'-tik-us*). See *Muscles, Table of*.
- Brachiate** (*bra'-ke-ah*) [*brachium*, an arm]. In biology, possessing arms or branches.
- Brachinin** (*brak'-in-in*) [*βραχίς*, short]. A substance obtained from the Bombardier Beetle, *Brachinus crepitans*, of Europe. It is said to be efficacious against rheumatism. Unof.
- Brachiocephalic** (*bra-ke-o-sef-ah'-ik*) [*βραχίον*, the arm; *κεφαλή*, head]. Pertaining to the arm and the head. **B. Artery and Vein**, the innominate artery and vein.
- Brachiocubital** (*bra-ke-o-ku'-bit-ah*) [*βραχίον*, the arm; *cubitus* the forearm]. Relating to the arm and forearm; as the brachio-cubital ligament.
- Brachiocyllosis** (*bra-ke-o-sil-oh'-sis*) [*βραχίον*, the arm; *κύλινδρος*, a bending]. A crookedness of the arm; also the paralysis that may accompany it.
- Brachiodermian** (*bra-ke-o-der'-me-an*) [*βραχίον*, the arm; *δέρμα*, the skin]. Relating to the skin of the arm.
- Brachioncus** (*bra-ke-on'-g'-kus*) [*βραχίον*, the arm; *ὄγκος*, a swelling]. Any hard and chronic swelling of the arm.
- Brachionigraph** (*bra-ke-on'-ig'-raf*) [*βραχίον*, the arm; *γράφειν*, to write]. A device or apparatus by which a

person who has lost the hand, or who has writer's cramp, can write by means of the muscles of the upper arm.

**Brachioradial** (*bra-ke-o-ra'-de-al'*) [*βραχίων*, the arm; *radius*, a staff]. The supinator radii longus muscle. See *Muscles*, *Table of*.

**Brachiorrheuma** (*bra-ke-o-ru'-mah*) [*βραχίων*, the arm; *ῥεῦμα*, a flux]. Rheumatism of the arm.

**Brachistrophosis** (*bra-ke-o-stro-fo'-sis*) [*βραχίων*, the arm; *στρέφειν*, to turn]. A twist or twisted deformity of the arm.

**Brachiotomy** (*bra-ke-ot'-o-me*) [*βραχίων*, the arm; *τομή*, a section]. The surgical or obstetric removal of an arm.

**Brachiplex** (*bra'-ke-pleks*) [*βραχίων*, the arm; *plexus*, a twining]. The brachial plexus.

**Brachiplexal** (*bra-ke-pleks'-al*) [*βραχίων*, the arm; *plexus*, a twining]. Relating to the brachiplex.

**Brachistocephalic**, or **Brachistocephalous** (*bra-kis-to-sef-al'-ik*, or *bra-kis-to-sef'-al-us*) [*βράχιστος*, shortest; *κεφαλή*, head]. Having an extremely short and very broad head.

**Brachium** (*bra'-ke-um*) [*brachium*, *βραχίων*, the arm: *pl.*, *Brachia*]. The arm, especially the upper arm; the arm above the elbow. An extensor process of an organ. **B. Cerebri** or **B. of Optic Lobes**, the bands connecting the nates and testes with the optic thalamus. **B. Pontis**, the brachium of the pons, being also the middle peduncle of the cerebellum. **Brachia cerebelli**, the peduncles of the cerebellum.

**Brach-Romberg Symptom**. See *Signs and Symptoms*, *Table of*.

**Brachybiotic** (*brak-e-bi-ot'-ik*) [*βραχύς*, short; *βίος*, life]. Short-lived.

**Brachycardia** (*brak-e-kar'-de-ah*). Same as *Bradycardia*.

**Brachycephalia** (*brak-e-sef-al'-le-ah*) [*βραχύς*, short; *κεφαλή*, a head]. The quality of being brachycephalic.

**Brachycephalic** (*brak-e-sef-al'-ik*) [*βραχύς*, short; *κεφαλή*, a head]. In biology, applied to skulls of an egg-like shape, with the larger end behind. Having a skull, the transverse diameter of which is more than eight-tenths of the long diameter. See *Index*.

**Brachycephalism** (*brak-e-sef'-al-izm*). See *Brachycephalia*.

**Brachycephalous** (*brak-e-sef'-al-us*) [*βραχύς*, short; *κεφαλή*, a head]. Brachycephalic.

**Brachycephaly** (*brak-e-sef'-a-le*). See *Brachycephalia*.

**Brachydactylia** (*brak-e-dak-till'-e-ah*) [*βραχύς*, short; *δάκτυλος*, a digit]. Abnormal shortness of the fingers or toes.

**Brachydactylism** (*brak-e-dak'-til-izm*). See *Brachydactylia*.

**Brachydactylous** (*brak-e-dak'-til-us*) [*βραχύς*, short; *δάκτυλος*, a finger]. Pertaining to an abnormal shortness of the fingers or toes.

**Brachygnathism** (*brak-ig'-nāth-izm*) [*βραχύς*, short; *γνάθος*, a jaw]. Excess of length of the superior incisive arch, as in a horse.

**Brachykephalia** (*brak-e-kef'-a-le-ah*). See *Brachycephalia*.

**Brachymetropia** (*brak-e-me-tro'-pe-ah*) [*βραχύς*, short; *μέτρον*, a measure; *ὤψ*, the eye]. See *Myopia*.

**Brachymetropic** (*brak-e-me-trof'-ik*) [*βραχύς*, short; *μέτρον*, a measure; *ὤψ*, the eye]. See *Myopic*.

**Brachyodont** (*brak'-e-o-dont*) [*βραχύς*, short; *ὀδόντος*, a tooth]. In biology, applied to low-crowned teeth: the opposite of *Hypsodont*.

**Brachypnea** (*brak-ip-ne'-ah*) [*βραχύς*, short; *πνοή*, breath]. Abnormal shortness of breath.

**Brachypodous** (*brak-ip'-o-dus*) [*βραχίς*, short; *πόνος*, foot]. In biology, possessing a short foot or stalk.

**Brachypterous** (*brak-ip'-ter-us*) [*βραχίς*, short; *πτερόν*, a wing]. In biology, short-winged.

**Brachyrrhinia** (*brak-e-rin'-e-ah*) [*βραχίς*, short; *ῥίς*, a nose]. Abnormal shortness of the nose.

**Brachysomia** (*brak-e-so'-me-ah*) [*βραχύς*, short; *σῶμα*, body]. Shortness of the body.

**Brachyurous** (*brak-e-u'-rus*) [*βραχύς*, short; *οὐρά*, tail]. In biology, short-tailed.

**Bracklet** (*brak'-let*) [*bracteola*, a thin leaf]. In biology, the smaller bract borne on pedicels.

**Bract** (*brakt*) [*bractea*, a thin plate]. In biology, the name of the modified leaves borne on flower-peduncles or at the base of flower-clusters.

**Bracteole**. Same as *Bracklet*.

**Bradesthesia** (*brad-es-the'-ze-ah*). See *Bradyesthesia*.

**Bradyarthria** (*brad-e-ar'-thre-ah*) [*βραδύς*, slow; *ἄρθρον*, articulation]. Abnormally slow articulation of words: bradylalia.

**Bradybolism** (*brad-ib'-o-lizm*) [*βραδύς*, slow; *βάλλειν*, to throw]. Same as *Brady spermatism*.

**Bradycardia** (*brad-e-kar'-de-ah*) [*βραδύς*, slow; *καρδία*, the heart]. Slow pulse—the opposite of *tachycardia*.

**Bradycanma** (*brad-e-kaw'-mah*) [*βραδύς*, slow; *καῖμα*, burn: *pl.*, *Bradycanmata*]. Slow cautery, as with the moxa.

**Bradycrote** (*brad'-e-krōt*) [*βραδύς*, slow; *κρότος*, a beating]. Marked by or relating to slowness of the pulse.

**Bradycrotic** (*brad-e-krot'-ik*) [*βραδύς*, slow; *κρότος*, a beating]. Bradycrote.

**Bradyecia** (*brad-e-ek-oil'-ah*) [*βραδύς*, slow; *ἀκούειν*, to hear]. Hardness of hearing.

**Bradyesthesia** (*brad-e-es-the'-ze-ah*) [*βραδύς*, slow; *αἰσθησις*, perception]. Dulness of perception.

**Bradylalia** (*brad-e-lal'-le-ah*) [*βραδύς*, slow; *λαλεῖν*, to talk]. A slow and disordered utterance.

**Bradylogia** (*brad-e-lol'-je-ah*) [*βραδύς*, slow; *λόγος*, discourse]. Bradylalia.

**Bradymasesis**, **Bradymasesis** (*brad-e-mas-e'-sis*), or **Bradymastesis** (*brad-e-mas-te'-sis*) [*βραδύς*, slow; *μάσησις*, mastication]. Slow or difficult mastication, especially that seen in general paralysis, or after lesions of the fifth nerve.

**Bradypepsia** (*brad-e-pep'-se-ah*) [*βραδύς*, slow; *πέψις*, digestion]. Difficult or slow digestion.

**Bradyphasia** (*brad-e-fa'-ze-ah*) [*βραδύς*, slow; *φάσις*, speech]. Bradylalia.

**Bradyphrasia** (*brad-e-fra'-ze-ah*) [*βραδύς*, slow; *φράσις*, utterance]. Slowness of speech; it occurs in some types of mental disease.

**Bradypnea** (*brad-ip-ne'-ah*) [*βραδύς*, slow; *πνέειν*, to breathe]. Abnormal slowness of breathing.

**Bradyspermism** (*brad-e-sper'-mat-izm*) [*βραδύς*, slow; *σπέρμα*, seed]. Abnormally slow emission of semen.

**Bradysphygmia** (*brad-e-sfig'-me-ah*) [*βραδύς*, slow; *σφυγμός*, pulse]. Abnormal slowness of the pulse.

**Bradysuria** (*brad-isu'-re-ah*). See *Bradyuria*.

**Bradytocia** (*brad-e-to'-se-ah*) [*βραδύς*, slow; *τόκος*, birth]. Abnormally slow or protracted parturition.

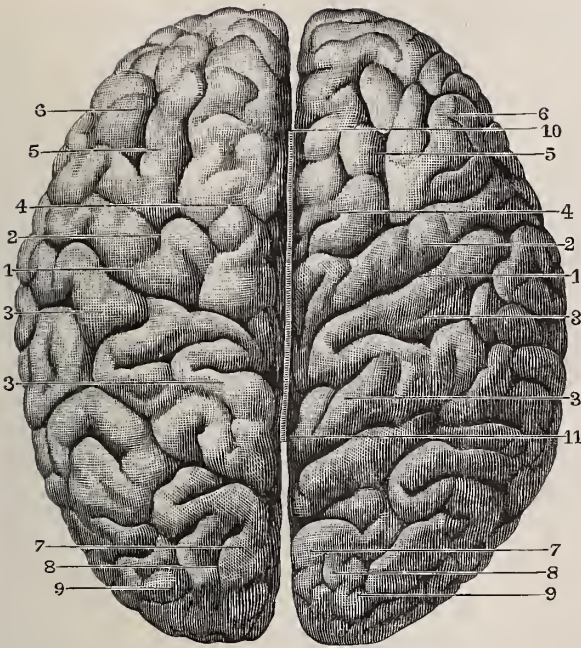
**Bradytrophic** (*brad-e-trōf'-ik*) [*βραδύς*, slow; *τροφή*, nutrition]. Characterized by slowness of trophic changes.

**Bradyuria** (*brad-e-u'-re-ah*) [*βραδύς*, slow; *οὔρον*, urine]. Slow passage of urine.

**Braidism** (*brād'-izm*) [*Braid*, the originator]. The hypnotic state produced by fixation of the eyes upon a shining object; described by James Braid in 1842. See *Hypnotism*.

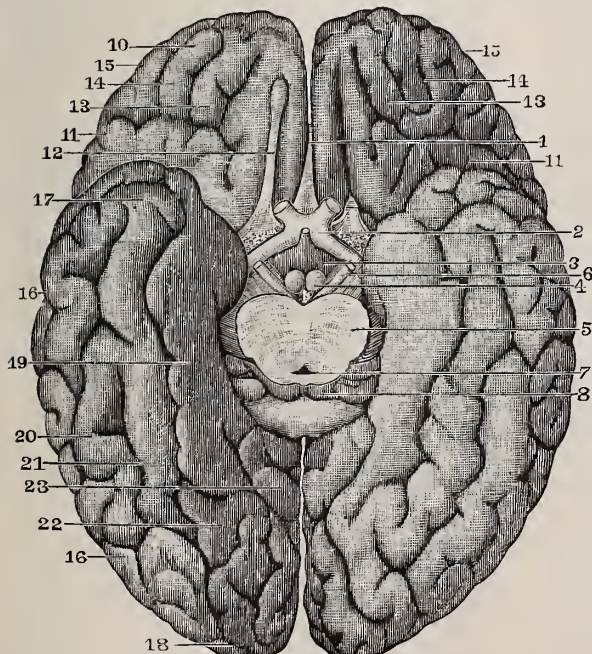
**Brain** (*brān*) [Low Ger., *brägen*]. The general contents of the cranium, especially the cerebrum. **B.**





SUPERIOR ASPECT, OR CONVEXITY OF THE BRAIN.

1, 1. Fissure of Rolando. 2, 2. Ascending frontal convolution. 3, 3. Ascending and superior parietal convolutions. 4, 4. First frontal convolution. 5, 5. Second frontal. 6, 6. Third frontal. 7, 7. First occipital. 8, 8. Second occipital. 9, 9. Third occipital. 10. Anterior extremity of corpus callosum. 11, 11. Posterior extremity.



INFERIOR ASPECT OF THE BRAIN.

1. Anterior extremity of corpus callosum. 2. Optic chiasm. 3. Tuber cinereum and infundibulum. 4. Corpora albicantia, or mammillaria. 5. Pons varolii. 6. Third nerve. 7. Aqueduct of Sylvius. 8. Testes. 10. Inferior surface of frontal lobe. 11. Convolution of the fissure of

**Abdominal.** See *Solar Plexus*. **B., After-.** See *Metencephalon*. **B. Axis,** that portion of the brain-substance including the island of Reil, the basal ganglia, the crura, pons, medulla, and cerebellum. **B.-bladder,** a cerebral vesicle of the embryo. **B., Compression of,** may arise from injury or disease, from serous exudation, blood extravasation, etc. See *Compression*. **B., Concussion of,** is the result of injury producing symptoms of loss of power and function generally. See *Concussion*. **B.-fag,** mental exhaustion due to overwork. **B. Fever** See *Meningitis*; also Synonym of *Typhoid Fever*. **B., Fore-.** See *Prosencephalon*. **B., Hind-.** See *Erencephalon*. **B., Incallosal,** one in which there is a complete absence of the corpus callosum. This is commonly associated with mental and physical weakness, amounting often to idiocy. **B., Inter-.** See *Diencephalon*. **B., Irritation of,** follows injury, and is marked by symptoms of irritability and often by convulsive phenomena. **B., Little,** the cerebellum. **B.-mantle,** that portion of the brain-substance including the convolutions, corpus callosum, and fornix. **B., Mid-.** See *Meiencephalon*. **B.-pan,** the cranium. **B., Railway,** a neurosis sometimes occurring in those who ride constantly on railway trains. It is characterized by anesthesia, or spinal hyperesthesia, insomnia, paresis, etc. **B. Sand,** a gritty mineral matter found in and about the pineal gland, consisting mainly of calcium and magnesium carbonates and phosphates. Its function is not known. **B.-shake.** Synonym of *B., Concussion of*. **B.-stem,** the pons, medulla, and crura cerebri. **B.-storm,** a succession of sudden and severe phenomena, due to some cerebral disturbance. **B.-tire,** a condition of brain-exhaustion due to excessive functional activity. See *B.-fag*. **B.-wave,** the supposed telepathic vibration of a "mentiferous ether," by which thoughts and impressions may be transferred from one person to another. **B.-wax.** See *Cephalot*.

**Brainard's Operations.** See *Operations, Table of*.

**Bramah's Apparatus.** An apparatus by which water may be charged with  $\text{CO}_2$  by the continuous method.

**Bramble** (*bram'bl*). See *Rubus*.

**Bran** (*bran*) [ME., *bran*]. The epidermis or outer covering of the seeds of most cereals. It contains woody matter 35, starch 22, albumin and gluten 13, water 12, gum 8, other matters, including a small amount of silica, 10 per cent. It contains, also, a diastatic ferment that converts the starch into dextrin. **B. Bath.** See *Bath*. **B. Tea,** a decoction of bran, used in coughs.

Sylvius. 12. Olfactory nerve. 13. Third convolution of inferior surface of frontal lobe. 14. Fourth convolution. 15. Third convolution of external surface of frontal lobe. 16. External border of posterior lobe. 17. Sphenoidal extremity. 18. Occipital extremity. 19. Hippocampal convolution. 20. External convolution of posterior lobe. 21. Middle convolution. 22. Internal convolution. 23. Gyrus fornicatus.



**Branch** (*branch*) [ME., *branche*]. A name given to the divisions or offshoots of blood-vessels, lymphatics, or nerves, from the trunk or main stem.

**Branchiæ** (*branch'-ke-e*) [βράγχια, gills]. The gills of fishes.

**Branchial** (*branch'-ke-ah*) [βράγχια, gills]. Pertaining to branchiæ. **B. Arches**. See *Arches*. **B. Openings**. See *Clefts*, *Visceral*.

**Branchiostegite** (*branch'-ke-ot'-tej-it*) [βράγχια, gills; στέγη, a roof]. In biology, that portion of the carapace of a crustacean that covers the gills and branchial chamber.

**Branchireme** (*branch'-ke-rem*) [*branchiæ*, gills; *remus*, an oar, hand or foot of a swimmer]. In biology, a crustacean having gill-bearing legs.

**Branchus** (*branch'-kus*) [βράγχος, hoarseness]. Hoarseness.

**Brand Bath**. See *Bath*. **B. Method**. See *Treatment*, *Methods of*.

**Brandt's Method**. See *Treatment*, *Methods of*. **B.'s Operation**. See *Operations*, *Table of*.

**Brandy** (*bran'-de*). See *Spiritus*. **B. Nose**. See *Acne rosacea*.

**Branks** (*brangks*) [Gael., *brancas*, a kind of pillory]. The mumps.

**Branny** (*bran'-e*) [ME., *bran*]. Like bran. **B. Kidney**. Same as *Large White Kidney*, *q. v.* **B. Tetter**. Synonym of *Pityriasis*.

**Brasdor's Operation**. See *Operations*, *Table of*.

**Brash** (*brash*) [Dutch, *braaken*, to vomit]. A common name indicating almost any disorder of the digestive system; any rash, or eruption; a short fit of illness. **B., Water**. See *Pyrosis*.

**Brasiliin** (*bra'-zil-in*) [ME., *brasil*],  $C_{16}H_{14}O_5$ . Brazilin, a coloring-matter found in Brazil-wood and red-wood; it crystallizes in white, shining needles, and dissolves in alkalis with a carmin-red color on exposure to the air. See *Pigments*, *Conspectus of*.

**Brass** (*bras*) [ME., *bras*]. An alloy of copper with 25-40 per cent. of zinc. **B.-Founder's Ague**. See *Ague*.

**Brassica** (*bras'-ik-ah*) [AS., *brassica*, cabbage]. A genus of plants, Nat. Order, *Cruciferae*, including the common cabbage. **B. acidulata**, sour crout (or Sauer Kraut). **B. asperifolia esculenta**, the common turnip. **B. cauliflora** (or *florida*), the cauliflower. **B. cumana** or *rubra*, the red cabbage. **B. napus**, the rape plant. **B. nigra**, the black mustard. **B. sativa**, the common cabbage.

**Brassicid Acid** (*bras-id'-ik*). See *Acid*.

**Braun's Canal**. See *Canal*. **B. Operation**. See *Operations*, *Table of*. **B. Test**. See *Tests*, *Table of*.

**Braune** (*braun*). See *Brunissure*.

**Braune's Canal**. See *Canal*.

**Brawn** (*brawn*) [ME., *braun*, a piece of flesh]. The flesh of a muscle; well-developed muscles.

**Brawny** (*brawn'-e*) [ME., *braun*, a piece of flesh]. Fleishy; muscular. **B. Induration**, pathologic hardening and thickening of the tissues.

**Braxy** (*braks'-e*) [E. dial.]. A term applied to certain forms of blood-disease, as anthrax in sheep. Three forms are recognized by shepherds: *a*, turnip; *b*, wet; *c*, red. **B., Red**, a form of septicemia in sheep in which the tissues are uniformly stained of a deep-red color by the coloring-matter of the blood. **B., Turnip**, a form of malnutrition of the blood occurring in sheep that are fed on an unlimited supply of roots, particularly of swedes. The attack is sudden in onset, short in duration, and fatal in termination. See *Bacillus anthracis*, Pollender and Davaine, under *Bacteria*, *Synonymatic Table of*.

**Brayera** (*bra-ye'-rah*) [Fr., *brayer*]. Koosoo, koosso, koso, koussou, cusso. The female inflorescence of *Hagenia abyssinica*, containing tannic acid, a volatile oil and a crystalline principle, *Koussin*,  $C_{31}H_{38}O_{10}$ . In large doses it produces nausea and emesis. It is valuable mainly as an anthelmintic against tapeworm. Dose  $\frac{3}{4}$  ij- $\frac{3}{4}$  ss, in infusion of boiling water. **B., Ext.**, *Fld.*, dose  $\frac{3}{4}$  ij- $\frac{3}{4}$  j. **Infusum Cusso** (B. P.). Dose  $\frac{3}{4}$  iv-vij.

**Bread** (*bred*) [Sax., *bredan* to nourish; Lat., *panis*; Gr., ἄρτος]. A mixture of flour and water made porous by carbon dioxid and then baked. The flour may be of wheat, corn, oat, or rye. The carbon dioxid may be introduced by decomposing an alkaline carbonate (sodium or potassium), by an acid ("cream of tartar"), or by fermenting the starch with yeast. **B., Brown**, a kind of bread made from a mixture of corn, rye and wheat flour. **B., Graham**, made from unbolted wheat flour; it contains more gluten, diastase and mineral phosphates than ordinary bread. **B., White**, bread made from bolted wheaten flour, and therefore deficient in diastase, gluten and mineral phosphates. Other kinds, such as rye (or black), corn, bran, barley, etc., indicate their composition by their name. **B.-jelly**, a food of service as an occasional change from mushes, but with a tendency to constipate if given freely. It is prepared by pouring boiling water upon stale bread and allowing it to soak for an hour. The water is then removed, fresh water added, and the whole boiled until a thick mass forms. On pouring off the excess of water and cooling, a jelly-like material remains which may be eaten with milk or sugar. **B.-mould**. See *Ascophora*. **B.-paste**, a culture-medium for bacteria. Stale, coarse bread is dried, ground to powder and made into a paste with water. It is well suited for the growth of moulds.

**Break** (*bräk*) [ME., *breken*, to break]. In electricity, an opening in the circuit of a battery. See *Make*. In surgery, a fracture. **B.-bone Fever**. See *Dengue*. **B. Shock**, a term sometimes employed in electro-therapeutics for the physiologic shock produced on the opening or breaking of an electric circuit.

**Breast** (*brést*) [ME., *brést*, the breast]. The upper anterior part of the body between the neck and abdomen. Also, the mamma. **B.-bone**. See *Sternum*. **B., Broken**, abscess of the mammary gland. **B., Chicken**, *Pectus carinatum*; a deformity marked by prominence of the sternal portion of the chest. **B. Glass**, a glass receptacle for the overflow of milk from the breast. **B. Pang**, angina pectoris. See *Stenocardia*. **B. Pump**. See *Anthia*. **B., Pigeon**. Same as *B., Chicken*. **B. Tea**, German, a mixture of althea, or marshmallow, eight parts; coltsfoot leaves, four parts; liquorice, three parts; anise and mullein leaves, each two parts; orris, one part: this is called also *species pectoralis*.

**Breastweed**. See *Saururus cernuus*.

**Breath** (*breth*) [AS., *bræth*]. The air exhaled from the lungs. It has lost a part of its oxygen and gained a certain but varying amount of ammonia, aqueous vapor and carbon dioxid from the oxidation of the waste-matter of the blood. Also applied to the air inspired. **B. Sounds**, the respiratory sounds heard upon auscultation. In the healthy chest three varieties of respiratory sounds may be recognized: 1. Those produced in the glottis, and audible over the lower end of the trachea—*tracheal* or *bronchial breathing*. 2. Those produced in the alveoli and audible over the lungs—*vesicular* breathing. 3. Those audible about the roots of the lungs, combining the character of the two preceding—*broncho-vesicular breathing*. A *Table of Breath-Sounds* is given on the next page.



TABLE OF BREATH-SOUNDS IN HEALTH AND DISEASE.

*(Altered and enlarged from J. K. Fowler.)*

VARIETY OF BREATHING.	PERIOD.	PITCH.	QUALITY.	INTERVAL.	DURATION.	INTENSITY.	WHERE HEARD.	CONDITION IN WHICH HEARD.
Vesicular.	1. Inspiration. 2. Expiration.	Low. Lower.	Vesicular. Blowing.	None. . . . .	. . . . Shorter than inspiration or absent.	Variable. Faint or absent.	Over the lungs, in health.	In health.
Bronchial.	1. Inspiration. 2. Expiration.	High. Higher.	Tracheal. Tracheal.	Distinct. . . . .	. . . . Equal to or longer than inspiration.	Variable. Greater.	In <i>health</i> , over the seventh cervical spine. In <i>disease</i> , over areas of consolidation.	In <i>health</i> ; pulmonary tuberculosis, lobar pneumonia, large pleuritic effusions, thoracic aneurysm, mediastinal tumors.
Broncho-vesicular.	1. Inspiration. 2. Expiration.	Higher than in vesicular breathing. Higher than in vesicular breathing.	More or less tracheal. More or less tracheal.	Slight. . . . .	. . . . About equal to inspiration.	Variable. Greater.	In <i>health</i> , <i>ant.</i> , over sternal portion of infra-clavicle; <i>post.</i> , upper part of inter-scapular region. In <i>disease</i> , over slight consolidation.	In <i>health</i> ; pneumonia, pulmonary tuberculosis.
Amphoric.	1. Inspiration. 2. Expiration.	Low. Lower.	Hollow and metallic. Both characters more marked.	Distinct. . . . .	. . . . Longer than inspiration.	Variable. Greater.	Over a large cavity communicating with an open bronchus.	Pulmonary tuberculosis.
Cavernous.	1. Inspiration. 2. Expiration.	Low. Lower.	Blowing and hollow. Both characters more marked.	Distinct. . . . .	. . . . Longer than inspiration.	Variable. Greater.	Over a cavity communicating with an open bronchus.	Pulmonary tuberculosis.
Tubular.	1. Inspiration. 2. Expiration.	Higher than in bronchial breathing. Higher.	Laryngeal whiffing. Laryngeal whiffing.	Distinct. . . . .	. . . . Equal to or longer than inspiration.	Variable. Greater.	Over consolidated areas.	Lobar pneumonia, pulmonary tuberculosis.

**Breathing** (*brēth'-ing*) [AS., *brath*]. See *Respiration*.

**B., Abdominal**, breathing in which the abdominal walls move decidedly and in which the diaphragm is actively engaged. **B., Diminished**, is the reverse of *B. Exaggerated*. The normal breath-sound is present, but its intensity is much diminished. It is very frequently heard at the apex in the early stage of pulmonary tuberculosis. **B., Exaggerated**, is the normal breath-sound of children, but when occurring in adults, it indicates a compensatory action of one part of the lungs for deficient action elsewhere. It is an exaggerated degree of the normal vesicular breathing.

**B., Interrupted, Wavy or Cogwheel**, a broken or interrupted inspiratory sound produced by nervousness, irregular contraction of the muscles of respiration, or irregular expansion of the lung from disease. **B., Mouth**, habitual respiration through the mouth. **B., Puerile**. See *B., Exaggerated*. **B., Suppressed**, entire absence of breath-sounds, as in pleuritic effusion and certain solid conditions of the lung. **B., Thoracic**, respiration in which the thoracic walls are actively moved.

**Bred** (*brēd'*) [Vulgar]. A sore coming without any visible cause; a whitlow; also called *Breeder*.

**Bred** (*brēd'-sōr*) [Vulgar]. A sore coming without any visible cause; a whitlow; also called *Breeder*.

**Breech** (*brēch*) [ME., *breech*]. The buttocks. **B. Position**. See *Fetus, Position of*.

**Breeches Splint**. A splint that surrounds the leg; oftenest made of woven wire.

**Breed** (*brēd'*) [AS., *brēdan*, to nourish]. To beget, produce; to nurse; to develop.

**Breeder** (*brēd'-er*). See *Bred*.

**Breeding-season** (*brē'-ding se'-zun*) [AS., *brēdan*, to nourish]. The period during which certain species of animals, especially the lower forms of vertebrates, beget and rear their young.

**Breeze** (*brēz*). See *Head-breeze* and *Static-breeze*.

**Brefeld and Nägele's Method**. See *Fractional Cultivation*.

**Bregenin** (*brēg'-en-in*) [Low Ger., *bregen*, brain],  $C_{40}H_{57}NO_5$ . A name given by Thudichum to a viscous principle, soluble in and crystallizable from alcohol, by means of which it has been extracted from brain-tissue. It is fusible like a fat, but is miscible with water.

**Bregma** (*brēg'-mah*) [ $\beta\rho\acute{\epsilon}\gamma\mu\alpha$ , the sinciput: *pl.*, *Bregmata*]. A term applied to the anterior fontanelle. See *Cranimetric Points*.

**Bregmatic** (*brēg'-mat'-ik*) [ $\beta\rho\acute{\epsilon}\gamma\mu\alpha$ , the sinciput]. Relating to a bregma.

**Bregmato-anterior** (*brēg'-mat-o-an-te'-re-or*) [ $\beta\rho\acute{\epsilon}\gamma\mu\alpha$ , the sinciput; *anterior*, front]. Having the bregma in the anterior portion of the mother's pelvis; applied to the presentation in labor.

- Bregmato-cotyloid** (*breg'-mat-o-kot'-il-oid*) [*βρέγμα*, the sinciput; *κοτύλη*, a socket; *εἶδος*, form]. With the bregma toward the cotyloid depression (acetabulum) of the mother's pelvis; a term used in obstetrics.
- Bregmatodymia** (*breg'-mat-o-dim'-e-ah*) [*βρέγμα*, the sinciput; *δίδυμος*, twin]. Teratic union of twins by the bregmata.
- Bregmato-posterior** (*breg'-mat-o-pos-te'-re-or*) [*βρέγμα*, the sinciput; *posterior*, backward]. Having the bregma toward the rear of the mother's pelvis; a term used in obstetrics.
- Bremen** (*brem'-en*) [Ger.]. A town in Germany. **B. Blue**. See *Conspectus of Pigments*, under *Pigment*. **B. Green**. See *Conspectus of Pigments*, under *Pigment*.
- Bremer's Test for Diabetic Blood**. Diabetic blood-corpuscles stained with eosin for ten minutes in an oven at 35° C. yield a greenish yellow tint; in normal blood the color is brownish.
- Bremond's Method**. See *Treatment, Methods of*.
- Brenner's Formula**. The feeble tone heard when the anode is opened in galvanic stimulation of the auditory nerve. This tone corresponds with the resonance fundamental tone of the sound-conducting apparatus of the ear itself.
- Brephalus** (*bref'-al-us*) [*βρέφος*, the new-born babe or young]. In biology, applied to the young of a crustacean just as it quits the ovum, in whatever stage. Bates's substitute for larva.
- Brephopolysarcia** (*bref-o-pol-e-sar'-ke-ah*) [*βρέφος*, an infant; *πολύς*, much; *σάρξ*, flesh]. Excess of flesh in an infant.
- Brephotrophium** (*bref-o-tro-fe'-um*) [*βρέφος*, infant; *τρέφειν*, to nourish]. An infant-asylum; a foundling-hospital.
- Breschet, Canals of**. See *Canal*. **B., Sinus of**, the spleno-parietal sinus. See *Sinus*. **B.'s Veins**. See *Vein*.
- Bresgen's Formulæ**. Silver-nitrate powders of varying strengths, with powdered starch, for use in rhinitis.
- Breslau Fever**. See *Fever*. **B. Test**. See *Birth*.
- Brevē extensor digitorum** (*brev-e-eks-ten'-sor dig-it-o'-rum*) [L.]. The extensor brevis digitorum. See *Muscles, Table of*.
- Brevicaudate** (*brev-e-kaw'-dāt*) [*brevis*, short; *cauda*, tail]. In biology, short-tailed.
- Breviductor** (*brev-e-duk'-tor*) [L.]. The adductor brevis muscle of the thigh. See *Muscles, Table of*.
- Breviflexor** (*brev-e-fleks'-or*) [L.]. Any short, flexor muscle.
- Brevifoliate** (*brev-e-fo'-le-āt*) [*brevis*, short; *folium*, a leaf]. In biology, short leaved.
- Brevilingual** (*brev-e-ling'-gwāl*) [*brevis*, short; *lingua*, a tongue]. In biology, short-tongued.
- Breviped** (*brev-e-ped*) [*brevis*, short; *pes*, a foot]. In biology, short-footed.
- Brevipen** (*brev-e-pen*) [*brevis*, short; *penna*, a wing]. In biology, short-winged.
- Brevirostrate** (*brev-e-ros'-trāt*) [*brevis*, short; *rostrum*, a beak]. In biology, short-billed.
- Brevissimus oculi** (*brev-is'-em-us ok'-u-li*) [L.]. The shortest muscle of the eye; the obliquus inferior. See *Muscles, Table of*.
- Brewcke's Test**. See *Tests, Table of*.
- Briançon Manna** (*bri-an-sōn' man'-ah*). A kind of manna from the twigs of the European larch-tree.
- Bribosia's Operation**. See *Operations, Table of*.
- Brick-Dust Deposit** (*brik'-dust de-pos'-it*). A lateritious sediment from urine.
- Bricklayers' Itch** (*brik-la'-erz ich*). Eczema due to irritation of lime mortar.
- Brick-makers' Anemia**. See *Anchylostomiasis*.
- Bridge** (*brif*) [ME., *brigge*]. 1. The upper ridge of the nose formed by the union of the two nasal bones. 2. In electricity, an apparatus for measuring the resistance of a conductor. **B. Coloboma**. See *Coloboma*. **B., Herpetic**, a term for *Fascicular Keratitis*, q. v. **B. of Nose**, the prominent ridge formed by the nasal bones. **B. of Varolius**, the pons Varolii. **B.-Work**, in dentistry, the adaptation of artificial crowns of teeth to and over spaces made by the loss of natural teeth, by connecting such crowns to natural teeth or roots for anchorage by means of a bridge, and thereby dispensing with plates covering more or less of the roof of the mouth and the alveolar ridge.
- Bridle** (*brif'-dl*) [ME., *bridel*]. 1. A *Frenum*, q. v. 2. A band or filament stretching across the lumen of a passage, or from side to side of an ulcer, scar, or abscess. **B. Stricture**, a stricture due to the presence of a bridle traversing the caliber of the urethra.
- Brieger, Bacillus of**. See *Bacteria, Synonymatic Table of*. **B.'s Method**, a method of separating ptomaines from a putrefying mass.
- Briggs's Operation**. See *Operations, Table of*.
- Brightic** (*brif'-ik*) [*Bright*, an English physician]. A person suffering from Bright's disease.
- Bright's Disease** (*brits dis-ēz'*) [*Bright*, an English physician]. A name formerly incorrectly used as a synonym of albuminuria, and at present covering several forms of disease of the kidney associated with albumin in the urine. It may be acute (*acute parenchymatous nephritis*) or chronic (which includes *chronic parenchymatous nephritis*, *granular contraction of the kidneys*, and *albuminoid degeneration of the kidneys*). Bright's disease is considered by Fothergill as a secondary condition arising from a tendency toward the reversion to that preanthropic type in which the liver performed the additional office of excreting uric acid. **Acute Bright's Disease** is sudden in its onset, and is associated with chills, headache, backache, vomiting, and edema, especially marked in the eyelids and the cheeks. The urine is scanty or even suppressed, of a dark, smoky hue, and contains a large amount of albumin, and blood. Microscopically, blood-corpuscles, renal epithelium, débris, and hyalin, epithelial, and blood-casts are found, and occasionally, also, granular casts. Occasionally the glomeruli of the kidney are the seat of the most marked changes, and to this condition the term "*glomerulo-nephritis*," has been given. The most frequent cause of acute Bright's disease is exposure to cold. It is often a complication of the specific fevers, especially scarlet fever. Death frequently results from uremia or cardiac failure, or the disease may assume a chronic form. **Chronic Bright's Disease** embraces, as has been said, three distinct diseases of the kidney. *Chronic parenchymatous nephritis*, usually following an acute attack, is also known as *chronic tubal* and *chronic desquamative nephritis*, and from its size and pallor, the kidney resulting from the disease is called the "*large white kidney*." The capsule peels off readily and leaves a smooth or very slightly granular surface. The tubules are most involved in the change; they are enlarged and distended with proliferated and swollen epithelial cells. There is some thickening of the interstitial tissue, as a rule. This large kidney is prone to undergo degenerative changes, the protoplasm of the cells in the tubules breaking down into an amorphous débris. The kidney shrinks, and at the same time undergoes an increase in the interstitial tissue, forming what is known as the "*small white kidney*." *Granular contraction of the kidney* is also known as *chronic interstitial nephritis*,



and the kidney resulting is called the "small red granular kidney," the "red contracted kidney," and at times the "gouty kidney" or the "arterio-sclerotic kidney." This kidney is usually much diminished in size and weight; the capsule is greatly thickened and adherent, so that it cannot be removed without tearing the kidney-tissue. The renal substance is reddish, granular, with small cysts, and firm on section. Microscopically, there is found a great increase in the interstitial tissue, reducing the caliber of the tubules. This excess of fibrous tissue has given origin to the name "*cirrhotic kidney*," and this form of Bright's disease is frequently associated with gout, syphilis, chronic lead-poisoning, or alcoholic excess. *Albuminoid degeneration of the kidneys* is also known as the *amyloid*, *waxy*, or *lardaceous kidney*. This kidney is enlarged and quite pale; its consistence is firm, and the section has a peculiar, glistening, bacon-like appearance. The glomeruli stand out as bright points upon the surface; the capsule peels off easily and leaves a smooth surface. Iodin applied to the surface of the section turns the diseased portions a mahogany-brown color. The change in this disease is most marked in the glomeruli and the blood-vessel walls, but may be found elsewhere; it is most frequently due to prolonged suppuration, bone and joint disease, tuberculosis, syphilis, malaria, and mercurial poisoning. The onset of chronic Bright's disease is usually insidious, and may only be indicated by slight puffiness of the eyelids or the ankles, shortness of breath, dull and persistent headache, disorder of vision and hebétude. The pulse is one of high arterial tension, and there is hypertrophy of the left ventricle of the heart, especially in the case of the contracted kidney; there is frequent micturition, progressive anemia, dryness of the skin, indigestion, and a tendency to uremia. The urine is always scanty with the large white kidney, but abundant with the other forms of the disease. The specific gravity and the reaction vary; occasionally there may be present a small quantity of blood, and albumin is always present at some period in chronic Bright's disease. The quantity of albumin is very large in the large white and amyloid kidneys; very slight in the contracted form. Microscopically, the urine contains renal epithelium, granular and fatty matter, and tube-casts. The latter are most plentiful in the large white kidney, but are never so numerous as in acute nephritis; they are granular, fatty, and hyaline in nature. A frequent symptom of chronic Bright's disease is the so-called "*albuminuric retinitis*," in which condition there are ecchymoses of the retina, together with white glistening spots, most numerous near the macula lutea, and frequently arranged in lines like the radiations from a star. This is diagnostic of chronic renal disease. The prognosis of chronic Bright's disease is bad, death eventually resulting from uremia or apoplexy.

**Brilliant** (*bril'-yant*) [Fr.]. Bright, glittering. **B. Green**. See *Pigments, Conspectus of*. **B. Yellow**. See *Pigments, Conspectus of*.

**Brim** (*brim*) [ME., *brim*]. An edge or margin. **B. of Pelvis**. See *Pelvis*.

**Brimstone** (*brim'-stōn*). See *Sulphur*.

**Brine Test**. See *Tests, Table of*.

**Brinton's Operation**. See *Operations, Table of*.

**Briquet's Ataxia**. See *Ataxia, and Diseases, Table of*.

**Briquettes** (*brik-etz'*). See *Pitch*.

**Brise-coque** (*brèz'-kòk*) [Fr., "shell-breaker"]. An instrument for crushing the shell of a calculus after its inner part has been pulverized.

**Brisement** (*brèz-mon* (g'y')) [Fr.]. A crushing; the forcible breaking up of an ankylosis.

**Brise-pierre** (*brèz'-pe-àr'*) [Fr., "stone-crusher"]. An old form of lithotrite.

**Bristle** (*bris'-l*) [ME., *bristel*]. In biology, a stiff, coarse hair on certain animals and plants. A stiff feather. **B.-cell**, any one of the ciliated cells at the terminations of the auditory nerve-filaments. **B., Dentist's**. See *Nerve-Bristles*.

**British** (*brit'-ish*) [L., *Britanni*, the original inhabitants of Britain]. Of or pertaining to Great Britain. **B. Gum**. See *Dextrin*. **B. Oil**, a mixture of petroleum, Barbadoes tar, oil of amber, oil of juniper, oil of turpentine and linseed oil; it is prized as a domestic remedy. **Unof.**

**Broach, Watchmaker's** (*brooch*). A five-sided steel instrument used by dentists for enlarging the canal in the root, and the opening into a decayed cavity in the crown of a tooth.

**Broad** (*brod*) [ME., *brood*]. Wide; extensive. **B. Land Irrigation**. See *Sewage, Disposal of*. **B.-leafed Laurel**. See *Kalmia*. **B. Ligament**. See *Ligament*. **B. Tapeworm**. See *Bothriocephalus latus*.

**Broca, "Grand Lobe Limbique"** of. The cortical cerebral convolution formed by the continuation of the *gyrus hippocampi* with the *gyrus fornicatus*. This should not be confused with "Broca's Convolution," *i. e.*, the third left frontal.

**Broca's Angles**. See *Angle*. **B. Aphasia**. See *Diseases, Table of*. **B. Area**, the speech-center of the frontal convolution. **B. Auricular Point**, the center of the external auditory meatus. **B. Center**. See *Center*. **B. Convolution**. See *Convolution, Table of*. **B. Fissure**. See *Fissures, Table of*. **B. Plane**, the *alveolo-condyloid plane*. A line passing from the alveolar process of the superior maxilla and through the lowest part (condyles) of the occipital bone, the shaven head being so placed that this line shall be horizontal. This is employed in craniocerebral topography. **B. Speech-center**, the folded part of the base of the third frontal gyrus.

**Brochus** (*bro'-kus*) [L.]. A person whose teeth project, or one who has a prominent upper lip.

**Brocq's Pomade**. A pomade used in lupus erythematosus. It consists of salicylic and lactic acids, each 3 ss; resorcin, grs. xiv; oxid of zinc, 3 ij; pure vaselin, 3 xvij.

**Brodie's Disease**. Same as *Brodie's Knee*. **B. Knee**. See *Diseases, Table of*.

**Brokaw Ring** (*brok'-aw ring*). A ring used in intestinal anastomosis, made of segments of rubber drainage-tubing and threaded with catgut strands.

**Broken** (*bro'-ken*) [AS., *brocen*, to break]. In surgery, fractured, as a bone. **B. Breast**, abscess of the mammary gland. **B. Wind, B.-winded**, in farriery, a term applied to a condition of heart-strain following severe muscular effort. It is characterized by paroxysms of cardiac dyspnea. See *Heaves*. **B.-wing Fever**. Synonym of *Dengue*.

**Bromal** (*bro'-mal*) [ $\beta\rho\mu\alpha\varsigma$ , a stench; *aldehyd*],  $\text{CBr}_3\text{CHO}$ . Tribromaldehyd, analogous to chloral. It is produced by the action of bromin on alcohol. It is a colorless, oily fluid, of a penetrating odor, and sharp burning taste, boiling at  $172^\circ\text{--}173^\circ$ ; it has been used in medicine, having properties similar to those of chloral. **B. Hydrate**,  $\text{CBr}_3\text{CHO} + \text{H}_2\text{O}$ , a fluid of oily consistence, having a structure similar to that of chloral hydrate, but more irritating and narcotic than the latter. It is used as a hypnotic and in epilepsy. Dose gr. j-v. **Unof.**

**Bromamid** (*bro'-mam-id*) [ $\beta\rho\mu\alpha\varsigma$ , a stench; *amid*]. A bromin compound of the anilid group with the formula,  $\text{C}_6\text{H}_2\text{Br}_3\text{NH.HBr}$ . It contains 75 per cent.

of bromin, and is much used as an antipyretic, in 10- to 15-grain doses.

**Bromanil** (*bro'-man-il'*) [ $\beta\rho\omega\mu\omicron\varsigma$ , a stench; *anilin*],  $C_6Br_3O_2$ . A compound obtained by heating phenol with bromin and iodine in water. It consists of golden-yellow, shining leaflets or thick plates that melt and sublime.

**Bromated Antifebrin** (*bro'-ma-ted an-te-feb'-rin*). See *Antiseptin*.

**Bromatography** (*bro-mat-og'-ra-fe'*) [ $\beta\rho\omega\mu\alpha$ , food;  $\gamma\rho\acute{\alpha}\phi\eta$ , a writing]. A description of or treatise on foods.

**Bromatology** (*bro-mat-ol'-o-je'*) [ $\beta\rho\omega\mu\alpha$ , food;  $\lambda\omicron\gamma\omicron\varsigma$ , a science]. The science of foods.

**Bromethyl** (*bröm-eth'-il'*). See *Ethyl Bromid*.

**Bromid, or Bromide** (*bro'-mid*, or *-mīa*) [ $\beta\rho\omega\mu\omicron\varsigma$ , a stench]. Any haloid of bromin; those of calcium, iron, ammonium, potassium, and sodium are the ones mainly used in medicine. They allay nervous excitement, promote tranquillity, and are largely employed as sedatives. **B. of Ethyl**. See *Iodobromic Ether*.

**Bromidia** (*bro-mid'-e-ah*) [ $\beta\rho\omega\mu\omicron\varsigma$ , a stench]. An American nostrum containing in each fluid dram chloral hydrate and potassium bromid, each gr. 15, extract of cannabis indica and extract of hyoscyamus, each gr. one-half. Dose  $\mathfrak{z}$ j.

**Bromidrophobia** (*bro-mid-ros-e-fo'-be-ah*) [ $\beta\rho\omega\mu\omicron\varsigma$ , a stench;  $\acute{\iota}\delta\rho\acute{\omega}\varsigma$ , sweat;  $\phi\acute{o}\beta\omicron\varsigma$ , fear]. Insane dread of offensive personal smells, with hallucinations as to the perception of them.

**Bromidrosis** (*bro-mid-ro'-sis*) [ $\beta\rho\omega\mu\omicron\varsigma$ , a stench;  $\acute{\iota}\delta\rho\acute{\omega}\varsigma$ , sweat]. Osmidrosis; an affection of the sweat-glands in which the sweat has an offensive odor. It is usually associated with chronic local hyperidrosis, especially of the feet. The odor is due to a specific decomposition of the sweat from the presence of the *bacterium fetidum*.

**Bromidum** (*bro'-mid-um*) [ $\beta\rho\omega\mu\omicron\varsigma$ , a stench]. Bromid; a salt of bromin.

**Bromin, Bromine, or Bromum** (*bro-min*, or *-mum*) [ $\beta\rho\omega\mu\omicron\varsigma$ , a stench].  $Br=80$ ; quantivalence 1. A reddish-brown liquid, which, at ordinary temperatures, gives off a heavy, suffocating vapor. In its elementary form it is a very active escharotic, and internally a violent poison. It is used by inhalation and as an escharotic. Dose gtt. ij, largely diluted. The salts of bromin are cerebral and cardiac depressants, and highly valuable as hypnotics. The salts of the alkaline metals are those most commonly used. They are cerebral and spinal depressants, also alterative, antispasmodic, and hypnotic. **Ammonii bromidum**,  $NH_4Br$ , prismatic crystals. Dose gr. v-xx. **Auri bromidum**. See *Aurum*. **Calcii bromidum**,  $CaBr_2$ , granular and deliquescent. Dose gr. v- $\mathfrak{z}$ j. **Ethyl bromid**,  $C_2H_5Br$ , useful in spasmodic coughs. Dose  $\mathfrak{m}\times$ - $\mathfrak{z}$ j. **Ethylene bromid**. See *Ethylene*. **Ferri bromidi**, *Syr.*, contains ten per cent. of the salt. Dose  $\mathfrak{z}$ ss-j. **Lithii bromidum**,  $LiBr$ , granular and deliquescent. Dose gr. v-xx. **Nickel bromidum**. See *Nickel*. **Potassii bromidum**,  $KBr$ , colorless, cubical crystals. Dose gr. v- $\mathfrak{z}$ j. **Sodii bromidum**,  $NaBr$ , colorless, monoclinic crystals. Dose gr. v- $\mathfrak{z}$ j. **Zinci bromidum**,  $ZnBr_2$ , granular, deliquescent powder. Dose gr.  $\frac{1}{2}$ -ij.

**Brominism, Bromism** (*bro'-min-izm*, *bro'-mizm*) [ $\beta\rho\omega\mu\omicron\varsigma$ , a stench]. Certain peculiar phenomena produced by the excessive administration of the bromids. The most marked symptoms are headache, coldness of the extremities, feebleness of the heart's action, somnolence, apathy, anesthesia of the soft palate and pharynx, pallor of the skin, and a peculiar eruption of acne which is one of the earliest and most

constant symptoms. There is also anorexia with less of sexual power and atrophy of the testes or mammae. The patient may become almost imbecile.

**Bromo-Caffein** (*bro-mo-kaf'-e-in*) [*bromin*; *caffein*]. A proprietary effervescent preparation containing caffein. It is used for the relief of headaches.

**Bromochloralum** (*bro-mo-klo-ral'-um*) [ $\beta\rho\omega\mu\omicron\varsigma$ , a stench; *chloral*]. A proprietary antiseptic and disinfecting compound, containing the bromid and chlorid of aluminum.

**Bromoform** (*bro'-mo-form*) [ $\beta\rho\omega\mu\omicron\varsigma$ , a stench; *forma*, form],  $CHBr_3$ . A bromid having a structure like that of chloroform,  $CHCl_3$ ; it is an active anesthetic. Its use is not followed by vomiting. It causes irritation of the conjunctiva and respiratory organs. It is used in whooping-cough in doses of gtt. ij-v in a mixture of wine and water. Unof.

**Bromography** (*bro-mog'-ra-fe'*). Same as *Bromatography*.

**Bromoioidism** (*bro-mo-i'-o-dizm*) [*Bromism*; *iodism*]. Poisoning by bromin and iodine compounds together.

**Bromol** (*bro'-mol*),  $C_6H_2Br_3OH$ . Tribromophenol; an antiseptic substance used in the form of a powder, solution (1:30 olive oil), or ointment (1:10). Internally it is used in cholera infantum and typhoid fever. Dose gr.  $\frac{1}{10}$ - $\frac{1}{4}$ . Unof.

**Bronchadenitis** (*brongk-ad-en-i'-tis*) [ $\beta\rho\acute{\gamma}\chi\iota\alpha$ , the bronchial tubes;  $\acute{\alpha}\delta\iota\nu$ , gland;  $\iota\tau\iota\varsigma$ , inflammation]. Inflammation of the bronchial lymphatic glands.

**Bronchaphrosia** (*brongk-af-ro'-ze-ah*) [ $\beta\rho\acute{\gamma}\chi\iota\alpha$ , bronchial tubes;  $\acute{\alpha}\phi\rho\acute{o}\varsigma$ , foam]. Obstruction due to the presence of froth in the bronchioles.

**Bronchi** (*brong'-ki*) [ $\beta\rho\acute{\gamma}\chi\omicron\varsigma$ , the windpipe]. The two tubes into which the trachea divides opposite the third dorsal vertebra, called respectively the right and the left bronchus.

**Bronchia** (*brong'-ke-ah*) [ $\beta\rho\acute{\gamma}\chi\omicron\varsigma$ , the windpipe]. The bronchial tubes, especially those that are smaller than the two bronchi.

**Bronchial** (*brong'-ke-al*) [ $\beta\rho\acute{\gamma}\chi\omicron\varsigma$ , the windpipe]. Relating to the bronchi or to their branches, or to the smaller air-passages in the lungs. **B. Arteries**, branches of the thoracic aorta, three or four in number. They are the nutrient vessels of the lungs. See *Arteries*, *Table of*. **B. Catarrh**, the simplest form of acute inflammation of the bronchi. It is the so-called "cold on the chest." The feeling of oppression and constriction, with slight mucous discharge, is due to hyperemia and swelling of the mucous membrane of the larger bronchi. **B. Fluke**. See *Distoma ringieri*. **B. Glands**, the chain of glands running beside the bronchi. They frequently undergo pathologic enlargement and give rise to a group of symptoms—cough, pain, spasmodic dyspnea, dysphagia, and change in the voice. The enlargement is usually tuberculous in nature.

**Bronchiectasis** (*brong-ke-ek'-tas-is*) [ $\beta\rho\acute{\gamma}\chi\omicron\varsigma$ , the windpipe;  $\epsilon\kappa\tau\alpha\sigma\iota\varsigma$ , dilatation]. A term denoting the dilatation or relaxation of the walls of the bronchi, arising from inflammation and other causes. It is very rare as a primary condition, but is frequently associated with some chronic pulmonary disease. It occurs most frequently in pulmonary tuberculosis at the apex of the lung, but is also frequently seen in the bronchi at the base of the lung. It may involve a tube uniformly for some distance, producing the *cylindrical* form; or it may occur irregularly in sacs or pockets, the *sacculated* form. If the whole lung be involved in the change we have produced the so-called *turtle lung*. The characteristic symptom of bronchiectasis is paroxysmal coughing, with the expectoration of large quantities of muco-purulent, often fetid,



matter. Cavernous breathing will be heard over the dilated tubes.

**Bronchiocele** (*brong'-ke-o-sēl*) [*bronchiolus*, a little air passage; *κήλη*, tumor]. A swelling or dilatation of a bronchiole.

**Bronchiole** (*brong'-ke-ōl*) [dim. of *bronchus*]. One of the smallest subdivisions of the bronchi.

**Bronchiolitis** (*brong-ke-o-lī'-tis*) [*bronchiolus*, a little bronchus; *ιτις*, inflammation]. Inflammation of the bronchioles. **B. exudativa**, an inflammation of the bronchioles, with exudation. Curschmann's theory of the production of bronchial asthma.

**Bronchiostenosis** (*brong-ke-o-ste-no'-sis*) [*βρόγχος*, the windpipe; *στενός*, narrow]. Contraction of a bronchus or of any one or more of the bronchial tubes.

**Bronchitic** (*brong-kīl'-ik*) [*βρόγχος*, the windpipe]. Relating to, of the nature of, or affected with, bronchitis.

**Bronchitis** (*brong-kī'-tis*) [*βρόγχος*, the windpipe; *ιτις*, inflammation]. Inflammation of the mucous membrane that lines the bronchial tubes. It is usually attended with soreness, cough, alteration of the voice, and febrile symptoms. **B., Acute**, a severe form of simple bronchial catarrh. It is the initiatory stage of the other forms of the disease, and is usually the result of a chill, though it may be associated with some other disease, as the exanthemata, and affections of the kidney and heart. Sibilant and sonorous rhonchi and bubbling râles may be heard on auscultation. **B., Acute Capillary**, a variety in which there is an involvement of the minute tubes of the lung. It is most frequently met with in children, usually secondarily to other diseases of the lung or other organs. The symptoms are urgent—dyspnea, short, irritating cough, nervous depression, and excited action of the heart. Collapse of portions of the lung frequently occurs, and the patient may die of asphyxia and extreme exhaustion. **B., Catarrhal**, a form attended with profuse muco-purulent discharges. **B., Chronic**, a form occurring either as an independent disease or as the result of repeated attacks of the acute variety. It is generally associated with organic changes in the lungs and other organs, such as emphysema, bronchiectasis, pulmonary tuberculosis and pleurisy. Occurring in old people, it produces the well-known "*winter cough*" of the aged. **B., Croupous, Fibrinous, or Plastic**, a rare variety attended with the expectoration of casts of the bronchial tubes, after a paroxysm of dyspnea and violent coughing. The casts are fibrinous in nature, hollow, yellowish-white, and vary from one to seven inches in length. This form of bronchitis is usually seen in males, and between the ages of ten and thirty. **B., Mechanical**, or **Potter's**, a form caused by the inhalation of dust, etc. **B., Potter's**. See *B., Mechanical*. **B., Putrid, or Fetid**, a variety of chronic bronchitis characterized by the discharge of a copious, half-liquid, extremely offensive sputum. The peculiar odor is thought to be due to a microorganism, especially to a short, slightly-curved bacillus described by Lumtizer. **B., Summer**. Synonymous with *Hay Fever, q. v.*

**Bronchlemmitis** (*brong-kēm-i'-tis*) [*βρόγχος*, the windpipe; *λέμμα*, a skin]. Croupous bronchitis.

**Bronchoægophony** (*brong-ko-e-goff'-o-ne*). See *Bronchoegophony*.

**Bronchocele** (*brong'-ko-sēl*, or *-se'-lē*) [*βρόγχος*, the windpipe; *κήλη*, a tumor]. See *Goiter*.

**Bronchocephalitis** (*brong-ko-sef-al-i'-tis*). Synonym of *Whooping-cough*.

**Bronchoegophony** (*brong-ko-e-goff'-o-ne*) [*βρόγχος*, the windpipe; *αἶξ*, a goat; *φωνή*, a voice, sound]. Bronchophony combined with egophony.

**Broncholemmitis** (*brong-ko-lēm-i'-tis*). See *Bronchlemmitis*.

**Broncholith** (*brong'-ko-lith*) [*βρόγχος*, the windpipe; *λίθος*, a stone]. A calculus or concretion formed in a bronchial tube.

**Bronchomycosis** (*brong-ko-mi-ko'-sis*) [*βρόγχος*, the windpipe; *μύκης*, a fungus]. The growth or presence of fungi in a bronchial tube.

**Bronchopathy** (*brong-ko-p'-a-the*) [*βρόγχος*, the windpipe; *πάθος*, disease]. Any disease of the air-passages.

**Bronchophonic** (*brong-ko-fon'-ik*) [*βρόγχος*, the windpipe; *φωνή*, a voice]. Relating to bronchophony.

**Bronchophony** (*brong-koff'-o-ne*) [*βρόγχος*, the windpipe; *φωνή*, the voice]. The resonance of the voice within the bronchi as heard through the stethoscope. It is normally present over the lower cervical spines, in the upper inter-scapular region, and over the sternal portion of the infra-clavicular regions. **B., Whispered**, bronchophony elicited by causing the patient to whisper.

**Bronchophthisis** (*brong-ko-thī'-sis*) [*βρόγχος*, the windpipe; *θβίσις*, a wasting]. Pulmonary tuberculosis characterized by extensive lesions of the bronchial tubes.

**Bronchophyma** (*brong-ko-fī'-mah*) [*βρόγχος*, the air-passage; *φύμα*, a growth]. Any growth, as a tubercle, in a bronchial tube.

**Bronchoplasty** (*brong'-ko-plas-te*) [*βρόγχος*, the trachea; *πλάσσειν*, to form]. The surgical closure of a tracheal fissure or fistula.

**Broncho-pneumonia** (*brong-ko-nu-mo'-ne-ah*) [*βρόγχος*, the windpipe; *πνεύμων*, the lung]. Lobular pneumonia, a term applied to inflammation of the lungs, which, beginning in the bronchi, finally involves the parenchyma of the lungs. This disease is most frequently encountered in children, but may occur in old age. Three varieties are described: 1. A simple, acute form, following a severe bronchial catarrh. 2. A secondary form, occurring after whooping-cough or some general febrile infective disease. 3. A rare suppurative form, with the formation of abscesses throughout the lung. The patient suffering with broncho-pneumonia presents the following symptoms: dyspnea, cough, fever, often high, restlessness, and occasionally marked cerebral symptoms. If convalescence be not properly guarded relapses are likely to occur. The physical signs vary greatly, and are often not marked. The course of the disease is generally chronic, and the prognosis must be guarded.

**Bronchorrhagia** (*brong-kor-a'-je-ah*) [*βρόγχος*, the bronchus; *ρηγνύναι*, to burst forth]. Hemorrhage from the air-passages.

**Bronchorrhea** (*brong-kor-e'-ah*) [*βρόγχος*, the bronchus; *ῥέειν*, to flow]. A form of bronchitis attended with profuse expectoration.

**Bronchostenosis** (*brong-ko-ste-no'-sis*) [*βρόγχος*, the windpipe; *στενός*, narrow]. Contraction of a bronchus.

**Bronchotome** (*brong'-ko-tōm*) [*βρόγχος*, the windpipe; *τέμνειν*, to cut]. An instrument for cutting the larynx or trachea in the operation of bronchotomy.

**Bronchotomy** (*brong-kot'-o-me*) [*βρόγχος*, bronchus; *τέμνειν*, to cut]. A surgical cutting-operation upon the bronchus, larynx, or trachea.

**Broncho-tracheal** (*brong-ko-tra'-ke-al*) [*βρόγχος*, the bronchus; *τραχεΐα*, the windpipe]. Relating to a bronchus (or to both bronchi) and to the trachea.

**Broncho-vesicular** (*brong-ko-ves-ik'-u-lar*) [*βρόγχος*, the bronchus; *vesicula*, a vesicle]. Both bronchial and vesicular. See *Breath-Sounds, Table of*.

**Bronchus** (*brong'-kus*). See *Bronchi*.

**Bronson's Method.** See *Treatment, Methods of*.

**Bronze** (*bronz*) [*bronzium*, bronze]. An alloy of copper and tin. **B. John**, a popular term for *Yellow Fever*, *q. v.* **B. Liver**, a dark reddish-brown or olive-black color of the liver, seen in post-mortem examinations of certain cases of chronic malarial poisoning.

**Bronzed** (*bronzd*) [*bronzium*, bronze]. Tanned; of a bronzed color. **B. Skin**, a symptom of Addison's Disease. **B.-skin Disease.** See *Addison's Disease*.

**Brood** (*brood*) [ME., *brood*]. In biology, offspring; progeny. **B.-cells**, in cell-division, the mother-cells inclosing the daughter-cells. **B.-food**, a highly nitrogenous tissue-forming pap, derived by bees from pollen by digestion.

**Brooke's Ointment.** An ointment for treating lupus. It is composed of oxid of zinc and powdered starch each  $\frac{1}{4}$  ounce; white vaseline  $\frac{1}{2}$  ounce; hyd. oleatis (five per cent.) one ounce; salicylic acid 20 grains; ichthylol 20 minims; oil of lavender *q. s.*; enough red Armenian bole and raw umber may be added to match the color of the skin.

**Broom** (*broom*). See *Scoparius*.

**Brosimum** (*bro'-sin-um*) [*βρῶσιμ*, food]. A genus of moraceous trees of S. America. **B. galactodendron**, the Venezuelan cow-tree; its milky sap is nutritious, and yields both a cheesy food and a wax (*galactin*) serviceable for candles.

**Broth** (*broth*). See *Bouillon*.

**Brother Ulcer** (*bruth'-er ul'-ser*). See *Donda Ndugu*.

**Brousnika** (*broos'-ne-kah*) [Rus.]. The berries of red whortleberry, red bilberry (*Vaccinium vitis idaea*), used in the form of a decoction in Russia for the relief of rheumatic affections. Unof.

**Broussaïsism** (*brūs-a'-izm*) [*Broussaïs*, a French physician]. The physiologic, pathologic, and therapeutic doctrines taught by J. V. Broussaïs.

**Broussaïsism** (*brūs-a'-izm*). See *Broussaïsism*.

**Brow** (*brow*) [ME., *browe*]. The forehead; the upper anterior portion of the head. **B.-Ague**, neuralgia of the first division of the fifth cranial nerve, commonly met with in malarious districts, though at times occurring independently of such surroundings, and then dependent upon some diathesis, especially the gouty. **B. Presentation**, presentation of the fetal brow in labor. See *Fetus, Position of*.

**Brown** (*brōwn*) [ME., *brōwn*]. A dark reddish-yellow color. **B. Atrophy**, an atrophy of a tissue associated with a deposit therein of a brown or yellow pigment. **B. Coal.** See *Coal and Lignite*. **B. Crown**, in dentistry, an artificial, all-porcelain crown, which is attached to a natural root by means of an iridio-platinum pin baked in position. The pin has the greatest strength at the neck of the tooth, where the strain is heaviest, and this strength is further increased by extending the porcelain upon the pin. **B. Edema.** See *Edema*. **B. Induration of Lung**, a state of the lung due to long-continued congestion, usually arising from marked incompetency or from constriction of the mitral valve. The lungs are enlarged and do not collapse on opening the thorax, and have a peculiar tint of yellow shading into a brown or reddish-brown; a brownish fluid exudes on pressure. The color is due to pigment-granules in the epithelial cells of the air-vesicles. **B. Madder.** See *Pigments, Conspectus of*. **B. Mixture.** See *Mistura ferri composita* and *Glycyrrhiza*. **B. Ointment**, the *unguentum fuscum*, N. F.; called also *unguentum matris*, or "mother's salve." It is composed of "brown plaster," two parts; oil, one part; suet, one part. **B. Pink.** See *Pigments, Conspectus of*. **B. Plaster**, the *emplastrum fuscum camphoratum*, N. F.;

called also *emplastrum matris camphoratum*, or "camphorated mother's plaster;" official in German pharmacy. It is made of red oxid of lead, thirty parts; oil of olives, sixty parts; yellow wax, fifteen parts; camphor, one part. **B. Study.** See *Cenospudia*. **B. Wort**, the plant *Brunella vulgaris*, popularly reckoned a good vulnerary, as well as a cure for sore-throat. Unof.

**Brown's Operation.** See *Operations, Table of*.

**Browne's Operation.** See *Operations, Table of*.

**Brownian Movement.** An oscillation or agitation observed under the microscope in very fine granules, drops, etc., when suspended in a liquid. The movement is not locomotion, and is to be distinguished from that of the self-motility of living microorganisms. Its cause is not definitely known, but it may be due to heat, light, electricity, osmosis, etc. See *Pedesis*.

**Brownism** (*brōwn'-izm*). See *Brunonian Theory*.

**Brown-Sequard's Combination of Symptoms.** See *Signs and Symptoms, Table of*. **B. Disease.** See *Diseases, Table of*. **B. Method of Treatment.** See *Treatment, Methods of*. **B. Paralysis.** See *Diseases, Table of*.

**Bruch, Clusters of.** See *Gland, Aggregated, of Bruch*. **B., Glands of.** See *Gland*.

**Brucin** (*bru'-sin*) [*Brucea*, a genus of shrubs],  $C_{23}H_{26}N_2O_4$ . A poisonous alkaloid found in *Strychnos nuxvomica* and in *Strychnos ignati*. It crystallizes in prisms containing  $4H_2O$ , and melts at  $178^\circ$ . Its taste is exceedingly bitter and acrid. Its action on the animal economy is similar to but much less powerful than that of strychnin. See *Nux Vomica*.

**Brücke's Berlin Blue Mass.** A warm-flowing mass for injecting tissues. It is made as follows: potassium ferrocyanid, 217 gm.; water, 1000 c.c.; ferrous chlorid 1 part; water 10 parts. Take equal volumes of these solutions and add to each twice its volume of a cold saturated solution of sodium sulphate. Add the iron solution to the ferrocyanid solution, with constant stirring. Filter and wash the precipitate with the filtrate until it runs through clear, then wash with water until the filtrate runs off blue. Dry the precipitate. To a concentrated solution of this blue add enough gelatin to make a firm jelly when cold. Heat to  $60^\circ C$ . and filter through flannel. **B.'s Fluid**, potassio-mercuric iodid, employed in the precipitation of proteids. **B.'s Method**, a method of removing all the proteids from a substance. Acidulate the liquid with HCl, and then add to it a solution of potassio-mercuric iodid, made by saturating with mercuric iodid a boiling solution of potassium iodid. **B.'s Muscle.** See *Muscles, Table of*. **B.'s Reagent.** See *Tests, Table of*. **B.'s Red Mass**, a material for injecting the body. A concentrated solution of potassium ferrocyanid is injected into the artery until it runs clear from the vein. Then as much as possible is allowed to drain away. Next a concentrated solution of cupric sulphate free from iron is injected. By this method the red cupric ferrocyanid is precipitated in the vessels. **B.'s Test.** Same as *B.'s Reagent*.

**Bruise** (*brooz*). See *Contusion*.

**Bruit** (*bru-e'*) [Fr., a noise or report]. A term used by French physicians to designate the various specific sounds of auscultation. **B. d'airain**, Trousseau's term for the ringing note heard through the stethoscope applied to the chest wall when a coin is struck against another pressed against the surface of the chest on the opposite side. It is pathognomonic of a collection of gas in the pleural cavity. **B. de clapotement**, a splashing sound often heard in cases of well-marked dilatation of the stomach when pressure is made upon the abdominal walls. It is best elicited when the



patient is in the recumbent position, with relaxed abdominal walls, by palpating near the left border of the ribs. The same sound can be produced by shaking the patient (*bruit de glou-glou*). **B. de braquement**, a crackling sound. **B. de cuir neuf**, the new-leather murmur of the French; the creaking quality occasionally heard in pericardial friction-sounds. **B. de diable**, a venous murmur, of a whistling or rushing character, arising in the bulb of the common jugular vein, and due to such diseases as anemia, lead-poisoning, etc.; it is more common in the young, and is caused immediately by the vibration of the blood flowing from the narrow part of the common jugular vein into the wide, bulbous portion of the vessel. See also *Murmur*. **B. de galop**, a cantering rhythm of the heart frequently heard in mitral stenosis, in which three distinct heart-sounds are audible. It is due to a reduplication of the second sound. See also *Gallop Rhythm*. **B. de glou-glou**. See *B. de clapotement*. **B. de lime**. See *B. de scie*. **B. de moulin**, water-wheel sound; a peculiar friction-sound mixed with splashing and gurgling, heard in pneumohydropericardium. **B. d'oboe**, a musical heart-murmur. **B. de pot fêlé**, the cracked-pot sound. **B. de parchemin**, a rattling, as of parchment. **B. de râpe**. See *Bruit de scie*. **B. de rappel**, a sound resembling the double beat upon a drum. This doubling of the heart-sounds may be noted in different stages of chronic interstitial nephritis, when it is the first sound that is duplicated; and in mitral stenosis, when the second sound is doubled. **B. de scie**, a murmur sounding like that made by a saw or file. Also called *B. de râpe* and *B. de lime*. **B. skodique**, an amphoric note heard in the pleural cavity, especially near the apex anteriorly, when there is a fluid accumulation not filling the whole of the plural sac. Also called *Skoda's tympany*. **B. de soufflet**, a bellows-murmur. **B. de soupape**, a flapping sound. **B. de va et vient**, a to-and-fro friction-sound.

**Brün's Operations**. See *Operations, Table of*.

**Brunet, or Brunette** (*bru-net'*) [Fr.]. 1. Of a dark complexion. 2. One with a dark complexion.

**Brüning's Red**. Same as *Rosanilin*.

**Brunissure** (*brun-is-ur'*) [Fr., *brunisseur*, that which browns]. A disease of the grape, attacking the leaves only, caused by *Plasmodio pora vitis*. (Viala and Sauvageau). Also called *Braune*.

**Brunner's Glands**. See *Glands*.

**Brunonian Movement**. See *Brownian Movement*.

**B. Theory**, brownism; a doctrine taught by Dr. J. Brown (1735-88) that both physiologic and pathologic phenomena are due to variations in a natural stimulus, its excess causing sthenic and its deficiency producing asthenic diseases.

**Brunswick** (*brunz'-wik*) [Ger.]. A town in Germany. **B. Black**. Same as *Japan Black*. **B. Green**. See *Conspectus of Pigments, under Pigment*.

**Brush** (*brush*) [ME., *brusshe*]. An instrument consisting of a collection of some flexible material fastened to a handle. In surgery, various forms of brush are employed; as the *acid* brush, of glass threads; the *electric* brush, a form of electrode; the laryngeal brush; the *nasal*, *pharyngeal*, and *stomach* brush. See also *Pencil*. 2. A thicket of small trees. **B.-burn**, the injury produced by violent friction, and the resulting heat; it often resembles a burn or scald. **B.-cells**. See *Cell*.

**Bryant, Ampulla of**. See *Ampulla*.

**Bryant's Line**. See *Lines, Table of*. **B.'s Method**. See *Treatment, Methods of*. **B.'s Operations**. See *Operations, Table of*. **B.'s Triangle**. See *Triangles, Table of*.

**Bryce's Test**. A test to determine if systemic infection has taken place after vaccination. It consists in repeating the inoculation during the evolution of the vaccine disease. If systemic infection has occurred, the second inoculation will mature rapidly, so as to overtake the first.

**Brygmus** (*brig'-mus*) [βρύγμός, biting]. Same as *Odon-topraxis*.

**Bryology** (*bri-ol'-o-je*) [βρύον, a moss; λέγειν, to speak]. The science of mosses.

**Bryonia** (*bri-ol'-ne-ah*) [βρυωνία, bryony]. Bryony. The root of *B. alba* and *B. dioica*; indigenous to Europe, with properties due to an intensely bitter glucosid, *Bryonin*,  $C_{48}H_{80}O_{19}$ , a strong irritant when applied to the skin or mucous membrane, often producing vesication. It is a remedy of great value in pleurisy, pleuro-pneumonia, and rheumatic fever, and an excellent agent in colds. Dose of the powdered root gr. x-xxx. **B., Infusum** (unof.), has a strength of  $\frac{3}{4}$  j to the Oj of water. Dose  $\frac{3}{4}$  ss-ij. **B., Tinct.**, a 10 per cent. solution of the root in alcohol. Dose  $\frac{m}{v}$ - $\frac{3}{4}$  ss.

**Bryonin** (*bri-ol'-nin*) [βρυωνία, bryony]. A precipitate from the tincture of *Bryonia alba*; useful as a hydragogue, and in rheumatism and bronchial affections. Dose gr. ij- $\frac{1}{4}$ . Unof. See *Bryonia*. Dose as a drastic purgative, gr.  $\frac{1}{6}$ - $\frac{1}{4}$ .

**Bryony** (*bri'-o-ne*). See *Bryonia*. **B. Black**. See *Tamus*.

**Bryoplastic** (*bri-o-plas'-tik*) [βρύον, moss; πλασσειν, to form]. A descriptive term loosely applied to such abnormal growths of tissue as resemble vegetable forms.

**Bryoretin** (*bri-o-re'-tin*) [βρυωνία, bryony; ρητινη, resin]. A resin-like substance obtainable from the glucosid bryonin.

**Bubaline** (*bub'-bal-in*) [*bubalinus*, pertaining to the *bubalus*, buffalo]. In biology, resembling or pertaining to the buffalo.

**Bubby** (*bub'-e*) [E. dial.]. 1. A vulgar name for the mamma. 2. A local name for *Calycanthus floridus*.

**Bubo** (*bū'-bo*) [βουβών, the groin]. Inflammation and swelling of a lymphatic gland, properly and generally of the groin, and usually following chancroid, gonorrhea or syphilitic infection. **B., Parotid**. See *Parotitis*. **B., Primary**, a slight adenitis of the groin due to mechanical irritation, or other cause; formerly supposed to be due to syphilis with a chancre having preceded. **B., Sympathetic**, one caused by irritation, friction, injury, etc., and not arising from an infectious disease.

**Bubonadenitis** (*bu-bon-ad-en-i'-tis*) [βουβών, the groin; ἀδην, a gland; ιτις, inflammation]. Inflammation of an inguinal gland.

**Bubonalgia** (*bu-bon-al'-je-ah*) [βουβών, the groin; άλγος, pain]. Pain in the inguinal region.

**Bubonic** (*bu-bon'-ik*) [βουβών, the groin]. Relating to a bubo. **B. Plague**. Synonym of the *Plague, q.v.*

**Bubonocèle** (*bu-bon'-o-sèl'*) [βουβών, the groin; κήλη, tumor]. Inguinal hernia when the gut does not extend beyond the inguinal canal.

**Bubononcus** (*bu-bon-onz'-kus*) [βουβών, the groin; ὄγκος, a tumor]. A swelling in the groin.

**Bubonopanus** (*bu-bon-o-pa'-nus*) [βουβών, the groin; πᾶνος, torch]. An inguinal bubo.

**Bubonulus** (*bu-bon'-u-lus*) [L., dim. of *bubo*]. Lymphangitis of the dorsum of the penis, often with abscesses; due to chancroidal virus.

**Bucca** (*buk'-ah*) [L.]. 1. The mouth; the hollow of the cheek, or its inner surface. 2. The vulva.

**Buccal** (*buk'-al*) [*bucca*, the cheek]. Pertaining to the cheek. **B. Coitus**. See *Irrumation* and *Name-*

*less Crime*. **B. Glands**. See *Gland*. **B. Teeth**, the teeth behind the canines are so called because they are situated on the inside of the cheeks. In the human subject they are the bicuspid and molars.

**Buccinal** (*buk'-sin-al*) [*βυκάνη*, a trumpet]. In biology, trumpet-shaped.

**Buccinator** (*buk'-sin-a-tor*) [*βυκάνη*, a trumpet]. The thin, flat muscle of the cheek. See *Muscles*, *Table of*.

**Bucco** (*buk'-o*). Same as *Buchu*.

**Bucco-labial** (*buk-o-la'-be-al*) [*bucca*, the mouth; *labium*, a lip]. Pertaining to the mouth and lip.

**B. Muscle**, the buccinator. See *Muscles*, *Table of*.

**Bucco-pharyngeal** (*buk-o-far-in'-je-al*) [*bucca*, the mouth; *φάρυγξ*, the pharynx]. Relating to the mouth and to the pharynx.

**Buccula** (*buk'-u-lah*) [L., dim. of *bucca*, the cheek]. The fleshy fold seen beneath the chin, and forming what is called a double chin.

**Buchanan's Operations**. See *Operations*, *Table of*.

**Buchu** (*bu'-ku*) [native African]. The leaves of several species of *Barosma*, yielding a volatile oil, to which its properties are probably due, and a bitter extractive, *Barosmin*. Dose gr. j-v. It causes a sensation of glowing warmth over the body, stimulates the appetite, and increases the circulation. It is useful in urethritis and affections of the genito-urinary mucous membrane. Dose of the leaves, gr. xv-xxx. **B.**, Ext., Fld. Dose m-x-ζj. **B.**, Infusum (Unof.), ζj to Oj. Dose ζss-ij. **B.**, Infusum (B. P.). Dose ζj-iv. **B.**, Tinctura, (B. P.) Dose ζj-ij.

**Buck's Apparatus**. An apparatus consisting of a weight and pulley for applying extension to a limb. **B. Fascia**, the superficial perineal fascia. **B. Method**. See *Treatment*, *Methods of*. **B. Operations**. See *Operations*, *Table of*.

**Buckbean** (*buk'-ben*) Bog-bean. The rhizome of *Menyanthes trifoliata*, tonic, antiscorbutic, and emmenagogue. It has been recommended as a vermifuge, and has been used in functional amenorrhea. Dose of fld. ext. m-v-xxx. Unof.

**Bucket Fever** (*buk'-et fe'-ver*). See *Fever*.

**Buckeye Bark** (*buk'-i bark*). The bark of *Æsculus glabra*, astringent and tonic, and serviceable in rectal irritation, prolapsus, and various uterine derangements. Dose of fld. ext. gtt. iij-v. Unof.

**Buckhorn** (*buk'-horn*). The horn of a buck. When powdered or calcined, it is used by dentists for polishing enamel, and fillings, and for removing light deposits of tartar. **B. Fern**, a fern, called also royal fern, *Osmunda regalis*; it is vaunted as a cure for rickets. Unof.

**Buckle-shell** (*buk'-l-shel*) [New Eng. dialect]. A recently moulted lobster; also called paper-shell lobster, June lobster, or sand-lobster.

**Bucko** (*buk'-o*). Same as *Buchu*.

**Buckthorn** (*buk'-thorn*). See *Frangula*. **B.**, California. See *Cascara Sagrada*.

**Bucku** (*buk'-u*). Same as *Buchu*.

**Buckwheat** (*buk'-hwēt*). The seed or grain of *Fagopyrum esculentum* and of other species of the same genus. It is used to some extent as a substitute for the true cereals. In theory, it takes a high rank as a food; but its free use tends to constipation, indigestion and headache, and especially to a peculiar roughness and itching of the skin. The flowers of the plant afford rich bee-pasturage, but the honey is inferior.

**Bucnemia** (*buk-ne'-me-ah*) [*βοῦν*, increase; *κνήμη*, the leg]. Inflammation of the leg characterized by tenderness and swelling; elephantiasis; also phlegmasia dolens. **B. Tropica**. See *Elephantiasis arabum*.

**Bud** (*bud'*) [ME., *budde*, a bud]. In biology, the undeveloped germ-state of a leaf or flower.

**Budd's Disease**. See *Diseases*, *Table of*.

**Budding** (*bud'-ing*) [ME., *budden*]. In biology, a form of reproduction or cell-division, occurring among the polyps and infusoria, in which a bud is given off by the parent and comes to resemble the latter. The bud may remain permanently attached or may form a colony, each member acquiring a differentiation of function, even to the formation of male and female elements. The process is also called *Gemmation*, *q. v.*

**Budge's Center**. See *Center*.

**Buffalo Rubin** (*buf'-al-o ru'-bin*). See *Pigments*, *Conspectus of*.

**Buffers' Consumption** (*buf'-erz con-sump'-shun*). The phthisis occurring among metal-polishers.

**Buffy Coat** (*buf'-e-kot*). A grayish or buff-colored crust or layer sometimes seen upon a blood-clot, after phlebotomy, and once looked upon as a sign of inflammation. It is caused by the partial subsidence of the red blood-corpuscles.

**Bufo** (*bu'-fo*) [*bufo*, the toad]. Phrynin; an alkaloid from the venom of the toad; it is poisonous, and said to resemble digitalin in its effects.

**Bufoform** (*bu-fon'-if-orm*) [*bufo*, a toad; *forma*, shape]. In biology, toad-like.

**Bugbane** (*bug'-bān*). See *Cimicifuga*.

**Buggery** (*bug'-er-e*) [OF., *bougre*, an heretic]. Sodomy; bestiality.

**Bugleweed** (*bu'-gl-wēd*). The herb, *Lycopus virginicus*, narcotic and astringent. Dose of fld. ext. ζss-ij. *Lycopin*, concentrated extract. Dose gr. j-iv. Unof.

**Buhach** (*bu'-hatch*) [Serbo-croatian for flea-bane; *buha*, a flea]. The plant *Pyranthrum cinerariifolium*. See *Insect Powder*.

**Buhl's Disease**. See *Diseases*, *Table of*.

**Bulam**, or **Bulama Boil** (*bu'-lam* or *bu-lam'-ah boil*). A boil occurring on the African island of Bulam; probably caused by a burrowing-worm or insect-larva. **B. Fever**, a West-Africa coast fever, said to be identical with yellow fever.

**Bulata** (*bul'-at-ah*). See *Balata*.

**Bulb** (*bulb*) [*βολβός*, a bulb]. 1. The expansion or dilatation of a canal or vessel. 2. Applied to the oblongata and pons. 3. A short underground stem covered with fleshy leaf-bases or fleshy leaves, as the onion and squill. **B. of Aorta**, the dilatation of the aorta near its beginning. **B. of Corpus Cavernosum**, the muscle beneath the bulb of the urethra. **B. of an Eye**, the eyeball. **B. of Fornix**. See *Corpora*. **B. of a Hair**, the swelling at the root of a hair. **B.**, **Olfactory**, the expanded end of the narrow olfactory lobe, commonly called olfactory nerve or first cranial nerve. **B. of a Tooth**, the papilla that forms the germ of a tooth. **B. of Urethra**, the posterior expanded part of the *corpus spongiosum penis*. **B. of the Vagina**, a small body of erectile tissue on each side of the vestibule of the vagina, homologous to the bulb of the urethra of the male. **B. of Vena Jugularis**, the dilatation at the beginning of the external jugular vein.

**Bulbar** (*bul'-bar*) [*βολβός*, a bulb]. Bulbous. Pertaining to the medulla. **B. Disease**, or **Paralysis**, a term applied to the progressive and symmetrical paralysis of the facial muscles about the mouth, including those of the tongue, pharynx, and sometimes those of the larynx. This paralysis is due to a disease of the motor nuclei in the medulla oblongata; an *acute* and a *chronic* form are met with. The acute form is due to hemorrhage or softening; the chronic to degeneration. The chronic form is insidious in its approach, the tongue often being the first organ involved; the



course is slow but progressive, and death usually results in from one to four years. Bulbar paralysis usually occurs after forty years of age. Syphilis is not a predisposing cause. The disease is also called *Labio-glossolaryngeal Paralysis*. There is also a *pseudo-bulbar paralysis*, due to symmetrical lesions of the motor cerebral cortex.

**Bulbi vestibuli** (*bul'-bi ves-tib'-u-li*) [L.]. A name sometimes given to the glands of Bartholin.

**Bulbil**, or **Bulbulet** (*bul'-bil*, *bulb'-let*) [*βολβός*, a bulb]. Small bulbs of fleshy buds frequently occurring on above-ground parts of plants, as the bulblets of some onions and of the tiger-lily.

**Bulbillæ** (*bul-bil'-e*) [*bulbillus*, dim. of *bulbus*, a bulb]. In biology, gemmæ of hydroid zoöphytes that become detached at an early stage, and are then capable of independent development.

**Bulbo-cavernosus** (*bul-bo-kav-ern-ō'-sus*) [*βολβός*, a bulb; *caverna*, a cavern]. A perineal muscle in the male subject, corresponding to the sphincter vaginæ of the female. See *Muscles*, Table of.

**Bulbo-urethral** (*bul-bo-u-rēth'-ral*) [*βολβός*, a bulb; *ὀπίσθηρα*, the urethra]. Relating to the bulb of the urethra.

**Bulbus** (*bul'-bus*) [L.]. A bulb. **B. arteriosus**; in a certain stage in the development of the heart, the upper aortic enlargement is so called. **B. cornu posteriorus**. See *Occipital Eminence*. **B. rhachidicus**, the oblongata.

**Bulesis** (*bu-lē'-sis*) [*βούλησις*, the will]. The will, or an act of the will.

**Bulimia** (*bu-lim'-e-ah*) [*βού*, increase; *λίμος*, hunger]. Excessive, morbid hunger; it sometimes occurs in idiots and insane persons, and it is also a symptom of diabetes mellitus.

**Bulimic** (*bu-lim'-ik*) [*βού*, increase; *λίμος*, hunger]. Pertaining to or affected with bulimia.

**Bulithos** (*bu'-lith-os*) [*βούλις*, ox; *λίθος*, stone]. A bezoar from the ox or the cow.

**Bulla** (*bul'-ah*) [*bulla*, a bubble: *pl.*, *Bullæ*]. A bleb or "blister," consisting of a portion of the epidermis detached from the skin by the infiltration of watery fluid. The bulla differs from the vesicle mainly in size. **B. ethmoidalis**, a rounded projection into the middle meatus of the nose, due to an enlarged ethmoid cell. **B., Hemorrhagic**. See *Purpura*. **B. ossea**, the inflated or dilated part of the bony external meatus of the ear.

**Bullate** (*būl'-āt*) [*bulla*, a bubble]. Inflated; fornicated and with thin walls; blistered; marked by bullæ.

**Bullet Extractor** (*būl'-et-eks-trak'-tor*). See *Forceps*.

**Bullous** (*būl'-us*) [*bulla*, a blister]. Marked by bullæ; of the nature of a bulla.

**Bully's Toilet Vinegar**. A cosmetic consisting of tincture of benzoin, 1.0; acetic acid, 4.0; Cologne water, 100.0.

**Bully Tree** (*būl'-e-tre*). See *Balata*.

**Bulopeithia** (*bu-lo-pē'-the-ah*) [*βουλή*, will; *πείθειν*, to persuade]. An exaggerated hopefulness or morbid expectation of that which is desired.

**Bumastos** (*bu-mas'-tos*) [*βούς*, large (ox); *μαστός*, breast]. A very large or hypertrophied mamma.

**Bumble Foot** (*būm'-bl foot*). A disease of poultry, appearing as a wart-like substance growing in the ball of the foot. It is caused by high perches or by constant walking on cement or stone.

**Bump** (*būmp*) [origin uncertain]. Any one of those eminences of the external surface of the skull that are conceived by phrenologists to mark the localities of the various "organs" of the brain.

**Bumstead's Operations**. See *Operations*, Table of.

**Bundle** (*bun'-dl*) [ME., *bundel*]. In biology, a fascicular grouping of elementary tissues, as nerve-fibers or muscle-fibers. **B. of Vicq d'Azyr**, a thick bundle of nerve-fibers arising in the more caudad of the two median nuclei of the corpus candicans of the brain, and extending to the anterior tubercle of the thalamus. It was formerly called the *fornix descendens*. **B.-sheath**, "In many plants a ring of cells, often with strongly-thickened and lignified walls, developed only on the outside of the bast, or around the entire bundle, or around the whole mass of fibro-vascular bundles." (Thoma.)

**Bunion** (*bun'-yun*) [origin uncertain]. A swelling of a bursa of the foot, especially of the great toe.

**Bunodont** (*bu'-no-dont*) [*βουνός*, a hill, mound; *ὀδόνς*, tooth]. Pertaining to tuberculate molar teeth.

**Bunsen Burner**. See *Burner*. **B. Cell**. See *Cell*.

**Bunt** (*bunt*). See *Smut*.

**Buphthalmia** (*būf-thal'-me-ah*), or **Buphthalmos** (*būf-thal'-mos*) [*βούς*, ox; *ὀφθαλμός*, eye]. See *Keratoglobus*.

**Bupleurum** (*bu-plu'-rum*) [L.]. A genus of umbelliferous herbs. Several old-world species were formerly employed in medicine, especially *B. rotundifolium*, of which the leaves and fruit are considered vulnerary and discutient. Unof.

**Bur**, or **Burr** [ME., *burre*, a bur]. 1. In botany, a rough, prickly shell or case. 2. The lobe of the ear. 3. In dentistry, an instrument for polishing the teeth. **B. Drills**, dental instruments of spherical, cone-shape, cylindrical, and wheel-forms, for opening and forming cavities. Flexible burs and drills having spring-tempered stems are used for opening and preparing nerve canals. **B. Thimble**, in dentistry, an open ring for the middle or index finger, with a socket attached, in which rests the end of the handle of the drill used in excavating a cavity in a tooth, preparatory to filling it.

**Burckhardt's Operation**. See *Operations*, Table of.

**Burcquism** (*boork'-izm*). See *Metallotherapy*.

**Burdach**, Column of. See *Funiculus cuneatus* and *Column*. **B., Cords of**, the cords formed in the dorsal zone of the human spinal cord by the meeting of the oval bundles of His below the cords of Goll. **B.'s Fissures**. See *Fissures*, Table of.

**Burdock** (*ber'-dok*). See *Lappa*.

**Burdwan Fever** (*berd'-wan fē'-ver*). See *Fever*.

**Buret**, or **Burette** (*bu-ret'*) [Fr.]. A graduated tube designed for measuring small quantities of a reagent. It is usually held vertically in a stand and provided with a stopcock.

**Burggrave's Apparatus**. Same as *Seutin's Apparatus*, with the addition of a layer of wool around the limb.

**Burgundy Pitch**. See *Pix*.

**Burking** [*Burke*, a noted criminal]. Suffocation produced by a combination of pressure on the chest with closure of the mouth and nostrils. This was the method employed by Burke.

**Burmah Boil**. A form of endemic ulcer common in Burnmah.

**Burmese** (*bur-mēz'*) [native]. Pertaining to *Burmah*, a province of Farther India. **B. Lacquer**. See *Lacquer*. **B. Ringworm**, Fox's name for a severe and troublesome form of *Tinea circinata*.

**Burn** [ME., *bernen*, to burn]. 1. To become inflamed. 2. To be charred or scorched. 3. To have the sensation of heat. 4. An injury caused by fire or dry heat. 5. A disease in vegetables. 6. In chemistry, to oxygenize. 7. In surgery, to cauterize.

**Burner** [ME., *bernen*, to burn]. A common name for a lamp or heating apparatus used in laboratories

- for chemic and pharmaceutic purposes. **B., Argand**, uses gas or oil, and contains an inner tube for supplying the flame with air. **B., Bunsen**, a form in which the gas is mixed with a sufficient quantity of air to produce complete oxidation before ignition.
- Burnett's (Sir W.) Disinfecting Fluid.** A strong solution of zinc chlorid (gr. xxv to  $\frac{3}{4}$  j of water) with a little iron chlorid. This is added to one quart of water for use. It is serviceable as an antiseptic and deodorizer, and as a preserver of dead bodies.
- Burning (bern'-ing)** [ME., *bernen* to burn]. Consuming with heat or fire. **B. of the Feet**, a neurotic affection of the soles of the feet, common in India. **B. Oil**, kerosene. The different burning oils are graded according to the two standards of color and fire-test. The colors range from pale-yellow (standard white) to straw (prime white) and colorless (water white). The fire-tests to which the commercial oils are mostly brought are 110° F., 120° F., and 150° F.; that of 110° going mainly to the continent of Europe and to China and Japan, and that of 120° to England. An oil of 150° F. fire-test, and water-white in color, is known in the trade as "*headlight oil*." An oil of 300° F., fire-test, and specific gravity .829 is known as "*mineral sperm*," or "*mineral colza oil*." "*Pyronaphtha*" is a product of Russian petroleum, somewhat similar to mineral sperm oil. It has a specific gravity of .865, and a fire-test of 265° F. **B. Point**, in testing petroleum oils, the temperature at which a spark or lighted jet will ignite the liquid itself, which then continues to burn. This point is usually 6° to 20° C. higher than the flash-point, but there is no fixed relation between the two.
- Burnisher** [ME., *burnischen*, to polish]. An instrument used in polishing different kinds of metals, and in the laboratory of the dentist, for finishing pieces of dental mechanism.
- Burns, Ligament of.** The falciform process of the fascia lata.
- Burns's Amaurosis.** See *Amblyopia, Post-Marital*; also *Amaurosis*.
- Burnt** [ME., *bernen*, to burn]. Scorched; injured by dry heat. Consumed by fire. **B. Alum.** See *Alumen exsiccatum*. **B. Sponge.** See *Spongia usta*. **B. Ocher.** Same as *Ocher*.
- Burow's (von) Operations.** See *Operations, Table of*.
- B. Veins**, small veins joining the portal and general circulations.
- Burra Gookeroo (bur'-ah gook'-er-oo)** [E. Ind.]. The spring carpels of *Tribulus lanuginosus*, a plant of the guaiacum order growing extensively throughout the East, and largely used as a diuretic and aphrodisiac. It has been employed for the relief of nocturnal emissions and impotence. Dose of the fluid extract mxx-1; of the infusion  $\frac{5}{2}$ -1j; of the syrup (for children)  $\frac{3}{4}$  ss-j.
- Burras Pipe (bur'-as pip)** [*burra*, coarse-hair; ME., *pipe*]. A port-caustic.
- Burring (bur'-ing)** [ME., *borre*, a harshness in the throat]. Rhotacism; in stammering, the mispronunciation of the letter *r*. **B. Engine**, a dental appliance for the use of burs, etc., in forming cavities, etc. See *Dental Engine*.
- Burrow (bur'-o)** [ME., *borow*, a hole]. 1. To make a hole or furrow, as in the skin; said of the itch insect. 2. To force a way through, as pus through the tissues.
- Burrowing (bur'-o-ing)** [ME., *borow*, a hole]. The term given to the passage of pus through the tissues, after the formation of an abscess that has not burst or been evacuated by surgical methods.
- Bursa (bur'-sah)** [*bursa*, a purse; *pl.*, *Bursæ*]. A small sac interposed between parts that move upon one another. **B. anserina**, a pouch situated between the long internal lateral ligament and the lower internal hamstring tendons. **B. colera**, the gall-bladder. **B. cordis**, the pericardium. **B. fabricii**, "A glandular organ existing in both sexes and all species of birds; most developed in young birds, more or less atrophied in adults; it opens on the dorsal wall of the cloaca, into the lowest chamber of that organ." (Forbes.) **B. mucosæ**, a bursa situated in subcutaneous areolar tissue. **B., Plantar**, a bursa situated over the instep, either above or below a tendon. **B., Popliteal**, a bursa situated in the popliteal space between the tendon of the semimembranosus and the tendon of the inner head of the gastrocnemius, where they rub against each other. **B., Prepatellar**, a bursa situated over the patella and over the upper part of the patellar ligament. **B., Synovial**, found between tendons and bony surfaces. **B. vaginalis**, the synovial sheath.
- Bursal (bur'-sal)** [*bursa*, a purse]. Pertaining to a bursa, sac, or follicle.
- Bursalogy (bur'-sal'-o-je)** [*bursa*, a purse; *λογία*, science]. The science or study of the bursæ; the anatomy, physiology, and pathology of the bursæ.
- Bursera (bur'-ser-ah)** [*Burser*, a German botanist]. A genus of tropical trees, several species of which afford resinous gums. *B. acuminata* affords caranna; *B. tomentosa* furnishes tcamahac.
- Burseraceous (bur'-ser-a'-se-us)** [*Burser*, a German botanist]. Pertaining to or resembling the genus *Bursera*.
- Bursiculate (bur'-sik'-u-lāt)** [*bursicula*; dim. of *bursa*, a purse]. In biology, pouch or purse-like, or possessing a bursa.
- Bursiform (bur'-sif-orm)** [*bursa*, a purse; *forma*, form]. Resembling a bursa.
- Bursitis (bur'-si'-tis)** [*bursa*, a purse; *ιτις*, inflammation]. Inflammation of a bursa. **B., Tornwaldt's**, catarrhal inflammation of the anterior portion of the median recess of the naso-pharynx.
- Bursula (bur'-su-lah)** [dim. of *bursa*, a purse]. A small bursa; the scrotum.
- Burton's Sign.** See *Signs and Symptoms, Table of*.
- Busch's Operations.** See *Operations, Table of*. **B.'s Version**, in obstetrics, direct version, the head being grasped by one hand; while the other hand pushes the breech of the child upward, the head is pulled down into the cervix.
- Bushmaster (bush'-mast-er)**. See *Lachesis*.
- Busk, Diameter of.** In craniometry, the auriculo-bregmatic diameter. **B., Horizontal Plane of.** See *Plane*.
- Butalanin (bu-tal'-an-in)** [*butyl*; *alanin*], C<sub>5</sub>H<sub>9</sub>(NH<sub>2</sub>)O<sub>2</sub>.  $\alpha$ -amidoisovaleric acid; it consists of shining prisms that sublime without fusing. It is found in the pancreas of the ox.
- Butcher's Operations.** See *Operations, Table of*.
- Butea (bu'-te-ah)** [John, Earl of Bute (1713-92)]. A genus of leguminous tropical trees and shrubs. *B. frondosa* and *B. superba* afford Bengal Kino (see *Kino*); also called Butea Gum. **B. Gum.** See *Kino*.
- Butter (but'-er)** [*butyrum*, butter]. The fatty part of the milk obtained by rupturing the cells of the fat-globules by "churning" or mechanical agitation. Also, various vegetable fats having the consistency of butter, as **B. of Cacao**. See *Theobroma*. Also applied to certain chemical products having the appearance or consistence of butter, as **B. of Antimony**, antimonious chlorid; **B. of Tin**, stannic chlorid; **B. of Zinc**, zinc chlorid. See, also, *Acid, Butyric*. **B.-and-Eggs.** See *Antirrhinum linaria*.



**B.-fat.** 1. The oily portion of the milk of mammalia. 2. The fatty portion of butter, made up of the glycerids of oleic, palmitic, and stearic acids (the so-called insoluble acids), and the glycerids of butyric, caproic, caprylic, and capric acids (the so-called soluble acids). The average proportion of the insoluble acids present in butter-fat is 88 per cent., and the average proportion of the soluble acids from five to six per cent. This gives a very important means of distinguishing between a natural butter and oleomargarin. The pure fat has a sp. gr. of from .910 to .914, and its melting-point varies from 85° to 92° F. **B.-fly**, a winged plegdet or tampon of cotton for vaginal application. **B.-fly Lupus.** Synonym of *Lupus erythematosus*. **B. Kidney.** See *Amyloid Kidney*. **B.-nut.** See *Juglans*. **Butterin** (*but'-er-én*) [*butyrum*, butter]. An artificial substitute for butter, made principally of beef-fat. See *Oleomargarin*. **Buttocks** (*but'-uks*) [ME., *buttok*]. The nates. The fleshy part of the body posterior to the hip-joints, formed by the masses of the glutei muscles. **Button** (*but'-un*) [ME., *boton*]. See *Furunculus orientalis*. **B., Amboyna.** See *Frambesia*. **B., Belly**, the navel. **B., Biskra**, the *Aleppo Ulcer*. **B., Corrigan's**, a steel button-shaped cautery-iron, introduced by Sir J. C. Corrigan (1802-80). **B.-bush**, the bark of *Cephalanthus occidentalis*, a tonic, febrifuge, and diuretic. Dose of fld. ext. ʒ ss-j. Unof. **B.-hole**, Mitral. See *Funnel, Mitral*. **B.-hole Operation.** See *Boutonnière Operation* and *Operations, Table of*. **B.-lac.** See *Lac*. **B.-maker's Chorea.** See *Chorea*. **B.-scurvy**, a disease of privation, apparently similar to siccens or to yaws. **B.-snakeroot**, the root of *Liatris spicata*, and of *Eryngium yuccifolium*; a stimulant, tonic, diuretic, and emmenagogue. Dose of fld. ext. ʒ ss-j. Unof. **Butyl** (*bu'-til*) [*butyrum*, butter],  $C_4H_9$ . A hydrocarbon alcohol radical, that cannot be isolated, and that occurs only in combination with other radicals. **B. Chloral.** See *Chloral butylicum*. **B.-chloral Hydrate.** See *Chloral butylicum*. **Butylamin** (*bu'-til'-am-in*) [*butyrum*, butter; *amin*]. Any primary amin of butyl. The butylamin of cod-liver oil is said to be one of its medicinal constituents. **Butylene** (*bu'-til-en*) [*butyrum*, butter],  $C_4H_8$ . A hydrocarbon belonging to the olefin series. It exists

in three isomeric forms, all of which are gases at ordinary temperatures.

**Butyric Acid** (*bu'-tir'-ik*). See *Acid, Butyric*.

**Butyrin** (*bu'-tir-in*) [*butyrum*, butter],  $C_3H_5(C_4H_7O_2)_3$ . A constant constituent of butter, together with olein, stearin, and other glycerids. It is a neutral yellowish liquid fat, having a sharp, bitter taste.

**Butyrone** (*bu'-tir-on*) [*butyrum*, butter],  $C_7H_{14}O$ . Dipropyl ketone. The principal product of the distillation of calcium butyrate. It boils at 144° and at 20° has a sp. gr. of .82.

**Buxin** (*buks'-in*) [*buxus*, the box-tree]. Bibirin; beerin; pelosin; the alkaloid of *Nectandra*. It is a white, amorphous powder with a persistent bitter taste; very insoluble in water, but easily soluble in alcohol and chloroform. Dose of it or its salts, from grains three to six in pill-form. It is used as a febrifuge. Unof.

**Buxton's Apparatus.** See *Anesthetic*.

**Buxus** (*buks'-us*) [L., the box-tree]. A genus of trees affording boxwood. **B. sempervirens**, the common box or box-tree of Europe and Asia. Its leaves, wood, and oil have been employed in medicine. Unof.

**Buzzi's Operation.** See *Operations, Table of*.

**Byrd's Method.** See *Artificial Respiration*. **B.**

**Operation.** See *Operations, Table of*.

**Byrne's Method.** See *Treatment, Methods of*.

**Byrsa** (*bur'-sah*). Same as *Bursa*.

**Bysma** (*biz'-mah*) [*βίσμα*, a stopper; plug; *pl.*, *Bysmata*]. A plug or tampon.

**Byssaceous** (*bis'-a'-she-us*) [*βύσσως*, a variety of flax]. In biology, composed of fine flax-like threads.

**Byssinosis** (*bis-in-o'-sis*) [*βύσσως*, cotton, flax; *νόσος*, disease]. A diseased condition of the lungs due to the inhalation of cotton-dust in factories.

**Byssocausis** (*bis-o-kaw'-sis*) [*βύσσως*, cotton; *καῖσις*, a burning]. Cauterization by the moxa; moxibustion.

**Byssogenous** (*bis-oi'-en-us*) [*βύσσως*, cotton; *γέννης*, producing]. In biology, producing a byssus.

**Byssus** (*bis'-us*) [*βύσσως*, cotton, flax]. 1. Charpie, lint, or cotton. 2. The hairy growth of the pubic region. 3. In biology, a bunch of silky filaments secreted by the foot, in several molluscs. A name formerly given to the mycelium of large fungi. **B. Gland.** See *Gland*.

**Byssys** (*bis'-is*) [*βύσσως*, flax]. Same as *Byssus*. **B. Gland.** See *Gland*.

**Bythus** (*bith'-us*) [*βυθός*, the depth]. The lower or vesical portion of the abdomen.

## C

- C.** The chemic symbol of *Carbon*. Abbreviation of *centigrade*.
- c.c.** Abbreviation of *cubic centimeter*.
- cm.** Abbreviation of *centimeter*.
- C. M.** Abbreviation of *cras mane*, to-morrow morning.
- C. N.** Abbreviation of *cras nocte*, to-morrow night.
- Caballine Aloes** (*kab'-al-in al'-ös*). See *Aloes*.
- Cabbage** (*kab'-āj*). See *Brassica*. **C. Rose.** See *Rosa centifolia*. **C., Skunk,** a fetid plant of N. America, *Symplocarpus foetidus*. Its tincture and fluid extract are prescribed as antispasmodic and antasthmatic. Unof. **C.-Tree.** See *Andira*.
- Cabinet** (*kab'-in-et*) [Fr., a closet]. A closed compartment. **C., Pneumatic.** See *Pneumatic*.
- Cacæmia** (*kas-e'-me-ah* or *kak-e'-me-ah*). See *Cacemia*.
- Cacæmic** (*kas-* or *kak-em'-ik*). See *Cacemic*.
- Cacain** (*kak-a'-in*) [Nahuatl, *cacauatl*, cacao]. Theobromin, *q. v.*
- Calalia** (*kak-a'-le-ah*) [κακαλία, a plant, colt'sfoot (?)]. A genus of composite-flowered herbs, many species of which have been used in medicine. **C. suaveolens,** is the sweet centaury of N. America. Unof.
- Cacanthrax** (*kak-an'-thraks*) [κακός, bad; ἀνθραξ, a coal]. Contagious anthrax. See *Anthrax*.
- Cacao** (*kak-a'-o*). See *Theobroma*. **C. Butter,** oleum theobromæ is obtained from seeds or nibs of *Theobroma cacao*. It is a pure white fat, with a pleasant odor and taste; it fuses at 86° F. (30° C.); its specific gravity is .945 to .952. It is used in cosmetics, and for pharmaceutical preparations. See also *Theobroma*.
- Cacaphthæ** (*kak-af'-the*) [κακός, bad; ἄφθα, an eruption]. Malignant or cachectic aphthæ. See *Aphthæ*.
- Cacation** (*kak-a'-shun*) [*cacatio*, a going to stool]. Defecation; alvine discharge.
- Cacatory** (*kak'-at-o-re*) [*cacatio*, a going to stool]. Attended with diarrhea; as a cacatory fever.
- Caccagogue** (*kak'-a-gog*) [κάκκη, dung; ἄγωγός, leading]. 1. Aperient; laxative. 2. An aperient, especially an ointment or suppository that induces gentle purgation. [Archaic.]
- Cacemia** (*kas-e'-me-ah*, or *kak-e'-me-ah*) [κακός, bad; αἷμα, blood]. An ill-condition of the blood; depravity of the blood.
- Cacemic** (*kak-em'-ik*) [κακός, bad; αἷμα, blood]. Associated with or suffering from cacemia.
- Cacæsthesia** (*kak-es-the'-sis*) [κακός, bad; αἴσθησις, sensation]. Morbid sensation.
- Cachæmia** (*kak-e'-me-ah*). See *Cacemia*.
- Cachectic** (*kak-ek'-tic*) [κακός, bad; ἔξις, a habit]. Ill-conditioned; marked by cachexia. **C. Aphthæ.** See *Aphthæ*.
- Cachelcoma** (*kak-el-ko'-mah*) [κακός, ill; ἔλκωμα, ulcer; *pl.*, *Cachelcomata*]. A malignant or foul ulcer.
- Cachemia** (*kak-e'-me-ah*). See *Cacemia*.
- Cachet** (*ka-sha'*) [Fr.]. A pharmaceutical preparation consisting of two concave pieces of wafer, varying in size from  $\frac{3}{4}$  to  $1\frac{1}{2}$  inches in diameter, round or oblong in shape, in one of which the powder to be administered is placed, and the other, having previously been moistened, is then laid over the powder and the two margins are pressed together, when they adhere and completely enclose the powder. **C. de Pain.** Same as *Cachet*, *q. v.*
- Cachexia** (*kak-eks'-e-ah*) [κακός, bad; ἔξις, a habit]. A term used to designate any morbid tendency, dyscrasia, depraved condition of general nutrition, or impoverishment of the blood, etc. It is applied particularly to scrofulous, syphilitic, or carcinomatous

- patients. It is characterized by emaciation and a peculiar sallow or muddy complexion. **C. africana,** dirt-eating; geophagy. A disease supposed to be identical with miners' anemia. **C. aquosa,** a dropsical and anemic state. **C. icterica,** jaundice. **C., Lymphatic.** Synonym of *Hodgkin's Disease*. **C., Negro.** Same as *C. africana*. **C., Pachydermic.** See *Myxedema*. **C. strumipriva,** the condition allied to if not identical with myxedema, following the extirpation or arrest of function of the thyroid gland. It is a cretinoid state, characterized in monkeys by hebetude, malnutrition, muscular tremor, puffy edema, leukocytosis, and the presence of mucin in the blood and connective tissue. **C. thyreopriva.** See *Myxedema*. **C. virginum.** See *Chlorosis*.
- Cachexy** (*kak-eks'-e*). See *Cachexia*.
- Cachibou** (*kash-e-boo'*). See *Chibou*.
- Cachinnation** (*kak-in-a'-shun*) [*cachinnare*, to laugh loudly]. Immoderate laughter, as in the insane.
- Cachou** (*kash-oo'*) [Fr. for "catechu"]. An aromatic pill or tablet for concealing the odor of the breath.
- Cachunde** (*ka-chun'-de*) [Sp.]. An oriental electuary used as a breath-perfume, and also as a stomachic and carminative. Unof.
- Cacocholia** (*kak-o-ko'-le-ah*) [κακός, ill; χολή, bile]. A morbid condition of the bile.
- Cacochroia** (*kak-o-kroi'-ah*) or **Cacochræa** (*kak-o-kre'-ah*) [κακός, bad; χροιά, color]. A bad complexion; unnatural color of the skin.
- Cachochylia** (*kak-o-kill'-e-ah*) [κακός, bad; χυλός, juice]. Imperfect or disordered digestion.
- Cachochymia** (*kak-o-kim'-e-ah*) [κακός, bad; χυμός, juice]. A morbid state of the fluids, humors, blood, or secretions; faulty stomachic digestion.
- Cacochymic** (*kak-o-kim'-ik*) [κακός, bad; χυμός, juice]. Affected with cachochymia; dyspeptic.
- Cacocnemia** (*kak-ok-ne'-me-ah*) [κακός, ill; κνήμη, leg]. Thinness or ill-condition of the leg or shin.
- Cacocolpia** (*kak-o-kol'-pe-ah*) [κακός, ill; κόλπος, vagina]. A diseased state of the vagina.
- Cacodemon** (*kak-o-de'-mon*) [κακός, ill; δαίμων, spirit]. An old name for a supposed besetting evil spirit; also, the nightmare.
- Cacodemonia** (*kak-o-de-mo'-ne-ah*) [κακοδαίμονία, possession by an evil spirit]. Supposed possession or obsession by an evil spirit.
- Cacodemonomania** (*kak-o-de-mo-no-ma'-ne-ah*) [κακοδαίμονία, possession by an evil spirit; μανία, madness]. A delusional belief, on the part of a patient, that he is possessed of a devil.
- Cacodontia** (*kak-o-don'-te-ah*) [κακός, bad; ὀδοίς, tooth]. A bad condition of the teeth.
- Cacodyl** (*kak'-o-dil*) [κακός, bad; ὀζειν, to smell; ὕλη, matter], As(CH<sub>3</sub>)<sub>2</sub>. Kakodyl; dimethylarsin; a radical containing arsenic, hydrogen, and carbon. It is a colorless, heavy liquid, with an extremely offensive odor, and poisonous vapor; it is inflammable when exposed to air. Its protoxide is called alkarsin, *q. v.*
- Cacæsthesia** (*kak-o-es-the'-sis*). See *Cacæsthesia*.
- Cacoëthes** (*kak-o-e'-thēz*) [κακός, bad; ἥθος a habit]. Any bad habit, disposition, or disorder.
- Cacogalactia** (*kak-o-gal-ak'-te-ah*) [κακός, bad; γάλα, milk]. A bad or abnormal condition of the milk.
- Cacogastric** (*kak-o-gas'-trik*) [κακός, bad; γαστήρ, the stomach]. Dyspeptic.
- Cacogenesis** (*kak-o-jen'-es-is*) [κακός, bad; γένεσις, formation]. Any morbid, monstrous, or pathologic growth or product.



**Cacoglossia** (*kak-o-glos'-e-ah*) [κακός, evil; γλῶσσα, the tongue]. Gangrene of the tongue.

**Cacolet** (*kak'-o-la*) [Fr.]. A mule-chair or horse-pannier for the transportation of the wounded.

**Cacomorpha** (*kak-o-mor'-fe-ah*) [κακός, bad; μορφή, form]. Malformation; deformity.

**Cachonychia** (*kak-o-nik'-e-ah*) [κακός, bad; ὄνυξ, nail]. Disease or defect of a nail or of the nails.

**Caconym** (*kak'-o-nim*) [κακός, bad; ὄνομα, a name]. An undesirable or objectionable name, e. g., in biologic nomenclature or terminology.

**Cacopathy**, or **Cacopathia** (*kak-op'-a-the* or *kak-o-path'-e-ah*) [κακός, bad; πάθος, illness]. Any severe, malignant, or untoward condition or disease.

**Cacophonia** (*kak-o-fo'-ne-ah*) [κακός, bad; φωνή, voice]. An altered, depraved, or abnormal voice.

**Cacophonous** (*kak-o-fo'-ne-ah*) [κακός, bad; φωνή, voice]. Affected with cacophonia.

**Cacoplastic** (*kak-o-plas'-tik*) [κακός, bad; πλαστός, formed]. 1. Characterized by or adapted to a low degree or kind of organization. 2. Relating to, causing, or attended with defective formation; liable to be changed into an abnormal tissue.

**Cacopragia** (*kak-o-pra'-je-ah*) [κακός, bad; πράσσειν, to do]. Functional derangement, as of nutritive processes, or of organs.

**Cacoproctia** (*kak-o-prok'-te-ah*) [κάκη, gangrene; πρωκτός, anus]. A gangrenous state of the rectum.

**Cacorrhachis** (*ka-kor'-rak-is*) [κακός, ill; ράχις, spine]. A diseased state of the vertebral column.

**Cacorrhinia** (*kak-or-in'-e-ah*) [κακός, ill; ρίς, nose]. Any diseased condition of the nose.

**Cacosmia**, or **Kakosmia** (*kak-oz'-me-ah*) [κακός, foul; ὁσμή, smell]. A repugnant or disgusting smell. **C.**, Subjective, a disturbance of the olfactory nerve or center, from hysteria or from other disease, giving rise to the perception of an offensive smell.

**Cacosomium** (*kak-o-so'-me-um*) [κακός, bad; σῶμα, body]. A hospital for leprosy and other incurable diseases.

**Cacospermia** (*kak-o-sper'-me-ah*) [κακός, ill; σπέρμα, seed]. Any diseased state of the semen.

**Cacosphyxia** (*kak-o-sfik'-e-ah*) [κακός, ill; σφύξις, pulse]. A disordered state of the pulse.

**Cacostomia** (*kak-o-sto'-me-ah*) [κακός, ill; στόμα, mouth]. Any diseased or gangrenous state of the mouth.

**Cacothanasia** (*kak-o-than-a'-ze-ah*) [κακός, bad; θάνατος, death]. A painful death.

**Cacothelin** (*kak-oth'-el-in*)  $C_{42}H_{22}NO_{20}$ . An alkaloid produced from brucin by the action of  $HNO_3$ .

**Cacothymia** (*kak-o-thim'-e-ah*) [κακός, bad; θυμός, mind]. A disordered state of the mind or disposition; mental disorder with moral depravity; insane malignity of temper.

**Cacotrophia** (*kak-o-tro'-fe-ah*). Same as *Cacotrophy*.

**Cacotrophy** (*kak-o-tro'-fo*) [κακός, bad; τρέφειν, to nourish]. Disordered or defective nutrition.

**Cacozyme** (*kak'-o-zim*) [κακός, bad; ζύμη, a ferment]. A disorganizing, putrefactive, fermentative, or pathogenic microorganism.

**Cactina** (*kak-ti'-nah*) [κάκτος, a prickly plant]. A proprietary preparation said to be a proximate principle derived from night-blooming cereus (*Cereus grandiflora* and *C. mexicana*). It is a cardiac stimulant recommended as a substitute for digitalis. Unof.

**Cactus** (*kak'-tus*) [κάκτος, a prickly plant]. A genus of plants. **C. grandiflorus**. See *Night-blooming Cereus*. **C. Nipple**. See *Mammillaria*.

**Cacumen** (*kak-u'-men*) [L.: pl., *Cacumina*]. 1. The top, as of a plant. 2. The culmen of the vermis superior of the cerebellum.

**Cadaver** (*kad-av'-er*) [*cadere*, to fall]. The dead body, especially that of man. A corpse. **C. Tubercle**, anatomic wart. A peculiar circumscribed hyperplasia of the papillary structures of the skin occurring chiefly on the dorsal surface of the hands and fingers of persons who are in the habit of handling dead and decomposing bodies.

**Cadaveric** (*kad-av'-er-ik*) [*cadere*, to fall]. Pertaining to the cadaver or dead body. **C. Alkaloids**, *Ptomaines*, *q. v.* **C. Ecchymoses**, certain post-mortem stains, closely resembling in their general appearance the effects of bruises or contusions. They occur, both externally and internally, on the lowest and most dependent parts of the body. They are also called hypostases, sugillations, and vibices. **C. Spasm**, the early, at times instantaneous, appearance of rigor mortis, seen after death from certain causes. It is also called *instantaneous rigor* and *tetanic rigidity*.

**Cadaverin** (*kad-av'-er-in*) [*cadere*, to fall],  $C_5H_{14}N_2$ . A ptomaine, isomeric with neuridin, and, like it, occurring very frequently in decomposing animal tissues. It is obtained from human hearts, lungs, livers, etc., after three days' decomposition at ordinary temperature,—also from horseflesh, from putrid mussel, from herring and haddock. It is a constant product of the growth of the comma-bacillus, irrespective of the medium. It does not occur in culture-media from which bacteria are absent. It is a thick, water-clear, syrupy liquid, having an exceedingly unpleasant odor, somewhat resembling that of coniin and semen. It is certainly identical with so-called "animal coniin." Putrescin and cadaverin were both formerly believed to be physiologically indifferent; but recent investigations show both bases capable of producing active inflammation and necrosis. The necrosis of the intestinal epithelium in Asiatic cholera seems due to their presence. They also have the power, even in small quantities, of preventing blood from coagulating, and rendering it "laky." Cadaverin is believed by Grawitz to hinder the growth of bacteria. Cadaverin hydrochlorid, on dry distillation, decomposes into ammonium chlorid,  $NH_4HCl$ , and piperidin,  $C_5H_{11}N$ . Whether or not this change, whereby the non-poisonous cadaverin becomes a toxic base, can take place under the influence of bacteria during putrefaction, is not known.

**Cadaverization** (*kad-av'-er-iz-a'-shun*) [*cadere*, to fall]. The passage of a living body to the state of a cadaver. Applied to the algid and cyanotic stage of cholera.

**Cadaverous** (*kad-av'-er-us*) [*cadere*, to fall]. Resembling a cadaver; ghastly; of a deathly pallor.

**Cade** (*kad*) [a Languedoc name]. See *Juniperus*. **C.**, Oil of (*oleum cadinum*), a tarry oil from the wood of *Juniperus oxycedrus*; it is used in the treatment of skin-diseases.

**Cadet's Fuming Liquid**. See *Alkarsin*. **C.'s Test**. See *Tests*, *Table of*.

**Cadiva Insania** (*kad-i'-vah in-sa'-ne-ah*) [L.]. Falling insanity; an old name for epilepsy.

**Cadlock** (*kad'-lok*). Wild mustard, *Brassica sinapis-trum*. See *Brassica*.

**Cadmium** (*kad'-me-um*) [καδμία, calamin].  $Cd = 112$ ; quantivalence 11. A bluish-white metal resembling zinc in its general properties. Only the sulphate and iodid are used in medicine. In its physiologic action it is escharotic and astringent, producing in large doses emesis and violent gastritis. See *Elements*, *Table of*. **C. iodidum**,  $CdI_2$ , used as an ointment, 1 to 8 of lard. **C. sulphas**,  $CdSO_4 \cdot 4H_2O$ , a valuable astringent in gonorrhea and in corneal opacities; used in a lotion in strength of gr.  $\frac{1}{2}$  or 4 to  $\mathfrak{z}$  j of

- water, or as an ointment 1 to 40 of fresh lard. Unof.  
**C.-Red.** See *Conspectus of Pigments*, under *Pigment*.  
**C.-Yellow.** See *Conspectus of Pigments*, under *Pigment*.
- Caduca** (*kad-du'-kah*) [*cadere*, to fall]. See *Decidua*.  
**C. Passio.** See *Caducus Morbus*.
- Caducibranchiate** (*kad-u-se-branč'-ke-āt*) [*caducus*, falling off; *branchiæ*, gills]. In biology, applied to such amphibia as lose the gills or branchiæ upon reaching maturity.
- Caducicorn** (*kad-u'-se-korn*) [*caducus*, falling off; *cornu*, horn]. In biology, applied to animals that shed their horns or antlers.
- Caducity** (*kad-du'-sit-e*) [*caducitas*, senility]. Senility; the feebleness of advanced age.
- Caducous** (*kad-u'-kus*) [*caducus*, falling off]. In biology, the shedding or falling off of certain parts, as gills, antlers, horns. Dropping off very early, as compared with other parts.
- Caducus Morbus** (*kad-du'-kus mor'-bus*) [L.]. Falling sickness; an old name for epilepsy.
- Cæcal** (*se'-kal*). See *Cecal*.
- Cæcalis Verbalis.** See *Word-blindness*.
- Cæcitis** (*se-si'-tis*). See *Cecitis*.
- Cæcum** (*se'-kum*). See *Cecum*.
- Cænæsthesia** (*cen-es-thē'-sis*). See *Cenesthesia*.
- Cænogenetic** (*se-no-jen-et'-ik*) [*κᾰνωγς*, recent; *γένεσις*, generation]. In biology, the appearance of a new character very late in the course of development. This usually arises from comparatively recent variations of the type-form.
- Cæruleus** (*se-ru'-le-us*) [L.]. Sky-blue. **C. morbus**, blue disease. See *Cyanosis*.
- Cærulosis** (*se-ru-lo'-sis*). See *Cyanosis*.
- Cæsalpinia** (*ses-al-pin'-e-ah*) [L.]. A genus of tropical leguminous trees. **C. bonducella.** See *Bonducella*. **C. moringa** has a diuretic bark. All unof.
- Cæsarean Operation** (*se-sar'-e-an*). See *Cesarean*.
- Cæsium** (*se'-se-um*). See *Cesium*.
- Caffea** (*kaf'-e-ah*) [L.]. The seeds of *C. arabica*. The dried and roasted seeds are almost universally used in infusion as a beverage, forming a cerebral stimulant and stomachic tonic. They are valuable in promoting digestion and allaying hunger and fatigue. Coffee frequently causes excessive palpitation of the heart. Its properties are due to an alkaloid, **Caffein**,  $C_8H_{10}N_4O_2 \cdot H_2O$ , identical with *Thein*. See *Tea*. Dose of the alkaloid gr. j-v. **C. citrate.** Dose gr. j-v. **C. valerianas**, for nervous vomiting in hysteria. Dose gr. j-iv. Ext. **Caffæ Viridis Fld.** Unof. Intended as a substitute for the Fluid Extract of Guarana. Dose  $\frac{1}{2}$  ss-ij. See *Guarana*. **Injectio Caf. Hypodermatica**, one grain of caffein in three minims. Dose  $\frac{1}{2}$  j-vj.
- Caffein** (*kaf'-e-in*) [*caffea*, coffee].  $C_8H_{10}N_4O_2 + H_2O$ . Thein; an alkaloid that occurs in the leaves and beans of the coffee-tree, in tea, in Paraguay tea, and in guarana, the roasted pulp of the fruit of *Paullinia sorbilis*. It occurs in long, silky needles, slightly soluble in cold water and alcohol, with a feebly bitter taste. It is a cerebral and spinal stimulant. See *Caffea*. **C. citrata**, citrated caffein, prepared by dissolving equal weights of caffein and citric acid in double the quantity of hot distilled water. Dose gr. ij-x. **C. citrata effervescens**, effervescent citrated caffein. Dose  $\frac{1}{2}$  j-ij in water. **C.-iodol**, a crystalline addition-product obtained by mixing alcoholic solutions of caffein and iodol in molecular proportion. It contains 74.6 per cent. of iodol and 25.4 per cent. of caffein, and is a light-gray, odorless, tasteless, and nearly insoluble compound. It is proposed as a substitute for iodol. Unof.
- Caffeina** (*ka-fe'-in-ah*). See *Caffein*.
- Caffeinism** (*kaf'-e-in-izm*) [*caffea*, coffee]. Chronic coffee-poisoning; a train of morbid symptoms due to excess in the use of coffee.
- Cagot** (*kah-go'*) [Fr.]. 1. A member of an outcast race or clan in the S. W. of France; formerly regarded as lepers. 2. (By error) a cretin. **C. Ear.** See *Ear Deformities*.
- Cahinca, or Cainca** (*kah-hing'-kah*) [native S. American]. The diuretic root of *Chiococca racemosa*, *C. densifolia*, or *C. anguifuga*, rubiaceous shrubs of tropical America. Unof.
- Cahn and V. Mering's Method.** A method of estimating the amount of acids in the stomach. It consists in distilling the contents of the stomach with water three times. The volatile acids are estimated in the distillate. The residue is shaken six times with 500 c.c. of ether, and this is evaporated to dryness, and the lactic acid estimated by titration. The residue contains the HCl, and this also can be estimated by titration.
- Caicedra** (*kāl-se'-drah*) [origin unknown]. 1. The *Cedrela odorata*, a large tree of tropical America. The bark and wood are used in intermittent fevers; a fragrant oil (cedar-wood oil) is distilled from the wood. The tree also affords a resin. 2. The *Khaya senegalensis* of Africa and tropical America, a tree that closely resembles the foregoing.
- Cailetet's Test.** See *Tests, Table of*.
- Caillian's Test.** See *Tests, Table of*.
- Caisson Disease** (*ka'-son dia-zē'*). The symptoms due to increased atmospheric pressure sometimes occurring in divers, caisson workers, etc. Paraplegia, hemiplegia, anesthesia, or apoplectic attacks are common, but paralysis of the legs is the most frequent symptom, coming on only after return to the normal atmosphere. The nature of the lesion is obscure.
- Cajeput Oil** (*kaf'-e-put oil*). See *Cajuputi, oleum*.
- Cajuputene** (*kaj-u-pu-tēn'*) [Malay],  $C_{10}H_{16}$ . The principal constituent of cajeput oil; it is a liquid of an agreeable odor.
- Cajuputi, Oleum** (*kaj-u-pu'-te, ol'-e-um*). [Malay, "white wood;" *oleum*, oil]. Oil of Cajuput. A volatile oil distilled from the leaves of *Melaleuca leucadendron*. It resembles oil of turpentine in its general effects, being irritant externally and producing a sense of warmth internally, with accelerated pulse. It is used with benefit for flatulent colic, dropsy, hysteria, and cutaneous disorders; it also relieves toothache. Dose  $\frac{1}{2}$  j-v. **C., Spiritus** (B.P.). Dose  $\frac{1}{2}$  ss-j.
- Cajuputol** (*kaj-u-pu'-tol*) [Malay, *Cajuputi*, white wood]. The more limpid part of oil of cajuput; it is found also in some other fragrant volatile oils.
- Cake Colors** (*kāk kul'-orz*). See *Pigments, Colors, and Dyestuffs*.
- Caked** (*kākd*) [ME., *cake*]. Compressed or hardened into a solid mass. **C. Breast**, a breast in a puerperal woman in which the milk has become hardened and inspissated. **C. Bag**, in cows, an inflammation of the mammary gland.
- Calabar Bean** (*kal'-ab-ar hēn*). See *Physostigma*.
- Calabarin** (*kal-ab'-ar-in*) [*Calabar*]. An alkaloid from Calabar bean, apparently acting much like strychnin.
- Kaladana** (*kal-ad-a'-nah*). See *Kaladana*.
- Caladium** (*kal-a'-de-um*) [L.]. A genus of large-leaved araceous plants. **C. bicolor**, of Brazil, is anthelmintic and cathartic. Various other species are employed locally in medicine. Unof.
- Calage** (*kal-ahzh'*) [Fr., *wedging*]. A method of prophylaxis or treatment of sea-sickness by fixation of the viscera by pillows placed between the abdomen and



the wall of the cabin and between the back and edge of the berth, the patient lying upon the side.

**Calamary** (*kal'-am-a-re*) [*καλαμυρί*, inkstand]. Same as *Cuttle-bone*.

**Calamin** (*kal'-am-in*) [*calamina*, a corruption of *cadmia*]. Native zinc carbonate. *Calamina preparata*, the prepared calamin, washed and pulverized, is used mainly as an external esiccant and astringent. *Unguentum calamina*, Turner's cerate. Unof.

**Calamint, Calaminth** (*kal'-am-int* or *-minth*). Any plant of the labiate genus *Calamintha*. The calamints are aromatic stimulants, with the general properties of the other mints, such as pennyroyal. Unof.

**Calamistrum** (*kal-am-is'-trum*) [*calamus*, a reed]. In biology, one of the spines found on the hind-legs of spiders, used in arranging the silk as it issues from the spinnerets.

**Calamus** (*kal'-am-us*) [L., a reed; *gen.*, *Calami*]. Sweet Flag. The rhizome of *Acorus calamus*. It contains a volatile oil and *acorin*, a bitter nitrogenous principle. The root is an aromatic, stomachic tonic, and a common ingredient of many popular "bitters." **C.**, **Ext.**, **Fld.** Dose  $\mathfrak{m}$  xv- $\mathfrak{z}$ . **C.**, **Draco**, a species of rattan-palm that affords a part of the so-called Dragon's Blood (*q. v.*) of commerce. **C. scriptorius** (a writing pen or reed). The groove on the floor of the fourth ventricle, at the end of which is the ventricle of Arantius.

**Calapitte** (*kal'-ap-it*) [Mex., *calappa*, the cacao-tree]. A concretion found occasionally in the cocoa-nut; vegetable bezoar. It is valued as an amulet in the East.

**Calathidium** or **Calathium** (*kal-ath-id'-e-um* or *kal-ath'-e-um*) [*κάλαθος*, a vase-shaped basket]. In biology, applied to the flower-heel in certain of the *Compositæ*.

**Calathiform** (*kal-ath'-if-orm*) [*κάλαθος*, a vase-shaped basket; *forma*, form]. In biology, shaped like a cup, vase, or bowl, hemispherical, or concave.

**Calberla's Method.** A method of imbedding microscopic specimens in egg-emulsion. The white of several eggs is separated from the yolks, the chalazæ removed, and the white cut up with a pair of scissors. To each 15 parts of white add one part of a 10 per cent. solution of sodium carbonate (10 parts of calcined sodium carbonate to 100 parts of water). To this solution add the well-shaken yolks and again shake well. Pour the mixture into a deep vessel, allow to settle, remove the scum, and the mass is ready for use. The specimens, after being well washed in water, are placed in this mass until permeated. They are then fastened with pins to the freshly-cut surface of a piece of hardened mass.

**Calcaneal** (*kal-ka'-ne-al*) [*calcaneum*, the heel]. In biology, relating to the heel-bone, or calcaneum, or to a tuberosity in birds, resembling the calcaneum.

**Calcaneo-astragalar** (*kal-ka'-ne-o-as-trag'-al-ar*). See *Calcaneo-astragaloid*. **C.-astragaloid**, relating to the calcaneum and the astragalus. **C.-cavus**, a club-foot that combines the characters of calcaneus and cavus. **C.-cuboid**, belonging to the calcaneum and the cuboid. **C.-scaphoid**, belonging to the calcaneum and the scaphoid bone. **C.-valgo-cavus**, club-foot combining the features of calcaneus, valgus and cavus.

**Calcaneum** (*kal-ka'-ne-um*) [L., the heel]. A common name for the *os calcis* or heel-bone.

**Calcaneus** (*kal-ka'-ne-us*) [*calcaneum*, the heel]. Club-foot in which the heel alone touches the ground, the instep being drawn up toward the shin.

**Calcar** (*kal'-kar*) [L., a spur]. 1. Any spur or spur-like point, as the hippocampus minor. 2. Ergot of rye. 3. The calcaneum. **C. avis**, the hippocampus minor.

**Calcareous** (*kal-ka'-re-us*) [*calx*, limestone]. Pertaining to or having the nature of limestone. **C. Degeneration.** See *Degeneration*.

**Calcarine** (*kal'-kar-in*) [*calcar*, a spur]. Relating to the hippocampus minor. **C. Fissure.** See *Fissure*.

**Calceiform** (*kal'-se-if-orm*) [*calceus*, a shoe; *forma*, form]. In biology, resembling in shape a shoe or slipper, as the corolla of certain flowers.

**Calceolaria** (*kal-se-o-la'-re-ah*) [L., like a slipper]. A genus of scrophulariaceous plants, mostly of the Andean region. Many of the species have a high local reputation as alteratives and antisiphilitics; several are emetic and purgative. Unof.

**Calcic** (*kal'-sik*) [*calx*, lime]. Of or pertaining to lime. **C. Inflammation of Gums and Peridental Membrane.** Inflammation caused and maintained by deposits of calculus on the necks of the teeth.

**Calcicosis** (*kal-sik-o'-sis*) [*calx*, lime; *vócos*, disease]. Marble-cutter's phthisis; phthisis due to the inhalation of marble-dust.

**Calcification** (*kal-sif-ik-a'-shun*) [*calx*, lime; *fiere*, to become]. The deposit of calcareous or other insoluble crystalline matter within the tissues of the body.

**Calcigerous** (*kal-sif'-er-us*) [*calx*, lime; *gerere*, to bear]. Containing lime or a lime-salt; as the calcigerous cells of the dentine, or calcigerous tubules in bone.

**Calcigrade** (*kal'-sig-rād*) [*calx*, heel; *gredi*, to walk]. Walking on the heels.

**Calcination** (*kal-sin-a'-shun*) [*calcinare*, to calcine]. The process of driving off the volatile chemical constituents from inorganic compounds. The expulsion of carbon dioxide from carbonates.

**Calcine** (*kal'-sin* or *kal-sin'*) [*calcinare*, to calcine]. To separate the inorganic elements of a substance by subjecting it to an intense heat.

**Calcium** (*kal'-se-um*) [*calx*, lime.] [*gen.*, *Calcii*].  $\text{Ca} = 40$ ; quantivalence 11. A brilliant, silver-white metal, the basis of lime and limestone, characterized by strong affinity for oxygen, and isolated with great difficulty. See *Elements, Table of*. It is best known in the form of *calcium oxid*, quicklime; *C. hydrate*, slaked lime; and *C. carbonate*, chalk. The preparations of lime used in medicine are usually alkaline and slightly astringent. Calcium oxid is a powerful escharotic. **C. benzoas**,  $\text{Ca}(\text{C}_6\text{H}_5\text{O}_2)_2$ , used in nephritis and albuminuria of pregnancy. Dose gr. v-x. **C. carbonate Test.** See *Tests, Table of*. **C. chloridum**,  $\text{CaCl}_2$ , soluble in water. Dose gr. x-xx. **C. chlorid.**, *Liq.* (B. P.): Dose  $\mathfrak{m}$  xv-l. **Calcii bromidum.** See *Bromin*. **C. Carb. Precipitatus**,  $\text{CaCO}_3$ , insoluble in water, but soluble in acids, with effervescence. Dose gr. v-xx. **C. hypophosphis**,  $\text{Ca}_2\text{PH}_2\text{O}_2$ . See *Phosphorus*. **C. Phosphas Precipit.**,  $\text{Ca}_3(\text{PO}_4)_2$ . See *Phosphorus*. **Calcis Liniment**, caron oil, contains equal parts of lime-water, and olive oil. **C.**, **Liquor**, lime-water, contains about  $1\frac{1}{2}$  parts of lime in 1000 of water. Dose  $\mathfrak{z}$  ss-ij. **C. Liq. Saccharatus** (B. P.). Dose  $\mathfrak{m}$  xv- $\mathfrak{z}$  j. **C.**, **Syr.**, saccharated syrup of lime, contains lime 65, sugar 40, water q. s. It is the antidote to poisoning by carbolic or oxalic acid. Dose  $\mathfrak{z}$  ss-ij. **Calx**,  $\text{CaO}$ , calcium oxid, quicklime, not used internally. **C. chlorinata.** See *Chlorin*. **C. Sulphurata.** Dose gr.  $\frac{1}{10}$ . **Creta**, native calcium carbonate; chalk. **C. Mist.**, consists of *C. pulv.* comp. 20, cinnamon-water 40, water 40. Dose  $\mathfrak{z}$  ss. **C. Preparata**, chalk freed from impurities by washing and elutriation. Dose gr. v-xx. **C. Pulv. Aromat.** (B. P.). Dose gr. x- $\mathfrak{z}$  j. **C. Pulv. Aromat. comp Opil** (B. P.). Dose gr. x- $\mathfrak{z}$  j. **C. Pulv. Comp.**, compound chalk-powder,

consists of *C. prep.* 30, *acacia* 20, *sugar* 50 parts. Dose gr. v-5j. **Testa præparata**, prepared oyster-shell. Unof. Dose gr. x-xx. **C. trochisci**, each contains prepared chalk 4 gr., *acacia* 1, *sugar* 6, with a little nutmeg.

**Calculus** (*kal'-ku-la-re*) [*calculus*, a stone]. Relating to or of the nature of a calculus.

**Calculifragous** (*kal'-ku-tif'-rag-us*) [*calculus*, a stone; *frangere*, to break]. Lithotritic; breaking or reducing a stone in the bladder.

**Calculous** (*kal'-ku-lus*) [*calculus*, a stone]. Of the nature of a calculus.

**Calculus** (*kal'-ku-lus*) [dim. of *calx*, chalk: *pl.*, *Calculi*]. A calcareous or stone-like concretion found in the bladder, kidney, etc. **C., Arthritic**, a gouty concretion. **C., Biliary**, a gall-stone. **C., Bronchial**, a concretion in an air-passage. **C., Cutaneous**. See *Milium*. **C., Dental**, tartar on the teeth or gums. **C., Fusible**, a urinary calculus composed of phosphates of ammonium, calcium, and magnesium. **C., Lacteal**, or **Mammary**, a calcareous nodule sometimes obstructing the lactiferous ducts. **C., Mulberry**, the oxalate-of-lime variety, resembling a mulberry in shape and color. **C., Nasal**. See *Rhinolith*. **C., Prostatic**, one in the prostate gland. **C., Renal**, a calculus found in the kidney, producing what has been called nephritic colic. **C., Salivary**, one forming in the ducts of the salivary glands. **C., Uterine**, an intrauterine concretion; a wombstone; formed mainly by calcareous degeneration of a tumor. **C., Vesical**, one that may have originally descended from the kidney or formed primarily in the bladder.

**Calea** (*kal'-e-ah*) [L.]. A genus of tropical American composite-flowered plants. **C. zacatechichi**, a Mexican plant, tonic, antiperiodic, and a hepatic stimulant. Unof.

**Caledonia Brown**. See *Conspectus of Pigments*, under *Pigment*.

**Calefacient** (*kal-e-fa'-she-ent*) [L., *calidus*, warm; *facere*, to make]. 1. Warming; producing a sensation of heat. 2. A medicine, externally applied, that causes a sensation of warmth.

**Calefactor** (*kal-e-fak'-tor*) [*caledus*, warm; *facere*, to make]. A warmer; a little, portable stove; a pocket stove; a chafing-dish.

**Calendula** (*kal-en'-du-lah*) [*calendæ*, the first day of the month: *gen.*, *Calendulæ*]. Marigold. The flowering plant known as the garden-marigold, *C. officinalis*. **C., Tinct.**, contains 20 per cent. of the leaves and stems. It is used exclusively as a local application to wounds, bruises, and ulcers, and has been vaunted as a cure for carcinoma.

**Calendulin** (*kal-en'-du-lin*) [*calendæ*, the first day of the month]. An amorphous principle obtainable from calendula.

**Calentur** (*kal'-en-tür*) [Sp., *calentura*, heat; L., *calere*, to be hot]. A tropical remittent fever with delirium; formerly, a supposed fever of this kind that attacked mariners, leading them to leap into the sea.

**Calf** [ME., *calfe*]. The thick fleshy posterior portion of the leg. See *Sura*. **C.-bone**, the fibula. **C.-knee**. See *Genu Valgum*.

**Calices of the Kidneys** (*ka'-lis-ēz*). Plural of *Calyx*. The cup-like tubes of the ureter that encircle the apices of the Malpighian pyramids of the kidneys.

**Calico Bush** (*kal'-ik-o-boosh*). See *Kalmia*.

**Californiana** (*kal-if-er'-ne-ah*) [Mex.]. A western State. **C. Buckthorn**. See *Cascara Sagrada*. **C. Elm**. See *Fremontia*. **C. Feverbush**. See *Garrya*. **C. Laurel**, the leaves of *Umbellularia californica*, common to the Pacific slope. It is recommended for nervous headaches, cerebro-spinal meningitis, neu-

ralgia, etc. Dose of fld. ext., gtt. x-xxx. **C. Poppy**. See *Eschscholtzia californica*.

**Caligated** (*kal'-ig-a-ted*) [*caliga*, a boot]. In biology, applied to the booted tarsus of the typical oscine birds.

**Caligation** (*kal'-ig-a'-shun*), or **Caliginosity** (*kal'-ij-in-ös'-it-e*). See *Caligo*.

**Calignani's Operation**. See *Operations*, *Table of*.

**Caligo** (*kal-i'-go*) [L.]. Dimness of vision; an opacity of the cornea, lens, or vitreous humor.

**Caligula** (*kal'-ig'-u-lah*) [*caliga*, a boot]. In biology, applied to the tarsal envelop of oscine birds.

**Caliology** (*kal-e-ol'-o-je*) [*καλία*, a nest; *λέγειν*, to speak]. In biology, the systematized knowledge of birds' nests.

**Calipers** (*kal'-ip-erz*) [corruption of *caliber*]. Compasses with curved legs; they are used in vulcanite and celluloid dental work to measure the thickness of the plate. Calipers are used also in pelvimetry, craniometry, and other measurements of parts of the body.

**Calisaya** (*kal-is-a'-yah*) [South America]. *Cinchona* bark, especially that of *Cinchona calisaya*. See *Cinchona*.

**Calisthenics**, or **Callisthenics** (*kal-is-then'-iks*) [*καλός*, beautiful; *σθένος*, strength]. The practice of various rhythmic movements of the body and of the limbs, intended to develop the muscles and produce gracefulness of carriage; light gymnastics, especially designed for the use of girls and young women.

**Callaway's Test**. In dislocation of the shoulder the loss of from one to two inches in the vertical circumference of the shoulder-joint of the injured side, as determined by measuring with a tape-line over the acromion and through the axilla. This test is not reliable after traumatic swelling has set in.

**Callicarpa** (*kal-ik-ar'-pah*) [*καλός*, beautiful; *καρπός*, fruit]. A genus of verbenaceous plants. **C. americana**, a shrub of the U. S., called "French Mulberry," is used locally for skin-diseases and for dropsy. Unof. **C. bonplandiana**, of South America, and **C. cana**, **C. lanata**, and **C. rheedii**, of the E. Indies, are similarly employed. All unof.

**Callicsection** (*kal-is-ek'-shun*) [*callus*, insensibility; *sectio*, a cutting]. Painless vivisection.

**Callisen's Operation**. See *Operations*, *Table of*.

**Callitriche** (*kal-it'-rik-e*) [*καλός*, beautiful; *τριξ*, hair]. A genus of aquatic herbs. **C. heterophylla** and **C. verna** are diuretic; these and other species afford a mucilage employed as a hair-dressing and they are used in domestic practice for making poultices. Unof.

**Callosal** (*kal-o'-sal*) [*callosus*, hard]. Pertaining to the corpus callosum.

**Callose** (*kal'-ös*) [*callosus*, thick-skinned, hard]. In biology, having hardened spots or protuberances.

**Callositas** (*kal-os'-it-as*). See *Callosity*.

**Callosity** (*kal-os'-it-e*) [*callus*, hardness]. *Callositas*, *Tylosis*, *Tyloma*, *Keratoma*. A hard, thickened patch on the skin produced by excessive accumulation of the horny layers.

**Calloso-marginal** (*kal-o-so-mar'-jin-al*) [*callosus*, hard; *margo*, margin]. Relating to the callosal and marginal gyri of the brain.

**Callosum** (*kal-o'-sum*). The bridge of white nerve-substance joining the hemispheres of the brain. It has also been called *Corpus callosum*, *Trabs cerebri*, and *Commissura magna*. See illustrations under *Brain*.

**Callous** (*kal'-us*) [*callosus*, hard]. Hard; tough, like callus.

**Callus** (*kal'-us*) [L.]. 1. A callosity; hardened and thickened skin. 2. The new growth of incomplete osseous tissue that surrounds the ends of a fractured



bone, during the process of repair. See *Callosity*.  
**C.**, **Permanent**, the permanent bond of bony union after re-absorption of the **C.** **Provisional**, or cartilage-like, plastic material first thrown out. **C. of Skin**, induration and thickening of the skin.  
**Calmant** (*kahm'-ant*) [ME., *calme*]. A calmative medicine.  
**Calmative** (*ka(h)l'-mat-iv*) [ME., *calme*]. 1. Calming; sedative. 2. An agent that produces a calming or sedative effect.  
**Calomel** (*kal'-o-mel*). See *Hydrargyrum*.  
**Calophyllum** (*kal-o-fil'-um*) [*καλός*, beautiful; *φύλλον*, leaf]. A genus of large tropical guttiferous trees. Several of the species (as *C. tacamahaca*, *C. inophyllum*) yield medicinal oils and resins. Unof.  
**Calor** (*ka'-lor*) [L. "heat"]. 1. Heat. 2. Moderate fever heat; less than *fever* and *ardor*. **C. animalis**, animal heat. **C. febrilis**, fever-heat. **C. fervens**, boiling heat. **C. innatus**, natural or normal heat. **C. mordicans**, biting or pungent heat (an unfavorable symptom of typhus). **C. nativus**, native or animal heat; blood heat; normal heat. **C. internus**, inward fever: fever not appreciable on the surface of the body.  
**Caloricity** (*kal-or-is'-it-e*) [*calor*, heat]. The heat-producing power of the living animal body.  
**Calorie** (*kal'-or-e*) [Fr.]. See *Calory*.  
**Calorificient** (*kal-or-if-a'-she-ent*) [*calor*, heat; *facere*, to make]. Heat-producing (applied to certain foods).  
**Calorimeter** (*kal-or-im'-et-er*) [*calor*, heat; *μέτρον*, a measure]. An instrument for transforming the potential energy of the food into heat, and for measuring the number of heat-units produced. Two forms are used, the Water-Calorimeter and the Ice-Calorimeter.  
**Calorimetry** (*kal-or-im'-et-re*) [*calor*, heat; *μέτρον*, a measure]. The estimation of the heat-units by the calorimeter.  
**Calorimotor** (*kal-or-im-o'-tor*) [*calor*, heat; *motor*, mover]. A galvanic battery that produces heating-effects, generating electricity in large quantity, but not necessarily with a high electro-motive force.  
**Calorinosis** (*kal-or-in'-es-is*) [*calor*, heat: *pl.*, *Calorinosis*]. Any disease characterized by an alteration in the quantity of animal heat.  
**Calory** (*kal'-or-e*) [Fr., *Calorie*]. A heat-unit; the amount of heat required to raise the temperature of one kilogram of water one degree Centigrade. See *Unit*.  
**Calotropis** (*kal-o'-ro-pis*) [*καλός*, beautiful; *τρόπις*, a ship's keel]. A genus of E. Indian asclepiadaceous trees and shrubs. See *Madar*.  
**Caltha** (*kal'-thah*) [L.]. A genus of ranunculaceous herbs. **C. palustris**, the marsh-marigold of cold and cool regions; it is vesicant when fresh. It is often cooked and eaten as a pot-herb. Unof.  
**Calumba** (*kal-um'-bah*) [native Mozambique, *kalumb*]. Columbo. The root of *Jateorrhiza calumba*, native to S. Africa and parts of the E. Indies. It is an excellent example of a simple bitter, and contains a bitter principle, *Calumbin*,  $C_{27}H_{42}O_7$ , of which the dose is gr. j-ij. It is not astringent, and may be prescribed with salts of iron. It is useful in atonic dyspepsia, and as a mild, appetizing tonic in convalescence. **C.**, **Ext.** (B. P.). Dose gr. ij-x. **C.**, **Fld. Ext.** Dose  $\text{m}\nu$ -xxx. **C.**, **Infus.** (B. P.). Dose  $\frac{3}{4}$ j-ij. **C.**, **Tinct.**, contains ten per cent. of C. Dose  $\frac{3}{4}$ ss-ij. See also *American Columbo*.  
**Calumbin** (*kal-um'-bin*). See *Calumba*.  
**Calva** (*kal'-vah*). Same as *Calvaria*.  
**Calvaria** (*kal va'-re-ah*) [*calva*, the scalp]. The upper part of the skull.  
**Calvarian** (*kal va'-re-an*) [*calva*, the scalp]. Relating to the calvaria.

**Calvarium** (*kal va'-re-un*). See *Calvaria*.  
**Calvert's Test**. See *Tests*, *Table of*.  
**Calvities** (*kal-vish'-e-ē*) [*calvus*, bald]. Baldness, especially general or senile baldness. See *Alopecia*.  
**C. senilis**. See *Alopecia senilis*.  
**Calx** (*kalks*) [L.]. The heel. In chemistry, a name formerly applied to any oxid of a metal, especially an alkaline metal, and chiefly to lime, or oxid of calcium, CaO. See *Calcium*.  
**Calycanthemous** (*kal-ik-an'-them-us*) [*κάλυξ*, calyx; *ἄνθεμον*, a flower]. In biology, with petaloid sepals.  
**Calycanthin** (*kal-ik-an'-thin*) [*κάλυξ*, calyx; *ἄνθος*, flower],  $C_{30}H_{28}O_{22}$ . A glucosid obtained from certain plants of the genus *Calycanthus*.  
**Calycanthus** (*kal-ik-an'-thus*) [*κάλυξ*, calyx; *ἄνθος*, flower]. A genus of North American shrubs. **C.**, **floridus**, the Carolina allspice, sweet-shrub, or bubbly, is tonic, emetic, and antifebrile. **C. occidentalis** is the California sweet-shrub. Unof.  
**Calyciflorate** (*kal-is-e-flo'-rat*) [*calyx*, calyx; *flos*, flower]. In biology, with the petals and stamens borne on the calyx.  
**Calycine** (*kal'-is-in*) [*calyx*, calyx]. In biology, pertaining to or resembling a calyx.  
**Calycle** (*kal'-ik-l*) [*calyculus*, a little calyx]. In biology, applied to parts that resemble a calyx, as the bracts or leaflets of certain plants, or the cup-cells of zoöphytes.  
**Calycular** (*kal-ik'-u-lar*) [*calyculus*, a calycle]. 1. In biology, having bracts resembling accessory calices or a cup-cell resembling a calycle. 2. An old name for the plant *Hioscyamus*.  
**Calymna** (*kal-in'-nah*) [*καλύπτειν*, to cover, hide]. A jelly-like envelop of radiolarians.  
**Calypyomy** (*kal-if-i'-o-me*) [*κάλυξ*, a calyx; *φύειν*, to grow]. In biology, the growing together of sepals and petals.  
**Calyptra** (*kal-ip-te'-rah*) [*καλυπτήριον*, a covering]. In biology, the tail coverts of birds.  
**Calyptriblastic** (*kal-ip-to-blas'-tik*) [*καλυπτός*, covered; *βλαστός*, a germ]. In biology, having capsulated generative buds, as the campanularian and sertularian hydroids.  
**Calyptra** (*kal-ip'-trah*) [*καλύπτρα*, a veil]. In biology, a hood-like body covering the fruit-organ in plants, as the modified archegonium of mosses, or the united bracts of some flowers.  
**Calyptrate** (*kal-ip'-trāt*) [*καλύπτρα*, a veil]. In biology, having a hood-like investment.  
**Calyptragen** (*kal-ip'-tro-gen*) [*καλύπτρα*, a veil; *γένης*, producing]. In biology, the root-cap.  
**Calyx** (*ka'-likes*) [*κάλυξ*, the cups or calyx of a flower: *pl.*, *Calices*]. In biology, applied to various cup-like ensheathing structures, as the funnel-shaped tissues surrounding the Malpighian pyramids of the kidney, the cups of a polyzoon, or a Crinoid; an ovarian capsule. **C. of Ovum**, the wall of the Graafian follicle from which the ovum has escaped.  
**Camass** (*kam-as'*) [nat. American Indian]. The edible bulb of *Camassia esculenta*, *C. fraseri*, or *C. leichtlinii*, squill-like plants of Western N. America. Death Camass, the poisonous root or bulb of *Zygadenus venenosus*; called also *hog's potato*, as it is eaten by swine. The bulb or corm of the Blue Camass (*Brodiaea grandiflora*), is also considered poisonous, although it may be eaten.  
**Camata** (*kah-mah'-tah*) [origin unknown]. The dried acorns of *Quercus ægilops*, used in the arts for their astringency. See *Camatina* and *Valonia*.  
**Camatina** (*kah-mah-te'-nah*) [origin unknown]. The immature acorns of *Quercus ægilops*, used in the arts for their astringency. See *Camata* and *Valonia*.

- Cambiform** (*kam'-bif-orm*) [*cambium*, *cambium*; *forma*, shape]. In biology, applied to narrow, thin-walled succulent cells, often found in connection with sieve-tubes, but whose nature is not well understood.
- Cambi-Resin** [East Indian]. The resinous juice of *Garcinia lucida* an E. Indian plant. It has been recommended for use in hospital dressings, from which it is said to expel flies.
- Cambium** (*kam'-be-um*) [L.]. In biology, a layer of tissue formed between the wood and the bark of exogenous plants. It is composed of extremely delicate, thin-walled cells, filled with protoplasm and organizable nutrient matter, and appearing like a thin film of mucilage.
- Camboja** (*kam-bo'-je-ah*) [*Camboja*, or *Cambodia*, a country in Farther India]. Gamboge. A resinous gum from *Garcinia hanburyi*, a tree native to Southern Asia. Its properties are due to *gambogic acid*. It is a drastic hydragogue cathartic, decidedly diuretic. **C.**, **Pil. Comp.**, (B. P.), contains gamboge, Barbadoes aloes, hard soap, compound powder of cinnamon, and syrup. Dose gr. v-x. It is also officially a constituent of **Pil. Cath. Comp.** See *Colocynth*. Dose gr. ij-v.
- Cambuca** (*kam-but'-kah*) [L.]. An old name for a bubo or venereal ulcer.
- Camel's Hair**. The hair of the camel, used in Africa, Asia Minor, and the Caucasus, and latterly in Europe, for the manufacture of woven goods, that are made from the unbleached hair. **C.'s-h. Brush**, a small fine brush used for making various applications to the surface of the body, and for cleansing the ear, etc.
- Camellina** (*kam-el'-i'-nah*) [*χαμαι*, dwarf; *λίνον*, flax]. A genus of cruciferous plants. **C. sativa**, the gold of pleasure. A cruciferous plant of the old world, naturalized in N. America. Its seeds afford a fixed oil; the plant itself was formerly esteemed in eye-diseases. Unof.
- Camellia** (*kam-el'-e-ah*) [after Kamel, a scientist of the seventeenth century]. A genus of shrubs. **C. theifera**. See *Tea*.
- Camellin** (*kam-el'-in*) [see *Camellia*],  $C_{55}H_{81}O_{19}$ . A glucoside obtained from the seeds of *Camellia japonica*.
- Camembert Cheese**. See *Cheese*.
- Camera** (*kam'-er-ah*) [*καμάρα*, an arched roof or chamber]. In biology, a chamber or vaulted structure. In optics, the chamber or dark-box of the apparatus used for photography. **C. cordis**, the enveloping membrane of the heart, the pericardium. **C. of Cranium**, the chamber of the skull. **C. lucida**, an optical device for superimposing or combining two fields of view in one eye, invented by the chemist Wollaston. **C. oculi**, the chamber of the eye.
- Camerated** (*kam'-er-a-ted*) [*καμάρα*, a vault]. In biology, chambered, vaulted.
- Camerer's Method**. A method of estimating uric acid in the urine. It is done by means of Salkowski's magnesia mixture (one part of crystallized magnesium sulphate, two parts of ammonium chlorid, four parts of ammonia solution, of sp. gr. 0.924, and eight parts of water), to remove the phosphates, and the addition of silver nitrate.
- Camerine** (*kam'-er-in*) [*καμάρα*, a vault]. In biology, a foraminiferous shell of the numulite limestone.
- Cameritelous** (*kam-er-it-e'-lus*) [*camera*, a vault; *tela*, a web]. Applied to spiders that spin intricate webs or hiding-chambers.
- Camerostoma** (*kam-er-os'-to-mah*) [*καμάρα*, a vault; *στόμα*, a mouth]. In biology, the vaulted cover of the manducatory organs of spiders.
- Camisole** (*kam-is-ōl'*) [Fr.]. The straight-jacket, formerly used for the restraint of violently insane persons.
- Camomile**, or **Chamomile** (*kam'-o-mil*). See *Anthemis* and *Matricaria*.
- Campana** (*kam-pa'-nah*). See *Pulsatilla*.
- Camp Cure**. Life in camp and in the open air, adopted as a therapeutic measure. **C. Fever**. Synonym of *Typhus Fever*. **C. Measles**, an epidemic of measles among soldiers.
- Campani's Ocular**. See *Ocular*. **C. Tests**. See *Tests*, *Table of*.
- Campanula** (*kam-pan'-u-lah*) [L., "a little bell"]. 1. Any bell-shaped part or process. 2. A genus of plants with bell-shaped flowers; blue-bell: Canterbury bell. Several of the species, as *C. trachelium* and *C. glomerata* have been employed in medicine, as detergents, astringents, and vulneraries. Unof.
- Campanulate** (*kam-pan'-u-lāt*) [*campanula*, a little bell]. Bell-shaped.
- Camper's Angles**. See *Angle*. **C. Ligament**. See *Ligament*. **C. Lines**. See *Lines*, *Table of*. **C. Plane**. See *Plane*. **C. Profile Line**. See *Profile Line*.
- Camphene** (*kam-fēn'*, or *kam'-fēn*) [*camphor*],  $C_{10}H_{16}$ . The solid terpene obtained from pinene halogen hydrid by the elimination of the haloid acid.
- Camphenes** (*kam'-fēnz*) [*camphor*]. The volatile oils or hydrocarbons having the general formula  $C_{10}H_{16}$ , isomeric with oil of turpentine. Many camphenes exist ready-formed in plants, as oil of cloves, etc. They are liquid at ordinary temperatures. They are also called *terpenes*, but by some authorities the latter is made the generic name of all the volatile hydrocarbons having the formula  $C_{10}H_{16}$ , while the name camphene is limited to those terpenes that are solid at ordinary temperatures.
- Camphoid** (*kam'-foid*) [*camphor*]. A substitute for collodion. It is a solution, one in 40, of pyroxylin, in equal parts by weight of camphor and absolute alcohol. It may be used as a vehicle for applications to the skin. The application dries in a few minutes, leaving an elastic opaque film, not easily washed off.
- Campholic Acid** (*kam-fol'-ik*). See *Acid*, *Campholic*.
- Campho-phenique** (*kam-fō-fen-ēk'*) [Fr.]. A proprietary preparation combining camphor and phenol; it is recommended as an antiseptic and local stimulant.
- Camphor** (*kam'-for*) [*camphora*, camphor: *gen.*, *Camphoræ*],  $C_{10}H_{16}O$ . A solid volatile oil obtained from *Cinnamomum camphora*, a tree indigenous to Eastern Asia. It yields *camphoric* and *camphretic acids*, also *C. Cymol* when distilled with zinc chlorid. It is a valuable antispasmodic, anodyne and diaphoretic. Applied locally, it is an excellent rubefacient. It is a moderate cerebral excitant. It is effectual in cholera, vomiting, cardiac depression and affections requiring an antispasmodic. **C., aqua**, consists of camphor 8, alcohol 5, precipitated calcium phosphate 5, distilled water q. s. ad 1000 parts. Dose ʒj-iv. **C. Ball**, an English preparation used as an application to chapped-skin. Its composition is spermaceti 4, white wax 12, oil of almonds 5; melt in a water bath, and add flowers of camphor 4. Dissolve and when nearly cold pour into boxes or mould in gallipots. **C. Borneo**. See *Borneol*. **C. Carbulated**, a mixture of  $2\frac{1}{2}$  parts of camphor with one each of carbolic acid and alcohol. A good antiseptic dressing for wounds. **C., ceratum**, consists of camphor liniment 1, white wax 3, and lard 6. Used for itching skin-affections. **C., Chloral**, a fluid prepared by mixing equal parts of camphor and chloral hydrate. It is an excellent solvent for many alkaloids. Used externally. **C.-ice**, the *ceratum camphoræ compositum*. N. F. **C., linimentum**, has camphor 20, cottonseed oil 80 parts. **C., Lini-ment. Comp.** (B. P.), contains camphor and oil of



lavender dissolved in rectified spirit, and strong solution of ammonia added. **C., Monobromated**,  $C_{10}H_{15}BrO$ , camphor in which one atom of hydrogen has been replaced by an atom of bromin. It resembles the bromids in therapeutic action. Dose gr. j-x, in emulsion. **C. salicylate**, prepared by heating together 14 parts of camphor with 11 of salicylic acid. It is used as an ointment. **C., Spt.**, contains camphor 10, alcohol 70, water 20 parts. Dose  $m-v-xx$ . **C., Tinct., Comp.** (B. P.), contains opium, benzoic acid, camphor, oil of anise, and proof spirit. Dose  $m-xv-3j$ . **C. Tinct., Rubini's**. Unof. A saturated solution of camphor in alcohol. Dose gtt. iv-x. **Raspail's "Eau Sedative"**. Unof. Contains aq. ammoniac  $3ij$ , sodium chlorid  $3ij$ , camph. spt. wine  $3iij$ , water Oij. Used externally.

**Camphoric Acid** (*kam-for'-ik*). See *Acid*.

**Camphoronic Acid** (*kam-fo-ron' ik*). See *Acid*.

**Camphors** (*kam'-forz*) [*camphora*, camphor]. Peculiar-smelling substances containing oxygen and intimately related to the terpenes. They are often found with the later in plant-secretions and can be artificially prepared by oxidizing the same.

**Camphylene** (*kam'-fil-en*) [*camphora*, camphor],  $C_{10}H_{16}$ . 1. A liquid terpene produced by decomposing camphene with lime at a great heat. 2. A commercial name for naphthalin, occurring in blocks that are sold for protecting furs and woollens from moths, and are placed in urinals for disinfecting purposes.

**Campimeter** (*kam-pim'-et-er*). See *Perimeter*.

**Camplin's Biscuits**. See *Biscuits*.

**Campsis** (*kampl'-sis*) [κάμψις, a curving]. Any abnormal curvature or flexion.

**Camptorium** (*kampt-el'-re-um*) [καμπτήρ, a bending]. In biology, the anterior border of the wing; the bend of the wing.

**Campylochirus** (*kam-pil-o-ki'-rus*) [καμπύλος, crooked; χείρ, hand]. Having distorted hands.

**Campylorrhachis** (*kam-pil-or'-a-kis*) [καμπύλος, crooked; ῥάχις, backbone]. A fetus with spinal deformity.

**Campylorrhinus** (*kam-pil-o-ri'-nus*) [καμπύλος, crooked; ῥίς, nose]. A monstrosity with a deformity of the nose.

**Campylospermous** (*kam-pil-o-sper'-mus*) [καμπύλος, curved; σπέρμα, a seed]. In biology, applied to seeds having the material curved so as to form longitudinal furrows.

**Campyloptropal** (*kam-pil-ot'-ro-pal*) [καμπύλος, curved; τρέπειν, to turn]. In biology, applied to ovules or seeds that are bent or curved on themselves.

**Canada** (*kan'-a-dah*) [Sp.]. A British possession in North America. **C. Balsam**. See *Balsamum canadense*. For its uses in microscopy, see *Mounting Media*. **C. Snakeroot**, the root of *Asarum canadense*. See *Asarum*. **C. Hemp**. See *Apocynum*.

**Canadian** (*kan-a'-de-an*) [*Canada*]. Pertaining or belonging to Canada.

**Canadol** (*kan'-ad-ol*). A transparent volatile liquid resembling benzene in smell. It is an excellent local anesthetic for minor surgical operations. Unof. See also *Gasolene*.

**Canaigre** (*kan-a'-gra*) [Sp.]. The *Rumex hymenosepalus*, a plant of Texas, Mexico, Utah and California. The root is highly astringent: the sour stalks are used, like rhubarb-stalks, in making pies. Unof.

**Canal**, or **Canalis** (*kan-al'*, or *kan-a'-lis*) [*canna*, a reed or tube]. 1. A tube or duct for carrying the fluids of the body. 2. A hollow instrument used as a splint. **C., Abdominal**. See *C., Inguinal*. **C., Abital**. See *C., Aphodal*. **C., Aërial**. See *C., Air*. **C., Afferent**. See *C., Incurrent*. **C., Air**, a cavity

containing air, such as exists in most vegetable organs; it is formed by an arrest of development or by a destruction of some of the anatomic elements. **C., Alcock's**, a strong sheath of the obturator layer of the pelvic fascia containing the internal pudic artery. **C., Alimentary**, the whole digestive tube from the mouth to the anus. **C., Alisphenoid**, in comparative anatomy, a canal in the alisphenoid bone, opening anteriorly into the foramen rotundum, and transmitting the external carotid artery. **C., Alveolar, Anterior**, one located in the superior maxilla; it transmits the anterior superior dental nerve. **C., Alveolar, Inferior**, the inferior dental canal. **C., Alveolar, Median**, one located in the superior maxilla and transmitting the middle superior dental nerve. **C., Alveolar, Posterior**, one situated in the superior maxilla; it transmits the posterior superior dental nerve. **C., Alveolo-dental**. See *C., Dental*. **C., Ambulacral**, in the *Echinodermata*, branches of the circular canal. **C., Anal**, leads from the rectum to the external opening of the anus. **C., Aphodal**, in certain sponges, one connecting a chamber with an excurrent canal. **C., Apical**, in the *Ctenophora*, two canals extending from the funnel to the apical pores. **C., Aquiferous**. 1. Canals that in many molluscs traverse the substance of the foot, opening externally by pores, or internally into the blood-sinuses. 2. In the *Entozoa*, a series of ramifying excretory canals, with blind extremities, converging to a common canal that opens externally. **C., Arachnoid**, a space formed beneath the arachnoid membrane of the brain; it transmits the *venæ magnæ Galeni*. **C. of Arantius**, the ductus venosus. **C., Archinephric**, the duct of the archinephron or primitive kidney. **C., Arterial**. See *Ductus arteriosus*. **C., Atrial**, the cavity of the atrium. **C., Auditory, External**, that from the auricle to the tympanic membrane. **C., Auditory, Internal**, that beginning on the posterior surface of the petrous bone, and extending outward and backward for a distance of about four lines; it transmits the auditory and facial nerves, and the auditory artery. **C., Auricular**. 1. See *C., Auditory, External*. 2. The constriction between the auricular and ventricular portions of the fetal heart. **C., Avant**, the anterior portion of the male urethra. **C., Axial**, in certain *Echinodermata*, the central canal of a brachium, opening into the alimentary canal. **C., Bartholin's**, the duct of Bartholin's gland. **C. of Bernard**, a supplementary duct of the pancreas. Also called Santorini's canal. **C., Bichat's**. See *C., Arachnoid*. **C., Biflex**. See *Gland, Interungulate*. **C., Biliary**. See *C., Hepatic*. **C., Biliary, Interlobular**, canals situated between the acini of the liver, containing small branches of the portal vein, etc. **C., Blastoporic**. See *C., Neurenteric*. **C. of Bone**, a canaliculus of bone. **C., Braun's**. See *C., Neurenteric*. **C., Braune's**, the continuous passage formed by the uterine cavity and the vagina during labor, after full dilatation of the os. **C., Breschet's**. See *C. of the Diploë*. **C., Bullular**. See *C. of Petit*. **C., Carinal**, an air-canal in the *Equiseta*, situated on the inner side of the xylem. **C., Carotic**. See *C., Carotid*. **C., Carotico-tympanic**, two or three short canals extending from the carotid canal to the tympanum; they transmit branches of the carotid plexus. **C., Carotid**, one in the petrous portion of the temporal bone; it transmits the internal carotid artery. **C. of Cartilage**, the canals in ossifying cartilage, during its vascularization intended to receive prolongations of the osteogenetic layer of the periosteum. They radiate in all directions from the center of ossification. **C., Central (of the modiolus)**, a canal running from the base to the apex of the cochlea. **C., Central (of spinal**

cord), the small canal that extends through the center of the spinal cord from the conus medullaris to the lower part of the fourth ventricle. It represents the embryonic ectodermal canal. **C.**, **Cerebro-spinal**, 1. The neural or cranio-vertebral canal, formed by the skull and the spine, and containing the brain and spinal marrow. 2. The primitive continuous cavity of the brain and spinal cord, not infrequently more or less extensively obliterated in the latter, but in the former modified in the form of the several ventricles and other cavities. **C.**, **Cervical**. See *C. of Cervix Uteri*. **C.**, **Cervico-uterine**. See *C.*, *Uterine*. **C. of Cervix Uteri**, that portion of the uterine canal that extends between the internal and external os. **C. of Chorda Tympani**, a small canal in the temporal bone, between its squamous and petrous portions, parallel with the Glaserian fissure; it transmits the chorda tympani nerve. **C.**, **Chyleaqueous**, in certain invertebrates, a system of canals containing water and digestive products. **C.**, **Ciliary**. See *C.*, *of Fontana*. **C.**, **Circular**, in the *Echinodermata*, a vessel surrounding the esophagus, connected with the exterior by the madreporic canal, and giving off the ambulacral canals. **C. clavellaris**, in biology, a cecal canal running into the olfactory clubs of *Medusa*. **C.**, **Cloacal**. See *C.*, *Excurent*. **C. of Cloquet**. See *C.*, *Hyaloid*. **C.**, **Cochlear**, the spiral and snail-like cavity of the cochlea, 28 to 30 mm. long. The base is turned inward toward the internal auditory meatus, and the apex outward toward the tympanum. **C. of Communication**, in the embryo of the fowl, canals that run from the cavity of each protovertebra to the pleuro-peritoneal space. **C.**, **Connecting**, the arched or coiled portion of a uriniferous tubule, joining with a collecting tubule. **C.**, **Corona**, in biology, the coronal intestine of *Medusa*. Same as *Pouch corona*. **C. of Corti**, the triangular canal formed by the pillars of Corti, the base of which corresponds to the membrana basilaris. It extends over the entire length of the lamina spiralis. **C. of Cotunnus**. See *Aqueduct of the Vestibule*. **C.**, **Cranio-vertebral**. See *C.*, *Cerebro-spinal*, and *C.*, *Neural*. **C.**, **Crural**. See *C.*, *Femoral*. **C.**, **Ctenophoral**, in the *Ctenophora*, eight canals connected at right angles with the tertiary radial canals, and corresponding in their course with the eight locomotive bands. **C. of Cuvier**, the ductus venosus. **C.**, **Cystic**, the cystic duct. **C. of De Candolle**. See *C.*, *Medullary*. **C.**, **Deferent**, the vas deferens. **C.**, **Demicircular**. See *C.*, *Semicircular*. **C.**, **Dental, Anterior**, one extending into the facial portion of the superior maxilla; it transmits the anterior dental vessels and nerves. **C.**, **Dental, Inferior**, the dental canal of the inferior maxilla; it transmits the inferior dental nerve and vessels. **C.**, **Dental, Posterior**, two canals in the superior maxilla. They transmit the superior posterior dental vessels and nerves. **C.**, **Dentinal**, the minute canals in dentine, extending approximately at right-angles to the surface of a tooth from the pulp-cavity, into which they open, to the cementum and enamel. **C.**, **Digestive**. See *C.*, *Alimentary*. **C. of Diploë**, canals in the diploë of the cranium transmitting Breschet's veins. **C.**, **Efferent**. 1. See *C.*, *Excurent*. 2. In the *Cestoda*, canals connecting the testicles with the deferent canals. **C.**, **Ejaculatory**. See *Duct, Ejaculatory*. **C. of Epididymis**, a convoluted tube, about 20 feet long when straightened, forming the epididymis and continuous with the vas deferens. **C.**, **Eschricht's Yellow**, in certain of the *Cestoda*, a system of canals, opening into the fertilizing canal, and terminating in round or oval sacs. **C.**, **Ethmoidal, Anterior**, one between the ethmoid and

frontal bones; it transmits the nasal branch of the ophthalmic nerve, and the anterior ethmoidal vessels. **C.**, **Ethmoidal, Posterior**. See *C.*, *Orbital, Posterior, Internal*. **C.**, **Eustachian**, one in the petrous portion of the temporal bone, containing a portion of the Eustachian tube. **C.**, **Excurent**, in sponges, the tubes that carry water from the ciliated chambers to the exterior. **C.**, **Facial**, the aqueduct of Fallopius; it transmits the facial nerve. **C.**, **Fallopiian**. See *Aqueduct of Fallopius*. **C.**, **Femoral**. 1. The inner compartment of the sheath of the femoral vessels behind Poupart's ligament; a femoral hernia descends through this. 2. See *C.*, *Hunter's*. **C. of Ferrein**, a triangular channel, supposed to exist between the free edges of the eyelids when they are closed, and to serve for conducting the tears toward the puncta lachrymalia during sleep. **C.**, **Fertilizing**, in many cestoda, a tube connecting the vagina and the uterus. **C.**, **Fibro-adipose**, in certain fishes, a canal, filled with adipose tissue, on the dorsal side of the neural canal. **C. of Fontana**, a series of small spaces formed by the interlacing of the connective-tissue fibers of the framework of the peripheral processes of the iris, situated in the angle of the anterior chamber, and serving as a medium for the transudation of the aqueous humor from the posterior to the anterior chamber of the eye. They are also called *C. of Hovius*, *C.*, *Ciliary*, and *Fontana's Spaces*. **C.**, **Galactophorous**, the lactiferous tubules of the mammary gland. **C. of Gärtner**, in the female, a relic of the main portion of the Wolffian duct of the embryo; it is a tube extending from the broad ligament of the uterus to the wall of the uterus and vagina. **C.**, **Gastro-vascular**, in the *Hydrozoa*, canals extending from the stomach into the substance of the disc of the umbrella. **C.**, **Genital**, in comparative anatomy, any canal designed for copulation or for the discharge of ova. **C.**, **Gonocalycine**, a system of canals found in the gonocalyx of the *Hydrozoa*. **C. of Groin**. See *C.*, *Inguinal*. **C. of Guidi**. See *C.*, *Vidian*. **C.**, **Gynecophoric**, in *Bilharzia*, a groove extending from a little below the ventral sucker to the end of the tail. It lodges the female during copulation. **C. of Havers**. See *C.*, *Haversian*. **C.**, **Haversian**, canals in the compact substance of bone forming a wide-meshed network, and establishing communication between the medullary cavity and the surface of the bone. Their average diameter is  $\frac{1}{100}$  inch, and they are lined by a continuation of the endosteum; they transmit blood-vessels, lymph-vessels and nerves. **C.**, **Hemal**, one in the ventral surface of the vertebral column, enclosed by the hemal arches; it is incomplete in certain portions. **C. of Henle**, a portion of the uriniferous tubules. **C.**, **Hepatic**. 1. The excretory duct of the liver. 2. The radicles of the hepatic duct. **C.**, **Hernial**, one transmitting a hernia. **C. of Hovius**. See *C. of Fontana*. **C. of Huguier**. See *C. of the Chorda Tympani*. **C.**, **Hunter's**, a triangular canal formed in the adductor magnus muscle of the thigh; it transmits the femoral artery and vein and internal saphenous nerve. **C. of Huschke**, one formed by the junction of the tubercles of the annulus tympanicus. This is generally obliterated after the fifth year, but may persist through life. **C.**, **Hyaloid**, an irregularly-cylindrical canal running antero-posteriorly through the vitreous body, through which in the fetus the hyaloid artery passes, to ramify on the posterior surface of the crystalline lens. **C.**, **Hyapophyseal**, in birds, that formed by the inferior spinous processes of the upper cervical vertebrae; it transmits the carotid artery. **C.**, **Inci-**



sive. See *C.*, *Incisor*. **C.**, **Incisor**, a canal that opens into the mouth by an aperture just behind the incisor teeth of the upper jaw; it is formed by a groove on the adjoining surfaces of the superior maxillæ, and has two branches that open into the nasal fossæ. **C.**, **Incurrent**, in sponges, the canals that convey water from the exterior to the ciliated chambers. **C.**, **Infra-orbital**, a small canal running obliquely through the bony floor of the orbit; it transmits the infraorbital artery and nerve. **C.**, **Inguinal**, a canal about one and one-half inches long, running obliquely downward and inward from the internal to the external abdominal ring, and constituting the channel through which an inguinal hernia descends; it transmits the spermatic cord in the male, and the round ligament of the uterus in the female. **C.**, **Inter-**. See *C.*, *Incurrent*. **C.**, **Inter-cellular**, in biology, canals formed by the interspaces between vegetable cells. **C.**, **Intestinal**, that portion of the alimentary canal that is included between the pylorus and the anus. **C.**, **Intrafascicular**, one formed in a fibro-vascular bundle by the destruction of the vascular tissue and parenchyma. **C.**, **Intralobular**, **Biliary**, the radicles of the bile-ducts, forming a fine network in and around the hepatic cells, and communicating with vacuoles in the cells. **C. of Jacobson**. See *C.*, *Tympanic*. **C.**, **Kidney**, in the *Platelmintes*, excretory tubes that take up excrementitious matter from the tissues. **C.**, **Kidney**, **Primitive**, in some of the lower animals canals that appear to replace the kidneys. **C. of Kowalevsky**. See *C.*, *Neurenteric*. **C.**, **Lacrymal**. 1. The bony canal that lodges the nasal duct. 2. One of the lacrymal canaliculi. **C.**, **Lateral**, in most fishes, two canals, one on each side, that communicate with cavities in the head, and with the exterior, by apertures in each overlying scale; they are probably sensory in function. **C. of Laurer**, in certain worms, one by which the oviduct opens externally on the dorsal surface; according to some, the vitellarian duct. **C.**, **Lingual**, in the horse, etc., the floor of the mouth, from its lodging the tongue. **C. of Loewenberg**, that portion of the cochlear canal that is situated above the membrane of Corti. **C.**, **Longitudinal**, in the *Cestoda*, canals, one on each side of a joint; they are of uncertain function. **C.**, **Looped**, in the *Annulata*, the segmental organs. **C.**, **Macro-myelonal**, the central canal of the spinal cord. **C.**, **Madreporic**, in the *Echinodermata*, one joining the madreporite, and the circular canal. **C.**, **Malar**, one in the malar bone transmitting the malar division of the temporo-malar branch of the superior maxillary nerve. **C. of Marrow**. See *C.*, *Cartilage*. **C.**, **Maxillary**. See *C.*, *Dental*. **C.**, **Median**. 1. The central canal of the spinal cord. 2. The aqueduct of Sylvius. **C.**, **Medullary**. 1. The hollow cavity of a long bone, containing the marrow. 2. See *C.*, *Vertebral*. 3. The central canal of the spinal cord. 4. An Haversian canal. 5. The canal of De Candolle, enclosing the pith in the stem of plants. 6. In embryology, the medullary tube. **C.**, **Medullary**, **Cerebro-spinal**, the central canal of the spinal cord. **C.**, **Membranous, of the Cochlea**, a canal in the cochlea, following the turns of the lamina spiralis; it is bounded by the basilar membrane, the membrane of Reissner, and the wall of the cochlea. **C.**, **Membranous, Semicircular**. See *C.*, *Semicircular*. **C. of Modiolus**, the spiral canal of the cochlea. **C.**, **Muciparous**. See *C.*, *Mucous*. **C.**, **Mucous**, in general, canals lined with mucous membrane. In zoölogy, canals found beneath the scales of fishes and other scaly animals, furnishing the mucus that lubricates the surface. **C. of Müller**. See *Müllerian Duct*. **C.**, **Myelonal**, the central canal of the spinal cord. **C.**, **Nasal**. 1. See

*C.*, *Lachrymal*. 2. An occasional canal found in the posterior portion of the nasal bone; it transmits the nasal nerves. **C.**, **Naso-lachrymal**. See *C.*, *Lachrymal*. **C.**, **Naso-palatine**. See *C.*, *Incisor*. **C.**, **Neural**. 1. See *C.*, *Vertebral*. 2. In *Echinoderms*, a canal a part of the wall of which is formed by the ambulacral nerve and its connections. **C.**, **Neurenteric, of Kowalevsky**, also called *Blastoporic Canal*, in the embryo, a passage leading from the posterior part of the medullary tube into the archenteron. **C.**, **Neuro-central**. See *C.*, *Vertebral*. **C. of Nuck**, a pouch of peritoneum which, in the female fetus, descends for a short distance along the round ligament of the uterus into the inguinal canal; it is the analogue of the processus vaginalis in the male. It sometimes persists after birth. **C.**, **Nutritive**. See *C.*, *Haversian*. **C.**, **Obstetric**. See *C.*, *Parturient*. **C.**, **Obturator**, a canal in the ilium transmitting the obturator nerve and vessels. **C.**, **Olfactory**, in the embryo, the nasal fossæ at an early period of development. **C.**, **Omphalo-mesenteric**, in the embryo, a canal that connects the cavity of the intestine with the umbilical vesicle. **C.**, **Optic**. See *Optic Foramen*. **C.**, **Orbital, Anterior Internal**. See *C.*, *Ethmoidal, Anterior*. **C.**, **Orbital, Posterior Internal**, the posterior of two canals formed by the ethmoid bone and the orbital plate of the frontal. It transmits the posterior ethmoidal vessels. **C.**, **Palatine, Accessory Posterior**, one or two canals in the horizontal plate of the palate bone, near the groove entering into the formation of the posterior palatine canal. **C.**, **Palatine, Anterior**, formed by the union of the incisive canals; it opens on the palate behind the incisor teeth. **C.**, **Palatine, Descending**. See *C.*, *Palato-Maxillary*. **C.**, **Palatine, External, Small**, a small canal in the pyramidal process of the palate bone, close to its connection with the horizontal plate. It transmits the external palatine nerve. **C.**, **Palatine, Posterior**. See *C.*, *Palato-maxillary*. **C.**, **Palatine, Smaller**. See *C.*, *Palatine, Posterior*. **C.**, **Palatine, Superior**, one formed by the palate bone and the superior maxilla, transmitting the large palatine nerve and blood-vessels. **C.**, **Palato-maxillary**, one formed by the outer surface of the palate bone and the adjoining surface of the superior maxilla. It transmits the large palatine nerve and blood-vessel. **C.**, **Paragastric**, in the *Ctenophora*, one that branches off on each side of the funnel, and terminates near the oral extremity of the funnel. **C.**, **Parturient**, the channel through which the fetus passes in parturition, including the pelvic canal, and the uterus and vagina considered as a single canal. **C.**, **Pelvic**, the canal of the pelvis, from the superior to the inferior strait. **C.**, **Pericardio-peritoneal**, in some of the lower vertebrates; canals connecting the pericardium and the peritoneal cavity. **C.**, **Perigastric**, in the *Hydrozoa*, two canals running parallel to the stomach, from the infundibulum, and terminating in culs-de-sac near the mouth. **C.**, **Peritoneal**, in the *Plagiostomata*, etc., two canals leading from the peritoneal cavity, one to each side of the cloaca. **C.**, **Perivascular**, the circumvascular lymph spaces. **C. of Petit**. Properly, a space, intersected by numerous fine interlacing fibers, existing between the anterior and posterior laminae of the suspensory ligament of the crystalline lens. It extends from the periphery of the lens, nearly to the apices of the ciliary process, and transmits the secretion from the posterior chamber. **C.**, **Petro-mastoid**, a small canal not always present, situated at the angle of union between the mastoid and petrous bones. It transmits a small vein from the middle fossa of the skull to the transverse sinus. **C.**, **Petrosal**, two canals

on the upper surface of the petrous portion of the temporal bone, transmitting the large and small superficial petrosal nerves. **C., Plasmatic.** 1. An Haversian canal. 2. In the *Teniade*, canals given off from the longitudinal vessels, containing a homogeneous fluid which is supposed to serve for the nutrition of the animal. **C., Poison**, in snakes, the canal in the poison-fang, serving for the ejaculation of the venom. **C., Pore.** See *C., Porous*. **C., Porous**, in the ovule, supposed to serve for the entrance of the spermatozooids in fecundation. **C., Portal.** See *Intraorbular, Biliary*. **C., Preputial**, in the lower animals, the sheath of the penis. **C., Primitive**, the neural canal of the embryo. **C., Prosodal**, in sponges, a canal connecting the chamber with the prosopyle. **C., Pseudostomatous**, the processes of branched cells that extend from a sub-epithelial or endothelial layer to the free surface, their free ends forming the pseudostomata. **C., Pterygoid.** See *C., Vidian*. **C., Pterygo-palatine**, one formed by the root of the internal pterygoid plate of the sphenoid bone and the sphenoidal process of the palate bone. It transmits the pterygo-palatine vessels and nerve. **C., Pulmo-aortic.** See *Ductus arteriosus*. **C., Radial**, in the *Ctenophora*, two canals that branch off laterally from the funnel. Each divides into two (the secondary radial), which themselves divide into two (the tertiary radial), which open into the ctenophoral canals. **C. of Recklinghausen**, minute channels supposed to exist in all connective tissue, which are directly continuous with the lymphatic vessels, and hence may be said to form their origin. **C. of Reissner.** See *C., Membranous, of the Cochlea*. **C., Resin.** See *C., Resiniferous*. **C., Resiniferous**, a canal in which resin is secreted. **C., Rhachidian.** See *C., Vertebral*. **C. of Rivinus**, the duct of the sublingual gland. **C. of Rosenthal.** See *C., Spiral, of the Modiolus*. **C., Sacculo-cochlear**, one connecting the sacculus and the cochlea. **C., Sacculo-utricular**, one connecting the sacculus and the utricle. **C., Sacral**, the continuation of the vertebral canal in the sacrum. **C., Sand.** See *C., Madreporic*. **C., Santorini's.** See *C. of Bernard*. **C. of Schlemm**, an irregular space or plexiform series of spaces occupying the sclero-corneal region of the eye; it is regarded by some as a venous sinus, by others as a lymph-channel. **C., Secretory**, an interspace between the cells of vegetable tissue, lined with special cells, secreting various products such as oils, balsams, gum-resins, etc. **C., Semicircular**, bony canals of the labyrinth of the internal ear. They are three in number, the *external, superior*, and *posterior*, and contain the *membranous semicircular canals*. **C., Semicircular, Anterior.** See *C., Semicircular, Superior*. **C., Semicircular, Anterior Vertical.** See *C., Semicircular, Superior*. **C., Semicircular, External**, that one of the semicircular canals of the labyrinth having its plane horizontal and its convexity directed backward. **C., Semicircular, Frontal.** See *C., Semicircular, Superior*. **C., Semicircular, Horizontal.** See *C., Semicircular, External*. **C., Semicircular, Inferior.** See *C., Semicircular, Posterior*. **C., Semicircular, Inner.** See *C., Semicircular, Posterior*. **C., Semicircular, Internal.** See *C., Semicircular, Posterior*. **C., Semicircular, Lateral.** See *C., Semicircular, External*. **C., Semicircular, Osseous.** See *C., Semicircular*. **C., Semicircular, Posterior**, that one of the semicircular canals having its convexity directed backward, and its plane almost parallel to the posterior wall of the pyramid. **C., Semicircular, Posterior Vertical.** See *C., Semicircular, Posterior*. **C., Semicircular, Sagittal.** See *C., Semicircular,*

*Posterior*. **C., Semicircular, Superior**, that one of the semicircular canals having its convexity directed toward the upper surface of the pyramid. **C., Seminal**, the seminiferous tubules. **C., Serous**, any minute canal connected with the lymph vessels and supposed to be filled with lymph. **C., Sheathing**, the communication between the cavity of the tunica vaginalis of the testicle and the general peritoneal cavity. It soon closes in man, leaving the tunica vaginalis a closed sac. **C., Side**, blind canals in the ventral skin of amphioxus, supposed to have a urinary function. **C., Spermatic.** 1. The vas deferens. 2. The inguinal canal in the male. **C., Spheno-palatine.** See *C., Pterygo-palatine*. **C., Spinal.** See *C., Vertebral*. **C., Spiral, of the Cochlea**, one that runs spirally around the modiolus, taking two turns and a half, diminishing in size from the base to the apex, and terminating in the cupola. **C., Spiral, of the Modiolus**, a small canal winding around the modiolus of the base of the lamina spiralis. **C., Spiroid, of the Temporal Bone.** See *Aqueduct of Fallopius*. **C. of Stenson.** See *Stenson's Duct*. **C., Sternal**, in the *Crustacea*, one formed by the union of the mesophragms of the endosternites. **C. of Stiebel**, in certain Mollusca the embryonic renal organ. **C. of Stiega.** See *C. of Laurer*. **C. of Stilling.** See *C., Hyaloid*, and *C., Central, of Spinal Cord*. **C., Stone.** See *C., Madreporic*. **C., Suborbital.** See *C., Infraorbital*. **C., Supraorbital**, one at the upper margin of the orbit. It transmits the supraorbital artery and nerve. **C., Temporal.** See *C., Zygomatico-temporal*. **C., Temporo-malar.** See *C., Zygomatico-temporal*. **C., Thoracic**, the thoracic duct. **C., Tympanic**, one that opens on the lower surface of the petrous bone, between the carotid canal and the groove for the internal jugular vein. It transmits Jacobson's nerve. **C., Urethro-sexual**, in some mammals the vagina and urethra combined. **C., Urinary**, the urethra. **C., Uro-genital.** See *Urogenital Sinus*. **C., Uterine**, the canal of the uterus, including the body and neck. **C., Utero-cervical**, the cavity of the cervix uteri at the time of labor. **C., Utero-vaginal.** 1. The common canal formed by the uterus and vagina. 2. In embryology, the duct of Müller. **C., Vaginal**, the canal of the vagina. **C., Vascular.** See *C., Haversian*, and *C., Cartilage*. **C., Vector**, the oviduct. **C., Venous**, the ductus venosus. **C., Vertebral**, the canal formed by the vertebræ. It transmits the spinal cord and its membranes. **C., Vertebrarterial**, the osseous canal through which the vertebral artery runs. **C., Vestibular.** See *C., Incurrent*. **C., Vidian**, a canal of the sphenoid bone at the base of the internal pterygoid plate, opening anteriorly into the sphenomaxillary fossa, and posteriorly into the foramen lacerum. It transmits the Vidian nerve and vessels. **C., Vitelligene**, in comparative anatomy, canals leading to the vitelligene glands. **C., Vitellin**, a supposed canal leading from the central cavity of the vitellus, in birds' eggs, to the cicatricula. **C., Vulvar**, the vestibule of the vagina. **C., Vulvo-uterine**, the vagina. **C., Vulvo-vaginal.** 1. The vagina and the vulva considered as a single canal. 2. The orifice of the hymen. **C., Water-vascular.** See *C., Aquiferous*. **C. of Wharton.** See *Wharton's Duct*. **C., White, of Malpighi**, in insects, two white convoluted urinary tubules opening into the large intestine. **C. of Wirsung**, the pancreatic duct. **C. of Wolff.** See *Wolffian Duct*. **C., Yellow, of Malpighi**, in insects, two yellowish convoluted tubes opening at the junction of the stomach and intestine; they are regarded as urinary. **C., Zygomatic.** See *C., Zygomatico-temporal* and *C.,*



- Zygomatoco-facial*. **C.**, *Zygomatoco-facial*. See *C.*, *Malar*. **C.**, *Zygomatoco-temporal*, the temporal canal of the malar bone, running from its orbital to its temporal surface. It transmits a branch of the superior maxillary nerve.
- Canalicular** (*kan-al-ik'-u-lar*) [*canalis*, a channel]. In biology, canal-shaped.
- Canaliculization** (*kan-al-ik-u-liz-a'-shun*) [*canaliculus*, a little canal]. The formation of canaliculi, as in bone, or as in calcified cartilage.
- Canaliculus** (*kan-al-ik'-u-lus*) [L.: *pl.*, *Canaliculi*]. A small canal; especially that leading from the punctum to the lachrymal sac of the eye; and in the plural, the minute canals opening into the lacunæ of bone. See *Bone*.
- Canalization** (*kan-al-iz-a'-shun*) [*canalis*, a canal]. 1. The formation of canals, as in tissues, etc. 2. A system of wound-drainage without tubes. **C. of the clot**, formation of a channel through a clot in a vessel for the passage of the blood-current, occurring from the 50th to the 70th day after ligation. See *Cells*, *Vasifactive*.
- Canarin** (*kan'-ar-in*). See *Pigments*, *Conspicuous of*.
- Canarium** (*kan-a'-re-um*) [E. Ind., *canari*]. A genus of burseraceous trees and shrubs of warm regions. **C.**, *commune* affords a part (at least) of the manila elemi, and also a balsam resembling copaiba. Other species yield similar products.
- Canatillo** (*kah-nah-tel'-yo*). See *Tepopote*.
- Cancellate** (*kan'-sel-at*) [*cancellare*, to provide with a lattice]. Reticulated, or characterized by latticed lines, as the spongy tissue of bones, or certain leaves consisting entirely of veins.
- Cancellation** (*kan-sel-a'-shun*) [*cancelli*, lattice-work]. The quality of being cancellate; cancellous structure.
- Cancellous** (*kan'-sel-us*) [*cancelli*, lattice-work]. Resembling lattice-work. **C. Tissue**. See *Tissue*.
- Cancellus** (*kan'-sel-us*) [*cancelli*, lattice-work]. A space, or unit of structure, in cancellous bone; any one of the minute divisions in spongy bone. The spongy, lattice-work texture of bone.
- Cancer** (*kan'-ser*). See *Carcinoma*. **C.**, *Alveolar*, a carcinoma with an alveolar structure. **C. aquaticus**. Synonym of *Stomatitis*, *Gangrenous*. **C.-bandage**, a crab-shaped bandage; a split-cloth of eight tails. **C.-cell**, a peculiar cell sometimes seen in adenoid cancer and in sarcoma. It was formerly thought to be pathognomonic of the malignant quality of a tumor. **C. Clay-pipe**. See *C.*, *Smokers*'. **C.**, *Colloid*, one containing colloid material. **C. en cuirasse**, disseminated lenticular cancer of the skin. **C.-juice**, the milky fluid yielded by the cut surface of a hard cancer on scraping. **C.**, *Melanotic*, a malignant pigmented form. **C.**, *Smokers'*, epithelioma of the lip due to the irritation of a pipe. **C.-root**, a name of *Epiphegus virginiana*, *Aphyllon uniflorum*, *Conopholis americana* and other plants vaunted as cancer-cures. The above are all either root-parasites or saprophytes. Unof. See *Aphyllon*. **C.-r.** *Beech-drop*, a name for a plant used as a local application for cancer. **C.-weed**, *Prenanthes alba*, a plant. **C.-wort**, *Linuria spuria* and *L. elatine*, European herbs.
- Cancerate** (*kan'-ser-at*) [*καρκίνος*, a crab]. To become cancerous; to be developed into a cancer.
- Canceration** (*kan-ser-a'-shun*) [*καρκίνος*, a crab]. Development into a cancer; the assumption of malignant qualities by a tumor.
- Cancerous** (*kan'-ser-us*) [*καρκίνος*, a crab]. Having the qualities of a cancer; malignant.
- Canchalagua** (*kan-cha-la'-gwah*) [Sp.]. A Spanish-American name for various plants, chiefly of the genus *Erythraea*, (as *E. chilensis*, *E. venusta*, *E. trichantha*). They are bitter tonics, with the qualities of gentian. Unof.
- Canchasmus** (*kan-kaz'-mus*) [*καγκασμός*, loud laughter]. Hysterical or immoderate laughter.
- Cancriform** (*kang'-krif-orm*) [*cancer*, a crab; *forma*, form]. Resembling a cancer in appearance.
- Cancrisocial** (*kang-kris-o'-shal*) [*cancer*, a crab; *socias*, a companion]. In biology, a communalistic association of sea-anemonies, sponges, molluscs, etc. on the shell inhabited by a hermit crab.
- Cancrivoracious** (*kang-kriv'-o-rus*) [*cancer*, a crab; *vorare*, to eat]. Applied to animals that feed upon crabs.
- Cancroid** (*kang'-kroid*) [*cancer*, a crab]. Cancer-like; semi-malignant. **C. Ulcer**. See *Rodent Ulcer*.
- Cancroin** (*kan'-kro-in*) [*cancer*, a crab]. A substance (said to be identical with neurin), introduced by Adamkiewicz as a material for hypodermatic injection in cases of malignant disease, it being regarded by him as an alexin destructive of cancer-tissue.
- Cancrophagous** (*kang-kroff'-ag-us*) [*cancer*, a crab; *phageiv*, to eat]. Same as *Cancrivoracious*.
- Cancrum** (*kang'-krum*) [L., "a cancer"]. A cancer or rapidly-spreading ulcer. **C. Oris**, also called *Canker of the Mouth*, *Gangrenous Stomatitis*, *Noma*, *Gangrenous Ulceration of the Mouth*. It is a disease of childhood between the ages of one and five, characterized by the formation of foul, deep ulcers of the buccal surfaces of the cheeks or lips. There is but slight pain, but the prostration is great, and death usually results from exhaustion or blood-poisoning. The disease is generally the result of poor hygienic surroundings acting upon a debilitated system. **C. Nasi**, gangrenous rhinitis of children.
- Candela** (*kan-de'-lah*) [*candere*, to glow] 1. A medicated candle for fumigation. 2. A wax bougie.
- Candle** (*kan'-dl*) [*candela*, a candle]. A taper; a bougie. **C.-berry**, the bay-berry, *Myrica cerifera*, or its waxy fruit, from which a greenish wax is obtained. See *Myrica*. **C.-fish Oil**. See *Eulachoni Oleum*. **C.-foot**. See *Unit Quantity of Light*. **C.-house**, an establishment in which candles are manufactured. **C.-power**, in photometry, the candle-power of a lamp is measured by the ratio of the illumination of the light considered to that of a standard candle, both sources being at the same distance from the object illuminated.
- Cane Sugar** (*kān-shug'-ar*). See *Saccharum*.
- Canella** (*kan-el'-ah*) [dim. of *Canna*, a reed]. The bark of *C. alba* deprived of its corky layer and dried. It is a native of the West Indies and is an aromatic tonic and bitter stomachic. Dose of the powdered bark, gr. xv-xxx. Official in the B. P.
- Canelle-Brown**. Same as *Phenylene Brown*.
- Canescent** (*kan-es'-ent*) [*canus*, white or hoary]. In biology, applied to the gray, hoary or white plumage or fur of animals and to the pubescence of plants.
- Canestrini**, *Bacillus of*. See *Bacteria*.
- Canine** (*ka'-nin* or *ka-nin'*) [*canis*, a dog]. Partaking of the nature of, relating to, or resembling a dog, or the sharp tearing-teeth of mammals, located between the incisors and the molars. **C. Appetite**, bulimia, *q. v.* **C. Eminence**, a prominence on the outer side of the upper maxillary bone. **C. Fossa**. See *Fossa*. **C. Laugh**, a sardonic smile, or grin. **C. Madness**, rabies, hydrophobia. **C. Muscle**, the levator anguli oris. See *Muscles*, *Table of*. **C. Teeth**, dentes canini; cynodontes; dentes laniiari; dents angulaires; cuspidati; conoides; eye-teeth. The cuspid teeth next to the lateral incisors; so called from their resemblance to a dog's teeth.

**Caniniform** (*kan-in'-if-orm*) [*caninus*, pertaining to the dog; *forma*, shape]. Applied to teeth resembling canines.

**Canis** (*ka'-nis*) [L., "a dog"]. 1. The dog. 2. A genus of animals. **C. rabiosa**. Synonym of *Hydrophobia*.

**Canities** (*kan-ish'-e-ēz*) [Lat.]. Poliosis; hoariness; hair-blanching; Trichonosis cana; Trichonosis discolor; a premature or senile, partial or universal decolorization of the hair, the change varying from black or brown through every gradation to the whiteness of wool. This change may be physiologic or pathologic, gradual or rapid, general or confined to localized patches.

**Canker** (*kang'-ker*) [*cancreum*, a cancer]. An ulceration of the mouth, or any ulcerous or gangrenous sore; *cancreum oris*; in farriery, a fetid abscess of the horse's foot. See *Cancreum Oris*. **C.-rash**. Synonym of *Scarlet Fever*.

**Canna** (*kan'-ah*) [*kávva*, a cane]. A genus of large-leaved marantaceous plants. **C. indica**, has an acrid and stimulant root; it is alterative, diuretic and diaphoretic. Unof. The rhizome of *C. speciosa* affords *canna-starch*, or *tous-les-mois*, a good substitute for true arrow-root. **C. Starch**. See *Tous-les-mois*.

**Cannabene** (*kan'-ab-ēn*). See *Cannabis*.

**Cannabin**. See *Cannabis*.

**Cannabinin** (*kan-ab'-in-in*) [*cannabis*, hemp]. A volatile alkaloid from *cannabis indica*.

**Cannabinon**, **Cannabinone** (*kan-ab'-in-ōn*) [*cannabis*, hemp]. An amorphous bitter resinoid from Indian hemp, used as an hypnotic. Dose 1 to 3 grains. Unof.

**Cannabis** (*kan'-ab-is*) [L.]. Hemp. Indian hemp. The flowering tops of *C. sativa*, of which there are two varieties, *C. indica* and *C. americana*, the former being the more potent. They contain a resin, *cannabin*, and a volatile oil, from which are obtained *Cannabene*  $C_{15}H_{20}$ , a light hydrocarbon, and *Hydrid of Cannabene*, a crystalline body. It is an antispasmodic, anesthetic, narcotic, and a powerful aphrodisiac. In large doses it produces mental exaltation, intoxication, and a sensation of double-consciousness. It is a valuable hypnotic in delirium tremens, and is useful for painful affections of the bladder and for functional impotence. *Bhang*, *Gunjah*, *Churrus*, and *Hashish* are the various Indian names by which the drug is known. Strychnin and faradism are antagonistic. **C. Indica**, **Ext.**, dose gr.  $\frac{1}{6}$ -j. **C. Ind.**, **Ext. Fld.**, an alcoholic preparation. Dose m-j-v. **C. Ind.**, **Tinct.**, contains 15 per cent. of the drug. Dose m-xx-5j. **Cannabin Tannate**, the tannate, a glucosid. Dose as a hypnotic gr. v-x.

**Cannabism** (*kan'-ab-izm*) [*cannabis*, hemp]. The habitual use of *Cannabis indica*; ill-health caused by the misuse of *Cannabis indica*.

**Cannabist** (*kan'-ab-ist*) [*cannabis*, hemp]. A devotee to the use of *Cannabis indica*.

**Cannel Coal** (*kan'-el kōl*). See *Coal*.

**Cannoid** (*kan'-oid*) [*kávva*, a reed; *είδος*, form]. Tubular, as the skeleton of certain radiolarians.

**Cannon-bone** (*kan'-on bōn*). One of the functional and complete metacarpal or metatarsal bones of a hoofed quadruped, supporting the weight of the body upon the feet.

**Cannula** (*kan'-u-lah*) [dim. of *canna*, a tube]. A surgical instrument consisting of a tube or sheath obliquely pointed and a stiletto. It is used for tapping and draining tumors and cavities.

**Cannulated** (*kan'-u-lat-ed*) [*cannula*, a little tube]. Made hollow; as a cannulated needle.

**Canquoin's Paste**. A paste of flour, water, and zinc chlorid; it is a powerful escharotic.

**Canntani's Diet**. An exclusive meat-diet in diabetes.

**Canterbury Bell** (*kan'-ter-ber-e bel*). See *Campanula*.

**Cantering Rhythm** (*kan'-ter-ing rithm*). See *Bruit de Galop*.

**Canthal** (*kan'-thal*) [*κανθός*, a canthus]. Relating to a canthus.

**Canthariasis** (*kan-thar-i'-as-is*) [*κάνθαρος*, a kind of beetle]. A term proposed by Hope for the diseases that originate from the presence in the body of coleopterous insects or their larvæ.

**Cantharidal** (*kan-thar'-id-al*) [*κανθαρίς*, a blistering fly]. Relating to or containing cantharides.

**Cantharides** (*kan-thar'-id-ēz*). Plural of *Cantharis*.

**Cantharidin** (*kan-thar'-id-in*) [*κανθαρίς*, a blistering fly],  $C_{10}H_{12}O_4$ . The bitter principle contained in Spanish flies and other insects; it crystallizes in prisms or leaflets, and melts at  $218^\circ$ . It has an extremely bitter taste, and produces blisters on the skin. See *Cantharis*.

**Cantharidism** (*kan-thar'-id-izm*) [*κανθαρίς*, a blistering fly]. Cantharidal poisoning.

**Cantharis** (*kan'-thar-is*) [*κανθαρίς*, a blistering fly; *pl.*, *Cantharides*]. Spanish Fly. The dried body of a species of beetle, *C. vesicatoria* (nat. ord. *Coleoptera*). It contains a powerful poisonous principle, *cantharidin*,  $C_{10}H_{12}O_4$ . Locally applied, cantharis is a rubefacient and vesicant; internally it is an irritant, causing gastralgia and vomiting. In toxic doses it produces severe gastro-enteritis, strangury, and priapism. It is used chiefly as an external counter-irritant in the form of "blisters." **C.**, **acetum** (B. P.), of the strength of 3j to Oj. **C.**, **Ceratum**, cantharides 32, yellow wax 18, resin 18, lard 22, oil of turpentine 15. **C.**, **Ext.**, **Ceratum**, cantharides 30, resin 15, yellow wax 35, lard 35, alcohol q. s. **C.**, **Charta**, cantharides 1, Canada turpentine 1, olive-oil 4, spermaceti 3, white wax 8, water 10 parts. **Charta epispastica** (B. P.), blistering-paper (white wax, spermaceti, olive-oil, resin, Canada balsam, cantharides, distilled water). **Collodium cantharidatum**, cantharides 60, flexible collodion 85, chloroform q. s. **C. cum picis emplastr.**, *Warming Plaster*, Burgundy pitch 92, cerat. canthar. 8 parts. **Emplastrum calefaciens** (B. P.), cantharides, expressed oil of nutmeg, yellow wax, resin, resin-plaster, soap-plaster, boiling water. **C.**, **emplastrum** (B. P.), cantharides, yellow wax, prepared suet, prepared lard, resin. **C.**, **liniment.**, cantharides 15, oil of turpentine q. s. ad 100. **C. Tinct.**, contains 5 per cent. of the drug. Dose m-j-xx. **C.**, **unguent.** (B. P.), cantharides, yellow wax, olive oil.

**Canthectomy** (*kan-thek'-to-me*) [*κανθός*, canthus; *ἐκτομή*, a cutting out]. Excision of a canthus.

**Canthitis** (*kan-thi'-tis*) [*κανθός*, canthus; *τις*, inflammation]. Inflammation of a canthus.

**Cantholysis** (*kan-thol'-is-is*) [*κανθός*, canthus; *λύσις*, a loosening]. Canthotomy with section of the external canthal ligament.

**Canthoplastic** (*kan-tho-plas'-tik*) [*κανθός*, the canthus; *πλασσειν*, to form]. Relating to canthoplasty.

**Canthoplasty** (*kan'-tho-plas-te*) [*κανθός*, the angle of the eye; *πλασσειν*, to form]. A surgical operation for increasing the size of the palpebral fissure by cutting the outer canthus.

**Canthorraphy** (*kan-thor'-a-fe*) [*κανθός*, canthus; *ραφή*, a seam]. A surgical operation to reduce the size of the palpebral fissure by suture of the canthus.

**Canthotomy** (*kan-thot'-o-me*) [*κανθός*, canthus; *τόμη*, a cutting]. Surgical division of a canthus.

**Canthus** (*kan'-thus*) [*κανθός*, canthus]. The inner or outer angle formed by the juncture of the eyelids.

**Cantus galli** (*kan'-us gal'-i*) [L., "cock-crowing"]. Same as *Child-crowing*.



**Canula** (*kan'-u-lah*). See *Cannula*.

**Canutillo** (*kahn-oo-tél'-yo*). See *Tepopote*.

**Caoutchouc** (*koo-chook'*) [*S. American*]. India-rubber. The chief substance contained in the milky juice that exudes upon incision of a number of tropical trees belonging to the natural orders *Euphorbiaceæ*, *Artocarpacæ*, and *Apocynacæ*. The juice is a vegetable emulsion, the caoutchouc being suspended in it in the form of minute transparent globules. When pure, caoutchouc is nearly white, soft, elastic, and glutinous; it swells up in water without dissolving; the best solvents are carbon disulphid and chloroform. It melts at about 150° C., and decomposes at 200° C.

**Capacity** (*kap-as'-it-e*) [*capacitas*, capacity]. Mental receptivity; passive (or active) mental capability; moral or legal responsibility. **C.**, **Vital**. See *Vital*.

**Capax Doli** (*ka'-paks dol'-li*). See *Doli Capax*.

**Capelina** (*kap-el'-i-nah*). See *Capistrum*.

**Capeline** (*kaf'-el-in*). See *Bandage*.

**Capeman's Method**. See *Treatment, Methods of*.

**Caper** (*ka'-per*). See *Capparis*.

**Capiat** (*ka'-pe-at*) [*L.*, "let it take"]. An instrument intended for use in removing remnants of the placenta, polyphi, or the like, from the uterine cavity.

**Capillaire** (*kaf-il-ā'-r*) [*Fr.*]. The plant *Adiantum capillus veneris*, a species of maiden-hair fern; also a cough-syrup prepared from the same. See *Adiantum*.

**Capillarity** (*kaf-il-ar'-it-e*) [*capillus*, a hair]. Capillary attraction: the force that causes fluids to rise in fine tubes or bores, or in very thin chinks. In an electric battery, the disturbing effects of the proper action of a voltaic cell caused by capillary action.

**Capillary** (*kaf'-il-a-re*, or *kaf-il'-ar-e*) [*capillus*, a hair].

1. A minute blood-vessel connecting the smallest ramifications of the arteries with those of the veins. Also a very minute fissure of the skull. Also the intercellular biliary passages. 2. Hair-like: relating to a hair, or to a hair-like filament, or to a tube with a hair-like bore. **C.** **Attraction capillarity**. **C.** **Bronchitis**. See *Bronchitis*. **C.** **Embolism**. See *Embolism*. **C.** **Fissure**, **C.** **Fracture**, a linear fracture, without displacement. **C.** **Nevus**. See *Nevus Vascularis*. **C.** **Pulse**, a visible change of color or an artificial blush in aortic regurgitation. **C.** **Vessels**, the capillaries. **Capillaries**, Meigs's, branching capillaries discovered by A. V. Meigs in the human heart. **C.** **Pulmonary**, a name used to designate the plexuses beneath the mucous membrane, on the walls and septa of the alveoli of the lungs.

**Capilli** (*kaf-il'-i*) [*Plural of Capillus*, hair]. In biology, applied to the hairs on the front and top of an insect's head.

**Capilliculture** (*kaf-il'-e-kul-chūr*) [*capillus*, hair; *cultura*, culture]. Systematic treatment for the improvement or restoration of the hair.

**Capilliculus** (*kaf-il-ik'-u-lus*) [*dim. of capillus: pl., Capilliculi*]. Any one of the very smallest of the capillary vesicles.

**Capillifolious** (*kaf-il-if-o'-le-us*) [*capillus*, hair; *folium*, a leaf]. Characterized by hair-like leaves.

**Capilliform** (*kaf-il'-if-orm*) [*capillus*, hair; *forma*, form]. Hair-shaped.

**Capilitium** (*kaf-il-ish'-e-um*) [*capillus*, the hair]. In biology, the hair-like threads within the spore-cases of many fungi.

**Capillus** (*kaf-il'-us*) [*L.: pl., Capilli*]. A hair; the hair of the head.

**Capistrum** (*kaf-is'-trum*) [*L.*, a muzzle or halter: *pl., Capistra*]. 1. A bandage for the head or for the lower jaw. Called also *Capelina*. 2. In biology, a mask or hood-like coloration of the face and part of the head in certain birds.

**Capital** (*kaf'-it-al*) [*caput*, the head]. 1. Pertaining to the head, or to the summit of a body or object. 2. Of great importance; as a capital operation in surgery.

**Capitalis reflexa** (*kaf-it-a'-lis re-fleks'-ah*). A recurrent bandage for a stump.

**Capitate** (*kaf'-it-āt*) [*caput*, head]. In biology, having a head or a head-like termination.

**Capitellate** (*kaf-it-el'-āt*) [*capitellum*, a little head]. In biology, bearing small heads.

**Capitellum** (*kaf-it-el'-um*) [*dim. of caput*]. The rounded, external surface of the lower end of the humerus.

**Capitiluvium** (*kaf-it-el-u'-ve-um*) [*caput*, head; *luere*, to wash]. A washing or bathing of the head; a wash for the head.

**Capitopedal** (*kaf-it-o-ped'-al*) [*caput*, a head; *pes*, foot]. In biology, pertaining to or near the junction of the head and foot.

**Capitular** (*kaf-it'-u-lar*) [*caput*, head]. Pertaining to a capitulum or head. **C.** **Process** of a vertebra, one with which the head of a rib articulates.

**Capitulum** (*kaf-it'-u-lum*) [*capitulum*, a small head]. In anatomy and biology, the enlarged terminal portion of an organ, plant, or animal, as the head of a bone; the enlarged free portion of a stalked animal; the knobbed end of an antenna or of an insect's poiser; a dense cluster or head of flowers, leaves, or spores in plants. **C.** of *Santorini*, a small elevation on the apex of the arytenoid cartilage corresponding in position to the posterior extremity of the vocal band.

**Cappa** (*kaf'-ah*). The ectocinereal lamina of the mesencephal.

**Cappagh Brown**. See *Pigments, Conspectus of*.

**Capparis** (*kaf'-ar-is*) [*L.*, the caper-bush]. A genus of shrubs including the caper-bush, *C. spinosa*. Its flower-buds (capers) are pickled, or made into a piquant sauce. The bark of the root and the flowers are official remedies in some countries (as Spain); it is diuretic, cathartic, depurative, stimulant. Unof.

**Cappazwoli's Test**. See *Tests, Table of*.

**Capped Elbow** (*kafd el'-bow*). See *Shoe-boil*.

**Capped Hock** (*kafd' hok*). In farriery, the development of a bruise at the point of the hock of a horse, with the formation of an hygroma, the result of rubbing or striking that part against the partition of the stall.

**Capped Knee** (*kafd' ne*). A dropsical collection in the bursa in front of the knee-joint of the horse.

**Capranica's Tests**. See *Tests, Table of*.

**Caprantilopine** (*kaf-ran-til'-o-pin*) [*capra*, a she-goat; *antilopinus*, antelope]. Uniting the characters of a goat and an antelope.

**Capre** (*kaf'-er*). See *Mulatto*.

**Capreolar** (*kaf-re'-o-lar*), **Capreolary** (*kaf'-re-o-la-re*), **Capreolate** (*kaf'-re-o-lāt*) [*capreolus*, a tendril]. In biology, climbing, furnished with tendrils; in anatomy, resembling tendrils, as the spermatic vessels, *vasa capreolaria*. **C.** **Vessels**, the spermatic vessels, from their twined and twisted appearance.

**Capreolus** (*kaf-re'-o-lus*) [*capreolus*, a wild goat; a tendril of a plant]. 1. A buck or he-goat. 2. The tendril of a plant.

**Capric Acid** (*kaf'-rik as'-id*). See *Acid*.

**Caprification** (*kaf-rif-ik-a'-shun*) [*caprificus*, the wild-fig tree]. In biology, the process of hastening fertilization and ripening of cultivated figs by the introduction of gall-insects, by hanging a branch of the wild fig in the tree, or planting a wild fig in the midst of the fig orchard.

**Caprify** (*kaf'-rif-i*) [*caprificus*, the wild-fig tree]. To fertilize by means of *Caprification*, *q. v.*

**Capriiloquium** (*kap-ril-o'-kwe-um*) [*caper*, a goat; *loqui*, to speak]. Same as *Egophony*.

**Caprin** (*kap'-rin*) [*caper*, a goat]. An oily and flavoring constituent of butter; glycerin caprate.

**Caproic Acid** (*kap-ro'-ik as'-id*). See *Acid*.

**Caprolactone** (*kap-ro-luk'-ton*) [*caper*, a goat; *lac*, milk],  $C_6H_{10}O_2$ . A compound obtained from brom-caproic acid on heating the latter with water. It is a liquid boiling at  $200^\circ$ .

**Caprone** (*kap'-rôn*) [*caper*, a goat],  $C_{11}H_{22}O$ . Caproic ketone; a clear, volatile oil found in butter, and forming the larger part of the oil of rue.

**Caproylamin** (*kap-ro-il'-am-in*) [*caper*, a goat; *amin*],  $C_6H_{15}N$ . Hexylamin. A ptomaine found in the putrefaction of yeast.

**Caprylic Acid** (*kap-ril'-ik as'-id*). See *Acid*.

**Capsella** (*kap-sel'-ah*) [dim. of *capsa*, a box]. The leaves and stems of *C. bursa pastoris*, common in temperate climates. It is considered an excellent hemostatic and antiscorbutic, and is slightly stimulant and astringent. Unof. *C. bursa pastoris*. See *Shepherd's Purse*.

**Capsicin** (*kap'-sis-in*),  $C_9H_{14}O_2$ . The active principle of Cayenne pepper. It is a thick, yellowish-red substance, scarcely flowing at ordinary temperatures, but becoming very limpid if warmed. See *Capsicum*.

**Capsicol** (*kap'-sik-ol*) [*capsicum*; *oleum*, oil]. A red oil obtainable from the oleo-resin of capsicum.

**Capsicum** (*kap'-sik-um*) [*capsa*, a box; *gen.*, *Capsici*]. Cayenne Pepper. The fruit of *C. fastigiatum*, native to tropical Africa and America. Its odor and hot taste are due to a volatile oil, *capsicin*,  $C_9H_{14}O_2$ , which is irritant to the skin and mucous membranes. Internally, it is a stomachic tonic, diuretic and aphrodisiac. It is useful in atonic dyspepsia, flatulent colic, and in intermittent fever. **C.**, **emplastrum**, prepared from the oleoresin and resin plaster. **C.**, **Ext. Fld.** Dose  $\text{m}\bar{\text{v}}-\text{z}\bar{\text{j}}$ . **C.**, **linimentum**, 1 in 10, for chest affections, rheumatism, etc. **C.**, **Oleoresin**, **Ethereal**. Dose  $\text{m}\bar{\text{j}}-\text{v}$ . **C.**, **Tinct.**, contains 5 per cent. of capsicum. Dose  $\text{m}\bar{\text{x}}-\text{z}\bar{\text{j}}$ .

**Capsitis** (*kap-si'-tis*). Same as *Capsulitis*.

**Capsula** (*kap'-su-lah*) [*capsula*, a small box]. The internal capsule of the brain; it is the thick layer of fibers between the caudatum and thalamus mesad and the lenticula laterad; it is continuous with the crura caudad, and its expansion is called the *corona*.

**Capsular** (*kap'-su-lar*) [*capsula*, a small box]. Pertaining to a capsule. **C.** **Artery**, the middle suprarenal artery. See *Arteries*, *Table of*. **C.** **Ligament**, the sac or membranous bag that surrounds every movable joint or articulation. It contains the synovial fluid. **C.** **Vein**, the supra-renal vein. See *Vein*.

**Capsule** (*kap'-sül*) [dim. of *capsa*, a chest]. A tunic or bag that encloses a part of the body or an organ. In biology, the investment of a part or organ, as a dehiscent pod or seed-vessel, the egg-case of an insect, the test of a radiolarian. Also, in pharmacy, a small, spheroidal shell composed of glycerin and gelatin, divided so that the parts fit together like a box and cover. It is used for the administration of nauseous and repulsive medicines. **C.**, **Bonnet's**, the posterior portion of the sheath of the eyeball. **C.**, **Bowman's**. See *Bowman's Capsule*. **C.**, **External**, a layer of white nerve-fibers forming part of the external boundary of the lenticular nucleus. **C.** **-filler**, a contrivance consisting of a funnel, tube and plunger, or other device, used for introducing medicines into capsules. **C.** **of Glisson**, the cellulose-vascular membrane enveloping the hepatic vessels. **C.**, **Internal**, a layer of nerve-fibers beneath and on the inner side of the optic thalamus and caudate nucleus, which it separates

from the lenticular nucleus, and containing the continuation upward of the crus cerebri. **C.** **of the Lens**, a transparent, structureless membrane enclosing the lens of the eye. **C.**, **Malpighian**, the commencement of the uriniferous tubules. See *Malpighian Bodies*. **C.**, **Suprarenal**, the ductless glandular body at the apex of each kidney. **C.** **of Tenon**, the *tunica vaginalis* of the eye.

**Capsuliferous** (*kap-sül-í-f'-er-us*) [*capsula*, a little box; *ferre*, to bear]. In biology, producing capsules.

**Capsulitis** (*kap-su-lí'-tis*) [*capsula*, a small box; *itis*, inflammation]. Inflammation of the capsule of the lens, or of the fibrous capsule of the eyeball.

**Capsulo-ciliary** (*kap-su-lo-sil'-e-a-re*) [*capsula*, a little box; *cilium*, an eyelid]. Relating to the capsule of the lens and to the ciliary organ.

**Capsulogenous** (*kap-sül-ó-f'-en-us*) [*capsula*, a little box; *gena*, born]. Capsule-producing, as the cocoon or capsule-glands of the earthworm.

**Capsulo-lenticular** (*kap-su-lo-len-tik'-u-lar*) [*capsula*, a little box; *lenticula*, a lentil]. Relating to the lens and to its capsule.

**Capsulo-pupillary** (*kap-su-lo-pu'-pil-a-re*) [*capsula*, a little box; *pupilla*, the pupil of the eye]. Relating to the capsule of the lens and to the pupil.

**Capsulotome** (*kap'-su-ló-tóm*). See *Cystotome*.

**Capsulotomy** (*kap-su-ló-t'-o-mé*) [*capsula*, a capsule; *τέμνειν*, to cut]. The operation of rupturing the capsule of the crystalline lens in cataract-operations.

**Captage** (*cap-tahj*) [Fr.]. The measures to be applied to a natural spring of water, to secure the entire product of the spring, and the purity of the water, by the prevention of any admixture of deleterious or foreign matter.

**Captation** (*kap-ta'-shun*) [*captare*, to desire]. The first or opening stage of the hypnotic trance.

**Capucin Madder** (*kap'-u-sin mad'-er*). See *Pigments*, *Conspectus of*.

**Capuron**, **Cardinal Points of**. See *Pelvis*.

**Caput** (*kap'-ut*) [L.]. 1. The head; also the chief part or beginning of an organ. 2. The cephalic or pre-cornual portion of the caudatum of the prosencephalon. **C.** **coli**, the head of the colon. **C.** **cornu posterioris**. Same as *C. gelatinosum*. **C.** **gallinaginis**. See *Verumontanum*. **C.** **gelatinosum**, the name given to the translucent gray matter covering the dorso-mesal periphery of the dorsal horn of the spinal cord. It is a nervous substance composed of numerous closely crowded nerve-elements, with an intricate intervening plexus of very fine nerve-fibrils, derived from the dorsal (posterior or "sensory") nerve-roots. **C.** **medusæ**. See *Medusæ*, *Caput*. **C.** **obstipum**. Synonym of *Wry-neck*. **C.** **quadratum**, the rectangular head of rickets, flattened upon the top and at the sides, with projecting occiput and prominent frontal bosses. **C.** **succedaneum**, a tumor composed of a sero-sanguineous infiltration of the connective tissue situated upon the presenting part of the fetus.

**Caraboid** (*kar'-ab-oid*) [*καράβος*, a carabus; *εἶδος*, form]. In biology, the second larval stage of certain insects.

**Carajura** (*kar-ah-ju'-rah*) [Brazil]. Same as *Chica Red*.

**Caramania Gum**. See *Bassora Gum*.

**Caramel** (*kar'-am-el*) [Fr., burnt sugar]. Cane-sugar deprived of two molecules of water. It is a viscid, brown-colored liquid.

**Caranna** (*kar-an'-ah*) [Sp., *caraña*]. An aromatic oleo-resin produced by the tree *Protium carana*, of tropical America; it was formerly used in plasters; also a name for similar gummy resins from *Icica altissima*, *Bursera acuminata*, etc., all tropical American trees.



**Carapa** (*kar'-ap-ah*) [*caraipi*, a native Guiana name]. A genus of tropical meliaceous trees. **C. guianensis** has an antispasmodic and febrifuge bark, and its seeds afford carapa oil, a protective against insects and vermin. **C. touloucouna**, of W. Africa, and **C. indica**, of Asia, have similar properties. Unof.

**Carate** (*kah-rah'-te*) [S. America]. 1. A skin-disease local in tropical America, marked by blue, brown, scarlet, or rosy patches on the skin; it is usually confined to persons not of the white race. 2. A kind of camphor produced in S. America from the plant *Momordica charantia*.

**Caraura** (*kar-aw'-nah*). See *Caranna*.

**Caraway** (*kar'-ah-wa*). See *Carum*.

**Carbacidometer** (*karb-as-id-om'-et-er*) [*carbo*, a coal; *acidum*, acid; μέτρον, a measure]. A form of air-tester for estimating the amount of carbonic acid gas in the atmosphere of a room or compartment.

**Carbamic Acid** (*kar-bam'-ik as'-il*). See *Acid*.

**Carbamid** (*kar'-bam-id*, or *-mid*) [*carbo*, a coal; *amid*],  $\text{CH}_4\text{N}_2\text{O}$ . Urea. Amid of carboxyl. It is prepared from urine, and crystallizes in long, rhombic prisms or needles that have a cooling taste. It is soluble in one part of cold water and in five parts of alcohol, but almost insoluble in ether; it melts at  $132^\circ$ ; at a higher temperature it decomposes into ammonia, ammellid, biuret, and cyanuric acid; it is found in urine and in various animal fluids.

**Carbanil** (*kar'-ban-il*) [*carbo*, a coal; *anilin*],  $\text{C}_7\text{H}_5\text{NO}$ . Phenyl isocyanate; a compound produced in the distillation of oxanilid. It is a mobile liquid, boiling at  $163^\circ$ , and has a pungent odor, provoking tears.

**Carbanilamid** (*kar-ban-il'-am-id*) [*carbo*, a coal; *anilin*; *amid*],  $\text{C}_7\text{H}_8\text{N}_2$ . Phenylurea; prepared by evaporating the aqueous solution of anilin hydrochlorid and potassium isocyanid. It forms needles easily soluble in hot water, alcohol, and ether, and melting at  $144\text{--}145^\circ$ .

**Carbanilid** (*kar-ban'-il-id*) [*carbo*, coal; *anilin*],  $\text{C}_{13}\text{H}_{12}\text{N}_2\text{O}$ . Diphenyl urea; a compound formed by the action of phosgene gas on anilin, or by heating carbanilamid with anilin to  $190^\circ$ . It consists of silky

needles, easily soluble in alcohol and ether, but sparingly soluble in water, and melts at  $235^\circ$ .

**Carbasus** (*kar'-bas-us*) [*κάπσασα*, cotton]. Gauze; thin muslin used in surgery. **C. carbolata** (N. F.), carbolized gauze. **C. iodoformata** (N. F.), iodoform gauze.

**Carbazol** (*kar'-baz-ol*) [*carbo*, coal; *azotum*, nitrogen],  $\text{C}_{12}\text{H}_9\text{N}$ . Diphenylimid; a body produced when the vapors of anilin are conducted through a tube heated to redness. It is a by-product in the manufacture of anilin. It dissolves in hot alcohol, ether, and benzene, and crystallizes in colorless leaflets that melt at  $238^\circ$ .

**Carbazotate** (*kar-baz-ot'-tāt*) [*carbo*, a coal; *azotum*, nitrogen]. Same as *Picrate*.

**Carbazotic Acid** (*kar-baz-ot'-ik*). See *Picric Acid*.

**Carbo** (*kar'-bo*) [L.]. A coal; charcoal. **C. animalis**, animal charcoal; bone-black; it is used in pharmacy and in manufacturing chemistry largely as a decolorizing-agent and as a filter. **C. animalis purificatus**, purified animal charcoal. **C. ligni**, wood-charcoal; an absorbent, disinfectant, and deodorizer, used in poulticing wounds and dressing ulcers. Given powdered, in capsules, it relieves gastric irritation.

**Carbohydrate** (*kar-bo-hi'-drāt*) [*carbo*, coal; ὕδωρ, water]. An organic substance containing hydrogen and oxygen in the proportion in which they form water: that is, twice as many hydrogen as oxygen atoms, and usually six carbon atoms or some multiple of six. The carbohydrates form a large group of interesting organic compounds, and may be arranged into three groups: the *glucoses* (*monoses*); the *disaccharids*, or *sugars*; and the *polysaccharids*. The *glucoses* are the aldehyd-derivatives or ketone-derivatives of the hexahydric alcohols, into which they may be converted by the absorption of two hydrogen atoms. They are mostly crystalline substances, very soluble in water, but dissolving with difficulty in alcohol. They possess a sweet taste. The *disaccharids* and *polysaccharids* are ethereal anhydrids of the *glucoses*. All of them may be converted into the *glucoses* by hydrolytic decomposition. The *disaccharids* are ether-like anhydrids of the *hexoses*. A *Table of Carbohydrates* is added. **C.**, Test for. See *Tests*, *Table of*.

## SERIES OF THE CARBOHYDRATES.

### 1. GLUCOSES.

NAME.	FORMULA.	FERMENTATION.	OPTIC ACTIVITY.	REDUCING POWER.
<i>Monoses.</i>				
Glycerose, . . . . .	$\text{C}_3\text{H}_6\text{O}_3$	. . .	. . .	. . .
Erythrose, . . . . .	$\text{C}_4\text{H}_8\text{O}_4$	. . .	. . .	. . .
<i>Pentoses.</i>				
Arabinose, . . . . .	$\text{C}_5\text{H}_{10}\text{O}_5$	Unfermentable.	. . .	Reduces Fehling's solution.
Xylose, . . . . .	$\text{C}_5\text{H}_{10}\text{O}_5$	Unfermentable.	. . .	Reduces Fehling's solution.
Rhamnose, . . . . .	$\text{C}_6\text{H}_{12}\text{O}_5$	Unfermentable.	. .	Reduces Fehling's solution.
<i>Hexoses.</i>				
Mannose, . . . . .	$\text{C}_6\text{H}_{12}\text{O}_6$	Fermented by yeast.	Exists in three forms: 1, dextro-rotatory; 2, levo-rotatory; 3, inactive.	Reduces Fehling's solution.
Glucose, . . . . .	$\text{C}_6\text{H}_{12}\text{O}_6$	Fermented by yeast.	Exists in three forms: 1, dextro-rotatory; 2, levo-rotatory; 3, inactive.	Reduces Fehling's solution.
Galactose, . . . . .	$\text{C}_6\text{H}_{12}\text{O}_6$	Fermented by yeast.	Dextro-rotatory.	Reduces Fehling's solution.
Fructose, . . . . .	$\text{C}_6\text{H}_{12}\text{O}_6$	Fermented by yeast.	Levo-rotatory.	Reduces Fehling's solution.

SERIES OF THE CARBOHYDRATES.—*Continued.*

## 1. GLUCOSES.

NAME.	FORMULA.	FERMENTATION.	OPTIC ACTIVITY.	REDUCING POWER.
Sorbinose, . . . . .	$C_6H_{12}O_6$	Unfermentable by yeast.	. . .	Reduces Fehling's solution.
Methyl-hexose, . . .	$C_7H_{14}O_6$	. . .	. . .	. . .
<i>Heptoses.</i>				
Manno-heptose, . .	$C_7H_{14}O_7$	Unfermentable by yeast.	. . .	. . .
Gluco-heptose, . . .	$C_7H_{14}O_7$	Unfermentable by yeast.	. . .	. . .
Gala-heptose, . . . .	$C_7H_{14}O_7$	Unfermentable by yeast.	. . .	. . .
Methyl-heptose, . .	$C_8H_{16}O_7$	Unfermentable by yeast.	. . .	. . .
<i>Octoses</i>				
Manno-octose, . . .	$C_8H_{16}O_8$	Unfermentable by yeast.	. . .	. . .
<i>Nonoses.</i>				
Manno-nonose, . . .	$C_9H_{18}O_9$	Fermented by yeast.	. . .	Reduces Fehling's solution.

## 2. DISACCHARIDS.

Saccharose (Cane-Sugar), . . . . .	$C_{12}H_{22}O_{11}$	Unfermentable by yeast.	Dextro-rotatory.	Does not reduce Fehling's solution.
Lactose (Milk-Sugar),	$C_{12}H_{22}O_{11} + H_2O$	Fermented by yeast.	Dextro-rotatory.	Reduces Fehling's solution on boiling.
Maltose, . . . . .	$C_{12}H_{22}O_{11} + H_2O$	Fermented by yeast.	Dextro-rotatory.	Reduces Fehling's solution.
Mycose (Trehalose), .	$C_{12}H_{22}O_{11} + 2H_2O$	Fermented by yeast.	Dextro-rotatory.	Does not reduce Fehling's solution
Melebiose, . . . . .	$C_{12}H_{22}O_{11}$	. . .	. . .	. . .

## 3. TRISACCHARIDS.

Melitose (Raffinose), .	$C_{18}H_{32}O_{16} + 5H_2O$	Fermented by yeast.	Dextro-rotatory.	Does not reduce Fehling's solution
Melezitose, . . . . .	$C_{18}H_{32}O_{16} + 2H_2O$	. . .	Dextro-rotatory.	. . .

## 4. POLYSACCHARIDS.

NAME.	FORMULA.	OPTIC ACTIVITY.	IODIN REACTION.	REDUCING POWER AND FERMENTATION.
Starch (Amylum), . .	$C_6H_{10}O_5$ , or $C_{36}H_{62}O_{31}$	Dextro-rotatory.	Blue coloration.	Fermentable.
Paramylum, . . . .	$C_6H_{10}O_5$	. . .	Negative.	. . .
Lichenin (Moss-starch),	$C_6H_{10}O_5$	Dextro-rotatory.	Dirty blue color.	. . .
Inulin, . . . . .	$C_6H_{10}O_5$	. . .	Yellow color.	. . .
Glycogen (Animal starch), . . . . .	$C_6H_{10}O_5$	Dextro-rotatory.	Reddish-brown color.	Fermentable.
Cellulose, . . . . .	$C_{12}H_{20}O_{10}$	Dextro-rotatory.	Blue color.	. . .
<i>The Gums.</i>				
Dextrin, . . . . .	$C_6H_{10}O_5$	Dextro-rotatory.	. . .	Does not reduce Fehling's solution. Unfermentable.
Arabin, . . . . .	$(C_6H_{10}O_5)_2 + H_2O$	Dextro-rotatory.	. . .	Does not reduce Fehling's solution. Unfermentable.
Bassorin (Vegetable Gum), . . . . .	$C_6H_{10}O_5$	Dextro-rotatory.	. . .	Does not reduce Fehling's solution. Unfermentable.



**Carbohydraturia** (*kar-bo-hi-drat-u'-re-ah*) [*carbohy-drate*; *ὄψον*, urine]. The presence of an abnormally large proportion of carbohydrates in the urine.

**Carbolic** (*kar-bol'-ik*) [*carbo*, a coal; *oleum*, oil]. Containing or derived from coal-tar oil. **C. Acid.** See *Acid*, *Carbolic*. **C. Mask**, Curschmann's respirator for use in fetid bronchitis. It is fastened in front of the nose and mouth, and contains cotton in a special receptacle, impregnated with carbolic acid, equal parts of carbolic acid and alcohol, turpentine, creasote, etc.

**Carbolism** (*kar'-bol-izm*) [*carbo*, a coal; *oleum*, oil]. Carbolic-acid poisoning: a diseased state induced by the misuse or maladministration of carbolic acid.

**Carbolize** (*kar'-bol-iz*) [*carbo*, a coal; *oleum*, oil]. To impregnate with carbolic acid. To render aseptic or antiseptic by the use of carbolic acid.

**Carboloria** (*kar-bol-u'-re-ah*) [*carbo*, a coal; *oleum*, oil; *ὄψον*, urine]. The presence of carbolic acid in the urine, producing a dark discoloration. It is one of the signs of carbolic-acid poisoning.

**Carbon** (*kar'-bon*) [*carbo*, charcoal]. Charcoal. C = 12; valence II, IV. A non-metal occurring in the various forms of diamond, graphite or "black lead," and charcoal. In medicine only the last named form is employed, which may be,—**C., Animal**, useful as a deodorant and disinfectant, as it readily absorbs and aids in oxidizing many gases. It is used internally to absorb fermenting products of digestion.

**Carbo animal.**, purified, purified animal charcoal. Dose gr.xx—3 j. **C. Cataplasma** (B. P.), charcoal poultice; wood-charcoal 1, bread-crumbs 1, linseed meal 3, boiling water 20. **C. dioxid**, the acid, gaseous product, having the composition of CO<sub>2</sub>, commonly known as "carbonic acid gas," or carbonic acid. It is a colorless gas having a sp. gr. of 1.52, soluble in cold water, and possessing a pungent smell and an acid taste. Inhaled, it destroys animal life by asphyxiation. In solution, it is an excellent refrigerant and stomachic. Its inhalation is fatal in a short time, even when diluted with 95 parts of air. It is a product of respiration. It is used in medicine for inhalation in whooping cough, asthma, and to stop hiccough. It is also used as a local anesthetic in minor surgery. **C. disulphid**, bisulphid of carbon, CS<sub>2</sub>, a colorless, transparent liquid of offensive odor, highly inflammable, very poisonous. A good solvent for caoutchouc. A diluted spray of it is recommended in diphtheria. Dose ℥ ss—j. **Carbo ligni**, wood charcoal. **C. mon-oxid**, CO, carbonic oxid, a colorless, tasteless, and inodorous gas, one of the products of imperfect combustion. When inhaled it is actively poisonous. **C. tetrachlorid**, CCl<sub>4</sub>, anesthetic, recommended locally for asthma, by inhalation. Unof. See *Anesthetic*. **C. oxysulphid**, a body, COS, formed by conducting sulphur vapor and carbon monoxid through red-hot tubes; it is a colorless gas, with a faint and peculiar odor. It unites readily with air, forming an explosive mixture. It is soluble in an equal volume of water. It is present in the waters of some mineral springs.

**Carbonaphtholic Acid** (*kar-bon-af-thol'-ik*). See *Acid alpha-oxynaphthoic*.

**Carbonemia** (*kar-bon-e'-me-ah*) [*carbon*, charcoal; *αἷμα*, the blood]. A word denoting the accumulation of carbon dioxid in the blood.

**Carbonic Acid** (*kar-bon'-ik as'-id*). See *Carbon dioxide*.

**Carbonis detergens, Liquor.** See *Pix*.

**Carbonization** (*kar-bon-iz-a'-shun*) [*carbo*, coal]. The process of decomposing organic substances by heat without air, until the volatile products are driven off and the carbon remains.

**Carbonyl** (*kar'-bon-il*) [*carbo*, charcoal]. A hypothetical organic radical having the formula CO.

**Carbostyryl** (*kar-bo-stir'-il*) [*carbo*, charcoal; *styrax*, storax], C<sub>9</sub>H<sub>7</sub>NO. Oxyquinolin; a compound prepared by digesting quinolin with a bleaching-line solution. It crystallizes from hot water in fine needles, and from alcohol in large prisms, that melt at 198–199°.

**Carboxyl** (*kar'-boks-il*) [*carbo*, charcoal; *ὀξύς*, sharp]. The atomic group, CO.OH, characteristic of the organic acids. The hydrogen of this can be replaced by metals, forming salts.

**Carbuncle**, or **Carbunculus** (*kar'-bung-kel*, or *kar-bung'-ku-lus*) [*carbo*, a live coal]. A hard, circumscribed, deep-seated, painful inflammation of the subcutaneous tissue, accompanied by chill, fever, and constitutional disturbance. It differs from a boil in having greater size, a flat top, and several points of suppuration. It is erroneously called anthrax.

**Carbuncular** (*kar-bung'-ku-lar*) [*carbo*, a live coal]. Pertaining to a carbuncle. **C. Disease.** See *Anthracosis*.

**Carbunculo contagioso.** Synonym of *Anthrax*.

**Carbyl** (*kar'-bil*) [*carbo*, charcoal; *ὕλη*, matter]. A name given by Magnus to the hydrocarbon ethylene when it acts as a basic radical.

**Carbylamin** (*kar-bil'-am-in*) [*carbo*, charcoal; *amin*]. 1. A name for hydrocyanic acid. 2. One of a series of compounds parallel to, and isomeric with, the nitrites, characterized by their ready decomposition by dilute acids into formic acid and amins. They are colorless liquids that can be distilled, and possess an exceedingly disgusting odor. They are sparingly soluble in water, but readily soluble in alcohol and ether.

**Carcassonne's Ligament.** See *Ligament*.

**Carcerule** (*kar'-ser-ool*) [*carcer*, a prison]. In biology, a many-celled, many-seeded, indehiscent pericarp.

**Carcharodont** (*kar-kar'-o-dont*) [*κάρχαρος*, sharp, jagged; *ὀδούς*, tooth]. In biology, having compressed, trenchant, acute, pointed teeth, as sharks and snakes.

**Carcinoid** (*kar'-sin-oid*) [*καρκίνος*, a crab; *εἶδος*, shape]. In biology, crab-like.

**Carcinology** (*kar-sin-ol'-o-je*) [*καρκίνος*, a crab; *λόγειν*, to speak]. The systematized knowledge of crustaceans, or crabs, etc., a department of zoology.

**Carcinoma** (*kar-sin-ol'-mah*) [*καρκίνωμα*; *καρκίνος*, a crab, thus called from the appearance of the veins]. A malignant tumor, characterized by a network of connective tissue whose areolæ are filled with cell-masses resembling epithelial cells. See *Tumors*, *Table of*. **C., Chimney-Sweepers'.** See *Epithelioma*. **C., colloid** (*Alveolar*), affects chiefly the alimentary canal, uterus, peritoneum, etc.; the delicate connective-tissue stroma is filled with colloid matter in alveoli, or cysts. **C. cutis**, cancer of the skin. See *Epithelioma*. **C., desmoid.** See *Hodgkin's Disease*. **C., encephaloid**, is of rapid growth, with a small amount of stroma, large alveoli, and greater amount of cells and blood-vessels. *Hematoid* (bloody), *Osteoid* (in bones), *Villous* (papillary), etc., are other varieties, encephaloid in character. **C., epitheliomatous**, or **squamous-celled**, the cells resemble squamous epithelium, and they invade the adjacent tissue in a columnar manner. **C. lenticulare**, the most common form of cutaneous scirrhous. It begins as small, shot-sized, flattish, red papules, that enlarge to the size of a pea, bean, or filbert, most of them projecting above the surface, while others are subcutaneous. They are generally seated on a red or violaceous surface, and these coalesce into large irregular masses that sooner or later break down, ulcerate, and fungate, sometimes bleeding profusely.

The patient soon dies of exhaustion. **C.**, **lipomatous**, contains cells infiltrated with fat. **C.**, **medullary**. Same as **C.**, **Encephaloid**. **C.**, **melanoides**, similar to **C.**, **Lenticulare**, but marked by dark-blue, brown or black papules, that break into fungous growths. **C.**, **melanotic**, has cells filled with dark pigment. **C.**, **scirrhus**, or **Hard**, most commonly in the breast; it has a stout fibrillated stroma, closely packed with large nucleated cells. **C.**, **tuberosum**, a rarer form of cutaneous scirrhous in which the nodules are of a larger size, even up to that of a hen's egg. The patient speedily dies of exhaustion consequent upon ulceration of the tubercles. **C.**, **Stiles's Test** for; the excised part is washed in a five per cent. solution of nitric acid for ten minutes, washing it then in cold water for five minutes. The carcinomatous tissue appears a dull-white, the normal tissue translucent.

**Carcinomatous** (*kar-sin-o'-mat-us*) [*καρκινος*, a crab]. Relating to or affected with carcinoma.

**Carcinomorphic** (*kar-sin-o-mor'-fik*) [*καρκινος*, a crab; *μορφή*, form]. In biology, resembling a crab.

**Carcinophagous** (*kar-sin-off'-ag-us*) [*καρκινος*, a crab; *φαγεῖν*, to eat]. Feeding upon crabs and other crustaceans.

**Carcinosis** (*kar-sin-o'-sis*) [*καρκινος*, a crab]. 1. A cancerous cachexia; a tendency to the development of malignant disease. 2. A form of cancer, usually fatal, beginning generally in the uterus or the stomach and spreading to the peritoneum. **C.**, **Acute**, rapidly fatal carcinosis. **C.**, **Miliary**, carcinosis in minute foci.

**Carcinus** (*kar'-sin-us*) [*καρκινος*, crab]. Same as *Cancer*, or *Carcinoma*.

**Cardamom** (*kar'-dam-om*). See *Cardamomum*.

**Cardamomum** (*kar-dam-o'-mum*) [*L.*; *gen. Cardamomi*]. Cardamom. The fruit of *Elettaria repens*, cultivated in Malabar. Its properties are due to a volatile oil,  $C_{10}H_{16}$ . It is an aromatic, carminative stomachic, used as an ingredient of several "bitters." It is useful when combined with purgatives to prevent griping. **C.**, **infusum**. Unof. Consists of cardamom  $\mathfrak{z}$ j, water  $O\frac{1}{2}$ . Dose a wineglassful. **C.**, **Tinct.**, 10 per cent. strength. Dose  $\mathfrak{z}$ j-ij. **C.**, **Tinct. Comp.**, cardamom 20, cinnamon 20, caraway 10, cochineal 5, glycerin 60, dilute alcohol, *q. s.* ad 1000 parts. Dose  $\mathfrak{z}$ j-ij.

**Carden's Operations**. See *Operations*, *Table of*.

**Cardia** (*kar'-de-ah*) [*καρδία*, the heart]. The heart. **C.** of the Stomach, the esophageal orifice of the stomach.

**Cardiac** (*kar'-de-ah*) [*καρδία*, the heart]. Pertaining to the heart. **C.** **Aspect**, that nearest the heart. **C.** **Cycle**, the total cardiac movement or revolution. **C.** **Dropsy**. See *Dropsy*. **C.** **Dulness**, the region covering the position of the heart, as shown by percussion. **C.** **Dyspnea**. See *Dyspnea*. **C.** **Epilepsy**, a rare affection, with intense pain in the region of the heart, occurring in paroxysms. This paroxysm usually follows a momentary loss of consciousness, and at times is associated with twitching of the facial muscles and other spasmodic movements. **C.** **Facies**. See *Facies*. **C.** **Ganglia**, lie in the grooves and substance—the

principal are **Remak's** and **Bidder's**, the first on the surface of the sinus venosus, and the latter (two) at the auriculo-ventricular groove. See *Ganglia*, *Table of*. **C.** **Impulse**, the elevation caused by the movement of the heart, usually seen in the fifth left intercostal space. **C.** **Murmurs**. See *Murmurs*. **C.** **Orifice**, of the stomach, the esophageal orifice. **C.** **Passion**, pain in the heart, or the stomach. **C.** **Plexus**. See *Plexus*. **C.** **Rhythm**, the term given to the normal regularity in the force and volume of the individual heart-beats. In cases of cardiac insufficiency this regularity is disturbed to a greater or less degree, as is also the interval between the beats, and this condition has been termed *arrhythmia*. The name *allorhythmia* has been applied to various perversions of rhythm. These abnormal conditions are due very probably to some derangement of the intrinsic nerve-apparatus of the heart, and are considered as unfavorable indications.

**Cardiagra** (*kar-de-a'-grah*) [*καρδία*, heart; *ἄγρα*, seizure]. Gouty attack of the heart.

**Cardialgia** (*kar-de-al'-je-ah*) [*καρδία*, heart; *ἄλγος*, pain]. A term loosely used as a synonym of gastrodynia in general, heartburn, and stomachic pains on the left side.

**Cardiamorphia** (*kar-de-am-or'-fe-ah*) [*καρδία*, heart; *ἄpriv*; *μορφή*, form]. Deformity or malformation of the heart.

**Cardianastrophe** (*kar-de-an-as'-tro-fe*) [*καρδία*, heart; *ἀναστροφή*, a turning back]. Displacement of the heart to the right side of the chest.

**Cardianeuria** (*kar-de-ah-ni'-re-ah*) [*καρδία*, heart; *ἄpriv*; *νεῦρον*, a nerve]. Lack of nerve-stimulus to the heart.

**Cardiant** (*kar'-de-ant*) [*καρδία*, the heart]. 1. Affecting the heart. 2. A remedy that affects the heart.

**Cardiarctia** (*kar-de-ark'-te-ah*) [*καρδία*, heart; *arctus*, bound]. Cardiac stenosis.

**Cardiasthma** (*kar-de-as'-mah*) [*καρδία*, heart; *ἄσθμα*, asthma]. Dyspnea or so-called asthma due to heart-disease.

**Cardiatelia** (*kar-de-ah-te'-le-ah*). See *Atelocardia*.

**Cardiatrophia** (*kar-de-at-ro'-fe-ah*) [*καρδία*, heart; *ἀτροφία*, wasting]. Atrophy of the heart.

**Cardiauxe** (*kar-de-awks'-e*) [*καρδία*, heart; *αἰξή*, increase]. Enlargement of the heart.

**Cardicentesis** (*kar-de-sen-te'-sis*). See *Cardiocentesis*.

**Cardiechemia** (*kar-de-ek-e'-mah*) [*καρδία*, heart; *ἤχημα*, sound; *pl.*, *Cardiechemata*]. A sound produced in or by the heart.

**Cardiectasis** (*kar-de-ek'-tas-is*) [*καρδία*, heart; *ἐκτασις*, a stretching out]. Dilatation of the heart.

**Cardielcosis** (*kar-de-el-ko'-sis*) [*καρδία*, heart; *ἐλκος*, ulceration]. Ulceration of the heart.

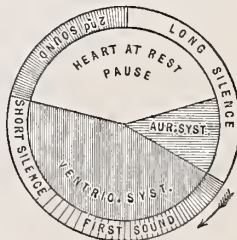
**Cardiemphraxia** (*kar-de-em-fraks'-e-ah*) [*καρδία*, heart; *ἐμπόραξις*, obstruction]. Obstruction to the blood-current in the heart.

**Cardieurysma** (*kar-de-u-riz'-mah*) [*καρδία*, heart; *εὐρύς*, wide]. Dilatation of the heart.

**Cardiform** (*kar'-dif-orm*) [*cardus*, a card; *forma*, shape]. In biology, having the teeth set as in a card.

**Cardinal** (*kar'-din-al*) [*cardo*, a hinge]. A chief or principal part. **C.** **Flower**, a common name for several species of *Lobelia*, chiefly *L. cardinalis*. **C.** **Points**. See *Eye*, *Diagrammatic*. **C.** **Points of Capuron**. See *Pelvis*. **C.** **Veins**, the venous trunks which, in the embryonic stage, form the primitive jugular veins.

**Cardiocele** (*kar'-de-o-sēl*) [*καρδία*, heart; *κῆλη*, tumor]. Hernial protrusion of the heart, chiefly through the diaphragm.



CARDIAC CYCLE.

The inner circle shows the events that occur in the heart; the outer circle shows the relations of the sounds and silences to the events.



**Cardiocentesis** (*kar-de-o-sen-te' sis*) [*καρδία*, heart; *κέντησις*, puncture]. Surgical puncture and aspiration of one of the chambers of the heart.

**Cardioclasis** (*kar-de-o-kla'-ze-ah*) [*καρδία*, heart; *κλάσις*, rupture]. Rupture of the heart.

**Cardiocrystallus** (*kar-de-o-kris-tal'-us*) [*καρδία*, heart; *κρύσταλλος*, crystal; *pl.*, *Cardiocrystalli*]. A heart crystal; a microscopic white crystal sometimes found in the tissues of the heart.

**Cardiodemia** (*kar-de-o-de'-mie-ah*) [*καρδία*, heart; *δημός*, fat]. Fatty heart; fatty degeneration of the heart.

**Cardiodynia** (*kar-de-o-din'-e-ah*) [*καρδία*, heart; *δύνη*, pain]. Pain in or about the heart.

**Cardiognus** (*kar-de-og'-mus*) [*καρδία*, heart; *ὄγμος*, a furrow]. Angina pectoris; cardialgia; palpitation; aneurysm of a vessel near the heart; exophthalmic goiter. **C. strumousus**. Synonym of *Exophthalmic Goiter*.

**Cardiogram** (*kar'-de-o-gram*) [*καρδία*, heart; *γράμμα*, a writing]. The tracing made of the cardiac impulse by the cardiograph. See, also, *Heart*.

**Cardiograph** (*kar'-de-o-graf*) [*καρδία*, heart; *γράφειν*, to write]. An instrument for registering graphically the modifications of the pulsations of the heart.

**Cardiographic** (*kar-de-o-graf'-ik*) [*καρδία*, the heart; *γράφειν*, to write]. Pertaining to or recorded by the cardiograph.

**Cardiography** (*kar-de-o-graf'-i*) [*καρδία*, the heart; *γράφειν*, to write]. 1. The use of the cardiograph. 2. A description of the anatomy of the heart.

**Cardiohemothrombus** (*kar-de-o-hem-o-throm'-bus*) [*καρδία*, heart; *αἷμα*, blood; *θρόμβωσις*, a becoming curdled]. Heart-clot.

**Cardio-inhibitory** (*kar-de-o-in-hib'-it-o-re*) [*καρδία*, the heart; *inhibere*, to restrain]. Pertaining to the diminution of the heart's action. **C.-i. Center**, located in the oblongata. **C.-i. Nerves**, the fibers of the spinal accessory supplied to the vagus.

**Cardiolith** (*kar'-de-o-lith*) [*καρδία*, heart; *λίθος*, a stone]. A cardiac concretion.

**Cardiology** (*kar-de-ol'-o-je*) [*καρδία*, heart; *λόγος*, discourse]. The anatomy, physiology, and pathology of the heart.

**Cardiomalacia** (*kar-de-o-mal-a'-se-ah*) [*καρδία*, heart; *μαλακία*, softness]. Morbid softening of the substance of the heart.

**Cardiomegalia** (*kar-de-o-meg-a'-le-ah*) [*καρδία*, heart; *μέγας*, large]. Cardiac enlargement.

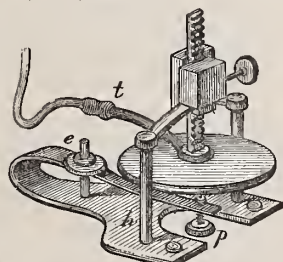
**Cardiometer** (*kar-de-om'-et-er*) [*καρδία*, heart; *μέτρον*, a measure]. An instrument for estimating the force of the heart's action.

**Cardiometry** (*kar-de-om'-et-re*) [*καρδία*, the heart; *μέτρον*, a measure]. The estimation of the size and dimensions of the heart (as by means of auscultation and percussion).

**Cardiopalms** (*kar-de-o-pal'-mus*) [*καρδία*, heart; *παλμός*, palpitation]. Palpitation of the heart.

**Cardiopathy** (*kar-de-op'-a-the*) [*καρδία*, heart; *πάθος*, disease]. Any disease of the heart.

**Cardiopericarditis** (*kar-de-o-per-e-kar-di'-tis*) [*καρδία*, heart; *περί*, around; *καρδία*, the heart; *ιτις*, inflammation]. Carditis and pericarditis together; inflammation of the heart-tissues and of the pericardium.



CARDIOGRAPH OF V. KNOLL.

t. Exit tube. e. Spring. p. Button. (Landois).

**Cardioplegia** (*kar-de-o-ple'-je-ah*) [*καρδία*, heart; *πληγή*, a stroke]. Paralysis of the heart.

**Cardio-pneumatic** (*kar-de-o-nu-mal'-ik*) [*καρδία*, heart; *πνεῦμα*, the breath]. Pertaining to the heart and the breath. **C.-p. Movements**. Those movements of the air in the lungs that are caused by the pulsations of the heart and larger vessels.

**Cardio-pneumograph** (*kar-de-o-nu'-mo-graf*) [*καρδία*, heart; *πνεῦμα*, breath; *γράφειν*, to write]. An instrument designed for graphically recording cardiopneumatic movements.

**Cardiopuncture** (*kar-de-o-punk'-chūr*) [*καρδία*, heart; *punctura*, a puncture]. 1. Cardiocentesis. 2. Any surgical or vivisectional puncture of the heart.

**Cardiopyloric** (*kar-de-o-pi-lor'-ik*) [*καρδία*, heart; *πυλωρός*, a gate-keeper]. Referring to both the cardiac and pyloric portions of the stomach.

**Cardiorrhesis** (*kar-de-o-reks'-is*) [*καρδία*, heart; *ρήξις*, rupture]. Rupture of the heart.

**Cardiosclerosis** (*kar-de-o-skle-ro'-sis*) [*καρδία*, heart; *σκληρόειν*, to harden]. Induration of the tissues of the heart. See *Fibroid Heart*.

**Cardioscope** (*kar'-de-o-skōp*) [*καρδία*, heart; *σκοπεῖν*, to view]. An instrument for the observation of the movements or of lesions of the heart.

**Cardiostenosis** (*kar-de-o-ste-no'-sis*) [*καρδία*, heart; *στένωσις*, narrowing]. Constriction of the heart, especially of the *conus arteriosus*; also the development of such a constriction.

**Cardio-thyroid Exophthalmos** (*kar'-de-o-thi-roid eks-off-thal'-mos*). Synonym of *Exophthalmic Goiter*.

**Cardiotomy** (*kar-de-ot'-o-me*) [*καρδία*, heart; *τομή*, cutting]. The anatomy or dissection of the heart.

**Cardiotopography** (*kar-de-o-to-pog'-ra-fe*) [*καρδία*, heart; *τόπος*, place; *γράφειν*, to write]. The topography or topographic anatomy of the heart and the cardiac area.

**Cardiotoxic** (*kar-de-o-toks'-ik*) [*καρδία*, heart; *τοξικόν*, poison]. Having a poisonous effect upon or through the heart.

**Cardiotrauma** (*kar-de-o-trav'-mah*) [*καρδία*, heart; *τραῦμα*, a wound]. Traumatism or wound of the heart.

**Cardiotromus** (*kar-de-ol'-ro-mus*) [*καρδία*, heart; *τρόμος*, a quivering]. A fluttering or slight palpitation of the heart.

**Cardiovascular** (*kar-de-o-vas'-ku-lar*) [*καρδία*, heart; *vasculum*, a small vessel]. Both cardiac and vascular; pertaining to the blood-vessels of the heart.

**Carditic** (*kar-di'-ik*) [*καρδία*, the heart; *ιτις*, inflammation]. Relating to or affected with carditis.

**Carditis** (*kar-di'-tis*) [*καρδία*, the heart; *ιτις*, inflammation]. Inflammation of the heart. **C., Internal**. Synonym of *Endocarditis*.

**Cardo** (*kar'-do*) [*cardo*, a hinge]. In biology, a hinge-joint, as that of a bivalve shell or the maxilla of an insect.

**Cardol** (*kar'-dol*). See *Anacardium*.

**Carduus** (*kar'-du-us*) [*L.*, a thistle]. The seeds of *C. marianus*, St. Mary's thistle, and *C. benedictus*, blessed thistle. A decoction of the former,  $\mathfrak{z}$ ij ad  $\mathfrak{O}$ j, constitutes an old and popular remedy for hemoptysis. The latter is also a popular cure-all, used mainly as a tonic bitter. Dose of decoction  $\mathfrak{z}$ j– $\mathfrak{z}$ ss; of a tincture,  $\mathfrak{m}$ x–xx.

**Carferral** (*kar'-fer-al*) [*carbon*, charcoal; *ferrum*, iron; *aluminum*]. A proprietary combination of carbon, iron oxid, and clay; it is used as a filtering material for water.

**Carica Papaya** (*kar'-ik-ah pap-a'-yah*). See *Papain*.

**Caricin** (*kar'-is-in*). See *Papain*.

**Caricologist** (*kar-ik-ol'-o-jist*) [*carex*, sedge; *λέγειν*, to speak]. A student of sedges.

**Caricous** (*kar'-ik-us*) [*carica*, a fig]. Fig-shaped, as a caricous tumor.

**Caries** (*ka'-re-ēz*) [*caries*, rottenness]. A chronic inflammation of bone with rarefaction or absorption of bony tissue, followed usually by pus-formation; molecular death of bone, with the accompanying process, as ulceration. **C. fungosa**, tuberculosis of a bone with attached sequestrum, the meshes of the latter being filled with granulations growing into them from the inner surface of the cavity. **C., necrotic**, when portions of the bone lie in a suppurating cavity. **C. sicca**, a form of tuberculous caries characterized by absence of suppuration, obliteration of the cavity of the joint, and sclerosis and concentric atrophy of the articular extremity of the bone. **C. of Spine**, or **Pott's Disease**, osteitis of the bodies of the vertebrae and intervertebral fibro-cartilage, producing curvature of the spine. **C. of Teeth**, a chemical decomposition of the earthy part of any portion of a tooth, accompanied by a partial or complete disorganization of the animal framework of the affected part.

**Carina** (*kar-i'-nah*) [*carina*, the keel]. In biology, one of many keel-like structures; as the breast-bone of most birds, the median piece to the carapace of a cirriped, etc.

**Carinate** (*kar'-in-at*) [*carinatus*, keel-shaped]. Keeled.

**Carinated Abdomen** (*kar'-in-a-ted ab'-do-men*). See *Scaphoid Abdomen*.

**Cariniform** (*kar-in'-if-orm*) [*carina*, keel; *forma*, shape]. In biology, applied to the keel-like fins of certain fishes, and to other structures.

**Carino-lateral** (*kar-in-o-lat'-er-al*) [*carina*, a keel; *latus*, side]. Placed at the side of the carina of an animal.

**Cariol** (*ka'-re-ol*). A poisonous active principle obtainable from parsley. It resembles apiol in its physiologic effects, but produces a peculiar uterine vascular congestion; it is useful in genito-spinal atony. Unof.

**Carious** (*kar'-re-us*) [*caries*, rottenness]. Pertaining to or affected with caries. **C. Teeth**, Effects of; carious teeth may occasion facial neuralgia, facial paralysis, sciatica, hemiplegia and spinal irritation, paraplegia, tetanus, headache, epilepsy, hysteria, chorea, insanity, etc.

**Carissa** (*kar-is'-ah*) [L.]. A genus of shrubs. **C. schimperi**. See *Oubain*.

**Carius, Method of**. A method for the quantitative determination of halogens. The substance, weighed out in a small, glass tube, is heated together with concentrated  $\text{HNO}_3$  and silver nitrate to from  $150^\circ$  to  $300^\circ$  C, in a sealed tube, and the quantity of the resulting silver haloid determined.

**Carlsbad Water**. A famous mineral water used largely for chronic affections of the gastro-intestinal tract, obesity, gout, and diabetes.

**Carmin** (*kar'-min*)  $\text{C}_{17}\text{H}_{18}\text{O}_{10}$ . A coloring-matter extracted from *Cochineal*, *q. v.* **C. Naphtha**. See *Pigments*, *Conspectus of*. **C. Red**. Same as *Cochineal*.

**Carminant** (*kar'-min-ant*) [*carmen*, a charm]. 1. Carminative. 2. A carminative agent or medicine.

**Carminative** (*kar-min'-at-iv*) [*carmen*, a charm]. A calming or soothing medicine, chiefly for children, that acts by relieving pain from flatulence.

**Carminic Acid** (*kar-min'-ik as'-id*) See *Acid*.

**Carminophile** (*kar-min'-o-fril*) [*carmen*; *φιλεῖν*, to love.] Readily stainable with carmin.

**Carnal** (*kar'-nal*) [*carnalis*, fleshly]. Pertaining to flesh. **C. Knowledge**, sexual intercourse. In forensic medicine it signifies penetration merely, which penetration need only be vulval without seminal emission.

**Carnauba** (*kar-na-oo'-bah*) [Braz.]. The root of *Corypha cerifera*, a wax-producing palm-tree of tropical America. It is used in Brazil as an alterative and resembles sarsaparilla in its properties. Dose of the fld. ext.  $\text{m xxx}-\text{z j}$ . Unof. **C. Wax**, obtained from the leaves of the carnauba-palm, *Copernicia cerifera*, of Brazil. Its specific gravity is .999 and its melting-point  $185^\circ$  F. ( $84^\circ$  C.). It is brittle and of a yellowish color. It is extensively used in the manufacture of candles.

**Carneous** (*kar'-ne-us*) [*carneus*, of flesh]. Fleshy. **C. Columns**. See *Columnæ Carneæ*.

**Carnification** (*kar-nif-ik-a'-shun*) [*caro*, flesh; *fieri*, to become]. A term indicating the alteration of tissue to an unnatural, fleshy appearance. Also, the amyloid degeneration of certain tissues.

**Carnin** (*kar'-nin*) [*caro*, flesh],  $\text{C}_7\text{H}_8\text{N}_4\text{O}_3$ . A leukomaine isolated from American meat-extract, but not from muscle-tissue itself; also obtained from yeast and wine. It crystallizes in white masses composed of very small irregular crystals; it is soluble with great difficulty in cold, readily soluble in hot water, insoluble in alcohol and in ether. It is not thought to be very poisonous, but experiments made by Brücke show that it causes a fluctuation in the rate of the heart-beat.

**Carnivorous** (*kar-niv'-o-rus*) [*caro*, flesh; *vorare*, to devour]. In surgery, caustic, escharotic; flesh-eating.

**Carnochan's Operations**. See *Operations*, *Table of*.

**Carnose** (*kar'-nōs*) [*carnosus*, fleshy]. Resembling or having the consistence of flesh.

**Carnosity** (*kar-nos'-it-e*) [*carnosus*, fleshy]. A fleshy growth or excrescence.

**Carnot's Doctrine**. An absurd theory advanced as an objection to vaccination. It is the doctrine of the "displacement of mortality." Carnot claimed that while certain diseases (small-pox, measles, croup, etc.,) were decreasing, other diseases (cholera, typhoid fever, dysentery) were increasing, and that vaccination was the cause of all the disturbance.

**Caro** (*ka'-ro*) [L.]. Flesh; muscular tissue.

**Caroba** (*kar-o'-bah*) [L.]. The leaflets of *Jacaranda procera* and of *Cybastax antisyphilitica*. It is a popular Brazilian remedy as an emeto-cathartic, alterative, and tonic in syphilis and in yaws. Dose of the fld. ext.  $\text{m xv}-\text{z j}$ . Unof.

**Carobin** (*kar-o'-bin*) [*caroba*]. An alkaloid said to be found in the leaves of *Jacaranda procera*.

**Carolina** (*kar-o-lil'-nah*) [*Carolus*, Charles]. A name given to two Southern States of the Union. **C. All-spice**. See *Calycanthus*. **C. Pink**. See *Spigelia*.

**Carotic** (*kar-ot'-ik*) [*κόρος*, stupor]. Of the nature of carus; stupid; stupefying.

**Carotico-clinoid** (*kar-ot'-ik-o-kli'-noid*) [*κόρος*, stupor; *κλίνω*, a bed]. Relating to a carotid artery and a clinoid process of the sphenoid bone.

**Carotico-tympanic** (*kar-ot'-ik-o-tim'-pan'-ik*) [*κόρος*, stupor; *τύμπανον*, a drum]. Relating to the carotid canal and the tympanum.

**Carotid** (*kar-ot'-id*) [*καρωτῖς*; *καρβέν*, to produce sleep]. 1. The principal (right and left) artery of the neck. (They were thought to give origin to sleep.) See *Arteries*, *Table of*. 2. Of or relating to either of the two great arteries of the neck, or their principal branches. See *Canal*, *Foramen*, *Ganglion*, *Plexus*, etc.

**Carotin** (*kar'-o-tin*) [*carota*, carrot],  $\text{C}_{18}\text{H}_{24}\text{O}$ . An oily coloring matter found in carrot-root and tomato. It is a lipochrome.

**Carpadellum** (*kar-pad-el'-le-um*) [*καρπός*, fruit; *ἀδηλος*, not manifest]. Same as *Cremocarp*.

**Carpagra** (*kar-p'-a-grah*) [*καρπός*, the wrist; *ἄγρα*, a seizure]. A sudden attack of pain at the wrist.



**Carpain** (*kar-pa'-in*),  $C_{14}H_{27}NO_2$ . An alkaloid extracted from the leaves of *Carica papaya*. It forms well-defined, beautiful crystals, with a very bitter taste, and melting at  $115^\circ C$ . It is recommended for the subcutaneous treatment of heart-disease. Dose, grain  $\frac{1}{10}$  to  $\frac{1}{8}$  subcutaneously, every day, or every second day.

**Carpal** (*kar-p'al*) [*καρπός*, the wrist]. Pertaining to the wrist. **C. Angle**, in biology, the bend of the wing.

**Carpale** (*kar-pa'-le*) [*καρπός*, the wrist]. Any one of the wrist-bones.

**Carpel** (*kar'-pel*) [*καρπός*, fruit]. In biology, the ovule-producing organ of a plant; a simple pistil, or the homologous portion of a compound pistil.

**Carpellary** (*kar'-pel-a-re*) [*καρπός*, fruit]. Containing, like, or belonging to a carpel.

**Carpén** (*kar-p'en*) [*καρπός*, the wrist]. Belonging to the carpus in itself.

**Carphologia** (*kar-fo-lo'-je-ah*). See *Carphology*.

**Carphology** (*kar-fol'-o-je*) [*κάρφος*, chaff; *λέγειν*, to collect]. A symptom in delirious and dying persons consisting in picking at the bedclothes. It is generally looked upon as an unfavorable omen. *Floccilatio*, or *floccilation*, was the term formerly given to this symptom.

**Carpobalsamum** (*kar-po-bal'-sam-um*) [*καρπός*, fruit; *βάλσαμον*, balsam]. The fruit of *Balsamodendron* (*Commiphora*) *opobalsamum*, the Mecca balsam-tree; also a fragrant volatile oil from the same fruit. It is highly prized in the Orient. Unof.

**Carpocace** (*kar-pok'-as-e*) [*καρπός*, wrist; *κακός*, bad]. A diseased condition of the wrist.

**Carpogenic** (*kar-po-je'-ik*) [*καρπός*, fruit; *γένεσις*, producing]. Applied to the fruit-producing cell or system of cells in certain algae.

**Carpognathite** (*kar-pog'-nath-ít*) [*καρπός*, the wrist; *γνάθος*, the jaw]. In biology, the fifth joint of the gnathopodite or foot-jaw of a crustacean. See *Carpos*.

**Carpogonium** (*kar-po-go'-ne-um*) [*καρπός*, fruit; *γόνος*, producing]. In biology, the unfertilized female reproductive organ of certain thallophytes.

**Carpolith** (*kar'-po-lith*) [*καρπός*, fruit; *λίθος*, a stone]. 1. A hard concretion formed in a fruit. 2. A petrified fruit.

**Carpology** (*kar-pol'-o-je*) [*καρπός*, fruit; *λέγειν*, to speak]. That department of botany that treats of fruits.

**Carpomania** (*kar-po-ma'-ne-ah*) [*καρπός*, fruit; *μανία*, madness]. In biology, the excessive production of fruit by trees that are cultivated.

**Carmo-metacarpal** (*kar-po-met-a-kar'-pal*) [*καρπός*, carpus; *μετά*, between, among; *καρπός*, carpus]. Relating to the carpus and to the metacarpus.

**Carmo-pedal** (*kar-po-ped'-al*) [*καρπός*, carpus; *pes*, *pedis*, a foot]. Affecting the wrists or the hands and feet.

**C. Spasm**, a spasm of the hands and feet, or of the thumbs and great toes, associated with the laryngismus stridulus of children. **C. Contractions**. See *Contraction*.

**Carpophagous** (*kar-poff'-ag-us*) [*καρπός*, fruit; *φαγεῖν*, to eat]. Applied to fruit-eating animals.

**Carpophore** (*kar'-po-för*) [*καρπός*, fruit; *φέρειν*, to bear]. In biology, the stalk or support of fruits, corresponding to the receptacle in the flower. Also an organ, in some thallophytes, that bears spores.

**Carpopodite** (*kar-pöp'-o-dít*) [*καρπός*, the wrist; *πόος*, the foot]. In biology, a part of the crustacean limb, i.e., the fifth joint of the endopodite. See *Carpos*.

**Carpoptosis** (*kar-pöp-to'-sis*) [*καρπός*, wrist; *πτῶσις*, a fall]. Wrist-drop.

**Carpos** (*kar'-pos*) [*καρπός*, wrist]. In biology, the fifth

joint of any crustacean appendage (Bate). The same as *Carpognathite* and *Carpopodite* (Milne Edwards).

**Carpospore** (*kar'-po-spör*) [*καρπός*, fruit; *σπορά*, seed]. In biology, the equivalent of spore.

**Carpostome** (*kar'-po-stöm*) [*καρπός*, fruit; *στόμο*, mouth]. In biology, one of the narrow mouths or canals through which spores are discharged from the cystocarp or sporocarp.

**Carpotica** (*kar-pol'-ik-ah*) [*καρπός*, fruit]. Diseases connected with pregnancy and childbirth.

**Carpozyma** (*kar-po-zí'-mah*) [*καρπός*, fruit; *ζύμη*, ferment]. A genus of fermentative microorganisms. **C. apiculata**, a widely-diffused alcoholic ferment found in all fruits.

**Carpue's Operation**. See *Operations*, *Table of*.

**Carpus** (*karp'-us*) [*καρπός*, the wrist]. The eight bones collectively forming the wrist. See *Bones*, *Table of*.

**Carr's Method**. See *Treatment*, *Methods of*.

**Carrageen**, or **Carragheen** (*kar'-ag-én*) [*Carragheen* in Ireland]. Irish moss. See *Chondrus*.

**Carragheenine** (*kar-ag-én'-in*),  $C_6H_{10}O_5$ . A mucilaginous constituent of carragheen, apparently identical with pararabin.

**Carré's Apparatus**. An apparatus for manufacturing ice by means of the evaporation of ether.

**Carriage** (*kar'-āj*). See *Ward-carriage*, *Ambulance*, *Cacolet*.

**Carrick Bend** (*kar'-ik-bend*). A form of knot for fastening together two ligatures. The merit of the knot consists in the free end being held firmly between the two long portions.

**Carron Oil** (*kar'-on oil*). See *Linum* and *Calcium*.

**Car-sickness** (*kar'-sik-nes*). The well-known symptoms of sea-sickness produced by journeying in railway cars.

**Carswell's Grapes**. Pulmonary tubercles when they occur by racemose distribution at the extremities of several adjacent bronchioles. See *Diseases*, *Table of*.

**Carter's Operation**. See *Operations*, *Table of*. **C. Test**. See *Tests*, *Table of*.

**Carthamin** (*karth'-am-in*) [*Ar.*, *qartama*, paint],  $C_{14}H_{16}O_7$ . The coloring-matter in safflower, the blossoms of *Carthamus tinctorius*. It is precipitated from its soda solution by acetic acid as a dark-red powder, which, on drying, acquires a metallic luster. It dissolves with a beautiful red color in alcohol and the alkalis. It is used for surface-coloring or dyeing. See *Pigments*, *Conspectus of*.

**Carthamus** (*karth'-am-us*) [*Ar.*, *qartama*, paint]. American or bastard saffron or safflower. The flowers of *C. tinctorius*. An infusion, "Saffron tea," is a popular domestic remedy as a diuretic in measles and other exanthematous affections. Unof.

**Cartilage** (*kar'-til-āj*) [*cartilago*, gristle]. Gristle; a white, semi-opaque, non-vascular tissue composed of a matrix containing nucleated cells. When boiled, cartilage yields a substance called *Chondrin*, *q. v.* **C., Articular**, that lining the articular surfaces of bones. **C., Bone-**, bone that takes its origin from cartilage, and not from a membrane. **C., Costal**, that occupying the interval between the true ribs and the sternum or adjacent cartilages. **C., Ensiform**, the third piece of the sternum. It is also called the *xiphoid appendix*. **C., Epactal**, small cartilaginous nodules on the upper edge of the alar cartilages of the nose. **C., Hyaline**, distinguished by a granular or homogeneous matrix. **C., Fibro-**, distinguished by a fibrous matrix. **Cartilages of Larynx**, the cartilages of the larynx take part in producing the various modulations of the pitch and intensity of the voice. They are the *thyroid*, *cricoid*, *epiglottis*, and a pair each of *arytenoid*, *cornicula laryngis*, and *cuneiform*, *q. v.* **C. of Meckel**.

- See *Meckel*. **C.**, **Mucronate**, the ensiform cartilage. **C.**, **Nasal**, the cartilaginous framework of the nose, consisting of five pieces, the two upper and two lower cartilages, and the cartilage of the septum. **C.**, **Reticular**, a peculiar cartilage found in the auricle of the ear, the epiglottis, and Eustachian tubes. Its peculiarity consists in a network of yellow elastic fibers pervading the matrix in all directions. **C. of Santorini**, a nodule at the apex of each arytenoid cartilage, the corniculum laryngis. **C. of Weitbrecht**, the interarticular fibro-cartilage that exists in the acromio-clavicular articulation. **C. of Wrisberg**, the cuneiform cartilages, one on each side of the fold of membrane stretching from the arytenoid cartilage to the epiglottis. **C.**, **Yellow**. See *C.*, *Reticular*.
- Cartilagin** (*kar-til'-aj-in*) [*cartilago*, cartilage]. A characteristic principle of hyaline cartilage. Boiling changes it into chondrin.
- Cartilaginification** (*kar-til'-aj-in-if-ik-a'-shun*) [*cartilago*, cartilage; *facere*, to make]. A change into cartilage.
- Cartilaginiform** (*kar-til'-aj-in'-if-orm*) [*cartilago*, cartilage; *forma*, form]. Resembling cartilage.
- Cartilaginoid** (*kar-til'-aj'-in-oid*) [*cartilago*, cartilage; *eidōs*, form]. Resembling cartilage.
- Cartilaginous** (*kar-til'-aj'-in-us*) [*cartilago*, cartilage]. Made up of or resembling cartilage.
- Cartilago** (*kar-til'-a'-go*) [*L.*: *gen.*, *Cartilaginīs*]. Cartilage. **C. triticea**, a small, oblong, fibro-cartilaginous mass, often found in the elastic ligament, the thyrohyoid, connecting the superior cornu of the thyroid cartilage with the greater cornu of the hyoid bone.
- Carum** (*ka'-rum*) [*κάρων*, caraway]. Caraway. The seeds of *C. carui*, indigenous to Europe and an allied species native to the Pacific coast of America. Its odor and taste are due to a volatile oil. It is valuable in infantile colic, but is used chiefly as a flavor. **C.**, **Aqua** (B. P.). Dose ʒj-ij. **C.**, **Infusum**, unof., ʒj-ij, ad Oj. Dose ʒss-ij. **C.**, **Oleum**. Dose ʒj-v.
- Caruncle** (*kar'-ung-k'l*) [*caruncula*, dim. of *caro*, flesh]. A small, abnormal fleshy growth. In biology, applied to certain elevations, protuberances, or excrescences on animals or plants, as the comb of a bird, the fleshy papilla at the inner canthus of the eye, the growths on insect larvæ, and the small masses about the hilum of some seeds. **C.**, **Lachrymal**, one upon the conjunctiva near the inner canthus. **C.**, **Urethral**, a small, bright-red growth situated on the posterior lip of the meatus urinarius; a frequent condition in women. The caruncle varies in size from a hempseed to a filbert; it is very painful, especially during micturition and coitus, and bleeds readily.
- Caruncula** (*kar-ung'-ku-lah*) [dim. of *caro*, flesh: *pl.*, *Caruncule*]. A caruncle. **C. mammillaris**, the olfactory tubercle, an eminence of gray matter between the roots of the olfactory nerve.
- Carunculæ** (*kar-ung'-ku-læ*) [*caruncula*, a caruncle]. The nymphæ. **C. myrtiformes**, the projections of membrane near the orifice of the vagina, thought to be the remains of the hymen after its rupture. They have also been found in the imperforated hymen.
- Caruncular** (*kar-ung'-ku-lar*) [*caruncula*, a caruncle]. Like or pertaining to a caruncle.
- Carus** (*ka'-rus*) [*κάρος*, stupor]. Deep, lethargic sleep. **C. cataleptica**, catalepsy. **C. ecstasis**, trance, or catalepsy. **C. lethargus**, lethargy.
- Carus, Curve or Circle of**. See *Curve*.
- Carvacrol** (*karv'-ak-rol*) [Ital., *carvi*, caraway; *ἄκρος*, sharp],  $C_{10}H_{13}.OH$ . A liquid body occurring in the oil of certain varieties of satureja. It is produced on heating carvol with glacial phosphoric acid. It is a thick oil, solidifying at low temperatures; it melts at  $0^{\circ}$  and boils at  $236^{\circ}$ . It has a very disagreeable odor and strong taste. It has been used to relieve toothache.
- Carvene** (*karv'-en*) [It., *carvi*, caraway],  $C_{10}H_{16}$ . A hydrocarbon contained in caraway. It is a light terpene. See also *Citrene*.
- Carvol** (*karv'-ol*) [It., *carvi*, caraway; *oleum*, oil],  $C_{10}H_{14}O$ . An aromatic alcohol isomeric with carvacrol, and obtained from oil of cumin. It is an oil with a pleasant odor, boiling at  $225^{\circ} C$ .
- Caryoblast** (*kar'-e-o-blast*) [*κάρων*, a nucleus; *βλαστός*, a germ]. Any nucleated plastidule.
- Caryocinesis** (*kar-e-o-sin-e'-sis*) [*κάρων*, a nut (nucleus); *κίνησις*, movement]. See *Karyokinesis*.
- Caryocinetic** (*kar-e-o-sin-et'-ik*). See *Karyokinetic*.
- Caryolysis** (*kar-e-o-lis'-is*) [*κάρων*, nucleus; *λύειν*, to loose]. The process of the dissolution of cell-nuclei.
- Caryolytic** (*kar-e-o-lit'-ik*) [*κάρων*, nucleus; *λίσσις*, dissolution]. Pertaining to *Caryolysis*.
- Caryomitosi** (*kar-e-o-mit-o'-sis*). See *Karyomitosi*.
- Caryophyllin** (*kar-e-o-phil'-in*) [*κάρων*, a nut; *φύλλον*, a leaf],  $C_{10}H_{16}O$  or  $C_{20}H_{32}O_2$ . The neutral crystalline principle of cloves. It occurs in tasteless and odorless silky acicular crystals, soluble in warm alcohol and ether. See *Caryophyllus*.
- Caryophyllus** (*kar-e-o-phil'-us*) [*κάρων*, a nut; *φύλλον*, a leaf]. Clove. The unexpanded flowers of *Eugenia caryophyllata*, distinguished by their pungent, spicy taste. Its properties are due to a volatile oil, which is antiseptic, stimulant, and irritant. It also contains a crystalline body, *Eugenin*,  $C_{10}H_{12}O_2$ , and a camphor, *Caryophyllin*,  $C_{10}H_{16}O$ . It is useful as a stomachic, and to prevent griping when combined with purgatives. **C.**, **Infusum** (B. P.). A strength of 1 to 40 recommended. Dose ʒj-ij. **C.**, **Ol.**, contains an acid and a phenol compound. Dose ʒj-iv. It is used also by microscopists to clarify preparations and tissues for mounting.
- Caryoplasm** (*kar'-e-o-plazm*) [*κάρων*, a nucleus; *πλάσμα*, that which is formed]. The plasm of a cell-nucleus; nuclear plasm.
- Caryopsis** (*kar-e-op'-sis*) [*κάρων*, a nut; *ὄψις*, appearance]. In biology, an indehiscent dry fruit, like that of the wheat, in which the single seed is enveloped in the closely-adhering pericarp.
- Casali Green**. See *Conspectus of Pigments*, under *Pigment*.
- Casali's Test**. See *Tests, Table of*.
- Casamajor's Test**. See *Tests, Table of*.
- Casaubon's Apparatus**. One for charging water with  $CO_2$  by the intermittent method.
- Casca Bark** (*kas'-kah bark*). Sassy Bark; Ordeal Bark. The bark of *Erythrophileum guinense*, a tree native to Africa, with properties due to an alkaloid. It produces nausea and vomiting. It is valuable in intermittent fevers, and is a more powerful heart-tonic than digitalis. **C.**, **Tinct.**, 25 per cent. in strength. Dose ʒx. Unof. **C.**, **Ext. Aq.** Dose gr. j. **C.**, **Ext. Fld.** Dose ʒv-xv. **Erythrophlein**, the active alkaloid, unof., is locally an anesthetic.
- Cascadöe** (*kas-kad-o'-e*). See *Tinea imbricata*.
- Cascara** (*kas'-kar-ah*) [Sp., "bark"]. The bark. **C. amarga**, Honduras Bark. The bark of a tree native to Mexico, much used as an alternative tonic in syphilis and skin-affections. **C. Cordial**, a trade preparation. Dose ʒxv-ʒij. **C.**, **Fld. Ext.** Dose ʒss-j; of the powdered extract gr. v-x. Unof. **C. sagrada**, Chittenden Bark, Sacred Bark. The bark of *Rhamnus purshiana*, or California Buckthorn. Its properties are due to a volatile oil. It is useful in the treatment of chronic constipation. All unof. **Casc. sagrad.**, **Ext.** (B. P.). Dose gr. ij-viii. **Casc. sagrad.**, **Ext. Liquidum** (B. P.). Dose ʒv-ʒj.



**Cascarilla** (*kas-kar-il'-ah*) [Sp., dim. of *casca*, bark]. The bark of *Croton eluteria*, native to the Bahama Islands, an aromatic bitter, increasing the natural secretions of the digestive organs. **C.**, **Infus.** (B. P.). Dose 3 j-iij. **C.**, **Tinctura** (B. P.). Dose 3 ss-ij.

**Cascarillin** (*kas-kar-il'-in*) [*cascarilla*, dim. of *casca*, bark],  $C_6H_5O_2$ . The active principle of cascarilla bark; a white, crystalline, bitter substance, scarcely soluble in water.

**Case** (*kās*) [*cadere*, to happen]. A single instance or example of a disease. A covering, or box-like structure. **C.**, **Brain-**, the calvaria. **C.**, **Muscle-**. See *Muscle*. **C.-taking**, the collection of memoranda and notes of an individual case for service in diagnosis or prognosis, or for use in a medico-legal inquiry. **C.**, **Trial-**, in ophthalmology, a case containing various lenses for refracting the eye, etc.

**Caseation** (*ka-ze-a'-shun*) [*caseum*, cheese]. The precipitation of casein during the coagulation of milk. Also a fatty degeneration of pus, tubercle, etc., in which the structure is converted into a soft, cheese-like substance.

**Casein** (*ka'-ze-in*) [*caseum*, cheese]. A derived albumin, the chief proteid of milk, precipitated by acids and by rennet at 40° C. It is closely allied to alkali-albumin, but contains more nitrogen and a large amount of phosphorus. It constitutes most of the curd of milk. Two varieties of **C.**, **Vegetable**, have been described,—**Legumin**, in peas, beans, etc., and **Conglutin**, in hops and almonds. **C. Saccharid**, a compound of dry casein one part, cane-sugar nine parts, and sodium bicarbonate enough to render it slightly alkaline. It is useful in preparing emulsions, whether of oils, balsams, terpenes, resins, or gum-resins.

**Caseinogen** (*ka-ze-in'-o-jen*) [*caseum*, cheese; *γεννῶν*, to produce]. A peculiar substance occurring in milk, neither an alkali-albumin nor a globulin, but occupying a distinct position among proteids. When acted upon by a digestive ferment it produces casein, or the curd of milk. Caseinogen is a proteid analogous to fibrinogen, myosinogen, etc.

**Caseose** (*ka'-ze-os*) [*caseum*, cheese]. A product of the gastric digestion of casein.

**Caseous** (*ka'-ze-us*) [*caseum*, cheese]. Having the nature or consistence of cheese.

**Cashew** (*kash-oo'*). The cashew-nut, the product of *Anacardium occidentale*. See *Acajou*.

**Cashoo** (*kash-oo'*). Same as *Catechu*.

**Cassava** (*kas-a'-vah*) [Sp., *casabe*]. The fecula of manioc, *Janipha manihot*, separated from the juice. Unof. See *Tapioca*.

**Cassel Brown**. Same as *Vandyke Brown*. **C. Green**. Same as *Manganese Green*. **C. Yellow**. See *Conspectus of Pigments*, under *Pigment*.

**Cassel's Operation**. See *Operations*, *Table of*.

**Casselmann's Green**. See *Conspectus of Pigments*, under *Pigment*.

**Cassena** (*kas-el'-nah*) [L.]. The *Ilex cassine*, the youpon-tree of the Southern U. S. Its leaves are expectorant, cathartic, emetic, and stimulant. Unof.

**Casser, Ganglion of**. See *Ganglia*, *Table of*. **C.**, **Nerve of**. See *Nerves*, *Table of*.

**Casserian Ganglion**. See *Ganglia*, *Table of*.

**Cassia** (*cash'-e-ah*) [κασία, a perfume]. 1. A genus of leguminous plants, several species of which afford *Senna*, q. v. 2. An old name, still used commercially for the coarser varieties of cinnamon. See *Cinnamon*. **C. Bark**, *Cassia lignea*. See *Cinnamon*. **C. Buds**, the immature fruit of Chinese cinnamon; used chiefly as a spice. **C. marilandica**, of N. America, produces the leaves called American senna,

which are less active as a cathartic than the true senna.

**C. Oil**, a variety of oil of cinnamon, used in pharmacy and in perfumery. **C.**, **Purging**, is the fruit of a tree, *C. fistula*, growing in tropical regions. The pulp, **C. Pulpa** (B. P.), in 3 j-iij doses is a mild laxative.

**Cassideus** (*kas-id'-e-us*) [*cassis*, a helmet]. In biology, helmet-shaped.

**Cassimuniar**, or **Cassumunar** (*kas-im-u'-ne-ar*, or *kas-um-u'-nar*). The plant *Zingiber cassumunar* and its aromatic rhizome, formerly used like true ginger; now scarcely known in commerce or in pharmacy. It is tonic and stimulant. Unof.

**Cassius's Purple**. See *Pigments*, *Conspectus of*.

**Cassonade** (*kas-on-ad'*) [Fr.]. A name formerly applied in the French colonies to *Muscovado Sugars*, q. v.

**Cast** (*kast*) [ME., *casten*, to throw]. 1. A mass of fibrous or plastic material that has taken the form of some cavity in which it has been moulded. From their source, casts may be classified as bronchial, intestinal, nasal, esophageal, renal, tracheal, urethral, vaginal, etc. Of these, the *renal* casts are the most important, by reason of their significance in diseases of the kidney. Classed according to their constitution, casts are epithelial, fatty, fibrinous, granular, hyaline, mucous, sanguineous, waxy, etc. See *Tube-casts*. 2. To throw off; applied to labor in cattle. 3. Strabismus.

**Castanea** (*kas-tal'-ne-ah*) [L.]. Chestnut. The leaves of *C. vesca*. They contain tannic and gallic acids and other principles whose value is not known. They are used in infusion or decoction as a remedy for whooping-cough. **C.**, **Fld. Ext.** Dose ʒ v-lx.

**Castillon's Powders**. Powders containing sago, salep, tragacanth, of each 8 parts, prepared oyster-shells, 2, cochineal, 1. They are used in treating diarrhea and dysentery.

**Casting** (*kast'-ing*) [ME., *casten*, to throw]. In dental mechanism, running fused lead, tin, zinc, or brass into a mould made in sand, with a plaster transfer of any portion or the whole of the alveolar border and so many of the teeth as may be remaining in it, and the palatine arch when it becomes necessary to adapt a plate to it.

**Castor** (*kas'-tor*). See *Castoreum*. **C. Bean** and **C. Oil**. See *Ricini*.

**Castoreum** (*kas-to'-re-um*) [κάστωρ, the beaver]. The dried preputial follicles and their secretion, obtained from the beaver, *Castor fiber*. It is a reddish-brown substance with a strong odor. It is antispasmodic and stimulant, its action resembling that of musk. **C.**, **Tinct.** Dose 3 ss-ij. Unof.

**Castoria** (*kas-to'-re-ah*) [κάστωρ, the beaver]. A proprietary medicine recommended as a substitute for castor oil.

**Castorin** (*kas'-tor-in*) [κάστωρ, the beaver]. A crystalline substance obtained from castor.

**Castration** (*kas-tra'-shun*) [*castrare*, to cut]. Orchestomy; the excision of one or both testicles. **C.**, **Female**, removal of the ovaries; oöphorectomy; spaying.

**Casts** (*kasts*). See *Cast*, and *Tube-casts*.

**Casual** (*kas'-u-al*) [*casus*, chance]. Fitted or set apart for the treatment of accidental injuries, as a casual ward in a hospital.

**Casualty** (*kas'-u-al-te*) [*casus*, chance]. An accidental injury; a wound, or loss of life, accidentally incurred; an injury in a battle.

**Catabasis** (*kat-ab'-as-is*) [κατάβασις, a descent]. The decline of a disease.

**Catabolergy**, or **Katabolergy** (*kat-ab-ol'-er-je*) [κατά, down; βάλλειν, to throw; ἔργον, work]. Energy expended in catabolic processes.

**Catabolic** (*kat-ab-ol'-ik*) [κατά, down; βάλλειν, to throw]. Of the nature of, or pertaining to, catabolism.

- Catabolism** (*kat-ab'-ol-izm*) [κατά, down; βάλλειν, to throw]. Destructive metamorphosis; disassimilation; physiologic disintegration; movement toward a catastate.
- Catabythismomania** (*kat-ab-ith-iz-mo-ma'-ne-ah*) [καταβυθισμός, submergence; μανία, madness]. Insane impulse to suicide by drowning.
- Catabythismus** (*kat-ab-ith-iz'-mus*) [καταβυθισμός, submergence]. Drowning; especially suicidal drowning.
- Catacathartic** (*kat-ak-ah-ar'-tik*) [κατά, down; καθάρσις, purgation]. 1. Purging. 2. A medicine or agent that causes purgation.
- Catacausis** (*kat-ak-aw'-sis*) [κατά, down; καίειν, to burn]. Spontaneous combustion.
- Cataclasis** (*kat-ak'-las-is*) [κατά, down; κλάειν, to break]. A fracture.
- Catacleisis** (*kat-ak-ih'-sis*) [κατάκλεισις, a locking]. Closure of the eyelids by adhesion or by spasm.
- Catacorolla** (*kat-a-ko-rol'-ah*) [κατά, against; corolla, a little crown]. In biology, a secondary corolla either within or without the true corolla.
- Catacrotic** (*kat-ak-rot'-ik*) [κατά, down; κρότος, a striking]. Interrupting the line of descent in a sphygmogram.
- Catacrotism** (*kat-ak'-rot-izm*) [κατά, down; κρότος, a striking]. An interruption or oscillation of the line of descent in a sphygmogram; the quality of being catacrotic or of being marked by oscillation in the sphygmographic line of descent.
- Catadicrotism, or Katadicrotism** (*kat-ad-ik'-rot-izm*) [κατά, down; δίκροτος, double beating]. The occurrence of a divided or double pulsation in the downward stroke of the sphygmograph.
- Catadidymous** (*kat-ad-id'-im-us*) [κατά, down; δίδυμος, twin]. Joined into one, as a twin monstrosity, but with a downward cleavage, so that the upper parts are double.
- Catadidymus** (*kat-ad-id'-im-us*) [κατά, down; δίδυμος, twin]. A catadidymous monstrosity.
- Catadromous** (*kat-ag-ro-mus*) [κατά, down; δρᾶμειν, running down]. In biology, applied to such fishes as descend rivers to spawn in the sea, *e. g.*, the eel.
- Catagenesis** (*kat-aj-en'-es-is*) [κατά, down; γένεσις, generation]. In biology, the process of creation by retrograde metamorphosis of energy, or by the specialization of energy (Cope).
- Catagma** (*kat-ag'-mah*) [κάταγμα, a fracture: *pl.*, *Catagmata*]. A fracture.
- Catagmatic** (*kat-ag-mat'-ik*) [κάταγμα, a fracture]. 1. Relating to or serviceable in cases of fracture. 2. A remedy that promotes the union of broken parts.
- Cataglossum** (*kat-ag-o-glos'-um*) [κατάγειν, to draw down; γλῶσσα, the tongue]. A tongue-depressor.
- Catalepsy** (*kat-al-ep'-se-ah*). See *Catalepsy*. **C. artificialis**, artificial or hypnotic catalepsy. **C. accessoria**, catalepsy associated with some other leading nervous affection. **C. cerea**, waxen catalepsy; catalepsy in which the limbs if placed in any given position will retain it as if they were made of wax. **C. epidemica**, the epidemic or imitative variety. **C. spuria**, or false catalepsy. See *Ecstasy*.
- Catalepsy** (*kat'-al-ep-se*) [κατά, down; λαμβάνειν, to seize]. A peculiar neurosis characterized by loss of will and muscular rigidity, due to a diseased condition of the central nervous system. It occurs in those of the neurotic diathesis, and usually between the ages of 20 and 30 years. It is commonly associated with hysteria, but may be found in conjunction with tetanus and the various psychoses. It often forms a part of the hypnotic state. See *Somnambulism*. **C., Local**, that affecting a single organ or group of muscles. **C., Plastic**. See *Catalepsy cerea*.
- Cataleptic** (*kat-al-ep'-tik*) [κατά, down; λαμβάνειν, to seize]. Relating to, affected with, or of the nature of, catalepsy.
- Cataleptiform** (*kat-al-ep'-tif-orm*) [κατά, down; λαμβάνειν, to seize; *forma*, form]. Resembling catalepsy.
- Catalpa** (*kat-al'-pah*) [native Am. Indian]. A genus of American and Asiatic bigoniaceae trees. **A. bigoniodes** and **A. speciosa**, of North America, have astringent, anthelmintic, and tonic qualities; the leaves and pods are reputed anodyne, emollient, and antasthmatic. Unof.
- Catalysis** (*kat-al'-is-is*) [καταλύνειν, to dissolve]. In chemistry, a reaction that appears to take place owing to the mere presence of another body that apparently undergoes no change.
- Catalytic** (*kat-al-it'-ik*) [καταλύνειν, to dissolve]. 1. Of the nature of, or characterized by, catalysis. 2. Any medicine that is supposed to break down, destroy, or counteract morbid agencies existing within the economy. See *Alterative*.
- Catamenia** (*kat-am-e'-ne-ah*) [κατά, concerning, according to; μήν, month]. The recurrent monthly discharge of blood during sexual life from the genital canal of the female.
- Catamenial** (*kat-am-e'-ne-al*) [κατά, concerning; μήν, a month]. Pertaining to the catamenia.
- Catantochasmus** (*kat-an-to-ka-s'-mus*) [κάταντα, downward; χάσμα, an expanse]. In craniometry, Lissauer's term for a skull in which the angle between the radius fixus and a line joining the anterior point of the foramen magnum and the posterior nasal spine is less than 13°.
- Catantopylus** (*kat-an-top'-il-us*) [κάταντα, downward; πύλη, an opening]. In craniometry, Lissauer's term for a skull in which the angle between the radius fixus and the line joining the anterior and posterior points of the foramen magnum is between one and eight degrees.
- Catantorrhinus** (*kat-an-tor-i'-nus*) [κάταντα, downward; ρίς, the nose]. In craniometry, Lissauer's term for a skull in which the angle between the radius fixus and the line joining the wing of the vomer and the anterior nasal spine is between 1° and 16.5°.
- Catantostomus** (*kat-an-tos'-to-mus*) [κάταντα, downward; στόμα, the mouth]. In craniometry, Lissauer's term for a skull in which the angle between the radius fixus and a line joining the premaxillary point and the wing of the vomer is between 9° and 25.5°.
- Catanturaniscus** (*kat-an-tür-an-is'-kus*) [κάταντα, downward; οὐρανίσκος, the roof of the mouth]. In craniometry, Lissauer's term for a skull in which the angle between the radius fixus and the line joining the posterior rim of the incisor foramen and the premaxillary point is between 1° and 20°.
- Catanturanus** (*kat-an-tür'-än-us*) [κάταντα, downward; οὐρανός, the palate]. In craniometry, Lissauer's term for a skull in which the angle between the radius fixus and the line joining the premaxillary point and the nasal spine is between 1° and 17°.
- Catapasm** (*kat'-ap-azm*) [κατάπασμα, powder]. A dry powder to be sprinkled upon the skin or upon a sore.
- Catapetalous** (*kat-ap-el'-al-us*) [κατά, against; πέταλον, a leaf]. In biology, applied to polypetalous flowers in which the bases of the petals are adherent to the bases of the stamens.
- Cataphasia** (*kat-af-a'-ze-ah*) [κατάφασις, assent]. A condition of imperfect consciousness, in which the patient repeatedly utters the same word or words spontaneously, or in reply to a question.
- Cataphora** (*kat-af'-o-rah*) [καταφορά, a fall]. Lethargy; imperfect or restless coma, with intervals of coma-vigil.



**Cataphoresis** (*kat-af-or-e'-sis*) [καταφέρειν, to bring down]. The introduction of drugs into the system through the skin, by means of ointments or solutions applied by the electrode of a battery.

**Cataphoric** (*kat-af-or'-ik*) [κατά, down; φέρειν, to carry]. Passing, or causing a passage, from the anode to the kathode, through a diaphragm or septum.

**Cataphract** (*kat'-af-rakt*) [καταφρακτής, a coat of mail]. In biology, the protective armor-plates or scales of some animals.

**Cataphracted** (*kat'-af-rak-ted*) [καταφρακτος, mailed]. In biology, protected by an armor of thick skin, heavy plates or scales.

**Cataphyllum** (*kat-af-il'-um*) [κατά, down; φύλλον, a leaf]. In biology, a rudimentary scale-like leaf, as a cotyledon or bud-scale.

**Cataplasia** (*kat-ap'-las-is*) [κατά, down; πλάσις, formation]. The stage of decline in the individual life.

**Cataplast** (*kat'-ap-las'm*) [κατάπλασμα, a poultice]. See *Poultice*. **C.**, **Emollient**. See *Species emollientes*.

**Cataplasma** (*kat-ap-las'-mah*) [L.]. A cataplast. **C. fermenti** (B.P.), beer yeast, wheaten flour, water at 100° F. A stimulant and antiseptic for indolent ulcers.

**Cataplectic** (*kat-ap-lek'-tik*) [κατάπληξις, a striking down]. Fulminant; sudden and overwhelming.

**Cataplexis** (*kat-ap-leks'-is*) [κατάπληξις, a striking down]. 1. A sudden and overwhelming shock or attack of disease; prostration by the onset of disease, or by shock. 2. Hypnotic sleep.

**Cataptosis** (*kat-ap-to'-sis*) [κατά, down; πτώσις, a falling]. Apoplexy; epilepsy; paralysis; ptosis.

**Cataract** (*kat'-ar-akt*) [καταράκτης, a falling down or over, as of something over the vision]. Diminished transparency or an opacity of the crystalline lens, or of its capsule. **C.**, **Artificial Maturation of, Förster's Method** consists in friction of the cornea against the lens by pressure upon the cornea. *Beltmann's Method* consists in "direct trituration" of the lens with a spatula introduced into the anterior chamber.

Both methods are preceded by an iridectomy. **C.**, **Black**, the lens is pigmented, and of a dark-brown color. **C.**, **Capsular**, consists in non-transparent deposits on the inner surface of the capsule. **C.**, **Cortical**, opacification of the outer layers of the lens. **C.**, **Diabetic**, is associated with diabetes. **C.**, **Discission** of, an operation preliminary to absorption, or extraction by suction, consisting in rupturing the capsule, so that the aqueous humor gains access to the lens.

**C.**, **Extraction of**, removal of the cataractous lens by surgical operation. See *Extraction of C.* **C.**, **Fluid**, **C.**, **Lacteal**, the breaking up of an opaque lens into a milky fluid. **C.**, **Green**, a name given to a grayish-green reflex seen in glaucoma; it is also seen when the pupil is dilated and at the same time the media are not completely transparent. **C.**, **Immature**, or **Unripe**, only a part of the lens-substance is cataractous. **C.**, **Lacteal**. See *C.*, *Fluid*. **C.**, **Lamellar**, or **Zonular**; certain layers between the cortex and nucleus are opaque, the remaining layers being transparent. **C.**, **Mature**, or **C.**, **Ripe**, the whole lens-substance is cataractous. **C.**, **Morgagnian**, when a *hyper-mature* or *overripe* *C.* shrinks and leaves a nucleus floating in the dissolved outer layers. **C.**, **Naphthalinic**, an opacity of the lens of a rabbit following the administration of naphthalin. **C.**, **Polar** (anterior or posterior), the opacity is confined to one pole of the lens. **C.**, **pricker**. See *Cataract-pricking*. **C.**, **pricking**, a name given to the old method of artificial luxation of the lens in cases of cataract. A needle was passed into the sclera on the outer margin of the cornea and into the lens, which was then depressed into the vitreous. Those

who performed this operation were called *cataract-prickers*. **C.**, **Pyramidal**, the opacity is at the anterior pole and is conoid, the apex extending forward.

**C.**, **Recurrent Capsular**, or **Secondary**, capsular cataract, appearing after the extraction of the lens.

**C.**, **Senile**, the cataract of old persons, the most frequent form, and that understood when not specified as *congenital*, *juvenile*, *traumatic*, *soft*, etc. **C.**, **Soft**, is especially that of the young; the lens-matter is of soft consistency and milky appearance.

**Cataracta** (*kat-ar-ak'-tah*). See *Cataract*. **C. secundaria**. See *After-cataract*.

**Cataractous** (*kat-ar-ak'-tus*) [καταράκτης, a falling down or over]. Of the nature of or affected with cataract.

**Catarrh** (*kat-ar'*) [καταρρέειν, to flow down]. Inflammation of a mucous membrane, especially of the respiratory tract, but also applied to the bladder, etc. Its main symptoms are redness and swelling of the affected membrane with a more or less profuse mucous discharge. **C.**, **Epidemic**. See *Influenza*.

**C.**, **Gastric**, gastritis, acute or chronic. **C.**, **Intestinal**, enteritis, acute or chronic. **C.**, **Nasal**, coryza, *q. v.* See also *Rhinitis*. **C.**, **Pulmonary**, bronchitis, acute or chronic. **C.**, **Suffocative**. Synonym of *Capillary Bronchitis*, *q. v.* See also *Suffocative Catarrh*. **C.**, **Uterine**, endometritis. **C.**, **Venereal**. Synonym of *Gonorrhoea*. **C.**, **Vesical**, cystitis.

**Catarrhal** (*kat-ar'-al*) [καταρρέειν, to flow down]. Of the nature of, affected with, or relating to catarrh. **C.** **Fever**. Synonym of *Influenza*.

**Catarrhine** (*kat'-ar-in*) [κατά, down; ρίς, the nose]. In biology, of or affected with those monkeys and apes that have approximated nostrils directed downward and separated by a narrow septum.

**Catarrhus** (*kat-ar'-us*). See *Catarrh*. **C. genitalium**. Synonym of *Leukorrhoea*.

**Catastaltic** (*kat-as-tal'-tik*) [καταστέλλειν, to check, to send downward]. 1. Astringent. 2. Passing from above downward (as a nerve impulse).

**Catastasis** (*kat-as'-tas-is*) [κατάστασις, a settling]. Condition, state, habit; a decline, or quieting of symptoms; restitution, as of a displaced part.

**Catastate** (*kat'-as-tat*) [κατάστατος, settling down]. Any one of a series of successive catabolic states, substances, or conditions, each one of which is less complex, more stable, and exhibits less functional activity than its predecessor.

**Catastatic** (*kat-as-tat'-ik*) [κατάστασις, a settling down]. Relating to a catastasis, or to a catastate.

**Catatonía**, or **Katatonía** (*kat-at-o'-ne-ah*) [κατά, down; τόνος, tension]. A form of mental derangement progressing from melancholia successively through mania and stupidity to imbecility and tonic convulsions.

**Catatoný** (*kat-at'-o-ne*). See *Catatonía*.

**Catechin** (*kat'-e-chin*) [*catechu*],  $C_{21}H_{30}O_9 + 5H_2O$ . Catechinic acid, the active principle of catechu. It crystallizes in shining needles of a snow-white, silky appearance.

**Catechol** (*kat'-e-chol*). See *Pyrocatechin*.

**Catechu** (*kat'-e-choo*) [E. Ind.]. An extract prepared from the wood of *Acacia catechu*, a native of the East Indies. It contains 50 per cent. of tannic acid, and hence is a powerful astringent. It is used for the diarrhea of children and as a gargle and mouth-wash. Dose of the powdered extract gr. j-3 ss. See also *Pigments*, *Conspectus of*. **C.**, **Infusum** (B.P.). Dose 3j-iss. **C.**, **Pulv. Comp.** (B.P.). Contains catechu, kino, and rhatany. Dose gr. xx-xl. **C.**, **Tinct. Composita**, contains catechu 10, cassia cinnamon 5, dilute alcohol q. s. Dose ʒx-3j. **C.**, **Trochisci**, each contains one grain of catechu with sugar, tragacanth, and orange-flower water.

**Catelectrotonus** (*kat-el-ek-trot'-o-nus*) [*κατά*, down; *ἤλεκτρον*, amber; *τόνος*, tension]. The state of increased irritability of a nerve near the cathode. See *Anelectrotonus*.

**Catenulate** (*kat-en'-u-lāt*) [*catenula*, a small chain]. In biology, having a chain-like arrangement.

**Catgut** (*kat'-gut*). The intestines of a sheep treated to make ligatures. **C.**, **Carbolized**, catgut rendered aseptic by soaking in a solution of carbolic acid. **C.**, **Chromicized**, treated with chromic acid. **C. Mat**, an appliance used in intestinal anastomosis for the purpose of approximating the edges of the severed intestines. **C. Plate**, an appliance for uniting the intestinal edges in intestinal anastomosis. It is made of a solid catgut sheet; is thin, large, and flat, and resembles the Senn decalcified bone-plates.

**Catha** (*ka'-thah*) [Ar., *kat*]. A genus of celastraceous plants. **C. edulis** affords leaves and twigs which the Arabs use as a substitute for tea and coffee.

**Catharma** (*kath-ar'-mah*) [*κάθαρμα*, refuse: *pl.*, *Catharmata*]. That which is removed by purgation; excrement.

**Catharsis** (*kath-ar'-sis*) [*καθαίρειν*, to purge]. Purgation.

**Cathartic** (*kath-ar'-tik*) [*καθαρτικός*, purging]. 1. Purgative. 2. A medicine used to produce evacuations of the bowels. A purgative. **C. Acid**. See *Senna*. **C. Pill, Compound**. See *Colocynth*.

**Cathelectrotonus**. See *Catelectrotonus*.

**Catheresis** or **Cathæresis** (*kath-er-e'-sis*) [*καθαίρειν*, to cut down]. 1. Prostration or weakness induced by medication. 2. Caustic action; it often designates a feebly caustic action.

**Catheretic** (*kath-er-et'-ik*) [*καθαίρειν*, to reduce]. 1. Reducing; weakening; prostrating. 2. Caustic. 3. A reducing or caustic agent.

**Catheter** (*kath'-et-er*) [*καθετήρ*, a thing put down]. A tube-like instrument for evacuating the liquid of a cavity, usually the bladder. **C.**, **Bozeman's**, a double-current uterine catheter. **C.**, **Eustachian**, an instru-

rubber and of varying caliber, somewhat triangular on section, used for the dilatation of laryngeal strictures. **C.**, **Self-retaining**, one that will hold itself within the bladder without other appliances to assist it.

**Catheterism**, or **Catheterization** (*kath'-et-er-izm*, or *kath-et-er-iz-a'-shun*) [*καθετήρ*, a thing put down]. The use or passing of a catheter.

**Catheterize** (*kath'-et-er-iz*) [*καθετήρ*, a thing put down]. To operate upon with a catheter.

**Cathetometer** (*kath-et-om'-et-er*) [*κάθετος*, a plumb-line; *μέτρον*, a measure]. An instrument of precision used in craniometry for determining the length, breadth, height, and possible abnormality of the skull.

**Cathetometric** (*kath-et-o-met'-rik*) [*κάθετος*, a plumb-line; *μέτρον*, a measure]. Relating to the cathetometer.

**Cathetometry** (*kath-et-om'-et-re*) [*κάθετος*, a plumb-line; *μέτρον*, a measure]. The measurement of the skull by the cathetometer.

**Cathodal** (*kath'-o-dal*) [*κατά*, down; *ὁδός*, way]. Relating to a cathode.

**Cathode** (*kath'-ōd*) [*κατά*, down; *ὁδός*, way]. The negative electrode or pole of an electric circuit.

**Cathodic** (*kath-ōd'-ik*) [*κατά*, down; *ὁδός*, way]. 1. Relating to a cathode. 2. Proceeding downward; efferent or centrifugal (applied to a nerve-current or nerve-impulse).

**Catholicon** (*kath-ōl'-ik-on*) [*καθολικόν*, universal]. A universal remedy; a cure-all.

**Cation** (*kat'-e-on*) [*κατά*, downward; *ίεναι*, to go]. An electro-positive element; one that accumulates at the cathode in electrolysis. See *Ion*.

**Catkin** (*kat'-kin*) [Ger., *Kätzchen*, dim. of *cat*]. In biology, the indeterminate deciduous, scaly spike of unisexual sessile flowers, forming the inflorescence of many trees, e.g., the willow and birch. Cf. *Ament*.

**Catling**, or **Catlin** (*kat'-ling*, or *kat'-lin*). A long, pointed, two-edged knife for amputating.

**Catnep**, or **Catnip** (*kat'-nep*, or *-nip*) [corruption of *cat-mint*]. The leaves and tops of the herb *Nepeta cataria*, a stimulant and tonic; a popular remedy for chlorosis, hysteria, etc. Dose of fld. ext. ʒj-ij. Unof.

**Catocathartic** (*kat-o-kath-ar'-tik*). See *Catacathartic*.

**Catoche** (*kat'-o-ke*) [*κατοχή*, catalepsy]. Catochus.

**Catochus** (*kat'-o-kus*) [*κάτοχος*, a holding down]. 1. Catalepsy; coma-vigil. 2. Apparent death; trance.

**Catodont** (*kat'-o-dont*) [*κάτω*, down; *ὀδοίς*, tooth]. Possessing teeth only in the lower jaw.

**Catoptric Test**, the diagnosis of cataract by means of the reflection of images from the cornea and lens-capsules.

**Catoptrics** (*kat-op'-triks*) [*κατοπτρικός*, in a mirror]. The laws of the reflection of light.

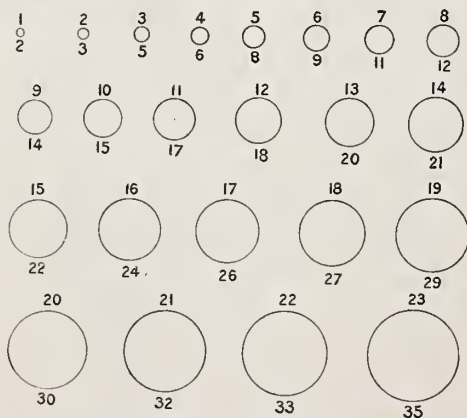
**Catorhinus** (*kat-o-rin'-us*) [*κάτω*, below; *ρίς*, the nose]. In craniometry, Lissauer's term for a skull in which the angle between the radius fixus and the line joining the wing of the nose and the anterior nasal spine is between 16.5° and 33°.

**Catostomus** (*kat-os'-to-mus*) [*κάτω*, below; *στόμα*, the mouth]. In craniometry, Lissauer's term for a skull in which the angle between the radius fixus and the line joining the premaxillary point and the wing of the vomer is between 25.5° and 42.5°.

**Catoteric** (*kat-o-ter'-ik*) [*κατωτερικός*, a carrying downward]. A purgative or cathartic.

**Catotica** (*kat-ōl'-ik-ah*) [*κατωτερικός*, a carrying downward]. Medicines or diseases that affect the internal surfaces of the body.

**Catotretous** (*kat-ōl'-ret-us*) [*κατά*, down; *τρητός*, perforate]. In biology, having the oral and anal apertures on the ventral surface. **C.**, **Amaurosis**, a condition noted in suppurative choroiditis in which the



THE SIZES OF CATHETERS.

The upper number indicates that of the American system; the lower, that of the French.

ment for examining the E. tube, distending or making applications to it. **C. Fever**, systemic disturbance, with fever, following the introduction of the catheter into the urethra. **C.**, **Gouley's**, a solid curved-steel instrument grooved on its inferior aspect, for passing over a guide, through a stricture into the bladder. **C.**, **Lung**, a soft-rubber tube that may be passed down the trachea. **C.**, **Schrötter's**, instruments of hard



exudate is visible at a distance as a vivid whitish or yellowish reflex from the pupil. **C. Pupil.** See *Pupil*.

**Catouraniscus** (*kat-o-ūr-an-is'-kus*) [κάτω, below; οὐρανός, the roof of the mouth]. In craniometry, Lissauer's term for a skull in which the angle between the radius fixus and the line joining the center of the posterior margin of the incisor foramen and the premaxillary point is between 20° and 40°.

**Catouranus** (*kat-o-ūr'-an-us*) [κάτω, below; οὐρανός, the roof of the mouth]. In craniometry, Lissauer's term for a skull in which the angle between the radius fixus and the line joining the premaxillary point and the posterior nasal spine is between 17° and 34°.

**Cattimandu** (*kat-im-an'-doo*) [E. Ind.]. An E. Indian tree, *Euphorbia cattimandoo*; also its medicinal gum. It is used as a cement and as a remedy for rheumatism. When fresh it is an active vesicant. **Unof.**

**Cattle Plague** (*kat'-l-plāg*). See *Rinderpest*.

**Caucasian Idiocy** (*kaw-kaz'-yan id'-e-o-se*). See *Idiocy, Ethnic*.

**Cauda** (*kaw'-dah*) [L.]. A tail-shaped appendage. The tail-like part of the caudatum. **C. cerebelli**, the vermiform process. **C. cerebri**, the part of the encephalon between the pons and optic thalami, consisting of the crura and the tegmentum. **C. dorsalis**. 1. The spinal cord. 2. The oblongata. **C. epididymidis**, the inferior part of the epididymis. **C. equina**, the terminal extremity of the spinal cord, in conjunction with the roots of the sacral nerves. **C. pancreatis**, the slender left extension of the pancreas.

**Caudad** (*kaw'-dad*) [*cauda*, the tail; *ad*, to]. Toward the tail or cauda; opposed to *cephalad*; in man, downward.

**Caudal** (*kaw'-dal*) [*cauda*, the tail]. Pertaining to a cauda, or tail. The term *Ural* has been proposed to take the place of caudal.

**Caudalis** (*kaw-da'-lis*) [*cauda*, a tail]. In biology, applied as the specific name of fins or other organs near the tail.

**Caudate** (*kaw'-dat*) [*cauda*, a tail]. Having or resembling a tail. **C. Lobe of Liver**, a small elevation of the liver. **C. Nucleus**, the intra-ventricular portion of the corpus striatum. See also *Caudatum*.

**Caudatum** (*kaw-da'-tum*) [*cauda*, a tail]. A ganglion or free ring of gray matter circling round the lenticularis of the brain. It is massive in the frontal portion, but becomes attenuated caudad; the anterior portion is called the head, the posterior the tail.

**Caudex** (*kaw'-deks*) [*caudex*, a tree-stem]. In biology, applied to the scaly, unbranching trunk of a palm tree or tree fern.

**Caudicle** (*kaw'-dik-l*) [*caudex*, the stem of a tree]. In biology, a little stalk, as that of the pollen-masses in orchideous plants.

**Caudiduct** (*kaw'-de-dukt*) [*cauda*, tail; *ducere*, to draw]. In biology, to draw or carry backward toward the tail.

**Cauditrunk** (*kaw'-de-trunk*) [*cauda*, tail; *truncus*, trunk]. In biology, that part of the body behind the head of fishes and fish-like mammals.

**Caudle** (*kaw'-dl*) [ME., *caudel*, a warm drink]. A nutritious food for invalids. It is made as follows: Beat up an egg to a froth; add a glass of sherry and half a pint of gruel. Flavor with lemon-peel, nutmeg, and sugar.

**Caudula** (*kaw'-du-lah*) [*cauda*, a tail]. In biology, a marginal tail-like process.

**Caul** (*kaw-l*) [ME., *calle*, a hood]. 1. A portion or all of the fetal membranes covering the head and carried out in advance of it in labor. 2. The great omentum.

**Caulescent** (*kaw-les'-ent*) [*caulis*, a stalk]. In biology, applied to plants having a distinct leaf-bearing stem.

**Caulicle** (*kaw'-lik-l*) [*caulis*, a stalk]. In biology, that portion of the stem of an embryo plant that is below the cotyledons and above the radicle.

**Cauliflower Excrescence** (*kaw-le-flow'-er eks-kres'-ens*). Epithelioma of the cervix uteri. See also *Verruca acuminata*.

**Cauliform** (*kaw'-lif-orm*) [*caulis*, a stalk; *forma*, shape]. In biology, resembling a stem.

**Cauligenous** (*kaw-lij'-en-us*) [*caulis*, a stalk; *genus*, producing]. Borne upon the stem.

**Cauline** (*kaw'-lin*) [*καυλός*, a stalk]. In biology, of or pertaining to the stem.

**Caulis** (*kaw'-lis*) [*καυλός*, a stalk]. In biology, a plant-stem.

**Caulocarpous** (*kaw-lo-kar'-pus*) [*καυλός*, a stem; *καρπός*, fruit]. In biology, applied to plants that bear fruit from year to year upon the same stem.

**Caulome** (*kaw'-lōm*) [*καυλός*, a stem]. In biology, a general term for all kinds of stems.

**Caulophyllin** (*kaw-lo-fil'-in*) [*καυλός*, a stalk; *φύλλον*, a leaf]. A resinoid precipitate from the tincture of caulophyllum. See *Caulophyllum*.

**Caulophyllum** (*kaw-lo-fil'-um*) [*καυλός*, stalk; *φύλλον*, leaf]. Blue Cohosh, "Squaw-root;" the rhizome and rootlets of *C. thalictroides*, growing in Canada and the northern U. S. It contains a glucosid, *Saponin*, and two resins, one of which is *Caulophyllin*. It produces intermittent contractions of the gravid uterus, and possesses diuretic, emmenagogue, and antispasmodic powers. There are no official preparations. Dose of the powdered drug gr. v-xx; of Caulophyllin, gr. ij-v.

**Cauma** (*kaw'-mah*) [*καῦμα*, a burning; *pl.*, *Caumata*]. Fever; heat; pyresis; an inflammatory fever; a burn. **C. enteritis**. Synonym of *Intestinal Catarrh, Acute*.

**Caumatic** (*kaw-mat'-ik*) [*καῦμα*, a burning]. Pertaining to cauma.

**Causalgia** (*kaw-sal'-je-ah*) [*καυσός*, a burning; *ἄλγος*, pain]. Neuralgia with burning pain, often of the foot; sometimes with a local glossiness of the skin due to impairment of the normal nerve-stimulus of the part.

**Causation** (*kawz-a'-shun*). See *Etiology*.

**Cause** (*kawz*) [*causa*, a cause]. The sources, conditions and origins of a result. The preceding factors that unite to produce a given condition. Causes are spoken of as efficient, instrumental, final, primary, secondary, predisposing, controlling, determining, ultimate, exciting, etc. **C. Causans**, the causing cause or the essential predetermining factor. **C., Exciting**, the immediately preceding and conditioning factor. **C., Predisposing**, that which tends to the development of a condition.

**Causoma** (*kaw-so'-mah*) [*καῖσωμα*; *καίειν*, to burn; *pl.*, *Causomata*]. A burning; usually an inflammation.

**Caustic** (*kaw'-tik*) [*καίειν*, to burn]. A substance that disorganizes or destroys living tissue; it is mostly used in surgery to destroy unhealthy growths. **C. Alkali**, a pure alkaline hydrate or oxid. **C., Common**, potassa fusa or potassa cum calce. **C., Dubois's**, arsenious acid 1, mercuric sulphate 16, dragon's blood 8 parts. **C.-holder**, a porte-caustic. **C., Lunar**, argentic nitrate, or nitrate of silver. **C., Mitigated**, argentic nitrate made less active by fusion with potassium nitrate or argentic chlorid. **C. Potash**, potassium hydrate. See *Potassium*. **C. Soda**, sodium hydrate.

**Causticity** (*kawz-tis'-it-e*) [*καίειν*, to burn]. Caustic quality; corrosiveness.

**Causticum** (*kavus'-tik-um*). See *Caustic*.

**Cauter** (*kav'-ter*) [*kavriip*, a burner]. A searing-iron or cautery-iron; any caustic application.

**Cauterant** (*kav'-ter-ant*) [*kavriip*, a burner]. 1. Caustic; escharotic. 2. Any caustic substance; a caustic.

**Cauterism** (*kav'-ter-izm*). See *Cauterization*.

**Cauterization** (*kav'-ter-iz-a'-shun*) [*kavriipázew*, to cauterize]. The surgical application of a cautery; the effect of such application.

**Cauterize** (*kav'-ter-iz*) [*kavriipázew*, to cauterize]. To sear or burn with a cautery or a caustic.

**Cautery** (*kav'-ter-e*) [*kavriipiov*; *kaietv*, to burn]. Primarily, the term was applied to caustics, but more frequently now to the platinum-wire heated by an electric current, or the hot iron, for counter-irritation, removal of tissue, etc. **C.**, **Actual**, the white-hot iron. **C.**, **Button**, iron heated in hot water. **C.**, **Corrigan's**. See *Button*. **C.**, **Dento-Electric**, consists of a looped wire, held by set-screws, in contact with metal conductors that pass through a hard-rubber handle. The battery wires are coupled to two terminals. This appliance is held in the hand like a pencil in writing, and the current is closed by pressing a spring with the forefinger, when the resistance of the loop of wire causes it to become heated. It is employed for obtunding sensitive dentine. **C.**, **Galvanic**, a platinum wire heated by electricity. **C.**, **Gas**, cauterization by a stream of burning gas directed upon the part. **C.**, **Paquelin's**, or **C.**, **Thermo-**, a hollow platinum point kept at a uniform temperature by a current of benzene vapor. **C.**, **Potential**, or **C.**, **Virtual**, the application of caustic substances.

**Cava** (*ka'-vah*) [*L.*: *pl.*, *Cavæ*]. A vena cava.

**Caval** (*ka'-val*) [*cava*, a hollow]. Relating to a vena cava.

**Cavalry Bone** (*kav'-al-re bôn*). A bony deposit in the adductor muscles of the thigh.

**Cavernoma** (*kav-ern-o'-ma*) [*caverna*, a cavern; *ôma*, a tumor]. A cavernous tumor; a cavernous angioma.

**Cavernous** (*kav'-ern-us*) [*caverna*, a cave]. Having cave-like spaces or hollow places. **C.** **Bodies**, the corpora cavernosa of the penis. **C.** **Breathing**, the reverberating or hollow sound of bronchial breathing in dilated or abnormal bronchi. **C.** **Groove**, the carotid groove. **C.** **Plexus**. See *Plexus*. **C.** **Râle**. See *C. Breathing*. **C.** **Sinus**, situated at the side of the body of the sphenoid. **C.** **Tissue**, erectile tissue. **C.** **Tumor**. See *Angioma*. **C.** **Whisper**, whispering resonance in auscultation, modified by transmission through a cavity. **C.** **Voice**. See *Pectoriloquy*.

**Cavernula Tentacularis**. In biology, a subumbrellar tentacle-funnel, surrounding the base of each tentacle in many *Cubomedusæ* and *Peromedusæ*.

**Cavernulæ Subumbrales**. In biology, niches of the subumbrellar cavity in *Medusæ*.

**Caviar**, or **Caviare** (*kav-e-ar'*) [*Fr.*]. The salted hard roe of the sturgeon and other large fish.

**Cavicorn** (*kav'-ik-orn*) [*cavus*, hollow; *cornu*, horn]. In biology, having hollow horns; or a hollow-horned ruminant.

**Cavity** (*kav'-it-a-re*) [*cavilarius*, hollow]. Hollow; applied to any nematode worm; any intestinal worm that has a body-cavity; a worm that is not anenterous.

**Cavitas** (*kav'-it-as*) [*L.*]. A hollow. **C.** **cochleata**. See *Duct*, *Spinal*. **C.** **pulpæ**, the pulp-cavity of a tooth. See *Dental Cavity*.

**Cavity** (*kav'-it-e*) [*cavitas*, from *cavus*, hollow]. Any hollow, normal or pathologic. Among the normal cavities are the abdominal, arachnoid, axial, buccal, cranial, frontal, nasal, pelvic, pleural, thoracic, ventricular, etc.; among the abnormal are pulmonary and dental cavities. **C.** **plate**, a term applied in mechan-

ical dentistry to a metallic base for artificial teeth, so constructed as to have one or more vacant spaces between it and the gums, which, when applied, and the air exhausted, contributes very greatly to the firmness of its adhesion. **C.**, **Preperitoneal**, a name given by Retzius to the loose and yielding subperitoneal tissue in front of the bladder, under the supposition that it could be inflated. It is not a true cavity, but merely a succession of areolar spaces. **C.**, **Sigmoid**. See *Sigmoid*.

**Cavo-valgus** (*ka'-vo-val'-gus*) [*cavus*, hollow; *valgus*, bow-legged]. *Cavus* combined with *valgus*. See *Club-foot*.

**Cavum** (*ka'-vum*) [*L.*]. Any hollow or cavity, normal or pathologic. **C.** **dentis**. See *Dental Cavity*.

**Cavus** (*ka'-vus*) [*L.*]. 1. A hollow; a cavity. 2. *Talipes arcuatus*; hollow-foot.

**Cayenne Pepper** (*ki'-en pep'-er*). See *Capsicum*.

**Cazenave's Lupus**. See *Diseases*, *Table of*. **C.** **Solution**. An animal parasiticide used in dermatology. It consists of iodid of sulphur, iodid of potassium, of each 1½ drams, water 32 ounces.

**Cazeneuve's Test**. See *Tests*, *Table of*.

**Ceanothus** (*se-an-o'-thus*) [*κεάνωθος*, a kind of thistle]. A genus of rhamnaceous shrubs, chiefly N. American. *C. americanus*, New Jersey tea, red root, is used in domestic medicine as an astringent and alterative; its leaves are substituted for tea. Unof.

**Ceasma** (*se-az'-mah*) [*κέασμα*, a chip: *pl.*, *Ceasmata*]. A splinter; a fissured state.

**Ceasmic** (*se-az'-mik*) [*κέασμα*, a chip]. Fissured; remaining in the primitive fissured state of the embryo. See *Teratism*.

**Cebadilla** (*thev-ad-él'-yah*) [*Sp.*, "little barley"]. The seed of *Asagraea officinalis*, or *Schanocaulon officinale*; official in the B. P., and important as the principal source of the alkaloid veratrin. It is highly poisonous.

**Cebocephalia** (*se-bo-sef-a'-le-ah*) [*κέβος*, a kind of monkey; *κεφαλή*, the head]. The condition of being cebocephalic.

**Cebocephalic** (*se-bo-sef-al'-ik*) [*κέβος*, a kind of monkey; *κεφαλή*, the head]. Of the nature or appearance of a cebocephalus.

**Cebocephalus** (*se-bo-sef'-al-us*) [*κέβος*, a monkey; *κεφαλή*, head]. A variety of single autistic monsters of the species *cyclocephalus*, in which there is entire absence of the nose, with, however, two orbital cavities and two eyes, although the interocular region is narrow and perfectly flat.

**Cecal** (*se'-kal*) [*cæcum*, blind]. Relating to or of the nature of the cecum; cæcal.

**Cecitas** (*se'-sit-as*) [*L.*]. Blindness.

**Cecitis** (*se-sit'-tis*) [*cæcum*, the cecum; *ιτις*, inflammation]. Inflammation of the cecum; typhlitis, *q.v.*

**Cecity** (*se'-it-e*) [*cæcus*, blind]. Blindness.

**Cecograph** (*se'-ko-graf*) [*cæcus*, blind; *γράφω*, to write]. A writing-machine for the use of the blind.

**Cecum** (*se'-kum*) [*cæcus*, blind]. The large blind pouch or *cul-de-sac* in which the large intestine begins.

**Cecutiency** (*se-kul'-shen-se*) [*cæcutire*, to become blind]. Tendency to, or the commencement of, blindness.

**Cedar** (*se'-dar*) [*Cedrus*, cedar]. One of the genus of coniferous trees, *Cedrus*. **C.** **apple**, an excrescence or gall produced upon the red cedar, *Juniperus virginiana*, by the fungus called *Gymnosporangium macrospus*. Cedar-galls are popularly esteemed as an anthelmintic. Dose gr. viij-xviij, in powder. Unof. **C.** **Gum**, the fragrant resin of *Callitris arborea*, a coniferous South African tree. It is used in making plasters. Unof. **C.** **wood Oil**. See *Calcedra*.



**Cedrela** (*sed'-re-lah*) [κεδρελάτη, a cedar-fir tree]. A genus of trees found in tropical regions and allied to mahogany. **C. febrifuga**, of Southern Asia; **C. odorata**, bastard cedar, of tropical America (see *Cailcedra*); **C. rosmarinus**, of Indo-China, and **C. toona**, of India, are among the species that afford active medicines. All unof.

**Cedrene** (*se'-dren*) [*cedrus*, cedar],  $C_{15}H_{24}$ . A volatile liquid hydrocarbon found in oil of red cedar (see *Juniperus virginiana*), oil of cloves and oil of cubebbs. **C. Camphor**,  $C_{15}H_{26}O$ , a camphor that separates from the oil of red cedar.

**Cedrin** (*se'-drin*) [*cedrus*, cedar]. A bitter crystalline substance obtained from cedroul.

**Cedriret** (*se'-re-ret*). See *Cedronignone*.

**Cedron** (*se'-dron*) [*cedrus*, cedar]. The seeds of *C. simaba*, a popular external remedy in tropical America for the bites of venomous insects and serpents, and of reputed value in malarial fevers. Dose of the fld. ext.  $\mathfrak{m}$ j-vij.

**Ceke** (*thék'-é*). A Feejee term for elephantiasis of the scrotum.

**Celandini** (*se'-an-din*). See *Chelidonium*.

**Celastrus** (*se'-as'-trus*) [κήλαστρος, an evergreen tree]. A genus of trees and shrubs, nearly allied to *Euonymus*. Many of the species are medicinal, and some are poisonous. **C. scandens**, the climbing staff-tree of North America, is cathartic, diuretic, and alterative; it is called waxwork, bitter-sweet, and fever-twig.

**Celation** (*se'-al'-shun*) [*celatio*, a hiding]. The concealment of illness, of a birth, or of pregnancy.

**Cele** (*sel*) [κοιλία, cavity]. An encephalic cavity; used instead of ventricle.

**-cele** (*sel*) [κήλη, a tumor]. A suffix denoting a tumor.

**Celelmith** (*se'-let-minth*) [κοῖλος, hollow; ἔλμινς, worm]. A parasitic worm with a digestive canal or cavity; a cavity worm.

**Celery** (*se'-er-é*) [σέλινον, a kind of parsley]. The stalk of *Apium graveolens*, or common garden celery. It contains *Apiol*, *q. v.* It is reputed to be antispasmodic and nerveine. Dose indefinite. **C. Seed**, used to cover the taste of other drugs. Unof.

**Celia** (*se'-le-ah*) [κοιλία, the belly]. 1. The belly: the stomach. 2. Any ventricle, or normal cavity of the brain.

**Celiac** (*se'-le-ah*) [*celiacus*; κοιλία, belly]. Abdominal. Pertaining to the belly. **C. Affection**, a chronic intestinal disorder most commonly met with in children between the ages of one and five, characterized by the occurrence of pale, loose stools, not unlike gruel or oatmeal-porridge; they are bulky, not watery, yeasty, frothy, and extremely offensive, and are accompanied by anemia and debility without much emaciation. The exhaustion may be aggravated by intercurrent attacks of watery diarrhea, and death may supervene. It is also called *Diarrhæa alba* or *Diarrhæa chylosa*. It is due probably to a temporary suspension of the pancreatic function. **C. Artery**. Same as *C. Axis*. See *Arteries*, *Table of*. **C. Axis**, a branch of the abdominal aorta; it divides into the gastric, hepatic, and splenic arteries. See *Arteries*, *Table of*. **C. Ganglion**. See *Ganglion*, *Semilunar*. **C. Passion**, painful diarrhea, or dysentery. **C. Plexus**. See *Plexuses*, *Table of*.

**Celiaca** (*se'-li'-ak-ah*) [κοιλία, the abdomen]. Diseases of the abdominal organs.

**Celiadelphus** (*se'-le-ad-el'-fus*) [κοιλία, belly; ἀδελφός, brother]. A monstrosity having two bodies joined at the abdomen.

**Celiagra** (*se'-le-a'-grah*) [κοιλία, belly; ἄγρα, seizure]. Abdominal gout.

**Celialgia** (*se'-le-al'-je-ah*) [κοιλία, belly; ἄλγος, pain]. Pain in the abdomen.

**Celian, Celine** (*se'-le-an, se'-lin*). Same as *Celiac*.

**Celiocyesis** (*se'-le-o-si'-el'-sis*) [κοιλία, belly; κυσις, pregnancy]. Abdominal extra-uterine gestation.

**Celiolymph** (*se'-le-o-limf*) [κοιλία, a cavity; λυμφα, water]. The cerebro-spinal fluid.

**Celiomyalgia** (*se'-le-o-mi-al'-je-ah*) [κοιλία, belly; μύς, muscle; ἄλγος, pain]. Pain in the abdominal muscles.

**Celioncus** (*se'-le-ong'-kus*) [κοιλία, the belly; ὄγκος, a swelling]. A tumor of the abdomen.

**Celiopyosis** (*se'-le-o-pi-o'-sis*) [κοιλία, belly; πύσις, a suppuration]. Suppuration in the abdominal cavity.

**Celiorrhea** (*se'-le-or-el'-ah*) [κοιλία, the belly; ῥεῖν, to flow]. Diarrhea.

**Celioschisis** (*se'-le-os'-kis-is*) [κοιλία, belly; σχῖσις, fissure]. Congenital abdominal fissure.

**Celiotomy** (*se'-le-ot'-o-me*) [κοιλία, belly; τομή, a cutting]. Surgical opening of the abdominal cavity.

**Celitis** (*se'-li'-tis*) [κοιλία, belly; ιτις, inflammation]. Inflammation of the abdominal organs.

**Cell** (*sel*) [*cella*, a small, hollow cavity]. 1. In anatomy,

any one of the interstitial spaces and small cavities of the bones, etc. 2. In biology, a nucleated mass of protoplasm capable of reproduction. A mass of protoplasm, with or without a cell-wall and with or without a nucleus. 3. A galvanic element, or single member of a galvanic battery without the connecting wire between the metals. See *Battery*. 4. The case or cup in which a zoöid or larva is located. See *Cell-body*.

**C., Abbe-Zeiss Counting**, a glass receptacle cemented upon a glass slide, its floor being marked in microscopic squares. It is used for counting the blood-corpuscles. **C., Air**. See *Air-cell*. **C., Ameboid**, a cell capable of changing its form and of moving about like an ameba. **C., Apolar**, a nerve-cell without processes or poles, such as has been ascribed to the sympathetic system. **C., Beaker**. See *C., Goblet*. **C., Betz's**, the motor or ganglionic cells comprising the fourth layer of the motor area of the gray matter of the brain. **C.-body**, the mass of a cell, composed of two substances, the *mitoma*, or *cytomitoma*, and the *paramitoma*. The first is the thread-like basis of the cell-body, the latter, the homogeneous filar and interfilar substance. The nucleus is composed of the *karyomitoma*, or nuclear network, otherwise called the *chromatin*; the *nuclear sap*, or substances contained in the meshes of the chromatin, and from its non-staining quality called *achromatin*; and the *nuclear membrane*, made up of two layers, the outer achromatic, the inner chromatic, or staining. The *nucleoli* are usually multiple, and are composed of more refractile matter. **C., Bunsen**, the same as the Grove cell except that the platinum electrode of the latter is replaced in the Bunsen by a stick of carbon. **C.-capsule**, a thick or unusually strong cell-wall. **C., Ciliated**, one provided with cilia. **C. of Corti**, any one of the hair-cells on the outer surface of the organ of Corti. **C., Cylindrical**, a variety of epithelial cell. **C., Daniell's**, a battery cell containing two fluids, viz., a saturated solution of sulphate of copper and a semi-saturated solution of sulphate of zinc. In the former is placed a sheet of metallic copper, and in the latter a mass of zinc, these two metals forming the electrodes of the cell. **C., Daughter-**, a cell originating from the division of the protoplasm of a mother-cell; any one of the young cells found within the substance of an undivided mother-cell. **C. of Deiters**, one of the cells with fine processes resting on the basilar membrane of the cochlea, beneath the air-cells; also a nucleated cell of the neuroglia. **C., Demilune**, *Giannuzzi's cells*, granular protoplasmic cells found in mucous glands,

lying between the mucous cells and the basement membrane. They play an important part in the functional activity of the gland. **C.-Doctrine**, the theory that the cell is the unit of organic structure, and that cell-formation is the essential process of life and its phenomena. **C., Edison-Lalande**, a variety of cell used in making galvanic batteries. **C., Electrolytic**, a cell or vessel containing an electrolyte, in which electrolysis is carried on. **C., Endothelial**, one of those lining the intima of the blood-vessel system. **C., Epidermic**, or **Epithelial**, one of those covering the membranes of the free surface of the body. **C., Ethmoidal**, any one of the cellular cavities of the lateral masses of the ethmoid bone. Called also *ethmoidal sinuses*. **C., Ganglion**, a cell of the gray matter of the brain or spinal cord. **C. of Giannuzzi**. See *C., Demitune*. **C., Giant**, any polynucleated body of protoplasmic matter occurring in tuberculosis, sarcoma, etc. **C.-globulins**, Halliburton's name for forms of globulin that occur in lymph-corpuses and extracted from them by solutions of sodium chlorid. **C., Goblet**, a form of epithelial cell. **C., Gowers's**, an apparatus for counting blood-corpuses. **C., Grenet**, a variety of open cell used in making galvanic batteries. **C., Grove**, a two-fluid battery cell, the fluids being dilute sulphuric and nitric acids and the metals immersed in them respectively zinc and platinum. **C.-islets**, the centers of most active growth and proliferation in young cellular tissues. They contain the stores of nutriment that are gradually dissolved and digested. **C., Law**, a variety of cell used in making galvanic batteries. **C., Leclanché**, a variety of cell used in making galvanic batteries. It may be made as a liquid cell or as a dry cell, the latter being preferable. **C., Lymphoid**, a large ameboid cell. **C., Mother-**, a cell that divides its protoplasm and gives each part a new cell-wall. **C., Mounting**. See *Mounting-cell*. **C.-Multiplication**, Cytogenesis, a name given to the process of reproduction of cells. It may be *endogenous*, as when the cell-contents break up by segmentation into separate nucleated masses within the cell-wall; *gemmiparous*, as when new cells bud from the mother-cell; and *fissiparous*, as when the mother-cell divides by cleavage into two or more cells. **C., Neuro-muscular**, a name given to certain cells of lower life-forms, that act in part as nerves and in part as muscles. **C.-nests**, *Epidermic Pearls*: globular masses of flattened cells contained in epitheliomata. **C., Olfactory**, any one of the cells that lie between the network of epithelial cells in the nasal fossæ. They consist of a body and two processes, one running outward to the surface of the mucous membrane, the other running inward and connected with filaments of the olfactory nerve. **C.-parasite**, in biology, applied to any one of various microparasites, as, *e.g.*, a coccidium, living within a cell. **C.-sap**, in biology, the more fluid portion of the cell-contents. **C. of Schultze**. Same as *C., Olfactory*. **C., Seminal**, any one of the epithelial cells contained in the membrana propria and constituting the seminal tubes. **C., Sphenoidal**, one of the two large cavities in the interior of the body of the sphenoid bone. **C., Squamous**, a variety of epithelial cells. **C., Stammer's**, a variety of cell used in making galvanic batteries. **C.-substance**, in biology, the material composing a cell. **C., Thoma-Zeiss**. Same as *C., Abbe-Zeiss*. **C., Vasofactive**, or **Vasoformative**, a cell that in embryonic or very early life, and probably in certain neoplasms, anastomoses with other similar cells so as to form blood-vessels.

**Cella** (*sel'-ah*) [L.]. A portion of the paracela extending caudad from the porta. **C. lateralis**, the lateral

ventricle of the brain, or one of its cornua. **C. media**, the central cornu of the lateral ventricle, or that part of the ventricle whence the cornua extend.

**Cellæform** (*sel'-e-form*) [*cella*, a cell; *forma*, shape]. Resembling a cell, but not such morphologically. Cf. *Celliform*.

**Celliferous** (*sel-if'-er-us*) [*cella*, cell; *ferre*, to bear]. Producing, forming, or bearing cells.

**Celliform** (*sel'-if-orm*). See *Cellæform*.

**Celloid** (*sel'-oid*) [*cella*, a cell; *ειδος*, form]. Resembling a cell.

**Celloidin** (*sel-oid'-in*). A concentrated form of collodion for use in imbedding objects for histologic purposes.

**Cellula** (*sel'-u-lah*). See *Cellule*.

**Cellulæ gangliosæ**. Ganglion cells, or mesodermal nerve cells; neuroblasts. **C. palpantes**, tactile cells.

**Cellular** (*sel'-u-lar*) [*cella*, cell]. Relating to or composed of cells. **C. Cartilage**, cartilage composed mainly of large cells, with but little intercellular substance. **C. Membrane**, **C. Tissue**, areolar tissue; bony connective tissue; cancellous tissue. **C. Therapy**, the name applied by Aulde to the method in therapeutics of exhibiting properly-selected medicaments with a view to restoration of cell-function. It aims to apply scientifically those remedies that experience has shown to possess special curative properties in the restoration of disordered functions.

**Cellule** (*sel'-ül*) [*cellula*, a small cell]. A small cell or cavity.

**Celluliferous** (*sel-u-lif'-er-us*) [*cellula*, a little cell; *ferre*, to bear]. In biology, producing small cells.

**Cellulitis** (*sel-u-li'-tis*) [*cellula*, a small cell; *τις*, inflammation]. A diffuse inflammation of cellular tissue. **C., Pelvic**. See *Parametritis*.

**Celluloid** (*sel'-u-loid*) [*cellula*, a little cell; *ειδος*, form]. A valuable product of the action of camphor upon pyroxylin. It is prepared in a great variety of forms, both transparent and opaque, colored uniformly or mottled and striated. It cannot be caused to explode by heat, friction, or percussion. When brought into contact with flame it burns like paper. It dissolves in warm, moderately concentrated sulphuric acid, and is also soluble in glacial acetic acid, rapidly in warm, moderately concentrated nitric acid (four volumes of fuming acid to three of water), and in a hot, concentrated solution of caustic soda. The density of celluloid ranges from 1.310 to 1.393. When heated to 125° C. it becomes plastic and can be moulded into any desired shape. Separate pieces can also be welded together by simple pressure at this temperature. It is useful in various ways in surgery. It is used sometimes to form a plastic base for artificial teeth, known by various names, as "Rose Pearl," "Pyroxylin," etc. See *Zylonite*.

**Cellulose** (*sel'-u-tōs*) [*cellula*, a little cell],  $C_{12}H_{20}O_{10}$ . Wood fiber; lignose. The principal ingredient of the cell-membranes of all plants. It is a white, amorphous mass, insoluble in most of the usual solvents. In biology, the primary substance of organic cell-walls, characteristic of plant-cells, but found in the *Tunicata* among animals. It is dissolved by Schweitzer's reagent (ammonium-cupric-oxid) and decomposed by several forms of bacteria, *e.g.*, *Bacillus butyricus*, Prazmowski; *Bacterium gummi*, Comes, and *Bacterium putredinis*, Davaine. To stain.—Use Grenacher's Alcoholic Borax-Carmin, Ehrlich's or Delafield's Hematoxylin, Methyl-Green, Methylene-Blue, Safranin, Fuchsin, Chlor. Zinc, Iodin, Phloroglucin, Anilin, Chlorid. See, also, *Carbohydrates*, *Table of*. **Celology** (*sel-ol'-o-je*) [*κῆλη*, hernia; *λογία*, science]. That branch of surgical science that treats of hernia.



**Celom**, or **Celoma** (*se'-lom*, or *se-lo'-mah*) [*κοίλωμα*, a cavity]. A term used by embryologists and others to denote the body-cavity in its widest morphologic sense; the space between the ectoderm and the entoderm.

**Celophlebitis** (*se-lo'-fle-bi'-tis*) [*κοίλος*, hollow; *φλέψ*, vein; *ιτις*, inflammation]. Inflammation of a vena cava.

**Celophthalmia** (*se-loff'-thal'-me-ah*) [*κοίλος*, hollow; *ὀφθαλμός*, eye]. Hollowness of the eyes.

**Celoscope** (*se'-lo-skōp*) [*κοίλος*, hollow; *σκοπεῖν*, to observe]. An instrument for examining the cavities of the body by means of the electric light, enclosed in a flask and mounted upon a glass shank.

**Celosis** (*se-lo'-sis*) [*κοίλος*, hollow]. The formation of any cavity.

**Celosoma** (*se-lo-so'-mah*) [*κήλη*, hernia; *σῶμα*, a body]. 1. A species of single aortic monsters characterized by "more or less extensive body-cleft with evagination, associated with various anomalies of the extremities, of the genito-urinary apparatus, of the intestinal tract, and even of the whole trunk." 2. A variety of the foregoing species in which there is a lateral or median evagination, with fissure, atrophy, or even total absence of the sternum, and protrusion of the heart.

**Celostomia** (*se-lo-sto'-me-ah*) [*κοίλος*, hollow; *στόμα*, mouth]. Hollowness of the voice.

**Celotome** (*se'-lo-tōm*) [*κήλη*, hernia; *τέμνειν*, to cut]. A hernia-knife.

**Celotomy** (*se-lo'-o-me*) [*κήλη*, hernia; *τέμνειν*, to cut]. The operation for strangulated hernia by incision of the stricture.

**Celsus's Operations**. See *Operations*, *Table of*.

**Celtis** (*se'll'-tis*) [L., an African species of lotus]. A genus of ulmaceous trees. **C. australis**, the European nettle-tree, honey-berry, or lote, has mild, astringent leaves and bark. **C. occidentalis**, the hackberry of N. America, has edible, astringent berries; the bark is said to be anodyne, astringent, febrifuge. Unof.

**Cement** (*se-ment'*) [*cæmentum*, a rough stone]. Any plastic material capable of becoming hard and of binding together the objects that are contiguous to it; filling-material for the teeth; the crusta petrosa of the teeth. See *Teeth*. **C.-disc**, the glandular disc of orchids. **C.-duct**, the duct of the cement-gland in cirriped crustaceans. **C., Shellac**, a cement for sealing microscopic preparations and for making shallow cells. It is prepared by dissolving the gum or scales of shellac in about an equal volume of alcohol. Decant or filter the fluid, and to prevent brittleness add to every 50 parts 5 parts each of castor oil and Venetian turpentine.

**Cementoblast** (*se-ment'-o-blast*) [*cæmentum*, cement; *βλαστός*, germ]. A cement-corpuscle in tooth-tissue; more correctly, an osteoblast that takes part in the development of the dental cement.

**Cemento-dentary** (*se-ment-o-den'-tin-a-re*) [*cæmentum*, cement; *dens*, *dentis*, a tooth]. Relating to the cement and dentine of a tooth.

**Cementoma** (*se-ment-o'-mah*) [*cæmentum*, cement; *ῥῶμα*, tumor; *pl., Cementomata*]. A tumor thrown out by the irritated alveolar periosteum.

**Cementum** (*se-ment'-um*). See *Tooth* and *Cement*.

**Cenanthy** (*se-nan'-the*) [*κενός*, empty; *ἄνθος*, flower].

In biology, that condition of a flower in which the stamens and pistils are suppressed.

**Cenchrus** (*sen'-krus*) [*κέγχρος*, a small grain]. In biology, a small spot on the metathorax of an insect.

**Cenesthesia** (*sen-es-the'-sis*) [*κοινός*, common; *αἴσθησις*, feeling]. A sense of existence, either painful or pleasurable. It is the prevailing conscious state of feeling, either of depression or of exaltation, which is the resultant of the subconscious organic sympathies of

the whole organism. It does not exceed physiologic limits so long as it does not exclude the normal exercise of mental functions.

**Cenogenetic** (*se-no-jen-el'-ik*) [*κοινός*, common; *γένεσις*, generation]. In biology, a modified, shortened, and simplified mode of development.

**Cenogenous** (*sen-ōf'-en-us*) [*κοινός*, common; *γόνος*, produced]. In biology, the power of reproducing by means of eggs at one time and viviparously at another, as seen in the *Aphides*.

**Cenosis** (*sen-o'-sis*) [*κένωσις*, a draining]. Evacuation; apocenos.

**Cenosphæra** (*sen-o-sf'-rah*) [*κενός*, empty; *σφαῖρα*, sphere]. In biology, the spherical skeleton of certain radiolarians.

**Cenospudia** (*sen-o-spu'-de-ah*) [*κενός*, empty; *σπονδή*, zeal]. "Brown study;" mental absorption, or anxiety with regard to unimportant matters.

**Cenotic** (*sen-ōf'-ik*) [*κένωσις*, a draining]. Causing cenosis; drastic; purgative.

**Centaurea** (*sen-taw'-re-ah*) [*κένταυρος*, centaur]. A genus of composite-flowered herbs. **C. benedictus**. See *Carduus*. **C. centaurium**, the greater centaury of Europe, is aromatic, astringent, diaphoretic, and stomachic. **C. cyanus**, corn-flower, blue-bottle; once used for fevers and in preparing collyria. **C. solstitialis**, Barnaby's thistle; diuretic and antipyretic. **C. nigra**, of Europe (knap-weed, centaury), is astringent and diuretic. All unof.

**Centaur** (*sen'-tau-re*) [*centauria*]. A popular name for various plants of the genera *Centaurea*, *Erythraea*, *Sabbatia*, *Chlora*, etc. It is used as a simple, bitter tonic. Dose ʒss-j in decoction several times a day. Unof.

**Center** (*sen'-ter*) [*κέντρον*, the center]. The middle point of any surface or of a body. The ganglion or plexus whence issue the nerves controlling a function. **C., Accelerating**, a probable center in the oblongata sending accelerating fibers to the heart. They leave the cord through the rami communicantes of the lower cervical and upper six thoracic nerves, passing thence into the sympathetic. **C., Anospinal**, controls defecation; it is situated at the level of the 5th, 6th, and 7th lumbar vertebræ; but for the coordinated activity it must remain in connection with the brain. **C., Auditory**, probably in the temporosphenoidal lobes, upon each side. **C., Broca's**. See *C., Speech*. **C., Cardio-inhibitory**, in the oblongata, carried by the vagus. **C., Ciliospinal**, connected with the dilatation of the pupil; it is in the lower cervical part of the cord. It controls the movements of the ciliary body. **C., Convulsional**, in the oblongata, on the floor of the 4th ventricle. **C. for Closure of Eyelids**, in the oblongata, a part of the facial center. **C., Coughing**, in the oblongata, above the respiratory center. **C., Diabetic**, in the posterior part of the anterior half of the floor of the 4th ventricle, in the median line. **C., Ejaculation**, Budge's genitospinal center, 4th lumbar vertebra (rabbit). **C., Erection**, is in the spinal cord, but is controlled from the oblongata. **C. for Mastication and Sucking**, facial and hypoglossal centers. **C. for Secretion of Saliva**, on the floor of the 4th ventricle. **C., Gustatory and Olfactory**, in the uncinate gyrus. **C., Heat-regulating or Temperature**, the center for the control of body-temperature. See *Thermotaxis*. **C., Leg**, in the ascending frontal convolution. **C., Micturition**, the vesico-spinal center of Budge, at the level of the lumbar vertebræ; coördination requires cerebral connection. **C. of Ossification**, the place in bones at which ossification begins. **C., Parturition**, at the level of the 1st and 2d lumbar vertebræ. **C., Respir-**

- atory**, in the oblongata, between the nuclei of the vagus and accessorius; called by Fluorens the *Naud Vital*, or *Vital Point*. **C.**, **Sensory**, or Psychosensorial Areas, occipital and temporosphenoidal lobes, probably the same as, or intimately associated with, the motor centers of the parts. **C.**, **Sneezing**, same as for nerves for the muscles of expiration. **C.**, **Spasm**, in the oblongata, at its junction with the pons. **C.**, **Speech**, in the third left frontal convolution in right-handed people. **C.**, **Swallowing**, on the floor of the 4th ventricle. **C.**, **Sweat**, the dominating center is in the oblongata, with subordinate spinal centers. **C.**, **Trophic**. See *Trophic*. **C.**, **Upper**, for Dilator Pupillæ, in the oblongata. **C.**, **Vasodilator**, probably exists in the oblongata, with a function the opposite of that of the vaso-motor. **C.**, **Vasomotor**, in the oblongata. **C.**, **Vesicospinal**. See *Micturition*. **C.**, **Visual**, in the occipital lobe, especially in the cuneus.
- Centering** (*sen'-ter-ing*) [*κέντρον*, a center]. In microscopy, the arrangement of an object or an accessory so that its center coincides with the optic axis of the microscope. In optics, having the pupil and the optical center of the refracting lens in the same axis.
- Centesimal**. In the proportion of 1 to 100.
- Centigrade** (*sen'-te-grad*) [*centum*, a hundred; *gradus*, a step]. Abbreviation, C. Having 100 divisions or degrees. **C.** **Thermometer**, a thermometer with zero as the freezing point and 100° as the boiling point of water. See *Thermometer*.
- Centigram** (*sen'-te-gram*) [*centum*, a hundred; *γράμμα*, a small weight]. The hundredth of a gram, equal to 0.1543 of a grain avoirdupois, or one-sixth of a grain Troy.
- Centiliter** (*sen'-til-e-ter*) [*centum*, a hundred; *λίτρα*, a pound]. The hundredth of a liter, equal to 0.6102 of an English cubic inch.
- Centimeter** (*sen'-tim-e-ter*) [*centum*, a hundred; *μέτρον*, a measure]. The hundredth part of a meter, equal to 0.39371 (or about  $\frac{2}{5}$ ) of an English inch.
- Centinormal** (*sen'-te-nor'-mal*) [*centum*, a hundred; *norma*, normal]. The  $\frac{1}{100}$  of the normal; applied to a solution the  $\frac{1}{100}$  of the strength of a normal solution.
- Centrad** (*sen'-trad*) [*centrum*, the center; *ad*, to]. Toward the center, or toward the median line. See *Position and Direction*, *Table of*.
- Central** (*sen'-tral*) [*centrum*, the center]. Relating to the center; passing through the center. See *Position and Direction*, *Table of*. **C.** **Artery**, an artery in the optic nerve and retina; it passes to the optic papilla and then divides. See *Arteries*, *Table of*. **C.** **Ganglia**, the corpora striata and thalami optici. **C.** **Ligament**, the terminal filum of the spinal cord. See *Diaphragm*. **C.** **Lobe**, the island of Reil. **C.** **Stop**. See *Diaphragm*.
- Centraxional** (*sen'-traks-o'-ne-al*) [*κέντρον*, center; *ἄξων*, axis]. In biology, having a central axial line.
- Centre** (*sen'-ter*). See *Center*.
- Centen** (*sen'-tren*) [*centrum*, a center]. Belonging solely to a center.
- Centric**, **Central** (*sen'-trik*, *sen'-trik-al*) [*centrum*, a center]. Relating to a center, especially to a nerve-center. In biology, a term applied to the internal structure of such leaves as show no distinctly developed pallisade-tissue, and no considerable structural differences between the upper and under surfaces.
- Centricipital** (*sen'-tris-ip'-it-al*) [*centrum*, center; *caput*, a head]. Relating to the centriciput; parietal. **C.** **vertebra**, the second or more central of the three principal cranial vertebrae.
- Centriciput** (*sen'-tris-ip'-ut*) [*centrum*, center; *caput*, head]. The mid-head: the second cranial segment situated between the sinciput and occiput.
- Centrifugal** (*sen-trif'-u-gal*) [*centrum*, the center; *fugere*, to flee]. Receding from the center toward the periphery. **C.** **Nerves**, those (mostly motor) conveying impulses toward the peripheral parts of the body.
- Centrifugalized Milk**. Milk from which the cream has been separated by whirling it in a centrifugal machine.
- Centripetal** (*sen-trip'-et-al*) [*centrum*, the center; *petere*, to seek]. Traveling toward the center from the periphery. **C.** **Nerves**, those (mostly sensory) conveying impressions from the peripheral organs toward the cerebro-spinal nervous system.
- Centro-acinal**, or **Centro-acinar** (*sen-tro-as'-in-al*, or *cen-tro-as'-in-ar*) [*centrum*, center; *acinus*, a grape]. Belonging to the center of an acinus. **C.** **Cells** are found in the acini of the pancreas, etc.
- Centrolecithal** (*sen-tro-les'-ith-al*) [*κέντρον*, center; *λέκιδος*, yolk]. In embryology, having the food-yolk centrally located in the protoplasm.
- Centrosoma** (*sen-tro-so'-mah*) [*κέντρον*, center; *σῶμα*, body; *pl.*, *Centrosomata*]. The central mass or body of any corpuscle, as distinguished from its appendages. **C.** of **Boveri**, in embryology, a separate central body contained in the sphere of attraction, at the pole of the resting nucleus in a dividing ovum.
- Centrosome** (*sen'-tro-sôm*). See *Centrosoma*.
- Centrostigma** (*sen-tro-stig'-mah*) [*κέντρον*, center; *στίγμα*, a point]. In morphology, having all the axes converging to a central point.
- Centrotriæne** (*sen-tro-tri'-e-nè*) [*κέντρον*, center; *τρίαῖνα*, a trident]. In morphology, a triæne spicule whose arms arise from a central bundle or rhabdion.
- Centrotyle** (*sen-tro'-il-of*) [*κέντρον*, center; *τυλώδες*, knobbed]. In biology, swollen in the middle.
- Centrum** (*sen'-trum*) [L.]. The center or middle part; the body of a vertebra, exclusive of the bases of the neural arches. **C.** **Anospinale**, Budge's, the center for the movements of the anal sphincters, located in the cord at the level of the fifth lumbar vertebra in the dog, and between the sixth and seventh in the rabbit. **C.** **Ovale Majus**, the large mass of white matter appearing when either of the hemispheres is cut down to the level of the *corpus callosum*. **C.** **Ovale Minus**, the white matter appearing when the upper part of a hemisphere of the brain is removed.
- Cenurus** (*sên'-u'-rus*). See *Canurus*.
- Cepaceous** (*se-pa'-she-us*) [*καφα*, an onion]. Having the smell of onions.
- Cephaelis** (*sef-a'-el-is*). See *Ipecacuanha*.
- Cephalad** (*sef'-al-ad*) [*κεφαλή*, head; *ad*, to]. Toward the head. See *Position and Direction*, *Table of*.
- Cephalagra** (*sef-al-a'-gra'h*) [*κεφαλή*, head; *ἄγρᾱ*, seizure]. Gouty headache.
- Cephalalgia** (*sef-al-al'-ge-ah*) [*κεφαλή*, head; *ἄλγος*, pain]. Pain in the head. The word is variously qualified, as *C. Anemica*, *C. Contagiosa*, *C. Influenza*, *C. Epileptica*, *C. Nervosa*, etc.
- Cephalalgic** (*sef-al-al'-jik*) [*κεφαλή*, head; *ἄλγος*, pain]. Relating to headache.
- Cephalanthium** (*sef-al-an'-the-um*) [*κεφαλή*, head; *ἄνθος*, a flower]. In biology, the capitulum, or flower cluster, of one of the *Compositæ*.
- Cephalanthus** (*sef-al-an'-thus*). See *Button-bush*.
- Cephalate** (*sef'-al'-jik*) [*κεφαλή*, head]. In biology, possessing a head.
- Cephalea** (*sef-al-e'-ah*) [*κεφαλαία*, headache]. Headache; especially severe or chronic headache, with intolerance of light and sound.
- Cephalematocèle**. See *Cephalhematocèle*.
- Cephalematoma**. See *Cephalhematoma*.



**Cephaemia** (*sef-al-e'-me-ah*) [κεφαλή, head; αἷμα, blood]. An abnormal determination of blood to the head.

**Cephaelon** (*sef-al-e'-tron*) [κεφαλή, head; ἦτρον, the abdomen]. In biology, applied to the anterior portion of the body of certain crustaceans.

**Cephalhematoma** (*sef-al-he-mat-o'-mah*). See *Cephalhematoma*.

**Cephalhematocele** (*sef-al-he-mat'-o-sel*) [κεφαλή, head; αἷμα, blood; κήλη, tumor]. An hematocele situated beneath the scalp, and communicating with a dural sinus.

**Cephalhematoma** (*sef-al-he-mat-o'-mah*) [κεφαλή, head; αἷμα, blood; ὅμα, tumor: *pl.*, *Cephalhematomata*]. A collection of blood between the pericranium and the exterior of one or more bones of the skull.

**Cephalhydrocele** (*sef-al-hi'-dro-sel*) [κεφαλή, head; ὕδωρ, water; κήλη, tumor]. Effusion of cerebral fluid beneath the occipito-frontal aponeuroses in fractures of the skull.

**Cephalic** (*sef'-al-ik*) [κεφαλή, head]. Pertaining to the head. The terms *Proral*, *Cranial*, *Rostral*, *Akral* have been proposed to take the place of Cephalic. See *Position and Direction, Table of*. **C. Index**. See *Index*. **C. Souffle**, a blowing murmur sometimes heard in auscultation of the head; a sign of aneurysm or of anemia. **C. Vein**. See *Vein*. **C. Version**. See *Version*. **C. Tetanus**. See *Kopff-Tetanus*.

**Cephalin** (*sef'-al-in*) [κεφαλή, the head]. An unstable phosphatic substance obtained from brain-substance; it is allied to lecithin; at least five modifications of it are reported to exist; it is called also *Kephalin*.

**Cephalitis** (*sef-al-i'-tis*). See *Encephalitis*.

**Cephalization** (*sef-al-iz-a'-shun*) [κεφαλή, the head]. In biology, Dana's term for that specialization the tendency of which is to concentrate important parts and organs at the head region of the trunk.

**Cephalize** (*sef'-al-iz*) [κεφαλή, head]. To develop head-organs.

**Cephalobranchiate** (*sef-al-o-brang'-ke-āt*) [κεφαλή, head; βράγχια, gills]. In biology, with external branchial tufts in the head-region.

**Cephalocathartic** (*sef-al-o-kath-a'-tik*) [κεφαλή, head; καθαρτικός, purging]. 1. Purging or relieving the head. 2. A medicine that relieves the head.

**Cephalocele** (*sef'-al-o-sel*) [κεφαλή, head; κήλη, tumor]. Hernia of the brain; protrusion of a mass of the cranial contents.

**Cephalocentesis** (*sef-al-o-sen-te'-sis*) [κεφαλή, head; κέντησις, puncture]. Surgical puncture of the cranium.

**Cephalocercal** (*sef-al-o-ser'-kal*) [κεφαλή, head; κέρκος, tail]. In anatomy, from head to tail.

**Cephalochord** (*sef'-al-o-kord*) [κεφαλή, head; χορδή, cord]. The cephalic portion of the *chorda dorsalis* in embryonic life.

**Cephaloclast** (*sef'-al-o-klast*). See *Cephalotribe*.

**Cephaloconus** (*sef-al-o-ko'-nus*) [κεφαλή, head; κώνος, a cone]. In biology, applied to one of the processes on the head of a pteropod.

**Cephalodium** (*sef-al-o'-de-um*) [κεφαλή, head; εἶδος, form]. In biology, one of the outgrowths on the thallus of a lichen, and in which gonidia or algal cells are found.

**Cephalodymia** (*sef-al-o-dim'-e-ah*) [κεφαλή, head; δύνειν, to mingle]. Teratologic union of twins by the merging of their heads together.

**Cephalodynia** (*sef-al-o-din'-e-ah*) [κεφαλή, head; ὀδυνή, pain]. Rheumatism affecting the occipito-frontalis muscle, the pain being chiefly experienced in the forehead or occiput, and at times involving the eyeballs.

**Cephalograph** (*sef'-al-o-graf*) [κεφαλή, head; γράφειν, to write]. An instrument for recording the contours of the head.

**Cephalography** (*sef-al-og'-ra-fe*) [κεφαλή, head; γράφειν, to write]. A description of the head.

**Cephaloid** (*sef'-al-oid*) [κεφαλή, head; εἶδος, likeness]. Resembling the head.

**Cephalology** (*sef-al-ol'-o-je*) [κεφαλή, head; λόγος, science]. The science of cranial measurements and indications.

**Cephaloma** (*sef-al-o'-mah*) [κεφαλή, head; ὅμα, tumor: *pl.*, *Cephalomata*]. Encephaloid carcinoma; soft carcinoma.

**Cephalomelus** (*sef-al-om'-el-us*) [κεφαλή, head; μέλος, a part]. A form of double monster in which there is a supernumerary limb attached to the head.

**Cephalomeningitis** (*sef-al-o-men-in-jit'-tis*) [κεφαλή, head; μῆνις, a membrane; ιτις, inflammation]. Cephalic meningitis; inflammation of the cephalic meninges.

**Cephalometer** (*sef-al-om'-et-er*) [κεφαλή, head; μέτρον, a measure]. An instrument for measuring the head.

**Cephalometry** (*sef-al-om'-et-re*) [κεφαλή, head; μέτρον, a measure]. 1. The use of the cephalometer: craniometry. 2. The art of taking measurements of the head to determine the position of the fissures and convolutions of the brain.

**Cephalont** (*sef'-al-ont*) [κεφαλή, head; ὄν(οντ), being]. In biology, that phase of a gregarine in which an epimerite is added to the anterior cyst or protomerite.

**Cephalo-orbital** (*sef-al-o-or'-bit-al*) [κεφαλή, head; orbita, an orbit]. Relating to the cranium and orbits. **C. Index**. See *Index*.

**Cephalo-orbito-nasal** (*sef-al-o-or-bit-o-na'-zal*) [κεφαλή, the head; orbita, an orbit; nasalis, of the nose]. Relating to the cranium, orbits, and nose.

**Cephalopagus** (*sef-al-op'-ag-us*) [κεφαλή, head; παγείς, joined]. An ensomphalic monstrosity having the heads united at the top.

**Cephalopathic** (*sef-al-o-path'-ik*) [κεφαλή, head; πάθος, disease]. Pertaining or belonging to a disease of the head.

**Cephalopathy** (*sef'-al-o-path-e*) [κεφαλή, head; πάθος, disease]. Any disease of the head.

**Cephalophalsia** (*sef-al-o-fal'-se-ah*). Same as *Cephalotripsy*.

**Cephalophragm** (*sef'-al-o-fram*) [κεφαλή, head; θράγμα, division]. In biology, a Y-shaped septum transversely dividing the head-chamber of certain insects.

**Cephalophyma** (*sef-al-o-fil'-mah*). Synonym of *Cephalhematoma*.

**Cephalorrhachidian** (*sef-al-o-rak-id'-e-an*) [κεφαλή, head; ράχis, spine]. Same as *Cerebro-spinal*.

**Cephaloscope** (*sef'-al-o-skōp*) [κεφαλή, head; σκοπεῖν, to examine]. A stethoscope for use in auscultation of the head or the ear.

**Cephalo-spinal** (*sef-al-o-spi'-nal*). See *Cerebro-spinal*.

**Cephalostat** (*sef'-al-o-stat*) [κεφαλή, head; ἰσθάναι, to cause to stand]. A vise or clamp for holding a patient's head.

**Cephalostegite** (*sef-a-lost'-tej-il*) [κεφαλή, head; στέγος, a roof]. In biology, the anterior or head region of the carapace of a crustacean.

**Cephalot**, or **Cephalote** (*sef'-al-ot, or -lāt*) [κεφαλωτός, headed]. A brown, resinoid fat obtainable from brain-substance. Cf. *Cerebrot*.

**Cephalothorax** (*sef-al-o-tho'-raks*) [κεφαλή, head; θώραξ, a breastplate]. In biology, the anterior portion of the body of an arthropod formed by the union of the head and thorax.

**Cephalothryptor** (*sef-al-o-thrip'-tor*). See *Cephalotribe*.

**Cephalotome** (*sef'-al-o-tōm*) [*κεφαλή*, the head; *τέμνειν*, to cut]. The instrument used in performing cephalotomy.

**Cephalotomy** (*sef'-al-o-tō-mē*) [*κεφαλή*, head; *τόμη*, section]. The opening or division of the head of the fetus in labor.

**Cephalotribe** (*sef'-al-o-trib*) [*κεφαλή*, the head; *τρίβειν*, to crush]. An instrument for crushing the fetal head.

**Cephalotripsy** (*sef'-al-o-trip-se*) [*κεφαλή*, head; *τρίβειν*, to bruise]. The operation of crushing the fetal head when delivery is otherwise impossible.

**Cephalotripter** (*sef'-al-o-trip'-tor*). See *Cephalotribe*.

**Cephalotroch** (*sef'-al-o-trok*) [*κεφαλή*, head; *τροχός*, a wheel]. In biology, a molluscan or annelid larva having a cephalic circlet of cilia.

**Cephalous** (*sef'-al-us*) [*κεφαλή*, head]. In biology, having a head. The opposite of *Acephalous*.

**Cephaloxia** (*sef'-al-oks'-e-ah*). Synonym of *Torticollis*.

**Cera** (*se'-rah*) [L.]. Wax. A mixture of *cerotic acid*, *cerolein*, and *myricin*, gathered by the honey-bee from the pollen of flowers and the leaves of plants. **C. alba**, white wax; prepared by bleaching yellow wax. It is valuable as an ingredient of cerates and ointments. **C. flava**, yellow wax; it possesses an agreeable balsamic odor. It is soluble in ether, hot alcohol, and chloroform.

**Ceraceous** (*se'-ra-se-us*) [*cera*, wax]. Waxy; resembling wax.

**Ceramidium** (*ser-am-id'-e-um*) [*κέραμος*, pottery]. In biology, the urn-shaped spore-bearing receptacle of certain algæ.

**Cerasein** (*ser-at'-se-in*) [*cerasus*, a cherry-tree]. A precipitate from a tincture of the bark of choke-cherry, *Prunus virginiana* (true); used as a quinin-substitute, and as a diaphoretic and sedative. Dose 2 to 10 grains. Unof.

**Cerasin** (*ser'-as-in*) [*cerasus*, a cherry-tree]. 1. An ingredient of the gum of cherry, peach, and plum trees, apparently identical with bassorin. 2. A crude precipitate from tincture of *Choke-cherry*, *q. v.*

**Cerasinose** (*ser-as'-in-ōs*) [*cerasus*, a cherry-tree]. A crystalline carbohydrate isomeric with arabinose; it is derivable from cherry-gum.

**Cerate** (*se'-rat*) [*cera*, wax]. In pharmacy, an unctuous preparation consisting of wax mixed with oils, fatty substances, or resins, and of such a consistence that at ordinary temperatures it can be readily spread upon linen or muslin, and yet is so firm that it will not melt or run when applied to the skin. There are eight official cerates. **C., Goulard's**. See *Goulard*. **C., Hufeland's**. See *Hufeland*.

**Ceratectasia** (*ser-at-ek-ta'-ze-ah*). See *Keratectasia*.

**Ceratotomy** (*ser-at-ek'-to-mē*). See *Kerectomy*.

**Ceratiasis** (*ser-at-i'-as-is*). See *Keratiasis*.

**Ceratin** (*ser'-at-in*). See *Keratin*.

**Ceratitis** (*ser-at-i'-tis*). See *Keratitis*.

**Cerato-** (*ser'-at-o-*). See *Kerato-*.

**Ceratum** (*se'-ra-tum*). See *Cerate*.

**Cerbera** (*ser'-ber-ah*) [*Cerberus*, a dog of mythology]. A genus of apocynaceous old-world trees, several of them actively poisonous. **C. odollam**, of India, has purgative leaves and bark; it contains *Cerberin*, *q. v.* **C. tanghin**, the ordeal-tree of Madagascar, is highly poisonous; one seed is said to have destroyed 20 people.

**Cerberin** (*ser'-ber-in*) [*Cerberus*, a dog of mythology]. A poisonous glucosid from the seeds of *Cerbera odollam* and other related trees.

**Cercaria** (*ser-ka'-re-ah*) [*κέρκος*, tail]. Any trematode worm (fluke) in its second (or tailed) stage of larval life.

**Cercarian** (*ser-ka'-re-an*) [*κέρκος*, a tail]. Any trematode, or fluke-worm, in the *Cercaria* stage.

**Cerchnus** (*serk'-nus*) [*κέρχνος*, rough, hoarse]. Hoarseness; noisy respiration.

**Cercis** (*ser'-sis*). See *Judas Tree*.

**Cercomonas** (*ser-koni'-o-nas*) [*κέρκος*, tail; *μονάς*, monad]. A genus of flagellate infusorians. **C. intestinalis**, a minute animal parasite, a protozoön, occasionally found in the fecal discharges of patients suffering with typhoid fever, chronic diarrhea, and cholera. Its pathologic significance has not yet been ascertained. **C. urinarius**. See *Bodo*.

**Cercus** (*ser'-kus*) [*κέρκος*, the tail of a beast]. In biology, one of the antenna-like structures projecting from the hinder parts of certain insects.

**Cere** (*ser*) [*cera*, wax]. In biology, that portion of the sheath of the bill in certain birds, *e. g.*, parrots and birds of prey, which has a waxy appearance.

**Cereal** (*se'-re-al*) [*Ceres*, the goddess of agriculture]. 1. Relating to edible grains. 2. Any edible grain or bread-corn; also the plant that produces it. The composition of the more important cereals is thus given by Bell:—

CONSTITUENTS.	Wheat, winter sown.	Wheat, spring sown.	Long-eared Barley.	English Oats.	Maize.	Rye.	Carolina Rice (without husk).
Fat, . . . . .	1.48	1.56	1.03	5.14	3.58	1.43	0.19
Starch, . . . . .	63.71	65.86	63.51	49.78	64.66	61.87	77.66
Sugar (as sucrose), . . . .	2.57	2.24	1.34	2.36	1.94	4.30	0.38
Albumin (insoluble in alcohol),	10.70	7.19	8.18	10.62	9.67	9.78	7.94
Nitrogenous matter (soluble in alcohol),	4.83	4.40	3.28	4.05	4.60	5.09	1.40
Cellulose, . . .	3.03	2.93	7.28	13.53	1.86	3.23	Traces.
Mineral matter,	1.60	1.74	2.32	2.66	1.35	1.85	0.28
Moisture, . . .	12.08	14.08	13.06	11.86	12.34	12.45	12.15
Total, . . . . .	100.00	100.00	100.00	100.00	100.00	100.00	100.00

**Cerealin** (*se'-re-al-in*) [*Ceres*, the goddess of agriculture]. An albuminoid found in various cereals and obtainable from bran. See *Flour*.

**Cerebell** (*ser'-e-bel*). See *Cerebellum*.

**Cerebellar** (*ser-e-bel'-ar*) [dim. of *cerebrum*]. Relating to the cerebellum. **C. Fossa**. See *Fossa*. **C. Ganglion**. See *Ganglion*.

**Cerebellic** (*ser-e-bel'-ik*). See *Cerebellar*.

**Cerebellitis** (*ser-e-bel-i'-tis*) [*cerebellum*, a little brain; *itis*, inflammation]. Inflammation of the cerebellum.

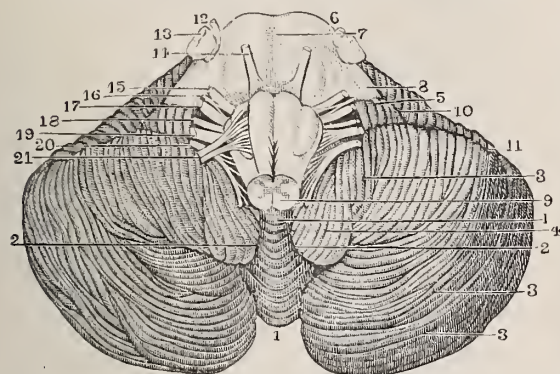
**Cerebellocortex** (*ser-e-bel-o-kor'-teks*) [*cerebellum*, the little brain; *cortex*, bark]. The cortex of the cerebellum.

**Cerebello-spinal** (*ser-e-bel-o-spi'-nal*) [*cerebellum*, the little brain; *spina*, the spine]. Relating to the cerebellum and the spinal cord.

**Cerebellous** (*ser-e-bel'-us*). See *Cerebellar*.



**Cerebellum** (*ser-e-bell'-um*) [dim. of *cerebrum*]. The inferior part of the brain lying below the cerebrum.



INFERIOR ASPECT OF THE CEREBELLUM.

1, 1. Inferior vermiciform process. 2, 2. Median fissure. 3, 3. Lobes and lobules. 4. Amygdala or tonsil. 5. Flocculus, subpeduncular lobe or pneumogastric lobule. 6. Pons varolii. 7. Median fissure of pons. 8. Middle cerebellar peduncle. 9. Medulla oblongata. 10. Anterior extremity of circumferential fissure of cerebellum. 11. Anterior border of superior surface. 12. Small or motor root of trigeminus. 13. Large or sensory root. 14. 6th nerve. 15. Facial nerve. 16. Nerve of Wrisberg. 17. Auditory nerve. 18. Glossopharyngeal. 19. Pneumogastric. 20. Spinal accessory. 21. Hypoglossal.

**Cerebral** (*ser'-e-bral*) [*cerebrum*, the brain]. Relating to the cerebrum. **C. Apoplexy.** See *Apoplexy*. **C. Arteries.** See *Arteries, Table of*. **C. Index.** See *Index*. **C. Maculæ,** spots on the skin caused by slight irritation, and abnormally persistent. They may indicate disorder of the vaso-motor mechanism. **C. Nerves.** See *Nerves, Table of*. **C. Pneumonia.** See *Pneumonia*. **C. Surprise,** the speedy, but not long-persistent stupor that often follows sudden mental shock or grave lesion or injury of the brain. **C. Vesicles.** See *Brain-bladder*.

**Cerebralgia** (*ser-e-bral'-je-ah*) [*cerebrum*, the brain; ἄλγος, pain]. Pain in the head.

**Cerebralism** (*ser'-e-bral'-izm*) [*cerebrum*, the brain]. The theory that mental operations are due to the activity of the brain; or that thought is a function of the brain.

**Cerebrasthenia** (*ser-e-bras-thel'-ne-ah*) [*cerebrum*, the brain; ἄσθενής, without strength]. Cerebral asthenia. See *Phrenasthenia*.

**Cerebrasthenic** (*ser-e-bras'-then-ik*) [*cerebrum*, the brain; ἄσθενής, without strength]. Characterized by, or pertaining to, cerebrasthenia.

**Cerebration** (*ser-e-bral'-shun*) [*cerebrum*, the brain]. Mental and cerebral activity. **C., Unconscious,** mental activity of which the subject is not conscious.

**Cerebria** (*ser-e'-bre-ah*) [*cerebrum*, the brain]. Temporary cerebral exhaustion (but the term is variously applied by different writers); acute, chronic, partial, and sympathetic cerebria are among the varieties described.

**Cerebric Acid** (*ser'-e-brik*). Same as *Cerebrinic Acid*.

**Cerebrifugal** (*ser-e-brif'-u-gal*) [*cerebrum*, the brain; *fugere*, to flee]. Centrifugal; efferent; transmitting or transmitted from the brain to the periphery.

**Cerebrin** (*ser'-e-brin*) [*cerebrum*, the brain],  $C_{17}H_{33}NO_8$ . A nitrogenous glucosid obtained from brain-tissue, nerves, and pus-corpuscles. It is a light, colorless, exceedingly hygroscopic powder. The term has been applied to an "organic extract" of unknown constitution, derived from brain-tissue.

**Cerebrinacide** (*ser-e-brin'-as-id*) [*cerebrum*, the brain]. One of certain substances found in brain-tissue, and capable of combining with metallic oxids.

**Cerebrinic Acid** (*ser-e-brin'-ik*). See *Acid*.

**Cerebripetal** (*ser-e-brif'-et-al*) [*cerebrum*, the brain; *petere*, to seek]. Centripetal; afferent; transmitting or transmitted from the periphery to the brain.

**Cerebritis** (*ser-e-brif'-tis*) [*cerebrum*, the brain; *itis*, inflammation]. Inflammation of the proper substance of the cerebrum, due to traumatism, contiguous inflammation, or septic influence. Headache, possibly vomiting, and convulsions are the most marked symptoms. **C., Enzoötic—of horses.** Also called staggers, or mad staggers. A disease of horses in the Western United States caused by eating corn that has been attacked by a mold, *Aspergillus glaucus*, the spores of which, finding lodgment in the kidneys and liver, germinate and cause derangements of the circulation with central abscesses. Neither mules, cattle, nor pigs appear to contract this disease.

**Cerebrogalactose** (*ser-e-bro-gal-ak'-tös*). Same as *Cerebrose*.

**Cerebro-hypoid** (*ser-e-bro-hi'-foid*) [*cerebrum*, the brain; *ὥφή*, tissue; *εἶδος*, likeness]. Resembling the substance of the brain.

**Cerebrol** (*ser'-e-bröl*) [*cerebrum*, brain; *oleum*, oil]. An oily, reddish fluid obtainable from brain-tissue.

**Cerebroma** (*ser-e-bro'-mah*) [*cerebrum*, the brain; *ῥυμα*, a tumor; *pt.*, *Cerebromata*]. A growth, outside the cranium, that contains cerebral tissue.

**Cerebromalacia** (*ser-e-bro-mal-al'-se-ah*) [*cerebrum*, the brain; *μαλακία*, softness]. Softening of the brain-tissue.

**Cerebromedullary** (*ser-e-bro-med-ul'-ar-e*) [*cerebrum*, the brain; *medulla*, marrow]. Relating to the brain and spinal cord.

**Cerebropathy** (*ser-e-brop'-a-the*) [*cerebrum*, the brain; *πάθος*, illness]. 1. A train of symptoms following overwork and approaching the character of insanity. 2. Cerebral disease in general.

**Cerebropsychosis** (*ser-e-brop-sik-o'-sis*) [*cerebrum*, the brain; *ψύχωσις*, animating]. Mental disturbance due to a disease of the psychic centers.

**Cerebro sclerosis** (*ser-e-bro-skle-ro'-sis*) [*cerebrum*, the brain; *σκληρός*, hard]. Sclerosis of cerebral tissue.

**Cerebroscopic** (*ser-e-bro-skop'-ik*) [*cerebrum*, the brain; *σκοπεῖν*, to inspect]. Pertaining to cerebroscopy.

**Cerebroscopy** (*ser-e-bros'-ko-pe*) [*cerebrum*, the brain; *σκοπεῖν*, to inspect]. Ophthalmoscopy in the diagnosis of brain-disease.

**Cerebrose** (*ser'-e-brös*) [*cerebrum*, the brain],  $C_6H_{12}O_6$ . A crystallized sugar isomeric with glucose, occurring in brain-tissue.

**Cerebro-sensorial** (*ser-e-bro-sen-so'-re-al*) [*cerebrum*, the brain; *sensorium*, the organ of sensation]. Pertaining to the cerebral sensorium.

**Cerebroside** (*ser'-e-bro-sid*) [*cerebrum*, the brain]. One of a class of substances occurring in brain-tissue, containing cerebrose, just as *glucosids* contain *glucose*.

**Cerebrosis** (*ser-e-bro'-sis*) [*cerebrum*, the brain]. Any cerebral disorder.

**Cerebrospinal** (*ser-e-bro-spi'-nal*) [*cerebrum*, the brain; *spina*, the spine]. Pertaining to the whole of the brain and spinal structure. **C. Axis.** See *Axis*. **C. Fluid,** the fluid between the arachnoid and the pia. **C. Meningitis.** See *Fever, Cerebrospinal*. **C. System,** the brain, spinal cord, and nerves.

**Cerebrospinant** (*ser-e-bro-spi'-nant*) [*cerebrum*, the brain; *spina*, the spine]. A medicine that acts upon the brain and spinal cord.

**Cerebrosulphatid** (*ser-e-bro-sul'-fat-id*) [*cerebrum*, the brain; *sulphur*]. Any cerebrinacide containing sulphur.

**Cerebrot, Cerebrote** (*ser'-e-brot, ser'-e-brōt*) [*cerebrum*, the brain]. A white, fatty principle obtainable from brain-substance. Cf. *Cephalot*.

**Cerebrotomy** (*ser-e-brot'-o-me*) [*cerebrum*, the brain; *τέμνειν*, to cut]. Surgical or anatomic section of brain-tissue.

**Cerebrum** (*ser'-e-brum*) [L.]. The chief portion of the brain, occupying the whole upper part of the cranium. See *Brain*.

**Cerectomy** (*ser-ek'-to-me*). See *Kerectomy*.

**Cerencephalot** (*ser-en-sef'-al-ot*) [*κηρός*, wax; *ἐγκέφαλος*, brain]. Cephalot.

**Cereolus** (*ser-e'-o-lus*) [*cera*, wax; *pl.*, *Cereoli*]. A bougie of waxed linen, often medicated.

**Ceresin** (*ser'-es-in*) [*cera*, wax]. Ozokerite that has been bleached without distillation; it is used as a substitute for beeswax.

**Cereus** (*ser'-re-us*) [L., "a wax candle"]. A genus of cactaceous plants. **C. grandiflorus**. See *Night-blooming Cereus*.

**Cerevisia** (*ser-e-vis'-e-ah*) [L.]. Ale or beer. **C. fermentum**, beer-yeast. The ferment obtained in brewing beer, and produced by *Saccharomyces cerevisia*. It is given in low states of the system. Dose  $\frac{3}{4}$  ss-j.

**Cerin** (*se'-rin*) [*cera*, wax]. An ether of cerotic acid; one of the substances found in wax.

**Cerise** (*ser-ēs'*) [*cerasus*, a cherry-tree]. A pigment of a cherry color. See *Pigments, Conspectus of*.

**Cerium** (*se'-re-um*) [named after the planet *Ceres*]. Ce = 140; quantivalence II, IV. One of the rarer metals. See *Elements, Table of*. **C. oxalas**,  $\text{Ce}_2(\text{C}_2\text{O}_4)_3 \cdot 9\text{H}_2\text{O}$ , a white, granular powder, insoluble in water or alcohol, but soluble in hydrochloric acid. The oxalate is the only salt commonly employed in medicine. It is a gastric sedative useful in the vomiting of pregnancy. Dose gr. j-x, in pill. **C. valerianate** has been used in the same class of cases. Dose gr. iss.

**Ceromel** (*se'-ro-mel*) [*κηρός*, wax; *μέλι*, honey]. Honey cerate; wax one part, honey two or four parts. It is applied to wounds and ulcers, chiefly in Asiatic countries.

**Ceroplastic** (*se-ro-plas'-tik*) [*κηρός*, wax; *πλάσσειν*, to mould]. Modeled, or as if modeled, in wax]. **C. Catalepsy**. See *Catalepsy*.

**Ceroplasty** (*se'-ro-plas-te*) [*κηρός*, wax; *πλάσσειν*, to mould]. The modeling of anatomic preparations in wax.

**Cerosin** (*se'-ro-sin*) [*κηρός*, wax]. A wax-like substance forming a white or grayish-green coating on some species of sugar-cane. When purified, it yields fine, light pearly scales.

**Cerosis** (*ser-o'-sis*) [*κηρός*, wax]. That morbid condition of a membrane in which it seems to consist of wax-like scales.

**Cerotene** (*se'-ro-tēn*) [*κηρός*, wax]. An alkylen or olefin,  $\text{C}_{27}\text{H}_{54}$ , obtained from Chinese wax; it melts at  $58^\circ$ ; cerylene.

**Cerotic Acid** (*se-rot'-ik*). See *Acid, Cerotic*.

**Certificate** (*ser-tif'-ik-āt*) [*certificare*, to certify]. A written statement, as for insurance, or in case of birth or death.

**Cerulean Blue**. See *Pigments, Conspectus of*.

**Cerulein** (*ser-u'-le-in*). Same as *Alizarin Green*, one of the Alizarins. See *Pigments, Conspectus of*.

**Cerumen** (*ser-u'-men*) [*cera*, wax]. The wax of the ear.

**Ceruminous** (*ser-u'-min-us*) [*cera*, wax]. Pertaining to cerumen.

**Ceruse** (*se'-rūs*) [*cerussa*, white lead]. 1. White lead: basic carbonate and hydrate of lead. 2. A white face-powder. **C. of antimony**, white oxid of antimony; also antimonic acid.

**Cervical** (*ser'-vik-al*) [*cervix*, the neck]. Pertaining to the neck, or to the cervix uteri. **C. Carcinoma**, carcinoma of the neck of the womb. **C. Choke**, in the horse, the lodgment of a foreign body in the esophagus at any point between the "throat-latch" and the shoulder. **C. Endometritis**. See *Endometritis*.

**C. Pregnancy**, a rare condition in which from atrophy of the decidua membranes the impregnated ovum is not properly held in place, and dropping, lodges in the cervical canal, where it develops until the uterus, not being able to hold it longer, expels it.

**Cervicen** (*ser'-vis-en*) [*cervix*, the neck]. Belonging solely to the cervix.

**Cervicicardiac** (*ser-vis-ik-ar'-de-ak*) [*cervix*, the neck; *καρδιά*, the heart]. Relating to the neck and the heart, as the cervicicardiac nerves, branches of the vagus.

**Cerviciple** (*ser'-vis-ip-leks*) [*cervix*, the neck; *plexus*, a network]. The cervical plexus.

**Cervicitis** (*ser-vis-i'-tis*) [*cervix*, the neck; *itis*, inflammation]. Inflammation of the cervix uteri.

**Cervicobrachial** (*ser-vik-o-brā'-ke-al*) [*cervix*, the neck; *brachium*, the arm]. Relating to the neck and the arm.

**Cervico-bregmatic** (*ser-vik-o-breg-mat'-ik*) [*cervix*, the neck; *βρεγμα*, the sinciput]. Relating to the cervix or nucha and the bregma.

**Cervicodynia** (*ser-vik-o-din'-e-ah*) [*cervix*, the neck; *δύνη*, pain]. Cramp or neuralgia of the neck.

**Cervico-facial** (*ser-vik-o-fa'-shal*) [*cervix*, neck; *facies*, face]. Relating to the neck and the face.

**Cervico-occipital** (*ser-vik-o-ok-sip'-it-al*) [*cervix*, the neck; *occiput*, the back of the head]. Relating to the neck and the back of the head.

**Cervico-orbicular** (*ser-vik-o-or-bik'-u-lar*) [*cervix*, neck; *orbicularis*, circular]. Relating to the neck and the orbicular muscle.

**Cervico-vaginal** (*ser-vik-o-vaj'-in-al*) [*cervix*, the neck; *vagina*, a sheath]. Relating to the cervix uteri and the vagina.

**Cerviculate** (*ser-vik'-u-lāt*) [*cervicula*, a little neck]. In biology, having a slender neck.

**Cervix** (*ser'-viks*) [L.]. The neck; also the posterior part of the neck. Applied also to constricted parts of other organs, as the cervix of the bladder, or of the penis. **C. Uteri**, the neck of the womb. **C. Vesicæ**, the neck of the bladder.

**Ceryl** (*se'-ril*) [*cera*, wax],  $\text{C}_{27}\text{H}_{55}$ . An organic radical found in combination in beeswax.

**Cerylene** (*se'-ril-ēn*). See *Cerotene*.

**Cesarean, or Cæsarean, Operation** (*se-sa'-re-an op-er-a'-shun*) [*cædere*, to cut]. Extraction of the fetus through an incision made in the abdomen. **C. O., Conservative**, the removal of the fetus through an opening in the anterior abdominal wall, without removing the uterus or its appendages. **C. O., Elective**, one done at a selected time prior to labor. **C. O., Improved**. See *Sänger's Operation, Porro's Operation*, etc. **C. O., Post-mortem**, extraction of the child after the mother's death. For the various methods proposed of performing the *Cesarean Operation*, see *Gastro-elytrotomy, Laparo-elytrotomy, Gastro-hysterectomy, Gastro-hysterotomy*, and the operations of *Porro, Sängner, Porro-Müller, Kehrer*, and *Thomas*, under *Operations, Table of*.

**Cesarean Section**. See *Operations, Table of*.

**Cesium, or Cæsium** (*se'-se-um*) [L., "bluish-gray"], Cs = 132.6; quantivalence I. A rare alkaline metal resembling potassium in physical and chemie properties. **C. bromid**, like the other bromids, is a good sedative, but its cost is very great. The oxalate and nitrate have also been employed medicinally.



Unof. **C. chlorid**, unof., lowers the pulse-rate and raises the arterial pressure. Dose gr. ij-iv.

**Cespitose** (*ses'-pit-os*) [*cæspes*, a turf or sod]. In biology, growing in or characterized by tangled or matted tufts.

**Cesspool** (*ses'-pool*) [E. dial., *suiss*, a puddle; ME., *pool*]. A reservoir for water; a privy.

**Cestoid**, or **Cestode** (*ses'-toid*, or *ses'-toid'*) [κεστός, a girdle; εἶδος, likeness]. Shaped like a girdle, or ribbon; applied to worms, of which *Tenia* is a type.

**Cetacea** (*se-ta'-se-ah*) [*cetus*, a whale]. An order of mammals living in the sea, as the whale, dolphin, etc.

**Cetaceum** (*se-ta'-se-un*) [L.: *gen.*, *Cetacei*]. Spermaceti. A fatty substance somewhat resembling paraffin in its physical properties. It is obtained from the head of the sperm whale, *Physeter macrocephalus*. It is soluble in ether, chloroform, and boiling alcohol, and is employed only as an emollient. **C.**, **Ceratum**, contains spermaceti 10, white wax 35, olive oil 55 parts. **C.**, **Ung.** (B. P.), contains spermaceti, white wax, almond oil, and benzoïn.

**Cetraria** (*se-tra'-re-ah*) [*cætra*, a short Spanish shield]. 1. A genus of lichens. 2. Iceland moss. A lichen, *C. Islandica*, found in Iceland and other northern countries. It contains a form of starch, *Lichenin*, that gelatinizes when boiled with water. It is a feebly tonic demulcent, sometimes recommended in pulmonary affections. **C.**, **Decoct.**, contains five per cent. of the lichen. Dose ʒ ij-iv.

**Cetrarin** (*se-tra'-rin*) [*cætra*, a short Spanish shield]. The bitter principle of Iceland moss, crystallizing in fine needles, and nearly insoluble in water.

**Cetyl** (*se'-til*) [*cetus*, a whale],  $C_{16}H_{33}$ . An alcoholic radical existing in beeswax and spermaceti.

**Cetylid** (*se'-til-id*) [*cetus*, a whale],  $C_{22}H_{42}O_5$ . Geoghegan's term for the substance in the brain that reduces alkaline solutions of cupric salts.

**Cevadilla** (*sev-ad-il'-ah*). See *Cebadilla*.

**Cevadillin** (*sev-ad-il'-in*) [*cevadilla*],  $C_{34}H_{53}NO_8$ . An uncrystallizable alkaloid obtained from cevadilla.

**Cevadin** (*sev'-ad-in*),  $C_{32}H_{49}NO_9$ . A crystalline alkaloid of cevadilla. See *Veratrin*.

**Ceylon Sickness**. See *Beriberi*.

**Chabert's Disease**. See *Diseases, Table of*.

**Chæraphrosyne** (*ke-raf'-ros'-in-e*) [χαίρειν, to rejoice; ἀποροσύνη, senselessness]. Amenomania.

**Chæromania** (*ke-ro-ma'-ne-ah*) [χαίρειν, to rejoice; μανία, madness]. Amenomania.

**Chæta** (*ke'-tah*) [χαίτη, a long hair]. A bristle.

**Chætophorous** (*ke-toff'-or-us*) [χαίτη, a long hair; φέρειν, to bear]. In biology, bearing bristles.

**Chaffbone** (*chaf'-bôn*) [AS., *ceaf*, husk; *bân*, a bone]. A name for the inferior maxilla.

**Chagres Fever**. See *Fever*.

**Chain** (*chân*) [ME., *chaine*, a chain]. 1. A series of connected links of metal, etc. 2. In chemistry, a group of like atoms joined together by chemic affinity without the intervention of atoms of another kind. **C.** **Écraiseur**, an écraiseur of which a chain forms the cutting part. **C.-saw**, a surgeon's saw, the teeth of which are linked together like a chain.

**Chair** (*châr*) [ME., *chaire*, a chair]. 1. A seat of office, as that of a professor. 2. A piece of furniture consisting of a seat with a back support. **C.**, **Vibrating**. See *Shaking Cure*. **C.**, **Whirling**, a revolving-chair in which formerly a maniacal patient was rapidly whirled. This was regarded as both a sedative and a curative procedure.

**Chalastic** (*kal-as'-tik*) [χαλαστικός, making supple]. 1. Emollient, softening. 2. An emollient or laxative medicine.

**Chalastodermia** (*kal-as-to-der'-me-ah*). Synonym of *Dermatolysis*.

**Chalaza** (*kal-a'-zah*) [χάλαζα, a hailstone]. In biology, one of the twisted cords binding the yolk-bag of an egg to the lining membrane of the shell; or that part of a seed where its coats unite with each other and the nucleus.

**Chalazion** (*kal-a'-ze-on*) [χαλάζιον, a small hailstone]. A tumor of the eyelid from retained secretion of the Meibomian glands: a Meibomian cyst.

**Chalazonephritis** (*kal-a-zo-nef'-ri'-tis*) [χάλαζα, hail; νεφρον, the kidney; τσις, inflammation]. Granular nephritis.

**Chalcosis** (*kal-ik-o'-sis*) [χάλυξ, gravel]. A disease of the lungs of workmen caused by the inhalation of dust or sand.

**Chalk** (*charok*) [ME., *chalk*, lime]. Carbonate of lime. See *Calcium*. **C. Stone**, gout-stone—a deposit beneath the skin in gouty patients.

**Chalot's Operation**. See *Operations, Table of*.

**Chalybeate** (*ka-lib'-e-ât*) [χάλυψ, iron]. Containing iron.

**Chalybs** (*ka'-libz*) [L.]. See *Ferrum*.

**Chamber** (*châm'-ber*) [ME., *chamber*, a room]. A cavity or space. **C.**, **Anterior** (of the eye), the space between the cornea and the iris. **C.**, **Posterior** (of the eye), the space between the iris and the lens. The chambers of the eye contain the aqueous humor.

**Chamberlaine's Operations**. See *Operations, Table of*.

**Chamberland's Bougie or Filter**. See *Filter*.

**Chamecephalic** (*kam-e-sef-al'-ik*) [χαμαί, low; κεφαλή, head]. Characterized by chamecephaly.

**Chamecephalous** (*kam-e-sef'-al-us*). See *Chamecephalic*.

**Chamecephaly** (*kam-e-sef'-al-e*) [χαμαί, low; κεφαλή, head]. In craniometry, that condition of the skull in which the cephalic index is 70° or less. A flat and receding skull.

**Chameconcha** (*kam-e-kong'-kah*) [χαμαί, low; κόγχη, orbit]. In craniometry, an orbital index below 80.01°.

**Chameconchous** (*kam-e-cong'-kus*) [χαμαί, low; κόγχη, concha]. In craniometry, having an orbital index of not more than 80°.

**Chamecranious** (*kam-e-kra'-ne-us*) [χαμαί, low; κρανίον, skull]. In craniometry, having the greatest length of the skull proportioned to its height.

**Chameleon Mineral** (*kam-el'-le-on min'-er-al*). An old name for a crude mixture of potassium manganate with potassium nitrate.

**Chamelirin** (*kam-el-ir'-in*) [χαμαί, ground; λείριον, lily]. A poisonous glucosid from *Chamelirion luteum*; it is a strong heart-depressant.

**Chamelirion** (*kam-el-ir'-e-on*) [χαμαί, ground; λείριον, lily]. A genus of liliaceous plants having active medicinal and poisonous properties. **C. luteum**, or **carolinianum**, of the U. S. (called *Helonias dioica*), is a uterine tonic and diuretic. Unof.

**Chameopisthius** (*kam-e-o-pis'-the-us*) [χαμαί, low; ὀπισθιον, back]. In craniometry, Lissauer's term for a skull in which the angle between the radius fixus and the line joining the hornion and the lambda is from 17° to 24.5°.

**Chameproscopic** (*kam-e-pro-so'-pik*) [χαμαί, low; πρόσωπον, face]. Low-faced; having the zygomatic facial index below 90°.

**Chamocephalic** (*kam-o-sef-al'-ik*) [χαμαί, on the ground, low; κεφαλή, head]. See *Chamecephalic*.

**Chamois Leather** (*sham'-wah*, or *sham'-e*). See *Leather*.

**Chamois-skin** (*sham'-wah*, or *sham'-e-skin*). Properly the skin or tanned leather of the chamois; now prepared from split sheep-skin. It is used in surgery and for underclothing.

**Chamomile** (*kam'-o-mil'*). See *Anthemis* and *Matri-caria*.

**Chamoprosopic** (*kam-o-pro-so'-pik*) [*χαμαι*, on the ground; *πρόσωπον*, face]. See *Chameprosopic*.

**Champagne** (*sham-pān'*) [Fr.]. An effervescent wine (see *Vinum*), sometimes prescribed as a remedy for nausea and vomiting. For *Champagnes* see *Wines*.

**Champak** (*cham'-pak*) [Beng., *champakā*]. A magnoliaceous tree of India and Indo-China, *Michelia champaca*. Its highly-fragrant flowers are used for nasal catarrhs and for headaches and eye-disorders; its bark is febrifuge and emmenagogue. See *Michelia*. Unof.

**Chancebone** (*chans'-bōn*). A name for the ischium.

**Chancre** (*shang'-ker*) [Fr., same]. A term formerly used indiscriminately for any primary venereal ulcer, but now generally conceded to signify the initial lesion of syphilis, a true infecting sore, followed by constitutional symptoms (see *Syphilis*); while *chancroid* is employed to designate the infectious but non-constitutional sore. **C., Hard, Hunterian, Indurated, Infecting, Non-suppurating, or True**, the ulcer of venereal origin, that is followed by constitutional syphilis. **C., Non-incubatory, Non-infecting, Simple, or Soft**, a contagious, suppurating, non-syphilitic venereal ulcer, properly called *chancroid*. **C., Phagedenic**, chancroid with a tendency to erosion. **C., Serpiginous**, a variety of the last that spreads superficially in curved lines.

**Chancroid** (*shang'-kroid*) [*chancre*]. A local, infective process transmitted by sexual intercourse, and characterized by ulceration, local glandular involvement, and often suppuration. It has been variously termed the soft, non-indurated, simple, or non-syphilitic chancre. See *Chancre*.

**Change** (*chānj*) [ME., *changen*, to change]. Death. The word is colloquially used either for the establishment or the cessation of the menstrual function. **C. of Life**, the cessation of the catamenia; the menopause.

**Channel-bone** (*chan'-el-bōn*) [ME., *chanel*, a canal; *boon*, a bone]. The clavicle.

**Chantreuil's Method**. In pelvimetry, a method of ascertaining the distance between the tuberosities of the ischia (11 cm.) in estimating the size of the pelvic outlet. The two thumbs are placed upon the tuberosities, and an assistant measures the distance between them.

**Chap** (*chap*) [ME., *chappen*, to cleave]. 1. The jaw (usually in the pl.). 2. A slight or superficial fissure of the skin, usually upon the lips, hands, or nipples.

**Chaptalization** (*chap-tal-iz-a'-shun*). A method of improving wines consisting in neutralizing the excess of acidity in the must by the addition of marble-dust, and increasing the saccharine content by the addition of a certain quantity of cane-sugar. The wine becomes richer in alcohol, poorer in acid, and the bouquet is not injured.

**Charbon** (*shar'-bon*) [Fr.]. The French term for *anthrax*, or *pustula maligna*.

**Charcoal** (*char'-kōl*) [ME., *charco'e*]. Coal made by subjecting wood to a process of smothered combustion. See *Carbo animalis* and *Carbo ligni*.

**Charcot Pain**. Pain in the ovarian region.

**Charcot's Disease**, *Sclerose en plaques*. Disseminated, multiple, or insular sclerosis. See *Diseases*, Table of. **C.'s Joint, or Joint Disease**. See *Arthropathia* and *Diseases*, Table of. **C.-Leyden Crystals**, microscopic, colorless, octahedral or rhomboidal crystals found in the intestinal tract in leukemic and anemic patients and in the sputum of asthmatic and bronchitic patients; so called by Bäumler. Same as *Charcot-Neumann Crystals*. See *Spermin*. **C.'s Method**. See *Hypno-*

*tism*. **C.-Neumann Crystals**. See *Spermin*. **C.-Robin Crystals**, crystals forming upon leukemic blood when allowed to stand exposed for a few days. **C.'s Vibrating Arm-chair**. See *Shaking Cure*.

**Charlatan** (*shar'-lat-an*) [Sp., *charlar*, to prattle]. A quack; a pretender to medical skill; an advertising doctor.

**Charlatanoid** (*shar'-lat-an-oid*) [Sp., *charlar*, to prattle]. A term applied to an organism so closely resembling a charlatan as at times to be almost indistinguishable.

**Charles's Law**. See *Lavo*.

**Charpie** (*shar'-pé*) [*carpere*, to pluck]. Picked or shredded lint; linen shreds for dressing wounds.

**Charqui** (*char'-ke*) [Chilian]. A name given in South America to strips and slices of beef freed from fat and dried rapidly by sun-heat and sprinkled with maize.

**Charrière's Guillotine**. An instrument for excising the tonsils. See *Operations*, Table of.

**Charta** (*kar'-tah*) [*χάρτης*, paper; *gen. and pl., Chartæ*]. A paper. In pharmacy, a strip of paper as an excipient, the fibers of which are impregnated with the prescribed medicinal substance. Also a wrapper for holding powders or medicines. Of the three official *chartæ*, two are intended as vesicants. **C. epispastica**, or **C. cantharidis**, blistering-paper. **C. emporctica**, porous or bibulous paper. **C. exploratoria**, test-paper. **C. sinapis**, mustard-paper.

**Chartreuse** (*shar'-tres'*) [Fr.]. A tonic cordial, obtained by distillation from various plants growing on the Alps.

**Chartula** (*kart'-u-lah*) [dim. of *charta*]. A little paper, especially a paper containing a single dose of a medicinal powder.

**Chasma** (*kaz'-mah*), or **Chasmus** (*kaz'-mus*) [*χασμός*, a gaping]. A yawn.

**Chassaignac's Operations**. See *Operations*, Table of.

**Chaste Tree** (*chāst tre*). See *Agnus castus*.

**Chaulmugra Oil** (*chavol-moog'-rah*) [E. Ind.]. A fixed oil expressed from the seeds of *Gynocardia odorata*, a tree native to the E. Indies. It is soluble in alcohol, and its properties are due to *gynocardic acid*. It is thought to be useful in leprosy and is recommended in scaly eczema, psoriasis, and syphilitic skin-affections. For external use, gr. xx of the acid ad ʒj of petrolatum. Internally, dose gtt. v-x of the oil, or gr. ss-ijj of the acid, in capsules. All unof.

**Chaussier, Line of**. See *Lines*, Table of.

**Chautard's Test**. See *Tests*, Table of.

**Chauvel's Operation**. See *Operations*, Table of.

**Chavibetol** (*chav-e-be'-tol*) [*chavica*, or piper; *betel*],  $C_{10}H_{12}O_{21}$ . A substance isomeric with eugenol; it occurs in oil of betel.

**Chavica** (*chav'-ik-ah*) [native South Sea Island name]. A genus of plants including the long pepper and betel-pepper.

**Chavicin** (*chav'-is-in*) [*chavica*, a genus of plants]. An organic basic principle analogous to piperin, found in pepper.

**Chavicol** (*chav'-ik-ol*) [*chavica*, a genus of plants],  $C_8H_8O_2H.C_2H_5$ . A substance occurring in the oil obtained from the leaves of *Chavica betel*. It is a colorless oil with a peculiar odor, and boils at 237°; its sp. gr. at 20° is 1.035.

**Chawstick** (*chav'-stik*). See *Chewstick*.

**Check** (*chek*) [ME., *chek*, a sudden stop]. Something restraining. **C.-experiment**. See *Control*. **C.-ligament**. See *Ligament*. **C.-observation**. See *Control*.

**Checker-berry** (*chek'-er-ber'-e*). A popular name for *Gaultheria procumbens*.

**Cheddar Cheese**. See *Cheese*.



**Cheek** (*chĕk*) [ME., *cheke*]. The side of the face; it is composed of fat, areolar tissue, muscles, etc.

**Cheese** (*chēz*) [ME., *chase*]. A food prepared from the casein of skimmed or unskimmed milk. In the following table the results of the researches of Payen on the composition of cheese are quoted in 100 parts for the following kinds: (1) Brie, (2) Camembert, (3) Roquefort, (4) Double cream, (5) Old Neufchâtel, (6) New Neufchâtel, (7) Cheshire, (8) Gruyère, (9) Ordinary Dutch, (10) Parmesan. The varieties under I, exhibit an alkaline reaction, and contain, with ammonia, cryptogamic plants, or, as it is termed, are moldy. The varieties under II, so-called boiled, strongly pressed, and salted cheese, exhibit an acid reaction, as also does freshly prepared casein.

	I.				
	1	2	3	4	5
Water, . . . . .	45.20	51.90	34.50	9.50	34.50
Nitrogenous matter,	18.50	18.90	26.50	18.40	13.00
Nitrogen, . . . . .	2.93	3.00	4.21	2.92	3.31
Fatty matters, . . .	25.70	21.00	30.10	59.90	41.90
Salts, . . . . .	5.60	4.70	5.00	6.50	3.60
Non-nitrogenous organic matter and loss, }	5.00	4.50	3.90	5.70	7.00
	II.				
	6	7	8	9	10
Water, . . . . .	36.60	35.90	40.00	36.10	27.60
Nitrogenous matter,	8.00	26.00	31.50	29.40	44.10
Nitrogen, . . . . .	1.27	4.13	5.00	4.80	7.00
Fatty matters, . . .	40.70	26.30	24.00	27.50	16.00
Salts, . . . . .	0.50	4.20	3.00	0.90	5.70
Non-nitrogenous organic matter and loss, }	14.20	7.60	1.50	6.10	6.60

The character of a few of the different varieties of cheese is as follows: Neufchâtel cheese is a Swiss cream cheese. Limburger cheese is a soft, fat cheese. Fromage de Brie is a soft French cheese, rapidly ripening and developing ammoniacal compounds. Camembert cheese is also a cream cheese. Roquefort cheese is a cheese made from the milk of the ewe. Gruyère cheese is a peculiarly flavored Swiss cheese. Cheddar cheese is a hard cheese made from whole milk. Single and double Gloucester are made, the first from a mixture of skimmed and entire milk, and the second from the entire milk. Parmesan cheese is a very dry cheese, with a large amount of casein and only a moderate percentage of fat. Eidam cheese is a Dutch cheese, also relatively dry, and

covered with red coloring. As to the bacillus of cheese see *Spirillum tyrogenum*, Denecke, under *Bacteria*, Table of.

**Cheese-rennet** (*chēz'-ren-et*). See *Ladies' Bed-straw*.

**Cheesy** (*chēz'-e*) [ME., *chese*]. Of the nature of cheese.

**C. Degeneration**, caseous degeneration, or caseation.

**C. Tubercle**, a mass of caseously degenerated tissue.

**Cheil-**, or **Cheilo-** (*kil-*, or *kil'-o-*). For words thus beginning see *Chil-*, or *Chilo-*.

**Cheiro-** (*kir'-o*). For words thus beginning see *Chiro-*.

**Chekan**, or **Cheken** (*chek'-en*) [Chilian]. 1. The leaves of *Eugenia cheken*, a South American shrub. Its properties are due to an alkaloid and a volatile oil. It is diuretic and expectorant and similar in action to eucalyptus. It is serviceable in chronic catarrh, laryngitis, etc. Dose of the fluid extract ʒ ss-ʒ. Unof. 2. The crude resin obtained from *Cannabis indica*.

**Chela** (*ke'-lah*) [χηλή, a claw]. In biology, the claw or pincers of a crustacean.

**Chelicera** (*ke-lis'-er-ah*) [χηλή, a claw; κέρασ, a horn]. In biology, a claw-like appendage of scorpions and spiders, containing a poison-gland in the latter.

**Chelidonic Acid** (*kel-id-on'-ik*). See *Acid*.

**Chelidinin** (*kel-id-o'-nin*) [χελιδόνιον, celandine],  $C_{19}H_{17}N_3O_3 + H_2O$ , or  $C_{19}H_{17}NO_4$ . A crystalline alkaloid of celandin (*Chelidonium majus*), of a bitter and acrid taste, and forming colorless salts with acids. It is not a very active substance. See *Sanguinarin*.

**Chelidonium** (*kel-id-o'-ne-un*) [χελιδόνιον, celandine]. Celandin. The leaves and stems of *C. majus*, with properties due to a number of alkaloids and acids. It is a drastic cathartic, and externally an irritant, and is of service in jaundice, whooping-cough, and catarrhal pneumonia. Dose of the plant gr. x-xxx; of the juice ʒv-xx. Unof.

**Chelidoxanthin** (*kel-id-oks-an'-thin*) [χελιδόνιον, celandine]. One of the bitter, crystalline constituents of celandin.

**Cheloid** (*ke'-loid*) [χηλή, a claw; εἶδος, form]. A raised or elevated fibroma of the skin; so called from its frequent claw-shape. See also *Keloid*.

**Cheloma** (*ke-lo'-mah*). Same as *Keloid*.

**Chelonin** (*kel'-on-in*). See *Balmomy*.

**Chelotomy** (*ke-lo'-o-me*). See *Kelotomy*.

**Chemotropism** (*kem-at'-ro-pizm*). See *Chemotropism*, and *Chemotaxis*.

**Chernic**, **Chemical** (*kem'-ik*, *kem'-ik-al*) [χημεία, chemistry]. Of or pertaining to chemistry. **C. Black**. See *Pigments*, *Conspectus of*. **C. Food**, compound syrup of the phosphates, a very complex preparation used in disorders attended with impaired nutrition. **C. Lung**. See *Neale's Lung*. **C. Pathology**, the chemistry of disease.

**Chemico-radical Theory**. A theory of the constitution of the carbon compounds. It is that the object of organic chemistry is the investigation and isolation of radicals as the more intimate components of the organic compounds.

**Chemiotaxis**, **Chimiotaxis** (*kem'-e-o-taks-is*, *kim'-e-o-taks-is*). See *Chemotaxis*.

**Chemise**, **Rectal** (*she-mēz'*). A form of surgical dressing made of muslin and applied after operations upon the rectum to control or prevent hemorrhage.

**Chemism** (*kem'-izm*) [χημεία, chemistry]. Chemic force.

**Chemistry** (*kem'-is-tre*) [χημεία, chemistry]. The science of the molecular and atomic structure of bodies.

**Chemocephalus** (*kem-o-sef'-al-us*) [χαμάλ, low; κεφαλή, head]. An individual possessed of a flat head.

**Chemosis** (*ke-mo'-sis*) [χήμωσις, a gaping]. Conjunctival and sub-conjunctival swelling.

**Chemotactic** (*kēm-o-tak'-tik*) [*χημεία*, chemistry; *τάξις*, battle-array]. Pertaining or relating to chemotaxis.

**Chemotaxis** (*kēm-o-taks'-is*), **Chemiotaxis** (*kēm-e-o-taks'-is*) [*χημεία*, chemistry; *τάσσειν*, to order, arrange]. The property of cellular attraction and repulsion. It is displayed by the proteid constituents of the protoplasm of various species of bacteria, as well as by proteids from a great variety of sources. The qualifications *positive* and *negative* are added according as the phenomenon is one of attraction or repulsion.

**Chemotic** (*ke-mot'-ik*) [*χημωσις*, a gaping]. Pertaining to or marked by chemosis.

**Chemotropism** (*kēm-ot'-ro-pizm*) [*χημεία*, chemistry; *τροπή*, a turning, a rout, a putting to flight]. In biology, the destruction of bacteria by phagocytes; the victory of the phagocytes over bacteria, or of bacteria over phagocytes. In biology, the attraction of leukocytes by certain chemic substances held in solution in the blood, either positive or negative. Cf. *Chemotaxis*.

**Chenopodium** (*kēm-o-pot'-de-uni*) [*χέν*, a goose; *πόδιον*, a little foot]. American Wormseed; the fruit of *C. ambrosioides*, or *anthelminticum*, a plant native to the United States with properties due to a volatile oil, which is the only preparation used. It is a mild cardiac stimulant, promoting the secretions of the skin and kidneys, and also a very efficient anthelmintic against the round-worm. Dose of the oil  $\mathfrak{m}$ v-xv.

**Choeplastic** (*ke-o-plas'-tik*) [*χέειν*, to pour; *πλαστικός*, plastic]. Made soft and yielding by heat. **C. Metal**, an alloy composed of tin, silver, and bismuth, with a small trace of antimony.

**Cherry** (*cher'-e*) [ME., *chery*]. The bark of the common cherry, *Prunus serotina*, a mild bitter and tonic, containing tannin. Dose of fld. ext.  $\mathfrak{z}$ ss-j. *Prunin*, a concentrated ext. Dose gr. j-iiij. **C.-Compound**, each Oj represents cherry-bark  $\mathfrak{z}$  viij, lettuce  $\mathfrak{z}$  iij, horehound  $\mathfrak{z}$  iijss, bloodroot  $\mathfrak{z}$  j, veratrum viride  $\mathfrak{z}$  ss. Dose  $\mathfrak{m}$ xv- $\mathfrak{z}$ j. All unof. See also *Choke-cherry* and *Prunus virginiana*. **C.-laurel**, the European evergreen cherry, *Prunus lauro-cerasus*. Water distilled from its leaves is used in the same way as dilute hydrocyanic acid. See *Acid, Hydrocyanic*.

**Cheselden's Operations.** See *Operations, Table of*.

**Chest.** See *Thorax*. **C., Barrel-**, a peculiar formation of the chest observed in cases of long-standing emphysema of the lungs; it is round like a barrel, and in respiration is lifted vertically instead of being expanded laterally. See *Emphysema*. **C.-founder.** See *Founder*. **C. Sweetbread.** See *Sweetbread*.

**Chestnut.** See *Castanea*. **C. Extract.** See *Horse-chestnut-bark*. **C.-wood**, a wood used in leather-manufactures, derived from the *Castanea vesca*, and containing from eight to ten per cent. of a tannin that closely resembles gallotannic acid. The extract, containing from 14 to 20 per cent. of tannin, is used largely to modify the color produced by hemlock extract and for tanning and dyeing.

**Chevreur's Test.** See *Tests, Table of*.


**Chevron-bone** (*shev'-ron-bon*) [ML., *capro*, a rafter; *boon*, bone]. One of two bones forming a V-shaped arch beneath the caudal portion of the back-bone of many animals.

**Chewstick** [ME., *chewen*, to chew; *stiken*, to pierce]. The bark of *Goniaia domingensis*, a popular aromatic bitter in the West Indies. It is also used as a dentifrice and masticatory. Dose of the fld. ext.  $\mathfrak{z}$ j-ij. Unof.

**Cheyne's Operation.** See *Operations, Table of*.

**Cheyne-Stokes Breathing or Respiration.** See *Signs and Symptoms, Table of*. **C. Nystagmus**, a

variety of nystagmus in which the oscillations of the

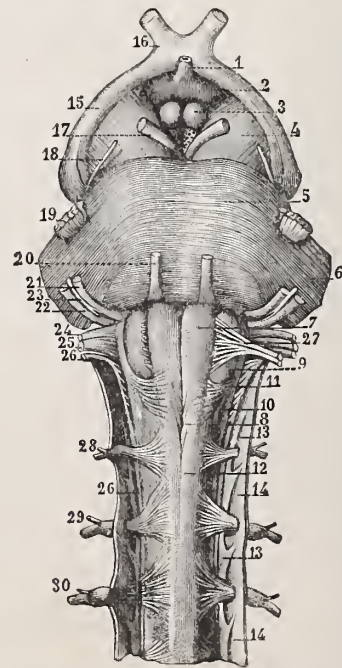


TRACING OF CHEYNE-STOKES BREATHING.

eyeball have a rhythmic variation similar to the rhythm of Cheyne-Stokes respiration.

**Chian** (*ki'-an*) [*χίος*, Chios]. Pertaining to Chios, an island in the Aegean Sea. **C. Turpentine.** See *Terebinthina*.

**Chiasm, Chiasma** (*ki'-azm, ki-az'-mah*) [*χιάζω*, to make a cross, as an X]. The optic commissure.



OPTIC CHIASM AND ADJACENT PARTS.

1. Infundibulum. 2. Tuber cinereum. 3. Corpora albicantia, or mammillaria. 4. Crus cerebri. 5. Pons varolii. 6. Middle cerebellar peduncle. 7. Anterior pyramid. 8. Decussation. 9. Olivary body. 10. Gray tubercle of Rolando. 11. Arciform fibers. 12. Superior extremity of spinal cord. 13. Denticulate ligament. 14. Spinal dura mater. 15. Optic tract. 16. Optic chiasm. 17. 3d nerve. 18. 4th nerve. 19. 5th nerve. 20. 6th nerve. 21. Facial nerve. 22. Auditory nerve. 23. Nerve of Wrisberg. 24. Glosso-pharyngeal nerve. 25. Pneumogastric nerve. 26, 26. Spinal accessory nerve. 27. Hypoglossal. 28 1st cervical pair. 29. 2d cervical pair. 30. 3d cervical pair.

**Chiasmometer** (*ki-as-toni'-et-er*) [*χιαστός*, crossed; *μέτρον*, a measure]. An instrument for measuring any deviation of the optic axes from parallelism.

**Chibou** (*see-boo'*) [Fr.]. The resin or gum of *Bursera gummiifera*, a tree of Florida and tropical America; it is locally valued in diseases of the lung and kidneys, and is used in various plasters and ointments; it is called also *cachibou* and *archipin*. Unof.

**Chibret's Operation.** See *Operations, Table of*.



**Chica Red** (*che'-kah*) [S. Amer.]. See *Pigments, Conspectus of*.

**Chick Pea** (*chik' pe*) [ME., *chich-pea*]. The plant *Cicer arietinum*; also the pulse derived from it; much used as an article of food in various countries. *Lathyrism* (apparently chronic oxalic-acid poisoning), *q. v.*, sometimes results from the too free use of the chick-pea as a food.

**Chickahominy Fever** (*chik-a-hom'-in-e fe'-ver*). See *Fever*.

**Chicken** (*chik'-en*) [ME., *chiken*, a chicken]. A domestic fowl. **C. Breast**, an abnormally prominent condition of the sternum and of the sternal region; pigeon-breast; it is seen in rachitic persons, etc. **C. Cholera**, See *Cholera*. **C.-fat Clot**. A clot of blood consisting largely of fibrin, yellowish in color, and containing but few red-cells. **C.-pox**. See *Varicella*.

**Chicle** (*chik'-l*) [S. Amer.]. A gum obtained from the *Achras sapota*, a tree of tropical America, and used as a masticatory.

**Chico Red** (*che'-ko*) [S. Amer.]. Same as *Chica Red*.

**Chicory** (*chik'-or-e*) [*κίχουρα*, chicory]. *Cichorium intybus*, a composite plant of Europe and Asia, naturalized and growing in the United States. Its ground-root is used to adulterate coffee.

**Chicot** (*che'-ko*) [Fr.]. Kentucky Coffee Bean. The seeds of *Gymnocladus canadensis*. Chicot contains a volatile oil and a glucoside, and is probably a cerebro-spinal stimulant. It is sometimes used as a substitute for coffee. Unof.

**Chiene's (John) Method**. A method of locating the fissure of Rolando. A square piece of paper is folded once, so as to form a triangle. Either of the two equal angles is then 45°. One free edge is then folded back so that this angle is bisected, thus forming an angle of 22.5°. The paper is then unfolded at the first crease, so as to secure an angle of 67.5, the apex of which is placed ½ inch behind the mid-point between the glabella and theinion, so that the straight side of the paper corresponds to the middle of the anterior aspect of the head; the other margin of the paper, the fold, corresponds to the fissure of Rolando, the length of which is about 3¾ inches. **C.'s Operation**. See *Operations, Table of*.

**Chignon Fungus** (*shēn-yōn'*) [Fr.]. A fungoid disease of the hair in which oval or roundish masses surround the hair-shaft at irregular intervals. It is also misnamed *Chignon gregarine*.

**Chigoe** (*chig'-o*) [Fr., *Chique*]. Sand-flea; *Sarcophylla penetrans*, a small parasite of the skin, affecting usually that portion between the toes and fingers; also the red harvest mite, *Leptus irritans*. It is also written *chigo*, *chegoe*, *chigga*, *chiggre*, *chigger*, *jigger*. See *Parasites (Animal)*, *Table of*.

**Chilblain** (*chil'-blān*) [AS., *cele*, cold; *blegan*, to boil]. Pernio; Erythema pernio. An erythematous local inflammation and swelling of the skin, due to cold. It is most common in the young of lymphatic constitution. The symptoms are an eruption of circular, raised erythematous spots, attended with severe itching or burning; later, bullae may form, and these may lead to ulceration.

**Child** (*child*) [ME., *child*; *pl.*, *Children*]. A young person. **C.-bed**, the popular term for the condition of a woman during and after labor. **C.-bed Fever**. See *Puerperal Fever*. **C.-birth**, parturition. **C.-crowing**, the crowing sound of the respiration that characterizes *Laryngismus stridulus*, *q. v.* **C.-hood**, the age of childishness; the period before puberty. **C.-murder**. See *Infanticide*. **Children's Diseases**. See *Pediatrics*.

**Chile** (*chil'-e*). See *Capsicum*.

**Chili Saltpeter**. See *Sodium*.

**Chilitis** (*kil-i'-tis*) [*χελίτις*, lip]. Inflammation of a lip.

**Chill** (*chil*) [ME., *chil*]. A sensation of cold accompanied by shivering, usually appearing shortly after exposure to cold or wet. It is frequently the initial symptom of grave acute disorders, as pneumonia, etc. It is a prominent symptom of various forms of malarial fever. See *Rigor*.

**Chilli** (*chil'-e*). See *Capsicum* and *African Pepper*.

**Chills and Fever**. A popular term for intermittent fever.

**Chilo-angioscope** (*ki-lo-an'-je-o-skōp*) [*χελίλος*, lip; *ἀγγείον*, vessel; *σκοπεῖν*, to look]. An apparatus for observing the circulation of the blood in the human lip.

**Chilolace** (*kil-ok'-as-e*) [*χελίλος*, lip; *κακός*, evil]. A firm, reddish swelling of the lip in scrofulous children.

**Chiloglossa** (*ki'-lo-glos-ah*) [*χελίλος*, lip; *γλῶσσα*, tongue]. In biology, the anterior lip, or the membranous protuberance that lies in front of the mandibles and is continued under these in certain arthropods.

**Chilogramma** (*ki-lo-gram'-mah*) [*χελίλος*, lip; *γράμμα*, a mark; *pl.*, *Chilogrammata*]. Jadelot's labial line. See *Lines, Jadelot's*.

**Chiloma** (*ki-lo'-mah*) [*χελίωμα*, a lip]. In biology, a projecting thickened upper lip—as in the camel.

**Chiloplasty** (*ki'-lo-plas-te*) [*χελίλος*, lip; *πλάσσειν*, to form]. Any plastic operation upon the lip.

**Chilorrhagia** (*ki-lor-a'-je-ah*) [*χελίλος*, lip; *ῥήγνυναι*, to burst forth]. Hemorrhage from the lips.

**Chiloschisis** (*ki-lost'-kis-is*) [*χελίλος*, lip; *σχίσις*, a split]. Hare-lip.

**Chimaphila** (*ki-maf'-il-ah*) [*χεῖμα*, winter; *φίλος*, loving]. Pipsissewa, Prince's Pine; the leaves of *C. umbellata*, an evergreen found in the U. S., an astringent tonic and excellent diuretic. The bruised leaves are used as a rubefacient. It is valuable in dropsy, several forms of kidney disease, and for affections of the urinary passages. **C.**, **Fld. Ext.** Dose ʒ ss–ij. **C.**, **Decoctum**. 1 to 17. Dose ʒ j–ij. Unof.

**Chimaphilin** (*ki-maf'-il-in*) [*χεῖμα*, winter; *φίλος*, loving]. A precipitate from the tincture of *Chimaphila umbellata*, used in cancers; it is a diuretic, discutient, and alterative. Dose two to three grains. Unof.

**Chimiotaxis** (*kim-e-o-taks'-is*). See *Chemotaxis*.

**Chimiotetic** (*kim-e-o-tet'-ik*). See *Chemotactic*.

**Chimney-sweep's Cancer**. Cancer of the scrotum. formerly not uncommon among chimney-sweepers.

**Chin** [ME., *chin*]. The mentum; the lower part of the face, at or near the symphysis of the lower jaw. **C.**, **Double**. See *Buccula*. **C.-cough**, whooping-cough. **C.-jerk**. See *Jaw-jerk*, and *Reflexes, Table of*. **C. Reflex**. See *Reflexes, Table of*.

**China** (*kin'-ah*, or *ke'-nah*) [Sp.]. Same as *Cinchona*.

**China** (*chī'-nah*) [Pers., *Chīn*, China]. A country of Asia. **C.-blue**. See *Pigments, Conspectus of*. **C.-clay**. See *Pigments, Conspectus of*. **C.-grass**, Ramie; a soft, silky vegetable substance used as a surgical dressing; the fiber of *Bahmeria nivea*. **C.-root**, the rhizome of *Smilax china*, a plant of Eastern Asia; it is used as a substitute for true sarsaparilla. Unof. **C.-root, False**, the plant *Smilax pseudo-china* of N. America. Unof. **C.-white**. Same as *White Lead*.

**Chinese** (*chi-nēs'*, or *-nēz*) [Pers., *Chīn*, China]. Pertaining or belonging to China. **C. Catarrh**. Synonym of *Influenza*. **C. Foot**, a deformed and undeveloped foot due to atrophy from compression. It is a popular fashion among Chinese ladies. **C. Green**. See *Pigments, Conspectus of*. **C. Red**. Same as *Vermillion*. **C. Twist**, a name given to a variety of silk-thread used in surgery. **C. Wax**, Insect Wax; a

- substance deposited by an insect, *Coccus cerifera*, upon the Chinese ash-tree. It is a white, very crystalline, and brittle wax, resembling spermaceti in appearance, with a specific gravity of .973 at 15° C.; it fuses at 82° to 83° C. It is slightly soluble in alcohol and ether, very soluble in benzene. It is used in candle-making. **C. White.** Same as *Zinc-white*. **C. Yellow.** Same as *King's Yellow* and *Ocher*.
- Chinoidin**, or **Chinoidinum** (*kin-oi'-din*, or *kin-oi-din'-um*) [Sp., *China*]. Quinoidin. A mixture of amorphous alkaloids obtained in the manufacture of quinin. It has the therapeutic properties of quinin.
- Chinolin** (*kin'-o-lin*). See *Chinolina* and *Quinolin*.
- Chinolina** (*kin-o-lin'-nah*) [*china*, quinin],  $C_9H_7N$ . Chinolin, Leukolin. An alkaloidal derivative of quinin and cinchonin, occurring also in coal-tar. It is now generally prepared by heating anilin or nitro-benzol with glycerin and a dehydrating agent. It is a valuable antiseptic and antipyretic, and is useful in pneumonia and typhus and other fevers. It is commonly used in the form of the tartrate because of the deliquescence of the other salts. Dose  $\mathfrak{mij}$  to  $x$ ; of the tartrate gr. v–xv.
- Chinovin** (*kin'-o-vin*) [*china*, quinin],  $C_{30}H_{38}O_8$ . A glucosid obtained from *Cinchona*.
- Chinwheik.** Synonym of *Tinea scissilis*.
- Chiococca** (*ki-o-kok'-ah*) [*χίων*, snow; *κόκκος*, a berry]. A genus of rubiaceous plants. See *Cahinea*.
- Chionanthin** (*ki-o-nan'-thin*) [*χίων*, snow; *άνθος*, a flower]. A precipitate from the tincture of the root-bark of *Chionanthus virginiana*; it is an aperient, diuretic, tonic, and narcotic. Dose 1 to 3 grains. Unof.
- Chionanthus** (*ki-o-nan'-thus*) [*χίων*, snow; *άνθος*, a flower]. A genus of oleaceous trees and shrubs. **C. virginiana**, fringe-tree or poison-ash. The root is used as a vulnerary. See also *Fringe-tree*. Unof.
- Chionyphe** (*ki-on'-if-e*) [*χίων*, snow; *ύψη*, a texture]. A genus of fungi. **C. carteri**, a parasitic fungus, apparently the cause of the disease known as *Fungus Foot*, or *Madura Foot*, q. v.
- Chip Blower** (*chip blo'-er*). A warm-air blow-pipe.
- Chiragra** (*ki-ra'-grah*) [*χείρ*, the hand; *ἀγρα*, a seizure]. Gout in the hand.
- Chirarthrit** (*ki-rar-thri'-tis*) [*χείρ*, hand; *άρθρον*, a joint; *τις*, inflammation]. Rheumatism or arthritis of the hand.
- Chirata** (*ke-ra'-tah*, or *che-ra'-tah*) [Hind., *chirāetā* a species of gentian]. Chiretta. The entire plant, *Swertia chirata*. It resembles gentian in its therapeutic properties, and is an excellent tonic. It does not contain any tannin. Dose of the powdered plant gr. xv–xxx. **C.**, **Fld. Ext.**, in glycerin and alcohol. Dose  $\mathfrak{m}_{xv-xxx}$ . **C.**, **Infusum** (B. P.). Dose a wineglassful. **C.**, **Tinct.**, ten per cent. in strength. Dose  $\mathfrak{z}$  ss–ij.
- Chiratin** (*kir-at'-in*) [Hind., *chirāetā*, a species of gentian],  $C_{26}H_{48}O_{15}$ . A light-yellow, crystalline, bitter glucosid, obtained from *Chirata*.
- Chiretta** (*kir-et'-ah*). See *Chirata*.
- Chirettin** (*kir-et'-in*) [Hind., *chirāetā*, a species of gentian]. A precipitate obtained from the tincture of *chirata*.
- Chirismus** (*ki-ris'-mus*) [*χειρισμός*, a handling]. 1. Manipulation; a kind of massage. 2. Spasm of the hand.
- Chiromancy** (*ki'-ro-man-se*). See *Palmistry*.
- Chiroprimeter** (*ki-ro-pel-vim'-et-er*) [*χείρ*, the hand; *pelvis*, the pelvis; *μέτρον*, a measure]. An instrument for use in the manual measurement of the pelvis.
- Chiroprdist** (*ki-rop'-o-dist*) [*χείρ*, hand; *ποῦς*, ποδός, foot]. A surgeon or person who professionally treats diseases of the hands and feet, especially corns, bunions, etc.
- Chiro-Pompholyx** (*ki-ro-pom'-fo-likes*) [*χείρ*, hand; *πόμφολυξ*, blister]. Dysidrosis; pompholyx; an ill-defined, inflammatory skin-disease confined to the hands and feet, and characterized by the development of peculiar vesicles or blebs, arranged in groups. They are deeply seated and distributed chiefly on the soles and palms and sides of the fingers. Itching, burning, pain, and stiffness are present. The disease is common in neurotic women in the prime of life; it is almost invariably recurrent, and is rare in winter.
- Chirurgeon** (*ki-rer'-jon*) [*χειρουργός*, a surgeon]. A surgeon.
- Chirurgia** (*ki-rer'-je-ah*) [*χείρ*, hand; *εργον*, work]. Surgery.
- Chirurgical** (*ki-rer'-jik-al*) [*χειρουργία*, surgery]. Pertaining to surgery.
- Chirurgien Dentiste** (*ki-rer'-je-en den-tist'*) [Fr.]. Surgeon-dentist.
- Chisel Cramp** (*chiz'-el-kramf*). See *Cramp*.
- Chitin** (*ki'-tin*) [*χιτών*, a tunic],  $C_{13}H_{26}N_2O_{10}$ . The substance composing the chief part of the exoskeleton of many invertebrates, as crabs, lobsters, etc.: It is the animal analogue of the cellulose of plants. When heated with concentrated HCl it is decomposed into glycosamin and acetic acid. *Glycosamin* ( $C_6H_{13}NO_3$ ), crystallizes from alcohol in fine needles, is dextro-rotatory, and reduces Fehling's fluid to the same extent as does dextrose, but is not fermentable. **C. Substance**, a gelatinous substance found in hydatid cysts.
- Chittim Bark** (*chit'-im bark*). See *Cascara Sagrada*.
- Chlamydate** (*klam'-id-āt*) [*χλαμύς*, a mantle]. In biology, provided with a pallium or mantle.
- Chlamydeous** (*klam-id'-e-us*) [*χλαμύς*, a mantle]. In biology, pertaining to the floral envelopes.
- Chlamydospore** (*klam-id-o-spor*) [*χλαμύς*, mantle; *σπορά*, seed]. In biology, applied to a spore having its own protective envelop.
- Chloasma** (*klo-az'-mah*) [*χλωάζειν*, to be pale-green]. Melanoderma; melasma; a condition characterized by dyschromia of the skin of various sizes and shapes, and of a yellow, brown, and black color. They occur chiefly upon the face, and are idiopathic or symptomatic in character. An old name for *Tinea versicolor*. **C. hepaticum**, Liver-spots; a form following dyspepsia and popularly associated with hepatic disturbance. **C. phthisicorum**, the brown patches upon the skin of the forehead or upper portions of the cheeks in tuberculous patients. **C. uterinum**, chiefly located on the forehead, temples, cheeks, nipples, and median line of abdomen. They are marked during pregnancy, and often during menstruation.
- Chloracetic Acid** (*klo-ras-e'-tik*). See *Acid*.
- Chloral** (*klo'-ral*) [*chlorin*; *aldehyd*],  $C_2Cl_3HO$ . A pungent, colorless, mobile liquid. The name is often misapplied to chloral hydrate. **C. Butylicum**, **Butyl-Chloral Hydrate** (B. P.), croton-chloral,  $C_4H_9Cl_3O$ ,  $H_2O$ , a solid occurring in crystalline scales, resembling chloral hydrate, but made with butyl,  $C_4H_9$ , as a base, instead of ethyl,  $C_2H_5$ . Its properties are parallel to those of chloral, but are much feebler. Dose gr. v–xx in syrup. **Syrupus Butyl-Chloral**, 16 grains to the ounce. Dose  $\mathfrak{z}$  j–iv. Unof. **C. Hydrate**, a colorless, crystalline solid having the composition  $C_2HCl_3(HO)_2$ , the hydrate of chloral. It is a powerful hypnotic, antispasmodic, and depressant to the cerebral, medullary, and spinal centers, and to a limited extent, is an anesthetic. It is serviceable in fevers, accompanied by cerebral excitement, in chorea, convulsions, and all affections requiring a cerebral depressant, and is excellent in delirium tremens, but should be used with



great caution. Dose gr. v-xx; smaller if combined with potassium or sodium bromid. **C., Syrupus** (B.P.). Dose ʒss-ij. **C.-urethane.** See *Uralium*.

**Chloralimid** (*klo'-ral-am'-id*) [*chloral*; *amid*],  $\text{CCl}_3\text{CH}(\text{OH})\text{NHCHO}$ . A name inaptly applied to chloral formamide. In doses of 30 to 45 grains it is a hypnotic.

**Chloralid** (*klo'-ral-id*) [*chloral*],  $\text{C}_5\text{H}_7\text{Cl}_6\text{O}_3$ . A substance obtained when trichlorolactic acid is heated to  $150^\circ$ , with an excess of chloral; it crystallizes from alcohol and ether in large prisms, is insoluble in water, and melts at from  $114^\circ$  to  $115^\circ$ ; it boils at from  $272^\circ$  to  $273^\circ$ .

**Chloralimid** (*klo'-ral'-im-id*) [*chloral*; *imid*],  $\text{CCl}_3\text{-CH.NH}$ . A hypnotic allied to chloral, soluble in alcohol. Dose same as that of chloral hydrate. Unof.

**Chloralism** (*klo'-ral-izm*) [*chloral*]. 1. Chloralpoisoning; the morbid state caused by the injudicious use of chloral. 2. The habit of using chloral.

**Chloralize** (*klo'-ral-iz*) [*chloral*]. To put under the influence of chloral.

**Chloralose** (*klo'-ral-ös*) [*chloral*; *glucose*]. Anhydroglycocholoral; a product of the action of anhydrous chloral upon glucose.

**Chloramyl** (*klo'-ram-il*). See *Anesthetic*.

**Chloroanemia** (*klo'-ran-e'-me-ah*). Synonym of *Chlorosis*.

**Chloranil** (*klo'-ran-il*) [*chlorin*],  $\text{C}_6\text{Cl}_4\text{O}_2$ . A compound obtained from many benzene compounds (anilin, phenol, isatin) by the action of chlorin or potassium chlorate and HCl. It consists of bright, golden leaflets, insoluble in water, but soluble in hot alcohol and ether.

**Chlor-anodyne** (*klor-an'-o-din*) [*chlorin*; *äv* priv.; *öðvny*, pain]. A proprietary remedy introduced as an improvement on chlorodyne. It contains morphin hydrochlorate, tinct. cannab. Ind., chloroform, dilute hydrocyanic acid, and aromatics. Dose for an adult ʒxv. Unof.

**Chloranthus** (*klo'-ran'-thus*) [*χλωρός*, yellowish-green; *ävthos*, a flower]. A genus of chloranthaceous plants of hot climates. **C. officinalis**, of Java, is a valuable febrifuge and anti-spasmodic. Unof.

**Chlorate** (*klo'-rät*) [*chlorin*]. Any salt of chloric acid. See *Potassii chloras*; *Sodii chloras*, etc.

**Chloremia** (*klo'-re'-me-ah*) [*χλωρός*, green; *aiμα*, blood]. A blood-disorder, either idiopathic or associated with other ailments, consisting in a diminution of the percentage of the hemoglobin and a decrease in the number of red blood-corpuscles.

**Chlorethyl** (*klo'-reth'-il*). See *Ethyl chlorid*.

**Chloric** (*klo'-rik*) [*chlorin*]. Pertaining to or containing chlorin. **C. Acid.** See *Acid*. **C. Ether.** 1. See *Ethyl chlorid*. 2. See *Spiritus Chloroformi*.

**Chlorid** (*klo'-rid*) [*chlorin*]. In chemistry, a binary compound, one of the elements of which is chlorin. **C. of Iron Test.** See *Tests, Table of*. **C. of Methyl.** See *Anesthetic*. **Chlorids, Test for.** See *Tests, Table of*.

**Chlorin, or Chlorine** (*klo'-rin*) [*χλωρός*, green]. Cl = 35.5; quantivalence 1. A non-metallic element. At ordinary temperatures it is a greenish-yellow gas, prepared by decomposing sodium chlorid, NaCl. It is highly irritative to the skin and mucous membranes, producing spasmodic closure of the glottis. It is the most valuable of disinfectants. **Chlori, Aqua, C., Liqueur** (B.P.), chlorin water, contains 4 per cent. of the gas in solution. It is a good antiseptic wash. Dose, internally, ʒx-xxx. **Calx Chlorinata**, "chlorid of lime," a hypochlorite of calcium containing free chlorin; a valuable disinfectant. Dose, internally, gr. iij-vj. **Calx Chlorat, Liq.** (P.B.), con-

tains 1 pound of the salt per gallon of water. **Sodium Chlorat., Liq., Labarraque's Solution**, sodium carbonate 10, calx chlorinata 8, water ad 100. Dose ʒx-ʒj in 20 parts of water. **Chlorin Vapor** (B. P.), used for inhalation. **C.-Hunger**, the condition of the body when chlorin (usually in the form of common salt) is lacking. Among the immediate results of this deficiency are indigestion and albuminuria.

**Chloroanemia** (*klo'-ro-an-e'-me-ah*). Synonym of *Chlorosis*.

**Chlorobrom** (*klo'-ro-bröm*) [*chlorin*; *bromin*]. A solution each ounce of which contains 30 grains of chloralimid and potassium bromid. It is a hypnotic.

**Chlorocruorin** (*klo'-ro-kru'-or-in*) [*χλωρός*, green; *cruor*, blood]. A green respiratory pigment from the greenish blood of the Sabella.

**Chlorodyne** (*klo'-ro-din*) [*χλωρός*, green; *öðvny*, pain]. A proprietary remedy supposed to contain chloroform, ether, morphin, cannabis Indica, hydrocyanic acid, and capsicum. The various imitations differ widely. It is a good anodyne and narcotic. Dose ʒx-xxx, with care. Unof.

**Chloroform** (*klo'-ro-form*) [*chloroformum*, chloroform; *gen.*, *Chloroformi*]. Methyl Terchlorid,  $\text{CHCl}_3$ . A heavy, colorless, volatile liquid obtained by the action of chlorinated lime on methyl alcohol. (The commercial article, *C. venale*, contains 2 per cent. of impurities and is unfit for administration.) Administered internally, chloroform produces narcosis and violent gastroenteritis. Chloroform has an agreeable odor and a sweetish taste. It solidifies in the cold, melts at  $71^\circ\text{C}$ ., boils at  $61^\circ\text{C}$ ., and its specific gravity is 1.526. It is excellent in true cholera and in similar diseases of the stomach and bowels. Externally, it is much employed as an ingredient of rubefacient and anodyne liniments. Mixed with a large per cent. of air and inhaled, the vapor is one of the most valuable of general anesthetics, but occasionally (1:3000) causing death by cardiac paralysis. See *Anesthetic*. Deep injections in the vicinity of the sciatic nerve are recommended in sciatica. **C., Alcoliolized**, a mixture of chloroform and alcohol. **C., Ammoniated**, equal parts of ammonia in alcohol and chloroform; antipyretic and anodyne. Unof. **C., Aqua.** Dose ʒss-ij. **C., Liniment**, contains chloroform 30, soap-liniment 70. **C., Liniment, Comp.**, contains chloroform ʒj, oil of turpentine ʒj, tincture of opium ʒiv, tincture of acornite ʒij. Unof. **C., Emulum**, chloroform 4, expressed oil of almond 6, tragacanth 1.5, water q. s. Dose ʒj-ʒij. **C., Spt.**, pure chloroform 6, alcohol 94 parts. Dose ʒx-ʒj. **Tinct. chloroformi et morphinæ** (B. P.), a substitute for chlorodyne. Each dose of ten minims contains chloroform ʒi¼, ether ʒv½, alcohol ʒi¼, morphin hydrochlorate gr. ¼, dilute hydrocyanic acid ʒ½, oil of peppermint ʒ½, fluid extract of licorice ʒi¼, treacle and syrup q. s. **Tinct. C. Comp.** (B.P.), chloroform 2, alcohol 8, comp. tinct. of cardamon 10. Dose ʒxx-ʒj.

**Chloroformism** (*klo'-ro-for-mizm*) [*chloroformum*, chloroform]. 1. The use of chloroform to excess for its narcotic effect. 2. The symptoms produced by this use of the drug.

**Chlorolymphoma** (*klo'-ro-limf-o'-mah*) [*χλωρός*, green; *lymphā*, water; *öma*, a tumor]. Another name for chloroma; it is thought by some to be a variety of lymphoma, from its containing lymphocytes.

**Chloroma** (*klo'-ro-mah*) [*χλωρός*, yellowish-green; *öma*, a tumor; *pl.*, *Chloromata*]. "Green cancer"; a rare variety of sarcoma, of a greenish tint, usually seated upon the periosteum of the bones of the head, or upon the dura.

**Chloronitrobenzene** (*klo-ro-ni-tro-ben'-zēn*) [*χλωρός*, green; *nitrum*, niter; *benzoin*]. One of the ingredients of *Robusite*, *q. v.*

**Chlorophane** (*klo'-ro-fān*) [*χλωρός*, green; *φαίνεσθαι*, to appear]. A yellowish-green chromophane. See *Chromophanes*.

**Chlorophyll** (*klo'-ro-fil*) [*χλωρός*, green; *φύλλον*, leaf]. A coloring-matter occurring in the chlorophyll-granules in all the green parts of plants. Wax and other substances are associated with it. Its constitution is not yet known. It is the substance by whose agency carbohydrates are formed in green plants.

**Chlorophyllan** (*klo-ro-fil'-an*) [*χλωρός*, green; *φύλλον*, leaf]. A substance obtained from fresh grass by extracting the latter with boiling absolute alcohol. It appears as crystals that melt at 110° C. to a black liquid, which on further heating burns with a luminous flame. It is easily soluble in ether, benzol, and chloroform.

**Chloroplastid** (*klo-ro-plas'-tid*) [*χλωρός*, green; *πλάστος*, to form or mold]. In biology, a chlorophyll-granule. Applied by Lankester to chlorophyll-bearing cells as seen in *Hydra viridis*. Probably these are secretory cells or digestive glands comparable to the liver-cells of *Amphioxus*.

**Chlorosarcoma** (*klo-ro-sar-koi'-mah*). See *Chloroma*.

**Chlorosis** (*klo-ro'-sis*) [*χλωρός*, green]. The "green sickness," a disease of young women, associated with anemia and menstrual abnormality, usually suppression. It is the most common form of idiopathic anemia. It is favored by a sedentary life and poor hygiene. The blood shows a marked deficiency in hemoglobin, with some decrease in the number of red corpuscles, together with an increase in its watery elements. The patients do not seem to suffer from any interference with the general nutrition; in fact, there is often a tendency to the accumulation of fat in the tissues. There is present well-marked neurasthenia, with, at times, hysterical manifestations. There can always be heard a systolic bruit at the base of the heart and in the neck, anemic in nature. The bowels are constipated, and there may be some fever. **C. pituitosis**. Synonym of *Enteritis, Pseudo-membranous*. **C. rubra**, cases of chlorosis of moderate grade, with a reddish tint of the cheeks, especially on exertion.

**Chlorotic** (*klo rot'-ik*) [*χλωρότης*, paleness]. Relating to chlorosis. A person affected by chlorosis.

**Chlorozone** (*klo-ro'-zōn*) [*χλωρός*, green; *ὄζειν*, to smell]. A yellow liquid assumed to be a mixture of chlorin and ozone; it is formed by passing nascent chlorin through caustic soda; its composition is not known. It is a strong bleaching-agent and disinfectant.

**Chlorphenol** (*klor-fe'-nol*) [*χλωρός*, green; *φώνιξ*, purple-red],  $C_6H_4Cl.OH$ . Mono-chlor-phenol, a substance possessed of marked antiseptic and antituberculous properties. It is strongly recommended for inhalation in diseases of the respiratory passages.

**Chlorum** (*klo'-rum*) [*χλωρός*, green; *gen., Chlori*]. The official pharmaceutical name of chlorin. See *Chlorin*.

**Choana** (*koi'-an-ah*) [*χοάνη*, a funnel; *πλ., Choanæ*]. A funnel-like opening. A name applied to the posterior nasal orifices.

**Choanocyte** (*koi'-an-o-sit*) [*χοάνη*, a funnel; *κύτος*, a cell]. In biology, a collar-cell.

**Choanosome** (*koi'-an-o-sōm*) [*χοάνη*, a funnel; *σῶμα*, body]. In biology, that portion of the cavity of a sponge that is lined with collar-cells.

**Chocolate** (*chok'-o-lāt*) [Mex., *choco*, cacao; *latl*, water]. 1. A dried paste prepared from the powder of cacao-seeds (see *Cacao*) with various mucilaginous and amylaceous ingredients. 2. A beverage prepared from the foregoing. 3. A sugared comfit, variously

compounded and flavored, containing some proportion of the foregoing paste; sometimes medicated, as with cinchona, scammony, or magnesia. **C., African**. See *Iba*.

**Choke** (*chōk*) [ME., *choken*, to choke]. To suffocate; to prevent the access of air to the lungs by compressing or obstructing the trachea. **C.-cherry**, the fruit of *Prunus (Cerasus) virginiana*, not the *P. virginiana* of the pharmacopeia; common in the U. S. It is antispasmodic, tonic, and slightly astringent. *Cerasin* is a concentrated extract. Dose gr. ij-vij. Unof. **C.-damp**, a name given by miners to carbonic acid gas. Called also *Black-damp*.

**Choked Disc** (*chōkd disk*). See *Papillitis*.

**Choking** (*chōk'-ing*) [ME., *choken*, to choke]. Partial or complete suffocation, whether by the lodgment of food, or any foreign body in the larynx, trachea, pharynx, or esophagus, or by the inhalation of any irrespirable gas or vapor. **C. Distemper**, a name applied in Eastern Pennsylvania to cerebro-spinal meningitis in the horse.

**Cholagogic** (*kol-ag-og'-ik*) [*χολή*, bile; *ἀγωγός*, carrying off]. 1. Stimulating the flow of bile. 2. A cholagogue.

**Cholagogue** (*kol'-ag-og*) [*χολή*, bile; *ἀγωγός*, leading]. Any medicine that promotes the flow of bile; an agent that is supposed to stimulate the secretion or excretion of bile.

**Cholalic Acid** (*ko-lal'-ik*). See *Choloidinic Acid*.

**Cholangitis** (*ko-lan-jit'-tis*) [*χολή*, bile; *ἀγγεῖον*, a vessel]. Inflammation of a bile-duct. It is attended with ague-like paroxysms, chills, fever, and sweating, and jaundice of varying intensity.

**Cholate** (*koi'-āt*) [*χολή*, bile]. Any salt of cholic acid.

**Choleate** (*koi'-e-āt*) [*χολή*, bile]. Any salt of choleic acid.

**Cholecyanin** (*koi'-e-si'-an-in*). See *Bilicyanin*.

**Cholecyst** (*koi'-e-sis*) [*χολή*, bile; *κύστις*, a bladder]. The gall-bladder.

**Cholecystectasia** (*koi'-e-sis-tek-ta'-se-ah*) [*χολή*, bile; *κύστις*, a cyst; *ἐκτασις*, a distention]. Distention or dilatation of the gall-bladder.

**Cholecystectomy** (*koi'-e-sis-tek'-to-me*) [*χολή*, bile; *κύστις*, bladder; *ἐκτομή*, a cutting off]. Excision of the gall-bladder.

**Cholecystendysis** (*koi'-e-sis-ten'-dis-is*) [*χολή*, bile; *κύστις*, a bladder; *ἐνδυσσις*, an entering]. Cholecystotomy, *q. v.*

**Cholecystenterostomy** (*koi'-e-sis-ten-ter-os'-to-me*) [*χολή*, bile; *κύστις*, a bladder; *έντερον*, intestine; *στόμα*, a mouth]. Incision of the gall-bladder and intestine, with suture of the intestinal wound to that of the gall-bladder, so as to relieve the effects of obstruction of the gall-duct by opening a new passage into the intestine.

**Cholecystic** (*koi'-e-sis'-tik*) [*χολή*, bile; *κύστις*, a bladder]. Relating to the gall-bladder.

**Cholecystitis** (*koi'-e-sis-ti'-tis*) [*χολή*, bile; *κύστις*, bladder; *τις*, inflammation]. Inflammation of the gall-bladder.

**Cholecystocolostomy** (*koi'-e-sis-to-ko-los'-to-me*) [*χολή*, bile; *κύστις*, a bladder; *κόλον*, the colon; *τομή*, a cutting]. The surgical establishment of a passage between the gall-bladder and the colon.

**Cholecystolithripsy** (*koi'-e-sis-to-lith'-o-trip-se*) [*χολή*, bile; *κύστις*, a bladder; *λίθος*, a stone; *τρίβειν*, to crush]. The crushing of gall-stones in the gall-bladder.

**Cholecystoncus** (*koi'-e-sis-tong'-kus*) [*χολή*, bile; *κύστις*, bladder; *ὄγκος*, a tumor]. A swelling or tumor of the gall-bladder.

**Cholecystorrhaphy** (*koi'-e-sist-or'-a-fe*) [*χολή*, bile; *κύστις*, bladder; *ῥαφή*, a seam]. Suture of the gall-bladder.



**Cholecystostomy** (*kol-e-sis-tos'-to-me*) [*χολή*, bile; *κίστις*, a bladder; *στόμα*, mouth]. The surgical establishment of an opening into the gall-bladder.

**Cholecystotomy** (*kol-e-sis-tot'-o-me*) [*χολή*, bile; *κίστις*, bladder; *τέμνειν*, to cut]. Incision of the gall-bladder to remove gall-stones, etc.

**Choledoch** (*kol'-e-dok*) [*χολή*, bile; *δέχεσθαι*, to receive]. 1. Conducting bile. 2. A bile-duct. 3. The common bile-duct.

**Choledochitis** (*kol-ed-o-ki'-tis*) [*χολή*, bile; *δέχεσθαι*, to receive; *ιτις*, inflammation]. Inflammation of the choledoch duct.

**Choledochoduodenostomy** (*kol-ed-o-ko-du-d-en-os'-to-me*) [*χολή*, bile; *δέχεσθαι*, to receive; *duodecim*, twelve; *στόμα*, mouth]. The surgical establishment of a passage between the common bile-duct and the duodenum.

**Choledochoduodenostomy** (*kol-ed-o-ko-en-ter-os'-to-me*) [*χολή*, bile; *δέχεσθαι*, to receive; *έντερον*, bowel; *στόμα*, mouth]. The surgical establishment of a passage between the cavity of the choledoch duct and the small intestine.

**Choledocholithotripsy** (*kol-ed-o-ko-lith'-o-trip-se*) [*χολή*, bile; *δέχεσθαι*, to receive; *λίθος*, a stone; *τρίβειν*, to rub]. The crushing of a gall-stone in the ductus choledochus.

**Choledochostomy** (*kol-ed-o-kos'-to-me*) [*χολή*, bile; *δέχεσθαι*, to receive; *στόμα*, mouth]. The formation of a fistula in the gall-duct through the abdominal wall.

**Choledochotomy** (*kol-ed-o-kot'-o-me*) [*χολή*, bile; *δέχεσθαι*, to receive; *τομή*, section]. Opening of the common bile-duct by incision.

**Choledochus** (*kol-ed'-o-kus*) [*χολή*, bile; *δέχεσθαι*, to receive]. Receiving or holding bile. **C.**, **Ductus Communis**, the common excretory duct of the liver and gall-bladder.

**Choleology** (*kol-ed-ol'-o-je*) [*χολή*, bile; *λέγειν*, to speak]. The sum of knowledge concerning the bile.

**Choleic** (*kol'-e-ik*) [*χολή*, bile]. Pertaining to the bile.

**Cholein** (*kol'-e-in*) [*χολή*, bile]. A mixture of several principles of the bile; a fatty principle found in bile.

**Cholelith** (*kol'-e-lith*) [*χολή*, bile; *λίθος*, a stone]. A biliary calculus or gall-stone.

**Cholelithiasis** (*kol-e-lith-i'-as-is*) [*χολή*, bile; *λίθος*, a stone]. The presence of, or a condition associated with, calculi in the gall-bladder or in a gall-duct.

**Cholemesis** (*kol-em'-es-is*) [*χολή*, bile; *έμεσις*, vomiting]. The vomiting of bile.

**Cholemia** (*ko-le'-me-ah*) [*χολή*, bile; *αίμα*, blood]. The presence of bile in the blood.

**Cholemic** (*ko-le'-mik*) [*χολή*, bile; *αίμα*, blood]. Relating to cholemia; marked or caused by cholemia.

**Cholepyrrhin** (*kol-e-pir'-in*) [*χολή*, bile; *πυρρός*, orange-colored]. The brown coloring-matter of bile. Also called *Bilepyrrhin*.

**Cholera** (*kol'-er-ah*) [*χολέρα*, from *χολή*, bile]. A name given to a number of acute diseases characterized mainly by large discharges of fluid material from the bowels. A synonym of *C. asiatica*. **C. asiatica**, an acute, specific, highly malignant disease, existing in India and the tropics of Asia during the entire year, and occasionally spreading as an epidemic over large areas. It is characterized by excessive vomiting, alvine discharges resembling flocculent rice-water, severe cramps, collapse, and frequently death. The rate of mortality varies from 10 to 66 per cent., the average being over 50 per cent. The cause or specific virus is very generally believed to be the so-called "*comma bacillus*" of Koch, which is contained in the rice-water discharges. Cultures of this germ have in some

instances produced the disease and in others have failed. The virus, whatever it may be, commonly gains entrance into the system by means of the drinking-water; hence in cases of threatened epidemic, and during the prevalence of an epidemic the purity of the water-supply should be carefully investigated. **C.**, **Bilious**, a form of the disease attended with excessive discharge of bile. **C.**, **Chicken**, a very fatal epidemic disease of fowls, marked by tumefaction of the lymphatic glands, with inflammation and ulceration of the digestive organs. The symptoms peculiar to cholera are wanting. **C.**, **English**. See *C. nostras*. **C.**, **European**. See *C.*, *Simple*. **C. gravior**. Synonym of *C. asiatica*. **C.-hand**, a livid, grayish-blue, corrugated state of the palms of the hand from immersion in water. It is present in death from drowning, and is also called "washerwoman's hand." **C.**, **Hog**, an infectious disease attacking swine and characterized by a patchy redness of the skin, with inflammation and ulceration of the bowels, enlargement of the abdominal glands, and congestion of the lungs. **C. infantum**, the "*summer complaint*" of infants and young children; an acute disease occurring in warm weather, and characterized by gastric pain, vomiting, purgation, fever, and prostration. The cause of the disease is the prolonged action of heat, together with errors in diet and hygiene. It is most common among the poor and in hand-fed babes. The disease is of short duration, death frequently ensuing in three to five days. **C. infectiosa**. See *Cholera asiatica*. **C. morbus**, an acute catarrhal inflammation of the mucous membrane of the stomach and intestines, with enteric pain, purging, vomiting, spasmodic contractions of the muscles, etc. It is a disease of the heated term and is very similar to Asiatic cholera in its symptomatology. **C. nostras**, also called *English Cholera* and *Cholérine*. Same as *C. morbus*. **C. sicca**, a term applied to those cases of Asiatic cholera in which rice-water liquid is found in the intestines after death, though none had been voided during life. **C.**, **Simple**, the diarrhea with cramps, purging, and collapse, common in the autumn or late summer. **C.**, **Summer**. See *C.*, *Simple*. **C. Voice**, the peculiar whispering voice of those in the cold stage of cholera.

**Choleraic** (*kol-er-at'-ik*) [*χολέρα*, cholera]. Pertaining to or resembling cholera. **C. Diarrhea**. See *Diarrhea*.

**Choleraphobia** (*kol-er-af-o'-be-ah*) [*χολέρα*, cholera; *ά priv.*; *φόβος*, fear]. Absence of fear during an epidemic of cholera.

**Choleraphonia** (*kol-er-af-o'-ne-ah*) [*χολέρα*, cholera; *ά priv.*; *φωνή*, a voice]. Aphonia occurring during an attack of cholera.

**Cholericform** (*ko-ler'-if-orm*) [*χολέρα*, cholera; *forma*, form]. Resembling or appearing like cholera.

**Cholericgenous** (*kol-er-ij'-en-us*) [*χολέρα*, cholera; *γένεσις*, production]. Giving origin to cholera.

**Cholérine** (*kol'-er-in*) [dim. of *cholera*]. A mild case of choleraic diarrhea. Also, the initiatory stage of malignant cholera. Also, the zymotic cause or virus of cholera. See *Cholera nostras*.

**Choleroïd** (*kol'-er-oid*) [*χολέρα*, cholera; *είδος*, like]. Resembling cholera; cholericform.

**Cholerophobia** (*kol-er-o-fó'-be-ah*) [*χολέρα*, cholera; *φόβος*, fear]. Morbid dread of cholera.

**Cholerrhagia** (*kol-er-at'-je-ah*) [*χολή*, bile; *ρήγνιναι*, to burst forth]. Synonym of *Cholera morbus*.


**Cholesteatoma** (*kol-es-te-at-o'-mah*) [*χολή*, bile (cholesterin); *στέατωμα*, a sebaceous tumor: *pl.*, *Cholesteatomata*]. A tumor containing cells inclosing plates of cholesterol, and occurring most frequently at the base

of the brain, but occasionally in subcutaneous tissue. It often incloses sebaceous glands, hair-follicles, and other dermal structures.

**Cholesteatomatous** (*kol-es-te-at-om'-at-us*) [*χολή*, bile; *στεάτωμα*, a sebaceous tumor]. Of the nature of, pertaining to, or affected with, cholesteatoma.

**Cholesteremia** (*kol-es-ter-e'-me-ah*), or **Cholesterinemia** (*kol-es-ter-in-e'-me-ah*) [*χολή*, bile; *στέαρ*, stiff fat; *αἷμα*, blood]. The retention of cholesterol in the blood; also, the morbid state ascribed to such retention.

**Cholesterol** (*kol-es'-ter-in*) [*χολή*, bile; *στερεός*, solid],  $C_{26}H_{44}O$ , or  $C_{25}H_{42}O$ . A monatomic alcohol, a constituent of bile, and a normal ingredient of nervous tissue. Also the fatty substance forming the acid principle of biliary calculi. It is a glittering, white, crystalline substance, soapy to the touch, crystallizing in fine needles and rhombic plates. It is quite insoluble in water and in cold alcohol, but soluble in solutions of bile-salts; it is levo-rotatory.



CHOLESTERIN CRYSTALS.

**Choletelin** (*kol-et'-el-in*) [*χολή*, bile; *τέλος*, completion],  $C_{16}H_{18}N_2O_6$ . An amorphous, soluble, yellow pigment derived from bilirubin. It is the final product of the oxidation of bile-pigments. It is readily soluble in alkalis, alcohol, and chloroform.

**Choluria** (*kol-e-u'-re-ah*) [*χολή*, bile; *οὔρον*, urine]. The presence of bile in the urine.

**Choleverdin** (*kol-e-ver'-din*) [*χολή*, bile; *viridis*, green]. See *Bilicyanin*.

**Cholic** (*kol'-ik*) [*χολή*, bile]. Pertaining to the bile. **C. Acid.** See *Acid*.

**Cholin** (*kol'-in*) [*χολή*, bile],  $C_5H_{15}NO_2$ . A substance found among the products of the decomposition of pig's bile and ox-bile, hence its name. It is also found in the extracts of the suprarenals, and is a product of the decomposition of lecithin. It is a colorless fluid, of oily consistence, possesses a strong alkaline reaction, and forms with acids very deliquescent salts. It is a very unstable body. It is soluble in alcohol or ether. It is distinct from, though closely related to, neurin. **C. Group of Ptomaines**, four ptomaines—Cholin, Neurin, Betaïn, and Muscarin—have been thus classified. All these bases may be considered as oxidation-products of trimethyl-ethyl-ammonium hydrate.

**Cholochrome** (*kol'-o-krôm*) [*χολή*, bile; *χρῶμα*, color]. Any bile-pigment.

**Cholocyst** (*kol'-o-sist*). See *Cholecyst*.

**Cholohematin** (*kol-o-hem'-at-in*) [*χολή*, bile; *αἷμα*, blood]. A pigment found in the bile of the ox and sheep. It is probably a derivative of hematin.

**Choloidinic Acid** (*kol-oi-din'-ik*). See *Acid*.

**Chololith** (*kol'-o-lith*). See *Cholelith*.

**Chololithiasis** (*kol-o-lith-i'-as-is*). See *Cholelithiasis*.

**Chololithic** (*kol-o-lith'-ik*) [*χολή*, bile; *λίθος*, a stone]. Pertaining to a chololith.

**Cholophein** (*kol-o-fe'-in*). See *Biliphein*.

**Cholopoiesis** (*kol-o-poi-e'-sis*) [*χολή*, bile; *ποίησις*, a making]. The formation of bile.

**Cholorrhagia** (*kol-or-at'-je-ah*) [*χολή*, bile; *ῥηγνύναι*, to burst forth]. A sudden flow of bile.

**Cholorrhea** (*kol-or-e'-ah*) [*χολή*, bile; *ροία*, a flow]. Any excessive discharge of bile.

**Cholosis** (*kol-o'-sis*) [*χολή*, bile]. Any disease caused by or associated with a perversion of the biliary secretion.

**Cholotic** (*kol-ot'-ik*) [*χολή*, bile]. Due to or associated with a cholosis.

**Choluria** (*kol-u'-re-ah*) [*χολή*, bile; *οὔρον*, urine]. The presence of bile, bile-salts, or bile-pigments in the urine. Also, the greenish coloration of the urine.

**Chondodendron** (*kon-do-den'-dron*). See *Chondrodendron*.

**Chondral** (*kon'-dral*) [*χόνδρος*, cartilage]. Cartilaginous; relating to or composed of cartilage.

**Chondralgia** (*kon-dral'-je-ah*) [*χόνδρος*, cartilage; *ἄλγος*, pain]. Pain in or about a cartilage.

**Chondrectomy** (*kon-drek'-to-me*) [*χόνδρος*, cartilage; *ἐκτομή*, a cutting out]. Surgical excision of a cartilage, or of a part of one.

**Chondren** (*kon'-dren*) [*χόνδρος*, cartilage]. Belonging to a cartilage in itself.

**Chondrification** (*kon-drif-ik-a'-shun*) [*χόνδρος*, cartilage; *facere*, to make]. The process of being converted into cartilage; the state of being chondrified.

**Chondrify** (*kon'-drif-i*) [*χόνδρος*, cartilage; *feri*, to become]. To convert into cartilage; to become cartilaginous.

**Chondrigen** (*kon'-drij-en*) [*χόνδρος*, cartilage; *γεννέιν*, to produce]. That material of the hyaline cartilage which on boiling with water becomes chondrin.

**Chondrigenous** (*kon-drij'-en-us*) [*χόνδρος*, cartilage; *γεννέιν*, to produce]. Producing chondrin; relating to cartilage that has not hardened.

**Chondriglucose** (*kon-dre-gluf-kôs*) [*χόνδρος*, cartilage; *γλυκός*, sweet]. A material formed by boiling cartilage with mineral acids. It has a sweet taste and the properties of glucose.

**Chondrin** (*kon'-drin*) [*χόνδρος*, cartilage]. A substance obtained from the matrix of hyaline cartilage by boiling. It resembles gelatin in general properties, but differs from it in not being precipitated by tannic acid. The substance yielding it is *chondrigen*, probably an anhydrid. See also *Glue*.

**Chondritis** (*kon-drif'-tis*) [*χόνδρος*, cartilage; *τις*, inflammation]. Inflammation of a cartilage.

**Chondroblast** (*kon'-dro-blast*) [*χόνδρος*, cartilage; *βλαστός*, germ]. A cell of developing cartilage.

**Chondroclasis** (*kon-drok'-las-is*) [*χόνδρος*, cartilage; *κλάσις*, fracture]. The crushing of a cartilage.

**Chondroclast** (*kon'-dro-klast*) [*χόνδρος*, cartilage; *κλάειν*, to break]. A cell supposed to be concerned in the absorption of cartilage.

**Chondrocostal** (*kon-dro-kos'-tal*) [*χόνδρος*, cartilage; *costa*, a rib]. Relating to the ribs and their cartilages.

**Chondrodendron** (*kon-dro-den'-dron*) [*χόνδρος*, cartilage; *δένδρον*, a tree]. A genus of S. American menispermaceous climbing-plants. **C. glaberrimum** and **C. tomentosum** are among the plants that furnish *Pareira brava*.

**Chondrodynia** (*kon-dro-din'-e-ah*) [*χόνδρος*, cartilage; *δύνη*, pain]. Pain in a cartilage.

**Chondrodystrophia** (*kon-dro-dis-tro'-fe-ah*) [*χόνδρος*, cartilage; *δυσ*, bad; *τρέφειν*, to nourish]. Feta rhachiitis.

**Chondroepiphysis** (*kon-dro-e-pif'-is-is*) [*χόνδρος*, cartilage; *ἐπίφυσις*, an outgrowth]. A cartilage that is destined to become an epiphysis; an epiphysis that has been developed from cartilage.

**Chondrofibroma** (*kon-dro-fi-bro'-mah*) [*χόνδρος*, cartilage; *fibra*, a fiber; *ῥυμα*, a tumor; *pl.*, *Chondrofibromata*]. Chondroma with fibromatous elements.

**Chondrofibromatous** (*kon-dro-fi-bro'-mat-us*) [*χόνδρος*, cartilage; *fibra*, a fiber; *ῥυμα*, a tumor]. Of the nature of chondrofibroma.

**Chondrogen** (*kon'-dro-jen*) [*χόνδρος*, cartilage; *γεννέιν*, to produce]. 1. See *Chondrigen*. 2. A substance found in fetal and early life, forming a part of the tissue of imperfectly developed cartilage.



**Chondrogenesis** (*kon-dro-jen'-es-is*) [χόνδρος, cartilage; γένεσις, formation]. The formation of cartilage.

**Chondrogenetic** (*kon-dro-jen-et'-ik*) [χόνδρος, cartilage; γένεσις, formation]. Forming cartilage; relating to chondrogenesis.

**Chondrogenous** (*kon-droj'-en-us*) [χόνδρος, cartilage; γένεσις, production]. Of the nature of chondrogen; producing cartilage.

**Chondroglucose** (*kon-dro-glu'-kōs*) [χόνδρος, cartilage; γλυκίς, sweet]. One of the glucoses. See *Carbohydrate* and *Glucose*.

**Chondrography** (*kon-drog'-ra-fē*) [χόνδρος, cartilage; γράφειν, to write]. An anatomic description of the cartilages.

**Chondroid** (*kon'-droid*) [χόνδρος, cartilage; εἶδος, form]. Resembling cartilage.

**Chondrology** (*kon-drol'-o-jē*) [χόνδρος, cartilage; λόγος, science]. The science of cartilages.

**Chondroma** (*kon-dro'-mah*) [χόνδρος, cartilage; ὄμα, tumor]. A cartilaginous tumor. See *Enchondroma*.

**Chondromalacia** (*kon-dro-mal-a'-se-ah*) [χόνδρος, cartilage; μαλακία, softening]. Softening of a cartilage. **C. auris**. Same as *Hematoma auris*.

**Chondromalacosis** (*kon-dro-mal-ak-o'-sis*). See *Chondromalacia*.

**Chondromatous** (*kon-drōm'-at-us*) [χόνδρος, cartilage; ὄμα, a tumor]. Relating to or of the nature of cartilage.

**Chondro-myxoma** (*kon-dro-miks-o'-mah*) [χόνδρος, cartilage; μίξα, mucus; ὄμα, a tumor: *pl.*, *Chondromyxomata*]. A chondroma with myxomatous elements.

**Chondrosarcoma** (*kon-dro-sar-ko'-mah*) [χόνδρος, cartilage; σάρκωμα, sarcoma: *pl.*, *Chondrosarcomata*]. A cartilaginous and sarcomatous tumor.

**Chondrosarcomatous** (*kon-dro-sar-kōm'-at-us*) [χόνδρος, cartilage; σάρκωμα, sarcoma]. Relating to chondrosarcoma.

**Chondrosis** (*kon-dro'-sis*) [χόνδρος, cartilage]. Formation of cartilage.

**Chondrosteous** (*kon-dros'-te-us*) [χόνδρος, cartilage; ὀστέον, bone]. In biology, having a cartilaginous skeleton.

**Chondrotome** (*kon'-dro-tōmē*) [χόνδρος, cartilage; τομός, cutting]. An instrument for cutting cartilage.

**Chondrotomy** (*kon-drot'-o-mē*) [χόνδρος, cartilage; τέμνειν, to cut]. The dissection or surgical division of a cartilage, or the anatomic analysis of a cartilage.

**Chondrus** (*kon'-drus*) [χόνδρος, a grain; cartilage].  
1. Irish Moss. The substance of the algæ *C. crispus* and *Gigartina mamillosa*. These yield, on boiling with water, a soluble colloid consisting mainly of mucilage. This is demulcent and somewhat nutrient, and is sometimes used in making *blanc mange*. Dose indefinite. Unof. See *Carragheen*.  
2. A cartilage; the ensiform cartilage.

**Chopart's Amputation**. See *Operations, Table of. C. Operations*. See *Operations, Table of*.

**Chopping** (*chop'-ing*). See *Percussion*.

**Chorda** (*kor'-dah*) [*L.*, a cord: *pl.*, *Chordæ*]. A cord, tendon, or filament of nerve. **C. caudalis**, the urochord. **C. dorsalis**. See *Notochord*. **C. spinalis**, the spinal cord. **C. tendineæ**, the tendinous strings connecting the *columnæ carneæ* of the heart with the auriculo-ventricular valves. **C. tympani**, a filament of the Vidian nerve that enters the tympanum. **C. umbilicalis**, the umbilical cord. **C. vertebralis**, the notochord; the spinal cord. **C. vocalis**, one of the vocal bands or thyro-arytenoid ligaments.

**Chordal** (*kor'-dal*) [*chorda*, a cord]. Relating to a chorda, especially to the notochord.

**Chordapsus** (*kor-dap'-sus*) [χορδή, an intestine; ἄπτειν, to tie up]. Synonym of *Acute Intestinal Catarrh*.

**Chordee** (*kor-de'*) [χορδή, a cord]. A symptom of gonorrhea consisting of painful erection and downward curvature of the penis.

**Chorditis** (*kor-di'-tis*) [χορδή, a cord; ιτις, inflammation]. Inflammation of the vocal bands. **C. tuberosa**, a localized thickening on the vocal bands, often bilateral, and situated at the junction of the posterior two-thirds with the anterior third.

**Chordotonal** (*kor-do-to'-nal*) [χορδή, chord; τόνος, tone]. In biology, applied to sense-organs or parts of arthropods that are responsive to sound-vibrations.

**Chorea** (*ko-re'-ah*) [χορεία, dancing]. St. Vitus's dance. A functional nervous disorder, usually occurring in youth, characterized by spasmodic and convulsive contraction and non-rhythmic action of the muscles of the extremities, face, etc. The action of the heart is irregular, and in a large number of cases a systolic murmur is present. Rheumatism is a frequent complication. Chorea may be caused by a number of conditions, among which are fright and reflex irritations, but it is essentially a disease of the later period of childhood, and affects girls about three times as frequently as boys. Occasionally it is seen in the adult, and may become a serious complication of pregnancy, resulting in the death of both fetus and mother. When it occurs late in life it generally resists treatment. **C., Automatic**, an affection in which paroxysms of apparently purposive actions occur independently of the will, as the result of an impulse that arises spontaneously or that occurs in response to a stimulus received from without. **C., Buttonmaker's**, a form of chorea in girls employed in button-mills, the result of application at their trade. The fingers move involuntarily when not at work, following the same motions as when guiding the procession of buttons. It is due to an erethism of the centers in the brain for the hands and fingers. **C., Chronic**. See *C., Huntingdon's*. **C., Electric**. See *Dubini's Disease*. **C., Epidemic**, dancing mania. See *Choromania*. **C. festinans**. See *Paralysis agitans*. **C. germanorum**, a term for the major form of chorea. **C.-habit**. See *Spasm*. **C., Hereditary**. See *C., Huntingdon's*. **C., Hysterical**. See *C., Major*. **C., Huntingdon's**, an affection frequently hereditary, of adult or middle life, characterized by irregular movements, disturbance of speech, and gradual dementia. It was first described by Huntingdon, a physician of Long Island, U. S. **C. insaniens**, maniacal chorea; a grave form of chorea usually seen in adult women, and associated with maniacal symptoms. This may develop from the ordinary form, and usually ends fatally. It may develop during pregnancy. **C., Maniacal**. See *C. insaniens*. **C., Major**, the hysterical chorea of the French, in which there are regular oscillatory movements of the parts. **C., Mimetic**, that which is caused by imitation. **C., Minor**, simple chorea. **C. oscillatoria** is marked by more or less regular oscillations of the head, trunk, or limbs. **C., Post-hemiplegic**. See *Athetosis*. **C., Post-paralytic**, a form of involuntary movement seen in patients after an attack of hemiplegia. **C., Rhythmic**. See *C., Major*. **C., Rotatory**, a hysterical form associated with rhythmic movements of the body or head. **C., School-made**, chorea resulting from overstimulation of children at school by parents and teachers. **C. scriptorum**. See *Cramp, Writers'*. **C., Senile**. See *Paralysis agitans*. **C. spastica**. See *Paraplegia, Infantile Spasmodic*. **C., Sydenham's**, ordinary chorea.

**Choreic** (*ko-re'-ik*) [χορεία, dancing]. Relating to, of the nature of, or affected with, chorea.

**Choreiform** (*ko-re'-if-orm*) [*χορεία*, dancing; *forma*, form]. Resembling chorea.

**Choreomania** (*ko-re-ma'-ne-ah*) [*χορεία*, dancing; *μανία*, madness]. Synonym of *Choromania*.

**Choreoid** (*ko-re'-oid*) [*χορεία*, dancing; *εἶδος*, like]. Pertaining or similar to chorea.

**Choreomania** (*ko-re-o-ma'-ne-ah*). See *Choromania*.

**Chorial** (*ko'-re-al*) [*χόριον*, skin]. Chorioidic.

**Chorioblastosis** (*ko-re-o-blas-to'-sis*) [*χόριον*, skin; *βλάστανειν*, to germinate]. Any anomaly of growth of the corium and subcutaneous connective tissue.

**Chorio-capillaris** (*ko-re-o-kap-il-a'-ris*) [*χόριον*, skin; *capillus*, a hair]. The network of capillaries over the inner portion of the choroid coat of the eye. See *Ruyssch, Membrane of*.

**Choriocoele** (*ko'-re-o-sēl*, or *ko-re-o-se'-le*) [*χόριον*, a skin; *κῆλη*, hernia]. A hernial protrusion of the choroid coat of the eye.

**Chorioid** (*ko'-re-oid*). See *Choroid*.

**Chorioidal** (*ko-re-oid'-al*). See *Choroid*.

**Chorioideremia** (*ko-re-oid-er-e'-me-ah*). See *Chorioideremia*.

**Chorioidiritis** (*ko-re-oid-i-ri'-tis*). See *Choroido-iritis*.

**Chorioiditis** (*ko-re-oid-i'-tis*). See *Choroiditis*.

**Choroido-retinitis** (*ko-re-oid'-o-ret-in-i'-tis*). See *Choroido-retinitis*.

**Chorion** (*ko'-re-on*) [*χόριον*, fetal membrane]. The outermost of the fetal membranes, formed from the external layer of the non-germinal epiblast. The chorion lies between the amnion and the decidua (reflexa and vera). **C.**, **Cystic Degeneration of**, a rare myxomatous disease of the chorion, producing the so-called "*hydatid mole*." It is characterized by rapid increase in the size of the uterus, hemorrhage, often profuse, beginning during the second month of pregnancy, and the discharge of small cysts, whitish in appearance, surrounded by bloody clots. These cysts vary in size from a pin's-head to a filbert. **C. leve**, the smooth or non-villous portion of the chorion. **C.**, **Primitive**, the *Vitelline membrane* (or *Zona pellucida*) during the time of the development of the hollow, structureless villi upon its surface. **C.**, **Shaggy**, or **C. frondosum**, the part covered by villi.

**Chorionic** (*ko-re-on'-ik*) [*χόριον*, the chorion]. Relating to the chorion.

**Chorionitis** (*ko-re-on-i'-tis*). See *Scleroderma*.

**Choripetalous** (*kor-ip-et'-al-us*) [*χωρίς*, asunder; *πέταλον*, leaf]. In biology, applied to a corolla whose petals are distinct.

**Chorisis** (*ko-ri'-sis*) [*χόρισις*, a separation]. In biology, the development of two or more members when but one is expected; a doubling.

**Choroid** (*ko'-roid*) [*χόριον*, the chorion; *εἶδος*, likeness]. The second or vascular tunic of the eye, continuous with the iris in front and lying between the sclerotic and the retina. **C. Plexus**, a vascular plexus in the lateral ventricles of the brain. **C. Sulcus** (of Schwalbe). See *Schwalbe, Fissure of*. **C. Vein**. See *Vein*.

**Chorioidal** (*ko-roid'-al*). Pertaining to the choroid.

**Chorioideremia** (*ko-roid-er-e'-me-ah*) [*χόριον*, the chorion; *εἶδος*, like; *ἐρημία*, desolation]. Absence of the choroid; absence of the epithelium of the choroid.

**Choroiditis** (*ko-roid-i'-tis*) [*χόριον*, the chorion; *ιτις*, inflammation]. Inflammation of the choroid coat of the eye. It may be *anterior*, the foci of exudation being at the periphery of the choroid; or *central*, the exudate being in the region of the macula lutea; *diffuse* or *disseminated*, characterized by numerous round or irregular spots scattered over the fundus; *exudative* or *non-suppurative*, when there are isolated

foci of inflammation scattered over the choroid; *metastatic*, when due to embolism; and *suppurative*, when proceeding to suppuration. **C. serosa**. Synonym of *Glaucoma*.

**Choroido-iritis** (*ko-roid'-o-i-ri'-tis*) [*χόριον*, the chorion; *εἶδος*, like; *ίρις*, the rainbow; *ιτις*, inflammation]. Inflammation of the choroid and the iris.

**Choroido-retinitis** (*ko-roid'-o-ret-in-i'-tis*) [*κόριον*, the chorion; *εἶδος*, like; *retina*, the retina; *ιτις*, inflammation]. Choroiditis with retinitis. **C.-r.**, **Ametropic**, caused by ametropia.

**Choromania** (*ko-ro-ma'-ne-ah*) [*χορός*, a dance; *μανία*, madness]. A nervous disorder manifest at various times and places, and characterized by dancing or other rhythmic movements; epidemic chorea; dancing mania.

**Chrchtschonovitsch's Method**. A method of staining tissues. See *Stains, Table of*.

**Christian Science** (*kris'-chan st'-ens*). An alleged system of therapy; faith-cure, or one form of it.

**Christison's Formula**. A formula for estimating the amount of solids in the urine: Multiply the last two figures of the specific gravity expressed in four figures by 2.33 (or by 2, *Trapp*; or by 2.2, *Labisch*). This gives the amount of solids in every 1000 parts.

**Chromate** (*kro'-mat*) [*χρώμα*, color]. Any salt of chromic acid.

**Chromatic** (*kro-mat'-ik*) [*χρώμα*, color]. Relating to or possessing color. **C. Audition**, luminous sensations aroused by sound. See *Photism*. **C. Gustation**. See *Gustation*.

**Chromatin** (*kro'-mat-in*) [*χρώμα*, color]. The chromatophilous, or tingible portion of the protoplasm, forming a delicate reticular network or plexus of fibrils permeating the achromatin of a typical cell in process of division. It is called also Karyomiton. See *Cell-body*.

**Chromation** (*kro-mat'-shun*) [*χρώμα*, color]. The process of tingeing or staining.

**Chromatism** (*kro'-mat-izm*) [*χρωματισμός*, coloring]. 1. Abnormal coloration of any tissue. 2. Chromatic aberration.

**Chromatoblast** (*kro-mat'-o-blast*) [*χρώμα*, color; *βλαστός*, a germ]. Same as *Chromatophore*.

**Chromatodysopia** (*kro-mat-o-dis'-pe-ah*) [*χρώμα*, color; *δυσ*, ill; *ὄψις*, vision]. Color-blindness.

**Chromatogenous** (*kro-mat-og'-en-us*) [*χρώμα*, color; *γεννάειν*, to beget]. Producing color.

**Chromatology** (*kro-mat-ol'-o-je*) [*χρώμα*, color; *λόγος*, science]. The science of colors. Also the spectroscopic investigation of colors.

**Chromatopathia** (*kro-mat-o-path'-e-ah*) [*χρώμα*, color; *πάθος*, disease]. Any pigmentary skin-disease; a chromatosis.

**Chromatopathy** (*kro-mat-op'-a-the*). See *Chromatopathia*.

**Chromatophile** (*kro-mat'-o-phil*). Same as *Chromophilous*.

**Chromatophobia** (*kro-mat-o-fo'-be-ah*) [*χρώμα*, color; *φόβος*, dread]. Abnormal fear of colors.

**Chromatophore** (*kro'-mat-o-for*) [*χρώμα*, color; *φόρος*, bearing]. In biology, (1) one of the contractile pigment-sacs, abundant in the skin of many animals, e.g., squid, chameleon; (2) one of the pigmented marginal sense-organs of an Actinozoan; "*bourse calicinales*;" (3) a plastid containing chlorophyll, or other coloring-matter; color-granule, chromoplast, chromoleucite.

**Chromatophorous** (*kro-mat-oph'-or-us*) [*χρώμα*, color; *φέρειν*, to bear]. Containing pigment or pigment-cells.

**Chromatopseudopsis** (*kro-mat-o-su-dop'-sis*) [*χρώμα*, color; *ψευδής*, false; *ὄψις*, sight]. Color-blindness.



**Chromatopsia** (*kro-mat-op'-se-ah*) [*χρώψια*, color; *ὄψις*, vision]. Abnormal sensation of color. It may be due to disorders of the optic centers, or to drugs, especially *santonin*.

**Chromatopsy** (*kro'-mat-op-se*). See *Chromatopsia*.

**Chromatometry** (*kro-mat-op-tom'-et-re*) [*χρώμα*, color; *ᾄπτειν*, to see; *μέτρον*, a measure]. The testing of the sensibility of the eye with respect to color-perception.

**Chromatoscope** (*kro-mat'-o-skōp*) [*χρώμα*, color; *σκοπεῖν*, to observe]. An instrument for determining the refractive index of colored light.

**Chromatotomy** (*kro-mat-os'-ko-pe*) [*χρώμα*, color; *σκοπεῖν*, to observe]. The determination of the color of objects.

**Chromatosis** (*kro-mat-o'-sis*) [*χρώμα*, color]. Pigmentation; a pathologic process or pigmentary disease consisting in a deposit of coloring-matter in a locality where it is usually not present, or in excessive quantity in regions where pigment normally exists.

**Chromatosome** (*kro-mat'-o-sōm*) [*χρώμα*, color; *σῶμα*, body]. In biology, the "nuclear rods" of the nucleus.

**Chromaturia** (*kro-mat-u'-re-ah*) [*χρώμα*, color; *οὔρον*, urine]. Abnormal coloration of the urine.

**Chrome** (*krōm*) [*χρώμα*, color]. Chromium, *q.v.* **C.-alum.** See *Pigments, Conspectus of*. **C.-black.** See *Pigments, Conspectus of*. **C.-carmin.** Same as *Chrome-red*. **C.-chlorid.** See *Pigments, Conspectus of*. **C.-garnet.** Same as *Chrome-red*. **C.-green.** See *Pigments, Conspectus of*. **C.-orange.** Same as *Chrome-red*. **C.-red,** a pigment; basic lead chromate. See *Pigments, Conspectus of*. **C.-vermilion.** Same as *Chrome-red*. **C.-yellow,** lead chromate, a pigment. See *Chromium*, and *Pigments, Conspectus of*.

**Chromesthesia** (*krōm-es-thē'-ze-ah*) [*χρώμα*, color; *αἰσθησις*, perception by the senses]. The association of colors with words, letters, and sounds.

**Chromhidrosis** (*krōm-hid-ro'-sis*). Same as *Chromidrosis*.

**Chromic** (*krōm'-ik*) [*χρώμα*, color]. Pertaining to or made from chromium. **C. Acid.** See *Acid*. **C. Acid Test.** See *Tests, Table of*.

**Chromicize** (*krō'-mis-iz*). To impregnate with chromic acid.

**Chromidrosis** (*krōm-id-ro'-sis*) [*χρώμα*, color; *ιδρώς*, sweat]. A rare condition of the sweat in which it is variously colored, being bluish, blackish, reddish, greenish, or yellowish. *Black sweat* (*Seborrhæa nigricans*) occurs usually in hysterical girls, the part affected being the face. It is associated with chronic constipation and is due to the presence of indican in the sweat. *Ked sweat*, *hematidrosis*, may be due to an exudation of blood into the sweat-glands, or to the presence of a microorganism in the sweat. See *Micrococcus hamatodes*, *Babes*, under *Bacteria, Table of*.

**Chromium** (*kro'-me-um*) [*χρώμα* color]. Cr = 52.2; valence II and IV. One of the elements of the iron group. The various salts of chromium, especially chromic acid,  $\text{Cr}_2\text{O}_3$ , are much used in the manufacture of pigments and in dyeing textile fabrics. All are poisonous. Potassium dichromate (bichromate of potash),  $\text{K}_2\text{Cr}_2\text{O}_7$ , is used in various pharmaceutical and chemical operations. **C.-green.** Same as *Chrome-green*.

**Chromocrinia** (*kro-mo-krin'-e-ah*) [*χρώμα*, color; *κρίνειν*, to separate]. The secretion of coloring-matter, as in the sweat, etc.

**Chromocytometer** (*kro-mo-si-tom'-et-er*) [*χρώμα*, color; *κύτος*, cell; *μέτρον*, a measure]. An instrument for estimating the proportion of hemoglobin present in the blood.

**Chromocytometry** (*kro-mo-si-tom'-et-re*) [*χρώμα*,

color; *κύτος*, cell; *μέτρον*, a measure; *νόσος*, disease]. The estimation of hemoglobin by means of the chromocytometer.

**Chromodermatosis** (*kro-mo-der-mat-o'-sis*) [*χρώμα*, color; *δέρμα*, skin]. A skin-disease characterized by discoloration of the surface.

**Chromogen** (*krō'-mo-jen*) [*χρώμα*, color; *γένεσις*, production]. Any principle of the animal or vegetable economy which (though it is itself not of any pronounced color) is susceptible, under suitable circumstances, of being changed into a coloring-matter.

**Chromogenic** (*kro-mo-jen'-ik*) [*χρώμα*, color; *γένεσις*, production]. 1. Relating to chromogen. 2. Color-producing.

**Chromoleucite** (*kro-mo-lu'-sīt*) [*χρώμα*, color; *λευκός*, white]. Same as *Chromoplastid*.

**Chromopare** (*krō'-mo-pār*) [*χρώμα*, color]. In biology, applied by Beyerinck to those chromogenic bacteria that excrete the pigment, remaining colorless themselves. Cf. *Chromophore* and *Para-chromophore*.

**Chromophan** (*krō'-mo-fan*) [*χρώμα*, color; *φαίνειν*, to appear]. In biology, the pigment of the inner segments of the retinal cones of certain animals. There are at least three varieties, chlorophan, rhodophan, xanthophan. (Ruhnes).

**Chromophile** (*krō'-mo-fil*). Same as *Chromophilous*.

**Chromophilous** (*kro-moff'-il-us*) [*χρώμα*, color; *φίλος*, loving]. Readily stained; easily absorbing color; applied to tissues prepared for microscopic study.

**Chromophore** (*krō'-mo-fōr*) [*χρώμα*, color; *φέρειν*, to bear]. In biology, applied by Beyerinck to those chromogenic bacteria that possess pigment as an integral part of their organism. Cf. *Chromopare* and *Para-chromophore*.

**Chromophytosis** (*kro-mo-fi-to'-sis*) [*χρώμα*, color; *φυτόν*, a plant]. 1. Any microscopic plant-growth that produces a discoloration of the skin in which it grows; any pigmentary skin-disease caused by microscopic vegetation. 2. A synonym of *Tinea versicolor*, or *Eichstedt's Disease*. See *Tinea versicolor*, and *Diseases, Table of*.

**Chromoplastid**, or **Chromoplastidule** (*kro-mo-plas'-tid*, or *kro-mo-plas'-tid-ūl*) [*χρώμα*, color; *πλάσσειν*, to form]. In biology, a pigment-granule imbedded in the protoplasm of a plant or animal. It is also called chromoleucite.

**Chromopsia** (*krōm-op'-se-ah*). See *Chromatopsia*.

**Chromoptometer** (*kro-mop-tom'-et-er*) [*χρώμα*, color; *μέτρον*, a measure]. A contrivance for determining the extent of development of color-vision.

**Chromosome** (*krō'-mo-sōm*) [*χρώμα*, color; *σῶμα*, body]. Any one of the nuclear chromatin-fibrils of a cell. According to some observers there is only one such fibril in closely intertwined folds. Others say that the chromosomes are many, and of two varieties, the fine and the coarse.

**Chromostroscope** (*kro-mo-stro'-bo-skōp*) [*χρώμα*, color; *σπρόβος*, a twisting; *σκοπεῖν*, to inspect]. A device for showing the persistence of visual impressions of color.

**Chromule** (*krō'-mūl*) [*χρώμα*, color; *ὑλη*, matter]. In biology, coloring-matter in plants, especially when not green, or when liquid.

**Chronic** (*krōn'-ik*) [*χρόνος*, time]. Long-continued; of long duration; slow of progress; opposed to *acute*, and to *subacute*.

**Chronicity** (*kro-nis'-it-ē*) [*χρόνος*, time]. The state of being chronic or long-continued.

**Chronizoöspore** (*kro-nis-o'-o-spōr*) [*χρόνος*, late; *ζῶον*, an animal; *σπορά*, seed]. One of the microzoögonidia or minute zoöspores or resting-spores, produced by the water-net, *Hydrodictyon*.

**Chronograph** (*krôn'-o-graf*) [*χρόνος*, time; *γράφειν*, to write]. An instrument for graphically recording intervals of time, in physiologic and psycho-physical experiments.

**Chronoscope** (*kro'-no-skôp*) [*χρόνος*, time; *σκοπεῖν*, to inspect]. An instrument for measuring extremely short intervals of time. **C., A-form**, an apparatus introduced by Galton for measuring the time of certain psycho-physical reactions. It is so called from its outline, which somewhat resembles that of the letter A.

**Chronosteal** (*kro-nos'-te-al'*) [*χρόνος*, time; *ὀστέον*, bone]. Relating to the chronosteon.

**Chronosteon** (*kro-nos'-te-on*) [*χρόνος*, time (temporal); *ὀστέον*, bone]. The temporal bone.

**Chronothermal** (*krôn-o-ther'-mal*) [*χρόνος*, time; *θέρμα*, heat]. Pertaining to the theory that all diseases are characterized by periods of intermitting chill and heat; relating to periodicity in changes of bodily temperature.

**Chroöpsia** (*kro-op'-se-ah*) [*χρόα*, color; *ὄψις*, sight]. See *Chromatopsia*.

**Chroal Epithelium** (*kro'-tal ep-e-the'-le-um*). The ectoderm.

**Chrotic** (*kro'-tik*) [*χρώς*, the skin]. Relating to the skin.

**Chrotoplast** (*krôt'-o-plast*) [*χρώς*, skin; *πλάσσειν*, to form]. A skin-cell; a dermal or epithelial cell.

**Chrymar's Operation**. See *Operations*, *Table of*.

**Chrysalis** (*kris'-al-is*) [*χρυσός*, gold]. The pupa or secondary stage in the transformation of insects. So called from the golden color of certain chrysalides.

**Chrysamin** (*kris'-am-in*) [*χρυσός*, gold; *amin*],  $C_{26}H_{16}N_4O_6Na_2$ . Flavophenin; a coal-tar color of the oxyazo group, used in dyeing. It dyes on cotton a sulphur-yellow, remarkably fast to light. See *Pigments*, *Conspectus of*.

**Chrysanilin** (*kris-an'-il-in*) [*χρυσός*, gold; *anilin*],  $C_{19}H_{11}N(NH_2)_2$ . A body obtained as a by-product in the manufacture of rosanilin. It crystallizes from dilute alcohol in golden-yellow needles, melting at about 268°. It is used largely as a dye-stuff, yielding a very beautiful yellow color. See *Pigments*, *Conspectus of*.

**Chrysanisic Acid** (*kris-an-is'-ik*). See *Acid*.

**Chrysarobin, or Chrysarobinum** (*kris-ar-o'-bin*, or *kris-ar-o-bi'-num*) [*χρυσός*, gold; *aroba* (nat. East Ind.), bark of a leguminous tree],  $C_{30}H_{26}O_7$ . A reduction-product of chrysophanic acid; it occurs in goa-powder and araroba-powder. It is a yellow-colored powder, the product of the decay of *Andira araroba*, a Brazilian tree. It is a gastro-intestinal irritant, and is almost a specific when applied locally in psoriasis. It stains the skin a dark yellowish-brown color, which may be removed by a weak solution of chlorinated lime. Dose, internally, gr.  $\frac{1}{4}$ – $\frac{1}{2}$ . **C., Ung.**, contains 10 per cent. of the drug with 90 per cent. benzoated lard.

**Chrysaurin** (*kris-aw'-rin*) [*χρυσός*, gold; *aurum*, gold]. See *Orange Colors*.

**Chrysene** (*kris'-ên*) [*χρυσός*, gold],  $C_{18}H_{12}$ . A hydrocarbon derived from coal-tar. It is generally colored yellow, but can be rendered perfectly colorless. It is sparingly soluble in alcohol or ether; melts at 250° C. (482° F.); boils at 436°; crystallizes and sublimes in silvery leaflets, that exhibit an intense violet fluorescence.

**Chrysenic Acid** (*kris-en'-ik*). See *Acid*.

**Chrysin** (*kris'-in*) [*χρυσός*, gold],  $C_{15}H_{10}O_4$ . A coloring-matter found in the buds of the European Black Poplar.

**Chrysoidin** (*kris-oi'-din*) [*χρυσός*, gold; *εἶδος*, like]. 1.  $C_{12}H_8N_4Cl$ . A coal-tar color used in dyeing. It is the hydrochlorid of diamidoazobenzene. It consists of dark-violet crystals soluble in water. It dyes bright-yellow on silk and cotton. See *Pigments*, *Conspectus of*. 2.  $C_7H_{12}O_4$ . A yellow coloring-substance found in asparagus berries.

**Chrysoin** (*kris'-o-in*). See *Orange Colors*.

**Chrysolin** (*kris'-o-lin*) [*χρυσός*, gold; *oleum*, oil],  $C_{20}H_{10}O_3(OC_2H_5)_2OH$ . A coal-tar color of the phthalen group, used in dyeing. It is the sodium salt of benzyl-fluorescein. It produces a yellow color, similar to that of turmeric, on silk, cotton and wool. See *Pigments*, *Conspectus of*.

**Chrysophan** (*kris'-o-fan*) [*χρυσός*, gold; *φαίνειν*, to show],  $C_{16}H_{18}O_8$ . A yellow, crystalline body found in rhubarb. It has a distinctly bitter taste, is readily soluble in warm water and diluted alcohol, but insoluble in ether. It is also called *Chrysophanin*.

**Chrysophanic Acid** (*kris-o-fan'-ik*). See *Acid*.

**Chrysophanin** (*kris-o-fan'-in*). See *Chrysophan*, and *Pigments*, *Conspectus of*.

**Chrysophyl** (*kris'-o-phil*) [*χρυσός*, gold; *φύλλον*, a leaf]. Xanthophyl; a bright golden-yellow crystalline pigment derived from leaves.

**Chrysorhamnin** (*kris-or-am'-nin*) [*χρυσός*, gold; *ράμνος*, a prickly shrub]. The yellow pigment found in French berries. See *Pigments*, *Conspectus of*.

**Chthonophagia, or Chthonophagy** (*thon-o-fa'-je-ah*, or *thon-off'-a-je*) [*χθών*, earth; *φαγεῖν*, to eat]. Dirt-eating; geophagy.

**Churning Sound** (*churn'-ing sound*). A peculiar splashing-sound like that made by a churn, heard in the chest in some cases of pleural effusion.

**Churrus** (*chur'-us*) [Hind., *charas*]. Hemp-resin. See *Cannabis*.

**Chvostek's Sign**. See *Tetany*; also *Signs and Symptoms*, *Table of*.

**Chylaceous** (*ki-la'-se-us*) [*chylus*, chyle]. Composed of chyle.

**Chylangioma** (*ki-lan-je-o'-mah*) [*chylus*, chyle; *ἀγγεῖον*, a vessel]. Retention of chyle in lymphatic vessels with dilatation of the latter.

**Chylaqueous** (*kil-a'-kwe-us*) [*χυλός*, chyle; *aqua*, water]. Like water and chyle. **C. Fluid**, the digested food or nutritive fluid in the somatic or perigastric cavity of invertebrates; it is never enclosed in distinct vessels and represents the blood of higher animals.

**Chyle** (*kil*) [*χυλός*, juice]. The milk-white fluid absorbed by the lacteals during digestion. On standing, it separates into a thin, jelly-like clot and a substance identical with serum. **C.-corpuscle**, any floating cell of the chyle. These cells resemble, and are probably identical with, the colorless blood-corpuscles. **C.-gland**, Cheshire's name for system II, of the "salivary glands" of bees.

**Chylidrosis** (*kil-id-ro'-sis*) [*χυλός*, chyle; *ἰδρωσις*, a sweating]. Milkiness of the sweat.

**Chylification** (*ki-le*, or *kil-if-ak'-shun*) [*chylus*, chyle; *facere*, to make]. The forming of chyle from food.

**Chylifactive** (*ki-le*, or *kil-if-ak'-tiv*) [*chylus*, chyle; *facere*, make]. Chyle-forming.

**Chyliferous** (*ki-lif'-er-us*) [*chylus*, chyle; *ferre*, to carry]. 1. Chyle-forming. 2. Containing chyle.

**Chylific** (*ki-lif'-ik*) [*chylus*, chyle; *facere*, to make]. Making chyle; pertaining to chylification.

**Chylification** (*ki-le*, or *kil-if-ik-a'-shun*) [*χυλός*, chyle; *facere*, to make]. The process by which the chyle is formed, separated and absorbed by the villi of the small intestine.

**Chylificatory** (*ki-lif'-ik-at-o-re*) [*chylus*, chyle; *facere*, to make]. Chyle-making.



**Chylify** (*ki'-lif-i*) [*chylus*, chyle; *facere*, to make]. 1. To make into chyle. 2. To be made into chyle.

**Chylocele** (*ki'-lo-sēl'*) [*χυλός*, chyle; *κίλη*, a tumor]. An effusion of chyle into the tunica vaginalis testis.

**C., Parasitic.** See *Filaria sanguinis hominis*.

**Chylocyst** (*ki'-lo-sist*) [*χυλός*, juice; *κύστις*, bladder]. The chyle-bladder; the reservoir of Pecquet.

**Chylocystic** (*ki-lo-sis'-tik*) [*χυλός*, juice; *κύστις*, bladder]. Relating to the chylocyst.

**Chyloerma** (*ki-lo-der'-mah*) [*χυλός*, lymph; *δέρμα*, skin]. Scrotal elephantiasis, with accumulation of lymph in the thickened skin and in the enlarged lymphatic vessels; lymph-scrotum.

**Chylodochium** (*kil-o-dō'-ki-i-um*) [*χυλός*, chyle; *δοχεῖον*, receptacle]. The receptaculum chyli.

**Chylogaster** (*ki-lo-gas'-ter*) [*χυλός*, chyle; *γαστήρ*, the stomach]. The duodenum, so-called because of its being the chief seat of chylous digestion.

**Chylogastric** (*ki-lo-gas'-trik*) [*χυλός*, chyle; *γαστήρ*, stomach]. Pertaining to the chylogaster.

**Chylopericardium** (*ki-lo-per-ik-ar'-de-um*) [*χυλός*, chyle; *περί*, around; *καρδιά*, the heart]. A rare condition, in which chyle is present in the pericardium, as a consequence of the formation of a channel of communication between a chyle-duct and the cavity of the heart-sac.

**Chylopoiesis** (*ki-lo-poi-e'-sis*) [*χυλοποίησις*; *χυλός*, chyle; *ποιεῖν*, to make]. Chylification.

**Chylopoietic** (*ki-lo-poi-et'-ik*) [*χυλός*, chyle; *ποιεῖν*, to make]. Chylification; making or forming chyle.

**Chyloptyalism** (*ki-lop-ti'-al-izm*) [*χυλός*, chyle; *πυαλίζειν*, to spit]. Milkiness of the saliva.

**Chylorrhea** (*ki-lor-e'-ah*) [*χυλός*, chyle; *ῥέειν*, to flow]. The excessive flow of chyle. Also, a diarrhea characterized by a milky color of the feces.

**Chylosis** (*ki-lo'-sis*) [*χύλωσις*, a converting into juice]. Chylification.

**Chylothorax** (*ki-lo-tho'-raks*) [*χυλός*, chyle; *θώραξ*, the chest]. The presence of chyle within the pleural cavity. It is consequent upon wounds or rupture of the thoracic duct, and is usually fatal.

**Chylous** (*ki'-lus*) [*χυλός*, chyle]. Relating to or resembling chyle.

**Chyluria** (*ki-lu'-re-ah*) [*χυλός*, juice; *οὖρον*, urine]. The passage of milky-colored urine. It is thought to be caused by a disordered condition of the lacteals and is also connected with the presence in the blood of *Filaria sanguinis hominis*. The urine passed is generally above the normal in quantity, has the color of milk, and becomes jelly-like on standing, afterward again becoming liquid. It readily undergoes decomposition. The condition arises from a blocking of the lymph-channels by the parasites. See *Bacillus of Chyluria* under *Bacteria*, *Synonymatic Table of*; also *Filaria sanguinis hominis*, Lewis, under *Parasites (Animal)*, *Table of*.

**Chyme** (*kim*) [*χυμός*, juice]. Food that has undergone gastric digestion and has not yet been acted upon by the biliary, pancreatic, and intestinal secretions.

**Chymiferous** (*kim-if'-er-us*) [*chymus*, chyme; *ferre*, to bear]. Capable of producing chyme.

**Chymification** (*kim-if-ik-a'-shun*) [*chymus*, chyme; *facere*, to make]. The change of food into chyme by the digestive process.

**Chymophorous** (*kim-off'-or-us*) [*χυμός*, chyme; *φέρειν*, to carry]. Chymiferous.

**Chymoplasia** (*kim-o-pla'-ne-ah*) [*χυμός*, juice; *πλάνη*, a roving]. The morbid or abnormal metastasis of chyme or any secretion.

**Chymorrhea** (*kim-or-e'-ah*) [*χυμός*, chyme; *ῥεῖν*, to flow]. A discharge of chyme.

**Chymosepsis** (*kim-o-sep'-sis*) [*χυμός*, chyme; *σῆψις*, putrefaction]. Putrefactive fermentation of the chyme.

**Chyron** (*ki'-ron*) [*ciron*, *cyron*]. The name given by ancient writers to the itch-mite, *Sarcoptes scabiei*.

**Cibarious** (*sib-a'-re-us*) [*cibum*, food]. Serving as food; nutritious; edible.

**Cicatricial** (*sik-at-rish'-al*) [*cicatrix*, a scar]. Pertaining to or of the nature of a cicatrix. **C. Deformities**, abnormal contractions caused by cicatrices. **C. Tissue**, a form of dense connective tissue, seen in cicatrices.

**Cicatricula** (*sik-at-rik'-u-lah*) [L., dim. of *cicatrix*, a scar]. The germinating point of the fecundated egg.

**Cicatrissant** (*sik'-at-ri-sant*). See *Cicatrizant*.

**Cicatrissime** (*sik'-at-ri-siv*) [*cicatrix*, a scar]. Tending to form a cicatrix.

**Cicatrix** (*sik-at-riks*) [L.: *pl.*, *Cicatrices*]. A scar; a connective-tissue new-formation replacing loss of substance in the skin. It extends as far as the corium. It may be depressed below or elevated above the surface; its color is usually whitish and glistening when old, red or purple when young.

**Cicatrizant** (*sik'-at-ri-zant*) [*cicatrix*, a scar]. 1. Tending to cicatrize or heal. 2. A medicine that aids the formation of a cicatrix.

**Cicatrization** (*sik-at-riz-a'-shun*) [*cicatrix*, a scar]. The process of healing.

**Cicer** (*si'-ser*) [L.]. A genus of leguminous plants. See *Chick-pea*.

**Cicuta** (*sik-u'-tah*) [L.]. A genus of umbelliferous plants. **C. virosa**. See *Cowbane*.

**Cicutin** (*sik-u'-tin*) [*cicuta*, hemlock]. 1. An alkaloid obtained from *Cicuta virosa*. 2. The same as *Conein*.

**Cicutoxin** (*sik-u-toks'-in*) [*cicuta*, hemlock; *τοξικόν*, poison]. The poisonous active principle of *Cicuta virosa*. It is a viscid, non-crystallizable liquid of unpleasant taste and acid reaction.

**Cider** (*si'-der*) [ME., *cidre*]. The expressed juice of apples or pears. **C. Brandy**. See *Apple-Brandy*. **C. Vinegar**. See *Vinegar*.

**Cigaret** (*sig-ar-et'*). See *Cigarette*.

**Cigarette** (*sig-ar-et'*) [Fr., dim. of *cigare*, a cigar]. A roll of inflammable material medicated and adapted for smoking. Nasal catarrhs and spasmodic attacks of dyspnea are among the disorders sometimes treated by cigarette-smoking. **C.-makers' Cramp**. See *Cramp*.

**Cigarmakers' Cramp**. See *Cramp*.

**Ciguë** (*se-gu-e*) [Fr.]. *Cicuta*.

**Cilia** (*sil'-e-ah*) [*cilium*, the eyelid or lash]. The eyelashes. Also, the locomotor and prehensile organs of certain infusoria, and the hair-like appendages of certain epithelial cells, whose function it is to propel fluid or particles along the passages that they line.

**Ciliariscope** (*sil-e-ar'-is-kōp*) [*cilium*, eyelid; *σκοπεῖν*, to look at]. An instrument (essentially a prism) for examining the ciliary region of the eye.

**Ciliary** (*sil'-e-a-re*) [*cilium*, an eyelash]. Pertaining to the eyelid or eyelash, and also by extension to the **C. Apparatus**, or the structure related to the mechanism of accommodation. **C. Arteries**—*anterior*, *posterior long*, and *posterior short*, branches of the ophthalmic artery, supplying the recti muscles, the ciliary apparatus, and the posterior structures of the eye, with the exception of the retina. See *Arteries*, *Table of*. **C. Body**, the ciliary muscle and processes. **C. Canal**, the canal of Fontana. See *Canal*. **C. Ganglion**, the ganglion at the apex of the orbit, supplying the ciliary muscle and iris. See *Ganglia*, *Table of*. **C. Muscle**, the muscle of accommodation, whose contraction lessens the tension upon the suspensory ligament of the

lens. See *Muscles*, also, *Eye*. **C. Nerves**, branches of the ophthalmic ganglion supplying the anterior structures of the eyeball and the accommodative apparatus. See *Nerves*, *Table of*. **C. Neuralgia**, neuralgic pain of the eye, brow, temple, etc. **C. Processes**, circularly arranged choroidal foldings continuous with the iris in front. **C. Region**, the pericorneal or "danger" zone, corresponding to the position of the ciliary body. **C. Zone**, the ciliary processes collectively.

**Ciliate**, or **Ciliated** (*sil'-e-āt*, or *-a-ted*) [*cilium*, an eyelash]. Having cilia.

**Ciliation** (*sil'-e-ā'-shun*) [*cilium*, an eyelash]. The condition of having cilia.

**Cilio-spinal** (*sil'-e-o-spi'-nal*) [*cilium*, an eyelash; *spina*, the spine]. Relating to the ciliary zone and the spine. **C. Center**. See *Center*.

**Cilium** (*sil'-e-um*). [L.]. See *Cilia* and *Eyelash*.

**Cillo** (*sil'-o*), or **Cillosis** (*sil'-o'-sis*) [*cilium*, an eyelash]. A continued trembling of the eyelid.

**Cillotic** (*sil'-ot'-ik*) [*cilium*, an eyelash]. Pertaining to or affected with cillo.

**Cimbia** (*sim'-be-ah*) [L.]. The white band seen upon the ventral aspect of the crus cerebri, the tractus pedunculi transversus of Gudden.

**Cimbial** (*sim'-be-ā'*) [*cimbia*, a cincture]. Relating to the cimbia.

**Cimex** (*si'-mek-s*) [L., a bug]. A genus of hemipterous insects. **C. lectularius**, the common bed-bug. A disgusting insect that infests beds, furniture, and the walls of bed-rooms, and that feeds on the human body, puncturing the skin and injecting an irritating fluid to increase the flow of blood. It is characterized by the repulsive odor of its secretion.

**Cimicifuga** (*sim-is-e-fu'-gah*) [*cimex*, a bug; *fugare*, to drive away]. Black Snake Root, Black Cohosh. The root of *C. racemosa*, ord. Ranunculaceæ. A stomachic, antispasmodic, aphrodisiac, expectorant, and diuretic. Its action on the heart is similar to that of digitalis. It is efficient as a tonic in many cardiac diseases, in functional impotence, and ovarian neuralgia. **C.**, **Ext. fld.** (alcoholic). Dose  $\text{m}\nu$ -xxx. **C.**, **Ext. liquid.**, (B. P.). Dose  $\text{m}\text{ij}$ -xxx. **C.**, **Tinct.**, 20 per cent. in strength. Dose  $\text{m}\text{xv}$ - $\frac{3}{4}$ j. **Macrotin** (unof.), a resinous extract. Dose gr.  $\frac{1}{2}$ -ij.

**Cimicifugin** (*sim-is-e-fu'-gin*) [*cimex*, a bug; *fugare*, to drive away]. The precipitate from a tincture of the root of *Cimicifuga racemosa*; it is an antispasmodic, diaphoretic, nervin, emmenagogue, parturient, and narcotic. Dose 1 to 2 grains. As an oxytocic, 2 to 3 grains, to be repeated in from 40-60 minutes, if necessary. Unof.

**Cimolia** (*sim-o'-le-ah*), **Cimolite** (*sim'-o-lit*) [*κιμωλία*, earth]. Cimolian earth; a white, soapy clay formerly brought from the Greek island of Cimolus. The ancients prized it as a remedy; now little used, except in the Levant.

**Cina** (*si'-nah*) [L.]. The plant *Artemisia santonica*. See *Santonica*.

**Cinchamidin** (*sin-kam'-id-in*) [*cinchona*; *amidin*],  $\text{C}_{20}\text{H}_{26}\text{N}_2\text{O}$ . An alkaloid frequently present in commercial cinchonidin.

**Cinchocerotin** (*sin-ko-ser-o'-tin*) [*cinchona*; *cera*, wax],  $\text{C}_{27}\text{H}_{48}\text{O}_2$ . A white crystalline alkaloid of calisaya bark.

**Cinchona** (*sin-ko'-nah*) [from the Countess of *Cinchon*]. Peruvian Bark. The bark of several varieties of cinchona, a tree native to the eastern slopes of the Andes and cultivated in India, the most valuable being *C. calisaya*. Other varieties are *C. succirubra*, red bark, *C. condaminea*, pale bark, *C. pitayensis*, pitaya bark, and *C. micrantha*. Cinchona bark contains 21 alkaloids, of which 4, quinin, cinchonin, quinidin and cin-

chonidin, are the most important. Cinchona has the same physiologic action and therapeutic uses as its chief alkaloid, quinin. See *Quinin*. It is also an astringent, bitter and stomachic tonic, stimulating appetite and promoting digestion, beneficial in atonic dyspepsia and adynamia, but especially useful in malarial affections. **C.**, **decoctum** (B. P.). Dose  $\frac{3}{4}$ j-ij. **C. Febrifuge**. See *Quinetum*. **C.**, **Ext.** Dose gr. j-v. **C.**, **Fld. Ext.** Dose  $\text{m}\text{x}$ - $\frac{3}{4}$ j. **C.**, **Ext. liquidum** (B. P.). Dose  $\text{m}\nu$ -x. **C.**, **infusum**, bark 6, arom. sulphuric acid 1, water 93 parts. Dose  $\frac{3}{4}$ j- $\frac{3}{4}$ j. **C.**, **Infus. Acidum** (B. P.). Dose  $\frac{3}{4}$ j-ij. **C. rubra**, red cinchona, the bark of *C. succirubra*. **C.**, **Tinct.**, 20 per cent. of the bark. Dose  $\frac{3}{4}$ ss-ij. **C.**, **Tinct.**, **Comp.**, red bark 10, bitter-orange peel 8, serpentaria 2, alcohol 80 parts. Dose  $\frac{3}{4}$ j- $\frac{3}{4}$ ss. **Huxham's Tinct. of Bark**, red bark  $\frac{3}{4}$ iv, orange peel  $\frac{3}{4}$ ijj, serpentaria gr. lxxx, Spanish salifron gr. clx, cochineal gr. lxxx, brandy  $\frac{3}{4}$ xl, digested four days, expressed and filtered. Dose  $\frac{3}{4}$ ss-ij.

**Cinchonamin** (*sin-ko'-nam-in*) [*cinchona*; *amin*],  $\text{C}_{19}\text{H}_{24}\text{N}_2\text{O}$ . An alkaloid of cuprea bark. It occurs in glistening, colorless crystals that are nearly insoluble in water, and but slightly soluble in ether.

**Cinchonicin** (*sin-kon'-is-in*) [*cinchona*],  $\text{C}_{20}\text{H}_{24}\text{N}_2\text{O}$ . An artificial alkaloid derived from cinchonin.

**Cinchonidin**, or **Cinchonidina** (*sin-kon'-id-in*, or *sin-kon-id-i'-nah*),  $\text{C}_{20}\text{H}_{24}\text{N}_2\text{O}$ . An alkaloid derived from cinchona. It is a crystalline substance resembling quinin in general properties. **C. salicylate** (unof.) has decided anti-malarial properties. **C. sulph.**, ( $\text{C}_{20}\text{H}_{24}\text{N}_2\text{O}$ ) $_2\text{H}_2\text{SO}_4 \cdot 3\text{H}_2\text{O}$ , less bitter than quinin and valuable as an antipyretic. Dose gr. j-xx or more.

**Cinchonina**, or **Cinchonin** (*sin-ko-ni'-nah*, or *sin'-ko-nin*) [*cinchona*; *gen.*, *Cinchonina*],  $\text{C}_{19}\text{H}_{22}\text{N}_2\text{O}$ . An official alkaloid derived from cinchona. It is a colorless crystalline body, similar to quinin in therapeutic effects, but less active, producing much headache and some muscular weakness. **C. sulph.**, ( $\text{C}_{19}\text{H}_{22}\text{N}_2\text{O}$ ) $_2 \cdot \text{H}_2\text{SO}_4 \cdot 2\text{H}_2\text{O}$ . Soluble with difficulty in water, but soluble in acidulated water. Dose gr. v-xxx.

**Cinchoninic Acid** (*sin-ko-nin'-ik*). See *Acid*.

**Cinchonism** (*sin'-ko-nizm*) [*cinchona*]. The systemic effect of cinchona or its alkaloids in full doses. The symptoms produced are a ringing in the ears with deafness, headache, often severe, giddiness, dimness of sight, and a weakening of the heart's action.

**Cinchonize** (*sin'-ko-nīz*) [*cinchona*]. To bring under the influence of cinchona or its alkaloids.

**Cinchotin** (*sin'-kot-in*) [*cinchona*],  $\text{C}_{19}\text{H}_{24}\text{N}_2\text{O}$ . An almost insoluble crystalline alkaloid derived from a species of cinchona bark.

**Cincinulus** (*sin-sin'-u-lus*) [*κικιννύλος*, a curl]. In biology, small hooks attached to the stylamblys of crustaceans.

**Cincture** (*sing-k'-tūr*) [*cinctura*, a girdle]. A belt or girdle. **C.-feeling**, a sensation as if the waist were encircled by a tight girdle.

**Cinene** (*si-nēn'*) [*cina*, wormseed]. See *Dipentene*.

**Cineol** (*sin'-e-ōl*) [*cina*, wormseed; *oleum*, oil],  $\text{C}_{10}\text{H}_{16}\text{O}$ . The principal constituent of wormseed, cajuput, and eucalyptus oils. It is a pleasant camphoraceous liquid, inactive to polarized light, that boils between 176° and 177° C., and crystallizes at -1° C.; its sp. gr. at 16° is 0.923.

**Cineraria** (*sin-er-a'-re-ah*) [*cinerarius*, pertaining to ashes]. A genus of composite plants. **C. maritima**, the juice of this plant has been long used in Venezuela in the belief that, dropped in the eye, it would cause the absorption of cataract. Unof.

**Cinerea** (*sin-e'-re-ah*) [*cinereus*, ashen]. The gray, cineritious, or cellular substance of the brain, spinal cord, and ganglia. **C.**, **Lamina**, a thin layer of gray



substance extending backward above the optic commissure from the termination of the corpus callosum to the tuber cinereum.

**Cinereum, Tuber.** See *Tuber Cinereum*.

**Cineritious** (*sin-er-ish'-us*) [*cineres*, ashes]. Ash-like or pertaining to ashes. **C. Substance**, the cortex of the brain, from the color of the same. **C. Tubercle**, the tuber cinereum.

**Cinesiology** (*sin-es-e-ol'-o-jē*). See *Kinesiology*.

**Cinesis** (*sin-el'-sis*). See *Kinesis*.

**Cinesitherapy** (*sin-es-e-ther'-a-pe*). See *Kinesitherapy*.

**Cinetica** (*sin-el'-ik-ah*) [*κινεῖν*, to move]. Medicines or diseases that affect the motor apparatus.

**Cingulum** (*sing'-gu-lum*) [*cingere*, to gird: *pl.*, *Cingula*]. 1. A girdle or zone; the waist. 2. Herpes zoster, or shingles, *q. v.*

**Cinnabar** (*sin'-ab-ar*) [*κιννάβαρι*, a pigment]. Mercuric sulphid, HgS. See *Hydrargyrum* and *Vermilion*. **C.-green**. Same as *Chrome-green*.

**Cinnamene** (*sin'-am-ēn*). See *Styrol*.

**Cinnamic** (*sin'-am'-ik*) [*κιννάμικον*, cinnamon]. Pertaining to or derived from cinnamon. **C. Acid**. See *Acid*. **C. Aldehyd**. See *Aldehyd*.

**Cinnamomum**, or **Cinnamon** (*sin-am-o'-mum*, or *sin'-am-on*) [*κιννάμωμον*, cinnamon; *gen.*, *Cinnamomi*]. The inner bark of the shoots of several species of *Cinnamomum*, native to Ceylon and China, the latter being known in commerce under the name of *cassia*. Its properties are due to a volatile oil. It is an agreeable carminative and aromatic stimulant, useful when combined with opium for flatulence, colic, enteralgia, etc. **C., Aqua**, 2 parts of oil in 1000 of water. Dose ʒj-ij. **C., Ext. Fld. Arom.**, contains aromatic powder 10 parts, alcohol 8 parts. Dose ʒx-xxx. **C., Oleum**, the volatile oil. Dose gtt. j-v. **C., Pulv. Comp.** (B. P.), cinnamon bark, cardamom-seeds, and ginger. Dose gr. iij-x. **C. saigoncum**, Saigon cinnamon. **C., Spt.**, 10 per cent. of the oil in spirit. Dose ʒv-xxx. **C., Tinct.**, 10 per cent. of the powdered bark in alcohol. Dose ʒss-ij. **C. zeylanicum**, Ceylon cinnamon. **Pulvis aromaticus**, aromatic powder, cinnamon, ginger, aa 35, cardamom, nutmeg, aa 15. Dose gr. x-xxx. **C.-brown**. Same as *Phenylene-brown*.

**Cinnamyl** (*sin'-am-il*) [*κιννάμωμον*, cinnamon],  $C_9H_7O$ . The radicle believed to exist in cinnamic acid.

**Cionectomy** (*si-on-ek'-to-me*) [*κίων*, the uvula; *ἐκτομή*, a cutting out]. Ablation of the uvula.

**Cionitis** (*si-on-i'-tis*) [*κίων*, the uvula; *ιτις*, inflammation]. Inflammation of the uvula.

**Cionoptosis** (*si-on-op-to'-sis*) [*κίων*, uvula; *πτῶσις*, a drooping]. Prolapse of the uvula.

**Cionorrhaphia** (*si-on-or-af'-e-ah*) [*κίων*, the uvula; *ράφή*, a suture]. See *Staphylorrhaphy*.

**Cionotome** (*si-on'-o-tōm*) [*κίων*, the uvula; *τομή*, cutting]. An instrument for cutting off the uvula.

**Cionotomy** (*si-on-ot'-o-me*) [*κίων*, uvula; *τομή*, a section]. Incision of the uvula.

**Circinate** (*sir'-sin-āt*) [*circinatus*, circular]. In biology, rolled inward from the top, like a crozier. **C. Eruption**. See *Wandering Rash*.

**Circinus** (*sir'-sin-us*) [*κίρκινος*, circle]. Herpes zoster; *zona*.

**Circle** (*sir'-kl*) [*κίρκος*, a circle]. A ring; a line, every point of which is equi-distant from a point called the center. **C. of Diffusion**. See *Diffusion*. **C. of Haller**, 1. The plexus of vessels formed by the short ciliary arteries upon the sclerotic, at the entrance of the optic nerve. 2. The circulus venosus mammæ. See also *Circulus*. **C. of Willis**, the remarkable arterial anastomosis at the base of the brain. The passage between the anterior cerebral arteries anteriorly, and the internal

carotids and middle and posterior cerebral arteries posteriorly, by communicating vessels.



CIRCLE OF WILLIS.

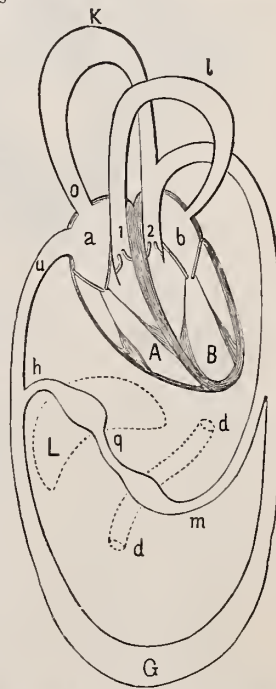
1. Middle cerebral artery. 2. Internal carotid artery. 3. Postero-median perforating. 4. Posterior cerebral artery. 5. Superior cerebellar artery. 6. Anterior inferior cerebellar artery. 7. Anterior communicating artery. 8. Antero-lateral perforating. 9. Anterior choroid. 10. Posterior communicating. 11. Posterior choroid. 12. Basilar artery. 13. Crus cerebelli cut.

**Circuit** (*ser'-kit*) [*circuitus*, a going round]. The course of an electric current. **C.-breaker**, an apparatus for interrupting the circuit of an electric current.

**Circulation** (*sir'-ku-la'-shun*) [*circulatio*, a circular course]. The passage of the blood through various vessels; distinguished as

capillary, fetal, portal, pulmonary, etc. **C.,**

**Cross**, a laboratory experiment in which the vessels in one vascular area of an animal are separated from the rest of the circulation by ligation of anastomosing channels, and then supplied with blood from the circulation of a second animal. In this way, for example, the vascular area of the head may be isolated, and precluded from receiving chloroform inhaled by the lungs, but which is distributed to other parts of the body. By connecting the cerebral ends of the severed carotid arteries of one dog with the cardiac ends of the severed carotids of another dog, the cerebral and general circulatory systems of the first dog may presumably be separated. The first animal is called the *fed*, and the animal supplying the blood the *feeder*. The experiment is of little value. **C., Collateral**, that through branches and secondary channels after stoppage of the principal route. **C., Fetal**, that of the fetus, including the circulation through the placenta



SCHEME OF THE CIRCULATION.

- a. Right, b. left auricle. A. Right, B. left ventricle. 1. Pulmonary artery. 2. Aorta. l. Area of pulmonary circulation. K. Upper area of systemic circulation. G. Lower area of systemic circulation. o. The superior vena cava. n. Inferior vena cava. d. Intestine. m. Mesenteric artery. o. Portal vein. L. Liver. h. Hepatic vein. (Londons.)

and umbilical cord. **C., First, or Primitive**, that of the embryo, a closed system, carrying nutriment and oxygen to the embryo. **C., Placental**, the fetal circulation. **C., Portal**. See *Portal System*. **C., Pulmonary**, the circulation of blood through the



THE FETAL CIRCULATION.

*a.* Umbilical vein. *b.* Ductus venosus. *c.* Ductus arteriosus. *d.* Hypogastric arteries. *e.* Mesenteric arteries and vein. *f.* Portal vein.

lungs by means of the pulmonary artery and veins, for the purpose of oxygenation and purification. **C., Second**, the fetal circulation, replacing the omphalo-mesenteric system. **C., Systemic**, the general circulation, as distinct from the pulmonary circulation. **C., Third**, that of the adult. **C., Vitelline**, first, or primitive circulation.

**Circulus** (*sir'-ku-lus*) [*L.*]. A circle. **C. arteriosus**, the circle of Haller. The plexus of arteries that surrounds the outer border of the iris. **C. iridis minor**, an arterial circle near the pupillary border of the iris. **C. venosus mammae** (or *Halleri*), a ring of anastomosing veins that surround the nipple. **Circum-** (*sir'-kum-*) [*L.*]. A prefix meaning *around, about*.

**Circumagentes** (*sir'-kum-aj-en'-tēz*) [*L.*, "causing to revolve"]. 1. The oblique muscles of the eye. 2. The infraspinatus and supraspinatus muscles that revolve the arm.

**Circumanal** (*sir'-kum-a'-nal*) [*circum*, around; *anus*, the fundament]. Periproctous; surrounding the anus.

**Circumcision** (*sir'-kum-sizh'-un*) [*circumcidere*, to cut around]. Excision of a circular piece of the prepuce.

**Circumclusion** (*sir'-kum-klut'-zhun*) [*circum*, around; *cludere*, to close]. A form of acupressure in which

the pin is passed beneath the vessel, a wire loop placed over its point, and its ends brought over the artery and made fast.

**Circumcorneal** (*sir'-kum-kor'-ne-al*) [*circum*, about; *corneus*, horny]. Around or about the cornea.

**Circumduction** (*sir'-kum-duk'-shun*) [*circumducere*, to lead around]. The movement of a limb in such a manner that its distal part describes a circle, the proximal end being fixed. See *Motion*.

**Circumference** (*sir'-kum'-fer-ens*) [*circumferere*, to carry around]. The distance around a part.

**Circumflex** (*sir'-kum-fleks*) [*circumflectere*, to bend about]. Applied to a number of arteries, veins and nerves.

**Circumgyration** (*sir'-kum-ji-ra'-shun*) [*circum*, around; *gyrare*, to turn]. See *Vertigo*.

**Circuminsular** (*sir'-kum-in'-su-lar*) [*circum*, about; *insula*, island]. Surrounding the island of Reil.

**Circumlental** (*sir'-kum-len'-tal*) [*circum*, around; *lens*, a lentil; *lens*]. Surrounding the lens. **C. Space**. See *Space*.

**Circumnuclear** (*sir'-kum-nu'-kle-ar*) [*circum*, about; *nucleus*, kernel]. Surrounding the nucleus.

**Circumnutation** (*sir'-kum-nu-tal'-shun*) [*circum*, around; *nutare*, to nod]. In biology, a bowing successively toward all points of the compass. Applied to the movements of young and growing organs.

**Circumocular** (*sir'-kum-ok'-u-lar*) [*circum*, about; *oculus*, eye]. Surrounding the eye.

**Circumoral** (*sir'-kum-o'-ral*) [*circum*, about; *os*, mouth]. Surrounding the mouth.

**Circumpolarization** (*sir'-kum-po-lar-iz-a'-shun*) [*circum*, around; *polus*, pole]. The quantitative estimation of sugar in a suspected liquid by the degree of the rotation of polarized light, sugar rotating the ray to the right, albumin to the left.

**Circumrenal** (*sir'-kum-re'-nal*) [*circum*, about; *ren*, the kidney]. Around or about the kidneys.

**Circumscribed** (*sir'-kum-skribd*) [*circumscribere*, to draw a line around]. Strictly limited or marked off; well defined; distinct from surrounding parts, as a circumscribed inflammation or tumor.

**Circumvallate** (*sir'-kum-val'-at*) [*circumvallare*, to surround with a wall]. Surrounded by a wall or prominence. **C. Papillæ**, certain papillæ at the base of the tongue.

**Cirrhonosis** (*sir-on'-o-sus*) [*κίρρός*, yellow; *νόσος*, disease]. 1. A fetal disorder, marked by yellowness of the serous membranes. 2. Abnormal post-mortem yellowness of any surface or tissue.

**Cirrhose** (*sir-ös'*) [*cirrus*, a tendril]. In biology, provided with tendrils.

**Cirrhosis** (*sir-o'-sis*) [*κίρρός*, reddish-yellow; from the color of the cirrhotic liver]. Increase and thickening of the connective tissue of an organ, especially of the liver. **C., Biliary**, a form due to chronic retention of bile in the liver from long-continued obstruction in the bile-ducts from any cause. **C., Fatty**, a rare form in which the hepatic cells become infiltrated with fat. The surface is smooth and the organ enlarged, but very tough, owing to increase in the interstitial connective tissue, which does not contract. This form is usually seen in the intemperate.

**Cirrhotic** (*sir-o'-ik*) [*κίρρός*, yellow]. Affected with, or relating to, cirrhosis. **C. Kidney**. See *Bright's Disease*.

**Cirsocoele** (*sir'-so-sēl*) [*κίρσος*, a varix; *κίλη*, tumor]. A varicose tumor, especially of the spermatic cord.

**Cirsoid** (*sir'-soid*) [*κίρσος*, a varix; *εἶδος*, likeness]. Resembling a varix, or dilated vein.

**Cirsomphalos** (*sir-som'-fal-os*) [*κίρσος*, varix; *ὀμφαλός*, navel]. A varicose condition of the navel.



**Cirsophthalmia** (*sir-soff-thall-me-ah*) [κίρσος, varix; ὀφθαλμός, the eye]. 1. Ophthalmia, with an apparent varicose condition of the conjunctival vessels. 2. Corneal staphyloma, with an appearance of varicosity of the surface.

**Cirsotome** (*sir-so-tōm*) [κίρσος, a varix; τομή, a cutting]. A cutting instrument for the operation of cirsotomy.

**Cirsotomy** (*sir-sol'-o-me*) [κίρσος, varix; τέμνειν, to cut]. Excision of a varix.

**Cisma** (*sis'-mah*). Same as *Absus*.

**Cismatan** (*sis'-mat-an*). Same as *Absus*.

**Cissampelos** (*sis-am'-pel-os*) [κισσός, ivy; ἄμπελος, a vine]. A genus of climbing menispermaceous plants. The root of *C. capensis*, of South America, is cathartic and emetic. *C. pareira*, of tropical America, false pareira brava (*q. v.*), is tonic and diuretic.

**Cistern** (*sis'-tern*) [cisterna, a vessel; receptacle]. 1. Any dilatation: reservoir. 2. Any dilatation of the space between the pia and arachnoid. The *cisterns* are true lymph-sacs. *C. of Pequet*. See *Receptaculum chyli*. *C. of the Cerebrum*. See *Cistern*, 2.

**Cisterna** (*sis-ter'-nah*) [L.]. Same as *Cistern*. *C. ambiens*, one of the pockets situated over the optic lobes. *C. magna*, a large cisterna where the arachnoid spreads across from the caudad border of the cerebellum to the oblongata. *C. perilymphatica*, in the ear, a large space adjacent to the foot-plate of the stapes.

**Cistus** (*sis'-tus*) [κιστός, the rock-rose]. A genus of plants of the order Cistaceæ, growing in the old world. *C. oreticus*, *C. cyprius*, *C. ladaniferus*, and *C. ledon* afford the drug labdanum, or ladanum.

**Citorior** (*si-te'-re-or*) [L., "hither"]. Brainward, centripetal, or afferent.

**Citrate** (*sil'-rät*) [*citrus*, citron-tree]. Any salt of citric acid.

**Citrene** (*sil'-rēn*) [*citrus*, citron-tree], C<sub>10</sub>H<sub>16</sub>. Hesperidene; carvene. The oil of *Citrus aurantiæ*, and the chief ingredient of cedar oil, cumin oil, and dill oil. It occurs associated with pinene in lemon oil. It is an agreeable-smelling, colorless liquid, sp. gr. 0.846 at 20°, and boiling at 175–176°.

**Citric** (*sil'-rik*) [*citrus*, citron-tree]. Pertaining to or derived from lemons or citrons. *C. Acid*. See *Acid*.

**Citrine** (*sil'-rin*) [*citrus*, a lemon]. Yellow; of a lemon color. *C. Ointment*. See *Hydrargyrum*.

**Citronella** (*sil'-ron-ell'-ah*) [dim. of κίτρον, the citron-tree]. A fragrant grass. *C. Oil*, the essential oil of various grasses, mostly of the genus *Andropogon*; used chiefly as a perfume; antirheumatic. Unof.

**Citrus** (*sil'-rus*) [L.]. A genus of aurantiaceous trees. See *Aurantium*, *Bergamot*, *Lime*, *Limon*.

**Cittosis** (*sil-to'-sis*) [κίττα, κίσσα, pica]. Pica; a longing for strange or improper food.

**Civet** (*siv'-et*) [ME.]. A semi-liquid, unctuous secretion from the anal glands of *Viverra civetta*, *V. zibetha*, and *V. rasse*, carnivorous old-world animals, themselves called civets. It is now used as a perfume; formerly as an antispasmodic and stimulant, like musk. Unof.

**Civiale's Operations**. See *Operations*, Table of.

**Clacking Pivot, or Tenon** (*klak'-ing piv'-ot*). Clack pivot; a method of attaching an artificial crown to the root of a natural tooth; it was invented by Magiola.

**Cladocarpous** (*klad-o-kar'-pus*) [κλάδος, a branch; καρπός, fruit]. In biology, having the fruit borne at the end of short lateral branches.

**Cladoceros** (*klad-os'-er-us*) [κλάδος, a branch; κέρας, horn]. In biology, with branched antennæ.

**Cladode** (*klad'-od*) [κλάδος, a branch; εἶδος, form]. In biology, branch-like. See *Phyllocladum*.

**Cladodont** (*klad'-o-dōnt*) [κλάδος, a branch; ὀδοῦς, tooth]. Same as *Hybodont*.

**Cladonea** (*klad-o'-ne-ah*) [κλάδος, a branch]. A genus of lichens. *C. rangiferina*, the reindeer-moss; a lichen that grows extensively in Asia, Europe and N. America. It is used as a food in famine-seasons, and is locally distilled, affording an alcoholic spirit.

**Cladophyl** (*klad'-o-fil*) [κλάδος, a branch; φύλλον, a leaf]. In biology, a branch that in form mimics a leaf. Same as *Cladode*.

**Cladoptosis** (*klad-op-to'-sis*) [κλάδος, a branch; πίπτειν, to fall]. In biology, the annual falling of twigs bearing leaves instead of the leaves alone.

**Cladose** (*klad'-ōs*) [κλάδος, a branch]. In biology, ramose or branched.

**Cladothrix** (*klad'-o-thriks*) [κλάδος, branch; θρίξ, a hair]. A genus of bacteria, having long filaments, in pseudo-ramifications, with true spores. See *Bacteria*, *Synonymatic*, Table of.

**Clairaudience** (*klār-av'-de-ens*) [Fr. *clair*, clear; *audience*, hearing]. The alleged telepathic hearing of sounds uttered at a great distance.

**Clairvoyance** (*klār-voi'-ans*) [Fr. *clair*, clear; *voir*, to see]. The alleged ability (in certain states), to see things not normally visible; the pretended ability to see the internal organs of a patient, and thus diagnose his ailments.

**Clamp** (*klamp*) [Ger. *Klampe*]. An instrument for compressing the parts in surgical operations, to fix them or to prevent hemorrhage, etc. *C.*, Gaskell's, an instrument applied over the heart so that the pulsation of the auricles and ventricles may be separately registered; it is used in the study of cardiac pulsation.

**Clang** (*klang*) [κλαγγή, a clang]. A sharp metallic sound; a hoarse voice. *C.-deafness*, a defect of hearing in which sounds are heard, but their more delicate qualities are not perceived. *C.-tint*, the *timbre*, or delicate shading of a tone. See *Timbre*.

**Clap** (*klap*) [OF., *clapoir*, a venereal sore]. Gonorrhea. *C.-threads*, characteristic slimy threads in the urine of gonorrheal cystitis.

**Clapotage** (*klah-po-tah'zh'*) [Fr.]. The splashing sound of a liquid in succession.

**Clapping** (*klap'-ing*). See *Percussion* and *Tapolement*.

**Clapton's Lines**. See *Lines*, Table of.

**Claquement** (*klakh'-mon'g'*) [Fr., clapping, slapping]. 1. In massage, percussion with the flat of the hand. 2. The clack, or flapping sound caused by sudden closure of the heart-valves.

**Claret** (*klar'-et*) [*clarus*, clear]. A wine of a light-red color. *C.-red*. See *Pigments*, *Conspectus* of. *C. Stain*. Same as *Nævus maternus*.

**Clarificant** (*klar'-if-ik-ant*) [*clarus*, clear]. A substance used for the purpose of clearing solutions turbid from insoluble matter.

**Clarification** (*klar-if-ik-a'-shun*) [*clarus*, clear; *facere*, to make]. The operation of removing the turbidity of a liquid or naturally transparent substance. It may be accomplished by allowing the suspended matter to subside, by the addition of a clarificant or substance that precipitates suspended matters, or by moderate heating. See *Fining*.

**Clarify** (*klar'-if-i*) [*clarus*, clear; *facere*, to make]. To free a liquid or solution from insoluble or heterogeneous substances. To make clear.

**Clarifying** (*klar'-if-i-ing*) [*clarus*, clear; *facere*, to make]. Clearing; purifying. *C. Reagent*, any preparation used for purifying microscopic and anatomic preparations that have been mounted in gummy media. Oil of cloves, turpentine, creasote, xylol, and oil of bergamot are the chief.

Clarionet-player's Cramp. See *Cramp*.

Clark's Operation. See *Operations, Table of*. **C.** (Alonzo), Sign. See *Signs and Symptoms, Table of*.

Clarke's Corroding Ulcer. An ulcer of the cervix uteri that shows a tendency to spread. **C. Intermedio-lateral Tract.** See *Column of*. **C. Posterior Vesicular Column.** See *Column of*. **C. Process.** See *Water, Softening of*. **C. Rule,** a rule for dosage. The dose is to be graded by the weight of the child. One hundred and fifty pounds is taken as the weight of an average human adult, and in order to obtain the fractional dose this number serves for the denominator of a fraction whose numerator corresponds to the weight of the child in avoirdupois pounds. Thus, the formula for a child of 50 pounds would be  $\frac{50}{150}$  or  $\frac{1}{3}$  of the dose for the adult.

Clasmacytosis (*klas-mah-si-to'-sis*). Same as *Clasmacytosis*.

Clasmatocyte (*klas-mat'-o-sit*) [*κλάσμα*, fragment; *κύτος*, cell]. A form of very large connective-tissue corpuscles that tend to break up into granules or pieces.

Clasmatocytosis (*klas-mat-o-si-to'-sis*) [*κλάσμα*, a fragment; *κύτος*, a cell]. The breaking up of clasmatocytes, and the formation of islands of granules from their debris.

Clasp (*klas*) [ME., *claspen*, to grasp firmly]. In mechanical dentistry, a hook fitted to a tooth and designed for the retention of a dental substitute or other apparatus to be worn in the mouth. In biology, an apparatus at the end of the male abdomen in certain insects, intended to grasp the female. **C.-knife** Rigidity, a reflex spasmodic action of the legs from increased myotatic irritability, as a result of which extension is, as it were, completed with a "spring," as in the knife.

Classification (*klas-if-ik-a'-shun*) [*classis*, a class; *facere*, to make]. An orderly arrangement of names, objects, diseases, etc., according to their properties and peculiarities.

Clastothrix (*klas'-to-thriks*). Synonym of *Trichorrhæxis nodosa*.

Clathrate (*klath'-rāt*) [*κλήθρα*, a lattice]. In biology, latticed; a name given by Mohl to cribriform cells; also written clathroid.

Clathrocystis (*klath-ro-si'-tis*) [*κλήθρα*, a trellis; *κύστις*, pouch]. A genus of microbes with round or oval cells, forming zoogloæ in the form of circular layers. See *Bacteria, Synonymatic Table of*.

Clathrose (*klath'-rōs*) [*κλήθρα*, a lattice]. In biology, having deep furrows crossing at right angles.

Claudication, or Claudicatio (*klaw-dik-a'-shun*, *klaw-dik-a'-she-o*) [*claudicare*, to halt or limp]. The act of limping; lameness.

Claudius, Doctrine of. The doctrine that, in the production of fetal monstrosities, attributes the atrophic changes primarily to the reversal and impairment of the circulation, consequent upon the overpowering vigor of the stronger fetus. **C., Cells of,** the outer epithelial layer of the ducts of the cochlea.

Claustrophobia (*klaws-tro-fo'-be-ah*) [*claustra*, a bolt; *φόβος*, fear]. Morbid distress at being in any room or confined space; claustrophobia.

Claustum (*klaws'-trum*) [*claudere*, to shut; *pl.*, *Claustra*]. A barrier; applied to several apertures that may be closed against entrance. Also, a layer of cinerea (gray nervous matter) between the insula and the lenticula.

Clausura (*klaw-sū'-rah*) [L.]. Closure; atresia; as of a passage. **C. tubalis**, closure of a Fallopian tube. **C. uteri**, an imperforate state of the uterine cervix.

Clava, Clavola, or Clavolet (*klā'-vah*, *klā'-vo-lah*, or *klā'-vo-let*) [*clava*, a club]. **1.** In biology, clubbed

at the end, as the antennæ of certain insects. **2.** See *Funiculus gracilis*.

Clavate (*klav'-at*) [*clava*, a club]. In biology, club-shaped. Applied to a stigma, antenna, or other organ that is thick toward the apex and gradually narrowed toward the base.

Clavation (*klav-a'-shun*) [*clavatio*; *clavus*, a nail]. Same as *Gomphosis*.

Clavelization (*klav-el-iz-a'-shun*) [Fr., *clavelle*, sheep-pox]. Inoculation with sheep-pox virus; ovination.

Claven, or Claviculen (*klā'-ven*, *klā'-vik'-u-len*) [*clavis*, a key]. Belonging to the clavicle in itself.

Claviceps (*klav'-is-eps*) [*clava*, club; *caput*, head]. A genus of fungi. **C. purpurea**, the fungus producing the ergot of rye.

Clavicle (*klav'-ik-l*) [*clavicula*; *clavus*, a key]. The collar-bone. See *Bones, Table of*.

Clavicular (*klā'-vik'-u-lar*) [*clavus*, a key]. Relating to the clavicle.

Clavilla marginales (*klā-vil'-ah mar-jin-al'-ēz*) [L.]. The "olfactory clubs" or marginal clubs in *Medusa*; also called *Cordyli marginales*.

Clavula (*klav'-u-lah*) [*clava*, a club]. In biology, applied to various clubbed organs; as, a knobbed bristle in echinoderms, or the swollen receptacle of some fungi.

Clavus (*klā'-vus*) [*clavus*, a nail, a wart, a corn]. Corn; a hyperplasia of the horny layer of the epidermis, in which there is an ingrowth as well as an outgrowth of horny substance, forming circumscribed epidermal thickenings, chiefly about the toes. Corns may be *hard* or *soft*, the latter being situated between the toes, where they are softened by maceration. Both forms are due to pressure and friction. **C. hystericus**, a local neuralgic pain in hysteria, anemia, etc., in the head, as if a *nail* were being driven in.

Claw (*klaw*) [AS., *clawon*, a claw]. The stalk, or contracted base of a petal. In biology, the hooked limb or appendage of an animal. **C.-hand**, a condition of the hand characterized by over-extension of the first phalanges and extreme flexion of the others. The condition is a result of atrophy of the interosseous muscles, with contraction of the tendons of the common extensor and long flexor. (French, *main-en-griffe*.)

Clayed Sugars (*klād sug'-arz*). Sugars that have been freed from the dark molasses by covering them in moulds by moist clay, which allows of a gradual washing and displacement of the adhering syrup.

Cleaning (*klen'-ing*) [ME., *clensen*, to make clean]. Cleansing; removal of dirt; purifying. **C. Mixture for Glass**, **1.** Potassium bichromate 2 parts, water to parts, sulphuric acid 10 parts; dissolve the potassium in the water with heat, pour into a warm bottle, add the sulphuric acid slowly and at intervals. **2.** Nitric acid (conc.) 2 parts, sulphuric acid 3 parts.

Cleansings (*klen'-zingz*) [ME., *clensen*, to clean]. The lochia.

Clearer (*kler'-er*). See *Clearing Mixture*.

Clearing (*kler'-ing*) [ME., *cleren*, to make clear]. Clarification; making clear. See *Fining*. **C. Agent**, a substance used in microscopy to render tissues transparent and suitable for mounting. *To replace alcohol in a dehydrated section*, creasote, turpentine, xylol, and the oils of bergamot, cedar, cloves, and origanum are used. *For celloidin sections*, Bergamot or cedar oil or creasote is preferable. *Before mounting vegetable sections*, glycerin, solution of carbolic acid, liquor potasse, alcoholic solution of potash, liquor ammoniac, solution of chloral hydrate, Javelle water, Labarraque's solution, are used. See *Stains, Table of*. **C. Mixture**, a fluid used in microscopy for rendering sections trans-



parent after dehydration. It must be miscible with the mounting medium. A very satisfactory and generally applicable mixture is the following: Carbolic acid crystals 4 parts, rectified oil of turpentine 6 parts.

**Cleavage** (*kle'-vaj*) [ME., *cleven*]. 1. The linear clefts in the skin indicating the general direction of the fibers. They govern to a certain extent the arrangement of the lesions in skin-diseases. The lines of cleavage run, for the most part, obliquely to the axis of the trunk, sloping from the spine downward and forward; in the limbs they are mostly transverse to their longitudinal axis. 2. A mode of cell-division.

**Cleavers** (*kle'-vers*). See *Galium aparine*.

**Cleft** (*kleft*) [ME., *clift*]. 1. A fissure; crevice. 2. The crotch, or point of junction of the legs. 3. In botany, divided half-way, as a leaf. **C. Face**. See *Schistoprosopia*. **C., Ocular**, a fissure in the embryo, leading from the mouth to the eye. It is situated between the fronto-nasal process and the superior maxillary plate. **C., Olfactory**. See *Olfactory*. **C. Palate**, a congenital malformation of the palate, usually occurring with hare-lip. **C. Sternum**, congenital fissure of the sternum. **C., Visceral**, or *Branchial*. The four slit-like openings on each side in the cervical region in the fetus, sometimes called the *Branchial openings*. The slits close (in the human fetus), except the upper, from which are developed the auditory meatus, tympanic cavity and Eustachian tube. See *Branchial clefts*.

**Cleidal** (*kli'-dal*) [*κλείς*, clavicle]. Relating to the clavicle; clavicular.

**Cleido-** (*kli'-do-*) [*κλείς* the clavicle]. A prefix, meaning a relation to the clavicle.

**Cleido-hyoid** (*kli'-do-hi'-oid*) [*κλείς*, clavicle; *ὕοιδής*, shaped like the letter upsilon]. Relating to the clavicle and the hyoid.

**Cleido-mastoid** (*kli'-do-mas'-toid*) [*κλείς*, the clavicle; *μαστός*, the breast; *εἶδος*, like]. Pertaining to the clavicle and to the mastoid process.

**Cleistocarp** (*kli's'-to-karp*) [*κλειστός*, that may be closed; *καρπός*, fruit]. In biology, an ascocarp in which the spores are completely enclosed and from which they escape by the rupturing of its walls.

**Cleistogamy** (*kli's-tog'-am-e*) [*κλειστός*, that may be closed; *γάμος*, marriage]. In biology, self-fertilization in closed flowers.

**Cleithrophobia** (*kli-thro-fo'-be-ah*) [*κλειθρον*, a bolt; *φόβος*, fear]. Same as *Claustrophobia*, but a better formed word.

**Clematin** (*klem'-at-in*) [*κληματίς*, clematis]. An alkaloid from *Clematis vitalba*.

**Clematis** (*klem'-at-is*) [*κληματίς*, clematis]. A genus of ranunculaceous plants of many species, most of which are acrid or poisonous. **C. corymbosa** is powerfully irritant and resistant. **C. crispa** and **C. erecta** are diuretic and diaphoretic, and are said to be antisiphilitic. **C. viorna**, **C. virginica**, and **C. vitalba** are similar in properties to **C. erecta**.

**Clemens' Solution**. See *Arsenium*.

**Clemot's Operation**. See *Operations*, Table of.

**Cleptomania** (*klep-to-ma'-ne-ah*). See *Kleptomania*.

**Cleptophobia** (*klep-to-fo'-be-ah*). See *Kleptophobia*.

**Clergyman's Sore-Throat**. A chronic hypertrophic form of pharyngitis, with more or less enlargement of the tonsils and lymph-follicles of the posterior wall, due to excessive and improper use of the voice. Dysphonia clericorum. See also *Pharyngitis*, *Granular*.

**Clerk-Maxwell's Experiment**. See *Löwe's Ring*.

**Clethrophobia** (*kleth-ro-fo'-be-ah*) [*κλήθρον*, a bar, bolt; *φόβος*, fear]. Same as *Claustrophobia*.

**Clevenger's Fissure**. See *Fissures*, Table of.

**Clichy White**. Same as *White Lead*.

**Clicking Sounds** (*klik'-ing sounds*). Peculiar sharp sounds heard in auscultating the apex of a tuberculous lung. They indicate the commencement of softening in a tuberculous deposit. See *Râle*.

**Cliff-Rose** (*kli'-rōs*). See *Alonsenel*.

**Climacteria** (*kli-mak-te'-re-ah*). Syn. of *Menopause*.

**Climacteric** (*kli-mak-ter'-ik*, or *kli-mak'-ter-ik*) [*κλίμακτις*, the round of a ladder]. A period of the life-time at which the system was believed to undergo marked changes. These were at yearly periods divisible by seven. **C. Age**, puberty; also in women the time of cessation of the catamenia. **C., Grand**, the 63d year, also the 81st year. **C. Dentition**. See *C. Teething*. **C. Insanity**. See *Insanity*. **C. Teething**, the development of teeth at a very late period of life, after the loss of those of the second dentition, and usually between the sixty-third and eighty-first year, the grand climacteric years of the Greek physiologists.

**Climate** (*kli'-mat*) [*κλίμα*, a region, or zone, of the earth].

The sum of those conditions in any region or country that relate to the air, the temperature, moisture, sunshine, winds etc., especially in so far as they concern the health or comfort of mankind. Climate is an essential factor in the production of or modification of certain diseased conditions. This influence depends upon the nearness of the country to large bodies of water, its altitude above the sea-level, the peculiarities of its atmosphere, the nature and composition of its soil and subsoil, and the character of its vegetation. The most equable climate is that of the ocean, and next from a therapeutic point of view stands the sea-coast. The climate of mountains is especially lauded for the treatment of pulmonary disease. Its value consists in the rarefaction of the atmosphere and the freedom from particles and germs. Climate also plays an important part in the management of hay-fever and other diseases.

**Climatic** (*kli-mat'-ik*) [*κλίμα*, a region or zone of the earth]. Pertaining to climate.

**Climatology** (*kli-mat-ol'-o-je*) [*κλίμα*, climate, a clime; *λόγος*, science]. The science of climate.

**Climatotherapy** (*kli-mat-o-ther'-a-pe*) [*κλίμα*, clime; *θεραπεία*, a waiting on]. The employment of climatic measures in the treatment of disease.

**Climbing Staff-tree**. False Bittersweet. The bark of the root of *Celastrus scandens*, alterative, diuretic and slightly narcotic. It has been advantageously employed in syphilitic and scrofulous affections. Dose of fld. ext. ʒj-ij. Unof. See *Celastrus*.

**Clinandrium** (*klin-an'-dre-um*) [*κλίνη*, a bed; *άνήρ*, a man]. In biology, a cavity at the apex of the column in orchids in which the anthers rest. This is also called the *Androclinium*.

**Clinanthemum** (*klin-an'-the-um*) [*κλίνη*, bed; *άνθος*, a flower]. In biology, the receptacle of a composite plant.

**Clinic** (*klin'-ik*) [*κλινικός*, pertaining to a bed]. 1. Medical instruction given at the bedside, or in the presence of the patient whose symptoms are studied and whose treatment is considered. 2. A gathering of instructors, students, and patients, for the study and treatment of disease.

**Clinical** (*klin'-ik-al*) [*κλινικός*, pertaining to a bed]. Relating to bedside treatment, or to a clinic.

**Clinician** (*klin-ish'-an*) [*κλινικός*, pertaining to a bed]. A physician whose opinions, teachings, and treatment are based upon experience at the bedside; a clinical instructor; one who practises medicine.

**Clinicist** (*klin'-is-ist*) [*κλινικός*, pertaining to a bed]. A clinician.

**Clinocephalia** (*kli-no-sef-a'-le-ah*) [κλίνη, bed; κεφαλή, head]. Abnormal flatness of the top of the head.

**Clinoccephalous** (*kli-no-sef'-al-us*) [κλίνη, bed; κεφαλή, head]. Having the top of the head abnormally flat.

**Clinodactylous** (*kli-no-dak'-til-us*) [κλίνειν, to flex or lie; δάκτυλος, finger]. Pertaining to an abnormal flexure, deviation or curvature of the fingers or toes.

**Clinoid** (*kli'-noid*) [κλίνη, a bed; εἶδος, likeness]. Resembling a bed; applied to sundry bony structures of the body, as the clinoid processes, plate, walls, etc.

**Clinostat** (*kli'-no-stat*) [κλίνειν, to incline; στατός, placed]. An apparatus for regulating the exposure of plants to the sunlight.

**Clip** (*kliḗp*). See *Compressor*.

**Clire, or Clyers** (*kli'-er, or kli'-erz*) [E. dial.]. Tuberculous disease of cattle. See *Kernels*.

**Clisemeter** (*kli-s-om'-et-er*) [κλίσις, inclination; μέτρον, a measure]. An instrument for measuring the degree of inclination of the pelvic axis.

**Clistocarpous** (*kli-to-kar'-pus*) [κλειστός, that can be closed; καρπός, fruit]. In biology, having a closed capsule, as certain mosses.

**Clithrophobia** (*klith-ro-fol'-be-ah*). Same as *Cleithrophobia*.

**Clitoralgia** (*klit-or-al'-je-ah*) [κλειτορίς, the clitoris; ἄλγος, pain]. Pain referred to the clitoris.

**Clitoridectomy** (*klit-or-il-ek'-to-me*) [κλειτορίς, clitoris; ἐκτομή, excision]. Excision of the clitoris.

**Clitoris** (*kliṭ'-or-is*) [κλειτορίς, clitoris]. The homologue in the female of the penis, attached by two crura or branches to the ischio-pubic rami, which meet in front of the pubic joint to form the body, or *corpus*. The so-called "gland" is such only in appearance and name. **C. Crises**, paroxysms of sexual excitement in women suffering from tabs.

**Clitorism** (*klit'-or-izm*) [κλειτορίς, the clitoris]. 1. Enlargement or hypertrophy of the clitoris. 2. Tribadism.

**Clitoritis** (*klit-or-i'-tis*) [κλειτορίς, clitoris; ιτις, inflammation]. Inflammation of the clitoris.

**Clitorotomy** (*klit-or-ot'-o-me*). Incision of the clitoris.

**Clitorrhagia** (*klit-or-al'-je-ah*) [κλειτορίς, clitoris; ῥηγνύναι, to burst]. Hemorrhage from the clitoris.

**Clivus** (*kli'-vus*) [L., a slope]. A slope. **C. Ossis**, or **C. of Blumenbach**, the slanting surface of the body of the sphenoid between the dorsum sellæ and the basi-occipital.

**Cloaca** (*klo-a'-kah*) [cloaca, a sewer]. 1. In early fetal life, the common orifice of the intestine and the allantois. 2. In surgery, the long canal of escape of pus from a necrotic sequestrum. 3. In biology, the chamber into which open the large intestine and urogenital ducts of birds, amphibians and monotremata.

**Cloacal** (*klo-a'-kal*) [cloaca, a sewer]. Pertaining to or serving as a cloaca.

**Clonic** (*klon'-ik*) [κλόνος, commotion]. Applied to convulsive and spasmodic conditions of muscles in which alternate contractions and relaxations occur involuntarily.

**Clonici** (*klon'-is-i*) [L.]. Diseases marked by clonic spasm.

**Clonism, Clonismus** (*klo'-nizm, klo-niz'-mus*) [κλόνος, commotion]. A clonic spasm; clonospasm.

**Clonospasm** (*klon'-o-spazmi*) [κλόνος, commotion; σπασμός, a spasm]. A clonic spasm.

**Clonus** (*klo'-nus*) [κλόνος, commotion]. Involuntary, reflex, irregular contractions of muscles when put suddenly upon the stretch. According to the part stimulated, the phenomenon is spoken of as *ankle, foot, rectus, or wrist C.*, etc. See *Reflexes, Table of*. It is a valuable diagnostic sign in certain lesions of the spinal cord. **Cathodal closure clonus, and Catho-**

**dal opening clonus**, etc. See *Contraction*. See *Ankle C., Wrist C.*, etc.

**Clopectomania** (*klo-pe-ma'-ne-ah*) [κλοπή, robbery; μανία, mania]. See *Kleptomania*.

**Cloquet, Angle of**. See *Angle C.*, **Canal of**. See *Canals*, and *Hyaloid Artery C.*, **Fascia of**, the septum crurale, *q. v.* **C., Ganglion of**. See *Ganglia, Table of C.*, **Hernia of**. See *Hernia, and Diseases, Table of C.*, **Needle Test of**. See *Death, Signs of C.*, **Operation of**. See *Operations, Table of C.*, **Pseudoganglion of**. See *Pseudoganglion*.

**Closing Tetanus** (*klo'-zing tet'-an-us*). See *Galvanotonus*.

**Clostridial** (*klos-trid'-e-al*) [κλωστήρ, a spindle]. Referring to spindle-shaped bacilli and especially to the agent of the butyric acid fermentation.

**Clostridium** (*klos-trid'-e-um*) [κλωστήρ, a spindle: *pl.*, *Clostridia*]. A genus of bacteria, differing from bacilli in the fact that their spores are formed in characteristically enlarged rods. See *Bacillus butyricus*, under *Bacteria*.

**Closure** (*klo'-zūr*) [clausura, a closing]. The act of completing or closing an electric circuit. According as a closure is anodal or cathodal, its effects may so differ as to give it a marked significance in diagnosis.

**Clot** (*klot*) [ME., *clot*, a round mass]. A coagulum, especially that of blood; a crassamentum. See *Thrombus, Embolism*. **White clots** are formed of the pure fibrin of white corpuscles and of blood-plaques. If the white clot has become slightly stained with red blood-cells, it becomes yellowish (*chicken-fat clot*); if it be red and soft, it is a *currant-jelly clot*. **Stratified clots** contain layers of more than one variety. **C., Distal**, a clot formed in a vessel beyond the seat of ligature. **C.-districts**, the small divisions into which a clot is broken by the dissemination through it of the fibroblastic plasma-corpuscles. **C., Proximal**, the clot formed in a vessel above the seat of ligature.

**Clotbur** (*klot'- or klot'-bur*). The leaves of *Xanthium strumarium*, much used as a domestic remedy for bites of poisonous insects and venomous serpents. Also an active styptic. Dose of the fluid extract ʒj-ij. Unof. See also *Spiny Clotbur*.

**Clottage of the Ureters**. An operation proposed in case of hematuria from a kidney hopelessly crushed or with advanced carcinoma. The procedure consists in blocking or corking up the ureter with a clot.

**Cloudberry** (*klowd'-ber-e*). The leaves of *Rubus chamaemorus*, used in Russia as a diuretic. Dose ʒj to a cupful of boiling water. Unof.

**Cloudy Swelling**. Parenchymatous degeneration; a swelling up of the elements of a tissue by imbibition or accretion, a form of hypertrophy with a tendency to degeneration.

**Clove** (*klov*). See *Caryophyllus*. **C.-hitch Knot**, a form of double-knot in which two successive loops are made close to one another on the same piece of cord or bandage, a half-twist being given to the junction of each loop at the time of making it. See *Knot*.

**Clover's Gas and Ether Inhaler**. See *Anesthetic*.

**Clownism** (*klown'-izm*) [ME., *clounce*]. Charcot's term for that stage of hystero-epilepsy in which there is an emotional display and a remarkable series of contortions or cataleptic poses.

**Club** (*klub*) [ME., *club*, a club]. In biology, a broad ending of an antenna. **C.-foot**. See *Talipes*. **C.-hand**, a deformity of the hand similar to that of club-foot.

**Clubbed Fingers** (*klubd fing'-gerz*). Knobbed deformity of the finger-ends, with curvature of the nails, seen in some cases of pulmonary and cardiac disease.



**Clyers** (*kli'-erz*). See *Clire* and *Kernels*.

**Clypeate** (*klipt'-e-at*) [*clypeus*, a shield]. In biology, shaped like a buckler.

**Clyster** (*kli's'-ter*) [*κλύσθηρ*, an injection]. An enema.

**Cnemis** (*ne'-mis*) [*κνημῖς*, a legging]. The tibia or shin-bone.

**Cnemitis** (*ne-mit'-tis*) [*κνήμη*, shin; *ιτις*, inflammation]. Inflammation of the tibia.

**Cnicin** (*ni'-sin*) [*κνήκος*, a plant of the thistle kind],  $C_{42}H_{36}O_{15}$ . A crystalline bitter substance found in *Blessed Thistle*.

**Cnidoblast** (*ni'-do-blast*) [*κνίδη*, a nettle; *βλαστός*, a germ]. In biology, the budding thread-cell or urticating cell.

**Cnidocell** (*ni'-do-sel*) [*cnida*, a nettle; *cella*, a cell].

In biology, a lasso-cell, nematocyst, or urticating cell.

**Cnidocil** (*ni'-do-sil*) [*cnida*, a nettle; *cilium*, an eyelash]. In biology, the thread of a nematocyst.

**Cnidophorous** (*nid-off'-or-us*) [*κνίδη*, a nettle; *φέρειν*, to bear]. In biology, bearing lasso-cells or nematocysts.

**Cnidosis** (*ni-do'-sis*) [*κνίδη*, nettle]. Urtication; nettle-rash.

**Coacervate** (*ko-as-er-v'-at*) [*coacervare*, to heap up]. In biology, clustered, bunched; said of grains or flowers.

**Coach** (*kōch*). See *Quizzer*.

**Coachmen's Cramp**. See *Cramp*.

**Coadnate** (*ko-ad'-nāt*) [*con*, together; *adnatus*, bunched]. In biology, clustered.

**Coagulant** (*ko-ag'-u-lant*) [*coagulare*, to curdle]. 1. Causing the formation of a clot or coagulum. 2. A coagulating agent.

**Coagulated** (*ko-ag'-u-la-ted*) [*coagulare*, to curdle]. Clotted; curdled. **C. Proteids**, a class of proteids produced by heating solutions of egg-albumin or serum-albumin globulin suspended in water or dissolved in saline solutions, up to 100° C. At the body-temperature they are readily converted into peptones by the action of the gastric juice in an acid, or of pancreatic juice in an alkaline medium.

**Coagulation** (*ko-ag-u-la'-shun*) [*coagulatio*, a clotting]. The formation of a coagulum or clot, as in blood or in milk.

**Coagulative** (*ko-ag'-u-la-tiv*) [*coagulare*, to curdle]. Causing or marked by coagulation. **C. Necrosis**. See *Necrosis*.

**Coagulum** (*ko-ag'-u-lum*) [*coagulare*, to curdle: *pl.*, *Coagula*]. Clot. The mass of fibrin, enclosing red and colorless corpuscles and serum, that forms from the plasma of the blood after the latter has been drawn from the body. Also, the curd of milk, and the insoluble form of albumin.

**Coal** (*kōl*) [ME., *cole*]. A solid and more or less distinctly stratified mineral, varying in color from dark-brown to black, brittle, combustible, and used as a fuel; not fusible without decomposition, and very insoluble. **C., Anthracite**, the hard variety of coal, used largely as a heating-agent. It contains but little hydrogen, and is mainly (over 90 per cent.) composed of pure carbon. **C., Bituminous**, is black or grayish-black in color, of a resinous luster, and somewhat friable, being easily broken into cubical fragments of more or less regularity; upon ignition it burns with a yellow flame. When heated to bright redness in retorts or ovens, free from the access of air, the volatile matter, composed of carbon compounds of hydrogen and oxygen with water, passes off. It is used in the manufacture of gas. **C., Cannel** is much more compact than gas or coking coals, duller in appearance, possessing a grayish-black to brown color, and burning with a clean candle-like flame. It does not soil the hands, and is not readily

fractured. **C., Brown, or Lignite**, appears to occupy an intermediate position between the bituminous coals and wood. It retains the ligneous structure of the material from which it is formed, hence the name *Lignite*. The vegetable remains are in a great many cases quite distinct. The color varies from yellowish-brown in the earthy, to black in the more compact, coal-like varieties. It does not yield coke. It is used as fuel in some localities. *Peat*, or *Turf*, occurring in large areas in Ireland and in some parts of Europe, consists of the decayed remains of certain forms of plants. It has been destructively distilled for tarry products, without profit, however. **C.-miner's Lung**. See *Miner's Lung*. **C.-tar**, a by-product in the manufacture of illuminating gas; it is a black, viscid fluid of a characteristic and disagreeable odor. The specific gravity ranges from 1.10 to 1.20. Its composition is extremely complex, and its principal constituents are separated, one from the other, by means of fractional distillation. **C.-tar Colors**. See *Pigments, Colors, and Dyestuffs*.

**Coalescence** (*ko-al-es'-ens*) [*coalescere*, to grow together]. The union of two or more parts or things.

**Coaptation** (*ko-ap-ta'-shun*) [*con*, together; *aptare*, to fit]. The proper union or adjustment of the ends of a fractured bone, the lips of a wound, etc.

**Coarctate** (*ko-ark'-tāt*) [*coarctare*, to press together]. Crowded together.

**Coarctation** (*ko-ark-ta'-shun*) [*coarctare*, to put together]. A compression of the walls of a vessel or canal, thus narrowing or closing the lumen; reduction of the normal or previous volume, as of the pulse; shrivelling and consequent detachment, as of the retina. A stricture.

**Coarctotomy** (*ko-ark-tot'-o-me*) [*coarctatus*, constricted; *τέμνειν*, to cut]. The cutting of a stricture.

**Coarse** (*kōrs*) [ME., *course*]. Not fine; gross. **C. Adjustment**. See *Adjustment*. **C. Features of Disease**, macroscopic organic lesions, such as tumor, hemorrhage, etc.

**Coarticulation** (*ko-ar-tik-u-la'-shun*) [*con*, together; *articulare*, to join, articulate]. A synarthrosis.

**Coat** (*kōt*) [*cottus*, a tunic]. A cover, or membrane covering a part or substance. **C., Buffy**, the upper fibrinous layer of the clot of coagulated blood, marked by its color, and absence of red-corpuscles.

**Coates's Operation**. See *Operations, Table of*.

**Coating** (*kōt'-ing*) [*cottus*, a tunic]. A covering, as of a wound, the tongue, etc. **C. of the Tongue**, a condition of the tongue indicative of abnormality of the digestive tract. **C. of Pills**, a covering of various substances to conceal the taste in swallowing.

**Cobalt** (*kō'-bawlt*) [*Kobold*, a German mythologic goblin]. A tough, heavy metal having some of the general properties of iron. Its oxids have been employed in medicine, but are now very little used. See *Elements, Table of*. **C.-blue**. See *Pigments, Conspectus of*. **C.-green**. Same as *Rümann's Green*. **C.-red**. See *Pigments, Conspectus of*. **C.-ultra-marine**. Same as *Cobalt-blue*. **C.-yellow**. See *Pigments, Conspectus of*.

**Cobweb** (*kōb'-web*) [ME., *cobweb*, a spider's web]. *Tela aranea*, spider's web. The web of a common house spider, *Tegeneria domestica*. It is a styptic recommended for bleeding after tooth-extraction, and in pulmonary tuberculosis, in 30-grain doses. It forms a serviceable moxa, with the aid of the blowpipe.

**Coca** (*kō'-kah*). See *Erythroxylon*.

**Cocain** (*kō'-kah-in*, or *kō'-kān*) [S. A., *coca*],  $C_{17}H_{21}NO_4$ . The chief alkaloid extract of *Erythroxylon coca*. It is at first stimulant and afterward narcotic, and resembles *caffein* in its action on the nerve-centers, and

*atropin* in its effects on the respiratory and circulatory organs. Its long-continued use (*cocain-habit*) is followed by insomnia, decay of moral and intellectual power, emaciation, and death. Locally, it is a powerful anesthetic in a limited area of surface. It acts most rapidly on mucous tissues. Applied to the conjunctiva of the eye it causes also dilatation of the pupil and paralysis of the function of accommodation. Applied to the tongue it temporarily destroys the sense of taste. Dose gr.  $\frac{1}{8}$ -ij. See also *Anesthetic*. **C.-Bug**, an imaginary insect which cocainomaniacs frequently think they are infested with; a belief that is probably due to some formicidal sense-perversion. **C.**, **Ceratum**, 1 in 30, for burns, etc. **C. Citras**, used in dentistry to ease aching teeth. **C. Hydrochloras**, or chlorid of cocain,  $C_{17}H_{21}NO_4Cl$ , more properly cocain chlorid, most commonly used for local anesthesia in 2-8 per cent. solution. Dose, internally, gr.  $\frac{1}{10}$ -ij. **C. Hydrochlorat., Liquor.** (B.P.). Dose  $\frac{1}{10}$ -x. **Injectio C. Hydrochlorat., Hypoderm.**; 1 grain in 20 minims. **C., Lamellae** (B.P.), each containing gr.  $\frac{1}{100}$  of cocain hydrochlorate. **C. Oleas**, a 10 per cent. solution in oleic acid, for external use. **C. Phenos or Carbolas**, a topical application in catarrhs and in rheumatism. Used as a five to ten per cent. alcoholic solution, also internally, gr.  $\frac{1}{12}$ -1.

**Cocainism** (*ko-ka'-in-izm*) [S. Amer. *coca*]. The cocain-habit.

**Cocainization** (*ko-ka-in-iz-a'-shun*) [S. Amer., *coca*]. The bringing of the system or organ under the influence of cocain.

**Cocainomania** (*ko-ka-in-o-ma'-ne-ah*) [*cocain*; *μανία*, madness]. The habit of using cocain; properly, insanity due to the cocain-habit.

**Cocainomaniac** (*ko-ka-in-o-ma'-ne-ah*) [*cocain*; *μανία*, madness]. One who is insane from the effects of cocain.

**Cocamin** (*ko'-kam-in*) [S. Amer. *coca*; *amin*],  $C_{19}H_{23}NO_4$ . Truxillin, or Isotropyl-cocain; an alkaloid from coca. It has active properties, but its physiologic effects are little known.

**Coccaceæ** (*kok-kas'-e-e*) [Fr., *coccaceës*; *κόκκος*, a kernel]. A group of schizomycetous fungi, or bacteria, including as genera the Micrococcus, Sarcina, Asco-coccus, and Leuconostoc. The elements are normally spherical, reproduction usually taking place by division. Some writers place the genus *Leuconostoc* alone in this group; others exclude it entirely.

**Coccidia** (*kok-sid'-e-ah*) [*κόκκος*, a berry]. The so-called *psorospermia*—minute oval structures about 0.035 mm. long, with a thick capsule and coarsely granular contents. They are frequently found in the liver of the rabbit, and have been found in the liver, in a pleuritic exudate, and in the kidney, ureter, and heart-muscle in man. The organism is more properly called *Coccidium oviforme*, while the spores that it forms are termed *psorospermia*.

**Coccidiosis** (*kok-sid-i'-o-sis*) [*κόκκος*, a berry; *νόσος*, disease]. The group of symptoms produced by the presence of coccidia in the body.

**Coccidium** (*kok-sid'-e-un*) [*κόκκος*, a berry: *pl.*, *Coccidia*]. 1. In biology, applied (a) to the spore-bearing conceptacle of certain algae, and (b) to egg-shaped psorosperms. 2. A genus of protozoans, by some referred to as the so-called psorosperms (see *Psorosperm*). See *Coccidia*. **C. oviforme** has been found in intestinal epithelium, and in the liver of man, and often in the liver of the rabbit. True coccidia are non-motile cell-parasites. **C. sarkolytus**, the name given by Adamkiewicz to the parasite of carcinoma.

**Coccellana** (*kok-sil-a'-nah*) [S. Amer.]. The bark of *Guarea swartzii*, of the W. Indies, a tree of the fam-

ily *Meliaceæ*, an emetic and purgative; in over-doses it is poisonous as an irritant narcotic. It acts locally upon the mucous membrane when directly applied or when absorbed. It is commended for bronchial catarrh. Dose of fl. ext.  $\frac{1}{2}$ x-xxx. Unof.

**Coccinella** (*kok-sin-el'-ah*). See *Cochineal*.

**Coccinellin** (*kok-sin-el'-in*), or **Coccinellina** (*kok-se-nel'-lei-na*). See *Carmin*.

**Coccin** (*kok'-sin-in*) [*coccinus*, scarlet],  $C_{11}H_{12}O_5$ . 1. A substance obtained by heating carmic acid with potassium hydrate. It crystallizes in yellowish leaflets from an alcoholic solution. 2. A coal-tar color belonging to the azo-group. Same as *New Coccin* and *Pheneto Red*.

**Coccobacteria** (*kok-o-bak-te'-re-ah*) [*κόκκος*, a kernel; *βακτήριον*, a little rod]. The rod-like or spheroidal bacteria found in putrefying liquids, and called **C. septicæ**. See *Bacteria*, *Synonymatic Table of*.

**Coccoloba** (*kok-ol'-o-bah*) [*coccolobis*, a kind of grape]. A genus of polygonaceous trees of tropical America.

**C. uvifera**, the sea-side grape, has a hard and valuable wood, which, when boiled, yields what is called Jamaica kino.

**Coccomelasma** (*kok-o-mel-a'-mah*) [*κόκκος*, berry; *μέλσμα*, blackness]. A granular dermal melanosis.

**Cocculus** (*kok'-u-lus*) [dim. of *coccus*, a berry]. A genus of menispermaceous plants of the tropics. **C. indicus**, is the dried fruit of *Anamirta cocculus*. It is an active narcotic poison, and is employed as a destroyer of vermin; its preparations have proved serviceable for headaches, dysmenorrhea, etc. See *Picrotoxin*.

**Coccus** (*kok'-us*) [*κόκκος*, a berry]. 1. A cell or capsule. 2. In biology, (a) the separable carpels or miltlets of dry fruits, (b) a spherical bacterium, a micrococcus. **C. cacti**, the cochineal insect. See *Cochineal*.

**Coccyalgia** (*kok-se-al'-je-ah*) [*κόκκυξ*, coccyx; *ἄλγος*, pain]. Coccygodynia.

**Coccydynia** (*kok-se-din'-e-ah*). See *Coccygodynia*.

**Coccygalgia** (*kok-sig-al'-je-ah*). See *Coccygodynia*.

**Coccygeal** (*kok-sij'-e-al*) [*κόκκυξ*, coccyx]. Pertaining to the coccyx.

**Coccygectomy** (*kok-sig-ek'-to-me*) [*κόκκυξ*, coccyx; *ἐκτομή*, excision]. Surgical excision of the coccyx.

**Coccygeus** (*kok-sij'-e-us*) [*κόκκυξ*, coccyx]. One of the pelvic muscles. See *Muscles*, *Table of*.

**Coccygodynia** (*kok-sig-o-din'-e-ah*) [*κόκκυξ*, coccyx; *δύνη*, pain]. Pain referred to the region of the coccyx; confined almost exclusively to women who have given birth to children. The pain is due to a rupture or stretching of the ligaments surrounding the coccyx, or to fracture or dislocation of that bone.

**Coccygotomy** (*kok-sig-ol'-o-me*) [*κόκκυξ*, coccyx; *τομή*, a cutting]. Cutting of the coccyx.

**Coccyx** (*kok'-siks*) [*κόκκυξ*, the cuckoo (resembling the bill)]. The last bone of the spinal column, formed by the union of four rudimentary vertebrae. See *Bones*, *Table of*.

**Cochenille** [Fr.]. Same as *Cochineal*.

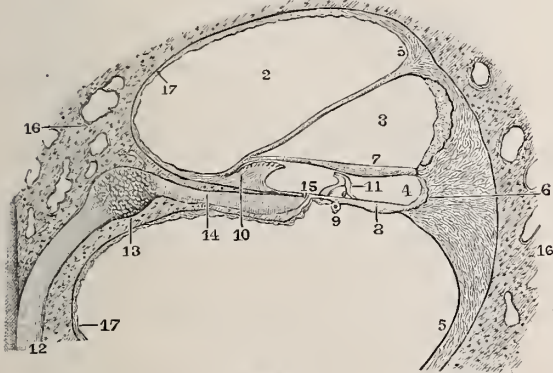
**Cochia** (*ko'-ke-ah*, or *ko'-che-ah*) [L.; of Gr. *κοκκίον*, a pill]. An old, but not obsolete, name for certain drastic and mainly aloetic pills (*pilule cochiæ*). The name *cochia* is now adjectival.

**Cochin China** (*ko'-chin chi'-nah*) [native Asiatic]. A country of lower Asia. **C. Diarrhea**, a form of tropical diarrhea dependent upon the presence in the intestine of a thread-worm, *Anguillula intestinalis*, and its larval offspring. **C. Leg**. Synonym of *Elephantiasis arabum*. **C. Ulcer**, an affection of Cochin China characterized by deep ulceration of the extremities. It is supposed to be the same as *Furunculus orientalis*.



**Cochineal** (*koch'-in-él*, or *koch-in-él'*) [ME., *cut-chaneal*]. The dried insects of a species of plant lice, *Coccus cacti*, parasitic upon a cactus of Mexico and Central America. It contains a rich red coloring-matter, *carmin*, used mainly as a dyeing agent. See *Pigments, Conspectus of*. It is thought to be valuable in infantile whooping-cough. Dose gr.  $\frac{1}{2}$ .

**Cochlea** (*kok'-le-ah*) [κόχλος, a conch-shell]. A cavity of the internal ear resembling a snail-shell. It describes two and a half turns about a central pillar called the *modiolus* or *columnella*, forming the *spiral canal*, about  $1\frac{1}{2}$  inches in length. The latter is divided into three canals or *scalae*—the *scala tympani*, *vestibuli*, and *media*. See also, *Ear*. 2. In botany, a coiled legume, like that of *Medicago*.



COCHLEA.

1. Scala tympani. 2. Scala vestibuli. 3. Anterior or triangular canal. 4. Posterior or quadrilateral canal. 5, 5. Spiral ligament. 6. External spiral sulcus. 7. Membrana tectoria, or membrane of Corti. 8. Membrana basilaris. 9. Spiral vessel. 10. Limbus laminae spiralis. 11. Pillars of Organ of Corti. 12. Branch of cochlear nerve. 13. Ganglion spirale. 14. Branch of cochlear nerve between the lamellae of the lamina spiralis ossea. 15. One of the orifices by which this branch penetrates the canal of Corti. 16. Part of bony cochlea. 17. Lining periosteum. 18. Membrane of Reissner.

**Cochlear** (*kok'-le-ar*) [κόχλος, a conch-shell]. Pertaining or belonging to the cochlea. **C. Nerve**, the nerve supplying the cochlea. See *Nerves, Table of*.

**Cochlear**, or **Cochleare** (*kok'-le-ar*, or *kok-le-a'-re*) [L.: *pl.*, *Cochlearia*]. A spoon; a spoonful. **C. magnum**, a tablespoon; **C. medium**, a dessert-spoon; **C. minimum**, a teaspoon.

**Cochlearia** (*kok-le-ar'-e-ah*). See *Horseradish*.

**Cochleate** (*kok'-le-āt*) [*cochleatus*, spiral]. Spirally coiled, like a snail-shell.

**Cochlitis** (*kok-li'-tis*) [κόχλος, a conch-shell; *itis*, inflammation]. Inflammation of the cochlea.

**Cockroach** (*kok'-rōch*). See *Blatta*.

**Coco** (*ko'-ko*). Synonym of *Yavus*. See *Frambæsia*.

**Coco**, or **Cocoa** (*ko'-ko*) [Port., *cacao*]. See *Cacao* and *Theobroma*. **C.-nut**, the nut of *Cocos nucifera*, a palm-tree of tropical coast-regions. The oil is used as a substitute for cod-liver oil, and in Germany it is employed in pharmacy in the place of lard. **C.-nut Fiber**, coir. The coarse fibrous covering of the nut of the cocoa-palm is largely used in making brooms, brushes, matting, and coarse carpeting. The fiber is coarse, stiff, very elastic, round, and smooth like hair. It also has great tenacity, and is well adapted for cordage. **C.-nut Oil**, *oleum cocois*, is obtained from the dried pulp of the cocoa-nut by expression. It is an oil of the consistency of butter, fusing at from 73° to 80° F. (22.7° to 26.6° C.). When fresh, it is white in color and of sweet taste and agreeable odor, but it

easily becomes rancid. It is easily saponified, even in the cold. It is used in the manufacture of candles and soap.

**Cocomania** (*ko-ko-ma'-ne-ah*). See *Cocainomania*.

**Cocomania** (*ko-ko-ma'-ne-ah*). See *Cocainomania*.

**Cocoölein** (*ko-ko-o'-le-in*) [Port., *cacao*; *oleum*, oil]. A proprietary substitute for cod-liver oil, said to be derived from cocoa-nut oil.

**Cocotte** (*ko-kot'*) [Fr.]. Synonym of *Influenza*.

**Coction** (*kok'-shun*) [*coctio*; *coquere*, to cook]. 1. Digestion. 2. The preparatory alteration that morbid matter undergoes in preparation for its discharge.

**Cod** (*kod'*) [ME., *cod*]. 1. The scrotum. 2. The belly. 3. In the plural, the testes. 4. The *Gadus morrhua*, a fish furnishing a valuable medicinal product. **C.-liver Oil**, an oil derived from the liver of the *Gadus morrhua*, and ranging in color according to the method of its preparation from pale-straw to dark-brown; its specific gravity is .923 to .924 or even .930 at 15° C. The finer qualities are used for medicinal purposes, the darker by tanners and curriers. See *Morrhua*.

**Codamin** (*ko'-dam-in*) [κώδεια, the head; poppy-head; *amin*],  $C_{20}H_{25}NO_4$ . A crystalline alkaloid of opium, isomeric with laudanin. When ferric chlorid is added to it, it assumes a deep-green color.

**Codein** (*ko'-den*) [κώδεια, the poppy-head],  $C_{18}H_{21}NO_3 \cdot H_2O$ . A white, crystalline alkaloid of opium. It is mildly calmative and is serviceable in diabetes mellitus. It is also valuable in ovarian pain. Dose gr. ss-ij. **C. Phosphate**, soluble in water. Similar to morphin in action, but less toxic. Dose, hypodermically, gr. ss. **C. Sulphas**, dose gr.  $\frac{1}{6}$ - $\frac{1}{4}$ . **C. Valerianate**, an antispasmodic and sedative. Dose gr.  $\frac{1}{4}$ .

**Codex** (*ko'-dëks*) [L.: *pl.*, *Codices*]. A pharmacopeia or book of formulæ; specifically, the French pharmacopeia.

**Codie Pine Resin**. See *Covodie-gum*.

**Codonostoma** (*ko-do-nos'-to-mah*) [κώδων, a bell; στόμα, a mouth]. In biology, applied to the oral or disc aperture of certain marine invertebrates, medusæ, etc.

**Cœlminth** (*se'-lel-minth*). See *Celminth*.

**Cœlia** (*se'-le-ah*). See *Celia*.

**Cœliac** (*se'-le-ah*). See *Celiac*.

**Cœliaca** (*se-li'-ak-ah*). See *Celiaca*.

**Cœliadelphus** (*se-le-ad-el'-fus*). See *Celiadelphus*.

**Cœliagra** (*se-le-a'-grah*). See *Celiagra*.

**Cœlialgia** (*se-le-al'-je-ah*). See *Celialgia*.

**Cœlian**, **Cœline** (*se'-le-an*, *se'-lin*). See *Celian*, *Celine*.

**Cœliocyesis** (*se-le-o-si-e'-sis*). See *Celiocyesis*.

**Cœliolymph** (*se'-le-o-limf*). See *Celiolymph*.

**Cœliomyalgia** (*se-le-o-mi-al'-je-ah*). See *Celiomyalgia*.

**Cœlioncus** (*se-le-ong'-kus*). See *Celioncus*.

**Cœlioplegia** (*se-le-o-ple'-je-ah*) [κοιλία, the belly; πλῆγῃ, a stroke]. A synonym of Asiatic cholera.

**Cœliopyosis** (*se-le-o-pi-o'-sis*). See *Celiopyosis*.

**Cœliorrhœa** (*se-le-or-e'-ah*). See *Celiorrhœa*.

**Cœlioschisis** (*se-le-os'-kis-is*). See *Celioschisis*.

**Cœlioscope** (*se'-le-o-skōp*). See *Celioscope*.

**Cœliotomy** (*se-le-ot'-o-me*). See *Celiotomy*.

**Cœlitis** (*se-li'-tis*). See *Celitis*.

**Celodont** (*se'-lo-dont*) [κοῖδος, hollow; ὀδούς, tooth]. Hollow-toothed, as certain lizards—the opposite of *Pleodont*, or solid-toothed.

**Celom**, **Celoma** (*se'-lom*, *se-lo'-mah*). See *Celom*.

**Celophlebitis** (*se-lo-fle-bi'-tis*). See *Celophlebitis*.

**Celophthalmia** (*se-loff-thal'-me-ah*). See *Celophthalmia*.

**Cœlosis** (*se-lo'-sis*). See *Celosis*.

**Cœlosoma** (*se-lo-so'-mah*). See *Celosoma*.

**CelospERM** (*se'-lo-sperm*) [κοῖλος, hollow; σπέρμα, seed]. In biology, a seed so curved as to form a concavity on one of its surfaces.

- Cœlostomia** (*se-lo-sto'-me-ah*). See *Cœlostomia*.
- Cœlumbrella** (*sel-um-brell'-ah*) [*κοῖλος*, hollow; *umbrella*, the disc of aculephs]. In biology, the concave surface of the gelatinous umbrella of *Medusæ*.
- Cœnenchyma** (*se-neng'-kin-ah*) [*κοινός*, common; *ἐγχεῖν*, to infuse]. In biology, the calcified tissue common to the several polyps of a compound Actinozoön.
- Cœnesthesis** (*sen-es-the'-sis*). See *Cœnesthesis*.
- Cœnobium** (*se-no'-be-un*) [*κοινός*, common; *βίος*, life]. In biology, a composite zoöphyte or any colony of independent cells held together by a common investment.
- Cœnoblast** (*se'-no-blást*) [*κοινός*, common; *βλαστός*, a germ]. In biology, the primitive germinal layer, giving rise to the endoderm and mesoderm.
- Cœnocæmum** (*se-ne'-se-un*) [*κοινός*, common; *σῆκος* a dwelling]. In biology, the common dermal system of a polyzoon colony. The polypidom of Johnson.
- Cœnosark** (*se'-no-sark*) [*κοινός*, common; *σάρξ*, flesh]. In biology, Allman's term for the "common living basis by which several polyps in a composite zoöphyte are connected with one another."
- Cœnosteum** (*se-nos'-te-un*) [*κοινός*, common; *ὀστέον*, bone]. In biology, the calcareous ectoderm of hydrocorallines.
- Cœnotype** (*se'-no-tīp*) [*κοινός*, common; *τύπος*, type]. The fundamental type-form of a group.
- Cœnurus** (*se-nūr'-us*) [*κοινός*, common; *οὐρά*, tail]. The larva of *Tenia cœnurus*, Küchenmeister, producing the disease of sheep called staggers. See also *Alternations of Generation*. **C. cerebrealis**, a many-headed hydatid found mainly in the brain and spinal canal of the ox and sheep (mostly in young animals). Occasionally it has been discovered in the muscles of man. It is now known to be the larva of the tape-worm, *Tenia cœnurus*. See *Parasites (Animal)*, *Table of*.
- Cœroulignone** (*se-ru-lig'-nōn*) [*caruleus*, blue; *lignum*, wood],  $C_6H_{16}O_6$ . Cedirret; a derivative of hexa-oxidi-phenyl. It separates as a violet powder when crude wood-spirit is purified on a large scale by means of potassium chromate. It is insoluble in the ordinary solvents, and is precipitated in fine, steel-blue needles, from its phenol solution, by alcohol or ether.
- Coffee** (*kof'-e*). See *Caffea*. **C.-bean, Kentucky**, the popular name for *Gymnocladus canadensis*. **C.-ground Vomit**, the material ejected by emesis in carcinoma and ulceration of the stomach and other gastric conditions. It consists of blood and other contents of the stomach changed by the action of the gastric juice. **C.-tree, Kentucky**. See *Chicot*.
- Coffeinism** (*kof'-e-in-izm*) [*caffea*, coffee]. Excessive habitual use of coffee, or the state of ill-health that results from it.
- Coffer Dam, Barnum's**. See *Rubber Dam*.
- Coffeurin** (*kof-e-u'-rin*) [*caffea*, coffee; *οὐρον*, urine]. A principle said to sometimes be present in urine after the free use of coffee as a beverage or medicine. The urine then has the odor of coffee, and its color is red, brownish, or deep-brown.
- Coffin** (*kof'-in*) [*κόφινος*, a basket]. 1. A case intended to hold the dead body. 2. In farriery, the hollow portion of a horse's hoof. **C.-birth**, post-mortem expulsion of the fetus. **C.-bone**, the last or distal phalanx of a horse's foot.
- Coffinism** (*kof'-in-izm*) [after Dr. Coffin, who advocated it]. A variety of quackery or professed system of medical practice. It resembles so-called Thomsonianism.
- Cogged Breath-sound**. Cog-wheel respiration or breathing. See *Cog-wheel Sound*.
- Cogwheel Breathing or Respiration**. See *Cogwheel Sound and Breath-sounds*. **C. Sound**, a pathologic sound sometimes heard in auscultation of the lungs, due to interruptions in the accession of air to a part; this gives the sound an intermitting character. See *Breath-Sounds*.
- Cohabitation** (*ko-hab-it-a'-shun*) [*con*, together; *habitare*, to dwell]. The living together of a man and woman, with or without legal marriage. Sexual connection.
- Cohen's Method**. A method of inducing premature labor. It consists in injecting fluid into the uterine cavity between the uterine wall and the ovum. See *Treatment, Methods of*.
- Cohesion** (*ko-he'-zhun*) [*coherere*, to stick together]. The force whereby molecules of matter adhere to each other. The "attraction of aggregation."
- Cohn's Fluid**. A fluid culture-medium. It is composed of potassium phosphate, 0.1 gm.; magnesium sulphate, 0.1 gm.; tricalcic phosphate, 0.01 gm.; distilled water, 20 gm.; ammonium tartrate, 0.2 gm.
- Cohnheim's Areas**. See *Area*. **C. Fields**. See *Cohnheim's Areas*. **C. Frog**. See *Salt-frog*. **C. Method**, a method of staining tissues. See *Stains, Table of*. **C. Theory**, a theory as to the origin of tumors; a satisfactory hypothesis, namely, to the effect that all true tumors are due to faulty embryonal development. The embryonal cells do not undergo the normal changes, are displaced, or are superfluous. When the favorable conditions are presented later in life they take on growth, with the formation of tumors of various kinds.
- Cohnstein's Operation**. See *Operations, Table of*.
- Cohobation** (*ko-ho-ba'-shun*) [*cohobare*, to redistil]. 1. Redistillation. 2. Recurrence of disease.
- Cohosh** (*ko'-hosh*) [Am. Ind.]. A name given to several medicinal plants. **C., Black**. See *Cimicifuga*. **C., Blue**. See *Caulophyllum*.
- Coil** (*koil*) [*colligere*, to gather together]. Rings formed by winding, as a wire. **C.-gland**. See *Sweat-gland*. **C., Induction**, rolls of wire in which an electric current is induced by the alternate opening and closing of a circuit. **C., Leiter's**. See *Lleiter's Tubes*. **C., Ruhmkorff**, an induction-coil, or spark-coil.
- Coiling** (*koil'-ing*) [*colligere*, to bind together]. Forming into spirals or rings. **C. of the Cord**. See *Cord*.
- Coincidence** (*ko-in-de-ka'-shun*) [*con*, with; *indicare*, to indicate]. A concurrent indication; a collateral and confirmatory indication. Cf. *Contraindication*.
- Coin-test** (*koin'-test*). See *Bacelli's Sign*, and *Bell-Sound*.
- Coir** (*kīr*) [Tamil, *kayaru*, a rope]. See *Cocanut-fiber*.
- Coiter's Corrugator**. The corrugator supercillii. See *Muscles, Table of*.
- Coition** (*ko-ish'-un*) [*coire*, to come together]. Same as *Coitus*.
- Coitus** (*ko'-it-us*) [*coire*, to come together]. The act of sexual connection. Copulation. **C. Disease**, the venereal disease of the horse. **C. reservatus**, congressus interruptus; incomplete copulation; the incomplete performance of the sexual act; onanism.
- Coix** (*ko'-iks*) [*κόϊξ*, an Egyptian variety of palm]. A genus of coarse monocious grasses. **C. lacrima**, an old-world species of grass, having very large and hard seeds, called *Job's tears*, from which beads are made which are worn as amulets, and are thought to assist the process of dentition when bitten upon by young teething children. The seeds are used locally for lung-troubles and for dropsy. Unof.
- Coke** (*kōk*) [origin uncertain]. The solid product of the carbonization of coal.



**Coko Disease** (*ko'-ko dis-ez'*). A name applied in the Fiji Islands to a disease resembling Yaws.

**Cola** (*ko'-lak*). See *Kola-nut*.

**Colalgia** (*ko-lal'-je-ah*) [*kólon*, the colon; *álgos*, pain]. Pain in the great intestine.

**Colation** (*ko-lal'-shun*) [*colare*, to strain]. The operation of straining.

**Colatorium** (*kol-at-o'-re-um*) [L.]. A sieve, colander, or strainer; used in pharmacy.

**Colature** (*ko'-lat-yúr*) [*colatura*, straining]. In pharmacy, a liquid that has been subjected to colation.

**Colchicine** (*kol-chis-e'-in*) [*κολχικόν*, colchicum],  $C_{17}H_{19}NO_5 \cdot 2H_2O$ . A crystalline decomposition-product of colchicin.

**Colchicin** (*kol'-chis-in*) [*κολχικόν*, colchicum],  $C_{17}H_{19}NO_5$ . An alkaloid of colchicum; it is a pale, brownish-yellow, exceedingly bitter powder, freely soluble in water. It is a very active poison. Its dose is gr.  $\frac{1}{30}$  or  $\frac{1}{2}$  milligram, hypodermatically.

**Colchicum** (*kol'-chik-um*) [*κολχικόν*, colchicum: *gen.*, *Colchici*]. Meadow Saffron. The corm and seed of *C. autumnale*, with properties due to an alkaloid, *colchicin*. It is an emetic, diuretic, diaphoretic, and drastic cathartic. It is valuable in acute gout, and is used with good results in gonorrhea. Dose of the powdered root gr. ij-vij, of the powdered seeds gr. j-v. **C., Extract.** (B.P.). Dose gr. ss-ij. **C., Extract., Aceticum** (B.P.). Dose gr. ss-ij. **C. Rad., Ext.**, dilute acetic acid 35, powdered root 100 parts, water q. s. Dose gr.  $\frac{1}{2}$ -ij. **C. Rad., Ext., Fld.** Dose  $\pi j$ -x. **C. Rad., Vinum**, 40 per cent. in strength. Dose  $\pi j$ -xv. **C. Sem., Ext., Fld.** Dose  $\pi j$ -v. **C. Sem., Vinum**, 15 per cent. in strength. Dose  $\pi x$ -xxx. **C., Tinct.**, prepared from the seed; strength 15 per cent. Dose  $\pi x$ -xxx. **C., Vinum** (B.P.). Dose  $\pi x$ -xxx.

**Colcothar** (*kol'-ko-thar*) [ML.]. A crude sesquioxide of iron; red oxid of iron; a tonic and hemostatic. Unof. See also *Pigments, Conspicuous of*.

**Cold** (*kôld*) [AS., *ceald*]. 1. The comparative want of heat. 2. A term used popularly for coryza and catarrhal conditions of the respiratory tract. Cold is employed largely in various forms as a therapeutic agent, mainly for the purpose of lowering temperature and allaying irritation and inflammation. It may be used in the form of *affusion*, that is, the sudden application of a considerable volume of cold water to the body. This application of the cold douche is contraindicated in all cases of extreme weakness, with feeble pulse. Cold may be used as an anesthetic (see *Anesthetic*); in baths (see *Bath*); in the form of compresses applied over the affected part; in the form of irrigation, especially in the treatment of bruised and injured members; as a lotion, for the purpose of relieving local heat, pain, and swelling; as an injection, in the form of ice-water, into the vagina or rectum, for various conditions; and as the *cold pack*, which is a valuable means of reducing the body-temperature in cases of hyperpyrexia. The patient is wrapped in a sheet wrung out of cold water; as this becomes warm, it is replaced by a fresh cold one, or iced water may be poured upon it, or lumps of ice placed upon and around it. When the temperature is reduced the wet sheet should be removed and a light covering applied, but not a blanket. This is not as efficacious as the cold bath. Cold may be applied in the dry form by means of the *ice-cap* or *bladder*, an india-rubber bag filled with ice, snow, or a freezing mixture. **C. Abscess.** See *Abscess*. **C.-blooded.** See *Poikilothermic*. **C. on the Chest**, bronchial catarrh, *q. v.* **C. Coil.** See *Leiter's Coils*. **C. Cream.** See *Rosa*. **C. Freckles.** See *Lentigo*. **C. Pack.** See *Cold*. **C. Plague.** Synonym of

*Cerebro-spinal Meningitis*. **C. Sore**, same as *Fever-blister*. **C. Spots.** See *Temperature Sense*. **C.**

**Stroke**, a condition, the analogue of heat-stroke, in which from excessive cold the patient is suddenly overcome and falls into a comatose state, shortly followed, as a rule, by death. **C. Test**, a test applied chiefly to lubricating oils to determine the point at which the oil begins to congeal, and ceases to flow.

**Colectomy** (*ko-lek'-to-me*) [*κόλον*, colon; *ἐκτομή*, cutting out]. Excision of a portion of the colon.

**Coleitis** (*col-e-i'-tis*) [*κολεός*, sheath; *ιτις*, inflammation]. Vaginitis.

**Coleocele** (*kol'-e-o-sēl*) [*κολεός*, sheath; *κλήη*, tumor]. Vaginal tumor or hernia.

**Coleophyl** (*kol'-e-o-fil*) [*κολεός*, sheath; *φύλλον*, leaf]. In biology, the investing sheath of the monocotyledonous plumule.

**Coleoptosis** (*kol-e-op-to'-sis*) [*κολεός*, sheath; *πτῶσις*, a fall]. Prolapse of the vaginal wall.

**Coleorhiza** (*kol-e-or-i'-zah*) [*κολεός*, sheath; *ρίζα*, root]. In biology, a sheath that envelops the radicle in some embryos and through which roots penetrate when the seed germinates.

**Coleorrhixis** (*kol-e-or-eks'-is*) [*κολεός*, a sheath; *ῥήξις*, a rupture]. Rupture of the vagina.

**Coleostegnosis** (*kol-e-o-steg-no'-sis*) [*κολεός*, a sheath; *στέγνωσις*, a constriction]. Contraction or atresia of the vagina.

**Colic** (*kol'-ik*) [*colicus*, κωλικός, pertaining to the colon].

1. Pertaining to the colon. 2. A severe gripping pain in the bowels or adjacent organs, as, *e. g.*, *hepatic*, *nephritic*, etc. In intestinal colic the pains radiate over the abdomen from the region of the umbilicus. The belly is usually distended (save in *Lead-colic*, *q. v.*), and pressure will usually relieve the pain. Colic may be due to irritation from the intestinal contents, a diseased condition of the bowel-wall, reflex irritation from other abdominal viscera, and general blood-poisoning. **C. of the Antilles**, an endemic form of colic somewhat resembling lead-colic. **C. Arteries.** See *Arteries, Table of*. **C., Biliary.** See *Gall-stones*. **C., Bilious.** See *C., Endemic*. **C., Copper**, a colic or pain in the intestinal canal seen in workers in copper, and differing from lead colic in being attended with extreme prostration and diarrhea. The duration is short and the prognosis favorable. **C., Cramp.** See *Cramp*. **C., Devonshire.** Synonym of *C., Lead*. **C., Dry.** See *C., Endemic*. Also a synonym of *C., Lead*. **C., Endemic**, a variety of colic occurring epidemically in some of the inter-tropical countries. Its symptoms resemble those of lead-colic. It is not accompanied by any constant lesion; it lasts from eight to fifteen days and may end in general paralysis and death, or it may become chronic. Relapses are frequent. **C., Hill.** See *Hill Diarrhea*. **C., Horn.** Synonym of *Priapism*. **C., Lead**, or **C., Saturnine**, or *Colica Pictonum*, *painter's colic*, is that due to lead-poisoning. It is common among those who use or work with lead. It is characterized by excruciating abdominal pain, a hard and retracted condition of the abdomen, slow pulse, and increased arterial tension. **C., Madrid.** Synonym of *C., Lead*. **C., Meconial**, the colic of the new-born. **C., Menstrual**, the pain of menstruation. **C., Mucous.** See *Enteritis, Pseudo-membranous*. **C., Nervous.** See *C., Endemic*. **C., Normandy.** Synonym of *C., Lead*. **C. of Poitou.** Synonym of *C., Lead*. **C. Root.** See *Aletris* and *Dioscorea*. **C., Sailors'**, a form of colic common among sailors. **C. of Surinam.** Synonym of *C., Lead*. **C., Uterine**, colic-like pains experienced at the menstrual epochs, often coming on in paroxysms.

**C.**, West Indian. Synonym of *C.*, Lead. **C.**, Zinc, a form of colic due to chronic zinc-poisoning. **Colica** (*kol'-ik-ah*) [L.]. Colic. **C. pictonum** (literally, colic of the people of Poitou), lead-colic. Painters' Colic. See *Colic*, Lead. **C. pituitosa**. Synonym of *Enteritis*, Pseudo-membranous. **C. scortorum**, a pain in the pelvis of youthful prostitutes, symptomatic of the ovarian disease that results from their unnatural sexual relations. It is due probably to a pyosalpinx.

**Colicodinia** (*kol-ik-o-din'-e-ah*). Pain in the large intestine.

**Colicoplegia** (*kol-ik-o-ple'-je-ah*) [*κολικός*, pertaining to the colon; *πληγή*, a stroke]. Paralysis of the intestines. Also a synonym of *Lead-colic*.

**Colitis** (*ko-lit'-tis*) [*κόλον*, the large intestine; *τις*, inflammation]. Inflammation of the colon. See also *Dysentery*. **C.**, Mucous. See *Enteritis*, Pseudo-membranous. **C.**, Pellicular. A synonym of *Membranous Enteritis*.

**Collagen** (*kol'-aj-en*) [*κόλλα*, glue; *γεννάειν*, to produce]. A substance existing in various tissues of the body, especially bone and cartilage; it is converted into gelatin by boiling.

**Collapse** (*kol-aps'*) [*collabere*, to fall together]. Extreme depression and prostration from failure of nervous force, as in cholera, shock, hemorrhage, etc. **C. of Lung**, return of a portion or the whole of a lung to its fetal or airless condition from some mechanical hindrance to the entrance of air. It is characterized by dyspnea, with more or less cyanosis, and is mainly encountered in broncho-pneumonia. **C.**, Parturient, parturient apoplexy; vitular or vitulary fever; puerperal fever in cows.

**Collapsing** (*kol-aps'-ing*) [*collabere*, to fall together]. Suddenly breaking down. **C. Pulse**. See *Corrigan's Pulse*.

**Collapsus** (*kol-aps'-us*) [L.]. Collapse. **C. corneæ**, entire collapse of the cornea.

**Collar** (*kol'-ar*) [ME., *coler*]. Something worn about the neck. **C.**, Adjusting, in microscopes, a ring or collar acting on a screw to increase or decrease the distance between the systems of lenses of an objective. **C.-bone**. See *Clavicle*. **C.-cell**, in biology, a flagellate cell having the base of the flagellum surrounded by a collar-like extension of the cell-wall. **C.-crown**, in dentistry, an artificial crown, to be engrafted on a natural root, attached to which is a gold collar which encircles the exposed portion of the root, and is soldered to the lining or backing that holds the dowel, or to the dowel by means of a disc between the base of the artificial crown and the natural root.

**Collateral** (*kol-at'-er-al*) [*con*, together; *lateralis*, of the side]. 1. Accessory or secondary; not direct or immediate. 2. One of the first branches of an axis cylinder passing at right angles.

**Collecting Tubes of the Kidney**. A name given to the ducts discharging into the calices of the kidneys.

**Collector** (*kol-ek'-tor*) [*collectare*, to collect]. A device by which any number of cells may be taken from or added to an electric current.

**Collenchyma** (*kol-eng'-kim-ah*) [*κόλλα*, glue; *ἐγχυμα*, an infusion]. In biology, applied to a modified plant-parenchyma in which the cells are thickened at the angles, and swell in water to a glue-like mass.

**Collenchyme** (*kol-eng'-kim*) [*κόλλα*, glue; *ἐγχυμα*, an infusion]. In biology, a colorless gelatinous matrix in which are embedded the collenchytes of sponges.

**Collencyte** (*kol'-en-sit*) [*κόλλα*, glue; *έν*, in; *κύτος*, cell]. In biology, the branched connective-tissue cells embedded in the collenchyme of sponges.

**Colles' Fascia**. The deep layer of the perineal

fascia. It is attached to the base of the triangular ligament, to the anterior lips of the rami of the pubes and ischia laterally, and anteriorly it is continuous with the fascia of the scrotum. **C. Fracture**. See *Fracture*, and *Diseases*, Table of. **C. Law**. See *Law*. **C. Ligament**. See *Ligament*. **C. Operation**. See *Operations*, Table of.

**Collet** (*kol'-et*) [Fr.; *collum*, the neck]. A neck or collar. A term applied by some writers on dental anatomy to the neck of a tooth.

**Colleterium** (*kol-et-e'-re-um*) [*κόλλητός*, glued together]. In biology, a gland in certain insects that secretes a viscid substance for gluing the ova together.

**Colletic** (*kol-et'-ik*) [*κόλλητικός*; *κόλλα*, glue]. Gluey; promoting surgical union in wounds.

**Colletocystophore** (*ko-lét-o-sis'-to-for*) [*κόλλητής*, one who glues; *κύστις*, bladder; *φέρειν*, to bear]. In biology, marginal bodies found in lucernarian hydrozoans.

**Colliculus** (*kol-ik'-u-lus*) [dim. of *collis*, hill: *pl.*, *Colliculi*]. Any eminence of the cerebral parietes. The colliculi are the caudatum, hippocamp, calcar, collateral eminence, occipital eminence, and amygdaline eminence.

**Collidin** (*kol'-id-in*) [*κόλλα*, glue],  $C_8H_{11}N$ . A name given to Nencki's ptomaine-base, isomeric but not identical with aldehyd-collidin. The ptomaine was obtained from pancreas and gelatin allowed to putrefy together in water. Its constitution is still unknown. The free base is oily, and possesses a peculiar, agreeable odor. Nencki believed it an aromatic base. Its physiologic action appears to be doubtful, but an isomer of it discovered in ox-blood fibrin and in putrefied jelly-fish has a poisonous effect resembling that of curara. Frogs poisoned by the isomer emit an orange-flower odor. Nencki's collidin is isomeric with collidin obtained from coal-tar.

**Collier's Lung**. Synonym of *Anthraxosis*.

**Collilongus** (*kol-e-long'-gus*) [*collum*, neck; *longus*, long]. The muscle called longus colli. See *Muscles*.

**Collimator** (*kol'-im-a-tor*) [*collimare*, to aim at]. The receiving telescope of a spectroscope.

**Collin's Black**,  $C_8H_5N$ . A name for Anilin Black, employed in staining microscopic sections.

**Collinsonia** (*kol-in-so'-ne-ah*) [after Peter Collinson, an English gentleman]. A genus of labiate herbs. **C. canadensis** (stone-root, heal-all), is a coarse plant with a disagreeable smell; it has useful tonic, diuretic, and diaphoretic properties. Dose gr. xv-lx in decoction; of the fluid extract  $\mathfrak{M}\text{x}-\mathfrak{J}$ ; of the tincture (1 in 10)  $\mathfrak{J}\text{ss}-ij$ .

**Collinsonin** (*kol-in-so'-nin*) [*Collinsonia*]. A precipitate from the tincture of the root of *Collinsonia canadensis*. It is tonic, diaphoretic, resolvent, and diuretic. Dose 2 to 4 grains. Unof.

**Colliquation** (*kol-ik-wa'-shun*) [*con*, together; *liquare*, to melt]. The liquefaction or breaking down of a tissue or organ.

**Colliquative** (*kol-ik'-wa-tiv*) [*con*, together; *liquare*, to melt]. Exhausting; enfeebling; copiously profuse or excessive; marked by excessive fluid discharge. **C. Diarrhea**, a profuse watery diarrhea. **C. Necrosis**, a high degree of inflammatory process in the tissues, with active movement of the leucocytes toward the central focus and rapid breaking down of the tissues, forming an abscess-cavity. **C. Sweat**, a profuse, clammy sweat.

**Collocystis** (*kol-o-sis'-tis*) [*κόλλα*, glue; *κύστις*, cysts]. A gelatin capsule to facilitate the swallowing of a drug.

**Collodion** (*kol-o'-de-on*) [*κόλλωδης*, glue-like]. See *Pyroxylin*.



**Collodium** (*kol-o'-de-um*). See *Pyroxylin*.

**Colloid** (*kol'-oid*) [*κόλλα*, glue]. 1. A non-crystallizable and generally insoluble organic substance. See *Dialysis*. 2. A mobile pathologic material, jelly-like, firmer than mucus, and differing in its reactions from albumin and from lardacein. 3. Having the nature of glue. 4. In chemistry, amorphous and non-crystalline. **C. Cancer**. See *Cancer*. **C. Degeneration of the Skin**, a rare disease, occurring chiefly on the upper part of the face, in the form of small, glistening, translucent, flatish elevations, and yielding by pressure a small, jelly-like mass. **C. Milium**. See *Milium*.

**Colloma** (*kol-o'-mah*) [*κόλλα*, glue; *δμα*, a tumor: *pl.*, *Collomata*]. A cystic tumor containing a gelatiniform, amorphous, and non-vascular substance.

**Collonema** (*kol-o-ne'-mah*) [*κόλλα*, glue; *νήμα*, tissue: *pl.*, *Collonemata*]. Myxoma, or myxosarcoma.

**Collum** (*kol'-um*) [L.]. The neck; especially the anterior part of the neck. **C. distortum**. Synonym of *Torticollis*.

**Collunarium** (*kol-un-a'-re-um*) [L.]. A nasal douche.

**Collyrium** (*kol-i'-e-um*) [*κολλῦριον*, an eye-salve: *pl.*, *Collyria*]. An astringent, antiseptic, or medicinal lotion for the eyes. More rarely, a vaporous or gaseous medicament for application to the eyes, or even a powder, or solid, to be used in treating the eye topically, is called a collyrium. (Anciently, any suppository or medicated bougie was thus called.) **C. adstringens luteum**. See *Graefe's Collyrium* and *Horst's Eye-water*.

**Coloboma** (*kol-o-bo'-mah*) [*κολοβέειν*, to mutilate: *pl.*, *Colobomata*]. A cleavage or fissure of parts of the eye, of congenital or traumatic origin. *Congenital C.* are due to imperfect closure of fissures during fetal development. **C., Bridge**, a variety in which the pupil is separated from the coloboma by a narrow thread of iris-tissue that stretches like a bridge from one pillar of the coloboma to the other.

**Colocentesis** (*kol-o-sen-te'-sis*) [*κόλον*, colon; *κέντησις*, puncture]. Surgical puncture of the colon.

**Colocleisis** (*kol-o-klī'-sis*) [*κόλον*, colon; *κλείσις*, closure]. Occlusion of the colon.

**Colocynth** (*kol'-o-sinth*). See *Colocynthus*.

**Colocynthein** (*kol-o-sin'-the-in*) [*κολοκυνθίς*, colocynth],  $C_{44}H_{64}O_{13}$ . A resinous decomposition-product of colocynthin.

**Colocynthin** (*kol-o-sin'-thin*) [*κολοκυνθίς*, colocynth],  $C_{56}H_{84}O_{23}$ . The active principle of colocynth; an extract, or a yellow amorphous, neutral, exceedingly bitter powder, soluble in water and alcohol, but not in ether. It is an irritant hydragogue cathartic. Dose gr.  $1\frac{1}{4}$  to 1. Unof.

**Colocynthis** (*kol-o-sin'-this*) [*κολοκυνθίς*, colocynth]. Colocynth. The fruit of *Citrullus colocynthis*, from which the seeds and rind have been rejected. Its properties are due to a bitter glucosid, *colocynthin*,  $C_{56}H_{84}O_{23}$ , the dose of which is gr.  $\frac{1}{20}$ — $\frac{1}{5}$ . It is a tonic and astringent purgative, and is used mainly as an ingredient of compound cathartic pills. It is somewhat useful in colic, sciatic rheumatism, and neuralgia. **C., Ext.**, alcoholic. Dose gr.  $\frac{1}{2}$ —ij. **C., Ext., Comp.**, contains colocynth extract 16, aloes 50, cardamom 6, resin of scammony 14, soap 14, alcohol 10. Dose gr. v—xx. **C., Pilula Comp.** (B. P.) contains colocynth, aloes, scammony, sulphate of potassium and oil of cloves. Dose gr. v—x. **Pilulæ Catharticæ Comp.**, compound cathartic pills; contain each, comp. ext. of colocynth gr. 1.3, abstract jalap gr. j, calomel gr. j, gamboge gr.  $\frac{1}{4}$ . Dose j—ij pills. **Pil. catharticæ vegetabiles**, contain colocynth, hyoscyamus, jalap, leptandra, resin of podophyllum, oil of peppermint. **Pil. colocynth et hyoscyam.**

Dose gr. v—x. **Laville's Anti-gout Remedy**, contains colocynthin 2½, quinin, cinchonin aa 5, Spanish wine 800, alcohol 100, water 1000 parts.

**Colocynthitin** (*kol-o-sin'-thit-in*) [*κολοκυνθίς*, colocynth]. A crystalline, tasteless, inactive principle of colocynth.

**Colo-enteritis** (*kol-o-en-ter-i'-tis*) [*κόλον*, colon; *έντερον*, an intestine; *ιτις*, inflammation]. Inflammation of the small and large intestine. See *Enterocolitis*.

**Cologne** (*kol-on'*). See *Spiritus odoratus*. **C. Spirit**, rectified commercial alcohol. **C. Glue**. See *Glue*. **C.-water**, aqua cologniensis. See *Spiritus odoratus*. **C.-water Habit**, the use of cologne-water as a drink for the purpose of experiencing the effects of the alcohol which it contains.

**Colognese** (*kol-on-ēs'*). Same as *Umber*.

**Colomba, Colombo** (*kol-om'-bah*, *kol-om'-bo*). See *Calumba*.

**Colomiatti, Bacillus of**. See *Bacteria*.

**Colon** (*kol'-lon*) [*κόλον*, *κῶλον*, the colon]. The second and principal part of the large intestine. In the various parts of its course it is known as the *ascending C.*, the *transverse C.*, the *descending C.*, and the *sigmoid flexure*.

**Colonia** (*ko-lon-i'-ah*). Synonym of *Dysentery*.

**Colonic** (*ko-lon'-ik*) [*κόλον*, the colon]. Pertaining to the colon.

**Colonitis** (*ko-lon-i'-tis*). See *Colitis*.

**Colony** (*kol'-o-ne*) [*colonia*, a colony]. A collection or assemblage, as of microorganisms in a special culture. **C. Treatment**, for the insane. See *Gheel System*.

**Colophony Resin** (*kol'-o-fo-ne*) [*κολοφόν*, a city of Ionia]. Rosin. The solid residue left on distilling off the volatile oil from crude turpentine. Rosin is a brittle, tasteless, very friable solid, of smooth, shining fracture, specific gravity about 1.08. It softens at 80° C. (176° F.), and fuses completely to a limpid, yellow liquid at 135° C. (275° F.). It is insoluble in water, with difficulty soluble in alcohol, freely soluble in ether, acetone, benzene, and fatty oils. See *Resin*.

**Coloproctia** (*kol-o-prok'-te-ah*) [*κόλον*, colon; *πρωκτός*, anus]. The formation of an artificial colonic anus.

**Colopuncture** (*kol-o-punk'-chur*) [*κόλον*, colon; *punctura*, puncture]. Same as *Colocentesis*.

**Coloquintida** (*kol-o-quin'-tid-ah*) [ML.]. An old name for colocynth.

**Color** (*kull'-er*) [*color*, color]. The differences in the appearance of a thing seen, other than those due to form and relief. The tint or hue of an object, dependent upon the number of vibrations of the ethereal stimulus. See *Pigment*. **C.-blindness**. See *Blindness*. **C., Complementary**, any color that added to another color, or to a mixture of colors, produces white. **C.-contrast**, any two colors that, when mixed, supplement the prevailing tone of the light. **C.-cure**, the supposed therapeutic effect of exposure to variously colored light. **C.-hearing**, the excitation of the visual center for color through the auditory nerve; the perception of sound photisms. See *Photism*. **C.-image**, an image of a highly-colored object lighted with so wide an aperture that the refraction-images are drowned in the light. **C.-sensation**, depends on the number of vibrations of the ether, the same as the pitch of a note depends on the number of vibrations of the sounding body. *Hering's Theory of C.-s* predicates disassimilation and assimilation (decomposition and restitution) of the visual substance in vision—white, red, and yellow representing the sensation of disassimilation, black, green, and blue that of restitution. The *Young-Helmholtz Theory* assumes three

kinds of nerve-elements corresponding to the three primary colors. Stimulation of the first develops red, of the second, green, of the third, violet. See *Photism*. **C.-sense**, the faculty by which the various colors are distinguished. **C.-top**, a top containing on the sectors of its disc a number of colors to be "mixed" by rapid whirling. **Colors, Mixed**, those produced when the retina is excited by two or more simple colors. **C., Saturated**, those containing little or no white. **C., Simple**, those of the spectrum.

**Colorectitis** (*ko-lo-rek-ti'-tis*) [κόλον, colon; *rectus*, straight; *ιτις*, inflammation]. Inflammation of the colon and rectum. Also, a synonym of *Dysentery*.

**Colorectostomy** (*ko-lo-rek-tos'-to-me*) [κόλον, colon; *rectus*, straight; στόμα, a mouth]. The surgical establishment of a passage between the colon and the rectum.

**Colorimeter** (*kull-or-im'-et-er*) [*color*, color; μέτρον, measure]. An instrument for determining the quantity of coloring matter in a mixture, as in the blood. See *Hemochromometer*.

**Colorin** (*kull'-or-in*) [*color*, color]. An alcoholic extract of madder. See *Pigments*, *Conspectus of*.

**Coloring** (*kull'-or-ing*) [*color*, color]. A tint or combination of colors. **C. Matters**. See *Pigments*, *Colors*, and *Dye-stuffs*.

**Colostomy** (*ko-lot'-o-me*) [κόλον, colon; στόμα, opening]. 1. The formation of an artificial anus by an opening into the colon; coloproctia. 2. Any surgical operation upon the colon that makes a permanent opening into it, whether internal or external.

**Colostration** (*kol-os-tra'-shun*) [*colostrum*, the first milk after delivery]. A disease or illness of young infants ascribed to the effects of the colostrum.

**Colostic** (*kol-os'-trik*) [*colostrum*, the first milk after delivery]. Relating to colostrum.

**Colostrous** (*kol-os'-trus*) [*colostrum*, the first milk after delivery]. Of the nature of or containing colostrum.

**Colostrum** (*kol-os'-trum*) [L.]. The first milk from the mother's breasts after the birth of the child. It is laxative, and assists in the expulsion of the meconium.

**C. Corpuscles**, small microscopic bodies contained in the colostrum. They are the epithelial cells of the mammary glands, full of oil globules. After about the third day these cells burst and set free the fat globules before they leave the gland, and in this way the true milk is formed.

**Colotomy** (*ko-lot'-o-me*) [κόλον, colon; τέμνειν, to cut]. Incision of the colon, either *abdominal*, *lateral*, *lumbar*, or *inguinal*, according to the region of entrance.

**Colotyphus** (*kol-o-ti'-fus*) [κόλον, colon; τυφός, smoke]. Enteric fever with involvement of the colon. Also a synonym of *Dysentery*.

**Colpalgia** (*kol-pal'-je-ah*) [κόλπος, vagina; άλγος, pain]. Vaginal pain or neuralgia.

**Colpaporrhaxis** (*kol-pap-or-reks'-is*) [κόλπος, vagina; από, from; ρήξις, a tearing, or breakage]. Severance of the cervix from the body of the uterus.

**Colpatresia** (*kol-pat-re'-se-ah*) [κόλπος, vagina; ἀτρητος, not perforated]. Occlusion or atresia of the vagina.

**Colpectasia** (*kol-pek-ta'-se-ah*) [κόλπος, vagina; έκτασις, a stretching out]. Vaginal dilatation.

**Colpedema** (*kol-ped-e'-mah*) [κόλπος, vagina; οίδημα, swelling]. Edema of the vagina.

**Colpempyrraxis** (*kol-pek-fraks'-is*) [κόλπος, vagina; ἐμπαύρις, a stoppage]. Obstruction of the vagina.

**Colpeurynter** (*kol-pu-riut'-ter*) [κόλπος, vagina; εὐρίνεναι, to widen]. An inflatable bag or sac used for dilating the vagina.

**Colpeuryxis** (*kol-pu'-ris-is*) [κόλπος, vagina; εὐρίνεναι, to dilate]. Vaginal dilatation, especially that effected by the colpeurynter.

**Colpitis** (*kol-pi'-tis*) [κόλπος, vagina; *ιτις*, inflammation]. Inflammation of the vagina.

**Colpocele** (*kol'-po-sel*, or *se'-le*) [κόλπος, vagina; κηλή, tumor]. Hernia or tumor in the vagina.

**Colpocleisis** (*kol-po-kli'-sis*) [κόλπος, vagina; κλείσις, a closure]. The surgical closure of the vagina.

**Colpocystic** (*kol-po-sis'-tik*) [κόλπος, vagina; κύστις, bladder]. Relating to the vagina and the bladder; vesico-vaginal.

**Colpocystitis** (*kol-po-sis-ti'-tis*) [κόλπος, vagina; κύστις, bladder; *ιτις*, inflammation]. Inflammation of the vagina and the bladder.

**Colpocystocele** (*kol-po-sis-to-sel*) [κόλπος, vagina; κύστις, a bladder; κηλή, a tumor]. A hernia of the bladder into the vagina, with prolapse of the anterior vaginal wall.

**Colpocystosyrinx** (*kol-po-sis-to-sir'-ingks*) [κόλπος, vagina; κύστις, cyst; σφύριξ, pipe]. Vesico-vaginal fistula.

**Colpocystotomy** (*kol-po-sis-to-to'-me-ah*). See *Colpocystotomy*.

**Colpocystotomy** (*kol-po-sis-to'-o-me*) [κόλπος, vagina; κύστις, bladder; τομή, a cut]. Surgical incision of the bladder through the vaginal wall.

**Colpohyperplasia** (*kol-po-hi-per-pla'-ze-ah*) [κόλπος, vagina; ὑπέρ, over; πλάσσειν, to form]. Hyperplasia of the vagina.

**Colpo-hysterectomy** (*kol-po-his-ter-ek'-to-me*) [κόλπος, vagina; ὑστέρα, womb; ἐκτομή, excision]. Removal of the uterus through the vagina.

**Colpo-hysterotomy** (*kol-po-his-ter-ot'-o-me*) [κόλπος, vagina; ὑστέρα, womb; τομή, section]. Surgical incision of the vagina and uterus.

**Colpoleukorrhea** (*kol-po-lu-kor-e'-ah*) [κόλπος, vagina; λευκός, white; ῥέειν, to flow]. Vaginal leucorrhea.

**Colpo-myotomy** (*kol-po-mi-o-mot'-o-me*) [κόλπος, vagina; μῦς, a muscle; τέμνειν, to cut]. Vaginal myotomy.

**Colpopathy** (*kol-pop'-a-the*) [κόλπος, vagina; πάθος, illness]. Any disease of the vagina.

**Colpoperineoplasty** (*kol-po-per-in-e'-o-plas-te*) [κόλπος, vagina; περίνεον, the perineum; πλάσσειν, to form]. Plastic operation for abnormality of the vagina and perineum.

**Colpoplastic** (*kol-po-plas'-tik*) [κόλπος, vagina; πλάσσειν, to form]. Relating to colpoplasty.

**Colpoplasty** (*kol'-po-plas-te*) [κόλπος, vagina; πλάσσειν, to form]. Plastic surgical operation upon the vagina.

**Colpopptosis** (*kol-pop-to'-sis*) [κόλπος, vagina; πτώσις, a falling]. Prolapse of the vagina.

**Colporrhagia** (*kol-por-a'-je-ah*) [κόλπος, vagina; ῥηγνύναι, to burst forth]. Vaginal hemorrhage.

**Colporrhaphy** (*kol-por-a'-fe*) [κόλπος, vagina; ραφή, seam]. Suture of the vagina.

**Colporrhea** (*kol-por-e'-ah*) [κόλπος, vagina; ροία, a flow]. Vaginal leucorrhea; a mucous discharge from the vagina.

**Colporrhaxis** (*kol-por-ek'-sis*) [κόλπος, vagina; ρήξις, rupture]. Laceration or rupture of the vagina.

**Colpostegnosis** (*kol-po-steg-no'-sis*) [κόλπος, vagina; στέγνωσις, closure]. Same as *Colpostenosis*.

**Colpostenosis** (*kol-po-ste-no'-sis*) [κόλπος, vagina; στενός, narrow]. Stenosis or constriction of the vagina.

**Colpotomy** (*kol-po'-to-me*) [κόλπος, vagina; τομή, a cutting]. Surgical or obstetric incision of the vagina.

**Colpoxerosis** (*kol-po-ze-ro'-sis*) [κόλπος, vagina; ξερός, dry]. Morbid dryness of the vagina.

**Colt-ill** (*kolt'-il*). See *Strangles*.

**Coltsfoot** (*koltz'-foot*). The leaves of *Tussilago farfara*, a demulcent and tonic, sometimes prescribed for chronic cough. Dose of decoction, ʒj to Oj, a tea-cupful; of fld. ext. ʒj-ij. Unof.

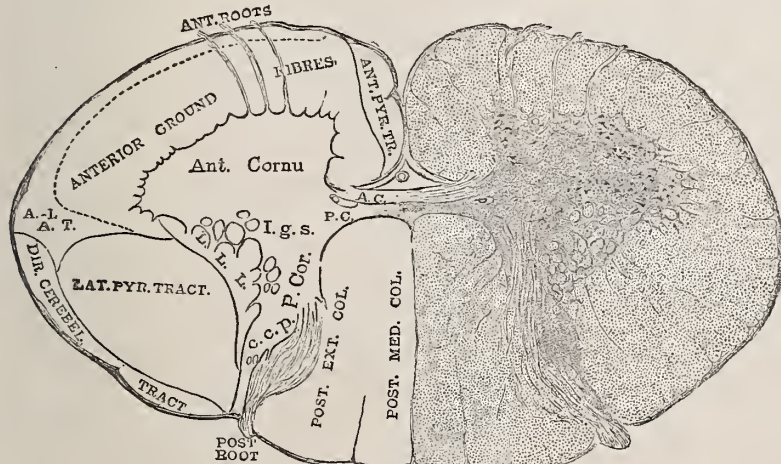


**Columbin** (*kol-um'-bin*). An active principle of *Calumba*. It is a colorless crystalline substance of excessively bitter taste and neutral reaction.

**Columbo** (*kol-um'-bo*). See *Calumbo*.

**Columella** (*kol-u-mel'-ah*) [L., a little column]. 1. The column-like rod of birds and reptiles, a part of the organ of hearing, corresponding to the stapes of the higher animals. 2. The modiolus or central axis of the cochlea of the human ear. See *Cochlea* and *Modiolus*. **C. res dentes**; the cuspid teeth are so called from their shape.

**Column** (*kol'-uni*) [*columna*, a column]. A pillar or column. Applied to sundry column-like organs of the body, and especially to certain parts of the spinal cord. **C., Anterior**, the layer of white matter in either half



COLUMNS OF SPINAL CORD.

A. C. Anterior commissure. P. C. Posterior commissure. I. G. S. Intermediate gray substance. P. cor. Posterior cornu. c. c. p. Caput cornu posterioris. L. L. L. Lateral limiting layer. A.-L. A. T. Antero-lateral ascending tract, which extends along the periphery of the cord. (*Gowers*.)

of the spinal cord included between the anterior horn and anterior nerve-roots, and the anterior median fissure. It contains the anterior or direct pyramidal tract, a portion of the antero-lateral ascending tract, and a portion of the anterior ground-fibers. **C., Antero-lateral Ascending**. See *C. of Gowers*. **C. of Burdach**, the postero-external column of the cord. **C. of Clarke**, a column of gray substance occupying the region to the outer and posterior part of the central canal of the spinal cord, at the inner part of the base of the posterior cornu. It is most marked in the dorsal region, and contains fusiform cells, some furnished with axis-cylinder processes. It is also called the posterior vesicular column of the cord. **C., Direct Cerebellar**, in the spinal cord, is situated outside of the lateral pyramidal tract, and ventrad of the Spitzka-Lissauer column. It is sensory or afferent. **C., Dorso-mesal**, a name for the postero-median column of the spinal cord and medulla oblongata. **C. of Goll**, the postero-median column of the spinal cord. **C., Gowers'**, in the spinal cord, a bunch of fibers lying in front of the direct cerebellar tract and reaching around upon the periphery of the anterior pyramidal tract. It is probably a sensory column containing the nerves of pain and temperature. **C., Lateral**, the layer of white matter in either half of the spinal cord included between the posterior horn and posterior nerve-roots, and the anterior horn and anterior nerve-

roots. It contains the lateral pyramidal tract, the direct cerebellar tract, and the greater part of the anterior ground-fibers and antero-lateral ascending tract. **C. of Morgagni**, vertical folds of the rectal mucous membrane seen at the point of union of the latter with the skin of the anus. They diminish, but are not entirely effaced, when the bowel is distended. Between their lower ends little arches are sometimes found stretching from one to the other, forming pockets of skin and mucous membrane. These are the *sinus* of *Morgagni*; they are more developed in old people. **C., Posterior**, a collection of white-matter situated in the spinal cord on either side between the posterior horns and posterior nerve-roots, and the posterior median fissure. It is divided into two parts by the

imperfect intermediate septum, a narrow "postero-median column," and a wide "postero-external column." **C., Postero-external**, the outer wider division of the posterior column of the cord; the column of Burdach. **C., Postero-median**, the median division of the posterior column of the cord; the column of Goll. **C. of Rolando**, an eminence on the lateral border of the medulla oblongata. **C. of Spitzka-Lissauer**, in the spinal cord a group of nerve-fibers lying just in front and just behind the posterior horns or cornua. **C., Posterior-vesicular**. See *Column of Clarke*. **C. of Türck**, the anterior or direct pyramidal tract. **Columns of the External Abdominal Ring**, the free borders of the aponeurosis of the external oblique muscle.

**Columna** (*kol-um'-nah*) [L.]. A column or pillar. **C. bertini**, that part of the cortical structure of the kidneys that separates the sides of any two pyramids, and through which the arteries and nerves enter, and the veins and lymphatics emerge. **C. nasi**, the antero-posterior septum between the nostrils. **C. vertebralis**, the spinal column. **Columnæ carneæ**, muscular columns projecting from the inner surface of the cardiac ventricles.

**Colytic** (*ko-lit'-ik*) [κολυτικός, preventive]. Preventive; inhibitory; caused by an obstruction; antiseptic. **Coma** (*ko'-mah*) [κόμη, the hair of the head]. In biology, any tuft, as the top of a pineapple, the hairs on the end of a seed, etc.

**Coma** (*ko'-mah*) [κόμα, deep sleep]. Abnormally deep and prolonged sleep, with the cerebral functions in abeyance; it is due to many conditions affecting the cerebrum directly or indirectly. The well-marked form is characterized by stertorous breathing, relaxation of the sphincters, lividity of the face, and loss of parallelism of the optic axes. **C., Alcohol**, that due to poisoning by alcohol. **C., Apoplectic**, that due to apoplexy. **C. diaceticum**, a form of coma occurring in carcinoma of the stomach and in diabetes. It is due to the presence of diacetic acid in the system. It is also called *Diabetic coma*. **C. Kussmaul's**. See *Kussmaul*. **C., Uremic**, that due to uremia. **C. Vigil**, a comatose

condition in which the patient lies with open eyes, but unconscious and delirious. This is occasionally met with in typhoid and typhus fevers, and in delirium tremens.

**Comanic Acid** (*ko-man'-ik*). See *Acid*.

**Comatose** (*ko'-mat-ōs*) [*kōma*, a deep sleep]. In a condition of coma.

**Combination** (*kom-bin-a'-shun*) [*combinare*, to combine]. The act of grouping or uniting; chemic union. **C.-back**, in the microscope, the lens-system of an objective farthest from the object, composed of a plano-concave of flint glass and a bi-concave of crown glass, or a bi-concave and two bi-convex glasses. **C.-front**, in the microscope, the lens-system nearest the objective.

**Combustion** (*kom-bus'-chun*) [*comburare*, to burn up]. The process of oxidation, attended with the liberation of heat and sometimes of light. It is loosely used as a synonym of inflammation. **C.**, **Spontaneous**, that due to heat from chemic changes, such as the spontaneous ignition of oiled waste or shoddy in woolen mills, factories, etc. **C.**, **Spontaneous Human**, the supposed burning of the body without the external application of heat.

**Comedo** (*kom'-e-do*) [*comedo*, a glutton; *pl.*, *Comedones*]. Grubs; Grub-worms; Black-heads. A chronic disorder of the sebaceous glands characterized by yellowish or whitish pin-point and pin-head sized elevations, containing in their center exposed blackish points. They are found usually on the face, back of the neck, chest, and back, and are often associated with acne. They occur as a rule in the young. Occasionally a parasite, the *Demodex folliculorum*, a small mite, is found in each comedo.

**Comenic Acid** (*ko-men'-ik*). See *Acid*.

**Comes** (*ko'-mēs*) [*L.*: *pl.*, *Comites*]. A companion, as a vein or nerve to an artery.

**Comfrey** (*kum'-frē*) [*ME.*, *cumfrie*]. The root of *Symphytum officinale*, a demulcent, slightly astringent and tonic drug. It is a common ingredient of domestic cough-mixtures. Dose of the decoction indefinite; of the fld. ext. ʒj-ij. Unof.

**Comma-bacillus** (*kom'-ah-bas-il'-us*). See *Bacteria*, *Synonymatic Table of*.

**Commensal** (*kom-en'-sal*) [*com*, together; *mensa*, table]. In biology, the harmonious living together of two animals or plants. One of two such organisms.

**Commī** (*kom'-ē*) [*kōmu*, a gum]. Any gum; the purgative gum-resin of *Excaecaria cochinchinensis*, a tree of Indo-china.

**Comminution** (*kom-in-u'-shun*) [*comminutio*; *comminuere*, to break in pieces]. The process by which a solid body is reduced to pieces of varying sizes. It includes the various operations of cutting, rasping, grating, slicing, pulverizing, levigating, triturating, elutriating, granulating, etc. See, also, *Fracture*, *Comminuted*.

**Commissure, Commissura** (*kom'-is-ūr*, *kom-is-u'-rah*) [*committere*, to unite]. A joining or uniting together. **C.**, **Anterior** (*of third ventricle*), a rounded cord of white fibers placed in front of the anterior crura of the fornix. It perforates the corpus striatum on either side, and spreads out into the substance of the hemispheres over the roof of the descending horns of the lateral ventricles. **C.**, **Anterior White** (*of spinal cord*), a layer of fibers separating the posterior gray commissure from the bottom of the anterior median fissure. **C.**, **Gray** (*of spinal cord*), the transverse band of gray matter connecting the crescentic masses of gray matter of each half of the spinal cord. **C. magna**, the corpus callosum. **C.**, **Middle**, a band of soft gray matter connecting the optic thalami, and

continuous with the gray matter lining the anterior part of the third ventricle. **C.**, **Optic**, the union and crossing of the two optic nerves in front of the tuber cinereum. **C.**, **Posterior** (*of third ventricle*), a flattened white band connecting the optic thalami posteriorly. **C.**, **Posterior White** (*of spinal cord*), a band of fibers separating the gray commissure from the bottom of the posterior median fissure. **Commissura brevis**, a portion of the inferior vermiciform process of the cerebellum, situated in the incisura posterior. **C. simplex**, a small lobe on the upper surface of the cerebellum near the incisura posterior.

**Common** (*kom'-un*) [*communis*, common]. Belonging or pertaining to all. Prostitute. **C. Black**. See *Pigments*, *Conspectus of*.

**Commotio** (*kom-o'-shē-o*) [*L.*]. A commotion or shock. **C. cerebri**. Synonym of *Shock*. **C. retinæ**, the name given to those cases in which a depreciation, or perhaps an entire loss of vision, follows a blow on or near the eye. It can be explained as the result of insensibility due to the same changes in the retina as occur in the central organ of patients suffering from concussion of the brain.

**Communicans** (*kom-u'-nik-an-s*) [*L.*]. Communicating. **C. noni**. See *Nerves*, *Table of*.

**Communication** (*kom-u-nik-a'-shun*) [*communicare*, to communicate]. 1. The transference of a contagium from one person to another. 2. The channel between two or more parts. **C.-plate**, in biology, a perforated diaphragm between the zooids of a composite actinozoön (the "Rosettenplatte" of Reichert, and the Communication-pore of Smith) by means of which communication is maintained between all the cells in a colony and between all the compartments of the stolon in Polyzoa. **C.-pore**. See *C.-plate*.

**Commutator** (*kom'-u-ta-tor*) [*commutare*, to exchange]. An instrument for automatically interrupting or reversing the flow of an electric current, making and breaking it with desired frequency. See *Electric*.

**Comose** (*ko'-mōs*) [*coma*, hair]. Having much hair.

**Compass Plant** (*kun'-pas plant*). See *Rosin Weed*.

**Compatibility** (*kom-pat-ib-il'-it-e*) [*compati*, to suffer with]. The property of being compatible; susceptibility (as of different medicines) of being exhibited in the same solution with no loss of the desired effect, and without change in constitution.

**Compensating** (*kom'-pen-sa-ting*) [*compensare*, to compensate]. Making amends for. **C. Ocular**. See *Ocular*. **C. Operation**, in ophthalmology, tenotomy of the associated antagonist in cases of diplopia from paresis of one of the ocular muscles.

**Complaisance, Operations of** (*kom-pla-zongs'*). See *Election*.

**Complanate** (*kom'-plan-āt*) [*complanatus*, to make plane or level]. In biology, flattened.

**Complemental** (*kom-ple-men'-tal*) [*complementum*, that which completes or fills up]. Supplying a deficiency. In biology, forming a complement to a female. **C. Air**. See *Air*. **C. Male**, one of such supernumerary males as those cirripedia (*Ibla*) that lie within the sac of the female.

**Complementary** (*kom-ple-men'-ter-e*) [*complementare*, to fill up; to complete]. Complemental. **C. Colors**. See *Color* and *Pigment*.

**Completely Born** (*kom-plēt'-le born*). As employed in legal medicine, this expression implies that the child must be in the world in all its parts, *i. e.*, completely external to the mother. It does not imply that the placenta has been separated or the cord divided.

**Complexus** (*kom-pleks'-us*) [*complexus*, complex]. The totality of symptoms, phenomena, or signs of a morbid condition. **C. Muscle**. See *Muscles*, *Table of*.



**Complication** (*kom-plik-a'-shun*) [*complicare*, to fold together]. A disease or a process secondary to and more or less dependent upon some primary disease.

**Compos Mentis** (*kom'-pos men'-tis*) [L.]. Of sound mind, memory, and understanding. See *Non Compos Mentis*.

**Composite** (*kom-poz'-it*) [*componere*, to put together]. 1. Composed of distinct portions. 2. In biology, belonging to the order Compositæ. **C. Monsters**; this is a term used to designate any form of monstrosity showing some degree of duplicity in the main regions of the body.

**Composition** (*kom-po-zish'-un*) [*compositio*, a putting together]. Compounding; applied to drugs. The constitution of a mixture. **C. Powder**, a popular name (originally Thomsonian) for the *pulvis myricæ compositus*, N. F. At present it is a mixture of finely powdered bayberry bark (*Myrica cerifera*), 12 parts; ginger, 6 parts; capsicum and cloves, each 1 part. It is useful for sore throat and severe coryza. Unof. **C. Tea**, a warm drink composed of different spices, and used as a stomachic and to abort an attack of coryza.

**Compound** (*kom'-pound*, or *kom-pound'*) [ME., *compounen*, to mix or compound]. 1. To mix, as drugs. 2. Composed of several parts; in chemistry, a compound body. **C. Cathartic Pills**. See *Colocynth*. **C. Cavities**, cavities in teeth that are produced by the coalescence of two cavities or by the extension of a single cavity in such a manner as to include two surfaces of a tooth. **C. Fracture**. See *Fracture*. **C. Granule-Cell**. See *Corpuscle*, *Gluge's*. **C. Oxygen**, a quack cure-all consisting of a strong solution of potassium nitrate or chlorate through which the air to be inhaled is passed.

**Compounding** (*kom-pound'-ing*) [ME., *compounen*, to mix]. The mixing, manipulation, and preparation of the drugs ordered in a prescription.

**Compress** (*kom'-pres*) [*compressus*, pressed together]. Folded cloths, wet or dry, applied firmly to the part for relief of inflammation, or to prevent hemorrhage. **C., Fenestrated**, with a hole for drainage or inspection. **C., Graduated**, the strip applied directly is small; the others, progressively larger, cover it.

**Compressed** (*kom-pres'd*) [*compressus*, pressed together]. Firmly pressed together; having the lateral diameter reduced. **C. Air**, air the density of which has been increased by compression. **C.-Air Bath**. See *Bath*.

**Compression** (*kom-pres'h'-un*) [*compressus*, pressed together]. The state of being compressed. **C.-atrophy**, atrophy of a part from constant compression. Instances are the Chinese foot, liver-atrophy of tight lacing, atrophy of tissues from pressure by an aneurysm. **C. of Brain**. See *Brain*. **C.-myelitis**, myelitis due to compression. See *Myelitis*.

**Compressor** (*kom-pres'-or*) [*comprimere*, to press together]. 1. An instrument for compressing an artery, vein, etc. 2. It is also applied to muscles having a compressing function, as the *C. naris*, *C. venæ dorsalis penis*, etc. See *Muscles*, *Table of*. 3. One of the light springs inserted on either side of the stage of a microscope for holding the slide in position; a clip. **C. sacculi laryngis**, the inferior aryteno-epiglottideus muscle. See *Muscles*, *Table of*. **C. urethræ**, constrictor urethræ. See *Muscles*, *Table of*.

**Compressorium** (*kom-pres'-o'-re-um*) [*compressor*, a compress]. An instrument devised for making pressure on the cover-glass of a microscope-slide in order to favor separation of the elements of the specimen to be examined.

**Comptonia** (*komp-to'-ne-ah*) [after Henry Compton,

Bishop of London, a botanist]. A genus of plants. **C. asplenifolia**. See *Liquidambar*.

**Conarial** (*ko-na'-re-al*) [*κωνάριον*, the pineal gland]. Relating to the conarium. **C. Vein**. See *Vein*.

**Conario-hypophyseal** (*ko-na-re-o-hi-po-fis'-e-al*) [*κωνάριον*, the pineal gland; *ὑποφύσις*, an undergrowth]. Relating to the conarium and to the hypophysis of the cerebrum; pineo-pituitary.

**Conarium** (*ko-na'-re-um*) [*κωνάριον*; dim. of *κωνος*, a cone]. See *Pineal Gland*.

**Conation** (*ko-na'-shun*) [*conari*, to endeavor]. The exertive power of the mind, including will and desire; a special act or exercise of the exertive power.

**Concassation** (*kon-kas-a'-shun*) [*concassatio*; *con*, together; *cassare* or *quassare*, to shake, to beat]. 1. The shaking of medicines, as in a bottle; the pulverizing of drugs by beating. 2. Mental distress or affliction.

**Concato's Disease**. See *Diseases*, *Table of*, and *Polyrrhymenitis*.

**Concaulescence** (*kon-kawl-es'-ens*) [*con*, together; *caulis*, a stalk]. In biology, the partial fusion of the pedicle of a flower with the stem from which it springs.

**Concavo-concave** (*kon-ka'-vo-kon'-kāv*). See *Lens*, *Biconcave*.

**Concavo-convex** (*kon-ka'-vo-kon'-veks*). See *Lens*, *Periscopic*.

**Conceive** (*kon-sēv'*) [*concipere*, to take in]. To become pregnant.

**Concentration** (*kon-sen-tra'-shun*) [*con*, together; *centrum*, the center]. Evaporation of part of the water or other liquid of a mixture, thus rendering it relatively more dense.

**Concentric** (*kon-sen'-trik*) [*con*, together; *centrum*, the center]. Arranged in an equidistant manner about a center. **C. Hypertrophy of the Heart**, increase in the muscular texture of the heart, the capacity of the cavities remaining unchanged.

**Conception** (*kon-sep'-shun*) [*concipere*, to conceive]. 1. The fecundation of the ovum by the spermatozoid. See *Pregnancy*. 2. The abstract mental idea of anything; the power or act of mentally conceiving. **C., Imperative**, a false idea that an insane person dwells upon, and which he cannot expel from his mind, even when he knows it to be absurd, and which dominates his actions.

**Concha** (*kong'-kah*) [*κόγχη*, a shell]. A shell. Applied to organs having some resemblance to a shell, as the patella, vulva, etc., and especially to **C. auris**, or the hollow part of the external ear. **C. narium**, the turbinated bones. **C. santoriniana**, a name applied to a fourth turbinated bone sometimes found in the nose.

**Conchiolin** (*kong-ki'-o-lin*) [*κόγχη*, a shell; *ιον*, a violet],  $C_{20}H_{18}N_6O_{11}$ . The skeleton material that forms the organic bases of the shells of gastropods. **C. Osteomyelitis**. See *Osteomyelitis*.

**Conchitis** (*kong-ki'-tis*) [*κόγχη*, a shell; *ιτις*, inflammation]. Inflammation of the concha.

**Concho-anthelix** (*kong'-ko-ant'-he-lik*) [*κόγχη*, a shell; *ἀνθήλιξ*, the inner curvature of the ear]. The muscle called obliquus auriculæ. See *Muscles*, *Table of*.

**Concho-helix** (*kong'-ko-he'-lik*) [*κόγχη*, a shell; *ἑλιξ*, a spiral]. The muscle called transversus auriculæ. See *Muscles*, *Table of*.

**Conchology** (*kong-kol'-o-je*) [*κόγχη*, a shell; *λέγειν*, to speak]. That department of science that deals with the shells of molluscs.

**Conchometer** (*kong-kol'-et-er*) [*κόγχη*, a shell; *μέτρον*, a measure]. An instrument for the measurement of the shells of molluscs.

**Conchoscope** (*kong'-ko-skōp*) [*κόγχη*, a shell; the *naris*; *σκοπεῖν*, to inspect]. A speculum and mirror for inspecting the nasal cavity.

**Concoctio** (*kon-kok'-she-o*) [L.]. Digestion. **C. tarda**.  
Synonym of *Dyspepsia*.

**Concoction** (*kon-kok'-shun*) [*concoquere*, to boil together]. The act of boiling two substances together.

**Concolor** (*kon-kull'-or*) [*con*, together; *color*, color]. In biology, having the same color on both sides or over the entire surface.

**Concomitant** (*kon-kom'-it-ant*) [*concomitari*, to accompany]. Accompanying. **C. Strabismus**. See *Strabismus*. **C. Symptoms**, symptoms that are not in themselves essential to the course of a disease, but that may occur in association with the essential symptoms.

**Concrement** (*kon'-kre-ment*) [*concrecere*, to grow together]. A concretion.

**Concesce** (*kon'-kres*) [*con*, together; *crecere*, to grow]. In biology, to grow together.

**Concrescence** (*kon-kres-es'-ens*) [*con*, together; *crecere*, to grow]. In biology, the union of the germ-bands to form the primitive streak.

**Concrete** (*kon'-krēt*, or *kon-krēt'*) [*concrecere*, to grow together]. Solidified or condensed. **Concreted Sugar**, the product of the Fryer concretor, or similar form of apparatus. It is a compact, boiled-down mass, containing both the crystallizable sugar and impurities that ordinarily go into the molasses. It shows little or no distinct grain.

**Concretion** (*kon-kre'-shun*) [*concretio*; *concrecere*, to grow together]. The solidification or condensation of a fluid substance; a calculus; a union of parts normally separate, as the fingers. **C., Animal**, an earthy deposit found in any of the various organs or secretions of the body. These concretions have a fibrous base containing salts of calcium, phosphorus, or magnesium.

**Concubitus** (*kon-ku'-bit-us*) [*concumbere*, to lie together]. Copulation.

**Concursus** (*kon-ker'-sus*) [*concurrere*, to run together]. A synonym of *Anastomosis*.

**Concussion** (*kon-kush'-un*) [*concussio*, a violent shock]. Shock; the state of being shaken; a severe or injurious shaking or jarring of a part; also, the morbid state resulting from such a jarring. **C. of Brain**. See *Brain*. **C. of Spinal Cord**. A condition caused by severe shock of the spinal column, with or without appreciable lesion of the myelon.

**Concussor** (*kon-kus'-or*) [*concutere*, to shake]. In massage, an apparatus for gently beating the part to be treated.

**Condaminea** (*kon-dam-in'-e-ah*) [after *Condamine*, the botanist]. A genus of *Cinchona*-yielding trees.

**Condensability** (*kon-dens-ab-il'-it-ē*) [*condensare*, to condense]. Capacity for undergoing condensation.

**Condensation** (*kon-den-sa'-shun*) [*condensare*, to condense]. In chemistry, the union of two or more molecules by the linking of carbon-atoms and the formation of complicated carbon-chains. 2. The pathologic hardening, with or without contraction, of a soft organ or tissue.

**Condensed** (*kon-densd'*) [*condensare*, to make thick]. Made compact; reduced to a denser form. **C. Milk**, milk that has had most of its watery elements evaporated according to a known process. Condensed milk prepared with the addition of cane-sugar is a white or yellowish-white product of about the consistency of honey and ranging in specific gravity from 1.25 to 1.41. It should be completely soluble in from four to five times its bulk of water, without separation of any flocculent residue, and then possess the taste of fresh, sweetened milk. Condensed milk prepared without the addition of cane-sugar is not boiled down to the same degree, and therefore remains liquid. Batter-shall gives the following analysis of both classes:—

## CONDENSED MILK WITH ADDITION OF SUGAR.

BRAND.	Water.	Fat.	Cane-sugar and Milk-sugar.	Casein.	Salts.
Alderney, . . . . .	30.05	10.08	46.01	12.04	1.82
Anglo-Swiss (American), . .	29.46	8.11	50.41	10.22	1.80
Anglo-Swiss (English), . . .	27.80	8.24	51.07	10.80	2.09
Anglo-Swiss (Swiss), . . . .	25.51	8.51	53.27	10.71	2.00
Eagle, . . . . .	27.30	6.60	44.47	10.77	1.85
Crown, . . . . .	29.44	9.27	49.26	10.11	1.92

## CONDENSED MILK WITHOUT CANE-SUGAR.

BRAND.	Water.	Fat.	Milk-sugar.	Casein.	Salts.
American, . . . . .	52.07	15.06	16.97	14.26	2.80
New York, . . . . .	56.71	14.13	13.98	13.18	2.00
Granulated Milk Company, .	55.43	13.16	14.84	14.04	2.53
Eagle, . . . . .	56.01	14.02	14.06	13.90	2.01

**Condenser** (*kon-den'-ser*) [*condensare*, to make dense]. A lens or combination of lenses used in microscopy for gathering and concentrating rays of light.

**Condiment** (*kon'-dim-ent*) [*condimentum*, spice]. Spice, sauce, or other appetizing ingredients used with food.

**Condom**, or **Cundum** (*kon'-dum*, or *kun'-dum*) [corruption of *Conton*, the name of the inventor]. A sheath worn over the penis during copulation for the purpose of preventing conception.

**Conduction** (*kon-duk'-shun*) [*conductio*; *conducere*, to draw together]. The passage or transfer of force or material from one part to another. **C.-resistance**, the resistance encountered by an electric current in passing through a circuit.

**Conductor** (*kon-duk'-tor*) [*conducere*, to draw together]. 1. A body that transmits force-vibrations, such as those of heat or electricity. A term applied to the electrodes and cords by which they are joined to the battery. 2. An instrument serving as a guide for the surgeon's knife.

**Conduplicate** (*kon-du'-plik-āt*) [*conduplicare*, to double together]. In biology, doubled or folded together, as leaves or wings.

**Condurango Bark** (*kon-du-rang'-go bark*) [native of S. Amer.]. Bark of *Gonolobus tetragonus*, or of *Conglobus condurango*; a remedy much used in S. America as an alternative in syphilis. It was introduced into the U. S. as a remedy for carcinoma of the



stomach, but yielded uncertain results. Dose of the fluid extract  $\mathfrak{z}_{ss}$ -j; of the tincture,  $\mathfrak{z}$ -ij. Unof.

**Condy's Fluid.**—One part of sodium or potassium permanganate dissolved in 500 parts of water; it is a useful disinfectant.

**Condylar** (*kon'-dil-ar*) [*κόνδυλος*, a knuckle]. Pertaining to the condyles.

**Condylarthrosis** (*kon-dil-ar-thro'-sis*) [*κόνδυλος*, a knuckle; *ἄρθρον*, a joint]. A form of diarthrosis, wherein a condyle is set in a shallow and elliptic cavity, and free and varied movement of the joint is possible; condylar articulation.

**Condyle** (*kon'-dil*) [*κόνδυλος*, a knuckle]. Any rounded eminence such as occurs in the joints of many of the bones, especially the *femur*, *humerus*, and *lower jaw*.

**Condylloid** (*kon'-dil-oid*) [*κόνδυλος*, a knuckle; *εἶδος*, likeness]. Resembling or pertaining to a condyle.

**Condyloma** (*kon-dil-o'-mah*) [*κονδύλωμα*, a swelling; *pl.*, *Condylomata*]. A wart-like growth or tumor about the anus or pudendum. The term is applied also to syphilitic patches and discolorations.

**Condylomatous** (*kon-dil-o'-mat-us*) [*κονδύλωμα*, a swelling]. Of the nature of a condyloma.

**Condylotomy** (*kon-dil-o'-o-me*) [*κόνδυλος*, a knuckle; *τέμνειν*, to cut]. Extra-articular osteotomy; a division through the condyles of a bone.

**Cone, Conus** (*kōn, ko'-nus*) [*κῶνος*, a cone]. A solid body having a circle for its base, and terminating in a point. A patch of choroidal atrophy near the papilla of the eye, in myopia. **C.**, **Graduated**, a cone-shaped body used for measuring the size of orifices of vessels, etc., especially in post-mortem examinations. **C. Inhaler.** See *Anesthetic*. **C. of Light**, the triangular reflection from the normal membrana tympani. **C.**, **Retinal**, one of the rod-like bodies of elongated conical form, which, with the associated rods, form one of the outer layers of the retina, the so-called rod-and-cone layer. **C.**, **Spermatic**, one of the series of cones forming the head of the epididymis, and composed of the coiled efferent tubules.

**Conenchyma** (*kon-eng'-kim-ah*) [*κῶνος*, a cone; *ἐγχυμα*, an infusion]. In biology, a term applied to tissues formed of conical cells, as the velvety surface of some petals.

**Confectio** (*kon-fek'-she-o*) [L.: *gen.*, *Confectionis*]. Official name for any confection, *q. v.* **C. damocratis.** See *Mithridate*.

**Confection** (*kon-fek'-shun*) [*confectio*, a preparation]. In pharmacy, a mass of sugar and water, or of honey, used as an excipient with a prescribed medicinal substance. There are two official (U.S. P.) *confectiones*; in the B. P. there are eight.

**Confectioners' Disease** (*kon-fek'-shun-erz dis-ēz'*). A disease frequently occurring in the workpeople manufacturing candied fruits, nuts, etc. It is confined to the nails of the fingers of the hands; the nail loses its polish, and becomes black, and the periungual portion becomes loosened and raised.

**Configuration** (*kon-fig-u-ra'-shun*) [*configurare*, to form after something]. In chemistry, a term now designating what was formerly called the "constitution" or "structure" of the molecules.

**Confinement** (*kon-fin'-ment*) [L., *confiner*, to shut up]. The condition of women during childbirth.

**Confirmatory** (*kon-fir'-mat-or-e*) [*confirmare*, to confirm]. Confirming. **C. Incision**, an abdominal section, made to confirm a diagnosis, as in case of malignant disease of the ovary, uterus, peritoneum, etc.

**Confluent** (*kon'-flu-ent*) [*confluere*, to flow together]. In descriptive pathology, a term applied to eruptions that run together. The opposite of discrete. In

anatomy, coalesced or blended; applied to two or more bones originally separate, but subsequently formed into one.

**Conformator** (*kon'-for-ma-tor*) [Fr., *conformateur*]. A form of cephalograph used in determining the outlines of the skull in craniometry.

**Confrontation** (*kon-frun-ta'-shun*) [*confrontari*, to be contiguous to]. The bringing of one person into the presence of another from whom he or she has contracted a disease, as an aid in diagnosis.

**Confusion** (*kon-fi'-zhun*) [*confusio*, a confounding]. Mixing; confounding. Embarrassment. **C. Colors**, a set of colors so chosen with regard to their degree of brilliancy that they cannot be distinguished by one who is color-blind; a good test for color-blindness.

**Congelation** (*kon-jel-a'-shun*) [*congelatio*, a freezing]. 1. Freezing; frost-bite; intense cold or its effect on the animal economy, or any organ or part. 2. The chilling or benumbing effect of any freezing-mixture or application; mainly employed for its local anesthetic effect. 3. Coagulation.

**Congener** (*kon'-jen-er*) [L., of the same race]. In biology, belonging to the same genus; closely allied.

**Congenital** (*kon-jen'-it-al*) [*con*, together; *genitus*, born]. Existing at birth.

**Congestion** (*kon-jes'-chun*) [*congerere*, to heap up]. An abnormal collection of blood in a part or organ. Congestion may be active or passive, atonic or inflammatory, functional or hypostatic. It is also named from the parts affected; the most important varieties of morbid congestion are the cerebral, spinal, pulmonary, hepatic, and renal.

**Congestive** (*kon-jes'-tiv*) [*congerere*, to heap up]. Marked by, due to, or of the nature of congestion.

**Congius** (*kon'-je-us*) [L.]. A Roman measure. A gallon.

**Conglobate** (*kon-glo'-bat*) [*con*, together; *globare*, to make into a globe]. Rounded. **C. Glands**, the absorbent or lymphatic glands. See *Gland*.

**Conglomerate** (*kon-glom'-er-at*) [*conglomerare*, to heap up]. 1. Massed together; aggregated. 2. A mass of units without order. **C. Glands**, acinous glands.

**Conglutin** (*kon-glu'-tin*) [*con*, together; *gluten*, glue]. One of the proteids found in peas, beans, and other kinds of pulse. Vines considers it an artificial product. It is more glutinous and more soluble in acetic acid, and richer in nitrogen, than ordinary legumin. See *Casein*.

**Conglutination** (*kon-glu-tin-a'-shun*) [*conglutinare*, to glue together]. The abnormal union of two contiguous surfaces or bodies, as of two fingers, or of the opposed surfaces of the pleural or pericardial sac.

**Congo** (*kon'-go*) [native African]. A country of western Africa. **C. Fever.** See *Fever*. **C. Paper**, a test-paper stained with Congo-red. **C. paper Test.** See *Tests, Table of*. **C. red**, a red coloring matter which becomes blue in the presence of free HCl. It is used in chemic investigation of the gastric juice. See *Pigments, Conspectus of*. **C. Solution.** See *Tests, Table of*.

**Congress** (*kong'-gres*) [*congressus*, a meeting together]. An assemblage for deliberative purpose. **C.**, **Sexual**, coition, or carnal intercourse.

**Congressus** (*kong-gres'-us*) [L.]. Congress; sexual intercourse. **C. interruptus.** See *Coitus reservatus*.

**Conhydrin** (*kon-hi'-drin*) [*κόνειον*, hemlock; *ὕδωρ*, water],  $C_6H_{11}NO$ . A solid alkaloid of conium, an oxyconin, occurring in pearly, iridescent, white, foliaceous crystals, with a faint, conin-like odor, and melting at  $121^\circ C$ . and distilling at  $226^\circ$ .

**Conical** (*kon'-ik-al*) [*κωνικός*, pertaining to a cone]. Cone-shaped. **C. Cornea.** See *Kerato-globus*.

**Conidiophore** (*ko-nid'-e-o-for*) [*κόνις*, dust; *φέρω*, to bear]. In biology, applied to the hypha that produces conidia.

**Conidium** (*ko-nid'-e-un*) [*κόνις*, dust; *ίδιον*, dim. suffix: *pl. Conidia*]. In biology, the deciduous asexual spores of certain fungi. Also called *Basidiospore* and *Acrospore*.

**Conidosis** (*kon-id-o'-sis*). Synonym of *Urticaria*.

**Coniferin** (*ko-nif'-er-in*) [*conifer*, cone-bearing],  $C_{16}H_{22}O_8 + 2H_2O$ . A crystalline glucosid found in the cambium of coniferous woods, and consisting of shining needles. It effloresces in the air and melts at  $185^{\circ}C$ . It is also called *Abietin*.

**Coniin** (*ko-ni'-in*). See *Conium* and *Conin*.

**Conin** (*ko'-nin*) [*κόνειον*, hemlock],  $C_8H_{15}N$ . A volatile alkaloid that occurs in hemlock (*Conium maculatum*), chiefly in the seeds, and is obtained by extraction with acetic acid or distillation with soda. It is a colorless, oily liquid, having the odor of hemlock and boiling at  $167-168^{\circ}$ ; its specific gravity is 0.886 at  $0^{\circ}$ .

**Conium** (*ko-ni'-um*) [*κόνειον*, hemlock]. Hemlock. The green, full-grown fruit of the spotted hemlock, *C. maculatum*. It contains three alkaloids and a volatile oil. Its properties are mainly due to the alkaloids *coniin*,  $C_8H_{15}N$ , and *methylconiin*,  $C_8H_{14}NCH_3$ . It produces motor paralysis, without loss of sensation or of consciousness. Toxic doses cause death by paralysis of the organs of respiration. It is valuable in acute mania, delirium tremens, tetanus, blepharospasm, asthma, and whooping-cough. **C., Abstract.**, made from conium 200, dilute hydrochloric acid 6, sugar of milk and alcohol q. s., to make 100 parts of abstract. Unof. Dose gr. ss-ijj. **C., cataplasma** (B. P.), made from the leaves. For external use. **C., Ext., Alcoholic.**, each grain representing one grain of the drug. Dose gr. ij-v-xl. **C., Fld. Ext.**, same strength as preceding. Dose mj-v-xl. **C., pilula Comp.** (B. P.), contains extract of hemlock and ipecac. Dose gr. v-x. **C., succus** (B. P.), made from the leaves. Dose mxxx-ζij. **C., Tinct.**, 15 per cent. strength. Dose mx-ζij. **C., Vapor** (B. P.), for inhalations. **Coniin**, unof., volatile alkaloid of conium. Dose gr.  $\frac{1}{80}-\frac{1}{10}$ . **Coniin Hydrobrom.**,  $C_8H_9(C_3H_7)$ , unof., recommended for spasmodic affections. Dose gr.  $\frac{1}{80}-\frac{1}{15}$ . All preparations uncertain in strength. **Coniin. Hydrobrom., Injectio Hypoderm.** Dose mj-ijj.

**Conjugal** (*kon'-ju-gal*) [*conjugal*, a husband or wife]. Pertaining to marriage; connubial. **C. Diabetes**, diabetes affecting husband and wife together; this is said to be not infrequently observed.

**Conjugate** (*kon'-ju-gāt*) [*con*, together; *jugare*, to yoke]. Yoked or coupled. **C. Deviation.** See *Deviation*. **C. Diagonal, Internal**, an internal measurement of the pelvis from the middle of the sub-public ligament to the sacro-vertebral angle. It is  $12\frac{3}{4}$  cm. **C. Diameter** (of the pelvis), the antero-posterior or sacro-public. See *Diameter*. **C. Diameter** (of the pelvis), **external**. See *Baudelocque, Diameter of*. **C. Focus**. See *Focus*. **C.-symphyseal Angle**, the angle that the conjugate diameter of the pelvis makes with the pubic bone at the symphysis. **C., True**, the minimum useful diameter of the pelvic inlet. See *Diameter*.

**Conjugation** (*kon-ju-ga'-shon*) [*conjungatus*, joined together]. In biology, that form of sexual reproduction in which two cells, similar in size and appearance, unite to form a spore. The sexual character of conjugation was first pointed out by Vaucher, in 1803.

**Conjunctiva** (*kon-junk-ti'-vali*) [*conjunctivus*, connecting]. The mucous membrane covering the anterior portion of the globe of the eye, reflected on and extending to the free edges of the lids. Its parts are called *palpebral* and *ocular*, or *bulbar*.

**Conjunctival** (*kon-junk'-tiv-al*, or *kon-junk-ti'-val*) [*conjunctivus*, connecting]. Relating to the conjunctiva.

**Conjunctivitis** (*kon-junk-tiv-it'-tis*) [*conjunctivus*, connecting; *itis*, inflammation]. Inflammation of the conjunctiva. It may be catarrhal, croupous, diphtheric (or membranous), gonorrheal, phlyctenular, purulent, etc., in character or origin. **C., Atropin**, a peculiar idiosyncratic catarrh of the conjunctiva produced by prolonged use of atropin as a mydriatic, and characterized by the formation of numerous follicles. **C. crouposa**, a form associated with the formation of a whitish-gray membrane that is easily removed. **C. diphtheritica**, a specific purulent inflammation of the conjunctiva spreading by infection, yielding a contagious secretion, and leading to necrosis of the infiltrated tissue. **C. eczematosa**. See *C. lymphatica*. **C., Egyptian**. See *Trachoma*. **C. exanthematica**. See *C. lymphatica*. **C. follicularis**, a form characterized by the presence of follicles. **C., Granular**. See *Trachoma*. **C. lymphatica**, that occurring in scrofulous individuals. It is accompanied by the formation of ulcers. **C. membranacea**. See *C. crouposa* and *Ophthalmia*. **C. phlyctenulosa**. See *C. lymphatica*. **C. pustulosa**. See *C. lymphatica*. **C. scrofulosa**. See *C. lymphatica*.

**Connate** (*kon'-āt*). See *Confluent* and *Congenital*.

**Connection** (*kon-ek'-shun*) [*connectere*, to connect]. Sexual intercourse.

**Connective** (*kon-ek'-tiv*) [*connectere*, to connect]. 1. Connecting; binding. 2. In botany, the portion of the filament that connects the two cells of an anther. **C. Tissue**. See *Animal Tissue*.

**Connivent** (*kon-i'-vent*) [*connivere*, to wink at]. In botany converging toward each other; applied to stamens that converge above, as those of the violet.

**Conocephalic**, or **Conocephalous** (*ko-no-sef-al'-ik*, *ko-no-sef'-al-us*) [*κόνος*, cone; *κεφαλή*, head]. Having the skull somewhat conoidal.

**Conoid**, or **Conoidal** (*ko'-noid*, or *ko-noi'-dal*) [*κόνος*, cone; *εἶδος*, shape]. Of a conical or approximately conical shape. **C. Ligament**, the lower and inner part of the coraco-clavicular ligament. **C. Tubercle**, the eminence on the inferior surface of the clavicle to which the *C. ligament* is attached.

**Conquassant** (*kon-kwas'-ant*) [*conquassare*, to shake severely]. Very severe (applied chiefly to labor-pains at the acme of their intensity).

**Conquassation** (*kon-kwas-a'-shun*). See *Concassation*.

**Conquinamin** (*kon-kwin'-am-in*). An alkaloid of Cuprea bark.

**Conrad's Water**. An eye-wash composed of three parts of mercuric chlorid, 100 of distilled water, and five to ten of tinctura opii crocata.

**Conroy's Test**. See *Tests, Table of*.

**Consanescent** (*kon-san-es'-ent*) [*consanescere*, to become sound]. Healing, becoming healed (applied mostly to wounds).

**Consanguine** (*kon-san'-gwin*) [*consanguineus*, of the same blood]. Allied by birth or descent; akin by blood-relationship.

**Consanguineous** (*kon-san-gwin'-e-us*) [*consanguineus*, of the same blood]. Related by a common parentage.

**Consanguinity** (*kon-san-gwin'-it-e*) [*con*, together; *sanguinis*, of blood]. The relationship arising from common parentage; blood-relationship.

**Consciousness** (*kon'-shus-nes*) [*conscious*, knowing]. The state of being aware of one's own existence, of one's own mental states, and of the impressions made upon one's senses; ability to take cognizance of sensations; applied to *ab extra* impressions. **C., Double**, that morbid condition in which there are two separate



and alternating states of mental consciousness, in either one of which the events that have occurred in the other state are not remembered by the patient.

**Consenescence** (*kon-sen-es'-ens*) [*consenscere*, to grow old]. The state or condition of growing old.

**Consensual** (*kon-sen'-su-al*) [*consensus*, agreement]. Reflex and involving sensation, but not volition; as a consensual act or movement.

**Consent** (*kon-sent'*) [*consentire*, to agree]. In forensic medicine, this term signifies willing participation in unnatural or illegal intercourse. In pathology, a sympathetic affection of a part distant from a diseased part.

**Consentience** (*kon-sen'-she-ens*) [*consentire*, to agree]. Undeveloped or unintellectual consciousness; the sum or result of the impressions made by sensations upon the psychic center of the organism.

**Conserve, or Conserve** (*kon-serv'-vah, or con-serv'*) [*conservare*, to keep]. A confection, *q. v.*

**Conservancy** (*kon-serv'-van-se*) [*conservare*, to keep]. Public conservation of health or of things that make for health; the sum of hygienic or preservative legislation. **C. System.** See *Sewage, Disposal of*.

**Conservative** (*kon-serv'-vat-iv*) [*conservare*, to keep]. Aiming at the preservation and restoration of injured parts; as conservative surgery or dentistry.

**Conservator** (*kon'-serv-va-tor*) [*conservare*, to preserve]. A person appointed to look after the business interests and general welfare of an insane person or idiot.

**Consolidant, Consolidating** (*kon-sol'-id-ant, or kon-sol'-id-a-ting*) [*consolidare*, to make firm]. Tending to heal or promoting the healing of wounds or fractures; favoring cicatrization.

**Consolidation** (*kon-sol-id-al'-shun*) [*consolidare*, to make firm]. The process of becoming firm or solid, as a lung in pneumonia.

**Consonants** (*kon'-so-nants*) [*con*, together; *sonare*, to sound]. Non-vowel sounds in speaking produced at certain parts of the resonance-chamber. They are sounded only with a vowel. They consist of Explosives, Aspirates, Vibratives, and Resonants; they are also divided into four classes, according to the situation in which they are produced—the **Articulation Positions**,—the first being between the lips; the second between the tongue and hard palate; the third between the tongue and soft palate; the fourth between the vocal bands. **Labials**, made at the lips, may be explosive (*b, p*), aspirate (*f, v, w*), vibrative (the “burr”), and resonant (*m*). These form the consonants of the first articulation position. Those of the second position are the explosives *t* and *d*; the aspirates *s, z, sch, th*; the vibrative *r*; the resonant *n*. Those of the third position are the explosives *k* and *g*; the aspirates are the unvoiced consonants, unvoiced *ch* and *j*; the vibrative, palatal *r*; the resonant, palatal *n*. That of the fourth position is the aspirate, the glottis-formed *h*.

**Constant** (*kon'-stant*) [*constans*, steady]. Fixed; not changing. **C. Battery, Element, or Cell.** One yielding a constant current. A galvanic battery, of which the most common types are those of Bunsen, Callaud, Daniell, Grénèt, Grove, Leclanché, and Smee.

**Consternatio** (*kon-ster-na'-she-o*) [L.]. See *Night-Terrors*.

**Constipation** (*kon-stip-a'-shun*) [*constipare*, to crush tightly together]. Costiveness; retention and hardness of the feces from functional inactivity of the intestinal canal, or from abnormalism of the biliary or other secretions. It may also be due to mechanical obstruction of the intestinal canal, paresis of the intestinal walls, the use of certain foods, and general depression of vital activity.

**Constituent** (*kon-stit'-u-ent*) [*constituere*, to establish]. A formative element or ingredient. **The Constituents of the Organism** are organic and inorganic. **The Inorganic C.** are Water, forming 58.5 per cent. of the body; Gases, such as oxygen, marsh-gas, etc.; Salts, of which the chief are sodium chlorid, calcium phosphate (forming more than one-half of the bones), sodium phosphate, sodium carbonate, sodium and potassium sulphates, potassium chlorid, calcium fluorid and carbonate; Free Acids, as hydrochloric, sulphuric, etc.; Bases, such as silicon, manganese, iron. **The Organic C.** comprise the large classes of the proteids, albuminoids, fats, etc.

**Constitution** (*kon-stit-u'-shun*) [*constituere*, to dispose]. In chemistry, the atomic or molecular composition of a body. In pharmacy, the composition of a substance. In physiology, the general temperament and functional condition of the body.

**Constitutional** (*kon-stit-u'-shun-al*) [*constituere*, to dispose]. Pertaining to the state of the constitution. **C. Diseases**, in pathology, such diseases as are inherent, owing to an abnormal structure of the body. Also, inherited diseases. Also, a condition in which the disease pervades the whole system. General, in contradistinction to local.

**Constrictor** (*kon-strik'-tor*) [*constringere*, to bind together]. Any muscle that contracts or tightens any part of the body. See *Muscles, Table of*.

**Constringent** (*kon-strin'-jent*) [*constringere*, to constrict]. Same as *Astringent, q. v.*

**Consultation** (*kon-sul'-tal'-shun*) [*consultare*, to take counsel]. A deliberation between two or more physicians concerning the diagnosis of the disease of a patient and the proper method of treatment.

**Consumption** (*kon-sump'-shun*) [*consumere*, to consume or wear away]. Wasting, denutrition, or atrophy, loosely used as a synonym of *Tuberculosis*, especially pulmonary tuberculosis, *Phthisis, q. v.* **C. of the Bowels.** See *Diarrhea, Chronic Inflammatory*.

**Consumptive** (*kon-sump'-tiv*) [*consumere*, to consume or wear away]. 1. Of the nature of tuberculosis. 2. One afflicted with pulmonary tuberculosis.

**Contact** (*kon'-takt*) [*contactus*, a touching]. A touching. **C. Lenses**, in optics, a glass shell the concavity of which is in contact with the globe of the eye, a layer of liquid being interposed between the lens and the cornea. **C. Series**, a series of metals arranged in such an order that each becomes positively electrified by contact with the one that follows it. The contact-values of some metals, according to Aryston and Perry, are as follows:—

DIFFERENCE OF POTENTIAL IN VOLTS.

Zinc, Lead . . . . .	.210	Iron, Copper . . . . .	.146
Lead, Tin . . . . .	0.69	Copper, Platinum . . .	.238
Tin, Iron . . . . .	3.13	Platinum, Carbon . .	.113

**C. Test, Heller's test.** See *Tests, Table of*.

**Contactile, or Contactual** (*kon-tak'-til, or kon-tak'-tu-al*) [*contactus*, contact]. 1. Tactile. 2. Due to or spreading by actual contact.

**Contagion** (*kon-ta'-jun*) [*contagio; contingere*, to touch]. The process by which a specific disease is communicated between persons, either by direct contact or by means of an intermediate agent. (See also, *Infection*.) Also the specific germ of virus from which a communicable disease develops. **C., Mental.** See *Imitation*.

**Contagionist** (*kon-ta'-jun-ist*) [*contagio; contingere*, to touch]. One who believes in the contagious origin or transmission of any given disease.

**Contagious** (*kon-ta'-jus*) [*contagium*, a touching]. Communicable or transmissible by contagion, or by a specific contagium. *Infectious*—applied to a

disease engendered by a specific agency, which, once present, may multiply and renew itself indefinitely, and which always gives rise to the same disease.

(a) *Miasmatic*—applied to an infectious disease of which the specific cause exists only in certain localities, *e. g.*, malaria, pneumonia, acute rheumatism.

(b) *Contagious*—applied to a disease of which the cause is transmitted from person to person, through houses, villages, cities, and countries, *e. g.*, variola, morbilli, scarlatina, diphtheria, etc. (c) *Miasmatic-contagious*—applied to an infectious disease of which the specific cause is carried by persons, or their emanations, to a locality, and in the soil, water or houses of which it multiplies and thence generates the disease, *e. g.*, cholera, enteric fever, yellow fever.

**C. Typhus.** Synonym of *Typhus Fever*, *q. v.*

**Contagium** (*kon-ta'-je-um*) [L.]. Any virus or morbid matter by means of which a communicable disease is transmitted from the sick to the well. **C. animatum**, same as *C. vivum*. **C. vivum** ("living contagium"), any living vegetable or animal organism that causes the spread of an infectious disease.

**Contest** (*kon'-test*) [*contestari*, to call to witness]. To dispute; to strive for. **C. Theory**, the doctrine of chemiotaxis.

**Contiguity** (*kon-tig'-u'-it-e*) [*contiguitas*, a touching]. Proximity. **C., Amputation in the**, is performed at a joint, without section of a bone.

**Continued** (*kon-tin'-id*) [*continuare*, to make continuous]. Persisted in. **C. Fever**, a fever that is neither intermittent nor typically remittent. See *Fever*.

**Continuity** (*kon-tin'-u'-it-e*) [*continuitas*, uninterruptedness]. In anatomy, the portion lying between two ends, as the shaft of a bone. **C., Solution of**. See *Solution*. **C., Amputation in the**, amputation in which a bone is divided.

**Continuous** (*kon-tin'-u-us*) [*continuus*, joined; uninterrupted]. Unbroken. **C.-gum Work**, a method of constructing artificial dentures.

**Contortion** (*kon-tor'-shun*) [*contorquere*, to twist]. A twisting or writhing, as of the body.

**Contour** (*kon-toor'*) [Fr., *contour*, circuit]. 1. The line that bounds, defines, or terminates a figure. 2. In operative dentistry, to effect the restoration of lost parts of teeth by building them up with gold, etc. **C.-feather-hair**, one of those outer and longer hairs or feathers that go to determine the contour of a bird or mammal, as distinguished from a soft down-feather or a hair of the under-fur. **C.-fillings**, in dentistry fillings in which the material is so built out as to restore the lost portion of the crown of the tooth; distinguished from plane or flush-fillings.

**Contracted Heels.** See *Hoofbound*.

**Contractility** (*kon-trak-til'-it-e*) [*contrahere*, to draw together]. The peculiar property of muscular tissue manifested by shortening and concomitant thickening.

**Contraction** (*kon-trak'-shun*) [*contrahere*, to draw together]. Approximation of the elements of a tissue or organ, thus diminishing its volume or contents. **C., Carpo-pedal**, a variety of tetany occurring in infants, and generally associated with dentition or seat-worms. There is a flexing of the fingers, toes, elbows, and knees, and a general tendency to convulsions. **C., Closing**, muscular contractions produced at the instant that the electric current is closed. **C., Front-tap**, Gowers' term for a phenomenon often observed in cases with exaggerated knee-jerk. It is a delicate test of increased spinal irritability. The foot is placed at a right angle to the leg, and the muscles of the front of the leg are tapped, the result being extension of the foot from contraction of the gastrocnemius. See *Re-*

*flexes*, *Table of*. **C.-furrows**, a number of concentric curved lines near the ciliary margin of the iris. They are produced in the living iris by a folding of the iris upon itself during dilatation of the pupil. **C., Hour-Glass**. See *Uterus*. **C., Opening**, the muscular contraction produced by opening or breaking the circuit. **C., Paradoxical**, Westphal's term for a phenomenon that consists in the contraction of a muscle, caused by the passive approximation of its extremities. **C.-remainder**, the stage of elastic after-vibration or residual contraction persisting in a muscle after withdrawal of the stimulus. **C.-ring**, the boundary line between the upper and lower uterine segments, often marked by a perceptible ridge. That portion of the uterine canal that must be dilated to allow the escape of the fetus is called the *lower uterine segment*; that portion above the point at which the dilatation ceases, *i. e.*, the contracting portion of the muscle, is called the *upper uterine segment*.

**Contractions.** See *Contracture* and also *Abbreviations*, in Introductory Tables.

**Contracture** (*kon-trak'-chur*) [*contractus*, a drawing together]. Contraction; permanent shortening, as of a muscle; distortion or deformity due to the shortening of a muscle or of various muscles. In electro-therapeutics, muscular spasms, clonic or tonic, the variety determined in regard to time, by the method of application of the current.

**Contra-extensio** (*kon-trah-ek-sten'-se-o*) [L.]. Counter-extension.

**Contra-fissura** (*kon'-trah-fis-su'-rah*) [*contra*, opposite to; *fissura*, a fissure]. Cranial fissure or fracture produced by a blow upon the skull at a point distant from or opposite to the seat of the fracture.

**Contra-indicant** (*kon-trah-in'-dik-ant*) [*contra*, opposed to; *indicare*, to indicate]. 1. Having the effect of a contra-indication. 2. A symptom, indication, or condition that forbids the use of a particular remedial measure or set of measures.

**Contra-indication** (*kon-trah-in-dik-a'-shun*) [*contra*, against; *indicare*, to point out]. That pathologic or modifying condition in which a remedy or a method of treatment is forbidden that under ordinary cases might be proper.

**Contra-stimulant** (*kon-trah-stim'-u-lant*) [*contra*, against; *stimulare*, to stimulate]. 1. Counteracting the effect of a stimulus; depressing; sedative. 2. A sedative remedy.

**Contra-stimulus** (*kon-trah-stim'-u-lizm*) [*contra*, against; *stimulare*, to stimulate]. The doctrine of contra-stimulus; Raskorianism.

**Contra-stimulus, or Contro-stimulus** (*kon-trah-stim'-u-lus*, or *kon-tro-stim'-u-lus*) [*contra*, against; *stimulus*, a stimulus]. An influence that is opposed, or acts in opposition, to a stimulus.

**Contrayerva** (*kon-trah-yer'-vah*) [*contra*, against; *herba*, an herb]. The root of *Dorstenia contrayerva*, a stimulant, tonic, and diaphoretic. Its decoction is mucilaginous, and is serviceable in low fevers and malignant eruptive diseases. Dose ʒss. Unof.

**Contrecoup** (*kon'-tr-koo*) [Fr.]. Counter-stroke, a variety of injury by indirect violence, as by a blow on a remote part. See *Contra-fissura*.

**Contractation** (*kon-trek-ta'-shun*) [*contractatio*; *contractare*, to touch]. Digital examination; palpation; touch; manipulation, as in massage.

**Control** (*kon-tröl'*) [*contra*, against; *rotula*, a roll]. An experiment performed to test the correctness of the results of another experiment; a standard by which to check observations and insure the validity of their results. Also, a synonym for *Control Animal*. **C. Animal.** See *C. Experiment*. **C. Experiment**, an



experiment carried out under normal or common circumstances or conditions, to serve as a standard whereby to test the variation or value of another experiment carried out under peculiar or abnormal circumstances. For instance, an animal is rendered immune by inoculation with some anti-specific agent. Such an animal is called the **Immune Animal**. Another animal, not having been previously rendered immune, is called the **Control Animal**. Both animals are then exposed to the action of, or are inoculated with, the specific virus in question, and the relative differences in the reaction of the two animals to the last inoculation or exposure constitute the conclusions of the experiment.

**Contusion** (*kon-tu'-zhun*) [*contusio*; *contundere*, to bruise]. A bruise or injury by a blunt weapon, or by collision, without breaking the skin or covering. **C.-pneumonia**, a form of pneumonia following traumatism. It is of frequent occurrence.

**Conus** (*ko'-nus*) [*kōnos*, a cone; *pl.*, *Coni*]. A crescentic patch of atrophic choroid tissue near the optic papilla in myopia. **C. arteriosus**, the conoid eminence of the right ventricle of the heart, whence arises the pulmonary artery. **C. medullaris**, the cone-like termination of the spinal cord, continuous as the *filum terminale*. **Coni vasculosi**, a series of conical masses that together form the globus major of the epididymis.

**Convalescence** (*kon-val-es'-ens*) [*convalescere*, to become well]. A term applied to the restoration to health after the subsidence of a disease or ailment.

**Convalescent** (*kon-val-es'-ent*) [*convalescere*, to become well]. 1. One recovering from a sickness. 2. Recovering from sickness.

**Convallamarin** (*kon-val-am'-ar-in*) [*convallis*, a valley; *amarus*, bitter],  $C_{23}H_{44}O_{12}$ . A bitter, crystalline whitish powder; a glucosid derived from *Convallaria majalis*. It is a rather active poison. See *Convallaria majalis*.

**Convallaria** (*kon-val-a'-re-ah*) [*convallis*, a valley]. A genus of liliaceous plants. **C. majalis**, Lily of the Valley. All parts of the plant are used in medicine. Its properties are due to *convallarin*,  $C_{34}H_{62}O_{11}$ , and *convallamarin*,  $C_{23}H_{44}O_{12}$ , glucosids. It is a prompt cathartic, diuretic, and cardiac stimulant, valuable as a heart- tonic. Unlike digitalis, it has no cumulative effect. **C.**, **Ext.**, soluble in water. Dose gr. ij-x. **C.**, **Ext.**, **Fld.**, alcoholic. Dose  $\frac{m}{j}$  ij-xj. **C. infusum**, prepared with three times its weight of water. Dose  $\frac{3}{4}$  ss-ij. **Convallamarin**, or **Convallamarinum**, is soluble in water. Dose gr.  $\frac{1}{4}$ -ij. All unof.

**Convallarin** (*kon-val'-ar-in*) [*convallis*, a valley],  $C_{34}H_{62}O_{11}$ . A purging, crystalline glucosid derived from *Convallaria*.

**Convallarrhetin** (*kon-val-ar-e'-tin*) [*convallis*, a valley; *ῥητινῆ*, resin],  $C_{28}H_{52}O_6$ . A poisonous resiniform substance obtainable from convallarin upon the separation of glucose from the latter.

**Convection** (*kon-vek'-shun*) [*convehere*, to carry together]. A transmission or carrying, as of heat or electricity. **C.-current**, a current of a liquid or gas heated to a temperature above that of the surrounding medium; it rises to the surface because of its lighter density, and thus the entire fluid or gas acquires the same temperature.

**Convergence** (*kon-ver'-jens*) [*convergere*, to tend to a center]. Inclination or a direction toward a common point, center, or focus, as, *e.g.*, of the axes of vision upon the near-point. **C.-theory**, a theory that accounts for the production of myopia by the pressure exerted by the external ocular muscles upon the eyeball in convergence, this pressure leading to distention of the eyeball.

**Convergent** (*kon-ver'-jent*) [*con*, together; *vergere*, to incline]. In biology, coming together. Tending to a common center. **C. Strabismus**. See *Strabismus*.

**Convex** (*kon-veks'*) [*convexus*, vaulted]. Rounded, as a swelling of a round or spheric form on the external surface; gibbous; opposed to concave.

**Convexity** (*kon-veks'-it-e*) [*convexus*, convex]. A surface rounding outward; the quality of being convex.

**Convexo-concave** and **Convexo-convex** (*kon-veks'-o-kon-kav*, *kon-veks'-o-kon-veks*). See *Lens*.

**Convolute** (*kon'-vo-lūt*) or **Convolute** (*kon'-vo-lut-ed*) [*convolutus*, rolled together]. Rolled together. **C. Bones**. See *Turbinated Bones*.

**Convolution** (*kon-vo-lū'-shun*) [*convolvere*, to roll together]. A folding and turning upon itself of any organ, as the cerebrum and the small intestines; any gyrus of the brain. A *Table of the Convolutions of the Cerebrum* is added. (See page 323.)

**Convulvin** (*kon-vol'-vu-lin*) [*convolvere*, to roll together],  $C_{31}H_{50}O_{16}$ . A glucosid derived from the roots of Jalap (*Convulvulus purga*). It is a gummy mass, with active purgative properties.

**Convulvulus** (*kon-vol'-vu-lus*) [*convolvere*, to roll together]. A genus of plants. **C. panduratus**, wild potato. The tuber is a mild cathartic. Dose gr. xl. Unof. **C. purga**. See *Jalap*. **C. scammonia**. See *Scammony*.

**Convulsant** (*kon-vul'-sant*) [*convellere*, *convulsus*, to pull together]. A medicine that causes convulsions.

**Convulsion** (*kon-vul'-shun*) [*convellere*, to convulse]. A general paroxysm of involuntary muscular contraction, whether tonic or (more especially) clonic. Loss of consciousness and voluntary control of the muscles, with clonic, tonic, or mixed contraction, etc. It may be due to epilepsy, other functional or organic disease of the brain, circulation, etc.; or may be cataleptic, hysteric, choreic, etc. See, also, *Epilepsy*. **C.**, **Infantile**, due to a number of causes, such as rickets, exhaustion, etc.; sometimes called "screaming fits." **C.**, **Puerperal**. See *Eclampsia*. **C.**, **Salaam**, *Eclampsia nutans*, *q.v.* **C.**, **Uremic**, due to the altered state of the blood in disease of the kidney.

**Convulsionary** (*kon-vul'-shun-a-re*) [*convellere*, to convulse]. One who is subject to convulsions; especially one of a set of patients who are subject to epidemic or imitative convulsions.

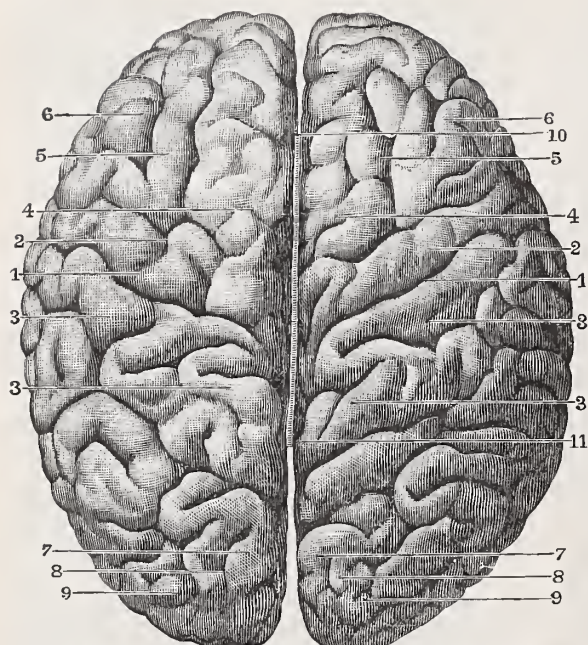
**Convulsivant** (*kon-vul'-siv-ant*) [*convellere*, to convulse]. An agent that causes convulsions.

**Convulsive** (*kon-vul'-siv*) [*convellere*, to convulse]. Marked by convulsions or spasms. **C. Cerebral Typhus**. See *Dubini's Disease*. **C. Cough**. See *Cynobex hebetis*. **C. Tic**. See *Habit-Spasm*. **C. Tremor**. See *Paramyoclonus*.

**Conydrin** (*ko-nī'-drin*). See *Conhydrin*.

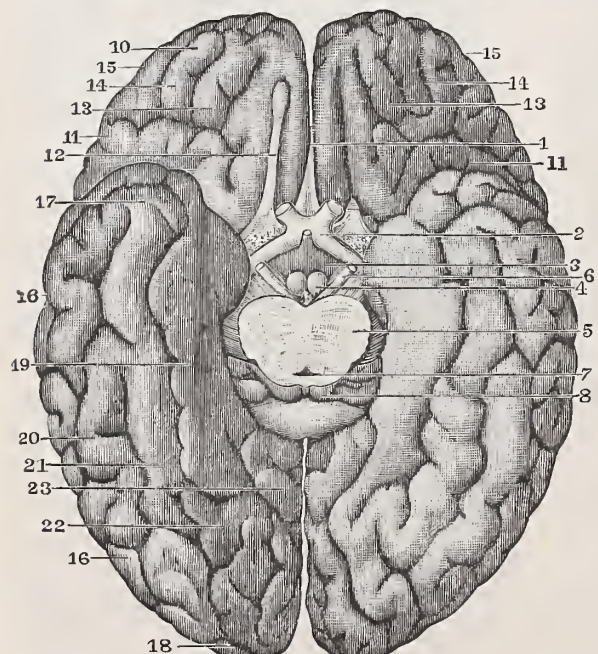
**Cook's (Alleyer) Hematoxylin Solution**. A solution for staining microscopic sections. Extract of logwood 6 gm., alum 6 gm., cupric sulphate 1 gm., and water, 40 c. c. are rubbed up into a paste in a mortar. This is allowed to stand for two days, and then filtered, and a crystal of thymol is added to the filtrate for preserving. See *Stains*, *Table of*.

**Cooper's (Sir Astley) Arsenious Ointment**. An ointment composed of arsenious acid and sulphur, each one part, spermaceti cerate, eight parts. It has been used as a local application in skin-affections. **C. Fascia**. See *Scarpa's Fascia*. **C. Hernia**. See *Hernia*, and *Diseases*, *Table of*. **C. Irritable Breast**. Synonym of *Mastodynia*. **C. Irritable Testicle**. Synonym of *Orchialgia*. **C. Ligaments**. See *Ligaments*. **C. Method**. See *Treatment*, *Methods of*. **C. Operations**.



CONVOLUTIONS OF THE SUPERIOR ASPECT OR CONVEXITY OF THE CEREBRUM.

- 1, 1. Fissure of Rolando. 2, 2. Ascending frontal convolution. 3, 3. Ascending and superior parietal convolutions. 4, 4. First frontal convolution. 5, 5. Second frontal. 6, 6. Third frontal. 7, 7. First occipital. 8, 8. Second occipital. 9, 9. Third occipital. 10. Anterior extremity of corpus callosum. 11, 11. Posterior extremity.



CONVOLUTIONS OF THE INFERIOR ASPECT OF THE CEREBRUM.

1. Anterior extremity of corpus callosum. 2. Optic chiasm. 3. Tuber cinereum and infundibulum. 4. Corpora albicantia or mammillaria. 5. Pons varolii. 6. Third nerve. 7. Aqueduct of Sylvius. 8. Testes. 9. Inferior surface of frontal lobe. 10. Convolution of the fissure of

See *Operations, Table of. C. Ventilator.*  
See *Ventilation.*

**Coopers' Knee.** An enlarged bursa patellæ found in coopers, as the result of pressure exerted by the knee against the barrel.

**Coördination** (*ko-or-din-a'-shun*) [*con*, together; *ordinare*, to regulate]. The harmonious activity and proper sequence of operation of the various organs of the body, especially of those parts that coöperate in the performance of any function.

**Copaiba** (*ko-pa'-e-bah*) [Sp.]. Balsam of Copaiba. The oleoresin of *Copaifera officinalis*, *C. coriacea*, *C. guianensis*, *C. multijuga*, *C. cordifolia*, *C. laxa*, *C. nitida*, *C. oblongifolia*, and *C. langsdorffii*; leguminous trees, native to South America. It is a stimulant, diuretic, diaphoretic, and an expectorant, and is much used in gonorrhea, although now considered of doubtful value. *C.*, Massa, copaiba 94, magnesia 6 parts. Dose  $\text{m}x-3j$ . *C.*, Mist. Comp., Lafayet-ette's mixture, unof., copaiba  $3\text{ vij}$ , oil cubebs  $3j$ , glyceriti vitelli  $3\text{ vij}$ ; triturate and add syr. aq. menth. piperit.  $3\text{ iiss}$ ; then add, with constant stirring, liq. potass.  $3\text{ ss}$ , tinct. cardamon comp.  $3\text{ ij}$ , spt. æther. nitrosi,  $3\text{ ss}$ , aq. menth. piperit. q.s. to make  $3\text{ viij}$ . Dose  $3j-3\text{ ss}$ . *C.*, Ol. Dose  $\text{m}x-xv$ . *C.*, Resina, mainly copaic acid. Dose gr. j-v.

**Copal** (*ko'-pal*) [Mex., *copalli*, resins]. Anime. These terms include a number of related resins that are of both fossil and recent origin. The copal resins, when of good quality, are too hard to be scratched by the nail, have a conchoid fracture, and a specific gravity ranging from 1.059 to 1.080. Unlike others, they are soluble with difficulty in alcohol and essential oils, and are, therefore, valuable for making varnishes. The softer kinds are called anime.

**Copalche** (*ko-pal'-che*) [Mex.]. The bark of *Croton niveus* and other trees of tropical America. The term is a vague one, and is little used in medical literature.

**Copalin, Copalm** (*ko'-pal-in*, *ko'-palm*) [Mex., *copalli*, resins]. The sweet-gum tree, *Liquidambar styraciflua*; also the resin that in warm latitudes exudes from it, the so-called Highgate resin.

**Copeman's Method.** A method of overcoming the nausea and vomiting of pregnancy. It consists in digital dilatation of the cervix uteri to a slight degree, not sufficient to induce abortion.

**Copernicia cerifera** (*ko-per-nish'-e-ah ser-if'-er-ah*). See *Carnauba*.

**Cophosis** (*ko-fó'-sis*) [*κωφός*, deaf]. Deafness or dulness of hearing.

**Copiopia** (*kop-i-o'-pe-ah*) [*κόπος*, a straining; *ὤψ*, eye]. Eye-strain; weariness of the eyes. **C. hystérica**, a term applied to those symptoms that indicate hyperesthesia of the fifth and optic nerves.

Sylvius. 12. Olfactory nerve. 13. Third convolution of inferior surface of frontal lobe. 14. Fourth convolution. 15. Third convolution of external surface of frontal lobe. 16. External border of posterior lobe. 17. Sphenoidal extremity. 18. Occipital extremity. 19. Hippocampal convolution. 20. External convolution of posterior lobe. 21. Middle convolution. 22. Internal convolution. 23. Gyrus fornicatus.



## TABLE OF CONVOLUTIONS OR GYRI OF THE CEREBRUM.

NAME.	LOCATION.	BOUNDARIES.
Abrupt.	Small convolutions at the extremity of the occipital lobe.	
Angular.	Posterior portion of inferior parietal lobule.	<i>Anteriorly</i> , continuous with the supra-marginal convolution. <i>Inferiorly</i> , continuous with the middle temporo-sphenoidal convolution. <i>Posteriorly</i> , connected with the occipital lobe by the annectant convolutions.
Annectant (4).	Occipital lobe.	Connect the occipital with the temporo-sphenoidal and parietal lobes.
Annectant, external.	See <i>Annectant, first</i> .	
Annectant, first.	Occipital lobe; a portion of the superior occipital convolution.	Joins the superior occipital convolution with the superior parietal lobe.
Annectant, second.	Occipital lobe, posterior part.	Connects the angular and middle convolutions.
Annectant, superior.	See <i>Paroccipital</i> .	
Antero-parietal.	See <i>Frontal, ascending</i> .	
Antero-temporal.	See <i>Temporal, first</i> .	
Antorbital.	Frontal lobe (of orang-outang), orbital surface.	<i>Internally</i> , olfactory lobe.
Arcuate.	See <i>Uncinate</i> .	
Of Arnold.	See <i>Posterior, inferior</i> .	
Basilar, internal.	Frontal lobe (orbital face); probably the rectus convolution, <i>q. v.</i>	
Basirrhinal.	Temporal lobe, near tip.	Hippocampal and amygdaline fissures.
Breves.	The larger number of the insular convolutions, as distinguished from the long insular.	
Bridging.	See <i>Annectant</i> .	
Broca's.	The inferior or third frontal convolution, <i>q. v.</i>	
Callosal.	See <i>Fornicate</i> .	
Calloso-marginal.	See <i>Fornicate</i> .	
Central, anterior.	See <i>Frontal, ascending</i> .	
Central, posterior.	See <i>Parietal, ascending</i> .	
Choroid, anterior.	In the embryo, the convexity of the parietes of the lateral recess of the fourth ventricle.	
Choroid, inferior.	See <i>Choroid, posterior</i> .	
Choroid, posterior.	In the embryo, a convexity posterior to the anterior choroid convolution in the lateral recess of the fourth ventricle.	
Choroid, superior.	See <i>Choroid, anterior</i> .	
Of the corpus callosum.	See <i>Fornicate</i> .	
Cruciate.	See <i>Orbital convolutions</i> .	
Cuneate.	Occipital lobe, median aspect of cerebrum; wedge-shaped.	<i>Above</i> , parieto-occipital fissure. <i>Below</i> , calcarine fissure.
Cuneiform.	See <i>Abrupt</i> .	
Dentate.	In the dentate fissure; rudimentary in man.	<i>Above</i> , the tænia hippocampi; terminates in the notch of the uncinate gyrus.
Descending.	Occipital lobe.	<i>Anteriorly</i> , post-calcarine fissure.
Divisus.	See <i>Frontal, ascending</i> .	
D'ourlet.	See <i>Fornicate</i> .	
External (4).	Convexity of each cerebral hemisphere (of dog).	

TABLE OF CONVOLUTIONS OR GYRI OF THE CEREBRUM.—*Continued.*

NAME.	LOCATION.	BOUNDARIES.
Fornicate.	Median surface of cerebrum, immediately above the corpus callosum.	<i>Above</i> , calloso-marginal fissure. <i>Internally</i> , great longitudinal fissure. <i>Below</i> , corpus callosum.
Frontal.	See <i>Frontal, ascending</i> .	
Frontal, ascending.	Frontal lobe.	<i>Above and below</i> , generally continuous with the ascending parietal convolution. <i>Posteriorly</i> , fissure of Rolando. <i>Anteriorly</i> , precentral and supercentral fissures.
Frontal, first.	See <i>Frontal, superior</i> .	
Frontal, inferior.	Frontal lobe, lower and outer portion. U-shaped convolution; forms an essential part of Broca's speech-center.	<i>Above</i> , subfrontal fissure. <i>Posteriorly</i> , the ascending frontal convolution. <i>Anteriorly</i> , becomes the posterior orbital convolution.
Frontal, lower.	See <i>Frontal, inferior</i> .	
Frontal, middle.	See <i>Frontal, second</i> .	
Frontal, second.	Frontal lobe between the superior and inferior frontal convolutions.	<i>Posteriorly</i> , continuous with the ascending frontal convolution. <i>Anteriorly</i> , continuous with the middle orbital convolution. <i>Above</i> , superfrontal fissure. <i>Below</i> , subfrontal fissure.
Frontal, straight.	See <i>Rectus</i> .	
Frontal, superior.	Frontal lobe.	<i>Posteriorly</i> , continuous with ascending frontal c. <i>Anteriorly</i> , continuous with the internal orbital. Its mesal surface is called the marginal c. <i>Below</i> , the superfrontal fissure.
Frontal, third.	See <i>Frontal, inferior</i> .	
Frontal, transverse.	See <i>Frontal, ascending</i> .	
Frontal, upper.	See <i>Frontal, superior</i> .	
Fronto-marginal.	Frontal lobe of cerebrum, median aspect.	<i>Above</i> , fronto-marginal fissure. <i>Below</i> , supercallosal fissure.
Fronto-parietal, middle.	See <i>Frontal, superior</i> .	
Fusiform.	See <i>Subcollateral</i> .	
Geniculate.	"Passes from the anterior extremity of the fornicate convolution over the upper surface of the callosum, becoming the medial and lateral striæ Lancisi."	
Glossiform.	See <i>Subcalcarine</i> .	
Hippocampal.	Extends from the splenium, dipping behind and below the callosum, and continuing forward to the uncinate convolution.	The hippocampal and collateral fissures. <i>Anteriorly</i> , the uncinate convolution. <i>Posteriorly</i> , the splenium.
Infero-frontal.	See <i>Subfrontal</i> .	
Inflected.	A V-shaped convolution about the inflected fissure.	
Infra-marginal.	Temporo-sphenoidal lobe, the superior convolution.	<i>Above</i> , the Sylvian fissure. <i>Below</i> , the super-temporal or parallel fissure.
Insular.	One of a group of small convolutions that form the island of Reil.	
Insular, long.	A portion of the insula; recognized by its length and horizontal direction.	
Intercentral.	The convolution between the two parallel central fissures, in the rare cases in which two co-exist.	The parallel central fissures.
Internal.	See <i>Fornicate</i> .	
Lingual.	See <i>Subcalcarine</i> .	
Longitudinal, superior internal.	See <i>Fornicate</i> .	
Marginal.	Frontal lobe.	<i>Internally</i> , longitudinal fissure. <i>Inferiorly</i> , the calloso-marginal fissure. <i>Posteriorly</i> , the calloso-marginal fissure and fissure of Rolando.



TABLE OF CONVOLUTIONS OR GYRI OF THE CEREBRUM.—*Continued.*

NAME.	LOCATION.	BOUNDARIES.
Marginal, external.	See <i>Fornicate</i> .	
Marginal, inferior.	See <i>Supertemporal</i> .	
Marginal, internal.	The lamina of the septum lucidum and dentate convolution.	<i>Above</i> and <i>externally</i> , by the fornicate convolution.
Medifrontal.	See <i>Frontal, second</i> .	
Medio-parietal, transverse.	See <i>Parietal, ascending</i> .	
Meditemporal.	Middle of temporal lobe; a small horizontal convolution.	<i>Above</i> , the supertemporal fissure. <i>Below</i> , meditemporal fissure. <i>Posteriorly</i> , continuous with the angular convolution.
Mendel's.	See <i>Opercular</i> .	
Nuclear; also called <i>Rauber's convolution</i> .	A fold of gray matter in the olivary body.	
Occipital, fifth.	Occipital lobe (of gorilla). Corresponds to the lingual convolution of man.	
Occipital, first.	See <i>Occipital, superior</i> .	
Occipital, fourth.	Occipital lobe (of gorilla). Corresponds to the fusiform of man.	
Occipital, inferior.	Occipital lobe.	<i>Above</i> , middle occipital fissure. <i>Below</i> , inferior occipital fissure. <i>Anteriorly</i> , continuous with middle temporo-sphenoidal convolution.
Occipital, lower.	See <i>Occipital, inferior</i> .	
Occipital, middle.	Occipital lobe, between the first and third occipital convolutions.	<i>Superiorly</i> , transverse occipital fissure. <i>Inferiorly</i> , inferior longitudinal and occipital fissures. <i>Internally</i> , the median longitudinal fissure. <i>Externally</i> or <i>anteriorly</i> , it runs into the angular gyrus.
Occipital, second.	See <i>Occipital, middle</i> .	
Occipital, superior.	Occipital lobe, superior surface, upper convolution.	Connected with the superior parietal by the annectant gyrus.
Occipital, third.	See <i>Occipital, inferior</i> .	
Occipital, upper.	See <i>Occipital, superior</i> .	
Occipito-temporal.	Lower surface of temporo-sphenoidal lobe.	
Occipito-temporal, inferior.	See <i>Subcollateral</i> .	
Occipito-temporal, lateral.	See <i>Subcollateral</i> .	
Occipito-temporal, middle.	See <i>Subcalcarine</i> .	
Occipito-temporal, superior.	See <i>Subcalcarine</i> .	
Olfactory.	Arises in the anterior perforated space, passing forward in the olfactory sulcus, and ending in the olfactory bulb.	
Olfactory, external.	The lateral root of the olfactory tract.	<i>Internally</i> , the olfactory groove.
Olfactory, internal.	Frontal lobe; the ridge along the inner side of the olfactory groove. The internal root of the olfactory tract.	
Opercular; also called <i>Mendel's convolution</i> .	Frontal lobe.	Enters into the operculum.
Of the operculum.	See <i>Breves</i> .	
Orbital.	Frontal lobe; small convolutions on the orbital surface.	
Orbital, anterior.	Frontal lobe.	Continuous with the middle frontal convolution. <i>Posteriorly</i> , orbital sulcus.
Orbital, external.	See <i>Frontal, inferior</i> .	
Orbital, internal.	Frontal lobe.	<i>Internally</i> , the rectus convolution.

TABLE OF CONVOLUTIONS OR GYRI OF THE CEREBRUM.—*Continued.*

NAME.	LOCATION.	BOUNDARIES.
Orbital, lateral.	Frontal lobe.	The ventral portion of the subfrontal convolution.
Orbital, middle.	Frontal lobe.	<i>Internally</i> , the internal orbital convolution.
Orbital, posterior.	Frontal lobe, a small convolution.	<i>Anteriorly</i> and <i>internally</i> , the orbital fissure. Continuous with the inferior frontal convolution.
Orbital, transverse.	Frontal lobe, posterior portion of inferior surface.	
Paracentral.	Parietal and post-frontal lobes, mesial aspect. It is the motor area for some part of the leg.	<i>Below</i> , the paracentral fissure. <i>Dorsal</i> , the precuneus.
Pararolandicus.	See <i>Paracentral</i> .	
Parietal.	See <i>Superior</i> .	
Parietal, ascending.	Parietal lobe.	<i>Anteriorly</i> , fissure of Rolando. <i>Posteriorly</i> , intraparietal fissure. <i>Below</i> , fissure of Sylvius. <i>Above</i> and <i>below</i> , usually continuous with the ascending frontal, and also <i>above</i> with the superior parietal convolutions.
Parietal, first.	See <i>Parietal, superior</i> .	
Parietal, inferior.	See <i>Subparietal</i> .	
Parietal, middle.	See <i>Angular</i> .	
Parietal, posterior.	See <i>Parietal, ascending</i> .	
Parietal, second.	See <i>Angular</i> and <i>Subparietal</i> .	
Parietal, superior.	Parietal lobe.	Continuous <i>anteriorly</i> with ascending frontal (generally). <i>Anteriorly</i> , upper part of fissure of Rolando. <i>Posteriorly</i> , the external parieto-occipital fissure. <i>Inferiorly</i> , the intraparietal fissure.
Parietal, third.	See <i>Marginal</i> .	
Parietal, upper.	See <i>Parietal, superior</i> .	
Parieto-occipital, lateral.	See <i>Occipital, middle</i> .	
Parieto-occipital, middle (of Schwalbe).	Occipital lobe; the dorsal surface of the superior occipital convolution.	
Paroccipital.	Occipital and parietal lobes; U-shaped, curving around the dorsal end of the occipital fissure.	<i>Laterally</i> , the paroccipital fissure. <i>Mesially</i> , the margin of the cerebrum.
Post-central.	See <i>Parietal, ascending</i> .	
Postcruciate.	Posterior portion of the sigmoid convolution.	
Posterior, inferior (of Arnold).	Occipito-temporal lobe, ventral aspect.	
Postero-parietal.	See <i>Parietal, ascending</i> .	
Post-frontal.	See <i>Post-cruciate</i> .	
Postrolandicus.	See <i>Parietal, ascending</i> .	
Precentral.	See <i>Frontal, ascending</i> .	
Precruciate.	In the dog's brain, the convolution lying in front of the cruciate fissure.	<i>Posteriorly</i> , the cruciate fissure.
Prefrontal.	See <i>Precruciate</i> .	
Preorbital.	Prefrontal lobes at junction of frontal and orbital aspects of the cerebrum.	<i>Caudad</i> , preorbital (or orbito-frontal) fissure.
Prerolandicus.	See <i>Frontal, ascending</i> .	
Quadrate.	Parietal lobe of cerebrum, median surface.	<i>Anteriorly</i> , calloso-marginal fissure. <i>Posteriorly</i> , the parieto-occipital fissure. <i>Below</i> , continuous with the fornicate convolution.
Rauber's.	See <i>Nuclear</i> .	
Rectus.	Frontal lobe, orbital aspect.	Between the olfactory fissure and the mesial margin.



TABLE OF CONVOLUTIONS OR GYRI OF THE CEREBRUM.—*Continued.*

NAME.	LOCATION.	BOUNDARIES.
Retrocentral.	See <i>Parietal, ascending.</i>	
Rolandicus, anterior.	See <i>Precentral.</i>	
Rolandicus, posterior.	See <i>Post-central.</i>	
Sagittal.	In <i>Edentata</i> , the longitudinal convolution.	Lies next to the longitudinal fissure.
Of Schwalbe.	See <i>Parieto-occipital, middle.</i>	
Sigmoid.	A U-shaped convolution, including important motor areas.	Surrounding the cruciate fissure.
Straight.	See <i>Rectus.</i>	
Subcalcarine.	Occipital and temporal lobes; a narrow convolution.	<i>Above</i> , calcarine fissure. <i>Below</i> , collateral fissure. <i>Peripherad</i> , the cuneus.
Subcallosal (of Zuckerkandl).	Mesial aspect of cerebrum.	Reaches from the chiasm to the rostrum.
Subcollateral.	Temporal lobe; the fusiform lobules of the brain.	Connects the occipital and temporal lobes. <i>Above</i> , collateral fissure. <i>Below</i> , subtemporal fissure.
Subfrontal.	See <i>Frontal, inferior.</i>	
Subparietal.	Parietal lobe.	<i>Above</i> , parietal fissure. <i>Anteriorly</i> , continuous with the marginal and angular convolutions. <i>Posteriorly</i> , the paroccipital fissure.
Subtemporal.	See <i>Temporal, inferior.</i>	
Superfrontal.	See <i>Frontal, superior.</i>	
Superior.	See <i>Temporo-sphenoidal, superior.</i>	
Supertemporal.	See <i>Infra-marginal.</i>	
Supra-marginal.	Inferior parietal lobe, anterior portion.	<i>Anteriorly</i> , the inferior extremity of the intraparietal fissure. <i>Below</i> , continuous with the ascending parietal and superior temporo-sphenoidal convolutions.
Supra-orbital.	See <i>Frontal, inferior.</i>	
Supra-sylvian.	The third external convolution of the dog.	
Sylvian.	In <i>Marsupials</i> , the portion of the brain surrounding the fissure of Sylvius.	
Temporal, first.	See <i>Infra-marginal.</i>	
Temporal, inferior.	Temporo-sphenoidal lobe; the lowest of the three convolutions.	<i>Posteriorly</i> , connected with the third occipital convolution. <i>Above</i> , the meditemporal fissure. <i>Below</i> , the subtemporal fissure.
Temporal, inframarginal.	See <i>Temporo-sphenoidal, superior.</i>	
Temporal, lateral inferior.	See <i>Temporal, inferior.</i>	
Temporal, lower.	See <i>Temporo-sphenoidal, inferior.</i>	
Temporal, middle.	See <i>Meditemporal.</i>	
Temporal, second.	See <i>Meditemporal.</i>	
Temporal, superior.	See <i>Infra-marginal.</i>	
Temporal, third.	See <i>Subtemporal.</i>	
Temporal, transverse.	Temporal lobe, ental surface; a number (2 to 4) of short convolutions near its extremity.	
Temporal, upper.	See <i>Infra-marginal.</i>	
Temporo-occipital.	See <i>Occipital, inferior.</i>	
Temporo-occipital, internal.	See <i>Fusiform.</i>	
Temporo-occipital, middle.	See <i>Calcarine.</i>	
Temporo-sphenoidal, first.	See <i>Temporo-sphenoidal, superior.</i>	

TABLE OF CONVOLUTIONS OR GYRI OF THE CEREBRUM.—*Continued.*

NAME.	LOCATION.	BOUNDARIES.
Temporo-sphenoidal, inferior.	See <i>Temporal, inferior.</i>	
Temporo-sphenoidal, middle.	See <i>Meditemporal.</i>	
Temporo-sphenoidal, superior.	See <i>Infra-marginal.</i>	
Transeundus.	See <i>Transitional.</i>	
Transitional.	A small convolution.	<i>Anteriorly</i> , the ascending branch of the fissure of Sylvius.
Transverse.	See <i>Frontal, ascending.</i>	
Triangular.	Frontal lobe.	<i>Posteriorly</i> , the opercular convolution.
Unciform.	See <i>Breves.</i>	
Uncinate.	Temporo-sphenoidal lobe (median surface).	<i>Above</i> , the calcarine and dentate fissures. <i>Below</i> , the collateral fissure. <i>Internally</i> , the great longitudinal fissure.
Vaulted.	See <i>Fornicate.</i>	
Of Zuckerkandl.	See <i>Subcallosal.</i>	

**Copodyscinesia** (*kop-o-dis-in-e'-se-ah*) [κόπος, toil, fatigue; δύς, hard; κίνησις, motion]. Difficult or faulty motion due to constant repetition of the same act. Lewis's term for the so-called Fatigue-diseases.

**Copopsia** (*ko-pop'-se-ah*). See *Copiopia*.

**Copos** (*kop'-os*) [κόπος, fatigue]. 1. Lassitude; exhaustion after illness. 2. Cramp in the calves of the legs.

**Copper** (*kop'-er*) [ME., *coper*, copper]. Cuprum. A reddish-brown metal not used in medicine in its metallic form, but represented by several salts. The latter are gastro-intestinal irritants, producing nausea and emesis. See *Elements, Table of*. **C. acetate**, Cu (C<sub>2</sub>H<sub>3</sub>O<sub>2</sub>)<sub>2</sub>, verdigris, used in pulmonary diseases, and as a lotion in skin-diseases. Dose gr.  $\frac{1}{10}$ – $\frac{1}{4}$ . **C. aceto-arsenite**, Paris Green, used as a pigment and an insecticide.

**C. ammoniate**, unof., ammonium carbonate 3, copper sulphate 4 parts. Useful in chorea, hysteria, etc. Dose gr.  $\frac{1}{6}$ – $\frac{1}{2}$ . **C. arsenite**, a salt valuable in intestinal diseases. Dose gr.  $\frac{1}{10}$ – $\frac{1}{5}$ . **C. nitrate** (B. P.), Cu (NO<sub>3</sub>)<sub>2</sub>·3H<sub>2</sub>O, is used for the same purposes as the sulphate. **C. sulphate**, CuSO<sub>4</sub>·5H<sub>2</sub>O, soluble in water, valuable as an emetic. Dose, as an emetic, gr. ij–v, as a tonic, gr.  $\frac{1}{6}$ – $\frac{1}{2}$ . **C. Amalgam**, a metallic filling-material composed of chemically pure copper and redistilled mercury. **C.-colic**. See *Colic*.

**C.-glass**. Same as *Egyptian Blue*. **C.-green**. Same as *Malachite-green*. **C. Indigo**. Same as *Oil Blue*.

**C. Lazulite**. Same as *Azurite*. **C.-nose**. Synonym of *Acne rosacea*. **C., Potassio-tartrate Sol.**, Fehling's solution, unof., copper sulphate gr. 70, distilled water ℥ 400; also dissolve Rochelle salt, gr. 488, in water ℥ 1600; when required, mix and add water to make ℥ 2720. Used as a test for glucose.

**Copperas** (*kop'-er-as*) [*cupri rosa*, rose of copper (?)]. A common name for ferrous sulphate. See *Ferrum*.

**C.-black**. See *Pigments, Conspectus of*.

**Coppice-bark** (*kop'-is-bark*). See *Oak-bark*.

**Copra** (*kop'-rah*) [Hind.]. The dried and crushed kernel of the cocoa-nut, from which cocoa-oil is expressed.

**Copragogue** (*kop'-rag-og*) [κόπος, dung; ἀγωγός, leading]. A remedy to carry off feces; a purgative.

**Copremesis** (*kop-rem'-es-is*) [κόπος, dung; ἐμεσις, vomiting]. The vomiting of fecal matter.

**Copremia** (*kop-re'-me-ah*) [κόπος, dung; αἷμα, blood]. A form of general blood-poisoning arising

from absorption of unduly retained feces. This condition is occasionally met with in chronic constipation. The symptoms are anemia, sallow complexion, anorexia, frontal headache, vertigo, nausea, flatulence, thirst, lithemia, fetid breath, lassitude, hypochondriasis, and irritability of temper.

**Copremic** (*kop-rem'-ik*) [κόπος, dung; ἐμεσις, vomiting]. Relating to or affected with copremia.

**Coproctic** (*kop-rok'-tik*) [κόπος, feces]. Relating to feces; fecal.

**Coproecholalia** (*kop-ro-ek-o-la'-le-ah*) [κόπος, filth; ἤχώ, an echo; λαλιά, a babbling]. The mechanical and purposeless utterance of obscene words by the insane.

**Coprolalia** (*kop-ro-la'-le-ah*) [κόπος, filth; λαλιά, speech]. The use of filthy and offensive language as a manifestation of disease. See *Habit-spasm*.

**Coprolith** (*kop'-ro-lith*) [κόπος, dung; λίθος, stone]. A hard mass of fecal matter in the bowels.

**Coprothagous** (*kop-roff'-ag-us*) [κόπος, dung; φαγεῖν, eat]. In biology, applied to dung-feeding beetles.

**Coprophagy** (*kop-roff'-a-je*) [κόπος, dung; φαγεῖν, to eat]. The eating of ordure; a symptom sometimes seen in insane and hysterical patients.

**Coprophilous** (*kop-roff'-il-us*) [κόπος, dung; φίλος, loving]. In biology, fond of feeding or growing upon dung.

**Coprorrhea** (*kop-ror'-el-ah*) [κόπος, dung; ῥέειν to flow]. Synonym of *Diarrhea*.

**Coprostasia** (*kop-ro-sta'-se-ah*). See *Coprostasis*.

**Coprostasis** (*kop-roff'-tas-is*) [κόπος, dung; στάσις, a standing]. The accumulation of fecal matter; arrest of the onward movement of fecal matters.

**Coptin** (*kop'-tin*) [κόπτειν, to cut]. A colorless alkaloid of Goldthread. See *Coptis*.

**Coptis** (*kop'-tis*) [κόπτειν, to cut]. Goldthread. The root of *C. trifolia*, a simple bitter tonic resembling quassia. It contains *coptin*, an alkaloid closely allied to berberin. Dose gr. x–xxx.

**Copula** (*kop'-u-lah*) [L., “a band”]. 1. The *copula alba cerebri*, an anterior commissure of the cerebrum. 2. A thin lamina joining the rostrum with the terma.

**Copulation** (*kop-u-la'-shun*) [*copulare*, to couple]. The act of sexual intercourse.

**Copyopia** (*kop-e-o'-pe-ah*). See *Copiopia*.



**Coqueluche** (*kōk-lūsh'*) [Fr., a hood or cowl]. Synonym of *Influenza*; also of *Whooping-cough*.

**Coquet or Coquette** (*ko-ket'*) [Fr.]. Synonym of *Influenza*.

**Coquilles** (*ko-kēl'*) [Fr.]. A variety of dark eyeglasses curved like shells.

**Cor** (*kor*) [L.; gen., *cordis*]. The heart. See *Heart*. In biology, according to Cæsalpino, the seat of the principle of life in plants. See *Root-neck*. **C. adiposum**, a heart with a simple excess of the normal sub-pericardial fat. **C. biloculare**, reptilian heart; a congenital condition in which there is absence or deficiency of the septa of both cardiac auricles and ventricles. **C. bovinum**. See *Bovine Heart*. **C. seminis**, the heart of the seed; the corcle or corcule. **C. villosum**, hairy heart; the peculiar shaggy appearance presented by the heart in acute plastic pericarditis, with the deposited fibrin existing in long shreds.

**Coraco-** (*kor'-ak-o-*) [*κόραξ*, a crow]. Pertaining to the coracoid process, as *C. brachialis*. See *Muscles, Table of*.

**Coracoid** (*kor'-ak-oid*) [*κόραξ*, a crow; *εἶδος*, likeness]. 1. Having the shape of a crow's beak. 2. The coracoid process. **C. Ligament**, a triangular ligament joining the coracoid process to the acromion. **C. Process**, a beak-shaped process of the scapula.

**Coracopectoralis** (*kor-ak-o-pek-tor-a'-lis*) [*κόραξ*, a crow; *pectus*, the breast]. The pectoralis minor muscle. See *Muscles, Table of*.

**Coral** (*kor'-al*) [*κοράλλιον*, coral]. The hard substance secreted by marine polyps. **C. Calculus**, a peculiar dendritic form of calculus found in the pelvis of the kidney, and forming a complete mold of the infundibula and calices.

**Coral Root** (*kor'-al root*). Crawley. The root of *Corallorhiza odontorhiza*, a prompt and powerful diaphoretic that is used in fevers. Dose gr. xxx. **C., Fld.**, Ext. Dose ℥xv-xxx. Unof.

**Coralliform** (*kor-al'-if-orm*) [*corallum*, coral; *forma*, shape]. In biology, resembling coral.

**Corallin** (*kor'-al-in*) [*corallinus*, coral-red]. A coloring-matter derived from rosolic acid and alcoholic ammonia. It is used for dyeing red, and is noteworthy as being a cause of local and general poisoning, and it is liable to lead to cutaneous and constitutional affections in those who wear garments dyed with it. Some observers ascribe its ill-effects to an arsenical admixture. **C.-red**. See *Pigments, Conspectus of*. **C.-yellow**. See *Pigments, Conspectus of*.

**Corallite** (*kor'-al-īt*) [*corallum*, coral]. In biology, the calcareous calyx or cup of a single coral polyp.

**Corbiculum** (*kor-bik'-u-lum*) [*corbis*, a basket]. In biology, applied to the pollen-basket or the inner side of the tarsus of a bee.

**Cord** [*chorda*, a string]. Used as a synonym for the *Umbilical Cord*, the vascular, cord-like structure connecting the placenta and fetus. **C., Coiling of**, loops about the fetus or its members. **C., Columns of**. See *Columns*. **C., False or Superior** (vocal), a fold of mucous membrane on either side of the middle line of the larynx, inclosing the superior thyro-arytenoid ligament. **C., Knots of**, real knots of the cord formed by the passage of the fetus through a loop. *False Knots*, accumulations of Wharton's jelly at particular points. **C., Presentation of**, descent of the cord, at the beginning of labor, between the presenting part and the membranes. **C., Prolapse of**, descent at the rupture of the bag of waters; *incomplete*, if remaining in the vagina, *complete*, if protruding therefrom. **C., Spinal**. See *Spinal Cord*. **C., Torsion of**, twisting upon its axis. The blood-vessels of the

cord make about 40 spiral turns. **C., Vocal**. See *Vocal Band*. **C. of Weitbrecht**, the orbicular ligament of the elbow. See also *Chorda*.

**Corda** (*kor'-dah*). See *Chorda*. **C. valvuleux**, Du-four's term for the cecal pouches or pancreatic organs invariably and normally loaded with bacteria (*Micrococcus insectorum*, Burrill) in certain families of the higher Hemiptera (*Pentatomidae*, *Scutelleridae*, *Coremlanidae*); invariably wanting in the lower Hemiptera.

**Cordial** (*kor'-jal*) [*cor*, the heart]. 1. Pertaining to the heart; exhilarant; stimulant. 2. An aromatic, spirituous stimulant.

**Cordiale** (*kor-de-a'-le*) [L.]. A cordial. **C. rubi fructus**. See *Blackberry Cordial*.

**Corditis** (*kor-di'-tis*). See *Chorditis*.

**Cordon** (*kor'-don*) [Fr., a cord or rope]. A chain of posts to enforce a quarantine against a place infected with an epidemic disease.

**Cordylus** (*kor'-dil-us*) [*κορύδύλη*, a club]. In biology, one of the tentacular "auditory clubs" of *Hydromedusæ*.

**Core** (*kor*) [ME., *core*, a core]. 1. The central slough of a boil or carbuncle. 2. The axial or central portion of the terminal corpuscle in a nerve. 3. A bundle of soft iron wires used as a magnet in the center of a coil.

**Coreclisis** (*kor-ek-li'-sis*). See *Corocclisis*.

**Corectasis** (*kor-ek'-tas-is*) [*κόρη*, pupil; *ἐκτασις*, a stretching out]. Dilatation of the pupil.

**Corectome** (*kor-ek'-tōm*) [*κόρη*, the pupil; *ἐκτέμνειν*, to cut out]. An instrument used in iridectomy.

**Corectomy** (*kor-ek'-to-me*) [*κόρη*, pupil; *ἐκτέμνειν*, to cut out]. See *Iridectomy*, and *Pupil, Artificial*.

**Corectopia** (*kor-ek-to'-pe-ah*) [*κόρη*, pupil; *ἐκτοπος*, misplaced]. An anomalous position of the pupil; displacement of the pupil.

**Coreclialysis** (*kor-e-di-al'-is-is*) [*κόρη*, pupil; *διαλύειν*, to liberate]. The production of an artificial pupil at the ciliary border of the iris.

**Coreclialstasis** (*kor-e-di-as'-tas-is*) [*κόρη*, pupil; *διάστασις*, dilatation]. Dilatation of the pupil.

**Corelysis** (*kor-el'-is-is*) [*κόρη*, pupil; *λύσις*, a loosening]. The detachment of iritic adhesions to the lens, or to the cornea.

**Coremorphosis** (*kor-e-mor'-fo-sis*) [*κόρη*, pupil; *μόρφωσις*, formation]. See *Pupil, Artificial*.

**Corencclisis** (*kor-en-kl'-sis*) [*κόρη*, pupil; *ἐγκλείσις*, inclusion]. The formation of a new pupil by displacement, the iris being drawn aside and in part excised.

**Coreometer** (*kor-e-om'-et-er*) [*κόρη*, pupil; *μέτρον*, a measure]. An instrument for measuring the pupil of the eye.

**Corephthisis** (*kor-ef'-tis-is*) [*κόρη*, pupil; *φθίσις*, a wasting]. See *Corophthisis*.

**Coreplasty** (*kor'-e-plas-te*). See *Pupil, Artificial*.

**Corese** (*kor'-es-ēz*) [*κόρις*, a bed-bug]. In botany, reddish discoid bodies found beneath the skin of grapes.

**Coreotomy** (*kor-et'-o-me*) [*κόρη*, pupil; *τέμνειν* to cut]. Iridotomy or iridectomy; any surgical cutting operation on the iris.

**Coriaceous** (*kor-e-a'-she-us*) [*corium*, leather]. In biology, leathery.

**Coriamyrtin** (*ko-re-am-er'-tin*) [*corium*, a hide; *myrtus*, myrtle]. An exceedingly poisonous principle, a glucoside, obtained from the fruit of *Coriaria myrtifolia*.

**Coriander**, or **Coriandrum** (*ko-re-an'-der*, *ko-re-an'-dram*) [*κορίαννον*, coriander]. Coriander. The fruit of *C. sativum*, an aromatic carminative and stimulant, used mainly to give flavor to other remedies and as a corrective to griping purgatives. Dose gr. ʒ-xx. **C., Ol**, the volatile oil. Dose ℥ ij-v.

**Coriaria** (*ko-re-a'-re-ah*) [L.]. A genus of poisonous shrubs of several species, having a wide geographic distribution. **C. myrtifolia**, used in dyeing and tanning, has poisonous berries and shoots. The seeds and shoots of **C. sarmentosa** of New Zealand afford what is called *toot-poison*. The memory is said to be impaired after recovery from poisoning by this plant. Unof.

**Corium** (*ko'-re-um*) [L., leather]. The deep layer of the cutis.

**Cork** (*kork*) [*cortex*, bark]. A substance obtained from the outer part of the sub-epidermic bark of certain oaks, as *Quercus ruber* and *Q. occidentalis*, of the Mediterranean region; extensively used in pharmacy, and to some extent in surgery. **C.-oak**. See *Oak-bark*. **C.-black**. See *Pigments, Conspectus of*.

**Corm** (*korm*) [*κορυός* the trunk of a tree]. The bulbous underground part of certain plants, as the crocus.

**Cormophyte** (*kor'-mo-fit*) [*κορυός*, the trunk of a tree; *φυτόν* a plant]. In biology, a term formerly applied to vascular cryptogams and flowering plants—to all plants possessing roots, stems and leaves.

**Cormus** (*kor'-mus*) [*cormus*, a tree-trunk: *pl.*, *Cormi*]. In biology, a colony of animals, associated "personae." See *Corm*.

**Corn** [*cornu*, horn]. A local induration and thickening of the skin from friction or pressure. See *Clavus*.

**C.-flower**. See *Centaurea*. **C.-plaster**, a thick plaster worn over a corn, sometimes as a direct curative agent, and sometimes to prevent pressure and friction from the shoe. **C.-silk**, the long, thread-like styles of Indian corn, gathered while still green and succulent. It is used occasionally to relieve the pain and spasm of chronic and subacute cystitis, and is also recommended for gonorrhea, gravel, rheumatism, gout, etc. Dose of the *tincture* ʒss to j. See *Zea mays*. **C.-smut**. See *Ustilago*. **C.-starch**, the commercial name of a starch derived from maize, and extensively used as an article of food, especially for invalids.

**Cornalia's Corpuscles**. See *Bacteria, Synonymatic Table of*.

**Cornalian Corpuscles**. See *Bacteria, Synonymatic Table of*.

**Corne's Test**. See *Tests, Table of*.

**Cornea** (*kor'-ne-ah*) [*corneus*, horny]. The transparent anterior portion of the eyeball, its area occupying about one-sixth the circumference of the globe. It is continuous with the sclerotic, and is nourished by lymph from the looped blood-vessels at its peripheral border. It is lined posteriorly by Descemet's membrane; the conjunctiva is firmly adherent to its substance in front. **C.**, **Conical**. See *Keratoglobus*. **C.**, **Leukoma of**. See *Leukoma*. **C.**, **Tattooing of**. See *Tattooing*. **C.**, **Transplantation of**, the operation of engrafting a section of transparent cornea from some animal into the space of an excised portion of leukomatous human cornea.

**Corneal** (*kor'-ne-al*) [*corneus*, horny]. Relating to the cornea. **C. Reflex**. See *Reflexes, Table of*.

**Cornein** (*kor'-ne-in*) [*corneus*, horny],  $C_{30}H_{44}N_9O_{11}$ . The skeleton of gorgonia and certain corals.

**Corneitis** (*kor-ne-i'-tis*). See *Keratitis*.

**Corneocalcareous** (*kor-ne-o-kal-ka'-re-us*) [*corneus*, horny; *calcareus*, pertaining to lime]. In biology, formed of a mixture of horny and calcareous substances.

**Corneosilicious** (*kor-ne-o-sil-ish'-us*) [*corneus*, horny; *siliceus*, pertaining to flint]. In biology, applied to sponges containing both horny and silicious substances.

**Corneous** (*kor'-ne-us*) [*corneus*, horny]. Horny, or horn-like. **C. Tissue**, the substance of the nails.

**Cornet** (*kor-net'*) [*cornu*, a horn]. A small ear-trum-

pet worn within the auricula, and sometimes concealed by the hair of the wearer.

**Cornic Acid** (*kor'-nik*). See *Cornin*.

**Cornicle** (*kor'-nik-l*) [*corniculum*, dim. of *cornu*, a horn]. In biology, one of the horn-like excretory ducts on the back of a plant-louse.

**Corniculum** (*kor-nik'-u-lum*) [*cornicula*, a little horn: *pl.*, *Cornicula*]. A small cornu or horn-like process.

**C. laryngis**, a small, horn-shaped mass of cartilage on the arytenoid cartilages; called also the *Cartilages of Santorini*.

**Cornification** (*kor-nif-ik-a'-shun*) [*corneus*, horny; *facere*, to make]. The process of hardening or making horny.

**Corniform** (*kor'-nif-orm*) [*cornu*, a horn; *forma*, shape]. In biology, shaped like the horn of an ox.

**Cornin** (*kor'-nin*) [*corneus*, horny]. A precipitate from the tincture of the bark of Dogwood, *Cornus florida*; it occurs in white, silky, bitter crystals, and is a tonic, stimulant, and astringent. Dose two to four grains. Unof.

**Corning's Method**. See *Treatment, Methods of*.

**Cornu** (*kor'-nu*) [L.: *pl.*, *Cornua*]. A horn. A name applied to any excrescence resembling a horn. **C. ammonis**, the *hippocampus major* of the brain. **C. cervi**, hartshorn or ammonium hydrate. **C. cutaneum**, cornu humanum, a horn or excrescence arising from the skin, with a deeper portion imbedded within. These horns vary in shape and size, and may resemble the horns of lower animals. They are solid, dry, dense, smooth or corrugated, laminated or excavated on the surface, often elongated and conical at the extremity. In color they are white, gray, yellow, brown, or black. They may be single or multiple, and may involve any region of the body, though usually seen on the scalp and face. They are likely to recur on removal. **C. humanum**. See *C. cutaneum*. **C. sacri**, the prominence on each bone of the sacrum.

**Cornual** (*kor'-nu-al*) [*cornu*, a horn]. Relating to a cornu. **C. Myelitis**, myelitis affecting the anterior cornua of the spinal cord.

**Cornuan's Operation**. See *Operations, Table of*.

**Cornus** (*kor'-nus*) [L.]. Dogwood. The bark of the root of *C. florida*, with properties due to a crystalline principle, *cornin*. It is a simple stomachic, bitter and somewhat antiperiodic. **C.**, **Fld. Ext.** Dose ʒx-ʒj.

**Cornutin** (*kor-nu'-tin*). One of the poisonous basic principles or alkaloids of *Ergot*. Unof.

**Coroclis, or Corocleisis** (*ko-ro-kl'i'-sis*) [*κόρη*, pupil; *κλείσις*, a closure]. Pathologic closure or obliteration of the pupil.

**Corodialysis** (*kor-o-di-al'-is-is*) [*κόρη*, the pupil; *διάλυσις*, a loosening]. See *Iridodialysis*.

**Corodiastasis** (*kor-o-di-as'-tas-is*) [*κόρη*, the pupil; *διάστασις*, separation]. Dilatation of the pupil.

**Corolla** (*ko-rol'-ah*) [*corolla*, dim. of *corona*, a crown]. In biology, the inner floral envelop.

**Corona** (*ko-ro'-nah*) [*corona*, a garland]. A crown. See, also, *Capsula*. **C. ciliaris**, the ciliary ligament. **C. dentis**, the crown of a tooth, *q. v.* **C. glandis**, the ridge of the *glans penis*. **C. ovariana**, the crescentic area of tympany above the area of dulness in cases of ovarian tumor. **C. radiata**, a radiating mass of white brain-substance ascending from the internal capsule to the cortex cerebri. **C. veneris**, a circle of syphilitic blotches occurring on the forehead; sometimes dependent upon caries or inflammation of the frontal bone.

**Coronad** (*kor'-o-nad*) [*corona*, the crown; *ad*, to]. Toward the coronal aspect of the head.

**Coronal** (*kor-o'-nal*) [*corona*, the crown]. Pertaining to the crown of the head. **C. Intestine**. See



*Perogaster*. **C. Suture**, the suture joining the frontal with the two parietal bones.

**Coronamen** (*kor-o-na'-men*) [*L.*, a crowning: *pl.*, *Coronamina*]. Same as *Coronet*.

**Coronary** (*kor'-o-na-rē*) [*corona*, a crown]. A term applied to vessels, nerves, or attachments that encircle a part or organ. **C. Bone**, the small pastern or median phalanx of a horse's foot.

**Coronate** (*kor'-o-nāt*) [*coronatus*, to crown]. In biology, provided with a crown.

**Coronen** (*ko-ro'-nen*) [*corona*, a crown]. Belonging to the corona in itself.

**Coroner** (*kor'-o-ner*) [*coronator*, a crown, an officer appointed by the Crown]. An officer who inquires by authority of the law into the causes of deaths of sudden or violent occurrence. **C.**, **Inquest** of, the legal inquiry before a jury into the cause of a sudden or violent death.

**Coronet** (*kor'-o-net*) [*Fr.*, *coronette*, dim. of *corone*, a crown]. 1. In biology, a crowning circle of hairs. 2. In veterinary surgery, the lowest part of the pastern of the hoof, also called *coronamen*.

**Coronilla** (*kor'-o-nill'-ah*) [dim. of *corona*, a crown]. A genus of leguminous herbs. **C. emerus** is purgative. **C. scorpeoides**, abundant in southwestern Europe, has doubtful value in cardiac affections when increased amplitude of pulsation is required. **C. varia** is diuretic, purgative, and poisonous. Unof.

**Coronillin** (*kor'-o-nill'-in*) [dim. of *corona*, a crown]. A glucosid from *Coronilla scorpeoides*; it is said to be a diuretic cardiant.

**Corono-basilar** (*kor-o-no-ba'-sil-ar*) [*corona*, a crown; *basis*, the base]. Extending from the coronal suture to the basilar aspect of the head.

**Coronofacial** (*kor-o-no-fa'-shal*) [*corona*, crown; *facies*, face]. Relating to the crown of the head and to the face.

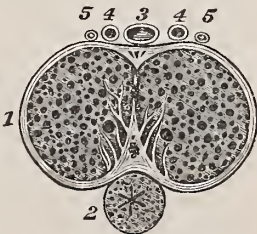
**Coronoid** (*kor'-o-noid*) [*corona*, crown; *εἶδος*, likeness]. Crown-shaped; as the **C. process** of the ulna or of the jaw.

**Coronule** (*kor'-o-nūl*) [*coronula*, dim. of *corona*, a crown]. In biology, the tuft of down forming a crown to certain seeds.

**Corophthisis** (*ko-roff'-tis-is*) [*κόρη*, pupil; *φθίσις*, a wasting]. Habitual or permanent contraction of the pupil due to a wasting disease of the eye.

**Corpora** (*kor'-por-ah*) [*pl.* of *corpus*, a body]. A general term applied to certain parts of the body having a rounded or ovoid shape. **C. albicantia**. See *C. mammillaria*. **C. arantii**, the tubercles, one in the center of each segment of the semilunar valves. **C. cavernosa**, the cylindric bodies of erectile tissue forming the chief part of the penis. Also the two masses of erectile tissue composing the clitoris. See *Penis*. **C. geniculata**, two small eminences projecting from the optic thalami. **C. libera articulatorum**. *Mures Articulatorum*; joint-mice; loose bodies, either fibromatous, lipomatous, or chondromatous in nature, occurring occasionally in joints. They vary in size from that of a pea to that of a walnut, and are of all shapes. They are most frequent in the knee-joint.

They are of traumatic origin. **C. mammillaria**, *Corpora albicantia*; 1. *Corpora cavernosa*. 2. *Corpus spongiosum*. 3. *Dorsal vein*. 4. *Arteries*. 5. *Nerves*.



CORPORA CAVERNOSA AND ADJACENT PARTS. (Potter.)

formed by the spreading out on the surface of Gudden's ganglion and an adjoining ganglion of the somewhat interwoven fibers of Gudden's and Vicq d'Azyr's bundles. They form the bulbs of the fornix. **C. olivaria**, the two oval masses behind the pyramids of the medulla oblongata. **C. oryzoidea**, the rice-like corpuscles or melon-seed bodies of hygomata. **C. pyramidalia**, the two bundles of white matter of the medulla oblongata, situated below the pons varolii. **C. quadrigemina**, the optic lobes of the brain, the four rounded eminences situated under the corpus callosum. The anterior pair are called the *nates*, and the posterior, the *testes*. **C. restiformia**, the large columns or cord-like bodies extending from the medulla to the cerebrum. **C. striata**, two organs, one in each lateral ventricle of the brain, composed of the caudate and lenticular nuclei. The first, or intraventricular portion, extends into the lateral ventricle. **C. wolffiana**, the "primordial kidney."

**Corporeal** (*kor'-por'-e-al*) [*corpus*, a body]. Pertaining to the body. **C. Endometritis**. See *Endometritis*.

**Corpse** (*korps*) [*ME.*, *corps*, a dead body]. See *Cadaver*. **C.-plant**, the *Monotropa uniflora*, a singular saprophytic plant of Asia and N. America; it is a popular remedy for epilepsy and for sore-eyes. Unof.

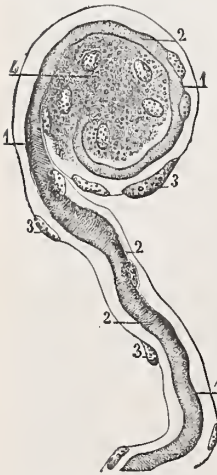
**Corpulency** (*kor'-pu-len-se*) [*corpulentus*, corpulent]. Obesity; fatness of the body.

**Corpulent** (*kor'-pu-lent*) [*corpulentus*, corpulent]. Excessively fat; obese.

**Corpus** (*kor'-pus*) [*corpus*, a body; *pl.*, *Corpora*]. A body; the human body. **C. of Arantius**. See *Callosum*. **C. callosum**. See *Commissure*. **C. cavernosum vaginæ**, the spongy tissue of the vagina. **C. candicans**, corpus mamillare; a small white tubercle lying on the base of the brain, one on each side under the thalamus. The two form the boundary-point between the fore-brain and inter-brain; each is composed of three nuclei. **C. ciliare**, the ciliary body of the eye. **C. dentatum**. See *Ovary Body*. Also a ganglion of the cerebellum, an open bag or capsule of gray matter, on section of a dentated outline, and open anteriorly. **C. highmorianum**, the mediastinum of the testis, a reflection inward of the tunica albuginea into the testicle at its posterior border. **C. fimbriatum**, the lateral thin edge of the tænia hippocampi. See also *Fimbria*. **C. luteum**, the yellow body. Hypertrophy of the *membrana propria*, or *reticulata* of the ovisac, after the escape of the ovule. **C. L.**, **False**, that resulting when pregnancy does not occur, called also the **C. L. of Menstruation**. **C. L.**, **True**, that resulting when pregnancy takes place, called also the **C. L. of Pregnancy**, and differing in several respects from the first. **C. mamillare**. See *Corpus candicans*. **C. pampiniforme**, the parovarium. **C. spongiosum**, the spongy body enclosing the urethra, etc. **C. striatum**. See *Corpora*. **C. trapezoides**, the arbor of the cerebellum. **C. trigonum**. See *Trigonum vesicæ*. **C. uteri**. See *Uterus*. **C. vertebræ**. See *Centrum*. **C. Vitreum**. See *Vitreous Humor*.

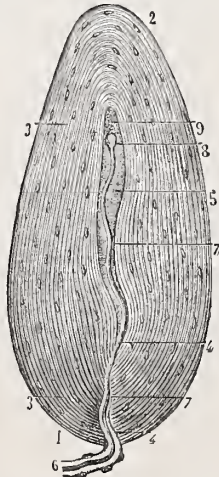
**Corpuscle** (*kor'-pus-l*) [dim. of *corpus*]. A name loosely applied to almost any small, rounded, or oval body. **C.**, **Bizzozero's**. See *Blood-platelets*. **C. of Blood**, the minute, biconcave, flat discs, circular in man, elliptic in the camel, and oval in birds and reptiles. They are distinguished as red and white, or colorless. Red corpuscles have been divided, according to their size, into **normoblasts** (normal in size), **megaloblasts** or **megalocytes** (of excessive size), **microblasts** or **microcytes** (abnormally small), and **poikiloblasts** or **poikilocytes** (of irregular shape and size). The red corpuscles in the blood of man

are about  $\frac{1}{200}$  in. in diameter and  $\frac{1}{2400}$  in. thick. They consist of a colorless stroma (paraglobulin, cholesterin, lecithin, and neurin) infiltrated with coloring-matter (hemoglobin). The **white or colorless corpuscles** are flattened, binucleated or trinucleated cells, about  $\frac{1}{2500}$  in. in diameter, and exist in the ratio of 1 : 400 compared with red corpuscles. They possess contractile power, alter their shape readily, and in general appearance closely resemble amebæ. They are most numerous in venous blood. The colorless corpuscles are variously designated as *eosinophile*, *basophile*, *neutrophile*, *mononuclear*, *polynuclear*, *lymphocytes*, *transitional*, *large*, *small*, etc. **C. of Donné**. See *Colostrum-corpuscles*. **C., Eichhorst's**, a special form of microcyte in the blood of those suffering from pernicious anemia. **C., Gluge's**, a variety of large cells containing fat-drops, myelin, or detritus. They are called also *Compound Granule-Cells* and *Inflamma-*



CORPUSCLE OF KRAUSE.

- 1, 1. Nerve-tubule. 2, 2. Its medullary substance. 3, 3, 3. Nuclei of the sheath of Schwann. 4. Granular substance occupying the center of the corpuscle and the contained nuclei.



CORPUSCLE OF PACINI.

1. Base, or proximal extremity. 2. Summit, or distal extremity. 3. Capsules displaying nuclei. 4, 4. Attachment of capsules to sheath of nerve-tubule. 5. Cavity of corpuscle. 6. Nerve-tubule. 7, 7. Nerve-tubule successively losing its medullary sheath and neurilemma. 8. Enlargement in which it terminates. 9. Granular matter continuous with the base of this enlargement.

*tory Corpuscles*. **C. of Krause**, the spherical or ovoid corpuscles occurring at the ends of the nerve-tubules that emerge from a nerve-plexus. They occur in the conjunctiva, the edges of the lips, and various mucous and glandular surfaces. **C., Malpighian**, a name applied to the splenic corpuscles, and to the Malpighian bodies. **C. of Neumann**, the nucleated colored corpuscles of the blood seen after repeated hemorrhages. **C., Norris's Invisible**, colorless, transparent, biconcave discs of the same size as the red ones, invisible in the serum because their color and refractive index are the same as those of the liquor sanguinis; they are believed by Norris to exist normally in the blood. They are probably red corpuscles that have lost their hemoglobin. **C., Pacinian**, certain small corpuscles occurring in the subcutaneous cellular tissue of the fingers and toes. **C. of Purkinje**, a bone-cell. See *Purkinje*. **C., Shadow**. See *Shadow*. **C., Tactile**, of **Wagner**, the small, oval bodies found

in the papillæ of the skin and enveloped by nerve-fibers. **C. of v. Tröltsch**, a name formerly given to a series of lymph-channels between the two layers of the *lamina propria* of the ear. They are spindle-shaped on longitudinal section and stellate on transverse section, and are lined with endothelium. **C., Valentin's**, the small, roundish amyloid bodies found in nerve-substance. **C., Weber's**, the sinus pocularis.

**Corpuscula** (*kor-pus'-ku-lah*) [*L.*].

Plural of *Corpusculum*. **C. marginalia**, in biology, the marginal sense-organs of *Medusa*.

**Corpuscular** (*kor-pus'-ku-lar*) [*corpusculum*, a little body]. Relating to or of the nature of a corpuscle.

**Corpusculum** (*kor-pus'-ku-la'-shun*) [*corpusculum*, a corpuscle]. A condition in which the corpuscles of the blood have undergone hyperplasia, being larger and more numerous than normally.

**Corpusculous** (*kor-pus'-ku-lus*) [*corpusculum*, a corpuscle]. Corpuscular.

**Corpusculum** (*kor-pus'-ku-lum*) [*L.* : *pl.*, *Corpuscula*]. A corpuscle.

**Correctant**, or **Corrective** (*kor-ek'-tant* or *kor-ek'-tiv*) [*corrigere*, to correct]. 1. Having the power to correct or to modify favorably. 2. A substance used to modify or make more pleasant the action of a purgative or other remedy.

**Correction** (*kor-ek'-shun*) [*correctus*; *corrigere*, to amend]. The rectification of any abnormality (as a refractive or muscular defect), or of any undesirable quality (as in a medicine).

**Correlated** (*kor'-el-a-ted*) [*correlatus*, related]. Interdependent; related. **C. Atrophy**. See *Atrophy*.

**Correlation** (*kor-el-a'-shun*) [*correlatus*, related]. Interdependence; relationship.

**Corrigan's Button**. A cautery-iron. It consists of a button of iron,  $\frac{1}{2}$  inch in diameter by  $\frac{1}{4}$  inch thick, fastened in a wooden handle by a rod 2 inches long. **C. Cautery**. Same as *C. Button*. **C. Disease**. See *Diseases*, *Table of*. **C. Line**. See *Signs and Symptoms*, *Table of*, and *Line*. **C. Pulse**, water-hammer pulse. The jerking pulse of aortic regurgitation. The volume of the pulse is large, owing to the hypertrophy and dilatation of the left ventricle; hence there is a sudden expansion of the arteries. The regurgitation of the blood, however, as suddenly empties the artery, and the pulse-wave subsides rapidly. The peculiarities of the radial pulse may usually be intensified by raising the hand. It is also called the *collapsing*, *speaking*, *reading*, *locomotive*, *kicking*, and *shuttle* pulse. See *Pulse*, and *Signs and Symptoms*, *Table of*.

**Corrigent** (*kor'-ij-ent*). See *Corrective*.

**Corroborant** (*kor-ob'-o-rant*) [*corroborans*, strengthening]. 1. Tonic; strengthening. 2. A strengthening medicine.

**Corrosion** (*kor-o'-zhun*) [*corrodere*, to corrode]. The process of corroding, or the state of being corroded. **C.-anatomy**, the preparation of any anatomic specimen by means of a corrosive process that eats away those parts which it is not desired to preserve. In some cases a resisting-substance is injected, so as to preserve the vessels and ducts from corrosion. **C.-preparation**, one in which the vessels, ducts, or cavities of organs are filled by a fluid that will harden and preserve the shape of the vessel or cavity after the organ itself is corroded or digested or otherwise de-



TACTILE CORPUSCLE WITH TWO LOBES.



stroyed, the cast remaining. Three methods are used: 1. The injection is composed of rosin and white wax colored with paint, dissolved in balsam of copaiba; after the injection, the organ is destroyed by hydrochloric acid and water. 2. *Wood's Fusiform Metal*, consisting of 7 parts of bismuth, 4 parts lead, 2 parts tin, and 1 part cadmium. The tissues are destroyed by caustic potash. 3. Celloidin: The cold celloidin is slowly and forcibly injected by a syringe, and the soft parts eaten by an acid or a digesting fluid.

**Corrosive** (*kor-o'-siv*) [*con*, intensive; *rodere*, to gnaw]. A substance that destroys organic tissue either by direct chemic means or by causing inflammation and suppuration. **C. Chlorid**, mercuric chlorid. **C. Sublimate**. See *Hydrargyrum*. **C.-sublimate Bath**. See *Bath*.

**Corroval** (*kor'-o-val*). A variety of curare, or arrow-poison; a cardiac and muscular paralyzant.

**Corrovalin** (*kor'-o-val-in*). A poisonous alkaloid obtained from corroval. Unof.

**Corrugator** (*kor'-u-ga-tor*) [*corrugere*, to wrinkle]. That which wrinkles. See *Muscles*, *Table of*.

**Corset** (*kor'-set*) [*F.*, dim. of *cors*, body]. In surgery, an investment for the abdomen or chest, or both; useful in some spinal disorders and deformities, and in fractures or injuries of the thoracic walls. **C.-liver**, a liver characterized by a furrow resulting from the pressure exerted by a corset and situated chiefly in the right lobe. It is due to habitual tight lacing, and hence is found in women and, rarely, among soldiers. If extreme, the furrow can be felt along the margin of the ribs if the abdominal walls are lax.

**Corsican Moss**. A mixture of fragments of various seaweeds, brought from Corsica, etc.; called, also, *helminthochorton*. It is said to be alterative, febrifuge, anthelmintic, and nutritious. Unof.

**Corson's Paint**. A substance used as a means of counter-irritation. It consists of croton oil 2 drams, ether 4 drams, compound tincture of iodine sufficient to make 2 ounces. Paint over the affected part with a camel's-hair pencil once daily.

**Cortex** (*kor'-teks*) [*L.*, bark]. The bark of an exogenous plant. **C. aurantii**, orange-peel. **C. cerebri**, the external layer of gray matter of the brain. **C. renalis**, the cortical substance of the kidney.

**Corti** (*kor'-te*). A celebrated Italian anatomist, 1729-1813. **C., Arch of**. See *Arch*. **C., Canal of**. See *Canal*. **C., Cells of**, the external hair-cells of the organ of Corti. See *Cell*. **C., Fibers of**, the rods of Corti. **C., Ganglion of**. See *Ganglia*, *Table of*. **C., Membrane of**. See *Membrane*. **C., Organ of**, a series of some 3000 arches upon the floor of the basilar membrane within the *ductus cochlearis* of the internal ear. **C., Pillars of**, the rods of Corti. **C., Rods of**, the pillars of the arch of the organ of Corti. **C., Rolls of**, the fibers forming the inner limb of the arches of Corti. **C., Tunnel of**, a triangular canal between the layers of the rods of Corti.

**Cortical** (*kor'-tik-al*) [*cortex*, bark]. Pertaining to the cortex or bark, or to the cortex of the brain, or of the kidney. **C. Epilepsy**, **C. Paralysis**, such as is due to a lesion of the cortical substance of the brain.

**Corticiferous** (*kor-tis-iff'er-us*) [*cortex*, bark; *ferre*, to bear]. In biology, producing a bark.

**Corticin** (*kor'-tis-in*) [*cortex*, bark]. 1. An alkaloid from poplar-bark. 2. A form of tannin from certain wood-barks.

**Corticle** (*kor'-tik-ol*) [*cortex*, bark; *colere*, to inhabit]. In biology, growing on bark.

**Cortina** (*kor-ti'-nah*) [*cortina*, a curtain]. In biology, the marginal veil of certain fungi.

**Corviform** (*kor'-ve-form*) [*corvus*, a crow; *forma*, shape]. In biology, resembling a crow.

**Corvisart's Facies**. See *Signs and Symptoms*, *Table of*.

**Corybantism** (*kor-e-bant'-izm*) [*κορυβαντισμός*, corybantic frenzy]. Maniacal frenzy, with sleeplessness, choreic excitement and visual hallucinations.

**Corydalin** (*kor-id'-al-in*) [*κορυδαλλίς*, the crested lark],  $C_{18}H_{19}NO_4$ . A precipitate from the tincture of the root of *Corydalis formosa*; it is tonic, diuretic, anti-syphilitic, resolvent, etc. Dose 1 to 5 grains. Unof.

**Corydalis** (*kor-id'-al-is*) [*κορυδαλλίς*, the crested lark]. Turkey corn. The tuber of *C. formosa* (*Dicentra canadensis*), a tonic, diuretic, and alterative. Dose of fld. ext.  $\text{m}\times\text{-xl}$ . **Corydalin**, the alkaloid. Dose gr. j-v. Unof.

**Corymb** (*kor'-imb*) [*κόρυμβος*, a head or cluster of fruit or flowers]. In biology, a flower-cluster on the indeterminate plan, in which the axis is somewhat shortened and the pedicels of the lower flowers somewhat lengthened, so as to form a flat-topped cluster.

**Corymbose** (*kor-im'-bos*) [*κόρυμβος*, a flower-cluster]. In biology, corymb-like, or arranged in corymbs. **C.**

**Eruption**, a variety of the eruption of smallpox in which it shows itself in patches or clusters the size of the hand, as thickly set as possible, while the surrounding skin often remains entirely free. The grouping may be symmetrically distributed. This variety of small-pox is very dangerous.

**Coryphodont** (*kor-iff'-o-dont*) [*κορυφή*, summit; *ὀδόνς* (*ὀδοντ-*), tooth]. In biology, having teeth with pointed cusps.

**Corysterium** (*kor-is-te'-re-un*) [*κορυστής*, one having a helmet]. In biology, an organ found in the abdomen of certain female insects, that secretes a jelly-like protective envelop for the eggs.

**Coryza** (*ko-ri'-zah*) [*κόρυζα*, a running at the nose]. Catarrh of the mucous membrane of the nasal passages and adjacent sinuses, popularly called a "cold in the head." See *Rhinitis*. **C. caseosa**, a term applied by Cozzolino to a disease in which the nostrils are filled with caseous masses. **C., Idiosyncratic**. See *Hay-fever*. **C. maligna**. Synonym of *Snuffles of the New-born*. **C., Periodic Vasomotor**. See *Hay-fever*. **C., Vasomotor**. Synonym of *Hay-fever*.

**Cosme's Paste**. See *Hebra's Arsenical Paste*.

**Cosmesis** (*kos-mel'-sis*) [*κοσμεῖν*, to adorn]. The art of preserving or increasing beauty.

**Cosmetic** (*kos-mel'-ik*) [*κοσμητικός*; *κοσμεῖν*, to adorn]. A remedy designed to improve or to hide defects of the skin or other external parts. It may be a white powder, such as starch, magnesian oxid, calcium carbonate (levigated), zinc oxid, mercurous chlorid, or bismuth subnitrate applied externally; it may be a white substance dissolved in dilute alcohol, which is left upon the face after the evaporation of the solvent; or it may be a stimulant to the skin used internally, such as arsenic. **C. Operation**, a surgical operation to give a natural appearance to a defective or unsightly part.

**Cosmetology** (*kos-met-ol'-o-je*) [*κόσμετος*, orderly; *λόγος*, science]. The science of the proper care of the body with respect to cleanliness, dress, etc.

**Cosmic Disease**. Syphilis of the heart-valves.

**Cosmolin** (*koz'-mo-lin*). See *Petrolatum*.

**Costa** (*kos'-tah*) [*L.*]. A rib. See *Rib*.

**Costal** (*kos'-tal*) [*costa*, a rib]. Pertaining to the ribs.

**C. Arch**, the arch of the ribs. **C. Cartilages**, the 12 cartilaginous extensions of the ribs.

**Costalgia** (*kos-tal'-je-ah*) [*costa*, a rib; *ἄλγος*, pain]. Intercostal neuralgia; pain in the ribs.

**Costen** (*kos'-ten*) [*costa*, a rib]. Belonging to a rib in itself.

**Coster's Paste.** A remedy of some value in the treatment of *Tinea tonsurans*. It is made of iodine, 2 drams, in one ounce of oil of pitch. This is to be painted upon the patch and allowed to remain until the crust which is produced by the application falls off.

**Costicartilag.** (*kos-te-kar'-til-aj*) [*costa*, a rib; *cartilago*, gristle]. A costal cartilage or unossified sternal rib.

**Costicervical** (*kos-te-ser'-vik-al*) [*costa*, a rib; *cervix*, a neck]. Relating to the neck and ribs.

**Costicervicalis** (*kos-te-ser'-vik-al'-lis*) [*costa*, a rib; *cervix*, the neck]. The cervicalis ascendens muscle. See *Muscles*, Table of.

**Costispinal** (*kos-te-spi'-nal*) [*costa*, a rib; *spina*, the spine]. Relating to the ribs and vertebral column. **C.** muscles, levatores costarum. See *Muscles*, Table of.

**Costive** (*kos'-tiv*) [*constipare*, to be bound]. Constipated; affected with costiveness.

**Costiveness** (*kos'-tiv-ness*) [*constipare*, to be bound]. An abnormality of digestion characterized by retention and hardness of the feces.

**Costo-** (*kos'-to-*) [*costa*, a rib]. A prefix denoting connection with the ribs.

**Costotome** (*kos'-to-töm*) [*costa*, rib; *τομή*, cutting]. A strong knife for cutting the costal cartilages in dissection, etc.

**Costus Root** (*kos'-tus root*). See *Putchuk*.

**Cotnar** (*kol'-nar*) [a Moldavian place-name]. A rich, strong, and highly esteemed wine from Roumania.

**Coto** (*ko'-to*) [Sp., a cubit]. Coto Bark. The bark of a tree native to Bolivia. It contains a bitter principle, *Cotoin*,  $C_{22}H_{18}O_6$ , irritant to the skin and mucous membranes. Its therapeutic properties are not known. It is recommended for diarrhea and zymotic fevers and for the night-sweats of pulmonary tuberculosis. Dose of the powder, gr. j-xv; of the fluid extract gr. v-xv; of the tincture (1 in 10), gr. x-xxx; of cotoin, gr. ss-j.

**Cotoin** (*ko'-to-in*) [Sp., *coto*, a cubit],  $C_{22}H_{18}O_6$ . A crystalline substance found in Coto Bark. See *Coto*.

**Cottage-hospital** (*kol'-aj-hos'-pit-al*). A small establishment for the purpose of providing for the sick in a small and isolated community.

**Cotting's Operation.** See *Operations*, Table of.

**Cotton** (*kol'-n*) [ME., *cotoun*]. Gossypium, a white fibrous seed-hair that envelops the seeds of the cotton-plant. The structure of the cotton-fiber is very characteristic. It presents a flattened and collapsed tube, slightly twisted in a spiral form, with comparatively thick walls and a small central opening. Chemically, it contains about 91 per cent. of pure cellulose, 7 per cent. of moisture, and a small amount of fat, nitrogenous material and cuticular substance. **C.**, **Absorbent**, is the fiber prepared, by removal of oily matters, for the surgeon's use. **C.-blue**. Same as *Soluble Blue*. **C.-holder**, a probe roughened near the end, upon which cotton may be twisted into a pledget. **C.-oil**. See *C.-seed Oil*. **C.-root**. See *Gossypium*. **C.-phthisis**, a variety of pulmonary disease occurring among cotton operatives from inhalation of cotton-dust. **C.-seed Oil** or **C.-oil**, oleum gossypii seminis, an oil obtained by pressure from the hulled seeds of several species of *Gossypium*. The raw oil is brownish-yellow in color, somewhat viscid, of a specific gravity of .922 to .9306 at 15° C. The refined oil has a straw-yellow color, or is colorless, of a pleasant, nutty flavor, specific gravity .9264 at 15° C., boiling at about 600° F. It possesses slight drying properties, and is saponifiable, but is chiefly used in adulterating olive, lard, sperm, and other oils.

**Cotton's Test.** See *Test's*, Table of.

**Cotunnus, Aqueduct of.** See *Aqueduct*. **C.**, **Canal of.** See *Canals*. **C.**, **Liquor**, or **Water of**, the

perilymph. See *Aqua labyrinthi*. **C.**, **Nerve of**, the naso-palatine. See *Nerves*, Table of.

**Cotyledon** (*kol'-il-e'-don*) [*κοτύλη*, a socket]. A mass or tuft of villi on the uterine side of the placenta; always present upon the human placenta. The placenta of the ruminant mammals has many such masses, hence is *polycotyledonous*.

**Cotylod** (*kol'-il-oid*) [*κοτύλη*, a cup; *είδος*, form]. Cup-shape. **C. Fossa**, or **Cavity**, the acetabulum. **C. Ligament**, surrounds the acetabulum. **C. Notch**, a notch in the anterior and lower border of the acetabulum.

**Couch-grass** (*kowch'-gras*). See *Triticum*.

**Couching** (*kowch'-ing*) [Fr., *coucher*, to depress]. The operation, now fallen into disuse, of depressing a cataractous lens into the vitreous chamber, where it was left to be absorbed.

**Couerbe's Test.** See *Tests*, Table of.

**Cough** (*kof*) [ME., *cough*, a cough]. A sudden violent expiratory explosion through the mouth after deep inspiration and closure of the glottis. **C.-center**. See *Center*. **C.**, **Trigeminal**, a reflex paroxysmal cough, occurring in individuals whose respiratory organs are perfectly sound, and due to an irritation of the trigeminal fibers distributed to the nose, pharynx, and external auditory meatus. **C.**, **Winter**, a short troublesome cough of old people, due to chronic bronchitis, and recurring every winter.

**Coulomb** (*koo-lom'*) [after *Coulomb*, a French physicist]. The unit of measurement of electric quantity; the quantity of electricity that passes during one second through a conductor having a resistance of one ohm, with one volt of electromotive force. The *micro-coulomb* is the millionth part of this amount.

**Coulomb's Law.** See *Law*.

**Coumalic Acid** (*koo-mal'-ik*). See *Acid*.

**Coumaric Acid** (*koo-mar'-ik*). See *Acid*.

**Coumarilic Acid** (*koo-mar-il'-ik*). See *Acid*.

**Coumarin** (*koo'-mar-in*),  $C_9H_6O_2$ . A vegetable proximate principle that occurs in *Asperula odorata*, in the Tonka bean, and in *Melilotus officinalis*. It is soluble in hot water, readily so in alcohol and ether; it crystallizes in shining prisms, possesses the odor of the *Asperula*, and melts at 67°, in the proportion of 2 grains to the dram. It covers the odor of iodoform. Unof.

**Coumarone** (*koo'-mar-on*),  $C_8H_6O$ . A body, formed by distilling coumarilic acid with lime. It is present in coal-tar. It is an oil that sinks in water, and boils at 169° C.

**Counter-extension** (*kown'-ter-eks-ten'-shun*). See *Extension*.

**Counter-indication** (*kown'-ter-in-dik-a'-shun*). See *Contra-indication*.

**Counter-irritation** (*kown'-ter-ir-it-a'-shun*) [*contra*, against; *irritare*, to irritate]. Superficial and artificially-produced inflammation, in order to exercise a good effect upon some adjacent or deep-seated morbid process. This is generally accomplished by vesicants, rubefacients, etc.

**Counter - opening** (*kown'-ter-öp'-en-ing*) [*contra*, against; ME., *openyng*, an opening]. An incision made in an abscess or cavity, opposite to another, generally for purposes of drainage.

**Counter-poison** (*kown'-ter-poi'-zn*) [*contra*, against; ME., *poisoun*, poison]. A poison given as an antidote to another poison.

**Counter-stroke** (*kown'-ter-strök*). See *Contre-coup*.

**Country Fever.** See *Fever, Florida*. **C. F. of Constantinople.** Synonym of *Mediterranean Fever*.

**Coup de Soleil** (*koo duh so-lay'*) [Fr.]. Sunstroke. See *Heat-stroke*.



**Coup sur Coup** (*koo sur koo'*) [Fr.]. Blow upon blow; a designation for an obsolete method of applying venesection; the successive bleedings following each other rapidly.

**Couperose** (*kup'-rōz*) [Fr.]. Synonym of *Acne rosacea*.

**Coupler's Blue**. See *Pigments, Conspectus of*. **C. Red**. Same as *Rosanilin*.

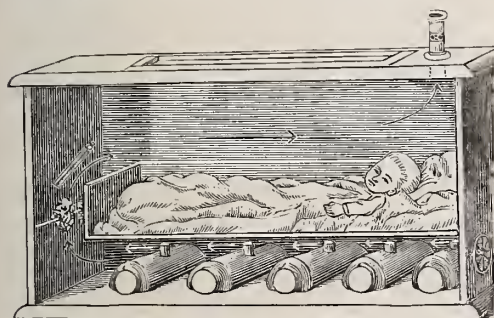
**Courses** (*kors'-ez*). See *Menses*.

**Court Plaster** (*kort plas'-ter*). See *Ichthyocolla*.

**Courty's Method**. See *Treatment, Methods of*.

**Couvade** (*koo-vahd'*) [Fr., *couver*, to hatch]. Male child-bed. A custom of certain savage tribes in which, after child-birth, the father goes to bed, etc., and the mother gets up, etc.

**Couveuse** (*koo-vuht'z'*) [Fr.]. See *Incubator*.



TARNIER'S COUVEUSE.

(From Fullerton's "Obstetric Nursing.")

**Cover** (*kuv'-er*) [ME., *cuveren*, to cover]. 1. To protect. 2. To copulate with; said of male animals. **C.-correction**, an arrangement to so adjust the lenses of a microscope that the best definition may be obtained for varying thicknesses of cover-glasses. **C.-glass**, in microscopy, the thin lamina of glass covering the object mounted on the slide. It should not exceed  $\frac{1}{80}$  inch in thickness. On account of its effect on the transmission of light, the thickness of the cover-glass must be considered in correcting the objective. **C.-glass Preparation**, the fixing and staining of a fluid upon a cover-glass. **C.-slip**. Same as *C.-glass*.

**Cow** (*kow*) [AS., *cū*, cow]. The female of the genus *Bos*, and of other large animals. **C.-bane**, Water Hemlock. The leaves of *Cicuta virosa*, an acrid narcotic, highly poisonous to cattle, but not affecting sheep and goats. It causes intoxication and spasm. It is sometimes used externally as an anodyne in rheumatism. **C.-parsnip**. See *Masterwort*. **C.-pox**, **C.-pock**, a variety of pock seen in the cow, and thought to correspond with smallpox in man. **C.-tree**. See *Brosimum*.

**Cowage** (*kow'-āj*) [Hind., *kawānch*, cowhage]. The external hairs of the pod of *Mucuna pruriens*, used in medicine as a mechanical vermifuge.

**Cowan-plant** (*kow'-an-plant*). See *Alonsenel*.

**Cowdie-gum** (*kow'-de-gum*) [nat. N. Zeal.]. Codie pine resin. The resinous juice from the *Dammara australis*, a coniferous tree of New Zealand. It is one of the ingredients of copal varnishes. It is also one of the ingredients of the impression-material known as "Modeling Composition." It is one of the varieties of *Dammara*, *q. v.*, and is also called *Kauri-gum*.

**Cowell's Operation**. See *Operations, Table of*.

**Cowhage**, **Cowitch** (*kow'-āj*, *kow'-ich*). See *Mucuna* and *Cowage*.

**Cowl** (*kowl*) [AS., *cūle*, a hood]. A cover for a chim-

ney, that turns with the wind and assists in ventilation.

**Cowling's Rule**. A rule for dosage. In his formula the age of the child at the next birthday is the numerator and 24 the denominator. According to this, the dose of a child approaching four years of age would be  $\frac{4}{24} = \frac{1}{6}$  of the dose for an adult.

**Cowper's Glands**. See *Gland*.

**Cowperitis** (*kow-per-i'-tis*) [*Cowper*, an English anatomist; *itis*, inflammation]. Inflammation of the glands of Cowper, usually gonorrheal in origin.

**Cowpoxing** (*kow-poks'-ing*). Synonym of *Vaccination*.

**Coxa** (*koks'-ah*) [*coxa*, hip]. The hip-joint or the hip. In biology, the basal joint of the leg of an arthropod, abbreviated from *coxognathite* and *coxopodite*, of Milne Edwards; also *Coxopodite*. **C. vara**, bending or twisting of the neck of the femur.

**Coxagra** (*koks-a'-grah*) [*coxa*, the hip; *ἀγρα*, seizure]. Gout in the hip; sciatica.

**Coxal** (*koks'-al*) [*coxa*, the hip]. Relating to the coxa.

**Coxalgia** (*koks-al'-je-ah*) [*coxa*, a hip; *ἀλγος*, pain]. Pain in the hip-joint. See *Sciatica*, and *Hip-joint Disease*.

**Coxalgic** (*koks-al'-jik*) [*coxa*, the hip; *ἀλγος*, pain]. Relating to coxalgia.

**Coxarthrocace** (*koks-arth-rok'-as-e*) [*coxa*, hip; *ἄρθρον*, joint; *κακός*, bad]. A fungoid inflammation of the hip-joint.

**Coxe's Hive-mixture**. See *Scilla* and *Antimonium*.

**Coxecphysis** (*koks-ek'-fis-is*) [*coxa*, hip; *ἐκφυσᾶν*, to blow out]. In biology, a branch springing from the coxa of an arthropod; synonymous with the *epignathite* and *epipodite* of Milne Edwards, and with the *podobranchia* of Huxley when it is connected with the branchial plumes, as in *Homarus*.

**Coxitis** (*koks-i'-tis*) [*coxa*, the hip; *itis*, inflammation]. Inflammation of the hip-joint.

**Coxocerite** (*koks-os'-er-i'*) [*coxa*, the hip; *κέρας*, horn]. In biology, the basal joint of the antenna of an arthropod.

**Coxodynia** (*koks-o-din'-e-ah*) [*coxa*, hip; *δύνη*, pain]. Same as *Coxalgia*.

**Coxo-femoral** (*koks-o-fem'-or-al*) [*coxa*, the hip; *femur*, the thigh-bone]. Relating to the coxa and the femur.

**Coxopodite** (*koks-op'-o-dit*) [*coxa*, hip; *πούς*, a foot]. See *Coxa*.

**Coxotuberculosis** (*koks-o-tu-ber-ku-lo'-sis*) [*coxa*, the hip; *tuberculum*, a tubercle]. Tuberculous disease of the hip-joint.

**Crab Louse** (*krah'-loros*) See *Pediculus*.

**Crab's-eyes** (*krahz'-iz*). Flat, calcareous concretions (*Lapides cancerorum*) derived from the stomach of the crab, and used as a means of removing foreign bodies from the eye. Also a name for the seeds of *Abrus precatorius*.

**Crachotement** (*kra-shot-mon* (gy')) [Fr.]. A peculiar reflex following operations upon the utero-ovarian organs, marked by a desire to spit, without the ability to do so. It is usually accompanied by a tendency to syncope.

**Cracked-metal Sound**. See *Cracked-pot Sound*.


**Cracked-pot Sound**. A peculiar sound elicited by percussion over a pulmonary cavity communicating with a bronchus.

**Crackling** (*krah'-ling*) [ME., *crakelen*, to crackle]. A sound compared to that produced when salt is thrown into the fire, heard over a lung in which softening of tuberculous deposits has begun to take place.

**Cradin** (*krad'-in*) [*κράδη*, fig-branch]. A principle obtainable from the leaves and twigs of the common fig. It is said to be a peptic ferment, in some respects

more effective than pepsin, and is believed to be identical with papain.

**Cradle** (*kraḏ-dl*) [AS., *cradol*, a cradle]. In surgery, the arculus, a wire or wicker frame so arranged as to keep the weight of the bed-clothing from an injured part of the body. It is employed in the treatment of fractures, wounds, etc. **C.-Cap**, a name given to the scabs composed of dirt and sebum, that form on the scalps of neglected infants and children. **C., Ice-**, the suspension over a febrile patient, by means of iron frames, of a number of zinc buckets, kept half-filled with ice, and inclosed in a light covering. **C.-pessary**, a cradle-shaped pessary for treating retrodisplacements of the uterus.



CRADLE FOR SUPPORTING  
BED-CLOTHES.  
(From Fullerton's "Nursing  
in Abdominal Surgery.")

**Cram** (*kram*) [ME., *crammen*, to cram]. To store the memory with information for the purpose merely of passing an examination. **C.-stunt**, arrest in mental development due to over-study. **C.-stunted**, arrested in mental development by over-study.

**Cramp** (*kramḡ*) [Teut., *kramḡ*]. A spasmodic tonic contraction of the muscles, attended with sharp pain. It is especially prone to attack the muscles of the calf. It occurs frequently in those of neurotic tendency, and is often the forerunner of epilepsy. **C., Accommodation**, a spasm of the ciliary muscle of the eye. **C., Auctioneers'**, one of the professional neuroses affecting mainly the left side of the orbicularis oris muscle. **C.-asphyxia**, spinal spasm. **C., Ballet-dancers'**, a neuralgic affection occurring in ballet-dancers, especially premières danseuses, characterized by pain and paralytic symptoms, affecting the muscles of the calf. It is the result of local strain upon the parts. **C.-bone**, a name for the patella of a sheep. **C., Blacksmiths'**. See *C., Hammermen's*. **C., Car-drivers'**, a professional neurosis seen in car-drivers, and perhaps also in brakemen, characterized by spasm and weakness of the hand from the effort of tightening car-brakes. **C., Chisel**, a professional neurosis occurring in smiths, affecting the left hand, and produced by the continuous holding of the chisel or similar instrument. **C., Cigar-makers'**, one of the rarer professional neuroses, consisting in a tonic contraction of the flexor muscles of the fingers with pain. The painful sensations also extend up the arm and shoulders. **C., Cigaret-makers'**. See *C., Cigar-makers'*. **C., Clarinet-players'**, a cramp of the tongue and of the laryngeal muscles experienced occasionally by players on this instrument. **C. Colic**, a form of colic in the horse, produced by contraction, or spasm, of a portion of the small intestines from the irritation of indigestible food. **C., Coachmen's**, contraction of the palmar fascia, occasionally seen in coachmen. **C., Cornet-players'**, a rare and peculiar neurosis of the tongue in cornet-players, in which certain notes cannot be sounded, from inability to direct the tongue for that purpose. **C., Dancers'**. See *C., Ballet-dancers'*. **C., Elocutionists'**. See *Dysphonia spastica*. **C., Flute-players'**, slight laryngeal spasms occurring occasionally in flute-players from excessive use of the instrument. Also a cramp of the flexors and extensors of the hand, from constant use of the instrument. **C., Glass-blowers'**, a painless, but decided and permanent flexion of the fingers, the thumb excepted, due to the continuous grasping of the tube with which the glass is worked. **C., Goldbeaters'**, a cramp of the muscles of the arm due to excessive use in beating gold-leaf. **C., Hammer**. See *C., Hammermen's*.

**C., Hammermen's**, a spasmodic affection of the muscles of the arm and shoulder, at times unattended with pain, due to the repeated act of hammering. **C., Knitters'**, a peculiar affection of the hands of those who knit, consisting in a contraction of the extensor muscles, with numbness of the ends of the fingers. **C., Milkers'**, a spasmodic contraction of the extensors and flexors of the forearm in consequence of continuous exertion in milking. **C., Milkmaids'**. See *C., Milkers'*. **C., Musicians'**, a general term including pianists' cramp, violinists' cramp, flutists' cramp, the cramp of clarinet-players, etc. **C., Nailsmiths'**. See *C., Hammermen's*. **C., Photographers'**, a rare professional neurosis. **C., Pianists'**, a neurosis of the hands and fingers of piano-players, characterized by fatigue, pain, and weakness. The pain extends up the arm to between the shoulders. **C., Piano-players'**. See *C., Pianists'*. **C., Saltatory**. See *Saltatory Spasm*. **C., Sawyers'**, peculiar incoördinated movements of the saw-arm and corresponding side of the body, from excessive use. **C., Scribes'**. See *C., Writers'*. **C., Seamstresses'**, a professional neurosis consisting in a spastic condition of the flexors of the fingers from constantly plying the needle. **C., Shoemakers'**. See *Shoemakers' Disease*. **C., Smiths'**. See *C., Hammermen's*. **C., Speakers'**. See *Dysphonia spastica*. **C., Swimmers'**, a painful cramp of the muscles of the calf of the leg of swimmers, frequently causing death by drowning. **C., Tailors'**, a spasmodic affection of the muscles of the thumb, forefinger, hands, and arms, sometimes occurring in tailors, from overwork. **C., Telegraphers'**, a partial paralysis of the muscles of the hand and fingers with spasm, produced by fatigue from long-continued use of Morse's instrument. **C., Treadlers'**, one of the professional neuroses; it is met with in treadlers, and consists in cramps of the leg-muscles from constant use of the machine. **C., Violinists'**, a painful cramp most common in the left shoulder of violinists; it is due to the peculiar position assumed in holding the violin. **C., Watchmakers'**, a cramp in which there is a flexion of the metacarpo-phalangeal joints, with extension of the other joints of the hand. Also, an inability to retain the glass in the eye-socket. **C., Writers'**, Scribes' palsy; a difficulty in writing, due to spasmodic action of the muscles of the hand and arm, to pain, to tremulousness of these muscles, or to fatigue and weakness of the extremity. These constitute the four forms, *spastic, neuralgic, tremulous, and paralytic*. **Crampton's Muscle**. See *Muscles, Table of*. **C. Operations**. See *Operations, Table of*. **Crampus** (*kram'-pus*) [L.]. An old name for a cramp, or for any disease characterized by cramps. **Cranberry** (*kran'-ber-e*) [ME., *craneberry*, a berry]. The acid fruit of *Vaccinium oxycoccus* and *V. macrocarpon*. It is a popular material for poultices, and is vaunted as a cure for carcinoma. Unof. **C.-tree**. See *Viburnum opulus*. **Crane-bark** (*kran'-bark*). See *Viburnum opulus*. **Crane's-bill Root**. See *Geranium*. **Cranioacromial** (*kra-ne-ak-ro'-me-al*) [*κρᾱνίον*, skull; *ἀκρομία*, the point of the shoulder-blade]. Relating to the cranium and the acromion. **Cranial** (*kra'-ne-al*) [*κρᾱνίον*, the skull]. Relating to the cranium. **C. Bosses**, flat, bony elevations of the frontal and parietal bones sometimes seen at the angles of the anterior fontanel. They are said to be a proof of hereditary syphilis. **C. Nerves**. See *Nerve*. **Craniectomy** (*kra-ne-ek'-to-me*) [*κρᾱνίον*, skull; *ἐκτομή*, a cutting out]. The surgical removal of strips or pieces of the cranial bones. It is performed in cases of microcephaly.



**Craniocele** (*kra'-ne-o-sēl'*) [*κρανίον*, skull; *κηλή*, a tumor]. Encephalocoele, *q. v.*

**Cranioclasis** (*kra-ne-ōk'-las-is*) [*κρανίον*, skull; *κλάσις*, a breaking]. See *Cranioclasm*.

**Cranioclasm** (*kra'-ne-o-klazm*) [*κρανίον*, the skull; *κλάειν*, to break]. The operation of breaking the fetal head by means of the *cranioclast*.

**Cranioclast** (*kra'-ne-o-klast*) [*κρανίον*, skull; *κλάειν*, to break]. A heavy forceps for crushing the fetal head.

**Craniodiaclast** (*kra-ne-o-dī'-ak-last*) [*κρανίον* skull; *διακλάν*, to break into pieces]. An instrument for breaking the skull in craniotomy.

**Craniodidymus** (*kra-ne-o-did'-im-us*) [*κρανίον*, skull; *δίδυμος*, double]. Same as *Cephalopagus*.

**Craniofacial** (*kra-ne-o-fa'-shal'*) [*κρανίον*, skull; *facies*, face]. Relating to the cranium and the face; as the craniofacial axis, the craniofacial notch, etc.

**Craniograph** (*kra'-ne-o-graf*) [*κρανίον*, skull; *γράφειν*, to record]. An instrument for recording the outlines of the skull.

**Craniography** (*kra-ne-ōg'-ra-fe*) [*κρανίον*, the skull; *γράφειν*, to write]. That part of descriptive craniology the object of which is to describe the parts or regions of the skull or bones of the face.

**Cranio-hematoncus** (*kra'-ne-o-hem-at-ōng'-kus*) [*κρανίον*, skull; *αἷμα*, blood; *ὄγκος*, a tumor]. Synonym of *Cephalhematoma*.

**Craniology** (*kra-ne-ōl'-o-je*) [*κρανίον*, cranium; *λόγος*, science]. A branch of anatomy based upon the comparative study of skulls.

**Cranio-malacia** (*kra-ne-o-mal-a'-se-ah*). See *Cranio-tabes*.

**Cranio-mandibular** (*kra-ne-o-man-dib'-u-lar*) [*κρανίον*, skull; *mandibula*, the mandible]. Relating to the skull and the lower jaw.

**Cranimeter** (*kra-ne-ōm'-et-er*) [*κρανίον*, skull; *μέτρον*, a measure]. An instrument for gauging the dimensions of the skull.

**Cranimetric, Craniometrical** (*kra-ne-o-met'-rik*, *kra-ne-o-met'-rik-al*) [*κρανίον*, skull; *μέτρον*, a measure]. Pertaining to craniometry. **C. Point**, any one of the points of measurement used in craniometry. A list of the craniometric points is given.

**ACANTHION** [*ἀκάνθιον*, a little spine], a point in the median line of the skull at the base of the nasal spine. **ALVEOLAR POINT**, the point between the two middle incisors of the upper jaw. **ANTINION**, that point on the glabellum, and in the median line, that is farthest from theinion. **ASTERION** [*ἀστέριον*, starry], the point behind the ear where the parietal, temporal and occipital bones meet. **AURICULAR POINT**, the center of the orifice of the external auditory meatus. **BASION** [*basis*, fundament], the middle point of the anterior margin of the foramen magnum. **BREGMA**, the point where the coronal and sagittal sutures meet. **DACRYON**, or **DAKRYON** [*δάκρυον*, a tear], the point beside the root of the nose where the frontal, lachrymal, and superior maxillary bones meet. **ENTOMION**, the point where the parietal notch of the temporal bone receives the anterior extension of the mastoid angle of the parietal. **GLABELLA**, or **GLABELLUM**, the point in the median line between the superciliary arches, marked by a swelling, sometimes by a depression. **GNATHION**, same as *Mental Point*. **GONION**, the point at the angle of the lower jaw. **HORMION**, the anterior point of the basilar portion of the united speno-occipital bone, where it is crossed by the median line. **INION**, the external occipital protuberance. **JUGAL POINT**, the point situated at the angle that the posterior border of the frontal branch of the malar bone makes with the superior border of its zygomatic

branch. **KORONION**, the apex of the coronoid process of the inferior maxilla. **LAMBDA**, the point of meeting of the sagittal and the lambdoid sutures. **MALAR POINT**, a point situated on the tubercle on the external surface of the malar bone, or at the intersection of a line drawn from the external extremity of the fronto-malar suture to the tubercle at the inferior angle of the malar bone and a line drawn nearly horizontally from the inferior border of the orbit over the malar bone to the superior border of the zygomatic arch. **MAXIMUM OCCIPITAL POINT**, or **OCCIPITAL POINT**, the posterior extremity of the antero-posterior diameter of the skull, measured from the glabella in front to the most distant point behind. **MENTAL POINT**, the middle point of the anterior lip of the lower border of the lower jaw. **METOPION**, or **METOPIC POINT**, a point in the middle line between the two frontal eminences. **NASION**, or **NASAL POINT**, the middle of the frontal suture at the root of the nose. **OBELION**, the part of the sagittal suture between the two parietal foramina. **OCCIPITAL POINT**. See *Maximum Occipital Point*. **OPHRION**, the middle of the supraorbital line, which, drawn across the narrowest part of the forehead, separates the face from the cranium. **OPISTHION**, the middle point of the posterior border of the foramen magnum. **PROSTHION**, the *Alveolar point*. **PTERION**, the point where the frontal, parietal, temporal, and sphenoid bones come together. **RHINION**, the upper median point of the anterior nasal opening. **SPINAL POINT**. Same as *Subnasal Point*. **STEPHANION**, **INFERIOR**, the point where the ridge for the temporal muscle intersects the coronal suture. **STEPHANION**, **SUPERIOR**, the point where the coronal suture crosses the temporal ridge. **SUBNASAL POINT**, the middle of the inferior border of the anterior nares at the base of the nasal spine. **SUPRA-AURICULAR POINT**, the point vertically over the auricular point at the root of the zygomatic process. **SUPRANASAL POINT**. Same as *Ophryon*. **SUPRAORBITAL POINT**. Same as *Ophryon*. **SYMPHYSION**, the median point of the outer border of the alveolus of the lower jaw. **VERTEX**, the superior point of the skull. In obstetrics, that conical portion of the skull whose apex is at the posterior fontanel and whose base is formed by the biparietal and trachelo-bregmatic diameters.

**Craniometry** (*kra-ne-ōm'-et-re*) [*κρανίον*, skull; *μέτρον*, a measure]. The ascertainment of the proportions and measurements of skulls, together with the discussion of the ascertained facts, and the drawing of scientific inferences therefrom. See *Angle*, *Arc*, *Index*, *Plane*, *Point*.

**Craniopagus** (*kra-ne-ōp'-ag-us*). See *Cephalopagus*.

**Craniopharyngeal** (*kra-ne-o-far-in'-je-al*) [*κρανίον*, skull; *φάρυγξ*, the pharynx]. Relating to the cranium and the pharynx.

**Craniophore** (*kra'-ne-o-fōr*) [*κρανίον*, cranium; *φέρειν*, to bear]. A device for holding the skull during craniometric study.

**Cranio-plasty** (*kra'-ne-o-plas-te*) [*κρανίον*, skull; *πλαστικός*, formed]. The surgical restoration or correction of cranial deficiencies.

**Craniosclerosis** (*kra-ne-o-skle-ro'-sis*) [*κρανίον*, skull; *σκληρός*, hard]. A condition the antithesis of that seen in craniotabes. A thickening of the cranial bones, usually due to rachitis.

**Cranioscopy** (*kran-e-ōs'-ko-pe*). See *Phrenology*.

**Cranio-stegnosis** (*kra-ne-o-sleg-no'-sis*) [*κρανίον*, skull; *στέγνωσις*, contraction]. Contraction of the skull.

**Cranio-stosis** (*kran-e-ōs-to'-sis*) [*κρανίον*, skull; *ὄστέον*, a bone]. Congenital ossification of the cranial sutures.

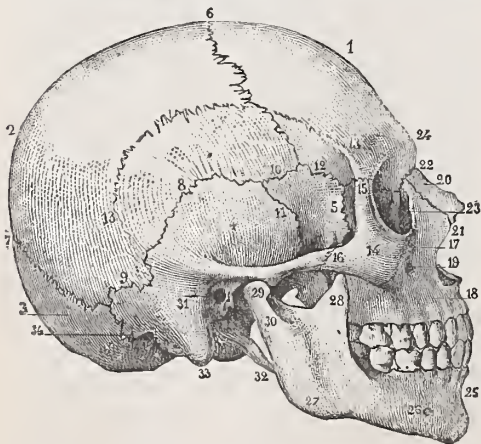
**Craniotabes** (*kra-ne-o-ta'-bēs*) [*κρανίον*, skull; *tabere*, to waste away]. An atrophy of the cranial bones occurring in infancy, with the formation of small, shallow, conical pits in the bone-substance. These pits are granular within, and present a worm-eaten appearance around the margin. They are most usually found in the posterior inferior region of the parietal bone, but may be seen in any of the other cranial bones. They form from within outward, so that in life often they cannot be found. Craniotabes is probably a result of rachitis, syphilis, or marasmus. The craniotabetic pits are in some way associated with the rapid growth and development of the brain; they may be due to a premature formation of the markings of the convolutions on the skull. They are only encountered during the first months of life, that is, up to the sixteenth month. This disease is not a serious one as regards danger to life.

**Craniotabetic** (*kra-ne-o-tab-et'-ikē*) [*κρανιόν*, skull; *tabere*, to waste away]. Pertaining or belonging to *Craniotabes*, *q. v.*

**Craniotome** (*kra'-ne-o-tōm*) [*κρανίον*, skull; *τέμνειν*, to cut]. An instrument used in craniotomy

**Craniotomy** (*kra-ne-ot'-o-mē*) [*κρανίον*, skull; *τομή*, a cutting]. 1. The operation of reducing the size of the fetal head by cutting or breaking it up, when delivery is otherwise impossible. 2. Excision of a portion of the skull; performed by Prof. Lannelongue in cases of *microcephaly* to relieve pressure upon the brain and to give the brain space. **C.**, **Linear**. See *Cranio-ectomy*.

**Craniotractor** (*kra'-ne-o-trak-tor*) [*κρανίον*, skull; *tractor*, a drawer]. A cranioclast designed to be used also, or mainly, as a tractor.



LATERAL ASPECT OF CRANIUM.

1. Frontal bone. 2. Parietal bone. 3. Occipital bone. 4. Temporal bone. 5. Greater wing of sphenoid bone. 6. Coronal suture. 7. Lambdoid suture. 8. Squamo-parietal suture. 9. Masto-parietal suture. 10. Spheno-parietal suture. 11. Spheno-temporal suture. 12. Spheno-frontal suture. 13, 13. Temporal ridge. 14. Malar bone. 15. Fronto-malar suture. 16. Malo-temporal suture. 17. Malo-maxillary suture. 18. Superior maxillary bone. 19. Infraorbital foramen. 20. Nasal bone. 21. Naso-maxillary suture. 22. Naso-frontal suture. 23. Lachrymal groove, at the bottom of which may be seen the suture between the lachrymal and the superior maxillary bones. 24. Nasal eminence. 25. Inferior maxillary bone. 26. Mental foramen. 27. Angle of lower jaw. 28. Coronoid process. 29. Condyle. 30. Neck of condyle. 31. External auditory canal. 32. Styloid process. 33. Mastoid process. 34. Masto-occipital suture.

**Cranium** (*kra'-ne-um*) [*κρανίον*, the skull]. The skull. The cavity that contains the brain, its membranes and

vessels. It consists of 22 bones, of which 14 belong to the face, and 8 to the cranium proper. See *Skull*.

**Crank** (*kranke*) [Ger., sick]. A popular term for an eccentric individual or a hobby-rider. See *Paranoia*.

**Cranter** (*kran'-ter*) [*κραντήρ*, *κραίνειν*, to finish, render perfect: *pl.*, *Cranterēs*]. A wisdom-tooth. The *dentes sapientiæ* are sometimes so called because their presence is necessary to a perfect denture.

**Crapaudine** (*krap'-aw-din*) [Fr., *crapaud*, a toad]. In veterinary surgery, an ulcer on the coronet of a horse's hoof.

**Crapulous** (*krap'-u-lus*) [*crapula*, drunkenness, surfeit]. Characterized by debauch or excess in drinking or in eating.

**Craquement** (*krahk'-mon(g)*) [Fr.]. Any crackling sound heard in auscultation.

**Crisis** (*kra'-is*) [*κρίσις*, mixture]. Temperament; constitution; predisposition. **C.**, **Verminous**, an old term used to designate a peculiar dyscrasia of the system due to the presence of worms.

**Craspedotal** (*kra'-pe-do'-tal*) [*κρασπεδωτός*, bordered]. In biology, applied to those Medusæ that have velar otolithic vesicles.

**Crassamentum** (*kra'-am-en'-tum*) [L., thickness]. A clot, as of blood.

**Crateriform** (*kra'-ter'-if-orm*) [*crater*, a crater; *forma*, shape]. Goblet-shaped or deep-saucer-shaped. Excavated like a crater.

**Cratomania** (*krat-o-ma'-ne-ah*) [*κράτος*, power; *μανία*, madness]. A delirium of exaltation in which the patient conceives himself to possess vast power.

**Cravat** (*kra'-vat'*) [Fr., *cravate*, a Croat]. 1. A neck-cloth. 2. A bandage of triangular shape, used as a temporary dressing for a wound or fracture. The middle is applied to the injured part, and the ends are brought around and tied. See *Handkerchief Dressings*.

**Craw-Craw** (*kraw'-kraw*). See *Filaria sanguinis hominis*, and *Parasites (Animal)*, Table of.

**Crawley** (*kraw'-le*). See *Coral Root*.

**Craziness** (*kra'-ze-nes*) [ME., *crasen*, to break]. Insanity.

**Crazy** (*kra'-ze*) [*crasen*, to break]. Insane; demented; deranged. **C.-bone**. See *Funny-bone*. **C.-weed**. See *Loco*.

**Cream** (*krem*) [*cremor*, thick juice or broth]. The rich, fat part of milk. **C.**, **Cold**. See *Rosa*. **C.**, **Ripening of**. See *Ripening*. **C. of Tartar**. See *Potassium*.

**Creamometer** (*krem-om'-et-er*) [*cremor*, cream; *μέτρον*, a measure]. An instrument for estimating the amount of cream in milk.

**Crease** (*krēs*) [Celtic]. A line made by folding. **C.**, **Gluteo-femoral**. See *C.*, *Ileo-femoral*. **C.**, **Ileo-femoral**, is the crease that bounds the buttock below, corresponding nearly to the lower edge of the gluteus maximus muscle. It is of supposed significance in the diagnosis of hip-disease.

**Creasol** (*kre'-as-ol*) [*κρεάς*, flesh; *oleum*, oil],  $C_8H_{10}O_2$ . One of the principal phenols contained in creasote. It is formed from guaiacum-resin, and is found in beechwood-tar. It is a colorless, oily liquid of an agreeable odor and a burning taste, boiling at  $220^{\circ}C$ . It is very similar to guaiacol.

**Creasote**, or **Creasotum** (*kre'-as-ot, -ōl'-um*) [*κρεάς*, flesh; *σώζειν*, to preserve]. The product of the distillation of wood-tar, consisting of a mixture of phenol-compounds. It is an inflammable oily liquid, differing in this respect from carbolic acid. It does not coagulate albumin or collodion. Most of the commercial creasote consists of carbolic acid or contains a large percentage of it. It is valuable for its antiseptic, astringent, styptic, anesthetic, and escharotic properties.



Dose m̄j-ij. **Beechwood Creasote**, from *Fagus sylvatica*, is best for internal use. Dose m̄j, every three hours. **C., Aqua**, a one per cent. solution. Dose ʒj-iv. **C.-bath**. See *Bath*. **C., Mistura** (B.P.). Dose ʒj-ij. **C.-oil**, Heavy Oil, the third main fraction in the coal-tar distillation-process. It is collected at temperatures of from 230° to 270° C., or until the anthracene commences to distil. The oil has a greenish-yellow color, and is very fluorescent, and becomes progressively more so upon exposure to light and air. The odor is unpleasant and extremely characteristic. The oil is heavier than water, and contains naphthalene, anthracene, phenanthrene, phenol, cresol, etc. It is used mainly in the creasoting or preservation of timber; it is also used as a fuel, and for the production of illuminating gas, as a lubricant, and for the production of lampblack. **C., Unguentum** (B.P.), for local application. **C., Vapor** (B.P.), for inhalation.

**Creatic** (*kre-at'-ik*) [*κρέας*, flesh]. Relating to flesh. See *Kreatinin*. **C. Nausea**, a loathing of flesh as food.

**Creatin** (*kre'-at-in*) [*κρέας*, flesh],  $C_4H_9N_3O_2$ . A neutral organic substance that occurs in the animal organism, especially in the juice of muscles. It crystallizes with one molecule of water in glistening prisms, which, heated to 100°, sustain a loss of water. It has a faintly bitter taste and dissolves rather readily in boiling water. It dissolves with difficulty in alcohol and yields crystalline salts with one equivalent of acid.

**Creatinin** (*kre-at'-in-in*) [*κρέας*, flesh],  $C_4H_7N_3O$ . An alkaline substance, a normal constituent of urine. It crystallizes in rhombic prisms, and is a strong base. It is much more soluble than creatin.

**Crebricostate** (*kreb-re-kos'-tāt*) [*creber*, close; *costa*, rib]. In biology, characterized by closely-set ridges.

**Crebrisulcate** (*kreb-re-sul'-kat*) [*creber*, close; *sulcus*, a furrow]. In biology, marked by closely-set furrows.

**Crebruria** (*kreb-ru'-re-ah*) [*creber*, close together; *οὐρον*, urine]. Frequent micturition.

**Creche** (*krāsh*) [Fr., a crib]. See *Infant Shelter*.

**Credé's Method** (*kre-da'*). See *Treatment, Methods of*. **C. Operation**. See *Operations, Table of*.

**Crédivité** (*kra-div-it-a'*) [Fr.]. See *Hypnotism*.

**Creeping Sickness** (*krēp'-ing sik'-nes*). The gangrenous form of ergotism.

**Cremaster** (*kre-mas'-ter*) [*κρεμάειν*, to support]. The muscle that draws up the testis. See *Muscles, Table of*.

**Cremasteric** (*kre-mas-ter'-ik*) [*κρεμάειν*, to support]. Pertaining to the cremaster muscle. **C. Reflex**. See *Reflexes, Table of*.

**Cremation** (*kre-ma'-shun*) [*cremare*, to burn]. The destruction of the body by burning, as distinguished from interment.

**Cremator** (*kre-ma'-tor*) [*cremare*, to burn]. A crematory, *q. v.* **C., Engle System**, a variety of cremator for the destruction of garbage, in which the smoke and gases generated by the destruction of the waste material are consumed by a second fire.

**Crematory** (*krem'-at-or-e*) [*cremare*, to burn]. An establishment for burning the bodies of the dead, or for consuming garbage and other refuse matter.

**Cremnitz White**. Same as *White Lead*.

**Cremocarp** (*krem'-o-karp*) [*κρεμᾶν*, to hang; *καρπός*, fruit]. The peculiar capsular fruit of the natural order *Umbellifera*.

**Cremor** (*kre'-mor*) [*cremor*, broth]. Cream. Any thick substance formed on the surface of a liquid. **C. tartari**, cream of tartar.

**Crena** (*kre'-nah*) [L.]. A notch, especially such a notch as is seen on the sutural margins of the cranial bones.

**Crenate** (*kre'-nāt*), or **Crenated** (*kre'-na-ted*) [*crena*,

a notch]. Notched or scalloped. In botany, leaves that are serrated. See *Crenation*.

**Crenation** (*kre-na'-shun*) [*crena*, a notch]. A notched or mulberry appearance of the red corpuscles of the blood; it may be spontaneous or due to poisoning with Calabar bean, etc.

**Crenic Acid** (*kre'-nik*). See *Acid*.

**Crenothrix** (*kren-oth'-riks*) [*κρήνη*, a spring; *θρίξ*, hair]. A genus of Schizomycetes the filaments of which are enveloped in a gelatinous sheath. **C. kühniana**, abundant in fresh waters; when putrefied it gives drinking-water a very bad taste, but the rôle attributed to it in the production of typhoid fever is unjustified.

**Crenulate** (*kren'-u-lāt*) [*crena*, a notch]. Finely crenate.

**Creolin** (*kre'-o-lin*) [*κρέας*, flesh; *oleum*, oil]. A coal-tar product deprived of carbolic acid. It is hemostatic and highly antiseptic, and is more active than carbolic acid in pure cultures of pathogenic microbes, but less efficacious in putrefying masses. It is an excellent non-poisonous deodorizer, used in a two per cent. solution or a five per cent. ointment with lanolin. It is used internally in typhoid fever and catarrh of the bladder in five-drop doses.

**Creosol** (*kre'-o-sol*). See *Creasol*.

**Creosote** (*kre'-o-sōt*). See *Creasote*. **C.-bush**, *Larrea mexicana*, an odorless and resinous shrub of the Pacific States and Mexico. It is a local remedy for rheumatism and for wounds and sores. Unof.

**Crepitant** (*krept'-it-ant*) [*crepitare*, to crackle]. Possessing the character of crepitus. **C. Râle**. See *Râle* and *Breath-sounds*.

**Crepitation** (*krept-it'-shun*), **Crepitus** (*krept'-it-us*) [*crepitare*, to crackle]. The noise produced by escaping flatus. The grating of fractured bones. The crackling of the joints. The noise produced by pressure upon tissues containing an abnormal amount of air or gas, as in cellular emphysema. Also the peculiar murmur of respiration observed in pneumonia during inspiration. It closely resembles the sound produced by rubbing the hair between the fingers held close to the ear. **C., Redux**, a crepitant râle heard in pneumonia during the stage of resolution; usually the first manifestation of the recession of the disease.

**Cresalol** (*kes'-al-ol*) [*cresol*; *salol*],  $C_6H_4.OH.CO.O.C_6H_4.CH_3$ . Salicylate of cresol. It possesses antiseptic properties very similar to those of salol. Dose gr. iv in water from one to eight times daily. Unof.

**Crescent** (*kes'-ent*) [*crescere*, to grow]. Shaped like the moon in its first quarter. A name given to one form of the malarial hematozoön. **C. of Gianuzzi**. Groups of non-secreting cells in the acinus of a gland, pushed to one side by the secreting cells. **C., Myopic**. See *Myopia*. **C. Operation**. See *Operations, Table of*.

**Crescentia** (*kes-en'-she-ah*) [*crescere*, to grow]. A genus of bignonaceous trees and shrubs. **C. alata**, of tropical Asia and America, affords leaves that are useful in hemoptysis, and the fruit is employed in pulmonary diseases. The pulp of the West Indian *C. cujete* is similarly used. Unof.

**Cresol** (*kre'-sol*) [*κρέας*, flesh; *oleum*, oil],  $C_6H_8O_2$ . Cresylic acid; a body obtained from the distillation of coal-tar. It is a colorless, caustic liquid, with properties similar to those of phenol, but is superior as an antiseptic. Unof.

**Cresolin** (*kes'-o-lin*) [*κρέας*, flesh; *oleum*, oil]. A proprietary preparation used as a disinfectant in diphtheria, etc.

**Cresosulphuric Acid** (*kes-o-sul-fu'-rik*). See *Acid*.

**Crest** (*krest*) [*crista*, a crest]. The surmounting part of any bone, organ, or process. **C., Frontal**, a ridge

along the middle line of the internal surface of the frontal bone. **C. of Ilium**, the thickened and expanded upper border of the ilium. **C., Lachrymal**, a vertical ridge dividing the external surface of the lachrymal bone into two parts. **C., Nasal**, a crest on the internal border of the nasal bone and forming part of the septum of the nose. **C., Neural**, a series of swellings along each side of the rudimentary spinal cord in the embryo from which the spinal nerves are developed. **C., Occipital**, a vertical ridge on the external surface of the occipital bone extending from the occipital protuberance to the foramen magnum. **C. of Pubes**, a crest extending from the spine to the inner extremity of the pubes. **C. of Tibia**, the prominent border or ridge on the front of the tibia; the shin. **C., Turbinate**d, a prominent horizontal ridge on the internal surface of the palate bone. **C., Urethral**. See *Verumontanum*.

**Cresti's Test**. See *Tests, Table of*.

**Cresylic Acid** (*kres-il'-ik*). See *Cresol*.

**Creta** (*kre'-tah*) [L.]. Chalk. See *Calcium*.

**Cretaceous** (*kre-tah'-she-us*) [*creta*, chalk]. Chalky; abounding in calcium carbonate.

**Cretaceous** (*kre-te-fak'-shun*). See *Calcification*.

**Cretin** (*kre'-tin*) [Fr., *crétin*, a simple-minded person]. A person affected with cretinism.

**Cretinism** (*kre'-tin-izm*) [Fr., *crétin*, a simple-minded person]. The condition of a cretin. Also an endemic disease, characterized by goiter and a condition of physical, physiologic, and mental degeneracy and non-development. The subjects of this disease seldom reach five feet in height. **C., Sporadic**, the congenital form of myxedema, characterized by absence of the thyroid gland, diminutiveness of size, thickness of neck, shortness of arms and legs, prominence of abdomen, large size of face, thickness of lips, large and protruding tongue, and imbecility or idiocy. It is popularly supposed that coitus during intoxication is a cause of this condition.

**Cretinoid** (*kre'-tin-oid*) [*crétin*, a simple-minded person]. 1. Resembling a cretin; resembling cretinism. 2. A person who resembles a cretin.

**Creuse's Test**. See *Tests, Table of*.

**Crewels** (*kroo'-els*) [Fr., *écrouelles*, scrofula]. Synonym of *Scrofula*.

**Crib** (*krib*) [ME., *crib*, a manger]. A small frame with inclosed sides for a child's bed. 2. A stall for cattle. **C. Biting**. See *Cribbing* and *Wind-sucking*.

**Cribbing** (*krib'-ing*) [ME., *crib*, a manger]. The peculiar wearing of a horse's teeth, due to a habit of biting his crib or manger, and at the same time sucking air into the stomach.

**Cribiform** (*krib'-re-form*) [*cribrum*, a sieve; *forma*, form]. Similar to a sieve in being perforated, as the *cribiform plate* of the ethmoid bone.

**Cribrose** (*krib'-rōs*) [*cribrum*, a sieve]. In biology, sieve-like.

**Crick** (*krik*) [ME., *cricke*, a twist in the neck]. Any painful spasmodic affection, as of the back or neck.

**Crico-** (*kri'-ko-*) [*κρικος*, a ring]. A prefix denoting connection with the cricoid cartilage.

**Cricoid** (*kri'-koid*) [*κρικος*, a ring]. Ring-shaped. **C. Cartilage**. See *Cartilages of the Larynx*.

**Cricothyroid** (*kri-ko-thi'-roid*) [*κρικος*, a ring; *θυρεοειδης*, shield-shaped]. Pertaining to the cricoid and thyroid cartilages. **C. Artery**, a small branch of the superior thyroid, crossing the crico-thyroid membrane. It is of much surgical importance. See *Arteries, Table of*. **C. Membrane**, a ligamentous membrane that lies between the cricoid and thyroid cartilages. **C. Muscle**. See *Muscles, Table of*.

**Cricotomy** (*kri-kot'-o-me*) [*κρικος*, ring; *τεμνειν*, to cut]. Surgical laryngotomy by cutting through the cricoid cartilage.

**Criminal** (*krim'-in-al*) [*crimen*, a crime]. Of the nature of crime. **C. Abortion**. See *Abortion*. **C. Assault**. See *Assault*.

**Criminology** (*krim-in-al'-o-je*). See *Criminology*.

**Criminology** (*krim-in-ol'-o-je*) [*crimen*, crime; *λογος*, science]. The science of crime and of criminals; criminal anthropology; the study of crime as a branch of morbid psychology.

**Crino** (*kri'-no*) [*crinis*, hair; *pl.*, *Crinones*]. 1. A skin-affection of infants supposed to be due to the presence of a hair-worm. 2. Same as *Comedo*.

**Crinosin** (*krim'-o-sin*) [*crinis*, hair]. A nitrogenized fat from brain-substance, crystallizing in hair-like threads.

**Cripple** (*krip'-l*) [ME., *cripel*, a paralytic]. One who is unable to walk or to use his members normally.

**Cripps' Operations**. See *Operations, Table of*.

**Crisis** (*kri'-sis*) [*κρισις*, a decisive point; *pl.*, *Crises*].

The turning-point in a disease, fever, time of life, etc., and in disease, marking a change either for the better or worse. **C. clitoridiennes**, periods of voluptuous excitement in women suffering with *tabes dorsalis*, accompanied by vaginal secretion, analogous to the violent erections and spermatorrhea found in men in the initial stages of *tabes*. **C. gastriques**, Charcot's term for certain gastric symptoms sometimes encountered in the course of progressive locomotor ataxia. The symptoms are shooting pains in the groin and abdomen, ending finally in gastralgia, pains in the shoulders and arms, a quick pulse, and often vertigo and vomiting. **C., Laryngeal**, paroxysmal spasm of the larynx sometimes observed in cases of posterior spinal sclerosis.

**Crispate** (*kris'-pāt*) [*crispatus*, curl]. In biology, crisped on the margin.

**Crista** (*kris'-tah*) [L.]. Same as *Crest*. **C. acustica**, a yellow elevation projecting into the equator of the ampulla of the ear. **C. fornicis**, the crest of the fornix; a half-oval or semi-globular mass on the posterior surface of the fornix of the brain. **C. galli**, cock's crest, the superior triangular process of the ethmoid bone. **C. helicis**, spina helicis; a projection of the helix above the external auditory meatus. **C. spiralis**, a crest of the limbus of the ear overhanging the internal spiral sulcus of Waldeyer. **C. urethralis**. See *Verumontanum*.

**Critchett's Operations**. See *Operations, Table of*.

**Crith** (*kri-th*) [*κριθή*, barley-corn]. The assumed unit of mass and weight for hydrogen, and hence for gases generally. It is .0896 of a gram or 1.37 grains.

**Critical** (*kri'-ik-al*) [*κρισις*, a decisive point]. 1. Pertaining to a crisis in disease, period of life, etc. 2. A qualification applied to temperature and to pressure in relation to gases.

**Crocein Scarlet** (*kro'-se-in skar'-let*). See *Pigments, Conspectus of*.

**Crochet** (*kro-sha'*) [Fr., dim. of *croc*, a hook]. A hook. **C. of Uncinate Gyrus**, the narrow portion of the uncinate gyrus at its anterior extremity which is reversed in the form of a hook.

**Crocine** (*kro'-sin*),  $C_{16}H_{18}O_6$ . Polychroit; the coloring-matter of *Saffron*. It is a deliquescent, orange-red, amorphous substance, odorless, with a sweetish taste, freely soluble in water and diluted alcohol.

**Crocin** (*kro'-sit-in*). A coloring-substance of saffron; a red powder, easily soluble in alcohol, but not in water or ether.

**Crocker's Calamin Liniment**. A liniment used in the treatment of dermatitis. It consists of prepared



- calamin powder, 2 scruples; powdered zinc oxid,  $\frac{1}{2}$  dram; olive oil and lime-water each one ounce. It is applied on soft rags.
- Crocus** (*kro'-kus*) [*κρόκος*, crocus, saffron]. Saffron. The stigmata of the flowers of *C. sativus*. (This should not be confounded with American Saffron, *Carthamus tinctorius*.) It is an aromatic stimulant and emmenagogue, commonly used as a cooling-agent. **C.**, Tinct., 10 per cent. in strength. Dose  $\mathfrak{zj}$ - $\mathfrak{ij}$ ; of the drug, gr. v-xx, in infusion.
- Crocodysmus** (*kro-sid-iz'-mus*) [*κροκώδιζεν*, to pick at]. Same as *Carphology*.
- Croft's Operations.** See *Operations*, Table of.
- Crooke's Tube.** A highly exhausted vacuum-tube used in producing X-rays.
- Crop** (*krop*) [ME., *crop*, the craw of a bird]. The craw or pouch of the esophagus of a bird. **C.-bound**, a disease of poultry in which the fowls are unable to pass the food from the crop into the gizzard, and the former becomes filled with food, hanging like a bag in front of the bird.
- Crosby's Operation.** See *Operations*, Table of.
- Cross** (*kros*) [*crux*, a cross]. In biology, a cross-breed in plants, the result of cross-fertilization. **C.-birth**, shoulder-presentation, or other presentation requiring version. **C.-circulation.** See *Circulation*. **C.-eye.** See *Strabismus*. **C.-fertilization**, in biology, the fertilization of the ovules of one species by the seed-germ of another. **C.-knee.** See *Genu valgum*. **C.-leg**, a deformity that sometimes follows double hip-joint disease; the legs are crossed in walking. **C.-legged Progression**, a method of walking in which one foot gets over or in front of the other. It is a symptom of certain cord-lesions.
- Crossed** (*krosd*) [*crux*, a cross]. Having the shape of a cross. Applied to alternate sides of the body. **C.** **Anesthesia.** See *Anesthesia*. **C.** **Hemiplegia.** See *Stauroplegia*. **C.** **Paralysis.** See *Paralysis*. **C.** **Reflexes**, an exception to the usual law of reflex movements, in which, e.g., excitation of one fore-limb induces movement in the opposite hind-limb. See *Reflexes*, Table of.
- Crotalin** (*kro'-tal-in*) [*κρόταλον*, a rattle]. An albuminous body contained in the poison of the cobra. It is not coagulable by heat at 212° C.
- Crotalus** (*kro'-tal-us*) [*κρόταλον*, a rattle]. A genus of serpents, including the typical rattlesnakes. **C.** **Poison.** The virus of the rattlesnake, used as a remedy by homeopaths.
- Crotch** (*kroch'-et*) [ME., *crochet*, a little hook]. A hook used in extracting the fetus after craniotomy.
- Croton** (*kro'-ton*) [*κρότων*, a tick]. A great genus of euphorbiaceous plants. **C.** **eleuteria**, yields cascarrilla. **C.** **tiglium**, croton oil; **C.** **niveus**, a part of the product called copalche bark. **C.** **Aldehyd**,  $C_9H_8O$ , a compound obtained by the condensation of acetaldehyd when heated with dilute HCl, with water and zinc chlorid; it is a liquid, soluble in water, possessing an irritating odor; it boils at from 104° to 105° and has a sp. gr. of 1.033 at 0°. In the air it oxidizes to crotonic acid. **C.** **Chloral.** See *Chloral butylicum*. **C.** **Oil.** See *Tiglii, Oleum*.
- Crotonol** (*kro'-ton-ol*) [*κρότων*, a tick],  $C_9H_{14}O_2$ . An acid, aromatic principle in croton oil, believed to be the vesicant constituent of the oil.
- Croup** (*kroop*) [AS., *krōpan*, to cry aloud]. Membranous croup; pseudo-membranous croup; true croup; a disease of the larynx and trachea of children, prominent symptoms of which are a peculiar cough, and difficulty in breathing; it is often accompanied by the development of a membranous deposit or exudate upon the parts. There is doubt as to the real nature of the disease, some contending that it is laryngeal diphtheria, while others believe it a special type of disease. See also *Roup*. **C.**, **Catarrhal**, an affection of childhood characterized by paroxysms of intense dyspnea and a peculiar, ringing, metallic cough. **C.**, **False**, catarrhal or spasmodic croup; catarrhal laryngitis. **C.**, **Spasmodic.** See *C.*, *Catarrhal*.
- Crown** (*krown*) [ME., *crowne*, a crown]. See *Corona*.
- C. Glass**, a kind of glass used in optics. **C. Leather.** See *Leather*. **C.-setting**, the operation of uniting an artificial crown to the root of a natural tooth; the operation being commonly known by the misnomer "pivoting." **C. of a Tooth**, the exposed part of the tooth above the gums, covered with enamel. **C.-work**, the adaptation of an artificial crown of porcelain or gold on the cervical portion of the natural root of a tooth. **C.-yellow.** Same as *Chrome-yellow*.
- Crucial** (*kru'-shal*) [*crux*, a cross]. Resembling or pertaining to a cross, as a *crucial incision*.
- Cruciate** (*kru'-she-āt*) [*crux*, a cross]. In biology, shaped like a Greek cross.
- Crucible** (*kru'-sib-l*) [*crucibulum*, a melting pot]. A vessel of conical shape in which substances are exposed to the heat of a fire or furnace; it is formed of clay or earthenware, porcelain, iron, black lead or plumbago or graphite, silver, gold or platinum.
- Crucifixion Attitude** (*kru-se-fik'-shun*). See *Attitude*.
- Crucing** (*kru'-sing*). See *Block Teeth*.
- Cruels** (*kroo'-els*). Synonym of *Scrofula*.
- Cruentin** (*kru-en'-tin*) [*cruentus*, bloody]. A precipitate obtained by boiling defibrinated blood with strong  $H_2SO_4$ , adding water, and filtering.
- Crull's Line.** See *Line*.
- Cruorin** (*kru'-or-in*) [*crnor*, blood]. Synonym of *Hemoglobin*.
- Crupper** (*krupt'-er*) [Fr., *croupe*, the rump]. The buttocks of a horse. **C.-bone**, the coccyx.
- Crura** (*kru'-rah*) [Plural of *crus*, a leg]. A name applied to certain parts of the body, from their resemblance to legs or roots. **C.** **cerebelli**, the peduncles of the cerebellum, superior, middle, and inferior. **C.** **cerebri**, the peduncles of the cerebrum. **C. of Diaphragm**, the muscular bundles arising from the vertebræ, etc., and inserted into the central tendon. **C. of Penis**, the corpora cavernosa.
- Crural** (*kru'-ral*) [*crus*, a leg]. Pertaining to the thigh. **C.** **Arch.** See *Ligament*. **C.** **Hernia**, femoral hernia. **C.** **Ring**, the femoral ring; the upper opening of the temporal canal, bounded in front by Poupart's ligament and the deep crural arch, behind by the pubis, internally by Gimbernat's ligament, externally by a fibrous band separating it from the femoral ring.
- Crureus** (*kru'-re-us*) [L.]. One of the muscles of the thigh. See *Muscles*, Table of.
- Crus** (*kru*) [L.]. The leg; structures resembling a leg. See the plural, *Crura*.
- Cruso-creatinin** (*kru-so-kre-at'-in-in*),  $C_5H_8N_4O$ . A leucomaïne, isolated from muscle-tissue. In this and other leucomaïnes of the Creatinin Group, as well as in those of the Uric Acid Group, hydrocyanic acid plays an important part in the molecular structure of the bases. Very little is yet known as to the function of this Cyanogen Group in relation to the vital activity of tissues, but recent investigations seem to show that the seat of the cyanogen-formation lies within the nucleated cell, and is intimately connected with the functions of the nuclein-molecule. A number of leucomaïnes of fresh muscle-tissue are credited with possessing an intensely poisonous action; and, if this be the case, any accumulation of such bases in the

- system, due to interference with elimination, may cause very serious disturbances.
- Crust** (*krust*) [*crusta*, a crust]. An irregular, dried mass of exudation, or other effete products of disease of the skin. It varies much in appearance, according to the condition that produces it. It may be adherent or loose, thin and flat, or thick and craggy, light-yellow or blackish in color.
- Crusta** (*krus'-tah*) [L., a crust]. The ectal portion of the crus cerebri. **C. lactea**. See *Achor*. Also synonym for *Eczema*. **C. petrosa**, a thin layer of bone covering the fang of a tooth. **C. phlogistica**, the yellowish layer of the upper stratum of a blood-clot coagulating slowly.
- Crustaceorubrin** (*krus-ta-she-o-ru'-brin*) [*crustata*, shell-fish; *ruber*, red]. In biology a red coloring-matter of crustaceans.
- Crustaceous** (*krus-ta'-she-us*) [*crusta*, crust]. In biology, having a thin, hard, brittle, crust-like shell or coating.
- Crusted** (*krus'-ted*) [*crusta*, a crust]. Having crusts or scabs. **C. Ringworm**. Synonym of *Favus*. **C. Scall**. Synonym of *Impetigo*.
- Crusting** (*krus'-ting*) [*crusta*, a crust]. The formation of crusts or scabs.
- Crutch** (*kruch*) [ME., *crutche*, a crutch]. A staff reaching from the axilla to the ground, for the purpose of aiding the progression of lame or crippled persons. **C. Paralysis**, paralysis of an upper extremity due to the pressure of the crutch-head upon the nerves of the axilla.
- Cruveilhier's Atrophy**. See *Diseases, Table of*. **C. Disease**. See *Diseases, Table of*. **C. Fascia**, the superficial layer of the perineal fascia. **C. Plexus**. See *Plexuses, Table of*. **C. Paralysis**. Same as *C. Disease*.
- Cry** (*kri*) [ME., *crien*, to cry]. The utterance of an inarticulate vocal sound, or the sound so uttered; the sound of the voice in lamentation.
- Cryesthesia** (*kri-es-the'-ze-ah*) [*κρύος*, cold; *αἴσθησις*, sensation]. Undue sensitiveness to cold.
- Crypt** (*kript*) [*κρυπτή*, concealed]. A small sac or follicle. **Crypts of Lieberkühn**, minute tubular depressions of the mucous membrane of the small intestine.
- Crypta** (*krip'-tah*) [*κρυπτή*, concealed: *pl.*, *Cryptæ*]. Same as *Crypt*.
- Cryptic** (*krip'-tik*) [*κρυπτικός*, hidden]. In biology, a term used in the study of mimicry, for such colors as enable the animal to escape enemies, or to approach its prey; protective, *procryptic*; aggressive, *anticryptic* resemblances. Similar effects may be produced by the use of foreign objects with which the animal covers itself to a greater or lesser extent, *allocryptic*. (Poulton.)
- Cryptidin** (*krip'-tid-in*) [*κρυπτός*, hidden],  $C_{11}H_{11}N$ . An alkaloid formed by the dry distillation of quinin.
- Cryptitis** (*krip-ti'-tis*) [*κρυπτή*, concealed; *ιτις*, inflammation]. Inflammation of a crypt, or of crypts. **C., Urethral**, phlegmasia of the mucous follicles of the urethra.
- Cryptobranchiate** (*krip-to-brangh'-e-āt*) [*κρυπτός*, hidden; *βράγχια*, gills]. In biology, having concealed gills.
- Cryptocephalus** (*krip-to-sef'-al-us*) [*κρυπτός*, hidden; *κεφαλή*, head]. A monster fetus with an imperfectly-formed and concealed head.
- Cryptodidymus** (*krip-to-did'-im-us*) [*κρυπτός*, hidden; *δίδυμος*, twin]. A teratism in which one fetus is concealed within another.
- Cryptodirous** (*krip-to-di'-rus*) [*κρυπτός*, hidden; *δεῖρῃ*, neck]. In biology, having a concealed neck.
- Cryptogam** (*krip'-to-gam*) [*κρυπτός*, hidden; *γάμος*, marriage]. In biology, a general term applied to any plant below Phanerogamia; any flowerless plant is called a cryptogam.
- Cryptogamia** (*krip-to-ga'-me-ah*) [*κρυπτός*, hidden; *γάμος*, marriage]. A division of the vegetable kingdom comprising all plants with concealed sexual organs, without pistils or stamens.
- Cryptogamic** (*krip-to-gam'-ik*). See *Cryptogamous*.
- Cryptogamous** (*krip-to-g'-am-us*) [*κρυπτός*, concealed; *γάμος*, marriage]. Belonging to the cryptogamia; having the processes of the reproductive function obscured or concealed.
- Cryptogenetic** (*krip-to-jen-et'-ik*) [*κρυπτός*, concealed; *γεννάειν*, to beget]. Same as *Cryptogamous*.
- Cryptolith** (*krip'-to-lith*) [*κρύπτειν*, crypt; *λίθος*, stone]. A concretion or calculus formed within a crypt.
- Cryptophanic, or Cryptophanic Acid** (*krip-to-fan'-ik*) [*κρυπτός*, concealed; *φαίνειν*, to bring to light],  $C_{10}H_{18}N_2O_{10}$ . An acid said to occur in a free state in urine, though regarded by Landwehr as an animal gum.
- Cryptophthalmia** (*krip-toff-thal'-me-ah*). Same as *Cryptophthalmos*.
- Cryptophthalmos** (*krip-toff-thal'-mos*) [*κρυπτός*, hidden; *ὀφθαλμός*, the eye]. 1. Congenital union of the eyelids, usually over imperfect eyes. 2. A person who has congenital union of the eyelids.
- Cryptopia** (*krip-to'-pe-ah*). Same as *Cryptopin*.
- Cryptopin** (*krip-to-pin*) [*κρυπτός*, hidden; *ὄπιον*, opium],  $C_{21}H_{23}NO_5$ . One of the alkaloids of opium, colorless and odorless. It is said to be anodyne and hypnotic, but it is less safe than morphin. Dose,  $\frac{1}{8}$  gr. Unof.
- Cryptopyic** (*krip-to-pi'-ik*) [*κρυπτός*, hidden; *πύον*, pus]. Characterized by concealed suppuration.
- Cryptorchid, or Cryptorchis** (*krip-tor'-kid, -kis*) [*κρυπτός*, hidden; *ὄρχις*, testicle]. A person with retained testicles, i. e., not descended into the scrotum.
- Cryptorchidism** (*krip-tor'-kid-izm*) [*κρυπτός*, hidden; *ὄρχις*, testicle]. Retention of the testes in the abdominal cavity.
- Cryptorchism** (*krip-tor'-kizm*). See *Cryptorchidism*.
- Cryptoscope** (*krip'-to-skōp*) [*κρυπτός*, hidden; *σκοπεῖν*, to inspect]. See *Fluoroscope*.
- Cryptozygous** (*krip-toz'-ig-us*) [*κρυπτός*, hidden; *ζυγόν*, arch]. Having the dental arches or zygomata concealed from view when the skull is viewed from above.
- Crystal** (*kris'-tal*) [*κρίσταλλος*, clear ice]. In chemistry, a substance that assumes a definite geometric form. **C., Charcot-Leyden**. See *Charcot-Leyden*. **C., Charcot's**, minute colorless crystals found in the sputa of asthmatic and bronchitic patients and others. They are said to consist of tyrosin, or according to some, of mucin. **C., Violet**. See *Pigments, Conspectus of*.
- Crystalli** (*kris-tal'-i*). Synonym of *Chicken-pox*.
- Crystallin** (*kris'-tal-in*) [*κρίσταλλος*, clear ice]. The globulin of the crystalline lens.
- Crystalline** (*kris'-tal-en or -in*) [*κρίσταλλος*, crystal]. Like a crystal. **C. Lens**. See *Lens*. **C. Swelling**. See *Swemming*.
- Crystallitis** (*kris-tal-i'-tis*). See *Phakitis*.
- Crystallization** (*kris-tal-iz-a'-shun*) [*κρίσταλλος*, ice]. The process by which the molecules of a substance arrange themselves in geometric forms when passing from a gaseous or a liquid to a solid state. **C., Water of**, the water of salts that cannot be extracted without destruction of their crystalline nature.
- Crystallized** (*kris'-tal-izd*) [*κρίσταλλος*, ice]. Formed into crystals. **C. Green**. Same as *Iodin Green*.



**Crystallography** (*kris-tal-og'-ra-fe*) [κρύσταλλος, crystal; γράφειν, to write]. The science of crystals, their formation, etc.

**Crystalloid** (*kris'-tal-oid*) [κρύσταλλος, crystal; εἶδος, likeness]. Having a crystalline structure, as distinguished from colloid. In biology, one of the crystallike proteid bodies found in seeds, tubers, etc.

**Ctenes** (*ten'-ez*) [κτένες]. Incisor teeth.

**Ctenocyst** (*ten'-o-sist*) [κτείς (κτεν), comb; κύστις, a bladder]. In biology, applied to the auditory vesicles of ctenophorans.

**Ctenoid** (*ten'-oid*) [κτείς (κτεν-), comb; εἶδος, like]. In biology, pectinate or comb-like.

**Cubeb**, or **Cubeba** (*ku'-beb*, or *ku be'-bah*) [Pers., *ka-bāba*, cubeb; *gen.*, *Cubebæ*]. The unripe fruit of *Piper Cubeba*, cultivated in Java. Its properties are due to a volatile oil,  $C_{15}H_{24}$ , and an organic acid. It is an aromatic stimulant, diuretic in small doses, and is useful in affections of the bladder and urethra. It is a good remedy (applied by insufflation or smoked in cigarettes) for diseases of the fauces, catarrh of the air-passages, etc. Dose gr. x- $\bar{z}$  ij. **C.**, **Fld. Ext.**, alcoholic. Dose  $\mathfrak{m}\nu$ -xxx. **C.**, **Oleoresina**, ethereal. Dose  $\mathfrak{m}\nu$ -xxx. **C.**, **Ol.**, the volatile oil. Dose  $\mathfrak{m}\nu$ -xx. **C.**, **Tinct.**, 20 per cent. in strength. Dose  $\mathfrak{m}\nu$ - $\bar{z}$  iij. **C.**, **Trochisci**, oleoresin gr.  $\frac{1}{2}$ , oil of sassafras gr.  $\frac{15}{100}$ , ext. of glycyrrhiza gr. iv, acacia gr. ij, syr. of tolu q.s., in each troche. Dose j-ij.

**Cubebene** (*ku'-beb-ēn*) [*cubeb*],  $C_{20}H_{16}$ . The light portion of the essential oil of cubebes.

**Cubebic Acid** (*ku'-beb'-ik*) [*cubeb*],  $C_{14}H_{14}O_7$ . A resinous acid body from cubebes; actively diuretic and cathartic. Unof.

**Cubebin** (*ku'-beb'-in*) [*cubeb*],  $C_{10}H_{10}O_3$ . An odorless crystalline substance obtained from cubebes.

**Cubic** (*ku'-bik*) [κύβος, a cube]. Pertaining to a cube. **C. Space** (of air), the amount of space required by persons in health and in disease. In hospitals about 1000 cubic feet to each patient is necessary for proper ventilation.

**Cubital** (*ku'-bit-al*) [κύβος, a cube]. Relating to the forearm, to the elbow, or to the ulna.

**Cubitocarpal** (*ku'-bit-o-ka'-pal*) [κύβος, a cube; καρπός, the wrist]. Relating to the forearm and to the carpus.

**Cubitoradial** (*ku'-bit-o-ra'-de-al*) [κύβος, a cube; radius, a staff]. Relating to both the ulna and the radius.

**Cubitus** (*ku'-bit-us*) [*cubitus*, the elbow]. The forearm.

**Cubitus** (*ku'-bit-us*) [*cubare*, to lie down]. A bed; a couch.

**Cuboid** (*ku'-boid*) [κύβος, cube; εἶδος, resemblance]. Resembling a cube. **C. Bone**, a bone of the foot situated at the outer anterior part of the tarsus.

**Cuca** (*koo'-kah*). See *Erythroxylon*.

**Cucullate** (*ku-kul'-āt*) [*cucullus*, a cap, hood]. In biology, hooded.

**Cucullus** (*ku-kul'-us*) [L., a hood]. 1. In biology, a hood-shaped formation of the head. 2. Synonym of *Whooping-cough*.

**Cucumber**, **Squirting**. See *Elaterium*.

**Cucumis** (*ku'-ku-mis*) [L., a cucumber]. A genus of plants. **C. colocynthis**. See *Colocynthis*.

**Cucurbit** (*ku-ker'-bit*) [*cucurbita*, a gourd]. 1. A cupping-glass. [Old.] 2. The body of an alembic.

**Cucurbitation** (*ku-ker-bit-a'-shun*) [*cucurbitatio*, a cupping]. The operation of cupping.

**Cud** (*kud*) [AS., *cudde*]. The regurgitated food of ruminants. **C.-weed** (*kud-wēd*). See *Life Everlasting*.

**Cudbear** (*kud'-bār*) [After Dr. *Cuthbert Gordon*]. A

purplish-red powder, nearly identical with *Orchil*, *g.v.* From it the *Tinctura persionis*, and *Tinctura persionis composita*, N. F., are prepared. Both are used mainly in coloring various pharmaceutical preparations. See *Pigments*, *Conspectus of*.

**Cuichunchulli** [Peruvian]. The root of *Ionidium parviflorum*; said to be diaphoretic, diuretic, sialagogue, emetic, and cathartic; it is useful in elephantiasis. Unof.

**Cuirass** (*kwe-ras'*) [Fr.]. A close-fitting or immovable bandage for the front of the chest. **C. Cancer**, a large, flat cancerous growth upon the front of the chest.

**Cul-de-sac** (*kul'-de-sak'*) [Fr. *cul*, the bottom; *de*, of; *sac*, bag]. A cavity of the body closed at one end.

**Douglas's C.**, a pouch between the anterior wall of the rectum and the posterior wall of the uterus, formed by the reflection of the peritoneum. It is called, also, the *recto-uterine* or *retro-uterine cul-de-sac*.

**Culex** (*ku'-leks*) [L., a gnat]. A mosquito. A well-known insect that punctures the skin to obtain its food, the blood. See *Parasites (Animal)*, *Table of*.

**Culicifuge** (*ku-lis'-if-ū*) [*culex*, a gnat; *fugare*, to drive away]. An agent that prevents the biting of mosquitoes; as oil of pennyroyal.

**Cullen's Theory**. A theory as to the origin of gout, which he claims to be primarily an affection of the nervous system.

**Culm** (*kulm*) [*culmus*, a stalk]. In biology, a hollow-jointed stem.

**Culmen** (*kul'-men*) [L., the summit]. The cacumen; a portion of the cerebellum situated to the cephalic side of the vermis. In biology, the highest middle lengthwise line of the bill of a bird.

**Cultrate** (*kul'-trāt*) [*cutter*, a knife]. Sharp-edged; also cultriform.

**Cultriform** (*kul'-trif-orm*) [*cutter*, a knife; *forma*, shape]. See *Cultrate*.

**Culture** (*kul'-chūr*) [*colo*, *cultum*, to till, cultivate]. A name loosely and indiscriminately applied to the act, the liquid or solid medium used, and the product of the process, in culture-experiments upon microorganisms. The **culture-media** are of various kinds; mineral liquids (see *Raulin's Liquid*, *Cohn's Liquid*, etc.), bouillons of various kinds, gelatinous fluids, gelose, potato, serum, etc. These media are first sterilized, usually by heat (see *Oven*, *Sterilization*), but possibly also by chemicals, by filtration, by cold, by steam, etc. The infectious matter is then taken upon a sterilized platinum needle-point, pipet, or other instrument, and transferred to the culture-medium. When the latter is of semi-solid consistency, as gelatin, the inoculation by the needle is called *Slab-culture*, *Stichculture* (Ger.), or *par pigüre* (Fr.), the needle being thrust into the substance. When smeared over the surface, it is called *smear-culture*, *Strichculture* (Ger.), or *en stries* (Fr.). The macroscopic features of the subsequent development give important means of differentiation. For example, when the inoculated matter forms a mass in the medium, pointed below and rising like a nail-head above, it is called *en clou*, nail-shaped. Then the medium may be liquefied or not, variously colored, peculiarly changed, sediment deposited or not, etc. Subsequent microscopic examination of the culture-product, inoculation-experiments upon animals, etc., complete the study. *Culture-bulbs*, *culture-cells*, *culture-fluids*, *culture-media*, *culture-ovens*, *culture-tubes*, etc., are among the equipments of the bacteriologist. **C.-oven**. See *Oven*.

**Culver's Physic**, or **Root** (*kul'-verz fis'-ik* or *root*) See *Leptandra*.

**Cumberland Disease**. An Australian term for *Anthrax*, *g. v.*

**Cumene** (*ku'-mèn*) [*cuminum*, cumin],  $C_9H_{12}$ . Isopropyl benzene; a compound made by distilling cumic acid with lime. It boils at  $153^\circ C.$ , and its specific gravity at  $0^\circ C.$  is 0.879.

**Cumic** (*ku'-mik*) [*cuminum*, cumin]. Derived from or pertaining to cumin. **C. Acid.** See *Acid. C. Aldehyd.* See *Cuminol*.

**Cumidin** (*ku'-mid-in*) [*cuminum*, cumin],  $C_9H_{13}N$ . A methylated homologue of anilin. It melts at  $63^\circ C.$ , boils at  $235^\circ C.$  **C.-red.** See *Pigments, Conspectus of*.

**Cumin** (*ku'-min*) [*cuminum*, cumin]. A fennel-like, cultivated, umbelliferous plant, *Cuminum cyminum*, found native in Egypt and Syria. The fruit is agreeably aromatic and possesses well-marked stimulating and carminative properties. Its active principle is an oil.

**Cuminol** (*ku'-min-ol*) [*cuminum*, cumin; *oleum*, oil],  $C_{10}H_{12}O$ . Cumic aldehyd, occurs in Roman caraway oil, and in oil of *Cicuta virosa*, or water hemlock, etc. It possesses an aromatic odor and a burning taste, has a specific gravity of 0.973 at  $13^\circ C.$ , and boils at  $235^\circ C.$  ( $430^\circ F.$ ).

**Cumulative** (*ku'-mu-la-tiv*) [*cumulare*, to heap up]. Increasing; adding to. **C. Action, or Effect**, the production of a noteworthy and sudden result, after the administration of a considerable number of comparatively ineffective doses. The possible cumulative effect of certain drugs is one of the sources of danger that attend their administration.

**Cumulus** (*ku'-mu-lus*) [L., a heap]. A heap or mound. **C. ovigerus.** See *Ovule*.

**Cundurango** (*ku'-du-ran'-go*). See *Condurango*.

**Cuneate** (*ku'-ne-ät*) [*cuneus*, a wedge]. Wedge-shaped.

**Cuneiform** (*ku'-ne-if-orm*) [*cuneus*, a wedge; *forma*, shape]. Wedge-shaped, cuneate. **C. Bones**, three wedge-shaped bones at the anterior part of the tarsus. **C. Columns.** See *Columns of Burdach*.

**Cunehysterectomy** (*ku'-ne-i-his-ter-ek'-to-me*) [*cuneus*, wedge; *ὑστέρα*, the womb; *ἐκτομή*, a cutting out]. The excision of a wedge-shaped piece of uterine tissue, a procedure that has been advocated in the treatment of antelexion of the uterus.

**Cuneus** (*ku'-ne-us*) [L., a wedge]. 1. A wedge. 2. A wedge-shaped gyrus on the mesial aspect of the occipital lobe.

**Cunicular** (*ku'-nik'-u-lar*) [*κοινυκλος*, a subterranean passage]. Furrowed.

**Cuniculate** (*ku'-nik'-u-lät*). Same as *Cunicular*.

**Cuniculus** (*ku'-nik'-u-lus*) [L.]. The burrow of the itch-insect.

**Cunila** (*ku'-ni'-lah*) [L., a plant]. A genus of labiate plants of the U. S. **C. mariana**, dittany; a labiate plant of N. America. It is aromatic, carminative, and gently stimulant. Unof.

**Cunisset's Test.** See *Tests, Table of*.

**Cunilinguist** (*ku'-i-ling'-gwist*) [*cunus*, the vulva; *lingere*, to lick]. One who practices licking the vulva. See *Passivism*.

**Cunus** (*ku'-us*) [L.: gen., *Cunni*]. The vulva.

**Cup** (*kup*) [AS., *cuppe*, a cup]. 1. To bleed. 2. A cupping-glass. **C., Dry**, a cup for drawing the blood to the surface merely. **C., Favus**, a depression in a favus scale surrounding a hair. **C., Physiologic.** See *Funnel, Vascular*. **C., Wet**, a cup for abstracting blood through incisions in the skin.

**Cuphosis** (*ku'-fo'-sis*). See *Kyphosis*.

**Cupola** (*ku'-po-lah*) [*cupola*, a dome]. The dome-shaped extremity of the canal of the cochlea. Also, the summit of a solitary gland of the small intestines.

**Cupped** (*kupt*) [AS., *cuppe*, a cup]. Having the

upper surface depressed; applied to the coagulum of blood after phlebotomy. **C. Disc**, excavation of the fundus oculi, normally present in slight degree, but pathologic if excessive.

**Cupping** (*kup'-ing*) [AS., *cuppe*, a cup]. A method of blood-derivation by means of the application of cupping-glasses to the surface of the body. **C., Dry**, without the abstraction of blood—a form of counter-irritation. This is used mainly in inflammatory affections of the lung. **C.-glass**, a small bell-shaped glass capable of holding three to four ounces, in which the air is rarefied either by heat or exhaustion, and the glass applied to the skin, either with or without scarification of the latter. **C., Wet**, with the abstraction of blood after scarification.

**Cuprea Bark** (*ku'-pre-äli*) [*cupreus*, coppery; ME., *barke*, bark]. The bark of certain species of *Remijia*, *q. v.*; it affords quinin and the associated alkaloids.

**Cuprum** (*ku'-prum*) [L.: gen., *Cupri*]. See *Copper*.

**Cupule** (*ku'-pül*) [*cupula*, a little cup]. In biology, a cup-shaped organ, as an acorn-cup, or the sucking apparatus of an insect's foot.

**Curaçao** (*ku'-ra-so'*) [Island of *Curaçao*, north of Venezuela]. A cordial or elixir prepared from brandy, and variously flavored, principally with orange-peel. It is sometimes used as a vehicle for certain medicines.

**Curaçoa** (*ku'-ras-o'-ah*). See *Curaçao*.

**Curage** (*ku'-rahzh'*) [Fr.]. Curettage; cleansing of the eye, or of an ulcerated or carious surface.

**Curara** (*koo'-rah'-rah*), **Curare** (*koo'-rah'-re*), **Curari** (*koo'-rah'-re*) [S. Am.]. Woorara. Urari. A vegetable extract obtained from *Paullinia curare* and certain members of the *Strychnos* family. It is a powerful paralyzant of the motor nerves. Its active principle is *Curarin*,  $C_{10}H_{15}N$  (Preyer), dose gr.  $\frac{1}{16}$ – $\frac{1}{8}$ , hypodermatically. It is used in S. America and elsewhere as an arrow-poison. Toxic doses cause death by paralysis of the organs of respiration. It has been reported effectual in two cases of hydrophobia, and has been successful in the treatment of tetanus. Dose by hypodermatic injection gr.  $\frac{1}{16}$ – $\frac{1}{8}$ . **Injectio Curare Hypodermatica**, 5 grains in 60 minims. Dose  $\frac{1}{4}$  j–vj.

**Curarin** (*koo'-rah'-rin*). See *Curara*.

**Curarism, Curarization** (*koo'-rah'-rizm, koo'-rah'-riz-a'-shun*) [S. A., *curare*]. The state of one subjected to the full influence of curare by hypodermatic injection. The voice and power of motion are generally abolished, but not the sensibility to pain.

**Curatio** (*ku'-ra'-she-o*) [*cura*, care]. The treatment and nursing of a patient.

**Curative** (*ku'-rat-iv*) [*cura*, care]. Having a healing tendency.

**Curb** (*kerb*) [ME., *courben*, to bend]. A hard and callous swelling on various parts of a horse's leg, as the hinder part of the hock, the inside of the hoof, etc.

**Curcas** (*ker'-kas*). See *Barbadoes Nut*.

**Curcuma** (*ker'-ku-mah*) [L.]. Turmeric. The rhizome of *Curcuma longa* of India. Its action is similar to that of ginger. It is employed as a yellow dye; in chemistry, as a test for alkalies; and in pharmacy, occasionally, to color ointments and other preparations.

**Curcumin** (*ker'-ku-min*) [*curcuma*, saffron],  $C_{14}H_{14}O_4$ . The coloring-matter of turmeric; it crystallizes in orange-yellow prisms, and melts at  $177^\circ C.$  It dissolves in the alkalies to brownish-red salts. See *Pigments, Conspectus of*.

**Curd** (*kerd*) [ME., *curd*, curds]. The coagulum of milk that separates on the addition of rennet or an acid.



**Curdling Ferment, Test for.** See *Tests, Table of*.

**Cure** (*kür*) [*cura*, care]. The successful treatment of a disease; also, a system of treatment. See *Faith-cure*, *Mind-cure*, *Grape-cure*, *Water-cure* (see *Hydro-pathy*), *Hunger-cure*, *Rest-cure*, etc. **C.-all**, a *Panacea*, *q. v.* **C., Herb-juice**, a method of treating certain intestinal and gastric troubles. It consists in drinking daily the fresh juice of various herbs and wild plants. **C., Potato**, Cameron's method of treating foreign bodies in the alimentary tract by the ingestion of mashed potatoes. The body becomes imbedded in the potato-mass that is formed. **C., Shaking-**. See *Shaking-cure*.

**Curet** (*ku-ret'*) [Fr.]. An instrument shaped like a spoon or scoop, for detaching substances from one another, as the placenta from the uterine wall, etc.

**Curetage** (*ku-ret'-āj*). See *Curage*.

**Curling's Operation.** See *Operations, Table of*. **C.**

**Ulcer.** See *Ulcer and Diseases, Table of*.

**Currant** (*ker'-ant*) [ME.]. 1. *Uva passa minor*; the small, dried, seedless grapes of Greece; formerly used in pharmacy. 2. The fruit of various species of *Ribes*, as *R. nigrum*, the black currant, preparations of which have long been employed in the home-treatment of sore-throats. Unof. **C.-jelly** **Clot**, a soft variety of clot seen in thrombi, the fibrin being stained by the presence of red cells.

**Current** (*ker'-ent*) [*currere*, to run]. In electricity, a term applied to the transference of electric force, which is arbitrarily likened to the flow of a liquid in a confined passage. **C., Action**, the physiologic current obtained during the activity of a muscle or nerve. **C., After**, a current produced in nervous or muscular tissue when a constant current which has been flowing through the same has been stopped. **C., Alternating**, a term applied to a current which, by means of an interrupter, is alternately direct and reverse. This current is employed (in New York) for the execution of capital sentences. **C., Ascending**, the current formed by placing the positive electrode upon the periphery of a nerve and the negative upon the surface over the nerve-center in the spinal cord. **C., Axial**, a current passing through a nerve in the direction opposite to that taken by the normal impulse. **C., Battery**, a galvanic current. **C., Blood**, the stream of blood as it flows from and back to the heart. **C., Centrifugal**, a descending current. **C., Centripetal**, an ascending current. **C., Constant**. See *C., Continuous*. **C., Continuous**, a constant, uninterrupted current in one direction. **C., Critical**, the current at which a certain result is reached. **C., Demarcation**, the muscle-current of Du Bois Reymond; the current obtained from an injured muscle. **C., Derived**, a current drawn off by a derivation-wire from the main current. **C., Descending**, one passing through a nerve centrifugally, the anode being placed proximally, the cathode distally. **C., Diffusion of**, the power of a galvanic current to extend its influence in all directions, the same power never being limited to the two electrodes. **C., Direct**, a current constant in direction, in contradistinction to an alternating current. **C., Electrotonic**, in electro-therapeutics, a current due to internal polarization in the nerve-fiber between the conducting core of the nerve and the enclosing sheath. **C., Faradic**, the current produced by an induction-coil, or by a magneto-electric machine. **C., Franklinic**, a term sometimes used in electro-therapeutics for a current produced by the action of a frictional electric machine. **C., Galvanic**, a current generated by the decomposition of acidulated water by means of metallic plates. **C., Induced**. See *C., Secondary*. **C., Interrupted**, a current that is alter-

nately opened and closed. **C., Inverse**, an ascending or centripetal current. **C., Labile**, moving one or both electrodes over the surface treated. **C., Muscular or Nerve, Alteration Theory of**, a theory proposed by L. Hermann, in which the currents of nerve or muscular fibers are regarded as a result of their alteration from any original condition; **Molecular Theory of**, a theory proposed by Du Bois Reymond, according to which every nerve or muscular fiber is regarded as composed of a series of electro-motive molecules arranged in series and surrounded by a neutral conducting fluid. **C., Reversed**, that produced by changing the poles. **C., Secondary**, a momentary current produced when a coil of insulated wire is introduced within the field of another coil, through which a continuous current is passing. When the coil is removed from the field there is a momentary current in the opposite direction. **C., Secretion**, a current following stimulation of the secretory nerves. **C.-selector**, a device for altering the strength of a current. **C., Stable**, a current applied with both electrodes in a fixed position. **C., Swelling**, one that begins weak and is gradually made stronger, and again gradually diminished. **C., To and Fro**, a Faradic current. **C., Voltaic**, the continuous current.

**Curry** (*ker'-e*) [Canarese, *kari*]. A sauce, originally Anglo-Indian, containing turmeric, coriander, capsicum, garlic, ginger, etc.; it is much employed as a relish or appetizer, especially in warm countries; also, a dish seasoned with the foregoing.

**Curschmann's Spirals.** Corkscrew-like threads of mucin contained in the small, thick pellets that are expectorated during or at the close of an asthmatic paroxysm. They are supposed to be casts of the bronchioles, and have also been seen in simple bronchitis and in pneumonia. **C. Theory.** See *Bronchiolitis exudativa*.

**Curtate** (*ker'-tāt*) [*curtatus*, shortened]. See *Expectation of Life*. **C. Expectation.** See *Expectation of Life*.

**Curtman's Test.** See *Tests, Table of*.

**Curvature** (*ker'-vat-ūr*) [*curvare*, to curve]. A bending or curving. **C., Angular.** See *Spondylitis*. **C., Potts'**, angular curvature of the spine, with a posterior projection. **C. of Spine.** See *Caries*, *Kyphosis*, *Scoliosis*.

**Curve** (*ker*) [*curvus*, bent]. A bending or flexure. **C. of Carus**, in obstetrics, a portion of the arc of a circle the circumference of which lies in the median line of the pelvis, the center being at the symphysis pubis; the curve is that part of the arc that lies between the planes of the inlet and the outlet.

**Curvicaudate** (*ker-ve-kaw'-dāt*) [*curvus*, curved; *cauda*, a tail]. In biology, having a curved tail.

**Curvidentate** (*ker-ve-ant'-tāt*) [*curvus*, curved; *dens*, tooth]. In biology, having curved teeth.

**Curvifoliate** (*ker-ve-fol'-le-āt*) [*curvus*, curved; *folium*, leaf]. In biology, having curved leaves.

**Curvinervate** (*ker-ve-ner'-vāt*) [*curvus*, curved; *nervus*, nerve]. In biology, applied to leaves the veins of which are curved and nearly parallel in their course.

**Curvirostral** (*ker-ve-ros'-tral*) [*curvus*, curved; *rostrum*, beak]. In biology, having a crooked bill or beak. **Curvoisier and Von Hacker's Method.** See *Operations, Table of*.

**Cusack's Operation.** See *Operations, Table of*.

**Cuscamin** (*kus-kam'-id-in*) [*cusco*; *amid*]. A substance found in *Cinchonas*.

**Cuscamin** (*kus'-kam-in*) [*cusco*; *amin*]. A crystalline substance found in *Cinchonas*.

**Cusco Bark** (*kus'-ko bark*). A kind of cinchona; the bark of a variety of *Cinchona pubescens*.

**Cusconidin** (*kus-kon'-id-in*) [*cusco*]. An alkaloid found in *Cinchonas*.

**Cusconin** (*kus'-ko-nin*) [*cusco*],  $C_{23}H_{26}N_2O_4$ . A crystalline alkaloid found in *Cinchona* bark.

**Cushing's Operation**. See *Operations, Table of*.

**Cushion** (*kush'-un*) [ME., *cuschone*, a cushion]. A soft body used as a pillow, for the purpose of reclining or sitting.

**Cusp** (*kusp*) [*cuspis*, a point]. The pointed crown of a tooth.

**Cusparia Bark** (*kus-pa'-re-ah bark*). See *Angustura*.

**Cuspid Teeth** (*kus'-pid*). The four teeth that have conical crowns. They are situated, one on each side, in each jaw, between the lateral incisor and first bicuspid.

**Cuspitate** (*kus'-pid-at*) [*cuspis*, a point]. In biology, tipped with a sharp, rigid point.

**Cuspidatus** (*kus'-pid-a'-tus*) [*cuspis*, a point: *pl.*, *Cuspidati*]. A cuspid tooth.

**Cuspidor** (*kus'-pid-or*) [Pg., *cuspidor*, a spittoon]. A spittoon; a vessel for receiving the ejecta from the mouth. **C.**, **Sanitary**, a small pasteboard or wooden cup with a cover supported in a rim of metal. These cuspidors should contain some water or disinfecting solution, and at the end of the day should be thrown into the fire. They are used to prevent the dissemination of the germs of tuberculosis.

**Cusso** (*kus'-so*). See *Brayera* and *Kooso*.

**Cut** (*kut*) [ME., *cuten*, to cut]. To incise, as with a knife. To castrate. An incision. In biology, a cleft. **C.**, **velvet**. See *Velvet*.

**Cutaneous** (*ku-ta'-ne-us*) [*cutis*, the skin]. Pertaining to the skin. **C.** **Calculus**. See *Milium*. **C.** **Emphysema**. See *Emphysema*. **C.** **Horns**. See *Cornu cutaneum*. **C.** **Respiration**, the transpiration of gases through the skin.

**Cutch** (*kuch*) [Anglo-Ind.]. 1. A name given to *Catechu*, the dried extract from *Acacia catechu*, cultivated in India and Burmah, and containing 45 to 55 per cent. of a special variety of tannic acid (catechutannic or minotannic). It is used in leather-manufactures. 2. The tool, or book of parchment leaves, between which gold is beaten into foil.

**Cuticle** (*ku'-tik-l*) [dim. of *cutis*, the skin]. The epidermis or scarf-skin. See *Skin*.

**Cuticula** (*ku'-tik'-u-lah*) [dim. of *cutis*, a skin]. The outer, finely lamellated layer of the wall of hydatid cysts. **C.** **dentis**, the cuticle of a tooth; Nasmyth's membrane; the delicate horny envelop that covers the enamel of young and unworn teeth.

**Cuticular** (*ku'-tik'-u-lar*) [*cuticula*, dim. of *cutis*, the skin]. Belonging or pertaining to the skin.

**Cuticularization** (*ku'-tik-u-lar-iz-a'-shun*) [*cuticula*, dim. of *cutis*, the skin]. The formation of a cuticula.

**Cutin** (*ku'-tin*) [*cutis*, skin]. In biology, cork-substance; a modification of cellulose (Frémy), also called *suberin*.

**Cutipunctor** (*ku-te-punk'-tor*) [*cutis*, skin; *punctor*, puncturer]. An instrument for puncturing the skin.

**Cutis** (*ku'-tis*) [L.]. The derma, or true skin. **C.** **anserina**. See *Goose Skin*. **C.** **pendula**. Synonym of *Dermatolysis*. **C.** **testacea**, a variety of seborrhea in which the trunk and extensor surfaces of the extremities are covered with large, thick plates of greasy, inspissated sebum, usually greenish or blackish, from accumulation of dirt upon them. There is no inflammation of the subjacent skin. **C.** **unctuosa**. Synonym of *Seborrhea*.

**Cutisation** (*ku-tis-a'-shun*) [*cutis*, skin]. The acquirement of the characters of true skin by exposed mucous membrane.

**Cutisector** (*ku-tis-ek'-tor*) [*cutis*, skin; *sector*, a cutter].

An instrument for taking small sections of skin from the living subject for microscopic study.

**Cut-off Muscle**. A popular designation for the compressor urethra muscle. See *Muscles, Table of*.

**Cutose** (*ku'-tös*) [*cutis*, skin]. In biology, the substance forming the thin outer covering of the aerial organs of plants (Frémy).

**Cuttle**, **Cuttlebone** (*ku'-l*, *ku'-l bön*). See *Sepia*.

**Cuvier**, **Angle of**. See *Angle*. **C.**, **Canals of**. See *Canal*. **C.**, **Ducts of**. See *Duct*.

**Cyanalcohol** (*si-an-al'-ko-hol*) [*κίανος*, dark-blue; *alcohol*]. Cyanhydrin; a substance obtained by the union of an aldehyde with hydrocyanic acid.

**Cyanaldehyd** (*si-an-al'-de-hid*) [*κίανος*, dark-blue; *aldehyd*]. A substitution-compound of acetic aldehyd.

**Cyanalkin** (*si-an-al'-kin*) [*κίανος*, blue; *alkali*]. One of the products of the action of sodium upon the pure nitrites. The cyanalkins are crystalline and strongly alkaline bases, and form salts with one equivalent of the acids.

**Cyanamid** (*si-an'-am-id*) [*κίανος*, blue; *amid*], CN.NH<sub>2</sub>. A white, crystalline body prepared by the action of ammonia on cyanogen chlorid.

**Cyananilid** (*si-an-an'-il-id*) [*κίανος*, blue; *anilin*]. C<sub>7</sub>N<sub>3</sub>H<sub>5</sub>. Phenylcyanamid, a body formed on conducting CNCl into a cooled ethereal solution of anilin. It is readily soluble in alcohol and ether, but dissolves with difficulty in water.

**Cyanbenzene** (*si-an-ben'-zen*). See *Benzonitrile*.

**Cyanein** (*si-an-e'-in*) [*κίανος*, dark-blue]. In biology, the blue pigment found by Krukenberg in *Rhizostoma*, *Vilrella*, *Aurelia*, and *Cyanea*. It is soluble in water, insoluble in benzene, carbon disulphid, and chloroform.

**Cyanephrosis** (*si-an-ef-id-ro'-sis*) [*κίανος*, blue; *ἐφίδρωσις*, sweat]. Blue sweat.

**Cyanetholin** (*si-an-eth'-o-lin*) [*κίανος*, blue; *ethyl*]. A liquid of ethereal odor, insoluble in water, and decomposing when distilled. The cyanetholins are the esters of the cyanic acids.

**Cyanhematin** (*si-an-hem'-at-in*) [*κίανος*, blue; *αἷμα*, blood]. A substance produced by adding a solution of cyanid of potassium to a solution of blood, and heating gently for some time.

**Cyanhydrin** (*si-an-hi'-drin*). See *Cyanalcohol*.

**Cyanhydrosis** (*si-an-hid-ro'-sis*). See *Cyanephrosis*.

**Cyanic** (*si-an'-ik*) [*κίανος*, blue]. Blue or bluish. **C.** **Acid**. See *Acid*, *Cyanic*.

**Cyanid** (*si'-an-id*) [*κίανος*, blue]. Any compound of cyanogen with a metal or a radical. Most of the cyanids are actively poisonous.

**Cyanidrosis** (*si-an-id-ro'-sis*). Same as *Cyanephrosis*.

**Cyanin** (*si'-an-in*) [*κίανος*, dark-blue]. 1. In biology, the blue pigment of certain flowers, as the cornflower, violet, iris, etc. 2. C<sub>29</sub>H<sub>35</sub>N<sub>2</sub>I. A blue dye formerly prepared by heating quinolin amyl iodid with potassium hydroxid. Same as *Quinolin-blue*. See *Pigments, Conspectus of*. **C.** **blue**. See *Pigments, Conspectus of*.

**Cyanochroia** (*si-an-o-kroi'-ah*) [*κίανος*, blue; *χρoιά*, color]. Cyanosis.

**Cyanoderma** (*si-an-o-der'-mah*) [*κίανος*, blue; *δέρμα*, skin]. Cyanosis.

**Cyanodermia** (*si-an-o-der'-me-ah*). See *Cyanoderma*.

**Cyanogen** (*si-an'-o-jen*) [*κίανος*, blue; *γεννᾶν*, to produce]. A radical molecule having the structure CN, an acid-compound of carbon and nitrogen, existing as a colorless, combustible gas, exceedingly poisonous. With hydrogen it forms hydrocyanic or prussic acid; with metals, the cyanids; with oxygen,



the compound known as fulminic acid. Cyanogen and hydrocyanic acid are usually distinguished by the odor of bitter almonds.

**Cyanohemoglobin** (*si-an'-o-hem-o-glo'-bin*) [κύανος, blue; γεννᾶν, to produce; αἷμα, blood; globus, a ball]. A peculiar compound of hydrocyanic acid and hemoglobin, made by the addition of hydrocyanic acid to warm blood outside of the body. This substance is entirely wanting in the ozonizing power of normal oxyhemoglobin.

**Cyanomycosis** (*si-an'-o-mi-ko'-sis*) [κύανος, blue; μύκης, fungus]. The production of blue pus, or of pus charged with *Micrococcus pyocyaneus*. See *Bacteria*.

**Cyanopathy** (*si-an-op'-a-the*). See *Cyanosis*.

**Cyanophilous** (*si-an-off'-il-us*) [κύανος, blue; φίλεω, to love]. Stainable with blue coloring-matter.

**Cyanophyl** (*si-an'-o-fil*) [κύανος, dark-blue; φύλλον, leaf]. Frémy's name for a supposed blue constituent of chlorophyl.

**Cyanopia** (*si-an-o'-pe-ah*) [κύανος, blue; ὤψ, eye]. A perverted state of the visual powers, during which all objects appear blue.

**Cyanosin** (*si-an'-o-sin*) [κύανος, blue]. One of the Fluorescein colors. See *Pigments*, *Conspicuous of*.

**Cyanosis** (*si-an-o'-sis*) [κύανος, blue]. A bluish discoloration of the skin from non-oxidation of the blood, caused by local or general circulatory diseases. It may be due to the admixture of arterial and venous blood, as when there is a deficiency of the septum between the auricles and ventricles. It is seen in various diseases of the heart and lungs. **C.**, Congenital. See *Blue Disease*.

**Cyanospermia** (*si-an'-o-sper'-me-ah*) [κύανος, blue; σπέρμα, sperm]. A condition wherein the semen has a bluish tint.

**Cyanotic** (*si-an-ot'-ik*) [κύανος, blue]. Relating to or affected with cyanosis.

**Cyanuric Acid** (*si-an-u'-rik*). See *Acid*, *Tricyanic*.

**Cyanurin** (*si-an-u'-rin*) [κύανος, blue; οὖρον, urine]. Uroglaucon or urine-indigo; indigo found in the urine in cystitis and in chronic kidney-diseases; it is also occasionally found in apparent health.

**Cyar** (*si'-ar*) [κύαρ, the eye of a needle]. The internal auditory meatus.

**Cyasma** (*si-as'-mah*) [κνέειν, to be pregnant; pl., *Cyasmata*]. The peculiar freckle sometimes seen upon pregnant women.

**Cyathiform** (*si'-ath-if-form*) [cyathus, a cup; forma, shape]. In biology, cup-shaped.

**Cyclarthrosis** (*sik-lar-thro'-sis*) [κύκλος, circle; ἄρθρωσις, a joint]. A pivot-joint; lateral ginglymus, or rotary diarthrosis; an articulation that admits of decided rotation in one of its elements.

**Cyclic** (*si'-klik*) [κυκλικός, circular]. Having cycles or periods of exacerbation or change, as *cyclic insanity*. In biology, applied to flowers whose organs are arranged in whorls. **C.** *Albuminuria*. See *Albuminuria*. **C.** *Insanity*. See *Insanity*.

**Cyclotomy** (*si-klik-ot'-o-me*) [κυκλικός, circular; τέμνειν, to cut]. Surgical incision or division of the ciliary body.

**Cyclitic Shell** (*si-kli'ti'-ik*) [κυκλικός, circular]. A coherent, solid, fibrous mass of exudate, completely enveloping the crystalline lens.

**Cyclitis** (*sik-li'-tis*) [κύκλος, a circle; ιτις, inflammation]. Inflammation of the ciliary body, characterized by a zone of congestion in the sclerotic coat surrounding the cornea. It is a serious condition, often implicating adjacent structures. It may be serous, plastic, or suppurative. *Irido-cyclitis*, the involvement of both iris and ciliary body in the inflammatory process.

**Cyclocephalus** (*si-klo-sef'-al-us*) [κύκλος, a circle;

κεφαλή, head]. 1. A species of single autostic monsters characterized by a more or less complete absence of the olfactory organs, together with an intimate union of imperfectly developed or rudimentary visual organs, situated in the median line. 2. A variety of this species in which there is a fusion of the orbital cavities and of the eyes, without a vestige of a nose or of a proboscis.

**Cycloid** (*si'-kloid*) [κύκλος, a circle; εἶδος, form]. In biology, having a circular form.

**Cyclophoria** (*sik-lo-fo'-re-ah*) [κύκλος, a circle; φέρειν, to bear]. 1. A term applied to the circulation of the fluids of the body. 2. An insufficiency of the oblique muscles of the eye, giving the eyes a tendency to roll outward or inward, so that the naturally vertical meridians would diverge either at the upper or lower extremities.

**Cyclopia** (*si-klo'-pe-ah*). See *Synophthalmia*.

**Cycloplegia** (*si-klo-ple'-je-ah*) [κύκλος, circle; πληγή, a stroke]. Paralysis of the ciliary muscle of the eye.

**Cyclops** (*si'-klops*) [κύκλος, circle; ὤψ, eye]. A congenital malformation consisting in a fusion of the two eyes into one. See *Rhinoccephalus*.

**Cyclosis** (*si-klo'-sis*) [κύκλος, a circle]. In biology, circulation, as of the protoplasm within a cell.

**Cyclothymia** (*si-klo-thim'-e-ah*) [κύκλος, circle; θυμός, mind]. Cyclic insanity. See *Insanity*.

**Cyclotome** (*sik'-lo-tōm*) [κύκλος, circle; τομή, cutting]. A kind of knife for performing cyclotomy.

**Cyclotomy** (*sik-lo't'-o-me*) [κύκλος, round; τομή, section]. An operation proposed for the relief of glaucoma, consisting of an incision through the ciliary body.

**Cydonium** (*si-do'-ne-um*) [κυδώνιον, a quince]. Quince-seed. The seeds of *C. vulgaris*, employed mainly for the mucilage contained in the epithelial covering, which consists of a compound of gum and glucose. **C.** *mucilago*, quince-seeds 2, macerated in water 100 parts, is a bland demulcent, known as *Bandolin*, and used as a hair-dressing.

**Cyematocardia** (*si-em-at-o-ka'-de-ah*) [κύημα, a fetus; καρδιά, a heart]. Fetal rhythm of the heart-sounds.

**Cyesiognosis** (*si-e-se-og-no'-sis*) [κύησις, pregnancy; γνώσις, knowledge]. The diagnosis of pregnancy.

**Cyesiology** (*si-e-se-ol'-o-je*) [κύησις, pregnancy; λόγος, treatise]. The science of gestation in its medical aspects.

**Cyesis** (*si-e'-sis*) [κύησις, pregnancy]. Pregnancy.

**Cyetic** (*si-et'-ik*) [κυητικός, pregnant]. Relating to pregnancy.

**Cylicotomy** (*si-klik-ot'-o-me*) [κύλιξ, cup; τέμνειν, to cut]. Surgical incision of the ciliary muscle.

**Cylinder** (*sil'-in-der*) [κύλινδρος, a cylinder]. A long, circular body. See, also, *Lenses*. **C.**-cone of *Kuhnt*, one of the conical sections marked off by the "incisures" and going to build up the annular segments of a medullated nerve-fiber. **C.**-filling, a filling, the material of which is composed of gold-foil or tin-foil cylinders, sometimes called block-filling. **C.** of *Gold-foil*, a form of gold-foil for filling teeth, made by rolling a tape of non-cohesive gold upon a fine broach, commencing at one end of the tape and continuing the movement until the desired size of the cylinder is reached.

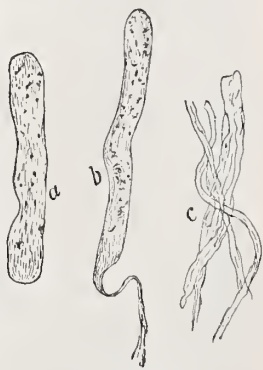
**Cylindrenchyma** (*sil-in-dren'-g'-kim-ah*) [κύλινδρος, a cylinder; ἔγχυμα, an infusion]. In biology, tissue composed of cylindric cells.

**Cylindric** (*sil-in'-drik*), or **Cylindrical** (*sil-in'-drik-al*) [κύλινδρος, a cylinder]. Pertaining to or like a cylinder. **C.** *Lenses*. See *Lenses*.

**Cylindrocephalic** (*sil-in'-dro-sef-al'-ik*) [κύλινδρος, cylinder; κεφαλή, head]. Affected with cylindrocephaly.

**Cylindrocephaly** (*sil-in'-dro-sef'-a-le*) [κύλινδρος, cylinder; κεφαλή, head]. A cylindric formation of the skull.

**Cylindroid** (*sil'-in-droid*) [κύλινδρος, cylinder; είδος, likeness]. A name given to a mucous cast frequently found in the urine in scarlet fever, and other diseases. It closely resembles a hyaline tube-cast. Cylindroids are ribbon-like forms, usually of great length, and of about the same diameter as renal casts. They may assume various shapes, due to bends and twists, giving them a cork-screw appearance. The extremities are narrow and elongated and often bifurcated.



CYLINDROIDS.

a and b. Cast-like forms.  
c. Filamentous forms.

**Cylindroma** (*sil-in-dro'-mah*) [κύλινδρος, a cylinder; *pl.*, *Cylindromata*].

A tumor peculiar to the orbit of the eye, to the face, and to the stomach, composed of cylindric or club-like hyaline processes. It is a variety of myxo-sarcoma.

**Cylindrosis** (*sil-in-dro'-sis*) [κύλινδρον, to roll]. A variety of bony articulation, the bone being rolled upon itself to form a canal and then a suture, as in the cranium.

**Cyllosis** (*sil-o'-sis*) [κύλλωσις, crippled]. Club-foot; lameness from deformity.

**Cyllosoma** (*sil-o-so'-mah*) [κύλλος, lame; σῶμα, a body; *pl.*, *Cyllosomata*]. A variety of single autositic monsters of the species celosoma, in which there is a lateral eventration occupying principally the lower portion of the abdomen, with absence or imperfect development of the lower extremity on that side occupied by the eventration.

**Cyllum** (*sil'-um*) [κύλλος, crooked]. Knock-knee.

**Cyma** (*sim'-bah*) [κύμβα, a boat]. In biology, a boat-shaped sponge-spicule.

**Cymbiform** (*sim'-bif-orm*) [*cymba*, boat; *forma*, shape]. In biology, boat-shaped. **C. Bone**, the scaphoid bone.

**Cymbocephalia** (*sim-bo-sef'-a'-le-ah*). See *Cymbocephaly*.

**Cymbocephalic**, or **Cymbocephalous** (*sim-bo-sef'-al'-ik*, or *sim-bo-sef'-al-us*) [κύμβα, boat; κεφαλή, head]. Exhibiting cymbocephaly.

**Cymbocephaly** (*sim-bo-sef'-a-le*) [κύμβα, boat; κεφαλή, head]. The condition of having a boat-shaped head.

**Cyme** (*sim*) [*cyme*, a young sprout]. In biology, a loose flower-cluster on the determinate or centrifugal plan.

**Cymene** (*si'-men*) [*cuminum*, cumin],  $C_{10}H_{14}$ . A hydrocarbon that occurs, together with cumic aldehyd, in Roman caraway oil (from *Cuminum cuminum*), and in other ethereal oils. It is prepared by treating oil of turpentine with oil of vitriol. It is a pleasantly-smelling liquid, that boils at  $175^{\circ}$ – $176^{\circ}$  C.; its specific gravity at  $0^{\circ}$  C. is 0.8722.

**Cymogene** (*si'-mo-jen*) [κύμων, cumin; γένος, producing]. A product obtained from petroleum, gaseous at ordinary temperatures, but liquefiable by cold or pressure; boiling at  $0^{\circ}$  C. ( $32^{\circ}$  F.); specific gravity 1.10° B. It is used in the manufacture of artificial ice, and is serviceable in the production of great cold for local or minor surgical purposes.

**Cymose** (*si'-mōs*) [κύμα, a young sprout]. In biology, pertaining to a cyme; bearing cymes.

**Cynanche** (*sin-ang'-ke*) [κύων, a dog; ἀγγειν, to strangle]. An old name for any acute affection of the throat, as diphtheria, croup, tonsillitis, etc., in which the patient struggles for breath (as a panting dog). See also *Angina*. **C. maligna**, a fatal form of sore-throat. **C. suffocativa**. Synonym of *Croup*. **C. tonsillaris**. See *Quinsy*.

**Cynanthropia** (*sin-an-thro'-pe-ah*) [κύων, dog; ἄνθρωπος, a man]. A mania in which the patient believes himself a dog, and imitates the actions of one.

**Cyniatria** (*si-ne-a-tri'-ah*) [κύων, dog; ἰατρεία, medication]. The science or treatise of the diseases of the dog and their treatment.

**Cynic** (*sin'-ik*) [κυνικός, dog-like]. Pertaining to a dog. **C. Spasm**, a contraction of the facial muscles upon one side, so as to expose the teeth in the manner of an angry dog.

**Cynobex hebetica** (*si'-no-beks he-bet'-ik-ah*) [κύων, dog; βήξ, cough; ἡβητικός, youthful]. The convulsive cough of puberty; a loud, dry, barking cough that often attacks boys and girls at puberty. General hygienic treatment is usually curative.

**Cyncephalous** (*sin-o-sef'-al-us*) [κύων, dog; κεφαλή, the head]. With the head dog-shaped.

**Cynodontes** (*si-no-don'-tēz*) [κύων, dog; ὀδόντος, tooth]. The canine teeth, so called from their resemblance to the teeth of a dog. See *Cuspid Teeth*.

**Cynoglossum** (*si-no-glos'-um*). See *Hound's Tongue*.

**Cynolyssa** (*si-no-lis'-ah*) [κύων, dog; λύσσα, rabies]. Hydrophobia; rabies.

**Cynophobia** (*si-no-fo'-be-ah*) [κύων, a dog; φόβος, fear]. 1. Morbid fear of dogs. 2. Imaginary hydrophobia.

**Cynorexia** (*si-no-reks'-e-ah*) [κύων, dog; ὀρεξίς, appetite]. Canine voracity; bulimia.

**Cynospasmus** (*si-no-spas'-mus*) [κύων, dog; σπασμός, spasm]. Same as *Cynic Spasm*.

**Cynurenic Acid** (*sin-u-ren'-ik*) [κύων, a dog; οὔρον, urine],  $C_{20}H_{14}N_2O_6 + 2H_2O$ . A crystalline acid found in dog's urine. It is a decomposition-product of proteids. On heating it cynurin is evolved.

**Cynurin** (*sin'-u-rin*) [κύων, a dog; οὔρον, urine],  $C_{18}H_{14}N_2O_5$ . A base obtained by heating cynurenic acid to  $250^{\circ}$ .

**Cyophoria** (*si-o-fo'-re-ah*) [κύος, fetus; φέρειν, to carry]. Pregnancy; gestation.

**Cyopin** (*si'-o-pin*) [κύανος, blue; πύον, pus]. The coloring-matter found in blue pus.

**Cyphosis** (*si-fo'-sis*). See *Kyphosis*.

**Cypripedin** (*si-rip'-e'-din*) [κύπρις, Venus; πόδιον, a slipper]. A precipitate from the tincture of *Cypripedium pubescens*; antispasmodic, nervine, narcotic. Dose  $\frac{1}{2}$  to 3 grains. Unof.

**Cypripedium** (*si-rip'-e'-de-um*) [κύπρις, Venus; πόδιον, a slipper]. Lady's Slipper. The roots of *C. pubescens* and *C. parviflorum*, American valerian, with properties due to a volatile oil and acid. It is an antispasmodic and stimulant tonic, used instead of valerian, which it resembles. **C.**, **Fld. Ext.** Dose  $\pi x$ –xxx.

**Cypriphobia** (*si-rip'-e'-be-ah*) [κύπρις, Venus; φόβος, fear]. Fear of sexual intercourse.

**Cyprus Vitriol** (*si'-prus vit'-re-al*). Same as *Blue Vitriol*. **C. Fever**. Same as *Malta Fever*.

**Cypsela** (*si-psi'-ah*) [κυψέλα, a hollow, cup-like structure]. In biology, a term sometimes applied to an achenium which is invested with an adnate calyx such as that of the Composite.

**Cyron** (*si'-on*). See *Chyron*.

**Cyrtocephalus** (*si'-to-sef'-al-us*) [κυρτός, convex; κεφαλή, head]. Having a short head.



**Cyrtocoryphus** (*sir-to-kor'-if-us*) [κυρτός, convex; κορυφή, the crown of the head]. Lissauer's term for a skull with a parietal angle between 122° and 132°.

**Cyrtograph** (*sir'-to-graf*) [κυρτός, curved; γράφειν, to record]. A recording cyrtometer.

**Cyrtoma** (*sir-to'-mah*) [κύρτωμα, a curving: *pl.*, *Cyrtomata*]. A convexity, especially one that is abnormal.

**Cyrtometer** (*sir-tom'-et-er*) [κυρτός, curved; μέτρον, a measure]. An instrument adapted for measuring curves, and especially those of the chest.

**Cyrtometopus** (*sir-to-met-op'-us*) [κυρτός, convex; μέτωπον, the forehead]. Lissauer's term for a skull in which the angle formed by lines connecting the nasion with the bregma and the metopion is between 120° and 130.5°.

**Cyrtosus** (*sir-to'-o-sus*) [κυρτός, curved; νόσος, a disease]. Synonym for *Rhachitis*.

**Cyrtopisthocranium** (*sir-to-pis-tho-kra'-ne-us*) [κυρτός, curved; ὀπισθοκράνιον, the occiput]. Lissauer's term for a skull in which the angle of the summit of the occiput is between 117° and 140°.

**Cyrtosis** (*sir-to'-sis*) [κύρτωσις, curvature: *pl.*, *Cyrtoses*]. Any deformity, especially one that affects the bones.

**Cyrturanus** (*sir-tür-a'-nus*) [κυρτός, curved; οὐρανός, the roof of the mouth]. Lissauer's term for a skull in which the angle at the roof of the mouth is between 132° and 147.5°.

**Cyst** (*sist*) [κύστις, a pouch]. A cavity containing fluid and surrounded by a capsule. **C.**, **Blood**. See *Hematoma*. **C.**, **Cutaneous**. See *C.*, *Dermoid*. **C.**, **Dentigerous**, one containing teeth; one form is found in the ovaries. **C.**, **Dermoid**, a congenital cyst containing bone, hair, teeth, etc.; the cyst-wall is like the skin. **C.**, **Echinococcus**, a cyst formed in various tissues and organs of man by the larva of the *Tenia echinococcus* of the dog, taken into the stomach. **C.**, **Exudation**, one resulting from increase of exudation, or from exudation into a closed cavity. **C.**, **Hydatid**. See *C.*, *Echinococcus*. **C.**, **Meibomian**. See *Chalazion*. **C.**, **Mucous**, a retention cyst containing mucus. **C.**, **Multilocular**, one composed of many separate compartments. **C.**, **Müllerian**, a cyst containing mucus, blood, or pus, developed in the remnants or rudiments of the inferior or vaginal portion of the duct of Müller. **C.**, **Piliferous**, a hair-containing or dermoid cyst. **C.**, **Primary**, one newly formed, not from distention. **C.**, **Retention**, one that is due to the non-expulsion from its duct of the secretion of a gland, in consequence of closure of the duct, as in *mucous* or *sebaceous* cysts. **C.**, **Sebaceous**, one containing fatty material. **C.**, **Secondary**, a cyst within a cyst. **C.**, **Sublingual**. See *Ranula*. **C.**, **Synovial**, one resulting from the distention of bursæ or synovial sheaths. **C.**, **Tarsal**. See *Chalazion*. **C.**, **Unilocular**, one having but a single cavity. **C.**, **Wolffian**, a cyst developed in the inferior vestiges of the canal of Wolff. It is situated in the anterior or antero-lateral vaginal wall, and is frequently prolonged toward the cervix or even into the base of the broad ligament.

**Cystadenoma** (*sist-ad-en-o'-mah*) [κύστις, cyst; ἀδήν, gland; ὄμα, a tumor: *pl.*, *Cystadenomata*]. An adenoma containing cysts.

**Cystalgia** (*sist-al'-je-ah*) [κύστις, bladder; ἄλγος, pain]. Pain in the bladder.

**Cystatrophia** (*sist-at-ro'-fe-ah*) [κύστις, bladder; ἀτροφία, want of nourishment]. Atrophy of the urinary bladder.

**Cystauchenitis** (*sist-aw-ken-i'-tis*) [κύστις, bladder; ἀρχήν, neck; τρις, inflammation]. Inflammation of the neck of the bladder; trachelocystitis.

**Cystauxe** (*sist-awks'-e*) [κύστις, bladder; αἰξή, increase]. Thickening of the bladder.

**Cystectasia** (*sist-ek-ta'-se-ah*), or **Cystectomy** (*sist-ek'-taz-e*) [κύστις, bladder; ἑκτασις, a stretching out]. Surgical dilatation of the urethra or of its prostatic portion in certain operations for stone.

**Cystein** (*sist'-e-in*) [κύστις, bladder; C<sub>3</sub>H<sub>7</sub>NO<sub>2</sub>S]. A compound obtained by reducing cystin; it is a crystalline powder, soluble in water, yielding an indigo-blue color with ferric chlorid; in the air it rapidly oxidizes to cystin.

**Cystelcosis** (*sist-el-ko'-sis*) [κύστις, bladder; ἑλκωσις, ulceration]. Ulceration of the bladder.

**Cystencephalus** (*sist-en-sef'-al-us*) [κύστις, a bladder; ἐγκεφάλος, the brain]. A form of monstrosity in which the brain is replaced by a cyst-like structure.

**Cystenchyma** (*sist-eng'-kim-ah*) [κύστις, a bladder; ἐχ्यूμα, an infusion]. In biology, a connective tissue of large, oval, thin-walled cells, as seen in certain sponges.

**Cystitis** (*sist-thi'-tis*) [κύσθος, vulva; τρις, inflammation]. Inflammation of the vulva.

**Cystic** (*sist'-ik*) [κύστις, bladder]. Pertaining to or resembling a cyst; pertaining to the urinary bladder or the gall-bladder. **C.** **Angioma**. Synonym of *Lymphangioma circumscriptum*.

**Cysticercus** (*sist-te-ser'-kus*) [κύστις, a bladder; κέρκος, a tail]. The scolex of the tape-worm. An hydatid.

**C. bovis**, a form of hydatid existing in the muscles of the ox (mostly in the calf). Its progenitor is the *Tenia mediocanellata* of man. It produces the disease called *Beef Measles*. **C. cellulosa**, the hydatid found inhabiting the intermuscular connective tissue of the pig, producing the condition known as "measles." Its progenitor is the *Tenia solium* of man. See *Alternation of Generation*. **C. cellulosa cutis**. An hydatid, or immature form of *Tenia solium*, which is sometimes parasitic upon the subcutaneous tissues of the skin. **C. ovis**, an hydatid of uncertain origin found in sheep in the condition called *Mutton Measles*. **C. pisiformis**, an hydatid found mainly in the abdominal cavity of the rabbit and of the hare, and, in its immature state, in the liver of these animals. Its progenitor is the *Tenia serrata* of the dog. **C. tenuicollis**, a slender or long-necked hydatid found in the abdominal and pelvic cavity of the sheep, the pig, the ox, and the fowl. Its progenitor is the *Tenia marginalis* of the dog. See *Parasites (Animal)*, *Table of*.

**Cystid** (*sist'-id*) [κύστις, a bladder]. In biology, the saccular, ciliated, planula-like embryo of a polyzoan; also the cell in which the body of an adult polyzoan is contained.

**Cystidomyeloma** (*sist-id-o-mi-el-o'-mah*) [κύστις, bladder; μυελός, marrow]. A medullary carcinoma of the bladder.

**Cystifellotomy** (*sist-if-el-ot'-o-me*) [κύστις, cyst; fell, bile; τομή, a cutting]. See *Cholecystotomy*.

**Cystiform** (*sist'-if-orm*) [*cystis*, a bladder; *forma*, shape]. Encysted, cystomorphous.

**Cystin** (*sist'-in*) [κύστις, bladder; C<sub>3</sub>H<sub>7</sub>NSO<sub>2</sub>]. A substance found in the urine in small amount. It occurs in regular, colorless, six-sided tables of very characteristic appearance. It is insoluble in water, alcohol, and ether, but readily soluble in ammonia. Test: boil with a solution of lead oxid in sodium hydrate. If cystin is present, black lead sulphid is precipitated.

**Cystinuria** (*sist-in-ul'-re-ah*) [κύστις, bladder; οὖρον, urine]. The presence of cystin in the urine. The cystin may be present in the form of calculi or as a deposit. The urine has a yellowish-green color and a peculiar smell, like that of fresh sweet-briar, but rapidly acquires a putrescent odor on standing, whilst an oily film forms on the surface.

- Cystipathy** (*sist-ip'-a-the*) [κύστις, bladder; πάθος, disease]. Any disease of the bladder.
- Cystirrhoea** (*sist-ir'-e-ah*) [κύστις, bladder; ροία, a flow]. Vesical catarrh.
- Cystis** (*sist'-is*). See *Cyst*.
- Cystitic** (*sist-it'-ik*) [κύστις, a bladder]. Relating to cystitis.
- Cystitis** (*sist-i'-tis*) [κύστις, bladder; ιτις, inflammation]. Inflammation of the bladder. **C.**, Exfoliative, that form of cystitis in which the inflammatory process has produced a sloughing of the mucous membrane, or a separation of the whole or a portion of the membrane, which lies loose in the bladder.
- Cystitome** (*sist'-it-ōm*). See *Cystotome*.
- Cystoblast** (*sist'-o-blast*). See *Cytoblast*.
- Cystobubonocoele** (*sist-o-bu-bon'-o-sēl*) [κύστις, bladder; βουβών, groin; κήλη, hernia]. Hernia of the bladder through the inguinal ring.
- Cystocarcinoma** (*sist-o-kar-sin-o'-mah*) [κύστις, bladder; καρκίνωμα, a cancer]. Carcinoma with cystic degeneration.
- Cystocarp** (*sist'-o-karḗ*) [κύστις, a bladder; καρπός, fruit]. In biology, a name sometimes applied to the sporocarp of certain algae.
- Cystocele** (*sist'-o-sēl*) [κύστις, pouch; κήλη, a tumor]. A hernia of the bladder into the vagina, pushing the vaginal wall through the vulvar orifice. In the great majority of cases it is a sequela of childbirth, following laceration of the pelvic floor. It may, however, result from heavy lifting, etc. There is a feeling of weight, with frequent and difficult micturition, and a protrusion between the labia. It is generally associated with a rectocele, and if left uncorrected favors the descent of the uterus.
- Cystochondroma** (*sist-o-kon-dro'-mah*) [κύστις, bladder; χόνδρος, cartilage; ὄμα, a tumor: *pl.*, *Cystochondromata*]. A neoplasm presenting the characters of both chondroma and cystoma.
- Cystocolpitis** (*sist-o-kol-pi'-tis*) [κύστις, bladder; κόλπος, vagina]. Inflammation of both bladder and vagina.
- Cystoscope** (*sist'-o-kōḗ*) [κύστις, bladder; κόπος, a blow]. A urethral sound, having at the proximal extremity a plate to amplify the sound produced by striking against a vesical calculus.
- Cystocyte** (*sist'-o-sit*) [κύστις, a bladder; κύτος, a cell]. In biology, one of the bladder-like cells of the cystenchyma, as in sponges.
- Cystodynia** (*sist-o-din'-e-ah*) [κύστις, bladder; ὀδύνη, pain]. Same as *Cystalgia*.
- Cystofibroma** (*sist-o-fi-bro'-mah*) [κύστις, a bladder; fibra, a fiber; ὄμα, a tumor: *pl.*, *Cystofibromata*]. A neoplasm presenting the character of both a fibroma and a cystoma.
- Cystohemorrhagia** (*sist-o-hem-or-a'-je-ah*) [κύστις, the bladder; αἷμα, blood; ῥηγνύναι, to burst]. Vesical hemorrhage.
- Cystolith** (*sist'-o-lith*) [κύστις, bladder; λίθος, a stone]. Vesical calculus. In biology, a stalked body mainly composed of calcium carbonate, found in the cells of certain leaves, as in those of the nettle.
- Cystolithiasis** (*sist-o-lith-i'-as-is*) [κύστις, a bladder; λίθος, a stone]. Stone in the bladder; also that condition of the system that is associated with the presence of vesical calculus.
- Cystolithic** (*sist-o-lith'-ik*) [κύστις, bladder; λίθος, a stone]. Pertaining to a vesical calculus.
- Cystolutein** (*sist-o-lu'-te-in*) [κύστις, a cyst; luteus, yellow]. A yellow coloring-matter found in cysts.
- Cystoma** (*sist-o'-mah*) [κύστις, a cyst; ὄμα, a tumor: *pl.*, *Cystomata*]. A neoplasm, especially an ovarian tumor, containing or made up of cysts.
- Cystomerocele** (*sist-o-mer'-o-sēl*) [κύστις, bladder; μηρός, thigh; κήλη, hernia]. A hernia of the bladder through the femoral ring.
- Cystomorphous** (*sist-o-mor'-fus*) [κύστις, cyst; μορφή, form]. Having the form of a cyst.
- Cystomyxoma** (*sist-o-miks-o'-mah*) [κύστις, a cyst; μύξα, mucus; ὄμα, a tumor: *pl.*, *Cystomyxomata*]. A neoplasm presenting the characters of both myxoma and cystoma.
- Cystoncus** (*sist-ong'-kus*) [κύστις, bladder; ὄγκος, a swelling]. Any swelling of the bladder.
- Cystonephrosis** (*sist-o-ne-fro'-sis*) [κύστις, sac; νεφρός, kidney]. A cystic or cystomorphous dilatation of the kidney.
- Cystoparalysis** (*sist-o-par-al'-is-is*) [κύστις, bladder; παράλυσις, palsy]. Paralysis of the bladder.
- Cystopexy** (*sist'-o-peks-e*) [κύστις, bladder; πήξις, fixation]. Fixation of the bladder. An operation for the cure of cystocele, based upon the principle of the Alexander-Adams operation.
- Cystophotography** (*sist-o-fo-toḡ'-ra-fe*) [κύστις, the bladder; φῶς, light; γράφειν, to write]. Photographing the interior of the bladder for diagnostic purposes.
- Cystoplastic** (*sist-o-plas'-tik*) [κύστις, the bladder; πλάσσειν, to form]. Relating to cystoplasty.
- Cystoplasty** (*sist'-o-plas-te*) [κύστις, bladder; πλάσσειν, to form]. Plastic operation upon the bladder, especially for vesico-vaginal fistula.
- Cystoplegia** (*sist-o-ple'-je-ah*) [κύστις, bladder; πληγή, a blow]. Paralysis of the bladder.
- Cystoptosis** (*sist-op-to'-sis*) [κύστις, bladder; πτώσις, a fall]. The projection of some portion of the bladder into the urethra.
- Cystopylometer** (*sist-o-pi-lom'-et-er*) [κύστις, bladder; πύλη, gate; μέτρον, measure]. An instrument for measuring any obstruction (as an enlarged prostate) at the entrance to the bladder; it is called also *pylometer*.
- Cystorrhagia** (*sist-or-a'-je-ah*). See *Cystohemorrhagia*.
- Cystorrhea** (*sist-or-e'-ah*). Same as *Cystirrhoea*.
- Cystorrhaxis** (*sist-or-eks'-is*) [κύστις, bladder; ῥήξις, rupture]. Rupture of the bladder.
- Cystoscope** (*sist'-o-skōḗ*) [κύστις, bladder; σκοπεῖν, to examine]. An instrument for examining the interior of the bladder.
- Cystoscopy** (*sist-os'-ko-pe*) [κύστις, bladder; σκοπεῖν, to examine]. Examination of the interior of the bladder by means of the cystoscope.
- Cystospasmus** (*sist-o-spaz'-mus*) [κύστις, bladder; σπασμός, spasm]. Spasm of the bladder.
- Cystospastic** (*sist-o-spas'-tik*) [κύστις, bladder; σπαστικός, pulling]. Relating to spasm of the bladder.
- Cystostomy** (*sist-os'-to-me*) [κύστις, bladder; στόμα, a mouth or opening]. The formation of a fistulous opening in the bladder-wall.
- Cystotome** (*sist'-o-tōm*) [κύστις, bladder; τέμνειν, to cut]. A knife used in cystotomy; also a knife used in rupturing the capsule of the lens in cataract-operations.
- Cystotomia** (*sist-o-to'-me-ah*) [L.]. Same as *Cystotomy*.
- C. hypogastrica**. Suprapubic cystotomy.
- Cystotomy** (*sist'-o-to-me*) [κύστις, bladder; τομή, a cutting]. Incision of the bladder.
- Cyte** (*sit*) [κύτος, a hollow]. Any cell; especially a nuclear cell (used mostly in composition).
- Cythemolysis** (*si-them-ol'-is-is*) [κύτος, cell; αἷμα, blood; λύσις, dissolution]. Dissolution of the corpuscles of the blood.
- Cytin** (*si'-tin*) [κύτος, a cell]. An insoluble cellular substance that remains in various residues of animal tissue from which cytoglobin has been removed. By decomposition it is changed into an albuminoid.



**Cytisin** (*si't'-is-in*) [κύτισος, a kind of clover],  $C_{20}H_{27}N_3O$ . A poisonous alkaloid obtained from *Cytisus laburnum* and other species. It occurs in yellowish-white, deliquescent crystals. It is chiefly used in the form of the *nitrate*, a beautiful crystalline salt, pale-yellow in color and acid in reaction. It is used subcutaneously in paralytic migraine, and as a diuretic in dropsy and cardiac disease. Dose, grain  $\frac{1}{20}$  to  $\frac{1}{15}$ , hypodermatically.

**Cytoblast** (*si'-to-blast*) [κύτος, a cell; βλαστός, a germ]. In biology, applied to the nucleus of a cell; also one of the ameboid cytodes going to make up the cytoblastema of sponges.

**Cytoblastema** (*si-to-blas-te'-mah*) [κύτος, a cell; βλάστημα, a sprout]. In biology, applied to formative material or protoplasm, as giving rise to cells or cytodes; also to the matrix in which the individuals of a protozoan colony are imbedded; the gelatinous matrix of a sponge.

**Cytochylema** (*si-to-ki-le'-mah*) [κύτος, a cell; χυλός, juice]. Strasburger's term for the inter-reticular portion of protoplasm; cell-juice.

**Cytochyma**, or **Cytochyme** (*si-to-kim'-ah*, or *si'-to-kim*) [κύτος, a cell; χυμός, juice]. The water-sap in the vacuoles of the cytochylema of protoplasm.

**Cytococcus** (*si-to-kok'-us*) [κύτος, cell; κόκκος, kernel: *pl.*, *Cytococci*]. The nucleus of a cytula.

**Cytode** (*si'-tōd*) [κύτος, a cell; είδος, form]. In biology, a term applied by Haeckel to a non-nucleated cell. The simplest, most primitive form of cell, without nucleus or nucleolus; Haeckel therefore calls the *Monera* cytodes.

**Cytoderm** (*si'-to-derm*) [κύτος, a cell; δέρμα, skin]. In biology, a cell-wall.

**Cytodieresis** (*si-to-di-er'-es-is*) [κύτος, cell; διαίρεσις, division]. The process of cell-division.

**Cytogenesis** (*si-to-jen'-es-is*) [κύτος, a cell; γένεσις, production]. The formation or genesis of the cell, or of cells.

**Cytogenetic** (*si-to-jen-et'-ik*) [κύτος, a cell; γένεσις, production]. Relating to cell-formation.

**Cytogenic** (*si-to-jen'-ik*). See *Cytogenous*.

**Cytogenous** (*si-toj'-en-us*) [κύτος, a cell; γέννης, producing]. In biology, producing cells.

**Cytogeny** (*si-toj'-en-e*). See *Cytogenesis*.

**Cytoglobin** (*si-to-glo'-bin*) [κύτος, a cell; globus, a ball]. An albuminoid, obtainable in the form of a white, soluble powder. It forms three per cent. of the pulp of the lymphatic glands. It is partially convertible into preglobin.

**Cytography** (*si-to-g'-ra-fe*) [κύτος, a cell; γράφειν, to write]. A description of cells.

**Cytohyaloplasm** (*si-to-hi'-al-o-plazm*) [κύτος, a cell; υάλος, transparent; πλάσμα, formed matter]. Strasburger's name for the reticulum of protoplasm.

**Cytoid** (*si'-toid*) [κύτος, cell; είδος, likeness]. Resembling a cell.

**Cytokinetic** (*si-to-ki-net'-ik*) [κύτος, a cell; κινεῖν, to move]. In biology, applied to the phenomena of motion of plasma or cells; the opposite of *Cytostatic* (Ryder).

**Cytolergy** (*si-tol'-er-je*) [κύτος, a cell; ἔργον, work]. Cell-activity.

**Cytologist** (*si-tol'-o-jist*) [κύτος, a cell; λόγος, science]. One who is versed in cytology.

**Cytology** (*si-tol'-o-je*) [κύτος, a cell; λόγος, science]. The science of cell-formation and cell-life.

**Cytolysis** (*si-tol'-is-is*) [κύτις, cell; λύσις, loosening; solution]. Cell-catabolism; cell-destruction.

**Cytometer** (*si-ton'-et-er*) [κύτις, cell; μέτρον, a measure]. A device for measuring cells.

**Cyto-mitoma** (*si'-to-mi-to'-mah*) [κύτος, cell; μίτος, a fiber]. The fibrillar part of a cell-body. See *Mitoma*.

**Cytonergy** (*si-ton'-er-je*). Same as *Cytolergy*.

**Cytopathy** (*si-top'-ath-e*) [κύτος, a cell; πάθος, disease]. Disease of the living cell.

**Cytophagous** (*si-toff'-ag-us*) [κύτος, a cell; φάγειν, to devour]. Phagocytic; of the nature of a phagocyte; cell-devouring.

**Cytophosphatid** (*si-to-fos-fat'-id*) [κύτος, cell; φωσφόρος, Lucifer]. A form of nuclein, containing sulphur and phosphorus and said to be obtainable from brain-tissue; gangliocytin.

**Cytoplasm**, or **Cytoplasma** (*si'-to-plazm*, or *si-to-plaz'-mah*) [κύτος, cell; πλάσμα, anything formed]. In biology, Dujardin's name for *protoplasm*, *q. v.*

**Cytoproct** (*si'-to-prokt*) [κύτος, a cell; πρωκτός, the anus]. In biology, an orifice with anal functions in the Infusoria. Cf. *Cytopyge*.

**Cytopyge** (*si-to-pi'-je*) [κύτος, a cell; πυγή, the rump]. In biology, the anal aperture of a unicellular animal. Cf. *Cytoproct*.

**Cytostasis** (*si-to-sas'-is*) [κύτος, cell; στάσις, stasis]. Stoppage or plugging of the capillaries by the blood-cells.

**Cytostatic** (*si-to-stat'-ik*) [κύτος, a cell; στατός, fixed]. In biology, applied to the static or resting conditions of plasma or cells; the opposite of *Cytokinetic* (Ryder).

**Cytostome** (*si'-to-stōm*) [κύτος, a cell; στόμα, mouth]. In biology, the oral aperture of a unicellular organism.

**Cytotaxis** (*si-to-taks'-is*) [κύτος, a cell; τάξις, order]. The selective, ordering, and arranging function of a living cell.

**Cytotrophy** (*si-tol'-ro-fe*) [κύτος, cell; τροφή, nourishment]. The growth of the cell and sustentation of cell-life.

**Cytozoön** (*si-to-zo'-on*) [κύτος, cell; ζῶον, animal]. A protoplasmic cell-mass, probably parasitic in nature, with independent movement; found by Gaule in defibrinated blood and other structures.

**Cyttarhagia** (*sit-ar-a'-je-ah*) [κύτταρος, cell; ῥηγνύναι, to burst forth]. Hemorrhage from the socket of a tooth.

**Cytula** (*si'-u-lah*) [κύτος, a cell]. In biology, an impregnated ovum.

**Cytuloplasm** (*si'-u-lo-plazm*) [κύτος, a cell; πλάσσειν, to form, mold]. In biology, the mingled *ovoplasm* and *spermoplasm* in a cytula.

**Czermak's Spaces**. Same as *Interglobular Spaces*, *q. v.*

**Czerny's Operations**. See *Operations*, *Table of*.

**Czerny-Lembert Suture**. See *Suture*.

**Czerny-Schröder Operation**. See *Operations*, *Table of*.

**Czoker's Alum Cochineal**. A solution for staining microscopic sections. Boil 7 grams of pulverized cochineal and 7 grams of alum in 700 c.c. of distilled water, until the quantity of fluid is reduced to 400 c.c.; cool, add a few drops of carbolic acid, and filter. After standing for a few days filter again, after which the fluid will be ready for use. See *Stains*, *Table of*.

**Czumpeletz's Test**. See *Tests*, *Table of*.

## D

**D.** (Dosis). A dose. In Electro-therapeutics an abbreviation of *Duration* and of *Density*. In ophthalmology the letter is used as an abbreviation of *Dexter* and *Dioptry*. It is also used for *detur*, let it be given.

**Da Costa's Disease.** See *Diseases, Table of*.

**Dacryadenalgia** (*dak-re-ad-en-al'-je-ah*) [δάκρυ, tear; ἄδην, gland; ἄλγος, pain]. Pain in a lachrymal gland.

**Dacryadenitis** (*dak-re-ad-en-i'-tis*). See *Dacryoadenitis*.

**Dacryagogue** (*dak'-re-ag-og*) [δάκρυ, tear; ἀγωγός, conducting]. 1. Inducing a flow of tears. 2. An agent that induces a flow of tears.

**Dacrycystalgia** (*dak-re-sis-tal'-je-ah*). See *Dacryocystalgia*.

**Dacryelcosis** (*dak-re-el-ko'-sis*) [δάκρυ, tear; ἑλκωσις, ulceration]. Ulceration of the lachrymal apparatus.

**Dacrygelosis** (*dak-re-jel-o'-sis*) [δάκρυ, tear; γέλος, laughter]. Alternate weeping and laughter.

**Dacryhemorrhysis** (*dak-reh-em-or'-is-is*) [δάκρυ, tear; αἷμα, blood; ῥίσις, a flow]. The weeping of bloody tears; a flow of blood from a lachrymal duct.

**Dacryin** (*dak'-re-in*) [δάκρυ, a tear]. A peculiar substance contained in tears.

**Dacryma** (*dak'-re-mah*) [δάκρυμα, a tear: *pl.*, *Dacrymata*]. A tear; the lachrymal secretion.

**Dacryoadenitis** (*dak-re-o-ad-en-i'-tis*) [δάκρυον, a tear; ἄδην, a gland]. Inflammation of a lachrymal gland.

**Dacryoblenorrhea** (*dak-re-o-blen-or-e'-ah*) [δάκρυον, a tear; βλέννος, mucus; ῥοία, a flow]. Chronic inflammation and discharge of mucus from the lachrymal sac.

**Dacryocele** (*dak'-re-o-sēl*, or *-se'-lē*) [δάκρυον, tear; κήλη, hernia]. See *Dacryocystocele*.

**Dacryocyst** (*dak'-re-o-sist*) [δάκρυον, tear; κύστις, cyst]. The lachrymal cyst.

**Dacrycystalgia** (*dak-re-o-sis-tal'-je-ah*) [δάκρυον, tear; κύστις, cyst; ἄλγος, pain]. Pain in a lachrymal sac.

**Dacryocystitis** (*dak-re-o-sis-ti'-tis*) [δάκρυον, tear; κύστις, a sac]. Inflammation of a lachrymal sac.

**Dacryocystocele** (*dak-re-o-sist'-o-sēl*) [δάκρυον, a tear; κύστις, a sac; κήλη, hernia]. Hernia of a lachrymal sac.

**Dacryocystoptosis** (*dak-re-o-sis-toḡ-to'-sis*) [δάκρυον, a tear; κύστις, a cyst; πτώσις, a fall]. Prolapse or downward displacement of a lachrymal sac.

**Dacryhemorrhysis** (*dak-re-o-hem-or-e'-ah*). See *Dacryhemorrhysis*.

**Dacryoid** (*dak'-re-oid*) [δάκρυον, tear; εἶδος, form]. Resembling a tear.

**Dacryolite** (*dak'-re-o-lit*). See *Dacryolith*.

**Dacryolith** (*dak'-re-o-lith*) [δάκρυον, tear; λίθος, stone]. A lachrymal calculus; a calcareous concretion in a lachrymal passage or in the palpebral conjunctiva.

**Dacryolithiasis** (*dak-re-o-lith-i'-as-is*) [δάκρυον, a tear; λίθος, a stone]. The morbid condition that is attended by the formation of dacryoliths; also, the presence of dacryoliths.

**Dacryoma** (*dak-re-o'-mah*) [δακρύειν, to weep]. 1. A lachrymal tumor. 2. The closure or obstruction of the *puncta lachrymalia*, causing epiphora.

**Dacryon** (*dak'-re-on*) [δάκρυον, a tear]. 1. A tear. 2. See *Craniometric Points*.

**Dacryops** (*dak'-re-ops*) [δάκρυον, tear; ὄψ, eye]. 1. A watery eye. 2. Cyst of the duct of a lachrymal gland.

**Dacryoptosis** (*dak-re-op'-to-sis*) [δάκρυον, tear; πτώσις,

a fall]. 1. The falling or shedding of tears. 2. Dacryocystoptosis.

**Dacryopyorrhea** (*dak-re-o-pi-or-e'-ah*) [δάκρυον, a tear; πύον, pus; ῥοία, a flow]. A discharge of pus from the lachrymal apparatus.

**Dacryopyosis** (*dak-re-o-pi-o'-sis*) [δάκρυον, tear; πύον, pus]. Suppuration in the lachrymal apparatus.

**Dacryorrhea** (*dak-re-or-e'-ah*) [δάκρυον, tear; ῥοία, a flow]. Excessive discharge of tears.

**Dacryosolen** (*dak-re-o-so'-len*) [δάκρυον, tear; σωλήν, pipe]. A lachrymal duct or canal.

**Dacryosolenitis** (*dak-re-o-so-len-i'-tis*) [δάκρυον, a tear; σωλήν, a pipe; ιτις, inflammation]. Inflammation of a lachrymal duct.

**Dacryostenosis** (*dak-re-o-ste-no'-sis*) [δάκρυον, tear; στενός, narrow]. Stenosis or stricture of a lachrymal duct.

**Dacryosyrinx** (*dak-re-o-sir'-inks*) [δάκρυον, tear; σύριγξ, pipe]. 1. A lachrymal fistula. 2. A syringe for use in the lachrymal ducts.

**Dactyl** (*dak'-til*) [δάκτυλος, a finger]. A finger or toe; a digit.

**Dactylagra** (*dak-til-a'-grah*) [δάκτυλος, a digit; ἄγρα, seizure]. An attack of gout or rheumatism in the fingers.

**Dactylate** (*dak'-til-āt*) [δάκτυλος, a finger]. Resembling a finger. Possessing five rays or appendages.

**Dactylon** (*dak-til'-e-on*). See *Syndactylism*.

**Dactylitis** (*dak-til-i'-tis*) [δάκτυλος, a finger; ιτις, inflammation]. Inflammation of a finger or toe.

**Dactylognathite** (*dak-til-og-nath'-it*) [δάκτυλος, a finger; γνάθος, jaw]. In biology, Milne Edwards' term for the terminal (distal) joint of one of the foot-jaws of a crustacean. See *Dactylos*.

**Dactylogryposis** (*dak-til-o-grip-o'-sis*) [δάκτυλος, finger; γρυπός, curved]. Abnormal curvature of the fingers or toes.

**Dactyloid** (*dak'-til-oid*) [δάκτυλος, finger; εἶδος, form]. In biology, resembling a finger.

**Dactylogy** (*dak-til-ol'-o-je*) [δάκτυλος, finger; λόγος, speech]. Conversation or talking by the fingers.

**Dactylolysis** (*dak-til-ol'-is-is*) [δάκτυλος, digit; λύσις, loosening]. The falling off of a finger or toe. D. spontanea. See *Ainhum*.

**Dactylopatagium** (*dak-til-o-pat-ag'-e-um*) [δάκτυλος, finger; παταγεῖον, a border to a woman's gown]. In biology, that part of the patagium of a bat which is connected with the digits. Cf. *Ectopatagium*.

**Dactylopodite** (*dak-til-op'-o-d-it*) [δάκτυλος, a finger; πούς, a foot]. See *Dactylos*.

**Dactylopore** (*dak-til'-o-por*) [δάκτυλος, finger; πόρος, pore]. In biology, applied to the opening of the finger-like, or tentacular dactylozoid of certain hydrozoans.

**Dactylopterus** (*dak-til-op'-ter-us*) [δάκτυλος, finger; πτερόν, wing]. In biology, applied to fishes in which certain of the pectoral fin-rays are separate and finger-like.

**Dactylorhiza** (*dak-til-or-i'-zah*) [δάκτυλος, finger; ῥίζα, root]. A disease of the roots of certain vegetables, as turnips.

**Dactylos** (*dak'-til-os*) [δάκτυλος, a finger]. In biology, the seventh joint of any crustacean appendage, as the *dactylognathite* and *dactylopodite* of Milne Edwards.

**Dactylospasmus** (*dak-til-o-spas'-mus*) [δάκτυλος, a digit; σπασμός, a spasm]. Spasm of a digit.

**Dactylosymphysis** (*dak-til-o-sim'-fis-is*) [δάκτυλος, finger; σύν, together; φέιν, to grow]. Syndactylism.



- Dadi Gogo** (*da'-de go'-go*) [African]. See *Gogo*.  
**Dæmonomania** (*de-mo-no-ma'-ne-ah*). See *Demonomania*.  
**Daffy's Elixir**. A compound aromatic tincture of senna. Unof.  
**Dahlia** (*dahl'-yah*). See *Pigments, Conspectus of*.  
**Dajaksch** (*dj'-aksh*) [Java]. The arrow-poison used in Borneo. It is believed to be distinct from the Java arrow-poison.  
**Dakryon** (*dak'-re-on*). See *Cranimetric Points*.  
**Dakryops** (*dak'-re-ops*). Same as *Dacryops*.  
**Dalby's Carminative**. An old empiric carminative and mildly opiate mixture, answering nearly to the *mistura carminativa* of the National Formulary. It contains about two and a half minims of tincture of opium to the fluidounce.  
**Dalgarno Alphabet**. Glove-alphabet; a method of manual communication among deaf-mutes, in which the letters are indicated by touching various parts of the hand.  
**Dallas's Operation**. See *Operations, Table of*.  
**Dalmatian Insect Powder**. See *Buhach*.  
**Dalton's Theory**. The atomic theory of compounds.  
**Dalton-Henry Law**. See *Law*.  
**Daltonism** (*dal'-ton-izm*) [Dalton, a physician]. Color-blindness. See *Blindness*.  
**Dam**. See *Rubber Dam* and *Coffer Dam*.  
**Damalic Acid** (*dam-al'-ik*). See *Acid*.  
**Damaluric Acid** (*dam-al'-u'-rik*). See *Acid*.  
**Damiana** (*dam-e-an'-ah*). The leaves of *Turnera aphrodisiaca*, found in Mexico and Lower California; a stimulant tonic and said to be a powerful aphrodisiac. It is the basis of a great number of quack remedies. **D.**, **Ext.** Dose gr. ij-x. **D.**, **Fld. Ext.** Dose ʒx-ʒj. Dose of the leaves ʒj daily. All unof.  
**Dammar** (*dam'-ar*) [Hind., *dāmar*, resin]. A gum or resin resembling copal, produced by various species of *Danmara* and by various other trees. **D.**, **True**, is obtained from the *Dammara orientalis*, a coniferous tree, indigenous in the East Indies, and also from *Dammara australis*, in New Zealand. The latter variety is also known as *Kauri*, or *cowdie resin*. The former is the variety commonly called dammar in commerce. It occurs in masses, coated on the exterior with white powder from mutual attrition, while the interior is pale-amber colored and transparent. It is harder than rosin, and splits and cracks at the temperature of the hand. It is used in the manufacture of varnishes. See *Cowdie Gum*.  
**Damp**. See *Choke-damp*; *Black-damp*; *Fire-damp*.  
**Damping Apparatus**. The union of the tympanic membrane of the ear with the auditory ossicles acting as a damper to prevent excessive sympathetic vibration for its own fundamental tone.  
**Dance** (*dans*) [Fr., *danser*, to dance]. Any measured tread or system of steps accompanied by music. Also, any motion of the body caused by an abnormal nervous stimulus. **D.**, **St. Vitus's**. See *Chorea*. **D. Plague**. Synonym of *Chorea*.  
**Dancel's Method**. See *Treatment, Methods of*.  
**Dancer's Cramp**. See *Cramp*. **D. Palsy**. See *Palsy*.  
**Dancing Mania**. See *Choromania*.  
**Dandelion** (*dan'-de-li-on*). See *Taraxacum*.  
**Dandruff** (*dan'-druf*). See *Seborrhea*, *Pityriasis*, and *Alopecia furfuracea*.  
**Dandy** (*din'-de*) [Hind., *dāndi*, a boatman]. 1. In India, a kind of stretcher or hammock of canvas with a bamboo frame. It is serviceable in the transportation of the sick and wounded. 2. See *Colic, Endemic*. **D. Fever**. See *Dengue*.  
**Danforth's Oil**. See *Naphtha*.  
**Daniell** (*dan'-yel*) [Daniell, an electrician]. A unit of electric measurements equal to 1.124 volts. **D. Cell**. See *Cell*.  
**Daniella** (*dan-e-el'-ah*) [Dr. Daniell, a traveler]. A genus of leguminous trees of W. Africa. **D. thurifera**, the only species of this genus affording olibanum, or true frankincense.  
**Dantec, Bacillus of**. See *Bacteria, Table of*.  
**Danube Fever** (*dan'-ūb fe'-ver*). A febrile affection of remittent or relapsing type observed in sailors and others that have sailed on and have drunk the water of the Danube River, characterized by symptoms of gastro-intestinal derangement, albuminuria, hematuria, edema, uremic symptoms, profuse perspiration, enlarged spleen, and nervous symptoms. Its precise nature is unknown; possibly it is the same as *Malta fever*, *Rock fever*, *Cretan fever*, *Mediterranean fever*.  
**Daphne** (*daf'-ne*) [δάφνη, the laurel]. A genus of thymelaceous shrubs, mostly poisonous or acrid. See *Mesereon*.  
**Daphnetin** (*daf'-net-in*) [δάφνη, the laurel],  $C_9H_6O_4 + H_2O$ . A substance obtained by the decomposition of the glucosid *daphnin*. It crystallizes in yellow needles or prisms, melting at 255° C.  
**Daphnin** (*daf'-nin*) [δάφνη, the laurel],  $C_{15}H_{16}O_9 + 2H_2O$ . 1. A glucosid isomeric with esculin; it is obtained from the bark of *Daphne alpina*, and forms prismatic transparent crystals having a bitter taste and melting at 200° C. 2. See also *Pigments, Conspectus of*.  
**Darier's Disease**. *Psorospermose folliculaire végétante*; *Keratosis follicularis*; *Ichthyosis sebacea cornea*; a disease of the skin commencing on the face or trunk, but ultimately spreading to other parts of the body, and characterized by the development of papules of small size and dirty-red color, with firmly-adherent grayish-brown, black, or gray horny crusts. These crusts can be squeezed out of the papules by the thumb-nails. In some places the lesions may become confluent. The disease progresses slowly, and the papules may assume considerable size. Ulceration of their surfaces may occur, or the tumors may suppurate *en masse*. The disease occurs usually in males. Its etiology is obscure. See *Diseases, Table of*.  
**Darnel** (*dar'-nel*). See *Lolium*.  
**D'Arsonval's Oven**. See *Oven*.  
**Dartoid**, or **Dartoid** (*dar'-to'-ik*, or *dar'-to'id*) [δάρτοϊς, flayed]. Pertaining to or resembling the dartos. **D. Myoma**. See *Myoma*.  
**Darton's Test**. See *Tests, Table of*.  
**Dartos** (*dar'-tos*) [δάρτοϊς, flayed]. The contractile fibrous layer beneath the skin of the scrotum.  
**Dartre** (*dar'-tr*) [Fr.]. Any herpetic or other chronic skin-disease; a term vaguely used in French and the older English medical literature.  
**Dartrous** (*dar'-trus*) [Fr., *dartre*]. Of the nature of tetter or herpes; herpetic.  
**Dartsac** (*dar'-sak*). A muscular sac containing a calcareous or chitinous dart or rod, opening into the cloaca of certain gasteropods. (Helix.)  
**Darwin's Ducts**. See *Ducts*. **D. Ear**. See *Ear, Deformities of*, *Darwinian Tubercle*, and *Diseases, Table of*. **D. Theory of Heredity**. See *Heredity*.  
**Darwinian Tubercle**. A nodule or eminence sometimes seen on the edge of the helix of the ear; it is believed to be a relic corresponding to the point of an ape's ear.  
**Darwinism** (*dar'-win-izm*). [Named after Charles Darwin, a celebrated naturalist]. The theory of descent by evolution, as modified by the doctrine of the survival of the fittest. See *Neo-Darwinism* and *Evolution*.

Dastre-Morat's Method. See *Anesthetic*.

Dasya (*das'-im-ah*). Same as *Hirsuties*.

Date-disease. See *Aleppo Boil*. D.-fever. Synonym of *Dengue*.

Datisca (*da-tis'-kah*) [L.]. A genus of herbs, somewhat allied to the cacti. D. *cannabina*, of Asia and the Levant, is antiperiodic and antiscrofulous. D. *glomerata* is a Californian species.

Datiscin (*da-tis'-in*) [*Datisca*],  $C_{21}H_{22}O_{12}$ . A starch-like glucosid from *Datisca cannabina*; it is a good yellow dye.

Datura (*da-tu'-rah*) [Hind., *dhatūra*, a certain plant]. A genus of Solanaceæ, or night-shade family. D. *stramonium*. See *Stramonium*. D. *tatula*, a plant belonging to the nightshade family, closely resembling stramonium in its therapeutic and physiologic properties. It has been smoked with advantage in asthma. Unof.

Daturin (*da-tu'-rin*) [Hind., *dhatūra*, a certain plant]. A poisonous alkaloid from the thorn-apple. See *Atropin*.

Daturism (*dat'-u-rizm*) [Hind., *dhatūra*, a certain plant]. A morbid condition of mind and body induced by excessive dosing with stramonium (*Datura*); stramonium-poisoning. It is nearly or quite identical with atropism.

Daubenton's Angle. See *Angle*. D. Line. See *Line*. D. Plane. See *Plane*.

Daughter (*daw'-ter*) [AS., *dohtor*, daughter]. A female child or descendant. D.-cell. See *Cell*. D.-cyst, a cyst formed within a cyst. D.-nuclei. See *Karyokinesis*. D.-star, an amphiastrer. See *Karyokinesis*.

Dauvergne's Apparatus. An apparatus used for treating old dislocations of the shoulder.

Davat's Operation. See *Operations*, *Table of*.

Davidsohn, Pupillary Reflex of. The light reflected through the pupil in transillumination, when the electric light is held in the mouth.

Davies's Operation. See *Operations*, *Table of*.

Davier (*dah'-ve-ä*) [Fr.]. A tooth-forceps; a lion-forceps.

Davies and Dale's Carmin Mass. A warm-flowing mass for injecting tissues. Digest in a flask for thirty-six hours, at the ordinary temperature, 11.6 grams of carmin in a mixture of 15 c.c. of ammonia (0.92 strength) and 118 c.c. of water. Filter, and dilute with water to 472 c.c. Dissolve 38.88 grams of potassium alum in 295 c.c. of water, and add, with constant boiling, a solution of sodium carbonate until a slight precipitate is produced. Boil and add to the carmin fluid, shaking vigorously. A drop of the fluid, when placed on a white filter-paper, should show no color-ring. Allow it to cool and settle for a day or two, and draw off the supernatant fluid with a siphon. Wash, by decantation, until the wash-water ceases to give a precipitate with barium chlorid. So much water must be kept with the color that it shall measure 1180 c.c. For use soak 100 grams of gelatin in 750 c.c. of this fluid and melt over a water-bath.

Davies-Colley Operations. See *Operations*, *Table of*.

Davis's (Leon) Sign. See *Death*.

Davy's Method. See *Treatment*, *Methods of*. D. Operation. See *Operations*, *Table of*. D. Tests. See *Tests*, *Table of*.

Day's Test. See *Tests*, *Table of*.

Day-Blindness. See *Nyctalopia*; also *Hemeralopia*.

Daymare (*da'-mär*). A state of temporary distress and terror, resembling nightmare, but coming on when the patient is awake. It is thought to be due to a diseased state of the blood-vessels of the brain.

Dead (*ded*) [AS., *deäd*, dead]. Without life; desti-

tute of life. D.-born. Still-born. D. Finger. See *Sphaceloderma* and *Night-palsy*. D.-house, a morgue; an apartment in a public institution for keeping dead bodies. D. Nettle. See *Lamium*. D. Voice, a voice without nasal resonance. The so-called nasal voice.

Deadly (*ded'-le*) [AS., *deäd*, dead]. Capable of causing death; fatal; mortal. D. Nightshade. See *Atropa* and *Belladonna*.

Deaf (*def*, or *deff*) [AS., *deäf*, deaf]. Without the sense of hearing. A condition of impaired hearing. D.-dumbness. See *Deaf-mutism*. D.-fields, two small triangular planes, converging toward the external auditory meatus, and in which the vibrating tuning-fork is not heard. D.-mute, one who suffers from deaf-mutism. D.-mutism, a condition of deafness or impaired hearing, accompanied by imperfect development (congenital), or loss of speech. D.-points, some points near the ear in which a vibrating tuning-fork cannot be heard.

Deafness (*deff'-nes*) [AS., *deäf*, deaf]. The condition of being deaf; surdity. D., Boilermakers', chronic labyrinthine deafness resulting from constant exposure to loud sounds. Bone-conduction is impaired, and there are destructive and atrophic changes throughout the cochleæ, most marked at the base. D., Mind. See *D.*, *Psychic*. D., Music, a variety of psychic deafness in which, although musical sounds are heard, they are not recognized as such. D., Paradoxical, called also *Paracusia Willisii*, deafness for speech in silence, but with ability, *e. g.*, to hear the same voice in a noisy car or street. This is said to be caused by compression of the labyrinth. It is a form of otopiasis. D., Psychic, the deafness from destruction of the auditory center (Munk). Sounds are heard, but not recognized or understood. D., Word, a variety of psychic deafness in which, although words be heard, they are not comprehended.

Death (*deth*) [AS., *deäth*, death]. The cessation of life. D., Apparent, a term applied to a cataleptic state in which respiration and circulation are so feeble as to be inappreciable. D., Black, an exceedingly fatal epidemic called the "Plague," which occurred in Europe during the 14th century, during which it is estimated 20,000,000 people died. D. Camass. See *Camass*. D., Localized. See *D.*, *Somatic*. D., Molecular, caries; ulceration. D.-rate, a term arbitrarily expressing the mortality of a place, based upon the number of deaths for each 1000 of population during a period of one year. D.-rattle, the peculiar sound produced by the passage of air through mucus in the throat of a dying person. D., Signs of, certain indications of death, such as cessation of the heart's action, and respiration, vigor of the body, healthiness of the tissues, etc. See *D.*, *Tests of*. D., Somatic, death of the organism as a whole, in distinction from localized D., or necrosis, and gangrene. D., Tests of: Dr. Richardson summarizes the more important as: 1. Absence of the pulsation of the heart. 2. Absence of the respiratory murmur. 3. Pressure on veins (*Fillet test*). 4. Electric test for muscular irritability. 5. The ammonia hypodermatic test (*Monteverde's sign*). 6. Coagulation of the blood in the veins. 7. Rigor mortis. 8. Decomposition. *Balfour's Test*, a test for the action of the heart in apparent death. He proposed sticking into the skin over the heart needles having little paper flags fixed in their blunt ends. Should there be contraction of the heart-muscle, such movement would be communicated to the paper flags. *Cloquet's Needle Test*, a bright needle plunged into the body of the biceps muscle and left there for a time; then ex-



amined for signs of oxidation. If found, life is present. *Davis's (Leon) Sign*, after death the arteries are pale or yellowish, and empty of blood, whilst during life the vessels pulsate, and have the color of the surrounding tissues. *Diaphanous Test*, the scarlet-red color of the finger-edges when held toward the light, due, if life exists, to the blood circulating through the tissues. The scarlet tint does not appear if life is extinct. The test is not to be relied on in all cases, as in syncope the red coloration may be absent. *Fillet Test: Richardson's Test*, a fillet applied to the veins of the arm will not cause filling of the veins on the distal side of the fillet if death be present. *Foubert's Test* consists in cutting through one of the intercostal spaces and feeling the heart with the point of the finger. *Labordé's Sign*. Same as *Cloquet's Needle Test*. *Larcher's Sign*, soon after death the conjunctivæ exhibit externally gray, cloudy discolorations, that rapidly become black. They are due either to the formation of films of mucus, or to cadaveric imbibition dependent on putrefactive changes. *Levasseur's Sign*, the application of a scarificator and cupping-glass will fail to draw blood if life has been extinct for some hours. *Magnus's Sign*, if a finger be tightly bound round with a ligature, the part beyond the constriction will, if the person be living, become bright red, the tint increasing in depth until it finally assumes a uniformly bluish-red color. At the spot, however, where the ligature is applied, a narrow white ring becomes visible. No change results from the application of the ligature if life be extinct. *Monteverde's Sign*, the injection subcutaneously during life of a little ammonia solution will be followed by a port-wine congestion in surrounding parts, which does not take place in case of death. *Ritpault Sign*, during life the circular shape of the pupil is influenced by external pressure only during its actual application. After life, however, external pressure is capable of permanently affecting the normal roundness of the pupillary aperture. **D. Trance**, trance that closely resembles death.

**Debitant** (*de-bil'-it-ant*) [*debitare*, to weaken]. 1.

Weakening. 2. A medicine that weakens.

**Debility** (*de-bil'-it-e*). See *Asthenia*.

**Débove's Membrane**. See *Membrane*. **D. Method**. See *Treatment, Methods of*.

**Debridement** (*da-brêd'-mon(g)*) [*Fr., débridement*].

The enlarging of a gunshot wound or a hernia with the knife; the slitting of any constricting tissue or band.

**Debrunner's Tests**. See *Tests, Table of*.

**Decaceros** (*de-kas'-er-us*) [*deka*, ten; *κέρας*, horn]. In biology, having ten horn-like processes, tentacles or arms.

**Decagram** (*dek'-a-gram*) [*deka*, ten; *γράμμα*, a certain weight]. Ten grams or 154.32349 grains, or .353 ounce avoirdupois, or 0.3215 ounce troy. See *Metric System*.

**Decagynous** (*dek-aj'-in-us*) [*deka*, ten; *γυνή*, female]. In biology, with ten pistils.

**Decalcification** (*de-kal-sif-ik-a'-shun*) [*de* priv.; *calx*, lime; *facere*, to make]. The loss of the lime-constituent of bone in some cases of osteitis.

**Decalcified Bone-Drain**. A drainage-tube made of a decalcified chicken-bone.

**Decalcify** (*de-kal'-sif-i*) [*de* priv.; *calx*, lime; *facere*, to make]. To remove lime-salts from tissues previously to section-cutting for histologic examination. An acid is usually combined with a hardening agent to prevent swelling of the tissues. The best decalcifying fluids are Arsenious Acid, Chromic Acid, Hydrochloric Acid, Exner's Solution, Hydrochloric Acid and Glycerin, Nitric Acid, Nitric Acid and Chromic Acid, Picric Acid. See *Reagents and Stains, Table of*.

**Decalcifying Fluid** (*de-kal'-sif-i-ing flu'-id*). A solution used for the purpose of depriving tissue of its calcium salts. Chromic acid 1 gram, water 200 c.c., then add 2 c.c. nitric acid,—is commended.

**Decaliter, Decalitre** (*dek'-a-le-ter*) [*deka*, ten; *λίτρα*, a pound]. Ten liters, or  $2\frac{1}{2}$  imperial gallons, or 2.64 U. S. gallons. See *Metric System*.

**Decalvant** (*de-kal'-vant*) [*decalvans*, depilatory]. Removing hair; depilatory; causing baldness.

**Decamerous** (*dek-am'-er-us*) [*deka*, ten; *μέρος*, a part]. In biology, ten-parted, as a flower.

**Decameter, Decametre** (*dek'-a-me-ter*) [*deka*, ten; *μέτρον*, a measure]. Ten meters or 393.7 English inches, or 32.8 feet. See *Metric System*.

**De Candolle, Canal of**. See *Canal*.

**Decandrous** (*dek-am'-er-us*) [*deka*, ten; *άνήρ*, male]. In biology, having ten stamens.

**Decane** (*dek'-an*) [*deka*, ten],  $C_{10}H_{22}$ . A hydrocarbon of the paraffin series.

**Decantation** (*de-kan-ta'-shun*) [*de*, down; *cantus*, a side]. The operation of removing the supernatant fluid from a sediment. It may be poured off by means of a guiding-rod, or drawn off by means of a siphon.

**Decapetalous** (*dek-ap-et'-al-us*) [*deka*, ten; *πέταλον*, a leaf]. In biology, having ten petals.

**Decaphyllous** (*dek-af'-il-us*) [*deka*, ten; *φύλλον*, a leaf]. In biology, ten-leaved.

**Decapitation** (*de-kap-it-a'-shun*) [*de*, from; *caput*, head]. Division of the neck of the child in labor, when delivery and version are both impossible. This is sometimes called *decollation*.

**Decapitator** (*de-kap'-it-a-tor*) [*de*, from; *caput*, head]. An instrument used in performing decapitation.

**Decapod** (*dek'-a-pod*) [*deka*, ten; *πούς* (pod-), foot]. In biology, having ten feet, rays, or arms.

**De Cassis' Operation**. See *Operations, Table of*.

**Decay** (*de-ka'*) [*de*, down; *cadere*, to fall]. 1. Putrefactive change. 2. The ultimate catabolic state; decline of life, of health, or of any one or more functions.

**Dece's Operations**. See *Operations, Table of*.

**Decentered Lens** (*de-sen'-terd lenz*). 1. A lens thicker at one side than at the other. 2. A lens so mounted that the visual line does not pass through its center.

**Decentration** (*de-sen-tra'-shun*) [*de*, from; *centrum*, a center]. Removal from a center.

**Decephalization** (*de-sef-al-iz-a'-shun*) [*de*, away from; *κεφαλή*, head]. In biology, applied to retrograde changes or simplification in the head parts.

**Decerebrated** (*de-ser'-e-bra-ted*) [*de*, from; *cerebrum*, the brain]. Deprived of the cerebrum; said of birds and other animals that have been thus vivisected for observational study.

**De Chaumont's Formula**. A formula for determining the volume of pure air necessary to maintain a certain standard of purity in the atmosphere. It is as follows:

$$d = \frac{\epsilon}{\rho}; d = \text{the volume of air to be delivered per hour in cubic feet}; \epsilon = \text{the quantity of } CO_2 \text{ that each person is assumed to evolve per hour}; \rho = \text{the amount of impurity in a cubic foot of air}.$$

**Decidua** (*de-sid'-u-ah*) [*deciduum*, a falling off]. The membranous envelop of the ovum derived from the mother and cast off at birth with the placenta, etc.

**D., Ovular**. See *D. reflexa*. **D., Placental**. See *D. serotina*. **D. reflexa**, that part of the decidua growing about the ovum and enclosing it as a sac.

**D. serotina**, that part of the decidua vera upon which the ovum lies, and from which the placenta is subsequently formed. **D., Uterine**. See *D. vera*. **D. vera**, the thickened, vascular, spongy mucous membrane of the gravid uterus.

**Decidual** (*de-sid'-u-al*) [*deciduus*, a falling off]. Belonging to the decidua. **D. Cells**, a proliferation of young connective-tissue cells above the uterine glands, taking place after the ovum is impregnated, and producing an hypertrophy of the mucous membrane of the uterus. **D. Endometritis**. See *Endometritis*.

**Deciduoma** (*de-sid-u-o'-mah*) [*deciduus*, a falling off; *μα*, a tumor; *pl. Deciduomata*]. An intra-uterine neoplasm, containing decidual relics, and believed to arise from some hyperplasia of a retained portion of the decidua.

**Deciduuous** (*de-sid'-u-us*) [*de*, away, from; *cadere*, to fall]. In biology, falling off. Applied to leaves that fall in autumn, and to the calyx and corolla when they fall off before the fruit develops. In dental anatomy, applied to the milk-teeth or temporary teeth. **D. Skin**. See *Keratolysis*. **D. Teeth**, the temporary teeth or milk-teeth are so called because, after subserving the purposes of early childhood, they are removed by an operation of the economy, to give place to others of a larger size and of a more solid texture. See *Teeth, Temporary*.

**Decigram** (*des'-e-gram*) [*decimus*, tenth; *gramma*, gram]. One-tenth of a gram or 1.54 grains troy. See *Metric System*.

**Deciliter** (*des'-e-le-ter*) [*decimus*, tenth; *litra*, liter]. One-tenth of a liter, or 3.52 English fluidounces or 3.38 U. S. fluidounces. See *Metric System*.

**Decimeter** (*des'-e-me-ter*) [*decimus*, tenth; *μετρον*, a measure]. One-tenth of a meter, or 3.937 inches. See *Metric System*.

**Decinormal** (*des-e-nor'-mal*) [*decimus*, tenth; *norma*, normal]. Having one-tenth the strength of the normal, as a solution.

**Deck Plug** (*dek' plug*). A short wooden cylinder that may be of various sizes, used by ship-builders, and employed in pathologic laboratories for making paper boxes in which the specimens may be embedded. A strip of thin paper is wound around the plug and held in place by a rubber band, sufficient paper projecting above to form a cylindric box with a wooden bottom.

**Declinate** (*dek'-lin-āt*) [*de*, down; *clinare*, to bend]. In biology, bent downward.

**Declination** (*dek'-lin-a'-shun*) [*declinare*, to decline]. The dip of the magnetic needle.

**Declinator** (*dek'-lin-a-tor*) [*declinare*, to decline]. An instrument for keeping the dura out of harm's way during the act of trephining.

**Decline** (*de-klīn'*) [*declinare*, to bend]. A marked deterioration; weakness of the body; an enfeebling chronic state of disease: the decreasing stage, as of a fever. Also a popular term for *Pulmonary tuberculosis*.

**Declivis cerebelli** (*de-klī'-vis ser-e-bel'-i*) [L.]. The sloping posterior aspect of the monticulus of the cerebellum.

**Decoction** (*de-kok'-shun*) [*decoquere*, to boil down]. A decoction, or "tea." In pharmacy, a liquid preparation obtained by boiling vegetable substances in water. There are two official *decocta*, besides one in the national formulary, and twelve in the British pharmacopeia.

**Decoctum** (*de-kok'-tum*) [L.: *pl., Decocta*]. A decoction.

**Decollated** (*de-kol'-a-ted*) [*de*, away, from; *collum*, neck]. In biology, applied to univalve shells the apices of which have been lost; beheaded.

**Decollation** (*de-kol'-a'-shun*). See *Decapitation*.

**Decollator** (*de-kol'-a-tor*) [*decollare*, to behead]. An instrument used in embryotomy for decapitating the fetus.

**Decoloration** (*de-kul-or-a'-shun*) [*decolorare*, to deprive

of color]. The operation of discharging the color of an organic substance, usually by bleaching or by filtration through animal charcoal.

**Decolorize** (*de-kul'-or-iz*) [*decolorare*, to deprive of color]. To remove the excess of coloring-matter from stained histologic preparations, for purposes of differentiation.

**Decomposition** (*de-kom-po-zish'-un*) [*decomponere*, to decompose]. The separation of the component principles of a body, either by chemic analysis or by putrefactive fermentation.

**Decomound** (*de-kom'-pound*) [*de*, away, from; *compositus*, compound]. In biology, many times compound, as certain leaves.

**Decongestive** (*de-kon-jes'-tiv*) [*de*, from; *congerere*, to bring together]. Relieving congestion.

**Decortication** (*de-kor-tik-a'-shun*) [*de*, from; *cortex*, the bark]. 1. The operation of removing or stripping the bark or husk of a plant. 2. The stripping off of portions of the cortical substance of the brain from the summits of the gyri. This lesion is often witnessed in post-mortem examinations of the brain after death from parietic dementia, and is partly due to the abnormal adhesion of the gray matter to the meninges.

**Decrepit** (*de-krep'-it*) [*decrepitus*, old]. Broken down with age.

**Decrepitation** (*de-krep-it-a'-shun*) [*decrepitare*, to crackle]. The crackling noise made by certain crystalline bodies when their water of crystallization is driven off by heat. It is caused by the conversion of the imprisoned water into steam.

**Decrepitude** (*de-krep'-it-ūd*) [*decrepitus*, decrepit]. The state of being decrepit; senility; the feebleness of old age.

**Decrescent** (*de-kres'-ent*) [*decrescere*, to decrease]. In biology, gradually tapering or diminishing from below upward.

**Decubitus** (*de-kul'-bit-us*) [*decumbere*, to lie down]. A term denoting a recumbent or horizontal position. Also, the position of a sick person while in bed. **D., Acute**, a form of bed-sore, sometimes seen in connection with cerebral lesions.

**Decumbent** (*de-kum'-bent*) [*de*, down; *cumbere*, to lie]. In biology, bent to one side; reclining.

**Decurrent** (*de-kur'-ent*) [*de*, down; *currere*, to run]. In biology, applied to leaves that are prolonged down the side of the stem below the point of their insertion.

**Decussate** (*de-kus'-at*) [*decussatus*, cross]. In biology, arranged in pairs that successively cross each other. To intersect. A term applied to nerve-fibers and to muscle fibers that interlace.

**Decussatio** (*de-kus-a'-she-o*) [L.]. A crossing. **D. pontinalis** (more correctly *pontitis*), in the pons, a decussation of tegmental fibers from the thalamus.

**Decussation** (*de-kus-a'-shun*) [*decussatio*, a crossing]. A chiasma or X-shaped crossing, especially of nerves, or of nerve-filaments. The principal decussations are that of the *optic nerve*, and that of the *pyramids*: i. e., of the anterior pyramids of the oblongata.

**Decussorium** (*de-kus-o'-re-un*) [L.]. An instrument for depressing the dura after the operation of trephining, so as to facilitate the removal of pus, blood, or abnormal effusions.

**Dedentition** (*de-den-tish'-un*) [*de*, down; *dens*, a tooth]. The shedding of the teeth, especially the milk-teeth.

**Dedolation** (*ded-o-la'-shun*) [*dedolatio*, a hewing off]. The removal of a slice by cutting; a wound by which a part is cut off.

**Deduplication** (*de-du-plik-a'-shun*) [*deduplicare*, to divide in two]. In biology, the same as *Chorisis*, *q. v.*

**Deelinæ Oleum**. A highly refined petroleum oil manu-



factured on the Dee River. It is said to be valuable as a local application in eczema, etc. Unof.

**Deemetinize** (*de-em-et'-in-iz*). To deprive ipecacuanha of its emetic principle, emetin.

**Deep** (*dep*) [*ME., deep*]. Not superficial; not situated near the surface. See *Profundus*. **D. Reflexes**. See *Reflexes*, *Table of*. **D. Water**, water obtained from a porous substance beneath the first impervious stratum.

**Deer-berry** (*der'-ber-e*). A popular name for *Gaultheria procumbens*.

**Defatigatio** (*de-fat-ig-a'-she-o*) [*L.*]. Over-fatigue; overstrain, as of the heart-muscle. **D. mentis**, brain-fag.

**Defecation** (*def-ek-a'-shun*) [*defecare*, to separate from the dregs]. The evacuation of the bowels, or discharge of feces.

**Defect** (*de-fect'*) [*defectus*, a failure]. A lack or failure; absence of any part or organ; absence or failure of a normal function.

**Defemination** (*de-fem-in-a'-shun*). See *Eviscation*.

**Defensive Proteids**. Hankin's name for those substances formed in the bodies of animals that render them immune to certain diseases. See also *Sozin*, *Phylaxin*, *Mycosozin*, *Toxosozin*, *Mycophylaxin*, *Toxophylaxin*, *Alexin*.

**Deferent** (*def'-er-ent*) [*deferens*, carrying away]. Carrying away or down; efferent. See *Vas*.

**Deferentitis** (*def-er-en-ti'-tis*) [*deferens*, carrying away; *itis*, inflammation]. Inflammation of a vas deferens.

**Defervescence** (*de-fer-ves'-ens*) [*defervescere*, to cease boiling]. A term applied to periods during the course of fevers in which the temperature falls.

**Defibrillation** (*de-fi-bril-a'-shun*) [*de*, from; *fibrilla*, a small fiber]. The tearing of the brain-substance in the direction of the least resistance, in order to make cleavage-preparations.

**Defibrination** (*de-fi-brin-a'-shun*) [*de*, from; *fibra*, a fiber]. The removal of fibrin from blood or lymph.

**Definition** (*def-in-ish'-un*) [*definitio*; *definire*, to bound by limits]. In optics, the power of an object-glass to show clear outlines of area or structure, free from aberration or distortion.

**Defixus** (*de-fiks'-us*) [*defigere*, to fasten]. Impotent; sexually powerless; an old term based upon the idea of a spell wrought by an enemy being the cause of the condition indicated.

**Deflagration** (*def-lag-ra'-shun*) [*deflagrare*, to be consumed]. A sudden, violent combustion, such as accompanies the oxidation of certain inorganic substances by mixing with an easily decomposing salt, such as the alkaline chlorates and nitrates.

**Deflex** (*de-fleks'*) [*deflexus*, to turn aside]. In biology, to bend down.

**Deflorate** (*de-flo-rät*) [*defloratus*, to deprive of flowers]. In biology, said of a plant or anther that has lost its pollen or flowers, or is past the flowering state.

**Defloration** (*def-lo-ra'-shun*) [*de*, from; *flora*, a flower]. On the part of the female the first sexual connection effected by consent, not by rape. The loss of those marks or features that indicate virginity, as rupture of the hymen.

**Defluvium capillorum** (*de-flu'-ve-um kap-il-or'-um*). Synonym of *Alopecia simplex*.

**Defluxion** (*de-fluk'-shun*) [*defluxio*; *de*, down; *fluere*, to flow]. 1. A catarrh; a descent of the humors or secretions. 2. A rapid falling, as of the hair or eyebrows.

**Defœdatio unguium** (*de-fe-da'-she-o un'-gve-um*) [*L.*, "Fouling of the nails"]. Excessive thickness, with foul appearance of the nails, which often become partly detached from the matrix.

**Defoliate** (*de-fol'-le-at*) [*de* priv.; *folium*, a leaf]. To destroy the leaves of a plant, or to cause them to drop off.

**Deforestation** (*de-for-es-ta'-shun*) [*de*, down; *foresta*, a forest]. The stripping of a country or district of its forests, a process that has a direct influence upon the public health for good or for evil.

**Deformation** (*de-for-ma'-shun*) [*deformere*, to disfigure or distort]. A process by which the body or any of its parts acquires an abnormal shape.

**Deformity** (*de-form'-it-e*) [*deformitas*, a deformity]. Abnormal shape or structure of a body or any part. **D., Anterior**. See *Lordosis*.

**Defunctionalization** (*de-funk-shun-al-iz-a'-shun*). Failure or deprivation of a function.

**Degasify** (*de-gaz'-if-i*) [*de* priv.; *gas*]. To expel from wood, coal-tar or other substance all moisture and gaseous material, by means of the application of heat.

**Degener's Test**. See *Tests*, *Table of*.

**Degeneration** (*de-jen-er-a'-shun*) [*degenerare*, to differ from ancestors]. Deterioration, degradation, or retrogression of the molecular or cellular structure of a tissue, organ, or cell, so that it can no longer maintain its function; passage from an anastate to a catastate, or from one catastate to a lower one. **Atrophy** is a form of degeneration. **D., Amyloid** or **D., Albuminoid**, now regarded as an infiltration from without, and not as a degeneration of the proper cells and fibers. See *Albuminoid Disease*. **D., Ascending**, that which takes place in centripetal fibers after a destructive lesion of the spinal cord. **D., Atheromatous**. See *Endarteritis*, *Chronic*. **D., Black**. Synonym of *Melanosis* and of *Anthraxis*. **D., Calcareous**, the deposition of insoluble compounds of calcium and magnesium within the tissues. **Caseation**. See *Caseation*. **Cloudy Swelling**. See *Cloudy Swelling*. **D., Colloid**, akin to mucoid, the disorganized material becoming of a structureless, semi-solid, jelly-like consistence. **D., Descending**, that which takes place in the centrifugal fibers of the cord after a destructive lesion between the central cortex and the anterior nerve-roots. **D., Fatty**, the conversion of the proteids of a cell or fiber into oil. **D., Fibroid**, the substitution of fibrous for a higher grade of tissue. **D., Glassy**, the halo-granular change of the heart-muscle seen in fevers. **D., Gray**, in nervous tissue a degeneration due to chronic inflammation, and characterized by the production of a gray color. **D., Hyaline**, the disorganized tissue becomes shining and translucent. **D., Hydropsic**, a form of degeneration in which the degenerating cells imbibe large quantities of water. **D., Lardaceous**. See *Albuminoid Disease*. **D., Mucoid**, hyper-secretion followed by disorganization of the mucus-cells. **D., Reaction of**. See *Reaction of Degeneration*. **D., Senile**, the widely disseminated degenerative changes, largely fibroid in character, that mark old age. **D., System**, degeneration of a system of fibers, in contradistinction to insular or scattered degeneration. **D., Waxy**. See *Albuminoid Disease*. **D., Zenker's**. Same as *D., Glassy*.

**Deglutable** (*deg-lu'-a-bl*) [*deglutitio*, a swallowing; *ME., able*, capable]. Capable of swallowing, or of being swallowed.

**Deglutitio impedita** (*de-glu-tish'-e-o im-pe-di'-tah*). Synonym of *Dysphagia*.

**Deglutition** (*deg-lu-tish'-un*) [*deglutitio*, a swallowing]. The act of swallowing.

**Degmus** (*deg'-mus*) [*δῆγμός*, a sting; pain]. A gnawing pain in the stomach.

**Degradation** (*deg-rad-a'-shun*) [*degradatio*, a descent by steps]. Gradual physiologic and histologic change for the worse; degeneration; retrograde metamorphosis.

**Degras** (*de'-gras*). See *Leather*.

**Degrease** (*de-grēs'*) [*Fr., dégraisser*]. To remove fat, as from bones in the preparation of skeletons.

**Degreasing** (*de-grēs'-ing*) [*Fr., dégraisser*]. Removing the fat, as from bones.

**Degree** (*de-grē'*) [*de, from; gradus, a step*]. Position in a graded series; quality. The units or intervals of thermometric scales. Also, a charter or testimonial of qualification granted by a medical or other college. In trigonometry the  $\frac{1}{360}$  part of the arc of a circle.

**Degut** (*de-gū'*) [*Russ.*]. Birch oil or tar. See *Birch*.

**Dehio's Method**. A method of outlining the stomach. About a quart of water is introduced in separate quantities of a half-pint each, and after the ingestion of each portion, the lower crescentic limit of flatness against the tympanitic transverse colon is outlined. The normal stomach with this additional weight will not quite reach the level of the umbilicus, while in case of dilatation its descent will be rapid and considerable.

**Dehiscence** (*de-his'*) [*de, off; hiscere, to gape*]. In biology, to split open. Applied to the splitting open of anthers to shed their pollen, of antheridia to set free their antherozoids, of sporangia to shed their spores, of certain fruits to shed their seeds, etc.

**Dehiscence** (*de-his'-ens*) [*de, off; hiscere, to gape or yawn*]. In biology, the act of dehiscing or splitting open.

**Dehorn** [*de, away from; ME., horn*]. To deprive cattle of their horns.

**Dehumanization** (*de-hu-man-iz-a'-shun*) [*de, from; humanus, human*]. 1. The loss of the proper characteristics of humanity, either by insane persons, or by debased criminals. 2. The supposed loss of some quality pertaining to the human species; as in the alleged *dehumanization* of vaccine virus.

**Dehydration** (*de-hi-dra'-shun*) [*de, away from; ὑδωρ (hōp-), water*]. The necessary removal of water from microscopic preparations previously to clearing and mounting in balsam. Absolute alcohol is generally best; anilin is used in special cases in which alcohol is inadmissible. 96 per cent. alcohol will answer if xylol or cedar oil be used as the clearing-agent, and should always be used with celloidin sections. It is also called *Anhydryation*.

**Deiters' Cells**. Certain cellular structures between the outer hair-cells of the organ of Corti. Also certain nucleated cells at the intersection of the fibers of the white substance of nerves. Deiters' Cells (spider-cells) are also found in the neuroglia, especially in that of diseased brain-tissue. **D. Nucleus**, a nucleus lying in the direct sensory cerebellar tract of the medulla oblongata. Its function is unknown. See *Nucleus magno-cellularis*. **D. Process**, the process of a nerve-cell, that goes to form an axis-cylinder.

**Dejection** (*de-jek'-shun*) [*dejectio: de, down; jacere, to throw*]. The discharge of fecal or other excrementitious matter; the matter so discharged. Also, a state of despondency.

**Dejectiones nigrae** (*de-jek-she-o'-nez ni'-gre*) [*L.*]. Synonym of *Melena*.

**Dekagram** (*dek'-a-gram*). See *Decagram*.

**Dekaliter** (*dek'-a-le-ter*). See *Decaliter*.

**Dekameter** (*dek'-a-me-ter*). See *Decameter*.

**Del Toro's Operation**. See *Operations, Table of*.

**Delafield's Hematoxylin**. See *Hematoxylin and Stains*.

**Delagarde's Operation**. See *Operations, Table of*.

**Delamination** (*de-lam-in-a'-shun*) [*de, away; lamina, a thin metal plate*]. In biology, applied to the splitting of the blastoderm into two layers.

**De la Rue's Method**. A method of preparing carminic acid. Exhaust cochineal in boiling water. Precipitate the extract with plumbic acetate slightly acidulated

with acetic acid, care being taken not to add an excess of the lead. Wash the precipitate with distilled water until the wash-water ceases to give a precipitate with mercuric chlorid; then decompose it with hydrogen sulphid; filter, evaporate the filtrate to a syrupy consistency on a water-bath, and dry; extract the dark-purple product with alcohol, which dissolves out the carminic acid. See *Stains, Table of*.

**Delayed Symptoms**. A term used as a synonym of *Shock, Deferred, q. v.*

**Deleterious** (*del-et-e'-re-us*) [*δολητήριος, hurtful*]. Hurtful, injurious.

**Delffs' Tests**. See *Tests, Table of*.

**Delhi Boil** (*del'-he boil*). See *Furunculus orientalis*.

**Delicate** (*del'-ik-et*) [*delicatus, delicate*]. Of a refined constitution. Feeble. In a condition of poor health.

**Deligation** (*del-ig-a'-shun*) [*deligatio, a binding*]. Ligation, as of an artery; bandaging, as of a wound.

**De Lignerolle's Operation**. See *Operations, Table of*.

**Deliquescence** (*del-ik-wes'-ens*) [*deliquesce, to melt away*]. The breaking down as a result of the absorption of water from the atmosphere, characteristic of certain substances. Such substances are said to be *hygroscopic*.

**Deliquescent** (*del-ik-wes'-ent*) [*deliquesce, to melt away*]. In biology, dissolving; applied to a stem that divides into branches.

**Deliquium** (*del-ik'-we-um*) [*L.*]. An absence. **D. animi**. 1. Failure of the mind; mental decay; melancholy; lowness of the spirits. 2. Syncope or fainting.

**Delirament** (*de-lir'-am-ent*) [*deliramentum, delirium*]. Delirium.

**Deliration** (*de-lir-a'-shun*) [*Deliratio, delirium*]. Delirium.

**Deliriant** (*de-lir'-e-ant*) [*de, out of; lira, the furrow*]. An agent that acts on the brain, so as to disorder the mental faculties and produce confusion of will-power.

**Delirifacient** (*de-lir-e-fa'-she-ent*) [*delirium, delirium; facere, to make*]. Producing delirium.

**Delirious** (*de-lir'-e-us*) [*delirius, mad, raving*]. Affected with delirium; wandering in mind.

**Delirium** (*de-lir'-e-um*) [*delirium, madness*]. A disturbance of the cerebral functions manifested by impaired action of the nerve-centers, characterized by hallucinations, an incoherence of speech, a staggering gait, etc. **D., Alcoholic**. See *D. tremens*. **D. ambitiosum**, a condition of boastfulness that is sometimes manifest in the course of parietic dementia. **D. cordis**, a peculiar condition of the myocardium resulting when chloroform vapor is administered above a certain point of concentration. The myocardium fails to contract and rapidly becomes insensitive to stimulation, being thrown only into fibrillary contraction. A heart once so dilated beyond the point of its ability to re-contract never recovers, and death results.

**D. ebrositatis**. See *D. tremens*. **D., Febrile**, the delirium of fever. **D. furibundum**, acute mania. **D. of Grandeur**, delirium ambitiosum. **D. mussitans**, low, muttering delirium. **D. nervosum**, the delirium following severe surgical operations, or injuries. **D. palgnosticum**, that in which the patient asserts that he has been before in a place to which he has come for the first time. **D. persecutionis**, that in which the patient imagines himself the object of persecution. **D. potatorum**, synonym of *D. tremens*. **D., Senile**, the delirium of old age; dotage. **D., Toxic**, the delirium caused by poisons. **D. tremens**, the delirium arising from alcoholic poisoning, and usually following some acute sickness, overwork, or the shock consequent upon an injury or surgical operation. It is characterized by constant



tremor, great exhaustion, distressing illusions and hallucinations. **D. vigilans.** See *D. tremens*.

**Delitescence** (*del-it-es'-ens*) [*delitescere*, to lie hid]. The sudden disappearance of inflammation by resolution. Also, the period of incubation of the virus of contagious diseases, such as smallpox, etc.

**Delivery** (*de-liv'-er-e*) [Fr., *délivrer*; *deliberare*, to set free]. Parturition, childbirth. **D., Post-mortem**, the birth of a fetus after the death of the mother, from an accumulation of gases in the uterine cavity.

**Delomorphous** (*del-o-mor'-fus*) [*δῆλος*, conspicuous; *μορφή*, form]. With open or conspicuous form. **D. Cells of Rollet**, collections of large, oval, or angular, well-defined, granular, reticulated, nucleated cells, between the membrana propria and the adelomorphous cells of the fundus glands of the gastric mucous membrane. They are called, also, **Parietal Cells of Heidenhain**, or **Oxyntic Cells of Langley**. The secretory part of the tubes is lined by cells called **Adelomorphous, Central, or Principal Cells**.

**Delore's Operation.** See *Operations, Table of*.

**Delpech's Operations.** See *Operations, Table of*.

**Delphin** (*del'-fin*). Same as *Delphinin*.

**Delphini Oleum** (*del-fi'-ni o'-le-um*) [L.]. The oil of the common porpoise, *Phocaena communis*. It is said to have all the medicinal virtues of cod-liver oil, without the disagreeable qualities of the latter.

**Delphinin** (*del'-fin-in*) [*δελφίνιον*, larkspur],  $C_{24}H_{35}NO_2$ . A poisonous alkaloid from *Staphisagria*. See *Staphisagria*.

**Delphinium** (*del-fin'-e-um*). See *Staphisagria*.

**Delphinoidin** (*del-fin-oid'-in*) [*δελφίνιον*, larkspur; *είδος*, like]. An amorphous alkaloid derived from *Stavesacre*.

**Delphinin** (*del'-fis-in*) [*δελφίνιον*, larkspur],  $C_{24}H_{35}N_2O_3$ . An alkaloid of *Stavesacre* occurring in crystalline tufts.

**Delta** (*del'-tah*) [*δέλτα*, the fourth letter of the Greek alphabet]. The vulva, from its triangular shape. **D. mesoscapulæ**, the triangular area at the root of the spine of the scapula.

**Deltidium** (*del-tid'-e-um*) [the Greek letter Δ, *δέλτα*]. In biology, applied to the triangular space on a brachiopod shell, between the beak and the hinge.

**Deltoid** (*del'-toid*) [*delta*, the Greek letter Δ; *είδος*, likeness]. Having the shape of a delta, or a triangular form, as the **D. Muscle**. See *Muscles, Table of*.

**Delusion** (*de-lu'-zhun*) [*de*, from; *lusus*, play]. A false judgment of objective things, as distinguished from illusion and hallucination. It is the result of an abnormal condition of the brain. A delusion may be systematized or unsystematized, the former being the more serious and met with in the chronically insane.

**Delusional** (*de-lu'-zhun-al*) [*deludere*, to delude]. Of the nature of a delusion; characterized by delusions.

**D. Stupor.** See *Insanity, Confusional*.

**Demarcation** (*de-mark'-a-shun*) [*demarcare*, to set the bounds of]. A line of separation, as between gangrenous and healthy tissue.

**Demarquay's Operation.** See *Operations, Table of*.

**Demembration** (*de-mem-bra'-shun*) [*demembrare*, to deprive of a limb or limbs]. The cutting off of a member; amputation; castration.

**Dement** (*de'-ment*) [*demens*, insane]. An insane person; one who is demented.

**Dementia** (*de-men'-she-ah*) [*de*, out of; *mens*, the mind]. A mild form of insanity marked by imperfect conception, illogical sequence of expression, loss of reflection, and impaired perception. There is partial loss of self-control and self-respect. Dementia is often a final stage of other forms of insanity. It is described under the various forms of *secondary, senile, organic, and alcoholic*. There is a general

atrophy of the brain-substance, with a compensatory thickening of the brain-membranes, and an increase of the fluid of the brain and of the neuroglia.

**Demersal, or Demersed** (*de-mer'-sal, or de-merst'*) [*demersus*, plunge into]. In biology, growing beneath the surface of water, as the eggs of the catfish.

**Demi-** (*dem'-e-*). A Latin prefix denoting one-half.

**Demilune Cells** (*dem'-e-lūn sels*) [*demius*, half; *luna*, moon]. See *Cell*. **D. C. of Adamkiewicz**. A peculiar form of nerve-corpusele lying below the neurilemma of medullated nerve-fibers; it is stained yellow by safranin. **D. C. of Heidenhain**, half-moon shaped bodies lying between the cells and the membrana propria of the alveolus in the salivary glands.

**Demimonstrosity** (*dem-e-mon-stros'-it-e*) [*demi*, half; *monstruosus*, monstrous]. A variety of congenital deformity that does not give rise to appreciable disorder of function.

**Demme, Bacillus and Micrococcus of.** See *Bacteria, Synonymic Table of*.

**Demnia** (*dem'-ne-ah*) [*δῆμιον*, a bed]. In biology, the subgenital cavities found in the *Discomedusæ*; they are also called respiratory cavities, genital cavities, umbrella-cavities of the reproductive organs; *infundibula subgenitalia*.

**Demodex** (*dem'-o-deks*) [*δημός*, fat; *δήξ*, an insect]. A genus of parasitic insects. **D. folliculorum**, a minute parasite found in the sebaceous follicles, particularly of the face. It probably does not produce any symptoms, though in large numbers it may produce acne. See *Comedo*, also *Parasites (Animal)*, *Table of*.

**Demography** (*de-mog'-ra-fe*) [*δήμος*, the people; *γράφειν*, to write]. The science of peoples collectively considered; social science, including that of vital statistics and the consideration of various questions of state medicine.

**De Moivre's Hypothesis.** An hypothesis that the decrements of population are in arithmetical proportion, and that of every 86 persons born, one dies uniformly every year until all are extinct.

**Demonolatry** (*de-mon-ol'-a-ry*) [*δαίμων*, a demon; *λατρεία*, worship]. Insane or delusional worship of devils; the morbid assumption of the character of a witch.

**Demonomania** (*de-mo-no-ma'-ne-ah*) [*δαίμων*, a devil; *μανία*, madness]. A form of madness in which a person imagines himself possessed of a devil.

**Demonomaniac** (*de-mo-no-ma'-ne-ah*) [*δαίμων*, a devil; *μανία*, madness]. One who suffers with demonomania.

**Demonopathy** (*de-mon-op'-a-the*) [*δαίμων*, a demon; *πάθος*, disease]. Same as *Demonomania*.

**Demonstrator** (*dem'-on-sira-tor*) [*demonstrare*, to show]. One who instructs in the practical application of the arts and sciences.

**De Morgan's Operation.** See *Operations, Table of*.

**Demours, Membrane of.** See *Descemet's Membrane*.

**Demulcent** (*de-mul'-sent*) [*demulcere*, to smooth]. 1. Soothing; locally softening and lenitive. 2. Any substance that protects the mucous membranes. It is generally of a mucilaginous nature.

**Demutization** (*de-mu-tiz'-a-shun*) [*de*, not; *mutus*, dumb]. The education of deaf-mutes to speak and to understand spoken language by the movement of the lips, signs, etc.

**Denan's Operation.** See *Operations, Table of*.

**Denarcotized** (*de-nar'-ko-tizd*) [*de*, priv.; *ναρκωτικός*, narcotic]. Having the narcotin removed, as opium.

**Dendrite** (*den'-drit*) [*δένδρον*, a tree]. A protoplasmic process of a nerve-cell.

**Dendritic, or Dendroid** (*den-drit'-ik, or den'-droid*) [*δενδρίτης*; *δενδροειδής*; *δένδρον*, a tree]. Tree-like or arborescent. The arrangement of the structures that

make up the *arbor vitæ* of the cerebellum, or that of the uterus, is dendritic.

**Dendrocelus** (*den-dro-se'-lus*) [*δένδρον*, a tree; *κοιλία*, belly]. In biology, having a branched intestine.

**Dendrodentine** (*aen-dro-den'-tin*) [*δένδρον*, a tree; *dentine*, tooth-tissue]. In biology, a tooth-tissue formed by the blending of the dentine, enamel, and cement of many teeth.

**Dendron** (*den'-dron*) [*δένδρον*, a tree]. Same as *Dendrite*.

**Dendrostyle** (*den'-dro-stil*) [*δένδρον*, tree; *στυλος*, pillar]. In biology, Huxley's term for the stalk of the hydroid stage of certain hydrozoans.

**Dengue** (*deng'-ga*) [West Ind.]. A zymotic disease somewhat resembling remittent fever, but much more severe. It is characterized by racking pain in the head and eyeballs, pain in the back and knees, arthralgia, catarrhal inflammation of those mucous surfaces that are exposed to the air, swollen salivary glands, and measly eruptions. Cf. *Bacteria*, *Synonymatic Table of*.

**Denidation** (*de-ni-da'-shun*) [*de* priv.; *nidus*, a nest]. During involution after pregnancy, the process of disintegration and casting off of the superficial portion of the uterine mucosa.

**Denis's Plasmin**. A precipitate of uncoagulated blood with sodic sulphate, and treated with sodic chlorid.

**Denneth's System**. See *Treatment, Methods of*.

**De novo** (*de no'-vo*) [L.]. Anew.

**Dens** (*denz*) [L.: pl., *Dentes*]. A tooth. See *Teeth*.

**Density** (*den'-sit-e*) [*densitas*, thickness]. Closeness; compactness. In electro-therapeutics, the amount of electricity accumulated on a unit of surface.

**Dent** (*don(g)*) [Fr.]. A tooth.

**Dentagra** (*den-ta'-grah*) [*dens*, a tooth; *ἄγρα*, a seizure].

1. The *Denticeps*, an instrument for extracting teeth; a tooth-forceps. 2. The term is also applied to tooth-ache.

**Dental** (*den'-tal*) [*dens*, a tooth; gen., *Dentis*]. Pertaining to the teeth. **D. Apparatus**, the teeth, together with the alveoli in which they are implanted, and the jaws; also a set of artificial teeth. The instruments and appliances employed in dental operations are likewise so termed. **D. Arches**, arcades dentaires. The arches formed by the teeth when arranged in their sockets in the alveolar borders, or the arch formed by the alveolar process of each jaw. **D. Arteries**, the arteries supplying the teeth. See *Arteries, Table of*. **D. Atrophy**, atrophial dentalis. See *Atrophy of the Teeth*. **D. Bone**, dentine. The osseous part of a tooth. **D. Canals**, the canals that perforate the alveoli, and give passage to the blood-vessels and nerves that enter the teeth at the extremities of their roots. See *Canal*. **D. Caries**, caries of the teeth. **D. Cavity**, *cavitas pulpæ*; *cavum dentis*; antrum dentale. The pulp-cavity. The cavity occupied by the dental pulp in the interior of a tooth. Its shape resembles that of the tooth; it is larger in young persons than in old, and when the teeth suffer great loss of substance, either from mechanical or spontaneous abrasion, it sometimes becomes completely obliterated. See *Abrasion of the Teeth*. **D. Engine**, a machine first introduced in 1870, but since greatly improved, and which has almost wholly superseded the use of hand-burs and drills. It is operated like a dental lathe, and possesses a flexible cable, or an adjustable arm and hand-piece, which afford great facility of movement and adaptation. By means of attachments to the hand-piece, drills can be operated at a right angle with the shaft, at an acute angle, or with a backward inclination of nearly forty-five degrees. Burnishers, discs, etc., are also adapted to these dental engines. **D. Excavator**, an instrument employed for the removal of the decayed part of a tooth, preparatory to the operation of filling. **D. Exostosis**. See

*Exostosis of the Teeth*. **D. File**, a file manufactured for operations on the teeth. See *File, Dental*. **D. Forceps**. See *Forceps for Extracting Teeth*. **D. Glands**. See *Gland*. **D. Groove**, a furrow on the lower border of the upper jaw early in fetal life, in which the teeth are developed. **D. Laboratory**, a room or place where the operations connected with mechanical dentistry are performed. **D. Necrosis**, odontonecrosis. See *Necrosis of the Teeth*. **D. Neuralgia**, a form of neuralgia the immediate exciting cause of which is owing to some disease of the dental pulp. See *Odontalgia*. **D. Organism**, the organism of the teeth; the organic structure of these organs; the vital forces that govern them. **D. Orthopedia**, the art of correcting deformity occasioned by irregularity of the teeth, or other causes. See *Irregularity of the Teeth*. **D. Pathology**, considers the causes and different forms of the various diseases to which the teeth are liable. **D. Periostitis**, *periostitis dentium*. Inflammation of the dental periosteum or periodental membrane. See *Odontalgia*, and *Periodontitis*. **D. Pulp**, a soft, vascular, and highly sensitive substance, of a reddish-gray color, occupying the cavity of a living tooth. It also constitutes the rudiment of a tooth. The dental pulp is the principal blood-supply and nerve-supply of the dentine. **D. Pulp, Destruction of**; there are two methods of destroying the pulp; one by an operation, such as the use of a barbed brooch; the other by the application of some devitalizing agent, as arsenious acid. **D. Ridges**, the projecting borders of the primitive dental groove. **D. Sac**, the sac that encloses the developing tooth in the embryo. **D. Surgeon** (*chirurgien dentiste*), surgeon-dentist, one who devotes himself to the study and treatment of the diseases of the teeth, and their connections, and the adoption of substitutes for them when, by age, accident or disease, they are lost. **D. Therapeutics**, considers the methods and medicaments used in the treatment of diseases of the teeth. **D. tubuli**, the tubes occurring in the structure of the dentine.

**Dentalgia** (*den-tal'-je-ah*) [*dens*, tooth; *ἄλγος*, pain]. Tooth-ache.

**Dentalis lapis** (*den-tal'-lis la'-pis*) [L.]. Salivary calculus; tartar of the teeth.

**Dentaphone** (*den'-taf-ōn*) [*dens*, tooth; *φωνή*, sound]. A modification of the audiphone, *q. v.*, by means of which the sound-waves are transmitted through the bones of the head to the auditory apparatus.

**Dentarpaga** (*den-tar'-pa-gah*) [*dens*, tooth; *ἀρπάγη*, hook]. An instrument for the extraction of teeth.

**Dentate** (*den'-tāt*) [*dens*, a tooth]. In biology, applied to leaves, wings, or other flattened organs that have their margins provided with acute teeth that point directly outward from the margin.

**Dentatum** (*den-tal'-tum*) [L.]. The dentate nucleus of the cerebellum. **D. olivæ**. See *Dentoliva*.

**Dentes** (*den'-tez*) [L., the plural of *dens*]. Teeth. See *Teeth*. **D. acuti**, the incisor teeth. **D. adulti**, the teeth of second dentition. **D. adversi**, the incisor teeth. **D. angulares**, the canine or cuspid teeth, so called, probably, because they are situated at the angles of the alveolar arch, at the corners of the mouth, or from the angular shape of their crowns. **D. bicuspidati**, bicuspid teeth. **D. canini**, the cuspid or canine teeth; so called from their resemblance to the teeth of a dog. **D. cariosi**, carious teeth. **D. columellares**, the molar teeth. **D. cuspidati**, cuspid teeth. **D. exserti** [*exsertere*, to thrust out], teeth that project or are in front of the dental arch, but applied more particularly to the cuspidati. **D. incisores**, incisor teeth. **D. lactei**, the milk, temporary, or deciduous teeth. See *Deciduous Teeth*. **D. molares**,



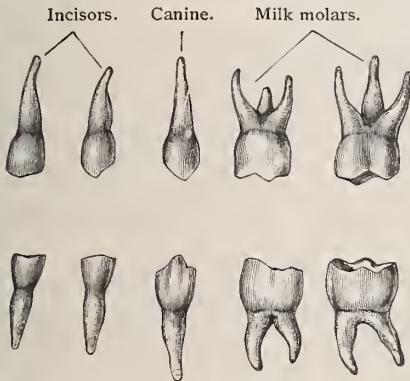
molar teeth. *D. primores*, the incisor teeth; so called because they occupy the front or anterior part of the dental arch. *D. sapientiæ*, the wisdom-teeth. A name given to the third molar tooth of each half of the jaws. *D. tomici* [*tomicus*, cutting], the incisor teeth.

**Denticulate** (*den-tik'-u-lăt*) [*denticulus*, a small tooth]. In biology, having minute dentations. Furnished with small teeth.

**Denticulus** (*den-tik'-u-lus*) [L.]. A little tooth.

**Dentier** (*don(g)-te-a'*) [Fr.]. A French word signifying a base of metal, ivory or any other substance, employed as a support or attachment for artificial teeth. The term is also sometimes applied to a set of artificial teeth.

**Dentification** (*den-tif-ik-a'-shun*) [*dens*, a tooth; *facere*, to make]. The formation of teeth.



THE TEMPORARY TEETH.

The top section of illustration is the upper set, and the bottom section is the lower set.

**Dentiform** (*den'-tif-orm*) [*dens*, a tooth; *forma*, shape]. In biology, tooth-like.

**Dentifrice** (*den'-tif-ris*) [*dens*, tooth; *fricere*, to rub]. A substance used for cleansing the teeth.

**Dentigerous** (*den-tij'-er-us*) [*dens*, a tooth; *gerere*, to carry]. In biology, bearing teeth.

**Dental** (*den'-tin-a'*) [*dens*, a tooth]. Pertaining to or composed of dentine.

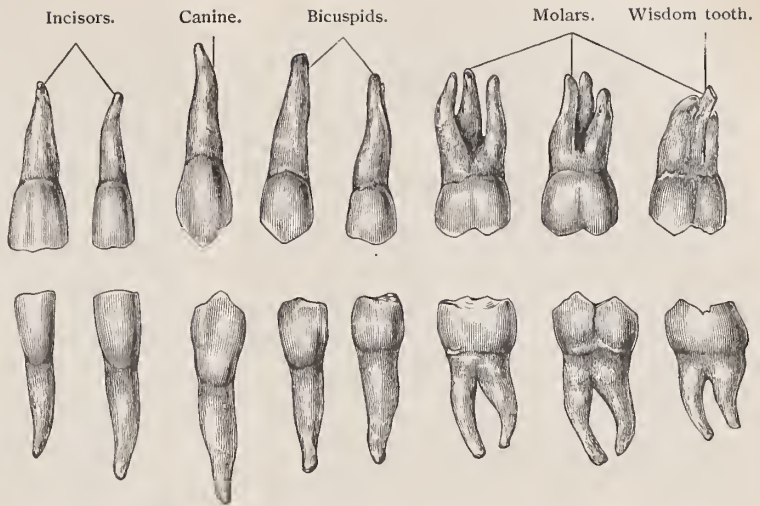
**Dentalgia** (*den-tin-al'-je-ah*) [*dens*, a tooth; *ἀλγος*, pain]. Pain in dentine.

**Dentine** (*den'-tin*) [*dens*, a tooth]. The bony structure of the tooth, lying under the enamel of the crown and the pericementum of the root. *D.*, **Sensitive-ness** of, a hypersensitive condition of the dentine of a tooth, occasioned by distal irritation of the dental fibrils. See *Sensitive Dentine*.

**Dentinitis** (*den-tin-i'-tis*) [*dens*, a tooth; *τις*, inflammation]. Inflammation of the dental fibrils.

**Dentiphone** (*den'-tif-ŏn*) [*dens*, a tooth; *φωνή*, a voice]. A form of audiphone in which the vibrating disc is attached to the teeth.

**Dentist** (*den'-tist*) [*dens*, a tooth]. Dentista; odontiat-er; a dental surgeon. See *Dental Surgeon*.



THE TEETH OF AN ADULT.

The top section of illustration is the upper set, and the bottom is the lower set.

**Dentistry** (*den'-tis-tre*) [*dens*, a tooth]. Odontotechny; odontiatría; odontotherapia; dental surgery, embracing everything pertaining to the treatment and replacement of the loss of the natural teeth.

**Dentitio** (*den-tish'-e-o*) [L.]. Dentition.

**Dentition** (*den-tish'-un*) [*dens*, a tooth]. The cutting or first appearance of the teeth in infancy. Also, the arrangement and evolution of the teeth. Dentition is *primary*, that is, the cutting of the temporary or milk teeth, and *secondary*, or that of the permanent teeth. There are always some vague symptoms associated with the process, such as fretfulness, restlessness, convulsions, diarrhea, painful and swollen gum, which may be relieved by lancing over the protruding tooth.

**Dentium** (*den'-she-un*) [L.: *gen. of Dentii*]. Of the teeth. *D. cavernæ*, the sockets of the teeth. *D. cortex*, the enamel of the teeth. *D. dolor*, pain in the teeth; tooth-ache. *D. nitor*, enamel of the teeth. *D. scalptura*, lancing of the gums. *D. vacillantia*, looseness of the teeth.

**Dentography** (*den-tog'-ra-fe*) [*dens*, a tooth; *γράφη*, a description]. A description of teeth.

**Dentoliva** (*den-tol'-iv-ah*) [*dens*, a tooth; *olíva*, an olive]. Dentatum olivæ; olivary nucleus; a capsule of cinerea within the olivæ of the brain.

**Dentology** (*den-tol'-o-je*) [*dens*, a tooth; *λόγος*, science]. A treatise on the teeth.

**Dentonomy** (*den-ton'-o-me*) [*dens*, a tooth; *νόμος*, a law]. The arrangement of the teeth into classes.

**Dentos** (*den'-tos*) [*dens*, tooth; *os*, bone]. Tooth-bone; tooth-substance.

**Dentification** (*den-trif-ik-a'-shun*) [*dens*, a tooth; *facere*, to make]. The deposition of lime-salts on the enamel and dentine of the teeth.

**Dents** (*dahnt*) [Fr.]. Teeth. *D. bicuspidées*, the bicuspid teeth. *D. coldes*, neck of the teeth. *D. canides*, the canine teeth. *D. de lait*, the milk or temporary teeth. *D. machelures*, the molar teeth. *D. molares*, the molar teeth. *D. multicuspidées*, the large molar teeth. *D. œilleries*, canine teeth.

**Denture** (*den'-chūr*) [*dens*, a tooth]. A complete set of teeth; the whole assemblage of teeth in both jaws.

**Denudate** (*den'-u-dāt*) [*denudare*, to strip]. In biology, lacking covering, as scales, hair, foliage.

- Denuding** (*den-ū'-ding*) [*denudare*, to denude]. A stripping or making bare. **D. of the Teeth**, an affection that consists in the gradual destruction of the enamel of the anterior or labial surfaces of the incisors, 'cuspidati, and sometimes of the bicuspidi; the molars are rarely affected by it.
- Denutrition** (*de-nu-trish'-un*) [*de*, from; *nutriare*, to nourish]. The breaking down or atrophy of tissue arising from lack of nutrition. The opposite of nutrition.
- Deobstruent** (*de-ob'-stru-ent*) [*de*, from; *obstruere*, to obstruct]. A medicine that removes functional obstructions of the body. An aperient.
- Deodand** (*de'-o-dand*) [*deus*, God; *dare*, to give]. A fine formerly imposed on an inanimate thing or animal that had caused the injury or violent death of a person.
- Deodorant** (*de-ōd'-or-ant*) [*de* priv.; *odorare*, to smell]. A substance that removes or corrects offensive odors.
- Deodorizer** (*de-ō'-dor-i-zer*) [*de* priv.; *odorare*, to smell]. A deodorizing agent; a substance that destroys offensive odors.
- Deontology** (*de-on-tol'-o-je*) [δέον, right, binding; λόγος, science]. The science of duty. **D., Medical**, medical ethics.
- Deopillant, or Deopipilative** (*de-op'-il-ant*, or *de-op-pil'-at-iv*) [*de*, from; *opillare*, to stop]. 1. Deobstruent; aperient. 2. An aperient medicine.
- Deorsum** (*de-or'-sum*) [L.]. Downward. **D. vergens**. See *Vergens*.
- Deossification** (*de-os-if-ik-a'-shun*) [*de*, away; *os*, bone; *facere*, to do]. The absorption of bony material; the deprivation of any part of its bony character.
- Deoxidation** (*de-ōks-id-a'-shun*) [*de*, from; *oxidatus*, having oxygen]. In chemistry, the separation of an element or compound from the oxygen held in combination. Reduction.
- Deozonize** (*de-ō'-zōn-iz*) [*de*, from; ὀζειν, to smell]. To deprive of ozone.
- Depauperate** (*de-paw'-per-āt*) [*de*, intensive; *pauper*, poor]. 1. To render poor; to pauperize; to impoverish. 2. Impoverished; ill-nourished; underfed, and under-grown.
- Depilation** (*de-pil'-a-shun*) [*depilatio*, removal of hair]. The removal of hairs.
- Depilator** (*de-pil'-a-tor*) [*depilare*, to remove the hair]. An instrument for pulling out the hair.
- Depilatory** (*de-pil'-at-or-e*) [*de*, from; *pilus*, the hair]. 1. Having the power to remove the hair. 2. A substance used to destroy the hair, usually a caustic alkali.
- Deplethoric** (*de-pleth'-or-ik*) [*de* priv; πληθώρα, plethora]. Marked by absence of plethora.
- Depletion** (*de-ple'-shun*) [*deplere*, to empty]. The process of diminishing the quantity of any tissue or fluid of the body, especially the blood. It may be general or local, the former by venesection and purging, and the latter by leeching, cupping, or scarification.
- Depletive, Depletory** (*de-ple'-tiv*, *de-ple'-tor-e*) [*deplere*, to empty]. 1. Causing or tending toward depletion. 2. A medicine that depletes.
- Deplumation** (*de-plu-ma'-shun*) [*de*, down, off; *pluma*, feather]. The loss of the eyelashes.
- Depolarization** (*de-po-lar-iz-a'-shun*). Destruction of polarity. The neutralization of the opposite poles of a magnet. The neutralization or recombination of light-waves that have been separated by means of a Nicol prism.
- Deposit** (*de-pos'-it*) [*de*, from; *ponere*, to place]. A gathering of particles that have been held in suspension. A gathering of morbid or normal matter in any part of the body. See *Urinary Deposit*.
- Deposition** (*de-po-zish'-un*). See *Couching*.
- Depositive** (*de-pos'-it-iv*) [*deponere*, to lay aside]. Tending to or characterized by a morbid deposit; exudative.
- Depravation** (*dep-rav-a'-shun*) [*depravare*, to vitiate]. A deterioration or morbid change in the secretions, tissues, or functions of the body.
- Depressant** (*de-pres'-ant*) [*deprimere*, to press down]. A medicine that retards or depresses the physiologic action of an organ. A sedative. **D., Cardiac**, one that lowers the action of the heart. **D., Cerebral**, one that arrests the functions of the cerebrum. **D., Motor**, one that lowers the activity of the spinal cord and motor apparatus.
- Depressio** (*de-pres'-e-o*) [L.]. A depressing. **D. cataractæ**. Synonym of *Couching*.
- Depression** (*de-pres'-un*) [*depressio*; *deprimere*, to depress]. In anatomy, a hollow, or fossa. In surgery, displacement inward of the skull, often giving rise to pressure on the brain. **D. and Elevation**, one of the Swedish movements, either excentric or concentric, in which, while the part is being raised or depressed, resistance is made by the patient or operator. **Depressions, Pacchionian**. The depressions on the internal surface of the parietal bone that lodge the Pacchionian bodies.
- Depressor** (*de-pres'-or*) [*deprimere*, to depress]. A name given to a muscle or an instrument that depresses. See *Muscles*, *Table of*. **D. Fibers**. See *Pressor*. **D. of Sims**, an instrument for holding back the vaginal wall during exploration with the speculum. **D., Tongue**, an instrument for depressing the tongue in order to examine the throat.
- Deprimens** (*de-prim-enz*) [L.]. 1. Depressing; pressing down. 2. A depressing muscle. **D. auriculæ**, the retrahens auris muscle. **D. oculi**, the rectus inferior of the eye. See *Muscles*, *Table of*.
- Depurant** (*de-pr'-u-rant*) [*depurare*, to purify]. 1. Purifying; cleansing. 2. A medicine that purifies the animal economy.
- Depurative** (*de-pr'-u-ra-tive*), or **Depuratory** (*de-pr'-u-ra-tor-e*) [*depurare*, to purify]. Purifying or cleansing. **D. Liver**, same as *Anyloid Liver*.
- Depurator** (*de-pr'-u-ra-tor*) [*depurare*, to purify]. Medicine or device for promoting a depuratory process.
- DeR.** A contraction and symbol of the term *Reaction of Degeneration*, q. v.
- Deradelphus** (*der-ad-el'-fus*) [δέρη, neck; ἀδελφός, brother]. A monocephalic dual monstrosity, with fusion of the bodies above the umbilicus, and with four lower extremities, and three or four upper.
- Deradenitis** (*der-ad-en-ī'-tis*) [δέρη, neck; ἀδην, a gland; τισ, inflammation]. Inflammation of the glands of the neck.
- Deradenoncus** (*der-ad-en-onc'-al*) [δέρη, neck; ἀδην, gland; ὄγκος, mass]. A swelling of a gland of the neck; a swollen gland of the neck.
- Deranencephalia** (*der-an-en-sef-a'-le-ah*) [δέρη, neck; ἄν priv.; ἐγκέφαλος, brain]. Teratism marked by absence of the head and brain, the neck being present.
- Derangement** (*de-ran'-ment*). See *Insanity*.
- Derbyshire Neck** (*der'-be-she-neck*). See *Goutier*.
- Dercum's Disease**. Adiposis dolorosa. A disorder characterized by irregular, sometimes symmetric, deposits of fatty masses in various portions of the body, preceded by, or attended with, pain.
- Derencephalia** (*der-en-sef-a'-le-ah*) [δέρη, neck; ἐγκέφαλος, brain]. The condition of being derencephalous; teratic absence of cranium, the vestiges of the brain being enclosed in the cervical vertebrae.
- Derencephalocele** (*der-en-sef'-al-o-sēl*) [δέρη, neck; ἐγκέφαλος, brain; κήλη, tumor]. A protrusion of the



brain through a split in one or more of the cervical vertebrae.

**Derencephalous** (*der-en-sef'-al-us*) [δέρη, neck; ἐγκέφαλος, brain]. Affected with derencephalia; of the nature of derencephalus.

**Derencephalus** (*der-en-sef'-al-us*) [δέρη, neck; ἐγκέφαλος, brain]. A variety of single autositic monsters of the species anencephalus, in which the bones of the cranial vault are rudimentary, the posterior portion of the occiput absent, and the upper cervical vertebrae bifid, the brain resting in them.

**DeRhëim's Plaster.** A celebrated plaster for chilblains, made as follows: Capsicum pods 3j, strong alcohol, 3ij; macerate several days, then add mucilage of acacia 3ij. Stir well and brush over sheets of silk or tissue paper, and apply like court-plaster to the unbroken chilblain.

**Derivant** (*der'-iv-ant*) [*derivare*, to derive]. 1. Derivative; revulsive. 2. A derivative medicine or application.

**Derivate** (*der'-iv-āt*) [*derivare*, to derive]. In chemistry, a substance that is derived from another.

**Derivation** (*der-iv-a'-shun*) [*derivare*, to derive]. 1. Derivative action; the drawing away of a morbid process from one part to another; revulsive treatment. 2. The supposed suction power of the heart, or the effect of that power upon the circulation. **D. Wire**, in an electric battery a wire connecting two points in a closed circuit.

**Derivative** (*de-riv'-at-iv*) [*derivare*, to turn aside a stream]. Diverting or drawing a morbid process from its seat; revulsive.

**Derm.** See *Derma*.

**Derma** (*der'-mah*) [δέρμα, the skin]. The skin. The true skin. See *Cutis*.

**Dermad** (*der'-mad*) [δέρμα, the skin; *ad*, to]. Externally; toward the skin; ectad.

**Dermagra** (*der-ma'-grah*). See *Dermatagra*.

**Dermal** (*der'-mal*) [δέρμα, the skin]. Pertaining to the skin.

**Dermalaxia** (*der-mal-aks'-e-ah*) [δέρμα, skin; μαλαξία, softness]. Morbid softening of the skin.

**Dermalgia** (*der-mal'-je-ah*). See *Dermatalgia*.

**Dermanoplasty** (*der-man'-o-plas-te*) [δέρμα, skin; ἀναπλάσσειν, to form anew]. Skin-transplantation; skin-grafting; a method of plastic surgery, in which a piece of the whole thickness of the skin is entirely removed from one part and transferred to another distant part to fill up a gap.

**Dermanyssus** (*der-man-is'-us*) [δέρμα, skin; νύσσειν, to prick]. A genus of itch-mites. **D. avium** is a species found on birds and sometimes on the human subject.

**Dermapostasis** (*der-map-os'-tas-is*) [δέρμα, skin; ἀπόστασις, a falling away]. Any skin-disease dependent upon some constitutional disorder, and marked by metastatic dermal deposits.

**Dermatagra** (*der-mat-a'-grah*) [δέρμα, skin; ἄγρα, seizure]. See *Pellagra*.

**Dermatalgia** (*der-mat-al'-je-ah*) [δέρμα, skin; ἄλγος, pain]. Neuralgia of the skin. Rheumatism of the skin. Pain in the skin not due to any structural change in it.

**Dermatauxe** (*der-mat-awks'-e*) [δέρμα, skin; αὐξή, augmentation]. Thickening or hypertrophy of the skin.

**Dermatic** (*der-mat'-ik*) [δερματικός, pertaining to the skin]. 1. Relating to the skin. 2. A remedy for diseases of the skin.

**Dermatitis** (*der-mat-i'-tis*) [δέρμα, skin; ιτις, inflammation]. A generic term used to designate an ill-defined and extensive group of symptomatic inflamma-

tions of the skin, characterized clinically by redness, heat, swelling, and pain, and terminating in resolution, suppuration, gangrene, or chronic dermatitis. **D. ambustionis**, the form due to burns and scalds. **D. bulbosa**. See *Epidermolysis*. **D. calorica**. Synonym of *Chilblain*. **D. congelationis**. Same as *Frostbite*. **D. contusiformis**. See *Erythema nodosum*. **D. exfoliativa**, an acute or chronic, general or partial, inflammation of the skin, in which the epidermis is shed more or less freely in large or small scales. See *Pityriasis rubra*. **D. exfoliativa infantum vel neonatorum**, *Ritter's Disease*; a severe form of exfoliative inflammation of the skin, usually unattended by fever, which begins between the second and fifth weeks of life. About 50 per cent. of those attacked succumb to marasmus. **D. gangrænosa**; *Sphacelo-derma*; gangrenous inflammation of the skin. It has been observed in cases of cerebral and spinal disorders, diabetes, etc. It may also be primary in those whose constitutions are depraved. The lesions are at first reddish or purplish erythematous spots, usually on the trunk and extremities; these vesicate, rapidly become gangrenous, and slough; they are attended by fever and constitutional disturbance. Spontaneous recovery generally ensues with scar-formation. **D. gangrænosa infantum**; *Varicella gangrænosa*, *pemphigus gangrænosus*; *rupia escharotica*; a gangrenous eruption following varicella and other pustular eruptions of children. It is a rare condition. If it occur while the varicellar lesions are still present, it begins on the head or upper part of the body, and, instead of the scab being thrown off, ulceration occurs beneath it, and often a pustular border with a red areola is formed, the whole resembling a vaccination-pustule. On separating, a sharp-edged, roundish or oval, conical ulcer remains, deep or shallow. Death may result if the lesions are numerous, and constitutional disturbance is always great. **D. herpetiformis**, an inflammatory skin-disease of an herpetic character, the various lesions showing a tendency to group. It is a protean disease, appearing as erythema, vesicles, blebs, and pustules. Itching and burning are the most marked symptoms. See *Hydroa herpetiforme*. **D., Malignant**, Papillary dermatitis, Paget's disease of the nipple. Carcinoma of the nipple. **D. medicamentosa**, *Drug-eruptions*; inflammatory eruptions upon the skin due to the action of certain drugs taken internally. The most prominent are the following: *Antifebrin* produces a kind of cyanosis; *antipyryn*, an erythema that may be general or partial, but symmetric, affecting the extensor aspects in preference to the flexor, and the limbs more than the trunk; papules, vesicles, and bullæ have been noted; *arsenic* produces an urticarial, erysipelatoid dermatitis of the face and eyelids, a papular rash on the face, neck, and hands, herpes zoster, and in large doses pustular, ulcerative, or gangrenous eruptions; *belladonna*, a diffuse erythematous blush and a scarlatiniform eruption; *boric acid*, an erythema; *borax*, psoriasis, eczema, and erythema; *bromin* and *bromids*, pustular, erythematous, urticarial, bullous, and squamous eruptions; *cannabis indica*, a vesicular eruption; *chlorate of potash*, a fiery, erythematous and papular eruption, and cyanosis; *chloroform*, purpuric spots; *chloral hydrate*, erythema, scarlatiniform, bullous, erysipelatous eruptions; *chloralamid*, scarlatiniform; *chrysarobin*, erythema, vesicles; *cod liver-oil*, vesicular eruption, acne; *copaiba*, erythematous, urticarial, papular eruption; *cubebæ*, papular erythema; *digitalis*, scarlatiniform, papular erythema; *iodin* and *iodids*, pustular, vesicular or bullous, purpuric, erythematous, urticarial; *iodoform*, punctiform, papular and erythematous; *mercury*, erythematous, exfoliative

dermatitis; *morphin*, erythematous; *phosphoric acid*, bullous, purpura; *quinin*, eczema, erythematous, urticarial, purpuric, vesicular, bullous; *resin*, urticaria; *rhubarb*, hemorrhagic and pustular bullæ; *salicylic acid*, erythema, urticaria, bullæ, petechiæ, vesicles, pustules; *santonin*, urticaria; *stramonium*, erythema; *strychnin*, scarlatiniform, pruritus, miliaria; *sulphonal*, erythema, purpura; *tannin*, urticaria; *tar*, erythema, vesicles and bullæ, acne; *terebene*, papular erythema; *tuberculin*, scarlatiniform; *turpentine*, erythema, papules, vesicles. **D. papillaris capillitii**. Same as *D. papillomatosa capillitii*. **D. papillomatosa capillitii**. *Acne keloid*; *Sycosis frambesiformis*; a rare form of chronic skin-disease affecting the nape of the neck and adjacent portion of the skin. The lesions consist of minute red papules, which occasionally suppurate, and are usually traversed by a hair. Ultimately these unite to form extensive, irregular, hard, white, or reddish keloid-looking growths from which a few brush-like bundles of atrophied, firmly adherent hairs protrude. It occurs usually in males of middle age. **D. repens**, a spreading dermatitis, usually following injuries, and probably neuritic, commencing almost exclusively in the upper extremities. **D., Seborrheic**; *Seborrheic eczema*; a form of inflammation of the skin associated with seborrhea of the scalp, due to the direct transference of the same pathogenic organism from the head to the region affected. **D. traumatica**, those inflammatory changes in the skin resulting from traumatism. **D. venenata**, a term embracing all forms of inflammation of the skin produced by external irritating agencies, whether from the animal, vegetable, or mineral kingdom. This includes the dermatitis produced by rhus-poisoning.

**Dermatobia** (*der-mat-o'-be-ah*) [δέρμα, skin; βιοῖν, to live]. A bot-fly of Central America, the eggs of which are not infrequently deposited in the skin and produce a swelling very like an ordinary boil. See *Macaco Worm* and *Parasites (Animal)*, Table of.

**Dermatogen** (*der-mat'-o-jen*) [δέρμα, skin; γέννς, producing]. In biology, the layer of cells, in a young or growing part, that is destined to become epidermis.

**Dermatography** (*der-mat-og'-ra-fē*) [δέρμα, skin; γράφειν, to write]. A description of the skin.

**Dermatoid** (*der'-mat-oid*) [δέρμα, skin; εἶδος, resemblance]. Like or resembling skin.

**Dermatokeras** (*der-mat-o-ker'-as*) [δέρμα, skin; κέρας, a horn]. See *Cornu cutaneum*.

**Dermatol** (*der'-mat-ol*) [δέρμα, skin; C<sub>6</sub>H<sub>5</sub>(OH)<sub>3</sub>·CO<sub>2</sub>Bi(OH)<sub>2</sub>]. The subgallate of bismuth, which appears to be a valuable antiseptic agent. It is especially of service in cutaneous affections or lesions associated with copious secretion. Dose internally in affections of the stomach and intestines, two drams daily. It is valuable as a drying antiseptic for dusting wounds.

**Dermatologist** (*der-mat-ol'-o-jist*) [δέρμα, skin; λόγος, science]. One who is an adept in the treatment of skin-diseases.

**Dermatology** (*der-mat-ol'-o-jē*) [δέρμα, skin; λόγος, science]. The science of the skin, its nature, structure, functions, diseases, and treatment.

**Dermatolysis** (*der-mat-ol'-is-is*) [δέρμα, skin; λύσις, a loosing]. An exaggerated form of *Molluscum fibrosum*, marked by large flaps or folds of hypertrophied skin, their commonest sites being the neck, face, buttocks, and chest. The skin-flaps are often deeply pigmented, thickened, indurated, and warty. Hypertrophy of the bones or other subjacent tissues may also be present.

**Dermatoma** (*der-mat-o'-mah*) [δέρμα, skin; ὄμα, a

tumor: *pl.*, *Dermatomata*]. Any tumor of the skin, or one made up of dermal elements.

**Dermatomalacia** (*der-mat-o-mal-a'-se-ah*) [δέρμα, skin; μαλακία, softness]. Morbid softening of the skin.

**Dermatomelasma** (*der-mat-o-mel-az'-mah*) [δέρμα, skin; μέλασμα, a black color]. Addison's disease.

**Dermatomycosis** (*der-mat-o-mi-ko'-sis*) [δέρμα, skin; μύκης, fungus]. Any skin-disease caused by a parasitic plant-growth.

**Dermatomyoma** (*der-mat-o-mi-o'-mah*) [δέρμα, skin; μῦς, muscle; ὄμα, a tumor: *pl.*, *Dermatomyomata*]. Myoma seated upon or involving the skin.

**Dermatoneurosis** (*der-mat-o-nu-ro'-sis*) [δέρμα, skin; νῆρον, a nerve]. Any neurosis of the skin.

**Dermatonosus** (*der-mat-on'-o-sus*) [δέρμα, skin; νόσος, disease]. Any skin-disease.

**Dermato-pathology** (*der-mat-o-path-ol'-o-jē*) [δέρμα, skin; πάθος, disease; λόγος, science]. The pathology of the skin.

**Dermatopathy** (*der-mat-op'-ath-e*) [δέρμα, skin; πάθος, disease]. Any skin-disease.

**Dermatophony** (*der-mat-off'-o-ne*) [δέρμα, skin; φωνή, sound]. The auscultation of the skin; a process by which, it is alleged, the sound made by the blood in the vessels of the skin can be heard.

**Dermatophyte** (*der'-mat-o-fit*) [δέρμα, skin; φυτόν, a plant]. Any species of fungous vegetation that grows upon the skin.

**Dermatoplasty** (*der'-mat-o-plas-te*) [δέρμα, skin; πλάσσειν, to form]. Plastic surgery of the skin.

**Dermatorrhea** (*der-mat-or-e'-ah*) [δέρμα, skin; ῥοία, a flowing]. An increased secretion from the skin.

**Dermatosclerosis** (*der-mat-o-skle-ro'-sis*). See *Scleroderma*.

**Dermatosis** (*der-mat-o'-sis*) [δέρμα, skin; νόσος, disease: *pl.* *Dermatoses*]. Any disorder or disease of the skin. **D. Kaposi**. Synonym of *Xeroderma pigmentosum*.

**Dermatosome** (*der'-mat-o-sōm*) [δέρμα, skin; σῶμα, body]. A thickening or knot in the equatorial region of each spindle fiber in the process of cell-division.

**Dermatospasm** (*der-mat-o-spas'-mus*) [δέρμα, skin; σπασμός, spasm]. Cutis anserina, or goose-skin.

**Dermatosyphilis** (*der-mat-o-sif'-il-is*) [δέρμα, skin; *Syphilis*, a Latin proper name]. The cutaneous manifestations of syphilis. See *Syphiloderma*.

**Dermatotomy** (*der-mat-ol'-o-me*) [δέρμα, skin; τέμνειν, to cut]. The anatomy or dissection of the skin.

**Dermatozoön** (*der-mat-o-zo'-on*) [δέρμα, skin; ζῷον, an animal: *pl.* *Dermatozoa*]. Any animal parasitic upon the skin.

**Dermen** (*der'-men*) [δέρμα, the skin]. Belonging to the derma itself.

**Dermenchysis** (*der-men'-kis-is*) [δέρμα, skin; ἐγχεσις, a pouring in]. Hypodermatic injection.

**Dermepenthesis** (*der-mēp-en'-thes-is*) [δέρμα, skin; ἐπένθεσις, insertion]. Synonym of skin-grafting.

**Dermexanthesis** (*der-mēks-an-the'-sis*) [δέρμα, skin; ἐξάνθησις, eruption: *pl.* *Dermexantheses*]. Any skin-disease marked by a rash-like eruption.

**Dermic** (*der'-mik*) [δέρμα, the skin]. Relating to the skin.

**Dermocyma** (*der-mo-si'-mah*) [δέρμα, skin; κύμα, the fetus]. A form of double monstrosity in which the parasite is contained within the skin of the host.

**Dermogastric** (*der-mo-gas'-trik*) [δέρμα, skin; γαστήρ, stomach]. In biology, applied to structures having a connection with the skin and the stomach, as dermogastric pores.

**Dermographia** (*der-mo-graf'-e-ah*) [δέρμα, skin; γράφειν, to write]. The condition observed in the so-



- called autographic skin; autographism. See *Urticaria facitilia*.
- Dermographic** (*der-mo-graf'-ik*) [δέρμα, skin; γράφειν, to write]. Affected with dermatographia. **D. pseudo-urticaria**. Same as *Dermographia*.
- Dermographism** (*der-mo-graf'-izm*) [δέρμα, skin; γράφειν, to write]. Autographism. See *Autographic Skin* and *Urticaria facitilia*.
- Dermography** (*der-mos'-ra-fe*) [δέρμα, skin; γράφειν, to write]. Dermographia; dermal autographism.
- Dermohemal** (*der-mo-he'-mal*) [δέρμα, skin; αἷμα, blood]. In biology, applied to parts of the ventral or hemal fins of certain fishes.
- Dermoid** (*der'-moid*). See *Dermatoid*. **D. Cyst**, a teratoma.
- Dermology** (*der-mol'-o-je*). See *Dermatology*.
- Dermoneural** (*der-mo-nu'-ral*) [δέρμα, skin; νῆρον, nerve]. In biology, applied to parts of the dorsal or neural fins of certain fishes.
- Dermoneurosis** (*der-mo-nu-ro'-sis*). See *Dermatoneurosis*.
- Dermoplasty** (*der'-mo-plas-te*) [δέρμα, skin; πλάσσειν, to form]. Restoration of skin; skin-grafting.
- Dermorhynchous** (*der-mo-ring'-kus*) [δέρμα, skin; ῥίγχος, snout]. In biology, having a bill or beak covered with skin, as the duck.
- Dermorrhagia** (*der-mor-a'-je-ah*) [δέρμα, skin; ῥήγνυναι, to break forth]. Hemorrhage from the skin; bloody sweat; hematidrosis.
- Dermosclerite** (*der-mo-skle'-rit*) [δέρμα, skin; σκληρός, hard]. In biology, one of the spicular masses found in certain actinozoans.
- Dermoskeleton** (*der-mo-skel'-et-un*) [δέρμα, skin; σκελετόν, a skeleton]. The exoskeleton of invertebrates; the skin and its appendages.
- Dermo-syphilopathy** (*der-mo-sif-il-op'-a-the*) [δέρμα, skin; syphilis; πάθος, affection]. A syphilitic skin-disease.
- Dermotomy** (*der-mot'-o-me*). See *Dermatotomy*.
- Derodidymus** (*der-o-did'-im-us*) [δέρη, neck; διδυμος, double]. A syssomic monstrosity with a single body, two necks and heads, two upper and lower extremities, with other rudimentary limbs occasionally present.
- Derospasmus** (*der-o-spaz'-mus*) [δέρη, neck; σπασμός, spasm]. Spasm or cramp in the neck.
- Dertrotheca** (*der-tro-the'-kah*) [δέρτρον, a vulture's beak; θήκη, a sheath]. In biology, the skin of the *dertrum* or tip of the upper mandible in certain birds.
- Dertrum** (*der'-trum*) [δέρτρον, a beak]. See *Dertrotheca*.
- De Salle, Line of**. See *Lines, Table of*.
- Desanimania** (*des-an-im-a'-ne-ah*) [*des* (dis) priv.; animus, mind; μανία, mania]. Mindless insanity; amentia.
- Desault's Apparatus or Bandage**. See *Bandage*.
- D. Operations**. See *Operations, Table of*.
- Desbassins' Test**. Same as *Richmont's Test*. See *Tests, Table of*.
- D. Splint**. See *Splint*.
- Descemet's Membrane**. The internal or posterior lining membrane of the cornea. Also called the *Membrane of Demours*.
- Descemetitis** (*des-em-et-i'-tis*) [*Descemet*; ιτις, inflammation]. Inflammation of Descemet's membrane.
- Descemetocoele** (*des-em-et'-o-sēl*) [*Descemet*; κήλη, hernia]. Hernia of Descemet's membrane.
- Descendens** (*de-sen'-dens*) [*descendere*, to go down]. Downward. **D. noni**, a branch of the hypoglossal nerve. See *Nerves, Table of*.
- Descent** (*de-sen'*) [*descensus*, a going down]. The act of going down; downward motion. **D. Stage of Labor**, one of the stages in labor, consisting in the entrance of the fetal head into the pelvis. **D. of**
- Testicle**. See *Testicle*. **D. of Womb**. See *Pro-lapsus*.
- Deschamps' Angle**. See *Angle*.
- Deshler's Salve**. The compound resin cerate of the pharmacopeia.
- Desiccant** (*des'-ik-ant*) [*desiccare*, to dry up]. 1. Causing desiccation; drying. 2. A drying medicine or application.
- Desiccation** (*des-ik-a'-shun*) [*desiccare*, to dry up]. The process of removing moisture from solids and organic tissues.
- Desiccative** (*des'-ik-a-tiv*) [*desiccare*, to dry up]. 1. Drying; desiccant. 2. A medicine or application having the property of drying moist tissues, ulcers and running sores.
- Desma** (*des'-mah*) [δέσμα, a band]. In biology, a term applied to irregular sponge-spicules.
- Desmachyme** (*des'-mah-kim*) [δέσμα, a band; χυμός, juice]. In biology, the connective tissue of sponge.
- Desmacyte** (*des'-mah-sit*) [δέσμα, a band; κύτος, a cell]. In biology, one of the connective-tissue cells of a sponge.
- Desmarres' Operations**. See *Operations, Table of*.
- Desmitis** (*des-mi'-tis*) [δεσμός, ligament]. Inflammation of a ligament.
- Desmobacterium** (*des-mo-bak-te'-re-un*) [δεσμός, band; βακτήριον, a small staff: *pl. Desmobacteria*]. A group of microbes, so-called by Cohn, corresponding to the genus *Bacillus* of Klein.
- Desmodactylous** (*des-mo-dak'-til-us*) [δεσμός, a band; δάκτυλος, a finger or toe]. In biology, having the flexor tendons of the toes united.
- Desmodynia** (*des-mo-din'-e-ah*) [δεσμός, a band; ὀδύνη, pain]. Pain in a ligament.
- Desmognathism** (*des-mog'-na-thizm*) [δεσμός, a band; γνάθος, jaw]. Union of the maxillo-palatine bones across the middle line; normal in certain birds, as hawks, ducks, etc.
- Desmognathous** (*des-mog'-na-thus*) [δεσμός, a band; γνάθος, a jaw]. In biology, applied to birds of the "bound palate" type, in which the vomer is small or absent, the maxillo-palatines united, and the palatines and pterygoids articulate directly with the sphenoid.
- Desmography** (*des-mog'-ra-fe*) [δεσμός, a ligament; γράφειν, to write]. The description of the ligaments.
- Desmoid** (*des'-moid*) [δέσμη, a bundle; εἶδος, likeness]. Like a small bundle. **D. Carcinoma**. Synonym of *Hodgkin's Disease*.
- Desmoma** (*des-mo'-mah*) [δεσμός, a band: *pl., Desmomata*]. A connective-tissue tumor.
- Desmoneoplasma** (*des-mo-ne-o-plaz'-mah*) [δεσμός, band; νέος, new; πλάσμα, plasma: *pl., Desmoneoplas-mata*]. Any neoplasm made up of connective tissue.
- Desmopathy** (*des-mop'-a-the*) [δεσμός, a band; πάθος, disease]. Any disease of a ligament.
- Desmopelmous** (*des-mo-pel'-mus*) [δέσμα, a band; πέλμα, the sole of the foot]. In biology applied to such birds as have the plantar tendons bound together.
- Desmosis** (*des-mo'-sis*) [δεσμός, a band: *pl., Desmoses*]. Any disease of connective tissue, especially of the connective tissue of the skin.
- Desmotomy** (*des-mot'-o-me*) [δεσμός, band; τομή, section]. The dissection and anatomy of the ligaments; surgical cutting of a ligament.
- Desmotrophy** (*des-mot'-ro-fe*) [δεσμός, a band; τρέφειν, to turn]. Tautomerism.
- Desoxalic Acid** (*des-oks-al'-ik*). See *Acid*.
- Desprez' Operation**. See *Operations, Table of*.
- Despumation** (*des-pu-ma'-shun*) [*despumare*, to skim froth]. The purification of a liquid by removal of the scum or froth: also the formation of froth; purification; clarification in general.

- Desquamation** (*des-kvam-a'-shun*) [*desquamare*, to scale off]. The exfoliation or falling off of the cuticle in scales. It is bran-like after measles; in layers after scarlet fever.
- Desquamative** (*des-kvam'-at-iv*) [*desquamare*, to scale off]. Characterized by desquamation.
- Destructive** (*de-struk'-tiv*) [*destructivus*, destroying]. Hurtful; tending to destroy. **D. Distillation.** See *Distillation*.
- Desudation** (*des-u-da'-shun*) [*desudatio*; *de*, away; *sudare*, to sweat]. 1. Excessive or morbidly profuse sweating. 2. Sudamina.
- Desudatory** (*de-su'-dat-or-e*) [*desudatio*, a sweating]. A sweating-bath.
- Detergent** (*de-ter'-jent*) [*detergere*, to cleanse]. 1. Purifying; cleansing; ablent. 2. A drug, compound, or solution used for cleansing wounds, ulcers, etc.
- Determinant or Determining Part** (*de-ter'-min-ant*) [*determinare*, to limit]. Weismann's name for one of the particles of germ-plasm corresponding to a group of *biophors*; a primary constituent of a cell or group of cells.
- Determinate** (*de-ter'-min-āt*) [*determinare*, to limit]. 1. Applied in botany to an inflorescence in which the blossoming takes place centrifugally, the blossoms being from terminal and not from axillary buds. 2. Weismann's name for one of the cells or groups of cells that are independently variable from the germ onward. They are also called *hereditary parts*.
- Determination** (*de-ter-min-a'-shun*) [*determinatio*, a directing]. The direction or tendency to or toward a part or an organ, as of blood to the head.
- Determinism** (*de-ter'-min-izm*) [*determinare*, to limit, prescribe]. In biology, a term introduced by Claude Bernard to indicate the fatality of the reproduction of phenomena under similar conditions, as seen in Experimental Science.
- Detersion** (*de-ter'-shun*) [*detergere*, to cleanse]. The action of a detergent; a cleansing.
- Detersive** (*de-ter'-siv*). Same as *Detergent*.
- Detmold's Method.** See *Treatment, Methods of*.
- Detrition** (*de-trish'-un*) [*deterere*, to wear off]. The act of wearing or wasting of an organ or part, especially the teeth.
- Detritus** (*de-trit-us*) [*deterere*, to wear off]. The waste matter resulting from any wearing away, or from a destructive process.
- Detumescence** (*de-tu-mes'-ens*) [*detumescentia*, a subsidence of a tumor]. The subsidence of any swelling.
- Deutencephalon** (*dūt-en-sef'-al-on*). See *Diencephalon*.
- Deuteria** (*du-te'-re-ah*) [δευτέρια]. The secundines.
- Deutero-albumose** (*du-ter-o-al'-bu-mōs*). See *Albumose*.
- Deutero-elastose** (*du-ter-o-e-las'-tōs*) [δευτέρος, second; ἐλαστικός, elastic]. Elastin-peptone; one of the products of the digestion of elastin. It is not precipitable by saturation with sodium chlorid.
- Deuteropathy** (*du-ter-op'-a-thē*) [δευτέρος, second; πάθος, a disease]. A disease that is secondary to another.
- Deuteropin** (*du-ter-o'-pin*) [δευτέρος, second; ὀπιον, opium],  $C_{20}H_{21}NO_5$ . An alkaloid of opium.
- Deutoplasm, or Deutoplasm** (*du-ter-o'-plazm*, or *dū-to-plazm*) [δευτέρος, second; πλάσμα, formed material]. The food-yolk of an egg; a mass of granules of proteid and fatty matter occurring in the ovum.
- Deuteroscopy** (*du-ter-os'-ko-pe*) [δευτέρος, second; σκοπεῖν, to view]. Synonym of *Clairvoyance*.
- Deutrostoma** (*du-ter-os'-to-mah*) [δευτέρος, second; στόμα, mouth]. In biology, a secondary blastopore.
- Deuterozoöid** (*du-ter-o-zo'-oid*) [δευτέρος, second; ζῶον, an animal; εἶδος, likeness]. In biology, a secondary zoöid, developed by budding.
- Deuthyalosome** (*du-thi-al'-o-sōm*) [δευτέρος, second; ὑάλος, glass, crystal; σῶμα, body]. The remains of the germinal vesicle after the polar bodies have been extruded, formed by the union of portions of the chromatic stars or discs with portions of the prothyalosome.
- Deutoleucite** (*du-to-lu'-sit*) [δευτέρος, second; λεῖκος, the yolk of an egg]. In biology, a term applied by Salensky to the nutritive vitellus of the eggs of sturgeons; it is homologous to the secondary vitellus (Nebendotter) of osseous fishes. Cf. *Protoleucyte*.
- Deutomala** (*du-to-ma'-lah*) [δευτέρος, second; mala, jaw]. In biology, a term applied by A. S. Packard, Jr., to the second pair of mouth-appendages of the Myriopoda, formerly called *labium*, but really homologous with the first maxillae of insects.
- Deutomerite** (*du-tom'-er-it*) [δευτέρος, second; μέρος, a part]. In biology, the posterior segment of a two-celled organism, as a gregarine, the anterior cell being called the *protomerite*, *q. v.*
- Deutoscolex** (*du-to-sko'-leks*) [δευτέρος, second; σκώληξ, worm]. In biology, applied to secondary or daughter-cysts or bladder-worms that are derived from a scolex or primary bladder-worm.
- Deutospermoblast** (*du-to-sper'-mo-blast*) [δευτέρος, second; σπέρμα, sperm; βλαστός, germ]. Any one of the cells produced by the division of a protospermoblast.
- Deutoxid** (*du-toks'-id*) [δευτέρος, second; ὄξύς, sharp]. See *Dioxid*.
- Devalgate** (*de-val'-gāt*) [*de*, intensive; *valgus*, bowleg]. Bowlegged or bandy-legged.
- Development** (*de-vel'-op-ment*) [Fr., *developper*, to unfold]. The sequence of organic changes, by which the fertilized ovum becomes the mature animal or plant.
- Deventer's Diameter.** The oblique diameter of the pelvis. **D.'s Method.** See *Treatment, Methods of*.
- Devergie's Disease.** See *Diseases, Table of*.
- Deviation** (*de-ve-a'-shun*) [*deviare*, to deviate]. Turning from a regular course, standard, or position. **D., Conjugate**, the forced and persistent turning of eyes and head toward one side, observed with some lesions of the cerebrum. **D., Primary**, the deviation of the weaker eye from that position that would make its visual line pass through the object-point of the healthy eye. **D., Secondary**, the deviation of the healthy eye from that position that would make its visual line pass through the object-point of the weaker eye. **D. of Teeth**, a faulty direction or position of one or more teeth.
- Devitalization** (*de-vi-tal-iz-a'-shun*) [*de* priv.; *vita*, life]. Depriving of life or vitality. **D. of Dental Pulp.** See *Dental Pulp, Devitalization of*.
- Devitalize** (*de-vi'-tal-iz*) [*de*, from; *vita*, life]. To destroy vitality, as that of living tissue.
- Devonshire Colic** (*dev'-on-shēr kol'-ik*). See *Lead Colic*.
- De Vries' Theory of "Intracellular Pangenesis."** See *Heredity*.
- Devys' Operation.** See *Operations, Table of*.
- Dew's Method.** See *Artificial Respiration*.
- Dew** (*du*) [AS., *deāw*, dew]. The water deposited during the night from the atmosphere by the process of condensation. **D.-claw**, the aborted hallux of a domestic dog, or the false hoof of an ungulate. **D.-point**, the point at which the air cannot take up more vapor at the existing temperature, or loses a portion of its vapor by condensation if the temperature be but slightly reduced.



**DeWecker's Operations.** See *Operations, Table of.*  
**Deweese's Carminative.** See *Asafetida.*

**Dewlap** (*du'-lap*) [ME., *dewlappe*, a loose, hanging piece]. The pendulous longitudinal fold of skin seen under the throat of most bovine animals and of some dogs; the wattle of a turkey; colloquially, the similar fold seen occasionally under the chin of old persons.

**Dexicardia** (*deks-e-kar'-de-ah*). See *Dextiocardia* and *Dextrocardia.*

**Dextiocardia** (*deks-e-o-kar'-de-ah*) [δεξιός, on the right; καρδία, the heart]. Transposition of the heart to the right side of the thorax.

**Dexter** (*deks'-ter*) [L.]. Right; upon the right side.

**Dextrad** (*deks'-trad*) [*dexter*, right; *ad*, to]. Toward the right side. See *Position and Direction, Table of.*

**Dextral** (*deks'-tral*) [*dexter*, right]. Pertaining to the right side; right-handed. See *Position and Direction, Table of.*

**Dextran** (*deks'-tran*) [*dexter*, right],  $C_6H_{10}O_5$ . A stringy, gummy substance formed in milk by the action of cocci, and occurring in unripe beet-root.

**Dextren** (*deks'-tren*) [*dexter*, right]. Belonging to the dextral side in itself.

**Dextrin** (*deks'-trin*) [*dexter*, right],  $C_6H_{10}O_5$ . The soluble or gummy matter into which starch is converted by diastase or by certain acids. It is white, insipid, odorless, and is remarkable for the extent to which it turns the plane of polarization to the right hand, whence its name. See *Carbohydrates, Table of.*

**Dextrins** (*deks'-trinz*) [*dexter*, right]. Gummy amorphous masses, readily soluble in water and precipitated by alcohol. Their aqueous solutions are dextro-rotatory, hence their name. They do not reduce Fehling's solution, even on boiling, and are incapable of direct fermentation; in the presence of diastase, however, they can be fermented by yeast.

**Dextrocardia** (*deks-tro-kar'-de-ah*) [*dexter*, right; καρδία, heart]. A congenital condition in which the heart is situated on the right side of the thorax; either alone or as a part of a general transposition of the viscera. See *Dextiocardia.*

**Dextro-compound** (*deks-tro-com'-pound*) [*dexter*, right; *componere*, to set together]. In chemistry, a compound body that causes a ray of polarized light to rotate to the right. Dextrin, malic acid, and cinchonin are dextro-compounds.

**Dextrogyrate** (*deks-tro-jit'-rāt*). Same as *Dextro-rotatory.*

**Dextrolichenin** (*deks-tro-li'-ken-in*) [*dexter*, right; λειχήν, a lichen]. A form of lichenin readily distinguished from normal lichenin in being colored blue by iodine, while lichenin is not.

**Dextro-rotatory** (*deks-tro-ro'-tat-or-e*) [*dexter*, right; *rotare*, to whirl]. Causing to turn toward the right hand, as a dextro-rotatory crystal.

**Dextrose** (*deks'-trōs*) [*dexter*, right],  $C_6H_{12}O_6$ . Grape-sugar. A sugar belonging to the glucose-group, that crystallizes from aqueous solution with  $H_2O$  in nodular masses of six-sided scales. It is readily soluble in water and alcohol, has a taste less sweet than ordinary cane-sugar, and directly reduces an alkaline copper-solution. It is dextro-rotatory to polarized light. It is found in most sweet fruits, and in large amount in diabetic urine. See *Sugar and Glucose.*

**Dextro-sinistral** (*deks-tro-sin-is'-tral*) [*dexter*, right; *sinister*, left]. Extending from right to left.

**Dextroversion** (*deks-tro-ver'-shun*) [*dexter*, right; *vertere*, to turn]. Version to the right side, as when the fundus of the uterus is tilted dextrally; dextral latero-version.

**Dezeanneau's Operation.** See *Operations, Table of.*

**Dhobie's Itch.** An Indian name for Ringworm of the body.

**Diabetes** (*di-ab-e'-lēz*) [διαβήτης: διά, through; βαίνειν, to go]. The habitual excessive discharge of urine; used alone the term often designates *D. mellitus*. **D., Artificial**, that form produced in the physiologic laboratory by puncturing the floor of the fourth ventricle of the brain. **D., Cerebral**, diabetes in which *cerebrose* appears in the urine in place of the ordinary form of glucose or liver-sugar. It indicates a cerebral lesion. **D., English**. Synonym of *D. mellitus*. **D., Fat**, a variety in which there is a tendency to obesity. **D. insipidus**, *polyuria*, a disease characterized by the excessive secretion of a urine of low specific gravity, associated with a marked degree of thirst, but without the presence of glycosuria. The urine is pale, almost colorless, and with a specific gravity but slightly above that of water, and may be voided in considerable quantities, even as much as fifty pints in a day. Many of the cases progressively emaciate and finally die of exhaustion. There is frequently found some lesion of the central nervous system, as a cerebral tumor; or the disease may be due to some lesion of the vaso-motor system of nerves. It is most frequent in males, and usually occurs between the ages of five and thirty years. **D., Lean**, a variety in which emaciation is marked. **D. mellitus**, *glycosuria*, a disease of the metabolic functions of the system, without gross or clearly defined anatomic lesions, manifesting itself by glycosuria, polyuria, thirst, and progressive loss of flesh and strength, with a tendency to a fatal termination. The onset is generally insidious. The urine is not so excessive as in simple polyuria, but may be as much as thirty pints in twenty-four hours. It contains glucose or grape-sugar, varying in quantity from two to five per cent., but occasionally reaching as high as ten or twelve per cent. The specific gravity is increased to between 1040 and 1060 though it may be as low as 1010; the quantity of urea is increased; in some cases there is an excess of the phosphates of the urine, and these cases have been termed "*phosphatic diabetes*." The reaction of the urine is slightly acid; the smell sweetish. The emaciation is very marked and rapid, and persists notwithstanding the fact that the appetite is ravenous and the patient consumes an enormous quantity of food. Toward the end of the disease there is a failure of the mental faculties. Among the complications of diabetes may be mentioned a tuberculous variety of pneumonia, eczema and pruritus of the skin, gangrene of the toes, albuminuria, opacity of the crystalline lens, coma, and cardiac failure. *Coma* occurs most frequently in the young, and is characterized by an extreme degree of dyspnea both of inspiration and of expiration; it has been called "*air hunger*," by Kussmaul. No appreciable cause for the dyspnea can be found. As regards the morbid anatomy of diabetes no lesion has as yet been found. The disease occurs most commonly in young males, and in those of the gouty and neurotic diatheses. Exposure to cold, mental strain, injuries of the cerebrum, and the excessive use of starchy and saccharine foods, are given as exciting causes. **D., Mosler's**, polyuria due to the presence of too much inosit in the blood. **D., Non-saccharine**. Synonym of *D. insipidus*. **D., Pancreatic**, a variety of glycosuria associated with and probably dependent upon disease of the pancreas. **D., Phloretin**, that form produced in animals by the administration of phloretin. **D., Phloridzin**, that following the administration of phloridzin. **D., Phos-**

- phatic. See *D. mellitus*. **D.**, **Saccharine**. See *D. mellitus*. **D.**, **True**. Synonym of *D. mellitus*.
- Diabetic** (*di-ab-et'-ik*) [*διά*, through; *βαίνειν*, to go].  
 1. Pertaining or belonging to diabetes. 2. A person suffering from diabetes. **D. Cataract**, an opacity of the crystalline lens sometimes found in association with and thought to be a complication of diabetes. **D. Coma**. See *Diabetes mellitus*. **D. Gangrene**. See *Sphaceloderma*. **D. Sugar**,  $C_6H_{12}O_6$ , a form of glucose, present in the urine of diabetes mellitus. It is identical with grape-sugar. **D. Tabes**, a peripheral neuritis occurring in diabetic patients, characterized by lightning-pains in the legs, loss of knee-jerk, and a loss of power in the extensors of the feet. The gait is the characteristic *steppage*.
- Diabetin** (*di-ab-el'-tin*) [*διά*, through; *βαίνειν*, to go]. The trademarked name for levulose, which is recommended as an innocuous and palatable sugar, and nourishing substance for diabetics. It is a white granular mass, soluble in water, and has a pure sweet taste.
- Diabetometer** (*di-ab-e-tom'-et-er*) [*διαβήτης*, diabetes; *μέτρον*, a measure]. A polariscope for ascertaining the proportion of sugar in diabetical urine.
- Diaboleptic** (*di-ab-o-lep'-tik*) [*διάβολος*, devil; *λαμβάνειν*, to seize]. An insane or deluded person who professes to have supernatural communications.
- Diabrotic** (*di-ab-rot'-ik*) [*διαβρωτικός*; *διά*, through; *βιβρώσκειν*, to eat]. 1. Corrosive. 2. A corrosive substance.
- Diacatholicon** (*di-ak-ath-ol'-ik-on*) [*διά*, through; *καθολικός*, universal]. Formerly, a purgative compound.
- Diacaustic** (*di-ak-aw-s'-tik*) [*διά*, through; *καυστικός*, caustic]. A double convex cauterizing lens.
- Diacetele, Diacœle** (*di'-as-el*) [*διά*, between; *κοίλη*, a hollow]. A term for the third ventricle or cavity of the diencephalon or interbrain. Its walls are the thalami; its floor the tuber and diaterma.
- Diacetic Acid** (*di-as-el'-tik*). See *Acid*.
- Diacetin** (*di-as'-et-in*) [*di*, two; *acidum*, acid],  $C_3H_5(OH)(C_2H_3O_2)_2$ . A liquid derivative of glycerin, with a bitter taste. It is also called *acetidin*.
- Diacteturia** (*di-as-et-ul'-re-ak*) [*di*, two; *acidum*, acid; *οὖρον*, urine]. The presence of diacetic acid in the urine; it is a precursor of diabetical coma.
- Diachorema** (*di-ak-o-re'-mah*) [*διαχώρημα*, excrement]. Fecal matter; excrement.
- Diachoresis** (*di-ak-o-re'-sis*) [*διαχώρησις*, a passing through]. Excretion or passage of feces.
- Diachoretic** (*di-ak-o-ret'-ik*) [*διαχωρητικός*; *διαχωρέειν*, to go through]. Laxative; aperient.
- Diachylon** (*di-ak'-il-on*) [*διά*, through; *χυλός*, juice]. Formerly any emollient plaster composed of the juices of herbs. **D. Plaster or Ointment**. See *Plumbum*.
- Diacid** (*di-as'-id*) [*di*, two; *acidus*, acid]. In chemistry, having an acidity of two; said of an acid or salt.
- Diaclasis** (*di-ak'-las-is*) [*διακλάσις*, a breaking in two]. Refraction. A breaking.
- Diaclast** (*di'-ak-last*) [*διακλάειν*, to break apart]. An instrument for penetrating and breaking up the fetal head in craniotomy.
- Diaclastic** (*di-ak-las'-tik*) [*διακλάειν*, to break apart]. Pertaining to diaclasis. **D. Amputation**. See *Maissonneuve's Amputation*, in *Operations*, *Table of*.
- Diadcodion** (*di-ak-o-de'-on*), or **Diadodium** (*di-ak-o-de'-um*) [*διά*, through; *κωδεῖων*, of poppy-heads]. Syrup of poppies or of opium.
- Diacœle** (*di-as-el'-le*), or **Diacœlia** (*di-as-el'-le-ah*). See *Diacetele*.
- Diacepe** (*di-ak'-o-pe*) [*διά*, through; *κοπή*, a cut]. A deep, incised wound, especially of the head or skull; a lengthwise fracture or cut, as of a bone.
- Diacrisis** (*di-ak'-ris-is*) [*διά*, a part; *κρίνειν*, to separate or secrete; *pl.*, *Diacrises*]. 1. A critical discharge. 2. A change or disorder in a secretion. 3. Any disease marked by altered secretions.
- Diacritic, or Diacritical** (*di-ak-rit'-ik*, *di-ak-rit'-ik-al*) [*διάκρισις*, a separating]. Diagnostic.
- Diactine** (*di-ak'-tin*) [*δῖς*, two; *ἄκτις*, a ray]. In biology, having two rays.
- Diad** (*di'-ad*). See *Quantivalence*.
- Diadelphous** (*di-ad-el'-fus*) [*δῖς*, two; *ἀδελφός*, brother]. In botany, applied to stamens that are arranged in two sets or brotherhoods.
- Diaderm** (*di'-a-derm*) [*δῖς*, two; *δέρμα*, skin]. In biology, a general term proposed by Minot for that essential differentiation of the segmenting ovum, characterized by the formation of two plates of cells, differing in character, joined at their edges and surrounding a segmentation-cavity; the two plates or lamina are the two primitive germ-layers, the ectoderm and entoderm.
- Diadermatic, Diadermic** (*di-ad-er-mat'-ik*, *di-ad-er'-mík*) [*διά*, through; *δέρμα*, skin]. Administered through the skin. Cf. *Hypodermatic*.
- Diadexis** (*di-ad-ek'-sis*) [*διάδεξις*, metastasis]. Metastasis of a disease, with a change of its character; change in the seat and nature of a disease.
- Diæresis** (*di-er'-es-is*). See *Dieresis*.
- Diageotropic** (*di-aj-e-o-trop'-ik*) [*διά*, through; *γῆ*, the earth; *τρέπειν*, to turn]. In biology, growing at right angles to the direction of gravitation.
- Diagnose** (*di-ag-nōs'*). See *Diagnosticate*.
- Diagnosis** (*di-ag-no'-sis*) [*διά*, apart; *γνώσις*, knowledge]. The distinguishing, fixation, or interpretation of a disease from its symptoms. **D.**, **Differential**, the qualitative distinguishing between two diseases of similar character, by comparative symptoms. **D.**, **Direct**, the recognition of a disease from the existence of one or more signs or symptoms, independently of or in relation with other symptoms, or with age, sex, physical and mental characteristics, residence or occupation, or with the family history. **D. by Exclusion**, the recognition of a disease by excluding all other known conditions. **D.**, **Physical**, the application of physical methods to the study of disease.
- Diagnostic** (*di-ag-nos'-tik*) [*διά*, apart; *γνώσις*, knowledge]. Determining or confirming a diagnosis; serving as sufficient evidence in a diagnosis. **D. Incision**, an incision (as through the abdominal wall) made for diagnostic purposes.
- Diagnosticate** (*di-ag-nos'-tik-at*) [*διά*, apart; *γνώσις*, knowledge]. To make a diagnosis.
- Diagnostician** (*di-ag-nos-tish'-an*) [*διά*, through; *γνώσις*, knowledge]. One skilled in making diagnoses.
- Diagometer** (*di-ag-om'-et-er*) [*διαγωγή*, transmission; *μέτρον*, a measure]. An instrument for measuring the electric conductivity of bodies.
- Diagraph** (*di'-ag-raf*) [*διά*, thoroughly; *γράφειν*, to record]. An apparatus for recording the outlines of crania.
- Diaheliotropic** (*di-a-he-le-o-trop'-ik*) [*διά*, through; *ἥλιος*, the sun; *τροπή*, a turning]. In biology, having a tendency to grow at right angles to the direction of the light.
- Dialdan** (*di-al'-dan*) [*di*, two; *aldehyd*],  $C_8H_{14}O_3$ . A chemic compound prepared by allowing the mixture of aldehyd and HCl used for the preparation of aldol, to stand for some time; it melts at 139° C.
- Dialysate** (*di-al'-is-at*) [*διά*, through; *λύνειν*, to loose]. A substance that has been acted upon by dialysis.
- Dialysis** (*di-al'-is-is*) [*διά*, through; *λύνειν*, to loose]. The operation of separating crystalline from colloidal



substances by means of a porous diaphragm, the former passing through the diaphragm into the pure water upon which the dialyzer rests.

**Dialyzed** (*di'-al-izd*) [*διά*, through; *λύειν*, to loose]. Prepared, acted upon, or separated, by dialysis.

**Dialyzer** (*di'-al-iz-er*) [*διά*, through; *λύειν*, to loose]. An apparatus for effecting dialysis; also the septum, or diaphragm of such an apparatus.

**Diamagnetic Bodies** (*di-a-mag-net'-ik bod'-ez*). Bodies not susceptible of being magnetized.

**Diamagnetism** (*di-a-mag'-net-izm*) [*διά*, across; *μάγνης*, magnet]. The east-and-west orientation of certain substances, notably antimony, copper, and gold, when placed in the magnetic field.

**Diaesogamous** (*di-a-me-sog'-am-us*) [*διά*, through; *μέσος*, middle; *γάμος*, marriage]. In biology, applied to such flowers as are fertilized by means of the wind, water, insects, or other external agency.

**Diameter** (*di-am'-et-er*) [*διά*, through; *μέτρον*, a measure]. A straight line passing through the center of a body or figure, or connecting two points at opposite sides. **D.**, **Bisacromial**, that between the acromial processes. **D.**, **Bisiliac**, that between the iliac bones. **D.** **Bistrochanteric**, that between the two trochanters.

**D.**, **Craniometric**, one of several lines connecting points on opposite surfaces of the cranium. The most important craniometric diameters are the following: *Auricular* or *Biauricular*, connecting the centers of the two external auditory meatuses; *Basilo-bregmatic*, that joining the basion and the bregma; *Biglenoid*, that joining the central points of the two glenoid cavities; *Bigoniac*, that joining the two gonions; *Bijugal*, that joining the two malar points; *Bijugular*, that joining the two jugular points; *Bimalar*, that joining the two malar points; *Bimastoid*, that joining the apices of the mastoid bones; *Biparietal*, that joining the parietal eminences; *Bistephanic*, see *Maximum Frontal*;

*Bitemporal*, that joining the extremities of the coronal suture; *Bizygomatic*, that joining the most prominent points of the zygomata; *Cervico-bregmatic*, that joining the center of the anterior fontanel and the junction of the neck and floor of the mouth; *Fronto-mental*, that joining the top of the forehead and the point of the chin; *Fronto-occipital*, see *Occipito-frontal*;

*Inial*, that joining the most prominent points of the inion and glabella; *Maximum Antero-posterior*, the distance from the glabella to the furthest point of the occipital bone; *Maximum Frontal*, that joining the stephanions; *Maximum Occipital*, that joining the two asterions; *Maximum Transverse*, the greatest transverse diameter of the cranium, where-ever found; *Mento-bregmatic*, that joining the chin and the middle of the anterior fontanel; *Mento-frontal*, see *Fronto-mental*;

*Minimum Frontal*, the supra-orbital line; *Occipito-frontal*, that joining the root of the nose and the most prominent point of the occiput; *Occipito-mental*, that joining the external occipital protuberance and the chin; *Sagittal*, see *Basilo-bregmatic*;

*Stephanic*, see *Maximum Frontal*; *Sub-temporal*, that joining the sphenotemporal sutures on either side of the head; *Trachelo-bregmatic*, see *Cervico-bregmatic*;

*Vertical Diameter*, ordinarily the distance from the basion to the bregma, or what is nearly equivalent, the distance from the basion to the point where the line through the basion at right angles to the alveolo-condylean plane intersects the cranial vault; but sometimes the line is drawn at right angles to the foramen magnum. **D.**, **Deventer's**. See *Deventer*. **D.**, **Pelvic**, any one of the diameters of the pelvis. The most important are the following: *Antero-posterior* (of pelvic inlet), that which joins the sacro-vertebral angle and the pubic symphysis; *Antero-posterior* (of

pelvic outlet), see *Coccygpubic*; *Coccygpubic*, that which joins the tip of the coccyx with the subpubic ligament; the antero-posterior diameter of the pelvic outlet; *Conjugate*, the antero-posterior diameter of the pelvic inlet; *Conjugate, diagonal*, that connecting the sacro-vertebral angle and subpubic ligament; *Conjugate, external*, that connecting the spine of the first sacral vertebra and the middle of the upper border of the symphysis pubis; *Conjugate, true*, that connecting the sacro-vertebral angle and the most prominent portion of the posterior aspect of the symphysis pubis; *Oblique* (of pelvic inlet), left and right, that connecting one sacro-iliac symphysis with the opposite ilio-pectineal eminence; see also *Deventer*;

*Oblique* (of pelvic outlet), that extending from the middle of the under surface of the sciatic ligament upon one side to the junction of the ischio-pubic rami on the opposite side; *Sacro-pubic*, see *Antero-posterior*; *Sacro-subpubic*, see *Conjugate, diagonal*; *Sacro-suprapubic*, that connecting the sacro-vertebral angle and the upper portion of the symphysis pubis; *Transverse* (of pelvic inlet), that connecting the two most widely separated points of the pelvic inlet; *Transverse* (of pelvic outlet), that connecting the ischial tuberosities.

**Diametroscopy** (*di-am-et-ros'-ko-pe*) [*διάμετρος*, diameter; *σκοπεῖν*, to inspect]. Observation of measurement of diameters (as of the retinal vessels).

**Diamid** (*di'-am-id*). See *Hydrazin*.

**Diamin** (*di'-am-in*). See *Amin*.

**Diamotosis** (*di-am-o-to'-sis*) [*διά*, through; *μοτός*, lint]. The packing of a wound or sore with lint.

**Diandrous** (*di-an'-drus*) [*δῖς*, two; *ἄνθρωπος*, a man]. In biology; having two stamens.

**Dianoux's Operation**. See *Operations, Table of*.

**Diapason** (*di-ap-as'-on*) [*διαπασών*, concord]. A tuning-fork.

**Diapedesis** (*di-ap-ed-el'-sis*) [*διαπῆδῃσις*, a jumping through]. The escape of the elements of the blood, especially the white corpuscles, through the vessel-wall. Also a synonym of *Hematidrosis*.

**Diapedetic** (*di-ap-ed-el'-ik*) [*διαπῆδῃσις*, a jumping through]. Relating to diapedesis.

**Diaper** (*di'-ap-er*) [*ME., dyaper*, diaper; or ornamented cloth]. A napkin used as a T-bandage for infants and menstruating women.

**Diaphanometer** (*di-af-an-om'-et-er*). See *Lactoscope*.

**Diaphanoscope** (*di-af-an'-o-skōp*) [*διαφανής*, translucent; *σκοπεῖν*, to inspect]. A form of endoscope in which the walls of the inspected cavity are rendered diaphanous by means of an intense light.

**Diaphanoscopy** (*di-af-an-os'-ko-pe*) [*διαφανής* translucent; *σκοπεῖν*, to see]. The examination of cavities of the body by means of an introduced incandescent electric light.

**Diaphanous** (*di-af'-an-us*) [*διά*, through; *φαίνειν*, to shine]. Transmitting light; translucent. **D.** **Test**. See *Death*.

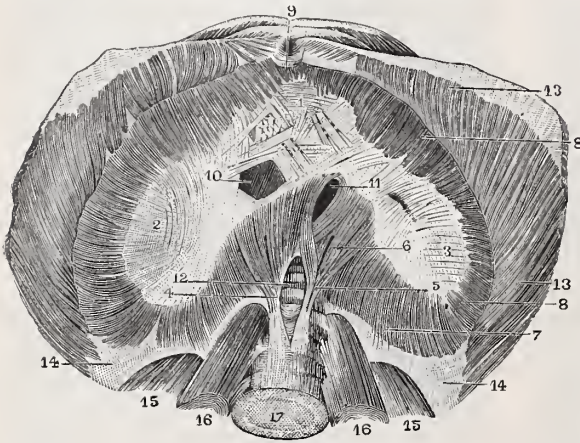
**Diaphemetric** (*di-af-em-el'-rik*) [*διά*, through; *ἅφῃ*, touch; *μέτρον*, measure]. Pertaining to measurements of tactile sensibility.

**Diaphoresis** (*di-af-o-re'-sis*) [*διά*, apart; *φορέειν*, to carry]. Perspiration, especially perceptible perspiration, or that induced by medical treatment.

**Diaphoretic** (*di-af-or-el'-ik*) [*διά*, apart; *φορέειν*, to carry]. 1. Causing an increase of perspiration; sudorific. 2. A medicine that induces diaphoresis.

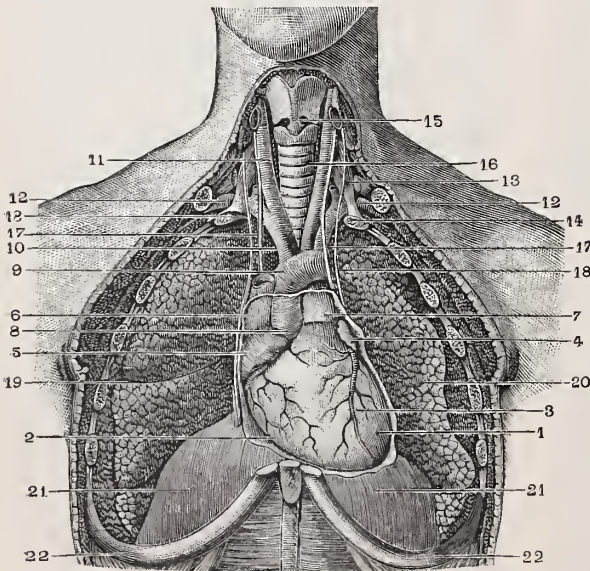
**Diaphragm** (*di'-af-ram*) [*διά*, across; *φράγμα*, 'wall']. 1. The wall, muscular at the circumference and tendinous at the center, that separates the thorax and abdomen. The chief muscle of respiration and expulsion. 2. A thin septum, such as is used in

dialysis. 3. In microscopy, an apparatus placed between the mirror and object to regulate the amount of light that is to pass through the object. **D., Central Stop**, in microscopy, a diaphragm having a circular slit



DIAPHRAGM, INFERIOR ASPECT.

1. Anterior and middle leaflet of central tendon. 2. Right leaflet. 3. Left leaflet. 4. Right crus. 5. Left crus. 6, 6. Intervals for phrenic nerves. 7. Muscular fibers, from which the ligamenta arcuata originate. 8. Muscular fibers that arise from the inner surface of the six lower ribs. 9. Fibers that arise from ensiform cartilage. 10. Opening for inferior vena cava. 11. Opening for esophagus. 12. Aortic opening. 13, 13. Upper portion of transversalis abdominis, turned upward and outward. 14. Anterior leaflet of transversalis aponeurosis. 15, 15. Quadratus lumborum. 16, 16. Psoas magnus. 17. Third lumbar vertebra.



THE DIAPHRAGM IN ITS RELATIONS TO THE HEART AND LUNGS.

1. Left ventricle. 2. Right ventricle. 3. Anterior coronary artery. 4. Left auricle. 5. Right auricle. 6. Superior vena cava. 7. Pulmonary artery. 8. Origin of aorta. 9. Arch of aorta. 10. Innominate artery. 11. Right carotid. 12, 12. Subclavian arteries. 13. Scalenus anticus. 14. First rib. 15. Larynx. 16. Trachea. 17, 17. Pneumogastrius. 18, 18. Phrenics. 19. Right lung. 20. Left lung. 21, 21. Diaphragm. 22, 22. Seventh pair of ribs.

just within its margin, the center remaining opaque. **D. Iris**, a device for changing or regulating the amount of light directed upon an object under the microscope. **D. Opening**. The opening in the disc or apparatus of a microscope through which the rays of light pass. It should be of about the same size as that of the front lens of the objective.

**Diaphragmalgia** (*di-af-rag-mal'-je-ah*). See *Diaphragmatalgia*.

**Diaphragmatalgia** (*di-af-rag-mat-al'-je-ah*) [*διά*, across; *φράγμα*, a wall; *ἄλγος*, pain]. Pain in or neuralgia of the diaphragm.

**Diaphragmatic** (*di-af-rag-mat'-ik*) [*διά*, across; *φράγμα*, a wall. Relating to the diaphragm.

**D. Hernia**. See *Hernia*. **D. Pleurisy**. See *Pleurisy*.

**Diaphragmatitis** (*di-af-rag-mat-il'-tis*) [*διά*, across; *φράγμα*, a wall; *ιτις*, inflammation]. Inflammation of the diaphragm.

**Diaphragmatocele** (*di-af-rag-mat'-o-sel*) [*διά*, across; *φράγμα*, diaphragm; *κήλη*, hernia]. Hernia through the diaphragm.

**Diaphragmitis** (*di-af-rag-mil'-tis*). See *Diaphragmatitis*.

**Diaphragmodynia** (*di-af-rag-mo-din'-e-ah*) [*διά*, across; *φράγμα*, diaphragm; *δύνη*, pain]. Pain in the diaphragm.

**Diaphtherin** (*di-af'-ther-in*) [*διαφθεῖν*, to destroy]. Oxychinaseptol; a coal-tar derivative composed of two molecules of oxychinolin and one of aseptol. It is a yellow powder, with a phenol-like odor. It is used as an antiseptic and bactericide in solutions varying in strength from 1 to 50 per cent. Its chief drawback is that it attacks silver-plated or nickel-plated instruments, turning them black. Unof.

**Diaphylactic** (*di-af-il-ak'-tik*) [*διαφυλάκτικός*, preserving]. Same as *Prophylactic*.

**Diaphyseitis** (*di-af-iz-e-il'-tis*) [*διάφYSIS*, a diaphysis; *ιτις*, inflammation]. Inflammation of a diaphysis.

**Diaphysis** (*di-af'-is-is*) [*διά*, between; *φύειν*, to grow]. The middle part or shaft of any long, cylindric bone, as considered apart from the apophyses and epiphyses. In biology, applied to an unusually elongated axis, as that of a flower or flower-cluster.

**Diaplex, or Diaplexus** (*di-ap-leks, di-ap-leks'-us*) [*διά*, between; *plexus*, a network]. The choroid plexus of the third ventricle or diacele.

**Diapophysial** (*di-ap-off-iz'-e-al*) [*δίς*, apart; *ἀπόφYSIS*, an outgrowth]. Relating to a diapophysis.

**Diapophysis** (*di-ap-off'-is-is*) [*διά*, apart; *ἀπόφYSIS*, an outgrowth]. The superior or articular part of a transverse apophysis, or its homologue.

**Diapyema** (*di-ap-i-e'-mah*) [*διαπίημα*; *διά*, through; *πύον*, pus; *pl.*, *Diapymata*]. An abscess.

**Diapyesis** (*di-ap-i-e'-sis*) [*διαπίησις*; *διά*, through; *πίησις*, suppurat]. Suppuration.

**Diapytic** (*di-ap-i-el'-ik*) [*διαπυητικός*, suppurating]. Promoting diapyesis or suppuration.

**Diarch** (*di'-ark*) [*δίς*, two; *ἄρχοι*, rulers]. In biology, a term descriptive of radial fibro-vascular bundles having two rays.

**Diarrhea** (*di-ar-e'-ah*) [*διά*, through; *ῥέειν*, to flow]. An abnormal frequency of evacuation of the feces, which are watery, and sometimes acrid. **D., Acute**, that due to cold, or to the ingestion of improper food or chemic poisons. In severe forms it is associated with collapse, and may in rare cases be followed by death.



**D., Acute Inflammatory**, a term including the severer forms of the catarrhal and summer diarrheas of children. It is characterized by griping, vomiting, and the passage of offensive, watery, brown or greenish stools. The child in the latter stage of this disease presents the same appearance as that seen in advanced tuberculous meningitis—pinched features, drowsiness, sunken and half-closed eyes, and rapid irregular pulse—and to this condition the term "*spurious hydrocephalus*" has been applied. Death frequently results from this form of diarrhea. **D., Acute Summer**, a term given to sudden attacks of profuse watery diarrhea occurring in children and weak adults during the prevalence of hot weather. (See *Cholera infantum*). **D. alba**. See *Celiac Affection*. **D., Cachectic**, that depending on some diathetic disease, as syphilis, scurvy, malaria, tuberculosis, and carcinoma, or else on chronic intestinal catarrh. **D., Choleraic**, severe, acute diarrhea of any form not readily traceable to any recognized cause. **D., Choleric form**. Synonym of *Cholera infantum*. **D., Chronic Inflammatory**, a diarrhea of children either following an acute attack, or developing insidiously. The stools are of a dark-brown color, thin and foul, and may occasionally contain a spinach-like material. There is great emaciation and anemia, and the term "*consumption of the bowels*," has been given to this condition. The prognosis must be guarded. **D., Chronic Tropical**, *Hill-diarrhea*, "*white flux*," of India, a severe form of chronic intestinal catarrh, and essentially a tropical disease. In India it develops often in those who, after dwelling in the heat of the plains, pass to the changeable temperature of the hilly country, hence the name "*Hill-diarrhea*." The stools are copious, light, and frothy; there is progressive failure of strength; the temperature becomes subnormal; albuminuria and edema develop, and death results in many cases from exhaustion. **D. chylosa**. See *Celiac Affection*. **D., Compensatory**. See *D., Vicarious*. **D., Dissecting-room**, a severe form of diarrhea resulting from exposure to the animal effluvia of the dissecting-room. The discharges are very fetid and may be accompanied by colicky pains, nausea and vomiting, and headache. **D., Dysenteric**, a form of diarrhea frequently encountered in children in temperate climates. There are tenesmus and colic, the passage of mucous and fecal stools, prolapse of the rectum, and great exhaustion. Death may result. **D., Fatty**, a rare form, the result of the imperfect performance of the pancreatic or hepatic function. **D. febrilis**. Synonym of *Enteritis, Pseudo-membranous*. **D., Fibrinous**. Synonym of *Enteritis, Pseudo-membranous*. **D., Gelatinous**. See *Enteritis, Membranous*. **D., Heat**. See *D., Summer*. **D., Hill**. See *D., Chronic Tropical*. **D., Infantile**, a term including various forms of diarrhea occurring in infants and young children. **D., Irritative**, that due to direct irritation of the intestines by improper food and drink, purgative medicines, poisons, intestinal worms, etc. **D., Lienteric**, a form of diarrhea common in children over two years of age, and characterized by the passage of fluid stools containing scraps of undigested food, and associated with griping pains. **D., Matinal**. See *D., Chronic Tropical*. **D., Mechanical**, that due to mechanical obstruction to the portal circulation, with consequent gastro-intestinal hyperemia and catarrh. It is seen in cases of mitral lesion. **D., Mucous**. See *Enteritis, Membranous*. **D., Nervous**. See *D., Lienteric*. **D. pituitosa**. Synonym of *Enteritis, Pseudo-membranous*. **D., Secondary**, *symptomatic diarrhea*; that secondary to some ulcerative condition of the intes-

tines, as in typhoid fever, tuberculosis, pyemia, etc. **D., Serous**, a variety in which the stools are very watery. **D., Simple Catarrhal**, a common variety of diarrhea occurring in infants. It is marked by watery evacuations containing feculent matter and undigested curds. It is due to errors in diet or exposure to cold. **D., Summer**, an acute form due to the intense heat of summer. A synonym of the *Summer Complaint* of infants. **D., Symptomatic**. See *D., Secondary*. **D., Tuberculous**, that form dependent upon tuberculous disease of the bowels. **D. tubularis**. Synonym of *Enteritis, Pseudo-membranous*. **D., Ulcerative**, a grave form due to intestinal ulceration. **D., Vicarious**, that due to suppression or arrest of the functions of the skin, kidneys, or lungs, so that the bowels do the extra or vicarious work. It is also called *Compensatory diarrhea*. It is rather salutary than otherwise.

**Diarrheal** (*di-ar-e'-al*) [*διά*, through; *ῥέειν*, to flow]. Relating to, or of the nature of diarrhea.

**Diarthrodial** (*di-ar-thro'-de-al*) [*διά*, throughout; *ἄρθρσις*, articulation]. Relating to or of the nature of a diarthrosis.

**Diarthrosis** (*di-ar-thro'-sis*) [*διά*, throughout; *ἄρθρσις*, articulation]. A form of articulation characterized by mobility. The various forms are: *Arthrodia*, in which the bones glide upon plane surfaces; *Enarthrosis*, best known as ball-and-socket joint, with motion in all directions; *Ginglymus*, or hinge-joint, with backward and forward motion; and *D. rotatoria*, with pivotal movement.

**Diary Fever** (*di'-ar-e*). See *Fever*.

**Diastaltic** (*di-as-tal'-tik*) [*διά*, apart; *στέλλειν*, to send]. Reflex; performed (as are many reflex actions) through the medium of the spinal cord.

**Diastase** (*di'-as-tās*) [*διάστασις*, separation]. A nitrogenous vegetable ferment that is either contained or developed in the fermentation of grain, which acts on the molecules of starch, converting this into grape-sugar or glucose.

**Diastasemia** (*di-as-tas-e'-me-ah*) [*διά*, apart; *στάσις*, settling; *αἷμα*, blood]. Acute anasarca.

**Diastasic**, or **Diastatic** (*di-as-tas'-ik*, or *di-as-tat'-ik*) [*διάστασις*, separation]. Relating to a diastasis. **D. Ferments**. See *Ferments*.

**Diastasis** (*di-as'-tas-is*) [*διάστασις*, separation]. 1. Luxation or dislocation. 2. The separation of an epiphysis from the body of a bone without true fracture.

**Diastema** (*di-as-te'-mah*) [*διάστημα*, a distance: *pl.*, *Diastemata*]. A space or cleft. In biology, applied to the space between any two consecutive teeth.

**Diastematelutria** (*di-as-tem-at-el-it'-re-ah*) [*διάστημα*, fissure; *ἔλκτρον*, vagina]. Longitudinal and congenital fissure of the vagina.

**Diastematochilia** (*di-as-tem-at-o-kil'-e-ah*) [*διάστημα*, fissure; *χείλος*, lip]. Congenital longitudinal fissure of the lip; hare-lip.

**Diastematocystia** (*di-as-tem-at-o-sis'-te-ah*) [*διάστημα*, fissure; *κίστις*, bladder]. Congenital longitudinal fissure of the bladder.

**Diastematognathia** (*di-as-tem-at-og-na'-the-ah*) [*διάστημα*, fissure; *γνάθος*, jaw]. Congenital longitudinal fissure of the jaw.

**Diastematometria** (*di-as-tem-at-o-me'-tre-ah*) [*διάστημα*, fissure; *μήτρα*, womb]. Congenital longitudinal median fissure of the uterus.

**Diastematosternia** (*di-as-tem-at-o-ster'-ne-ah*) [*διάστημα*, fissure; *στέρνον*, sternum]. Median congenital fissure of the sternum.

**Diaster** (*di'-as-ter*). See *Dyaster* and *Karyokinesis*.

**Diastole** (*di-as'-to-le*) [*διάστολή*, a drawing apart]. The period of dilatation of either cavity of the heart

- during its rhythmic cycle or beat. It is applied also to the dilatation of the arteries by the heart's contraction.
- Diastolic** (*di-as-toľ'-ik*) [*διαστολή*, a drawing apart]. Pertaining to diastole. **D. Impulse**, the back-stroke.
- D. Murmur**. See *Murmur*. **D. Thrill**, the vibration felt in the region of the heart during the diastole of the ventricles.
- Diastrophia** (*di-as-tref'-e-ah*) [*διά*, apart; *στρέφειν*, to turn]. Insanity marked by acts of cruelty and by gross perversion of the moral sense.
- Diatactic** (*di-at-ak'-tik*) [*διατάσσειν*, to make ready]. Preparatory. **D. Action**, the supposed molecular establishment of unions between different brain-cells and nerve-centers preparatory to coördinated motor activity.
- Diatela** (*di-at-eł'-lah*) [*διά*, between; *tela*, a web]. The membranous roof of the diacele (third ventricle).
- Diaterma** (*di-at-er'-mah*) [*διά*, between; *τέρμα*, end]. A portion of the floor of the diacele. It has a nearly dorso-ventral direction.
- Diathermal or Diathermanous** (*di-ath-er'-mal, di-ath-er'-man-us*) [*διά*, through; *θέρμῃ*, heat]. Transparent or diaphanous to the waves of radiant heat.
- Diathermancy** (*di-ath-er'-man-se*) [*διά*, through; *θέρμῃ*, heat]. Permeability to rays of heat.
- Diathesis** (*di-ath'-es-is*) [*διά*, through; *τιθέναι*, to arrange]. A state or condition of the body whereby it is especially liable to certain diseases, such as gout, calculus, diabetes, etc. It may be acquired or hereditary. **D., Hemorrhagic**. See *Hemophilia*.
- Diathetic** (*di-ath-er'-ik*) [*διά*, through; *τιθέναι*, to arrange]. Relating to a diathesis.
- Diatom** (*dí-at-óm*). One of the *Diatomaceæ*, a group of microscopic *Algae*.
- Diatomic** (*di-at-om'-ik*) [*δίς*, two; *ἄτομος*, atom]. In chemistry, consisting of two atoms; specifically applied to hydrates that have two hydrogen atoms united to the nucleus radical by oxygen.
- Diatomin** (*di-at'-o-mín*) [*διά*, through; *τέμνειν*, to cut]. The yellowish-brown coloring-matter of diatoms. It is also called *Phycoxanthin*.
- Diaxon** (*di-aks'-on*) [*δίς*, two; *ἄξων*, axis]. In biology, having two axes.
- Diazo-** (*di-a'-zo-*) [*δίς*, two; *azotum*, nitrogen]. In chemistry, a prefix signifying that a compound contains phenyl,  $C_6H_5$ , united with a radical consisting of two nitrogen atoms. **D.-acid**, one of certain volatile liquids of yellow color and peculiar odor, which distil undecomposed with steam or under reduced pressure. They are slightly soluble in water, but mix readily with alcohol and with ether. **D.-compound**, in chemistry a compound containing a group consisting of phenyl ( $C_6H_5$ ) united with a radical consisting of two nitrogen-atoms (whence the name). **D.-reaction or test**, a urinary test, originally thought to be especially valuable in the diagnosis of enteric fever. It is not found in the urine of healthy persons. The test is made by mixing 200 parts of sulphuric acid solution (concentrated solution in water) with 10 parts of pure hydrochloric acid, and 6 parts of nitrite of sodium solution (1 : 200). To this mixture add an equal volume of urine with sufficient ammonia to render the whole alkaline. A bright or carmin-red denotes the reaction. See *Tests, Table of*.
- Diazobenzene** (*di-a-zo-ben'-zén*) [*dis*, two; *azotum*, nitrogen; *benzoin*]. The nitrogenous body called *Tyrototoxican*, *q. v.*
- Dib** [*E. dial*]. The knee-pan or ankle-bone of a sheep's leg.
- Dibasic** (*di-ba'-sik*) [*δίς*, twice; *βάσις*, base]. Having two bases. **D. Acids**. See *Acids*.
- Dibenzyl** (*di-ben'-zil*) [*δίς*, twice; *benzoin*],  $C_{14}H_{14}$ . A compound prepared by the action of sodium upon benzyl chlorid. It crystallizes in large prisms, melting at 52° C. and boiling at 284° C.
- Diblastic** (*di-blas'-tik*) [*δίς*, double; *βλαστός*, germ]. Referring to any theory of disease that ascribes it to a double agency.
- Dibothrium** (*di-both'-re-um*) [*L.*]. A genus of cestode worms. **D. latum**. See *Bothriocephalus latum*.
- Dibromindone** (*di-bro-min'-don*) [*δίς*, double; *βρώμος*, a stench],  $C_9H_4Br_2O$ . A compound derived from dibromocinnamic acid. It consists of orange-yellow needles, with an odor resembling that of quinone. It melts at 123°.
- Dicephalism** (*di-sef'-al-izm*) [*δίς*, two; *κεφαλή*, head]. The condition of having two heads.
- Dicephalous** (*di-sef'-al-us*) [*δίς*, two; *κεφαλή*, head]. Two-headed.
- Dicephalus** (*di-sef'-al-us*) [*δίς*, two; *κεφαλή*, a head]. A monster having two heads.
- Dicerous** (*dis'-er-us*) [*δίς*, two; *κέρας*, a horn]. In biology, having two antennæ.
- Dichasium** (*di-ka'-se-um*) [*δίχασις*, division]. In biology, applied to a cyme having two axes.
- Dichastasis** (*di-kas'-las-is*) [*δίχασις*, division]. In biology, spontaneous fission.
- Dichasteres** (*di-kas-te'-rèz*) [*διχάζειν*, to divide]. An old name for the incisor teeth.
- Dichlamydeous** (*di-klam-id'-e-us*) [*δίς*, two; *χλαμύς*, a mantle]. In biology, applied to flowers having both floral envelopes.
- Dichogamy** (*di-kog'-a-me*) [*δίχα*, in two; *γάμος*, marriage]. In biology, a provision for cross-fertilization of flowers by the maturation of the reproductive elements of the same flower at different times.
- Dichotomous** (*di-kol'-o-mus*) [*δίχα*, in two; *τέμνειν*, to cut]. In biology, divided, forked or having a dual arrangement.
- Dichroism** (*di'-kro-izm*) [*δίς*, double; *χρόα*, color]. The phenomenon of difference of color in bodies when viewed by reflected or by transmitted light.
- Dichromatism** (*di-kro'-mat-izm*). Same as *Color-blindness*.
- Dicinchonin** (*di-sin'-kon-in*) [*δίς*, double; *cinchona*],  $C_{38}H_{44}N_4O_2$ . An alkaloid of Cinchona bark, an amorphous solid, melting at 40° C., readily soluble in alcohol and ether.
- Diclesium** (*di-kle'-se-um*) [*δίς*, two; *κλείειν*, close]. In biology, an achenium having a persistent calyx or perianth.
- Diclinous** (*di-klił'-nus*) [*δίς*, two; *κλίνη*, a bed]. In biology, having the stamens and pistils in separate flowers.
- Dicochirurges** (*di-ko-ki-rer'-je-ah*) [*δίκη*, justice; *χειρουργία*, surgery]. Forensic surgery.
- Dicotoin** (*di-kol'-to-in*) [*δίς*, double; *Coto*]. A derivative of cotoin present in coto bark.
- Dicotyledon** (*di-kot-il-e'-don*) [*δίς*, two; *κοτυληδών*, a cavity]. In biology, a term introduced by J. Ray in 1682, for a plant whose embryo has two seed-leaves or cotyledons.
- Dicranous** (*di-kra'-nus*) [*δίκρανος*, two-headed]. Dicephalous.
- Dicranus** (*di-kra'-nus*) [*δίς*, double; *κράνον*, head]. A dicephalous monster.
- Dicrotic** (*di-krot'-ik*) [*δίκροτος*, double beating]. Having a double beat. **D. Pulse**, a term applied to a pulse that imparts the sensation of a double beat at each pulsation. **D. Wave**, the wave of recoil, or the second smaller ascending wave of the sphygmographic tracing. It is generated by closure of the aortic valves.



**Dicrotism** (*di'-kro-tizm*) [*δίκροτος*, a double-beat]. The quality of being dicrotic. A condition of the pulse in which with every wave there is given to the finger of the examiner the sensation of two beats. It is present when the arterial tension is low. The second shock is due to the recoil of the arterial walls when the aortic valves are closed.

**Dictyitis** (*dik-te-i'-tis*) [*δίκτυον*, net, retina]. Retinitis.

**Dictyopsia** (*dik-te-op'-se-ah*) [*δίκτυον*, net; *ὄψις*, view].

The sensation as if a net were stretched before the eyes.

**Dicyanogen** (*di-si-an'-o-zen*) [*δίς*, double; *cyanogen*], NC.CN. Free cyanogen; a colorless, poisonous gas of peculiar odor, and specific gravity 26 ( $H=1$ ). It may be condensed to a mobile liquid by cold of  $-25^{\circ}$  C., or by a pressure of four atmospheres at ordinary temperatures. In this condition it has a specific gravity of .566, solidifies at  $-34^{\circ}$  C. to a crystalline mass and boils at  $-21^{\circ}$  C. It burns with a bluish-purple mantled flame.

**Didactic** (*di-dak'-tik*) [*διδασκικός*, apt at teaching]. Teaching by description, rules, or principles; opposed to clinical.

**Didactylism** (*di-dak'-til-izm*) [*δίς*, double; *δάκτυλος*, a finger]. The condition of having congenitally but two digits on a hand or foot.

**Diday's Operation.** See *Operations*, Table of.

**Didot's Operation.** See *Operations*, Table of.

**Diduction** (*di-duk'-shun*) [*diducere*, to draw apart]. Abduction of two parts; the withdrawal of a part.

**Didymalgia** (*did-e-mal'-je-ah*) [*δίδυμος*, testicle; *ἄλγος*, pain]. Pain in a testicle.

**Didymitis** (*did-e-mil'-tis*) [*δίδυμος*, a testicle; *ιτις*, inflammation]. Orchitis affecting mainly the body of the testicle.

**Didymium** (*di-dim'-e-um*) [*δίδυμος*, twin]. A rare metal of grayish or yellow color. See *Elements*, Table of.

**Didymous** (*did'-im-us*) [*δίδυμος*, twin]. Arranged in a pair, or in pairs.

**Didymus** (*did'-im-us*) [*δίδυμος*, twin]. A twin; a twin-monstrosity; a testis.

**Didynamous** (*di-din'-am-us*) [*δίς*, two; *δύναμις*, power]. In biology, having the stamens in two pairs, one longer than the other.

**Die** (*di*) [ME., *diēn*]. To cease to live; to become dead.

**Diecious** (*di-e'-shus*) [*δίς*, two; *οἶκος*, house]. In biology, having the two sexes in different individuals, or in two households, as staminate and pistillate flowers separate and on separate plants.

**Diefenbach's Operation.** See *Operations*, Table of.

**Dielectric** (*di-e-lek'-trik*) [*διά*, through; *ἤλεκτρον*, amber]. A non-conducting substance that transmits electricity by induction.

**Dielectrics** (*di-e-lek'-triks*) [*διά*, through; *ἤλεκτρον*, amber]. The property of certain substances to permit an inductive electric influence to act through or across them.

**Dielectrolysis** (*di-e-lek-trol'-is-is*) [*διά*, through; *ἤλεκτρον*, electricity; *λύνειν*, to dissolve]. Galvanic electrolysis of a compound, the current passing at the same time through a diseased portion of the body and carrying one of the elements of the compound with it.

**Dien** (*di'-en*) [*διά*, through; *ἐγκέφαλος*, brain]. A contraction of diencephalon.

**Diencephal** (*di-en'-sef-al*). Same as *Diencephalon*.

**Diencephalon** (*di-en-sef'-al-on*) [*διά*, between; *ἐγκέφαλος*, brain]. Thalamencephalon. Between-brain. That part of the brain between the prosencephalon and the mesencephalon. It includes the thalami and the third ventricle.

**Dieresis** (*di-er'-es-is*) [*διαίρεσις*, a division]. A solu-

tion of continuity, as a wound, ulceration, etc. In biology, the division of the outer branch of the posterior or caudal pleopod of a crustacean. (Bate).

**Dieretic** (*di-er-et'-ik*) [*διαίρειν*, to divide]. Destructive; escharotic; corrosive.

**Dies and Counter-dies.** Metallic casts obtained by molding in sand or dipping in molten zinc and lead, or other alloys, such as Babbitt metal, and which are used for stamping up dental plates; they are generally described as male and female castings, between which the plate is swaged.

**Diesel's Test.** See *Tests*, Table of.

**Diet** (*di'-et*) [*διαίτα*, a system or mode of living]. 1. An arranged selection of food necessary to meet the needs of the body. 2. To regulate the amount and character of the food ingested. **D.-drink**, a medicated drink, or beverage. **D., Lisbon**, a draught much resembling the compound tincture of sarsaparilla. **D., Milk**, one consisting mainly of milk. **D., Tuffnell's**, a highly nutritious diet including but a small amount of liquids, employed in the treatment of internal aneurysms.

**Dietarian** (*di-et-a'-re-an*) [*διαίτα*, a system or mode of living]. A physician who pays special attention to matters of diet.

**Dietary** (*di'-et-a-re'*) [*διαίτα*, a system or mode of living]. A system of food-regulation intended to meet the requirements of the animal economy.

**Dietetic** (*di-et-et'-ik*) [*διαίτα*, a system or mode of living]. Pertaining to diet.

**Dietetics** (*di-et-et'-iks*) [*διαίτα*, a system or mode of living]. The science of the systematic regulation of the diet for hygienic or therapeutic purposes.

**Dietetist** (*di-et-et'-ist*) [*διαίτα*, a system or mode of living]. One who is expert in questions of diet; a dietarian.

**Diethylamin** (*di-eth-il'-am-in*) [*δίς*, double; *ethyl*, *amin*],  $NC_2H_5$ . A ptomaine, obtained from the pike-fish when allowed to putrefy for six days in summer. It is an inflammable liquid of strong basic properties, soluble in water, and boiling at  $57.5^{\circ}$  C. It is non-poisonous.

**Dietic** (*di-et'-ik*) [*διαίτα*, a system or mode of living]. Same as *Dietetic*. **D. Diseases**, those caused by errors of diet.

**Difference-Theory** (*dif'-er-ens*). A theory in explanation of the galvanic phenomena of living tissues. The theory is an expression of these facts: Protoplasm when injured or excited in its continuity becomes negative to the uninjured part; when heated it becomes positive; and the surface-polarization diminishes with excitement and in the process of dying. It is also called *Alteration-theory* (Hermann).

**Differential** (*dif-er-en'-shal*) [*differentia*, difference]. Pertaining to or creating a difference. **D. Diagnosis.** See *Diagnosis*. **D. Rheotome.** See *Rheotome*.

**D. Tone**, a tone produced by two primary tones when sounding simultaneously; the number of the vibrations corresponds to the difference between the two primary tones. **D. Staining**, a method of staining tubercle-bacilli, syphilis-bacilli, etc., founded upon the fact that if deeply-colored, and especially with a mordant, they retain the color in the presence of certain reagents that decolorize the surrounding tissues. Koch, Ehrlich and Weigert, Ziehl and Neelsen, Fütterer, Gibbes, etc., have devised various methods of differential staining.

**Differentiation** (*dif-er-en-she-al'-shun*) [*differentia*, difference]. Specialization of tissues, organs, or functions. The gradual change of homogeneous material into special tissues or organs.

**Difficultas intestinorum** (*dif-ik-ul'-tas in-tes-tin-or'-um*) [L.]. Synonym of *Dysentery*.

**Diffraction** (*dif-rak'-shun*) [*dis*, apart; *fractus*, broken]. The deflection suffered by a ray of light when it passes through a narrow slit or aperture. **D. Grating**, a strip of glass closely ruled with fine lines; it is often used in the spectroscope in the place of the battery of prisms.

**Diffuse** (*dif-us'*) [*de*, apart; *fundere*, to pour over]. Scattered or spread about. In medicine, applied to diseases that involve a large part of the body. **D. Aneurysm**, one caused by a rupture of the walls of a blood-vessel. **D. Cerebral Sclerosis**. See *Sclerosis*. **D. Inflammation**. See *Inflammation*.

**Diffusible** (*dif-u'-zib-l*) [*dis*, away; *fundere*, to pour]. Susceptible of being rapidly diffused throughout the system; applied to certain quickly-acting stimulants, usually of transient effect.

**Diffusion** (*dif-u'-zhun*) [*diffundere*, to spread]. A spreading or dissemination. **D., Anodal**, same as *Cataphoresis*. **D.-circle**, the imperfect image formed by incomplete focalization, the position of the true focus not having been reached or else having been passed.

**Digastic** (*di-gas'-trik*) [*dis*, double; *γαστήρ*, belly]. Having two bellies. **D. Muscle**. See *Muscles*, *Table of*. **D. Triangle**. See *Triangles*, *Table of*.

**Digenesis** (*di-jen'-es-is*) [*dis*, two; *γενεσις*, generation]. In biology, the alternation of sexual and asexual generation.

**Digenous** (*dij'-en-us*) [*dis*, two; *γενος*, sex]. In biology, pertaining to both sexes, or originating from opposite sexes.

**Digerent** (*dij'-er-ent*) [*digerere*, to digest]. A digestant; also a medicine that excites the secretion of pus in wounds.

**Digestant** (*di-jest'-ant*) [*digerere*, to digest]. 1. A body or substance that effects solution of the food in the mouth, stomach, and intestines. 2. A remedy for indigestion.

**Digestibility** (*di-jes-tib-il'-it-e*) [*digestibilis*, that can be digested]. Susceptibility of being digested.

**Digestible** (*di-jest'-ib-l*) [*digestibilis*, that can be digested]. Capable of being digested.

**Digestio Difficilis** (*di-jest'-che-o dif-ik'-il-is*) [L.]. Synonym of *Dyspepsia*.

**Digestion** (*di-jes'-chun*) [*digerere*, to digest]. In biology, that process whereby the food taken into an organism is made fit to become part thereof. **D., Artificial**, the production of peptones outside of the body. **D., Primary**, gastro-intestinal digestion. **D., Secondary**, the assimilation by the body-cells of their appropriate pabulum.

**Digestive** (*di-jes'-tiv*) [*digerere*, to digest]. 1. Relating to or favoring digestion. 2. An agent that promotes digestion. 3. Pertaining to the process of digestion. **D. Apparatus**, the organs of digestion considered collectively. **D. Tract**, the whole alimentary canal from the mouth to the anus. See *Illustration*.

**Digit** (*dij'-it*) [*digitus*, a finger]. A finger or toe.

**Digital** (*dij'-it-al*) [*digitus*, a finger]. Pertaining to the fingers or toes. **D. Arteries**, the arteries of the hands and feet supplying the digits. See *Arteries*, *Table of*. **D. Compression**, the stoppage of a flow of blood by pressure with the finger. **D. Dilatation**, the enlarging of a cavity by means of the finger. **D. Examination**, examination or exploration with the finger. **D. Nerves**, the nerves of the hands and feet. **D. Phalanges**, the bones of the fingers or of the toes.

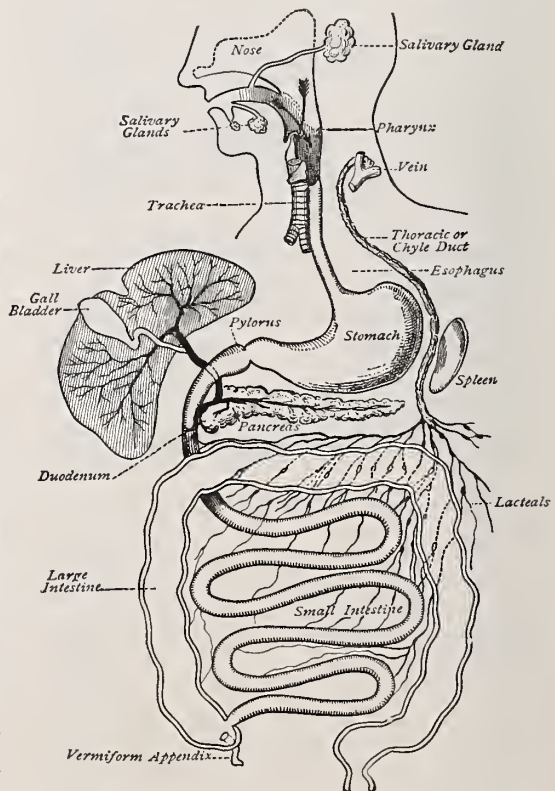
**Digitalin** (*dij-it-a'-le-in*) [*digitalis*, pertaining to the fingers]. One of the constituents of digitalis.

**Digitalin** (*dij-it-a'-lin*) [*digitalis*, pertaining to the fingers]. 1. *Digitalinum* (U. S. P.);  $C_8H_{16}O_2$  (?), the

active principle of *Digitalis purpurea*, *q. v.* Dose gr.  $\frac{1}{10}$ – $\frac{1}{30}$ . 2. A precipitate from a tincture of *Digitalis purpurea*. Unof. Besides the foregoing there are various commercial preparations known by this name.

**Digitalis** (*dij-it-a'-lis*) [*digitalis*, pertaining to the fingers]. Foxglove. The leaves of *D. purpurea*. It contains an amorphous complex substance, *digitalin*, that does not, however, represent the full properties of the leaves. It is a cardiac stimulant and excitomotor, and in large doses causes severe gastric disturbance. It is employed mainly in affections of the heart when the latter is rapid and feeble. Dose of the leaves gr. ss–ijj. **D. abstractum**, strength twice that of digitalis itself. Unof. Dose gr.  $\frac{1}{4}$ –ij. **D., Ext.**, leaves yield 25 per cent. of extract. Dose gr.  $\frac{1}{6}$ – $\frac{1}{2}$ . **D., Ext., Fld.**, strength 100 per cent. Dose mj–ijj. **D. infusum**, 1½ per cent. in strength. Dose  $\frac{3}{4}$  ss–j. **D., Tinct.**, 15 per cent. Dose mv– $\frac{3}{4}$ j. See *Digitalin*.

**Digitalose** (*dij-it-al-oz'*) [*digitalis*, pertaining to the fingers]. A white crystalline constituent of digitalis.



GENERAL SCHEME OF THE DIGESTIVE TRACT, WITH THE CHIEF GLANDS OPENING INTO IT; TOGETHER WITH THE LACTEALS ARISING FROM THE INTESTINE AND JOINING THE THORACIC DUCT. (Landois.)

**Digitate** (*dij'-it-ät*) [*digitus*, finger]. In biology, having finger-like divisions, as when the leaflets of a compound leaf are all borne on the apex of the petiole. **Digitation** (*dij-it-a'-shun*) [*digitatus*, having digits]. A serration; a finger-like process, or a succession of such processes.

**Digiten** (*dij'-it-en*) [*digitus*, a finger]. Belonging to a digit in itself.

**Digiti mortui** (*dij'-it-i mor'-tu-i*) [L.]. Dead-fingers; a cold and white state of the fingers, seen in



some hysterical women, and in certain types of insanity. It is a manifestation of some vaso-motor disorder.

**Digitigrade** (*dij'-it-ig-rad*) [*digitus*, finger; *gradi*, to walk]. In biology, walking on the toes.

**Digitonin** (*dij-it-o-nin'*) [*digitalis*, pertaining to the fingers],  $C_{31}H_{52}O_{17}$ . A white, amorphous mass obtained from digitalis. It is easily soluble in water, slightly so in alcohol; insoluble in ether and chloroform.

**Digitoxin** (*dij-it-oks'-in*) [*digitalis*, pertaining to the fingers; *toxicum*, poison],  $C_{21}H_{32}O_7$ , or  $C_{12}H_{22}O_{34}$ . A highly poisonous alkaloid from *Digitalis purpurea*. Its effects are little understood. Its action is cumulative. Unof.

**Digitule** (*dig'-it-ul*) [*digitulus*, a little digit]. A little finger, toe, or claw; a small organ or prominence resembling a digit.

**Digitus** (*dij'-it-us*) [L.]. A finger or toe.

**Diglossia** (*di-glos'-e-ah*) [*δῖς*, double; *γλῶσσα*, tongue]. The condition of having a double tongue.

**Digoneutic** (*di-go-nu'-tik*) [*δῖς*, two; *γόνος*, offspring]. In biology, producing two broods a year.

**Digonoporous** (*di-go-nop'-or-us*) [*δῖς*, two; *γόνος*, offspring; *πόρος*, pore]. In biology, having the genital pores separate.

**Digyn** (*dī'-jin*) [*δῖς*, two; *γυνή*, woman]. In biology, having two pistils.

**Dihydrolutidin** (*di-hi-dro-lu'-tid-in*) [*δῖς*, double; *ῥόδον*, water],  $C_7H_{11}N$ . One of the alkaloids of cod-liver oil. See *Morrhualins*.

**Dihysteria** (*di-his-te'-re-ah*) [*δῖς*, double; *ἵστῆρα*, the womb]. The presence of a double womb.

**Dilaceratio cataractæ** (*di-las-er-a'-she-o kat-ar-ak'-te*) [L.]. See *Dilaceration*.

**Dilaceration** (*di-las-er-a'-shun*) [*dilaceratio*, a tearing apart]. A tearing apart; division of a membranous cataract by a tearing operation.

**Dilatatio cordis** (*di-lat-a'-she-o kor'-dis*) [L.]. Dilation of the heart.

**Dilatation** (*di-lat-a'-shun*) [*dilatare*, to spread out]. 1. An increase in the size of a cavity or of the lumen of a vessel; expansion of an organ without hypertrophy. 2. Surgical stretching out of the walls of a hollow organ. **D. of Blood-vessel**. See *Telangiectasis*. **D. of Heart**, an increase in the size of one or more of the cavities of the heart, arising from a relaxation or weakening of the heart-muscle. It is associated with evidences of failure of circulation, resulting in congestion of the lungs and other viscera and tissues.

**Dilatator** (*di-lat-a'-tor*). See *Dilator*.

**Dilator** (*di-la'-tor*) [*dilatare*, to spread out]. An instrument for stretching or enlarging a cavity or opening; also, a dilating muscle. See *Muscles*, Table of. **D., Barnes'**, an instrument for dilatation of the os and cervix uteri, consisting of a rubber bag, which, when inserted, is distended with water. **D., Intra-uterine**, for dilating the uterine cavity by means of air or water. **D., Laryngeal**, an instrument with two or three blades that may be separated, for freeing or dilating the larynx.

**Dilemma** (*di-tem'-ah*) [*δίλημμα*; *δῖς*, double; *λήμμα*, proposition]. In experiments to determine the reaction-time of psychic processes, if the person is told which side is to be stimulated, or what colored disc is to be presented, etc., the time is shorter. Lack of such foreknowledge is called the dilemma.

**Dill** (*dil*). See *Anethum*.

**Dilmaisch Disease**. See *Disease*.

**Diluent** (*dil'-u-ent*) [*diluere*, to wash away]. An agent that dilutes the secretions of an organ, or that increases the fluidity of secretions.

**Dilution** (*di-lu'-shun*) [*diluere*, to wash away]. 1. The process of mixing with a neutral fluid or substance, in

order to attenuate. 2. A diluted substance; the result of a diluting process.

**Dilutionist** (*di-lu'-shun-ist*) [*diluere*, to wash away]. One who advocates the dilution of medicines. **D., High**, a homeopathist who advocates the extreme attenuation of medicines.

**Dimerosomatous** (*dim-er-o-som'-at-us*) [*δῖς*, two; *μέρος*, a part; *σῶμα*, body]. In biology, applied to animals, as spiders, that have the body divided into two regions, cephalo-thorax and abdomen.

**Dimerous** (*dim'-er-us*) [*δῖς*, two; *μέρος*, a part]. In biology, bipartite.

**Dimethyl Ketone**. See *Acetone*.

**Dimethylamin** (*di-meth-il'-am-in*) [*δῖς*, two; *methyl*, *amin*],  $NC_2H_7$ . A non-toxic ptomaine found in putrefying gelatin, old decomposing yeast, certain varieties of fish-decomposition, etc.

**Dimethylarsin** (*di-meth-il-ar'-sin*). See *Cacodyl*.

**Dimethylphenylene-green**. See *Pigments*, *Conspicuous of*.

**Dimetria** (*di-me'-tre-ah*) [*δῖς*, double; *μήτρα*, the womb]. The condition of having a double womb.

**Dimidiate** (*di-mid'-e-at*) [*di*, apart; *medius*, middle]. In biology, divided into halves, or represented by one half only; one-sided. Applied to an anther whose lobes are widely separated by a broad connective, or to animals that are male on one side and female on the other.

**Diminished Breathing**. See *Breath-sounds*.

**Dimorphism** (*di-morf'-izm*) [*δῖς*, double; *μορφή*, form]. The property of assuming or of existing under two distinct forms.

**Dimorphous** (*di-morf'-us*) [*δῖς*, double; *μορφή*, form]. In chemistry, having the quality of two forms of crystallization. In biology, existing in two forms, as individuals of the same species that differ in form, structure, size, or color.

**Dimple** (*din'-pl*) [AS., *dynt*]. A slight depression.

**Dingee** (*din'-ge*). Synonym of *Dengue*.

**Dingler's Green**. See *Pigments*, *Conspicuous of*.

**Dinic, Dinical** (*din'-ik*, or *din'-ik-al*) [*δῖνος*, whirl]. Pertaining to or useful in the relief of vertigo.

**Dinitrobenzene** (*di-ni-tro-ben'-zēn*) [*di*, two; *nitrum*, niter; *benzene*],  $C_6H_4(NO_2)_2$ . One of the ingredients of *Roburite*, *q. v.*

**Dinner Pills**. A name applied to various mild cathartic pills taken after meals. See *Lady Webster Pill*.

**Dinomania** (*din-o-ma'-ne-ah*) [*δῖνος*, a whirling dance; *μανία*, mania]. Dancing-mania. Choromania, *q. v.*

**Dinus** (*dī'-nus*) [*δῖνος*, whirl]. Vertigo or dizziness.

**Diceious** (*di-e'-shus*). See *Diecious*.

**Diogenes' Cup**. See *Poculum diogenis*.

**Diognus** (*di-og'-nus*) [*διωγμός*, a chase]. Palpitation of the heart.

**Dionæa** (*di-o-ne'-ah*) [*Διώνη*, Dione]. A genus of plants. **D. muscipula**, a plant of the Sundew family, growing in the Carolinas; Venus's fly-trap. It captures and feeds upon various insects, and is said to contain droserin and azerin, the same digestive ferments that occur in *Drosera*, *q. v.* Unof.

**Dionym** (*dī'-o-nim*) [*δῖς*, two; *ὄνυμα*, name]. A name consisting of two words, as *medulla oblongata*; *corpus callosum*.

**Diophthalmus** (*di-off-thal'-mus*). See *Diprosopus*.

**Diopsimeter** (*di-op-sim'-et-er*) [*δῖοψις*, clear vision; *μέτρον*, a measure]. An instrument for exploration of the visual field.

**Dioptr** (*di-op'-ter*). See *Dioptry*.

**Dioptrimeter** (*di-op-tom'-et-er*). Same as *Optometer*.

**Dioptry** (*di-op-tom'-et-re*) [*διοπτήρ*, a watchman; *μέτρον*, a measure]. The measurement of the accommodative and refractive states of the eye.

**Dioptral** (*di-op'-tral*) [*διοπτήρ*, a watchman]. Pertaining to a dioptry; expressed in dioptries.

**Dioptre** (*di-op'-ter*). See *Dioptry*.

**Dioptric** (*di-op'-trik*) [*διά*, through; *ὁψεσθαι*, to see]. 1. Pertaining to transmitted and refracted light. 2. A dioptry.

**Dioptries** (*di-op'-triks*) [*διά*, through; *ὁψεσθαι*, to see]. A branch of optics treating of the refraction of light by transparent media, especially by the media of the eye.

**Dioptry** (*di-op'-tre*) [*διά*, through; *ὁψεσθαι*, to see]. The most commonly accepted unit of measurement for optic lenses. A positive (or *plus*) spherical (bi-convex) lens of one dioptry has a focal distance of one meter; one of two dioptries, a focal distance of one-half a meter, etc. See *Lenses*, and *Spectacle-lenses*.

**Diorthosis** (*di-or'-tho-sis*) [*διὰ*, throughout; *ὀρθόειν*, to straighten]. The surgical correction of a deformity, or repair of an injury done to a limb.

**Diorthotic** (*di-or'-thot'-ik*) [*διὰ*, throughout; *ὀρθόειν*, to straighten]. Relating to or effecting a diorthosis.

**Dioscorea** (*di-os-ko'-re-ah*) [*Dioscorides*, a famous Greek physician and botanist]. Wild Yam, Colic Root. The rhizome of *D. villosa*, a creeping-plant, indigenous to the eastern U. S. It is claimed to be expectorant, diaphoretic, and stimulant to the intestinal canal, in large doses causing neuralgic pains and erotic excitement. It is used successfully for bilious colic. **D.**, **Fld. Ext.**, of standard strength, dose  $\text{m}_{\text{XV-XXX}}$ . Unof.

**Dioscorein** (*di-os-ko'-re-in*) [*Dioscorides*, a Greek botanist]. A precipitate from a tincture of the root of *Dioscorea villosa*. It is antispasmodic, expectorant, and diaphoretic. Dose  $\frac{1}{2}$  to 4 grains. Unof.

**Diosma** (*di-oz'-mah*) [*διος*, divine; *ὄσμη*, odor]. Buchu. See *Barosma*.

**Diosmin** (*di-oz'-min*) [*διος*, divine; *ὄσμη*, odor]. An active principle obtained from various species of Buchu. It is an amorphous, bitter substance. Unof.

**Diosmosis** (*di-os-mo'-sis*). Same as *Osmosis*.

**Diotic** (*di-ot'-ik*) [*δις*, two; *ὠτις*, *ὠτίς*, ear]. Binaural; pertaining to both ears.

**Dioxid** (*di-ok's-id*) [*δις*, two; *ὀξύς*, sharp]. An oxid containing two atoms of oxygen and one of a metal.

**Dipentene** (*di-pen'-ten*),  $\text{C}_{10}\text{H}_{16}$ . Cinene; a compound produced by heating pinene, camphor, and limonene to 250–300° C. It is present in the Russian and Swedish turpentine oil. It is a liquid with an agreeable lemon-like odor; sp. gr. 0.853; boils at 175–176° C.

**Dipetalous** (*di-pet'-al-us*) [*δις*, two; *πέταλον*, a leaf]. In biology, two-petaled.

**Diphenyl** (*di-fen'-il*) [*δις*, two; *φαινίξ*, purple-red],  $\text{C}_{12}\text{H}_{10}$ . A hydrocarbon resulting from the action of sodium upon the solution of brom-benzene in ether or benzene. It is also present in coal-tar. It crystallizes from alcohol and ether in large colorless leaflets, melting at 71° C., and boiling at 254° C. **D.-methane**,  $\text{C}_{13}\text{H}_{12}$ . Benzyl benzene; a hydrocarbon obtained from benzyl chlorid and benzene. It is easily soluble in alcohol and ether, possesses the odor of oranges, crystallizes in needles, melts at 26.5° C., and boils at 262° C.

**Diphenylamin** (*di-fen'-il-am-in*) [*diphenyl*; *amin*],  $\text{C}_{12}\text{H}_{11}\text{N}$ . A compound produced in the dry distillation of triphenyl rosanilin (Rosanilin blue); it is also prepared by heating anilin hydrochlorid and anilin to 240°. It is a pleasant-smelling, crystalline compound, melting at 54° and boiling at 310°. It is almost insoluble in water, but readily soluble in alcohol and ether. It serves in the preparation of various dye-stuffs. **D. Orange**. See *Pigments*, *Conspectus of*.

**Diphenylol** (*di-fen'-il-ol*),  $\text{C}_{12}\text{H}_{10}\text{O}$ . Oxy-diphenyl;

obtained by diazotizing amido diphenyl sulphate. It sublimes in shining leaflets, melting at 165° C., and boiling at 305.8° C.

**Diphosphatid** (*di-fos'-fat-id*) [*di*, twice; *phosphorus*]. Any phosphatid containing the phosphorized radical twice (such as *assurin*). Diphosphatids exist in the brain-substance and in other animal tissues.

**Diphtheria** (*dif-*, or *dip-the'-re-ah*) [*δίφθερα*, a skin or membrane]. An acute, epidemic, infectious disease, generally regarded as of specific contagious origin, attacking especially the mucous membrane of the air-passages, and producing profound depression of the vital forces. It is characterized specifically by the formation of layers of whitish or yellowish membrane upon the mucous membrane of the pharynx, nose, and larynx, and upon any existing cutaneous abrasion. The duration of the disease is from one to two weeks, death, when it follows, occurring usually within a week. There are certain grave sequelæ that must be noted; chief among these are various forms of paralysis, especially of the palate. The prognosis is always grave. To stain the microorganisms of diphtheria see *Löffler's Method*, *Gram's Method*,—a fragment of false membrane being spread on a cover-glass, dried, and otherwise treated as a cover-glass preparation. **D.**, **Antitoxin Treatment of**, the treatment of diphtheria with subcutaneous injections of the blood-serum of animals, and more especially the horse, rendered immune to diphtheria by previous and repeated inoculation with progressively increasing doses of the toxic products of the bacillus diphtheriæ. **D. circumscripta**, a peculiar form of diphtheria described by Barrett, in which a distinct circumscribed slough appears on one tonsil, and death often results. **D.**, **Cutaneous**, a form involving abrasions of the skin. **D.**, **Gangrenous**, a gangrene of the skin and mucous membrane sometimes accompanying diphtheria. **D.**, **Laryngeal**, a form involving the larynx, threatening death by suffocation. **D.**, **Malignant**, a very fatal form, beginning with rigor, vomiting, and attended with typhoid symptoms. **D.**, **Nasal**, a form in which the diphtheritic membrane spreads to the nasal passages, and is accompanied by a fetid, brown discharge. **D.**, **Secondary**, a term designating the occurrence of the disease in association with other acute affections, such as typhoid fever, scarlatina, etc. **D.**, **Paraffin Treatment of**, the membrane is scraped or peeled off, and paraffin is applied to the raw surface every hour by means of a large camel's-hair brush.

**Diphtheric** (*dif-the'-ik*) [*δίφθερα*, a skin or membrane]. Pertaining to diphtheria. **D. Conjunctivitis**, a form of conjunctivitis attended with an infiltration of coagulable matter or inflammatory products. **D. Membrane**, the pellicle forming on the parts involved in the diphtheric process. **D. Paralysis**, a paralysis frequently affecting the muscles of the soft palate and larynx, after the healing of the lesions of these parts.

**Diphtheritic** (*dif-the-rit'-ik*) [*δίφθερα*, a skin or membrane]. Same as *Diphtheric*, *q.v.*

**Diphtheritis** (*dif-the-rit'-tis*). See *Diphtheria*.

**Diphtheroid** (*dif-the-roid*) [*δίφθερα*, a skin or membrane]. Resembling diphtheria. **D. Throat**. Synonym of *Herpetic Tonsillitis*.

**Diphthongia** (*dif-thon'-je-ah*) [*δις*, double; *φθέγγος*, a voice]. The production of a double tone of the voice by the incomplete unilateral paralysis of the recurrent nerve, or by some lesion of the vocal bands that causes each portion of the glottis to produce its own sound.

**Diphycercal** (*dif-i-ser'-kal*) [*διφής*, double; *κέρκος*, tail]. In biology, applied to fishes that have the



caudal fin-rays arranged equally above and below the extremity of the spinal column.

**Diphygenic** (*dif-i-jen'-ik*) [*διφής*, of a two-fold nature or form; *γενᾶν*, to produce]. In biology, producing successively two sorts of embryos.

**Diphyllous** (*dif-ill'-us*) [*δύς*, two; *φύλλον*, leaf]. In biology, composed of two leaves or sepals.

**Diphodont** (*dif'-e-o-dont*) [*διφής*, twofold; *ὀδός*, tooth]. In biology, having two sets of teeth, as the milk-teeth and the permanent teeth.

**Diplacusis** (*dip-lak-u'-sis*) [*δίπλος*, double; *ἄκουσις*, hearing]. 1. The hearing of a tone as higher by one ear than by the other; called *D. binauralis*. 2. The hearing of two tones by one ear, when only one tone is produced; called *D. uniauralis*, or *D. monauricularis*.

**Diplanetic** (*di-plan-et'-ik*) [*δύς*, twice; *πλανητός*, wandering]. In biology, applied to organisms that are twice active with an intervening period of quiescence.

**Diplastic** (*di-plas'-tik*) [*δύς*, two; *πλάσσειν*, to form]. A term applied to cells having two substances in their constitution.

**Diplegia** (*di-ple'-je-ah*) [*δύς*, double; *πληγή*, stroke]. Coincident paralysis of two corresponding parts, as of the two arms. Double or bilateral hemiplegia.

**Diplegic** (*di-ple'-jik*) [*δύς*, double; *πληγή*, stroke]. Relating to or of the nature of diplegia.

**Dipleuric** (*di-plu'-rik*) [*δύς*, two; *πλευρά*, side]. In biology, bilaterally symmetric.

**Diplococcus** (*dip-lo-kok'-us*) [*δίπλος*, double; *κόκκος*, kernel]. A micrococcus whose spherules are joined two and two. See *Micrococcus* and *Bacteria*.

**Diplocoria** (*dip-lo-ko'-re-ah*) [*δίπλος*, double; *κόρη*, pupil]. That state in which the pupil is double.

**Diploë** (*dip'-lo-e*) [*διπλόη*, a fold]. The lacunar osseous tissue between the tables of the skull.

**Diploëtic** (*dip-lo-et'-ik*) [*διπλόη*, a fold]. Relating to the diploë; diploic.

**Diplogenesis** (*dip-lo-jen'-es-is*) [*δίπλος*, double; *γένεσις*, production]. The development of a double or twin monstrosity.

**Diploic** (*dip'-lo'-ik*) [*διπλόη*, a fold]. Pertaining to the diploë.

**Diploma** (*dip-lo'-mah*) [*δίπλωμα*, a diploma]. A document granted by an authorized body of men, showing that the recipient has performed certain work under the prescribed conditions, and is entitled to a definite professional rank and title.

**Diplomyelia** (*dip-lo-mi-e'-le-ah*) [*δίπλος*, double; *μυελός*, marrow]. An apparent doubleness of the spinal cord, produced by a longitudinal fissure.

**Diphony** (*dip-loff'-o-ne*) [*δίπλος*, double; *φωνή*, voice]. Same as *Diphthongia*.

**Diphonia** (*dip-lo-fō'-ne-ah*) [*δίπλος*, double; *φωνή*, voice]. A rare symptom of laryngeal disease in which a double note is produced in the larynx. It is stated by Gottstein to occur in some cases of paralysis, or when a small tumor is situated so that on phonation it lies between the vocal bands. Cf. *Diphthongia*.

**Diplopia** (*dip-lo'-pe-ah*) [*δίπλος*, double; *ὄψις*, sight]. Double vision, one object being seen by the eye or eyes as two. **D.**, **Binocular**, the most frequent, is due to a derangement of the muscular balance, the images of the object being thereby thrown upon non-identical points of the retina. **D.**, **Crossed**, or **D.**, **Heteronymous**, the result of divergent strabismus, the image of the right eye appearing upon the left side, and that of the left eye upon the right side. **D.**, **Direct**, or **D.**, **Homonymous**, the reverse of Crossed **D.**, due either to paralysis of the external rectus or

over-action of the internal rectus. **D.**, **Physiologic**, that produced when an imperfect image is seen beyond or within the distance of the object accommodated for and transfix by the visual axes. **D.**, **Monocular**, or **D.**, **Unicocular**, diplopia with a single eye, usually due to polycoria or other imperfections of the media.

**Diplopic** (*dip-lo'-rik*) [*δίπλος*, double; *ὄψις*, sight]. Relating to or affected with diplopia.

**Diplopiometer** (*dip-lo-pe-om'-et-er*) [*δίπλος*, double; *ὄψις*, sight; *μέτρον*, measure]. An instrument for measuring the degree of double vision.

**Diploplacula** (*dip-lo-plak'-u-lah*) [*δίπλος*, double; *πλάξ*, a tablet or plate]. In biology, a placula or discoid embryo composed of two layers of cells.

**Diplostemonous** (*dip-lo-stem'-o-nus*) [*δίπλος*, double; *στήμων*, a thread]. In biology, applied to a flower in which the stamens are double the number of sepals and petals.

**Diploteratography** (*dip-lo-ter-at-og'-ra-fe*) [*δίπλος*, double; *τέρας*, a monster; *γράφειν*, to write]. A term used by Fisher to denote the description and diagnosis of special forms of double monsters.

**Diploteratology** (*dip-lo-ter-at-ol'-o-je*) [*δίπλος*, double; *τέρας*, a monster; *λόγος*, science]. The science of twin monstrosities.

**Dippel's Animal Oil**. Oleum cornu cervi; a pyroigneous oil, containing ammonium carbonate, amines, and aromatic compounds. It is obtained in distilling bone and deer's horn. It is antispasmodic and stimulant. Unof.

**Dipropargyl** (*di-pro-par'-fil*),  $C_6H_6$ . One of the hydrocarbons; a mobile liquid, of penetrating odor, isomeric with benzene; it boils at  $85^\circ C$ ; its specific gravity at  $18^\circ C$ . equals 0.81. If allowed to stand or if heat be applied to it, dipropargyl polymerizes and becomes thick and resinous.

**Diprosopia** (*di-pro-so'-pe-ah*) [*δύς*, double; *πρόσωπον*, face]. In teratology, the duplication of the face.

**Diprosopus** (*di-pros'-o-pus*) [*δύς*, double; *πρόσωπον*, face]. A monster characterized by a duplicity of the face and head, frequently associated with hydrocephalus, acrania, defective development of the brain, and spina bifida. The diprosopi have been classified as follows: 1. *Diprosopus diophthalmus*. 2. *D. distornus*. "Fisher has described the first case of diprosopus diophthalmus, or distornus, reported in English." There was anencephalus, a broad duplex nose, two mouths, one oral cavity, two tongues. 3. *D. triophthalmus*. In this variety there are three eyes, often with other deformities of the face and head, such as acrania, hare-lip, and cleft-palate. 4. *D. tetrophthalmus*. In this variety the differentiation of the two faces is further advanced, but there are still but two ears. There are present four eyes. 5. *D. triotus*. In this variety there are usually four eyes and always three ears. 6. *D. tetrotus*. In this variety, the intermediate stage between diprosopus and dicephalus, there are four eyes and four ears, with considerable duplicity in the cervical region. This is an extremely rare condition in the human race.

**Dipsesis** (*dip-se'-sis*) [*δίψησις*, thirst]. Extreme thirst.

**Dipsetic** (*dip-se'-ik*) [*δίψητικός*, causing thirst]. Causing or attended with thirst.

**Dipsomania** (*dip-so-ma'-ne-ah*) [*δίψα*, thirst; *μανία*, madness]. The uncontrollable desire for spirituous liquors. This is generally considered as a disease.

**Dipsomaniac** (*dip-so-ma'-ne-ak*) [*δίψα*, thirst; *μανία*, madness]. A person affected with dipsomania.

**Dipsopathy** (*dip-sop'-a-the*) [*δίψα*, thirst; *πάθος*, affection]. Any disease depending upon or related to alcoholic excess.

**Dipsosis** (*dip-so'-sis*). See *Dipsesis*.

**Dipterocarpus** (*dip-ter-o-kar'-pus*) [*διπτερος*, two-winged; *καρπός*, fruit]. A genus of trees, mostly S. Asiatic. *D. alatus*, *D. costatus*, *D. hispidus*, *D. laevis*, and *D. zeylanicus* afford wood-oil or gurjun balsam.

**Dipterous** (*dip'-ter-us*) [*δῖς*, two; *πτερόν*, wing]. In biology, two-winged, as a fly or a seed.

**Dipteryx** (*dip'-ter-iks*) [*δῖς*, two; *πτερυγ*, a wing]. A genus of leguminous trees. **D. odorata**, the tree that produces the Tonka Bean, *q. v.*

**Dipygus** (*dip'-ig-us*) [*δῖς*, double; *πυγή*, buttocks]. A monstrosity with more or less duplication of the pelvis and lower parts of the back.

**Dirca** (*der'-kah*) [*Δίρκη*, a fountain near Thebes]. A genus of apetalous shrubs. **D. palustris**, wicopy, leatherwood, or moosewood; a N. American thymelaeaceous shrub, with the properties of mezereon. It is sparingly used in domestic practice for dyspepsia and hemicrania. Unof.

**Direct** (*di-rekt'*) [*directus*, straight]. In a right or straight line. **D. Current**. See *Current*. **D., Image**. See *Image*. **D. Ophthalmoscopy**. See *Ophthalmoscopy*. **D. Vision**, the perception of an object the image of which falls upon the maculae.

**Direction** (*di-rek'-shun*) [*dirigere*, to direct]. Relative position considered without regard to linear distance. **D.-spindle**, a fusiform body of the ovula, stretching from the germinal vesicle toward the surface.

**Director** (*di-rek'-tor*) [*dirigere*, to guide]. Anything that guides or directs. **D., Grooved**, an instrument grooved to guide the knife in surgical operations.

**Dirigomotor** (*dir-ig-o-mot'-tor*) [*dirigere*, to direct; *motor*, a mover]. Causing or involving motion and at the same time directing that motion to an end.

**Dirt** (*dert*) [ME., *drit*]. Excrement; feces. **D.-eating**. See *Chthonophagia* and *Geophagism*.

**Dis** [*δῖς*, twice]. A prefix used to denote two or double. Also, a prefix to denote apart from.

**Disaccharids** (*di-sak'-ar-ids*). See *Carbohydrates*.

**Disarthral** (*dis-ar'-thral*) [*δῖς*, twice; *ἄρθρον*, a joint]. Relating to muscles that pass over two joints, *e. g.*, the biceps.

**Disarticulation** (*dis-ar-tik-u-la'-shun*) [*dis*, apart; *articulum*, a joint]. Amputation in the contiguity of a part or at a joint.

**Disassimilation** (*dis-as-sim-il-a'-shun*) [*disassimilatio*]. In ophthalmology, the decomposition of visual substances in the retina.

**Disassociation** (*dis-as-o-se-a'-shun*) [*dis*, apart; *associare*, to unite with]. In chemistry, the decomposition of a compound by heat, the molecules reuniting on the removal of the heat.

**Disc** (*disk*) [*discus*, *δίσκος*, a quoit or round plate]. A circular, plate-like organ or body, especially the papilla of the eye, the entrance of the optic nerve into the eyeball. Its area corresponds with that of the blind spot. In dentistry, an instrument in the form of a disc, made of emery, cuttle-fish, bone, or sand-paper, for finishing fillings on surfaces between teeth. **D., Blood**. See *Blood-corpuscle*. **D.-carrier**, an instrument applied to the dental engine for the better application of corundum discs to the teeth. **D., Choked**. See *Papillitis*. **D., Corundum**. A device used in dentistry for separating teeth, by cutting away a portion; it is used with the dental engine, and applied by means of carriers, that admit of ready adjustment and change of the disc to any desired angle with the shaft containing it. **D., Cupping of**. See *Excavation of the Optic Nerve*. **D., Germinal**, the small disc of the blastodermic membrane, in which the first traces of the embryo are seen. **D., Hypermetropic**, hazy; simulating optic neuritis, observed in hypermetropia. **D., Proliferous**. See *Discus proligerus*.

**Discharge** (*dis-charj'*) [ME., *dischargen*, to unload]. Any evacuation; that which is evacuated. See also *Pigments*, *Colors* and *Dyestuffs*.

**Discharger** (*dis-char'-jer*). See *Electric*.

**Discharging** (*dis-charj'-ing*) [ME., *dischargen*, to unload]. Unloading, flowing out, as pus, etc. **D. Centers**, nerve-centers whence emanate influences which, according to the structures at the other ends of the nerves connected with them, may cause movements (muscles), secretion (glands), or contraction of vessels. **D. Lesion**, a brain-lesion that causes sudden discharges of nervous motor influence.

**Disciferous** (*dis-ij'-er-us*) [*discus*, a disc; *ferre*, to bear]. In biology, disc-bearing.

**Discifloral** (*dis'-if-lo-ral*) [*discus*, a disc; *flos* (*flor*), a flower]. In biology, applied to such flowers as have the receptacle expanded into a conspicuous disc.

**Discissio cataractæ**. See *Discission*.

**Discission** (*dis-ish'-un*) [*discissio*; *discindere*, to tear or cut apart]. 1. Bilateral incision, as of the cervix uteri. 2. An operation for cataract. See *Cataract*.

**Discoblastula** (*dis-ko-blas'-tu-lah*) [*δίσκος*, a disc; *βλαστός*, a germ]. In embryology, the blastula resulting from the development of a discomorula.

**Discocarp** (*dis'-ko-karj'*) [*δίσκος*, a disc; *καρπός*, a fruit]. In biology, applied to those fruits in which the expanded receptacle encloses the seeds or achenia; also the same as *Apothecium*.

**Discocyttula** (*dis-ko-sit'-u-lah*) [*δίσκος*, a disc; *κύτος*, a cell]. In embryology, the cyttula resulting from the reformation of a nucleus in a discomonerula.

**Discodactyl** (*dis-ko-dak'-til*) [*δίσκος*, a disc; *δάκτυλος*, a finger]. In biology, applied to those animals (*e. g.*, toads and frogs) the ends of whose toes are provided with disc-like dilatations.

**Discogastrula** (*dis-ko-gas'-tru-lah*) [*δίσκος*, a disc; *γαστήρ*, belly; *gastrula*, a two-layered germ-cup]. The gastrula resulting from discoid egg-cleavage or discoid segmentation of the yolk.

**Discoid or Discoidal** (*dis-ko-koid*, *dis-koi'-dal*) [*δίσκος*, a disc]. Somewhat disc-shaped.

**Discomonerula** (*dis-ko-mo-ner'-u-lah*) [*δίσκος*, disc; *μονήρυς*, solitary]. In embryology, a disc-like monerula of a meroblastic ovum.

**Discomorula** (*dis-ko-mor'-u-lah*) [*δίσκος*, a disc; *morula*, dim. of *morum*, a mulberry]. In embryology, a disc-like morula of a meroblastic ovum.

**Discrete** (*dis-kret'*) [*discretus*, separated]. A term applied to exanthematous eruptions in which the pustules or papules remain distinct. The opposite of confluent.

**Discus** (*dis'-kus*) [*δίσκος*, a disc]. A disc. **D. proligerus**, the elevated cells of the *membrana granulosa* of the ovum, whereby the ovum is attached.

**Discussion** (*dis-kush'-un*) [*discussio*]. The scattering or driving away of a swelling, effusion, or tumor.

**Discutient** (*dis-ku'-shent*) [*discutere*, to shake apart]. 1. Capable of effecting resolution or discussion. 2. A medicine supposed to have the power of scattering or discussing a swelling.

**Disdiacblast** (*dis-dil'-ak-last*) [*δῖς*, double; *διά*, through; *κλάειν*, to break down]. Any one of the (supposed) small doubly-refractive elements in the contractile discs changing its position during muscular contraction and relaxation.

**Disease** (*dis-ee'*) [*dis* negative; *ease*, a state of rest]. A condition of the body marked by inharmonious action of one or more of the various organs, owing to abnormal condition or structural change. A *Table of Diseases* named after men who have described or have especially studied them is appended. **D., Acute**, a disease marked by rapid onset and course. **D., Bad**,



a synonym of syphilis. **D., Bleeders'**, synonym of *Hemophilia*. **D., Chronic**, one that is slow in its course. **D., Constitutional**, one in which a system of organs or the whole body is involved. **D., Coarse**, the macroscopic organic lesions in a disease. **D., Cretinoid**. See *Myxedema*. **D. of Ditmarsch**, a form of endemic syphilis that was seen in Ditmarsch from 1762-1842. **D., Fatigue**. See *Fatigue*. **D., Feigned**, the wilful simulation of disease or injury, through malice or for the purpose of attaining a desired end. **D., Focal**, a centrally localized disease of the nervous system as distinguished from peripherally localized affections. **D., Functional**, abnormality of function without discoverable organic lesion. **D., Grouse**. See *Grouse Disease*. **D., Idiopathic**, one that exists by itself without any connection with another disorder; one of which the cause is unknown. **D., Intercurrent**, a disease occurring during the progress of another of which it is independent. **D., Knife-grinder's**, chronic catarrhal bronchitis met with in knife-grinders. **D., Pearl-worker's**, a recurrent bone-inflammation, with enormous hypertrophy of the bone, seen in workers in pearl-dust. **D., Saint Gothard**, a synonym of *Anchylostomiasis* or *Dochmiasis*, *q. v.* **D., Septic**, one arising from the putrefactive fermentation of some foreign substance within the body. **D. of Siam**. Synonym of *Yellow Fever*. **D., Specific**, one caused by the introduction of a specific virus or poison within the body; also a synonym of *Syphilis*. **D., Subacute**, one more protracted and less active than an acute disease. **D., Subchronic**, one less protracted than a chronic disease, but more protracted than an acute disease. **D., Symptomatic**, a disease caused by or connected with another ailment of the body. The opposite of idiopathic disease. **D., Zymotic**, a term used to include the whole class of germ-diseases, or those arising from the introduction and multiplication of some living germ within the body.

**Disengagement** (*dis-en-gaj'-ment*) [Fr., *desengager*, to disengage]. Emergence from a confined state; especially the escape of the fetus from the vaginal canal.

**Disfigurement** (*dis-fig'-ar-ment*) [*dis*, priv.; *figurare*, to fashion]. Blemish; deformity.

**Disinfectant** (*dis-in-fek'-tant*) [*dis*, neg.; *inficere*, to corrupt]. An agent that destroys disease-germs and noxious properties of fermentation and putrefaction.

**Disinfection** (*dis-in-fek'-shun*) [*dis*, neg.; *inficere*, to corrupt]. The destroying of disease-germs by means of heat, chemic substances, fumigation, or by fresh air. **D., Ransom's Apparatus for**, a method of disinfection by means of dry heat. **Washington Lyon's Apparatus**, a method in which steam is employed as the active agent.

**Disinfectol** (*dis-in-fek'-tol*) [*dis*, neg.; *inficere*, to corrupt]. An antiseptic substance analogous to creolin and lysol. It is used in the form of a two to five per cent. emulsion.

**Disinfectol** (*dis-in-fek'-tor*) [*dis*, neg.; *inficere*, to corrupt]. An apparatus for the purpose of disinfection.

**Disintegrate** (*dis-in'-te-grät*) [*dis*, apart; *integer*, the whole]. To break up or decompose.

**Disinvagination** (*dis-in-vaj-in-a'-shun*) [*dis*, neg.; *in*, in; *vagina*, a sheath]. The reduction or relief of an invagination.

**Disjoint** (*dis-joint'*) [*disjoindre*, to disjoin]. To disarticulate; to separate, as bones, from their natural relations.

**Disk**. See *Disc*.

**Disklet** (*disk'-let*) [*δίσκος*, a disc]. A little disc.

**Dislocation** (*dis-lo-ka'-shun*) [*dis*, apart; *locare*, to place]. The luxation or abnormal displacement of one or more bones of a joint, or of any organ from its

natural position. **D., Complete**, the bones entirely separated. **D., Compound**, the coverings of the joint ruptured. **D., Consecutive**, the displaced bone is not in the same position as when originally misplaced. **D. of Eyeball**, displacement of the eyeball outside of the lids. **D. of Lens**, the crystalline lens thrown out of its capsule, or misplaced so that it does not occupy its proper position behind the pupil. **D., Old**, inflammatory changes having ensued. **D., Partial, or Incomplete**, the articulating surfaces remaining in partial contact; called, also, *Subluxation*. **D., Primitive**, the bones remaining as originally displaced. **D., Recent**, no inflammatory changes having ensued. **D., Simple**, without laceration of the surrounding parts. **Diastasis**, dislocation of an amphiarthrotic joint; also a separation, as of the parts of a muscle, or of the epiphysis of a bone from the diaphysis.

**Disorder** (*dis-or'-der*). See *Disease*.

**Disorganization** (*dis-or-gan-iz-a'-shun*) [*dis*, priv.; *organizare*, to organize]. Destruction or loss of organic structure; complete pathologic or traumatic change in the minute structure of any tissue.

**Disparate** (*dis'-par-at*) [*dispar*, unequal]. Not alike; unequal or unmated. **D. Points**, non-identical points of the two retinae. Diplopia is produced when the images of a single object fall upon such points.

**Dispareunia** (*dis-par-oo'-ne-ah*). See *Dyspareunia*.

**Dispensary** (*dis-pens'-ar-e*) [*dispensare*, to distribute]. A charitable institution where medical treatment is given the poor and medicines are dispensed on prescription.

**Dispensatory** (*dis-pens'-at-or-e*) [*dispensatorium*, an apothecary's diary]. A treatise on the materia medica, and the composition, effects, and preparation of medicines.

**Dispensing** (*dis-pens'-ing*) [*dispensare*, to weigh out]. The measuring, weighing, and issuing of the drugs ordered in a prescription.

**Dispersion** (*dis-per'-shun*) [*dispersio*; *dispersus*, scattered]. The resolution, discussion, or scattering of an inflammation or other morbid condition. In physics, the separation of a ray of white light into colored rays; also, any scattering of light, as that which has passed through ground glass.

**Dispirem** (*di-spi'-rem*) [*dis*, two; *spira*, a spiral]. In embryology, the two skeins of a dividing nucleus formed from the nuclear loops and giving rise to the daughter nuclei. It is the seventh stage of *Karyokinesis*, *q. v.*

**Displacement** (*dis-pläs'-ment*) [Fr., *desplacer*, to displace]. A putting out of place; applied to various organs, as the uterus, heart, etc. **D. of Mortality**. See *Carnot's Doctrine*.

**Dispora caucasica** (*dis'-por-ah kaw-kas'-ik-ah*). See *Bacillus causicus*, under *Bacteria*, *Synonymatic Table of*.

**Disposition** (*dis-po-sish'-un*) [*dispositio*, an arranging]. Tendency, either physical or mental, to certain diseases.

**Dissection** (*dis-ek'-shun*) [*dissectio*, *dissecare*, to cut up]. The disassociation and exposition by means of incisions, cutting apart, etc., of the organs of the body, for purposes of scientific study. **Dissecting Aneurysm**. See *Aneurysm*. **Dissecting Wound**, injury during dissection, with consequent introduction of septic material. It may become constitutional and result in septicemia, or it may take the form of warts, *Verruca necrogenica*. The sore resulting directly from the prick or abrasion is called *Post-mortem pustule*.

**Disseminated** (*dis-em'-in-a-ted*) [*disseminare*, to scatter seed]. Scattered; spread over a large area. **D. Sclerosis**. See *Insular Sclerosis*.

# TABLE OF EPONYMIC DISEASES.

NAME.	PART AFFECTED.	SYMPTOMS.	PATHOLOGY.	ETIOLOGY.	SYNONYMS.
Addison's disease. See <i>Addison's disease</i> .	Supra-renal capsules and some abdominal sympathetic nerves and ganglia.	Brown pigmentation of the skin, progressive anemia, asthenia, death from exhaustion.	Tuberculous infiltration and fibro-carcous degeneration of the capsules.	Tubercle-bacillus.	Melasma supra-renal; dermatomelasma supra-renal; cutis area; bronzed-skin disease; copper-skin.
Addison's keloid or cheloid.	Skin of breast, face, and neck.	Contractions of the skin and fascia; scar-like growths, of rounded, ovoid, or irregular shape; pale-yellowish or brownish in color; fixation of joints from skin-induration.	Formation of scar-tissue.	Traumatism.	Morphea; circumscribed scleroderma; scleroderma localis.
Alibert's keloid.	Skin of sternum, shoulders and neck.	Fibrous outgrowths of the skin.	Formation of connective tissue.	Obscure; traumatism.	Cheloid; kelis; fungoid mycosis; true keloid.
Aran-Duchenne's disease.	Spinal cord.	Progressive muscular atrophy, spastic condition, tremors.	Degeneration of the motor nuclei in the pyramidal tracts of the cord and medulla; fatty and sclerotic changes in the muscles.	Unknown.	Crueilhier's palsy; progressive muscular atrophy; Crueilhier's atrophy; Duchenne's disease.
Balser's fatty necrosis.	Pancreas, omentum, mesentery.	Indefinite; those of acute pancreatitis.	Areas of opaque, white, fatty, and calcareous degeneration in the organs affected.	Obscure.	
Barton's fracture.	Radius (lower extremity).	Silver-fork deformity.	A chipping off of the articular surface.	Traumatism.	
Basedow's disease.	See <i>Graves' disease</i> .				
Bazin's disease.	Mucous membrane of cheek.	Psoriatic eruption on the buccal mucous membrane.	That of psoriasis.	Obscure.	Buccal psoriasis.
Béclard's hernia.	Intestine.	Those of hernia.	Femoral hernia, through the saphenous opening.	Strain; traumatism.	
Bednar's aphtha.	Mucous membrane of hard palate of the new-born.	Progressive marasmus and death.	Specific ulcerative stomatitis of the hard palate.	Microbic.	Ulcerative stomatitis of the new-born; plaques pterygoïdennes; aphthæ of the palate; athrepsia.
Begbie's disease.	See <i>Graves' disease</i> and <i>Bergeron's disease</i> .				
Beigell's disease.	See <i>Bergeron's disease</i> .				
Bell's disease or mania.	Brain.	Acute delirium, wild hallucinations, insomnia, slight fever, dry tongue, rapid running pulse.	No lesions found.	Obscure.	Acute delirium; acute periencephalitis.
Bell's palsy or paralysis.	Facial nerve.	Immobility of the affected side of the face; impairment of hearing; herpes; occasional neuralgia.	Lesion of the facial nerve; a neuritis.	Tumors; abscess; chronic inflammation; cold.	Facial paralysis.
Bérard's aneurysm. See <i>Aneurysm</i> .	Artery.	Those of aneurysm.	That of aneurysm.	Traumatism; strain; atheroma.	
Bergeron's disease.	Any group of muscles, as of abdomen, head, etc.	Localized rhythmic movements.	None.	Hysteria.	Localized rhythmic chorea; hysterical chorea; Begbie's disease.
Blainville's ear.	Ear.	Asymmetry of the ears.	Deformity of the ears.	Congenital.	
Bostock's catarrh.	A synonym of <i>Hay-fever</i> .	<i>q. v.</i>			



Bouillaud's disease.	A synonym of <i>Endocarditis</i> , <i>q. v.</i>				
Boyer's cyst.	Subhyoid bursa.	Painless and gradual enlargement of the bursa.	Inflammation of the renal tissues.	Irritation.	
Bright's disease. See <i>Bright's Disease</i> .	Kidney.	Edema, anemia, albuminuria, tubercasts.	None.	Cold; specific poisons; lead-poisoning; repeated congestion.	Nephritis; kidney-disease.
Briquet's ataxia.	Nervous system.	Ataxia; local anesthesia; hysterical manifestations.	Lesion of third left frontal convolution of the brain.	Hysteria.	Hysterical ataxia.
Broca's aphasia.	Brain.	Loss of speech from incoördination of the muscles; agraphia; right-sided hemiplegia.	Ulceration of bone-tissue.	Various diseased conditions of the brain.	Motor aphasia; ataxic aphasia.
Brodie's abscess.	Head of the tibia.	Those of bone-abscess.	Pulpy degeneration of the synovial membrane of a joint, especially of the knee.	Tubercle-bacillus; traumatism.	
Brodie's disease or knee.	Knee and other joints.	Those of synovitis.			
Brown-Séquard's disease.	Spinal cord.	Paralysis of a limb or side of the body, corresponding to the lesion in the cord; anesthesia on the opposite side; increased reflexes on side of lesion.		Tumors or traumatism of one side of the cord at some level.	Brown-Séquard's paralysis.
Budd's jaundice.	A synonym of <i>Acute Yellow</i> .	<i>low Atrophy of the liver</i> . See <i>Icterus</i> .			Icterus typhoides (of Lebert).
Buhl's disease.	All the organs of the new-born.	Icterus, cyanosis, diarrhea, vomiting.	Acute fatty degeneration of all the organs.	Septic infection.	Icterus of the new-born.
Carswell's grapes.	Lungs.	Those of pulmonary tuberculosis.	Racemose distribution of tuberculous infiltration about the smaller bronchial tubes.	Tubercle-bacillus.	
Cazenave's lupus.	Skin of face and head, usually; occasionally that of extremities, rarely on trunk.	Characteristic eruption on skin. See <i>Lupus</i> .	Inflammation of corium with cell-infiltration.	Unknown; preëxisting congestion of skin.	Lupus erythematoses; lupus erythematosus.
Chabert's disease.	A synonym of <i>Symptomatic</i> .	<i>Authrax</i> or <i>Black-leg</i> , <i>q. v.</i>		Obscure.	Disseminated sclerosis; cerebro-spinal sclerosis; insular sclerosis; multilocular sclerosis; multiple sclerosis.
Charcot's disease ( <i>sclérose en plaques</i> ).	Brain and spinal cord.	Spastic paraplegia with great increase in the reflexes; volitional tremor; scanning speech; nystagmus; mental debility; vertigo; attacks of coma.	Atrophy of the anterior horns and sclerosis of the antero-lateral columns.	Hereditary; cold; wet; exposure; worry.	Anvotrophic lateral sclerosis; primary lateral sclerosis; primary spastic paraplegia; lateral sclerosis; chronic anterior poliomyelitis; progressive muscular atrophy.
Charcot's disease.	Pyramidal tracts of medulla and spinal cord.	Progressive emaciation, and wasting of the muscles; spastic condition of the muscles; increased reflexes; tremor; failure of memory; dementia.	Chronic inflammation of the synovial membrane, later involving the bony substance.	Various diseases of the spinal cord (Pott's disease; tumors of the gray substance; locomotor ataxia; syringomyelia); traumatism.	Spinal arthropathy.
Charcot's joint.	Any joint.	Swelling; but slight local heat and pain; soreness on motion.			

TABLE OF EPONYMIC DISEASES.—*Continued.*

NAME.	PART AFFECTED.	SYMPTOMS.	PATHOLOGY.	ETIOLOGY.	SYNONYMS.
Cloquet's hernia.	Intestines.	Those of hernia.	Femoral hernia resting on the pectineus muscle, the tumor having turned within and behind the femoral vessels.	Strain ; traumatism.	Pectineal crural hernia.
Colles' fracture.	Radius (lower third).	Silver-fork deformity.	A splitting from $\frac{1}{4}$ -inch to $1\frac{1}{2}$ -inches above the articulation.	Traumatism.	
Concato's disease.	Serous membranes, especially the pleura.	Vary with the membranes involved.	Progressive and malignant inflammation of various serous membranes.	Obscure.	Polyorrhymenitis ; polyorrhomenitis.
Cooper's (Astley) hernia.	Intestines.	Those of hernia.	Congestion ; strangulation of the bowel.	Lodgment of the small intestine in the duodeno-jejunal fossa.	Mesenteric hernia ; retroperitoneal hernia.
Cooper's irritable breast.	Synonym of <i>Mastodynia</i> .	<i>q. v.</i>			
Cooper's irritable testicle.	Synonym of <i>Orchialgia</i> .	<i>q. v.</i>			
Corrigan's disease.	A synonym of <i>Aortic Insufficiency</i> .	<i>competency, q. v.</i>			
Cruveilhier's atrophy or palsy.	See <i>Aran-Duchenne's Disease</i> .				
Cruveilhier's disease.	Stomach.	Pain ; hæmatemesis ; vomiting ; emaciation ; peritonitis (occasionally).	Ulceration of the gastric wall.	Improper diet and hygiene.	Simple ulcer of the stomach.
Curling's ulcer.	Duodenum.	Vary with the part affected, and are preceded by a rapid disappearance of the local signs.	Ulceration of the bowel-wall.	Burns of the surface.	Duodenal ulcer.
DaCosta's disease.	Gastro-intestinal tract ; heart, brain.	Characteristic lesions of the skin. See <i>Darier</i> .	Vary with the localization of the disease.	Gouty diathesis.	Suppressed gout ; retrocedent gout ; lithemia.
Darier's disease.	Skin of body.		Inflammation of the skin-layers, with cell-infiltration.	Obscure.	Psorospermose folliculaire végétante ; keratosis follicularis ; ichthyosis sebacea cornea.
Darwin's ear.	Ear.	Absence of the upper part of the helix, and formation of cartilaginous nodules in the helix.	Malformation.	Congenital.	
Devergie's disease.	See <i>Gibber's pityriasis</i> .				
Donders' glaucoma.	Eye.	Those of glaucoma.	Atrophy of the optic papilla and hardening of the eyeball.	Obscure.	Simple atrophic glaucoma.
Dressler's disease.	Blood.	Recurring periodic attacks of hæmaturia.	Presence of coloring-matter of the blood in the urine.	Malarial.	Paroxysmal hæmoglobinuria ; intermittent hæmoglobinuria ; periodic hæmoglobinuria ; Harley's disease.
Dubini's disease.	Nervous system.	Progressive palsy and wasting, with sudden, shock-like movements.	Obscure.	Obscure.	Electric chorea.
Duchenne's disease.	See <i>Aran-Duchenne's Disease</i> .				
Duchenne's disease.	A synonym of <i>Hulbar Paralysis</i> .	<i>alysis, q. v., and of Progressive Locomotor ataxia.</i>			



A synonym of <i>Pseudo-hydrocephalus</i> .		<i>peritrophic paralytic</i> .	
Duchenne's paralysis.	Skin.	Undetermined.	Obscure.
Dühring's disease, or impetigo.			
Dupuytren's contraction.	Palmar fascia and contiguous structures.	Contraction of one or more fingers.	Burns and injuries.
Dupuytren's hydrocele.	Tunica vaginalis testis.	Those of hydrocele.	Same as hydrocele.
Eichhorst's neuritis.	Nerves.	Those of neuritis.	Obscure.
Eichstedt's disease.	Skin.	Characteristic lesion. See <i>Tinea versicolor</i> . Slight or no subjective symptoms.	A vegetable parasite; microsporion furfur.
Erb's disease.	Spinal cord.	Progressive wasting of various groups of muscles in upper arm and shoulder, and gluteal and thigh muscles; later, hypertrophy.	Largely hereditary; disease of puberty.
Erb's palsy.	Pyramidal tracts of cord.	Loss of power; spasm of muscles of lower extremities; spastic gait; cross-legged progression; increased reflexes.	Syphilis, frequently
Erb-Charcot's disease.			
Erichsen's disease.	Cerebro-spinal axis.	Those of neurasthenia and hysteria.	Spasmodic locomotor ataxia.
Fauchard's disease.	Dental alveoli.	Pain; suppuration; swelling.	Railway spine, <i>q. v.</i> ; railway brain; traumatic hysteria.
Flajani's disease.	Synonym of <i>Exophthalmic</i>	<i>goitre</i> .	Alveolo-dental periostitis; pyorrhæa alveolaris; alveolar abscess; Riggs' disease.
Fothergill's disease, or faceache.	Facial nerve.	Severe pain in face; tender points of Vallerx; salivation; herpes; lachrymation.	Facial neuralgia; tic douloureux; trifacial neuralgia; prosopalgia; trigeminal neuralgia.
Fothergill's sore-throat.	Throat.	Pain; swelling; associated symptoms of scarlet fever.	Scarlatina anginosa; anginoid scarlet fever.
Friedreich's ataxia or disease.	Spinal cord.	Peculiar swaying, irregular gait; also similar movements of head and arms; reflexes frequently lost; nystagmus; talipes equinus; lateral curvature of spine; scanning speech.	Hereditary ataxia; family ataxia; postero-lateral sclerosis; hereditary ataxic paraplegia.
Friedreich's disease.	Synonym of <i>Paranyoclon-</i>		
Gerlier's disease.	Nervous system.	Sudden paroxysms of piosis; rotary vertigo; muscular paresis; cervico-occipital pain.	Paralyzing vertigo.
Gibbon's hydrocele.	Scrotum and bowel.	Those of hydrocele and hernia.	
Gibert's pityriasis.	Skin.	Characteristic eruption; free desquamation; chronic course; itching; progressive emaciation; exhaustion; death.	Pityriasis ruber; dermatitis exfoliativa; pityriasis ruber aigu; Devergie's disease; Hebra's pityriasis.

TABLE OF EPONYMIC DISEASES.—Continued.

NAME.	PART AFFECTED.	SYMPTOMS.	PATHOLOGY.	ETIOLOGY.	SYNONYMS.
Glénard's disease.	Abdominal viscera.	Those of gastro-intestinal disturbance with neurosthenia; prolapse of abdominal organs; looseness of mesenteric and peritoneal attachments.	Occurs in pendulous abdomen, etc.	Relaxation and neurosthenia.	Enteroptosis; splachnoptosis.
Glissonian cirrhosis.	Liver.	Those of cirrhosis.	Liver much reduced in size, covered by a firm grayish membrane; cirrhotic changes in parenchyma.	Alcoholism; cyanotic induration.	Perihepatitis.
Gourand's (or Goyrand's) disease.	The bowel.	Those of hernia.	That of hernia.	Usual causes of hernia.	Inguinal intestinal hernia.
Graves' disease. See <i>Graves' Disease</i> .	Thyroid gland, eyes, heart.	Cardiac palpitation; goiter; exophthalmos; Graefe's lid-sign; Stellwag's sign.	Unknown.	Obscure, but most frequent in neurotic persons.	Exophthalmic goiter; Basedow's disease; Parry's disease; Begbie's disease; March's disease; Parson's disease; Stokes' disease.
Gubler's tumor.	Wrist.	Prominence on back of wrist in wrist-drop.		Lead-poisoning.	
Hall's (Marshall) disease.	Brain.	Occasional convulsions; semi-comatose condition; irregular pulse; contracted pupils; flaccid, depressed fontanels; retracted head; Cheyne-Stokes breathing.		Early age; prolonged illness; premature weaning.	Hydrocephaloid disease; spurious hydrocephalus; hydroencephaloid disease.
Halsterri's disease.	Entire body.	Those of syphilis.	That of syphilis	Syphilitic virus.	Endemic syphilis.
Hammond's disease.	Brain and cord.	Constant rhythmic movements of fingers and toes.	Obscure.	Lesion of the brain and cord.	Atetosis; post-hemiplegic chorea.
Hanot's disease.	Liver.	Chronic jaundice; absence of ascites; enlargement of spleen.	Increase of intralobular and interlobular connective tissue; liver large, smooth, firm.	That of cirrhosis.	Hypertrophic cirrhosis of liver; biliary cirrhosis.
Harley's disease.	See <i>Dressler's Disease</i> .				
Heberden's asthma.	Synonym of <i>Angina pectoris</i> , <i>q. v.</i>				
Heberden's disease or rheumatism.	Smaller articulations, as those of the fingers.	Those of chronic rheumatism, with formation of nodosities.	Destruction of the cartilages; roughening of articular surfaces; thickening of the ligaments.	That of rheumatism.	Osteo-arthritis; rheumatic arthritis; digitorum nodi.
Hebra's erythema.	Skin.	Characteristic eruption; slight constitutional manifestations.	Inflammatory effusion of serum and leukocytes.	Early adult age; spring and autumn; irritating ingesta; specific bacilli (?).	Polymorphous erythema; erythema multiforme.
Hebra's pityriasis.	See <i>Gibert's pityriasis</i> .				
Hebra's prurigo.	Skin.	Characteristic eruption; limbs feel like coarse brown paper; incurable; persists through life.	Unknown—probably a neurosis.	Poor food; poor hygiene; early age.	Prurigo ferox; congenital prurigo.
Henoch's purpura.	Skin.	Purpuric eruption, associated with peculiar intestinal symptoms.		Obscure.	



Hesselbach's hernia.	Intestines.	Those of hernia. The hernia presents a lobulated appearance.	There is a diverticulum of the hernia through the cruriform fascia.	That of hernia generally.
Heubner's disease.	Cerebral arteries.	Pain in the head; giddiness; drowsiness; numbness and weakness of one side of body; glycosuria; albuminuria; later, hemiplegia; aphasia; coma, or delirium; death.	Grayish or whitish thickenings of the coats of the vessels; complete or incomplete occlusion of the lumen; growth of fibrous tissue; infiltration of round cells.	Syphilis.
Hodgkin's disease. See <i>Hodgkin's Disease</i> .	Lymph-glands; blood.	Enlargement of the lymphatic glands; marked and progressive anemia; edema of the face; pressure-symptoms; hemorrhages; purpura; dyspnea; hemic murmurs; palpitation; fever; exhaustion; death.	Hyperplasia of lymphoid structures of the body; enlargement of spleen.	Unknown.
Hodgson's aneurysm, or disease.	Aorta, first part.	Those of aneurysm, frequently with hypertrophy and dilatation of the heart.	Inflammatory and sub-inflammatory changes with extreme degeneration.	Hodgson's dilatation.
Hugruler's disease.	Uterus.	Those of fibroid tumor of the uterus; growth; pressure-symptoms; hemorrhage, etc.	Development of fibrous tissue.	Fibro-myoma of the uterus.
Huntingdon's chorea.	Brain.	Irregular movements; disturbance of speech; gradual dementia.	No characteristic lesions; atrophy of the convolutions; chronic meningoenephthalitis.	Hereditary chorea; chronic chorea.
Inman's myalgia	Muscular system.	Muscular pain of any origin.	None.	Muscular rheumatism.
Jacksonian epilepsy.	Brain-cortex.	Spasm of a single group of muscles in the face, arm, or leg, or other region; no loss of consciousness; usually there are sensory phenomena.	Lesion of the motor area of the brain.	Cortical epilepsy; symptomatic epilepsy; focal epilepsy; partial epilepsy; epileptiform seizures.
Jacob's ulcer.	Eyelid.	Slow ulceration at inner end of lower lid.	Epithelial cancer-formation; edges indurated and elevated; no lymphatic involvement.	Rodent ulcer of the eyelid; lupus of the eyelid; carcinoma of the eyelid.
v. Jaksch's disease.	A synonym of <i>Pseudo-leukocythemia</i> occurring in infants. See <i>kocythemia</i>		<i>Hodgkin's Disease</i> .	Infantile pseudo-leukemic anemia; anæmia pseudo-leukemica infantilis.
Kaposi's disease.	Skin.	Characteristic eruption, followed by atrophy of the skin and formation of epithelial carcinomata; emaciation; exhaustion; death.	Atrophic degeneration of the skin.	Xeroderma pigmentosum; parchment skin; atropioderma pigmentosum; angiooma pigmentosum atrophicum; dermatosis kaposi; idioderma essentialis cum melanosii et telangiectasia; melanosis lenticularis progressiva.
Kopp's asthma.	See <i>Millar's Asthma</i> .			
Krishaber's disease.	Nervous system.	Hyperesthesia; illusions of sense; vertigo; tachycardia.	Neurosis.	Cerebro-cardiac neuropathy.
Krönlein's hernia.	Intestines.	Those of hernia.	A variety of inguinal hernia.	Inguino-preperitoneal hernia.
Kussmaul's coma.	A synonym of <i>Diabetic</i>	Coma. See <i>Diabetes</i> and <i>Coma</i> .		

TABLE OF EPONYMIC DISEASES.—Continued.

NAME.	PART AFFECTED.	SYMPTOMS.	PATHOLOGY.	ETIOLOGY.	SYNONYMS.
Kussmaul's disease.	Spinal cord.	Sudden onset; rapid muscular wasting; reaction of degeneration; fever.	Acute hemorrhagic myelitis of the anterior horns, with degeneration and destruction of the large ganglion-cells.	Unknown.	Acute atrophic spinal paralysis; polio-myelitis anterior.
Lacune's atrophic cirrhosis.	Liver.	Digestive derangement; diminution in size of liver; tendency to hemorrhage; ascites; jaundice.	Great reduction in the size and weight of the liver, with deformity; surface granular; substance composed of greenish-yellow islands surrounded by grayish-white connective tissue.	Alcoholism; lead-poisoning; malaria; gout.	Chronic interstitial hepatitis; atrophic cirrhosis; portal cirrhosis.
Landouzy-Déjerine type of muscular atrophy.	Spinal cord.	Wasting of muscles of face and those of the scapulo-humeral groups.	Degeneration of the muscles involved, which undergo a fatty and sclerotic change; degeneration of motor nuclei in spinal cord.	Hereditary; age twenty to thirty years.	Facio-scapulo-humeral type of idiopathic muscular atrophy.
Landry's paralysis.	Spinal cord.	Loss of motor power in the lower extremities gradually extending upward; exhaustion; loss of reflexes; sensation usually intact; death usually.	Degenerative changes in the anterior roots of the spinal nerves.	Unknown; most common in males between 20 and 30.	Landry's disease; acute ascending paralysis.
Laugier's hernia.	Intestines.	Those of hernia.	A femoral hernia perforating Gimbernat's ligament.	That of hernia.	
Leber's disease.	Eye.	Those of optic neuritis.	Malformation of optic nerve with atrophy, and inflammatory changes.	Hereditary—affects the males of a family.	Hereditary optic atrophy.
Legal's disease.	Meningo-tympanic region.	Headache.	Inflammatory changes.	Obscure.	
Leyden's neuritis.	Nerves.	Those of neuritis.	Destruction of the nerve-fibers; formation of fibrous connective tissue, with deposit of fat.	That of neuritis.	Lipomatous neuritis.
Leyden's type of muscular atrophy.	Spinal cord.	Wasting of muscles of lower extremities and back; hypertrophy of the calves.	Fatty and sclerotic degeneration of the affected muscles; degeneration of the motor nuclei of the spinal cord.	Hereditary.	Hereditary muscular atrophy.
Little's disease.	Brain and cord.	Stiffness of the legs; talipes equinus with characteristic attitude; crossed-legged progression; lead-pipe contraction; increased reflexes; sensation normal; symptoms of cerebral defects—idiotcy, imbecility, myasthenus.	Lesion of brain-cortex; meningeal hemorrhage; arrest of development of pyramidal tracts.	Difficult labor or premature delivery.	Congenital muscular rigidity; spastic tabes of children; spastic paraplegia of infants; paraplegia cerebri spastica.
Littre's hernia.	Intestines.	Those of hernia.	Hernia of an intestinal diverticulum.	That of hernia.	
Littre's hernia.	Synonym of <i>Richter's</i> .	<i>Hernia</i> .			
Lobstein's cancer.	Abdomen.	Large abdominal tumor, centrally situated; immovable.	Sarcomatous tissue.	Unknown.	Retroperitoneal sarcoma.
Louis' angina.	Synonym of <i>Ludwig's</i> .	<i>Angina</i> .			
Loy's disease.	Entire body of horse.	Characteristic pustular eruption.		Specific virus.	Horse-pox; variola equina.



Ludwig's angina.	Neck.	Swelling, especially in the submaxillary region; intense pain.	Cellulitis of neck.	Usually follows specific fevers, especially diphtheria and scarlet fever; may be idiopathic, or result from trauma.	Louis' angina; cellulitis of the neck.
Malassez' disease.	Testicle.	Tumor of the gland.	Cyst-formation.		Cyst of the testicle.
March's disease.	See <i>Graves' Disease</i> .				
Marie's disease. See <i>Acromegaly</i> .	Bones of face and extremities.	Gradual hypertrophy of the hands, feet, and face; changes in the size of the thyroid gland; headache.	Hypertrophy of the bones; enormous enlargement of the pituitary body.	Unknown; heredity probably.	Acromegaly; acromegalia; akromegaly.
Marjolin's warty ulcer.	Skin.	Wart-like parallel growths; progress slow; glandular enlargement.	Malignant degeneration of a cicatrix or old ulcer.	Old age; heredity.	
McLeod's capsular rheumatism.	Joints.	Those of rheumatism.	Effusion into the synovial capsules and into the synovial sheaths and bursæ around the affected joints.	That of rheumatism.	
Ménière's disease.	Semicircular canals.	Vertigo; nausea; vomiting; deafness; rotatory movements; sudden and temporary apoplectic symptoms; tinnitus aurium; ocular symptoms—nyctagmus, diplopia.	Inflammatory processes in the canals.	Uncertain.	Aural vertigo; auditory vertigo; labyrinthine vertigo.
Millar's asthma.	Nervous system; reflexly the larynx.	Sudden paroxysms of suffocation, with short, sonorous respiration; high mortality.	Neurosis.	Rachitis; early age.	Thymic asthma; spasm of the glottis; laryngismus stridulus; laryngospasm; laryngic suffocation; spasmodic croup; internal convulsions; spasmodic laryngitis; "passion fits;" child-crowning; Kopp's asthma.
Morand's disease.	Extremities.	Paresis of the extremities.	Disease of the nervous system.	Obscure.	
Morand's foot.	Foot.	The presence of eight toes on the foot.	Deformity of foot.	Congenital	
Morel's ear.	Ear.	Flattening of the folds of the ear; thinness of the rim; increase in the size of the ear.	Abnormality of the helix, anti-helix, scaphoid fossa, and crura furcata.	Congenital.	Flat ear.
Morton's foot or Morton's toe.	Metatarsophalangeal joint of the fourth toe.	Pain in the foot.	Local neuritis.	Bruising of one or more branches of the external plantar nerve.	Morton's affection; Morton's toe; metatarsalgia.
Morvan's disease.	A limb.	Loss of sensibility on one side; neuralgic pain and paresthesia of the affected limb; vaso-motor and trophic disturbances, as shown by painless and destructive whitlows.	Disease of the posterior roots of the nerves of the affected limb.	Rheumatic elements (?); hysteria.	Monoplegia anæsthetica.
Nægele's pelvis.	Pelvis.	Deformity of pelvis.	Lack of development of one lateral mass of the sacrum.	Congenital.	Obliquely-contracted pelvis.
Paget's disease.	Bone.	Hypertrophy of the bone-tissue, with deformity.	Inflammatory changes.		Hypertrophic deforming osteitis; osteitis deformans.
Paget's disease.	Nipple and areola.	Eczema-like eruption; intensely red; clear, yellowish, viscid exudation; frequently terminates in carcinoma.	Inflammatory changes; cell-infiltration.	Presence of psorosperms (Darter, Macallum, Oster).	Paget's nipple.

TABLE OF EPONYMIC DISEASES.—Continued.

NAME	PART AFFECTED.	SYMPTOMS.	PATHOLOGY.	ETIOLOGY.	SYNONYMS.
Paget's recurrent fibroid.	Subcutaneous tissue; occasionally the breast.	Recurrent growth; painless; non-involvement of lymphatic glands.	Small spindle-cell sarcoma.	Unknown.	
Park's aneurysm. See <i>Aneurysm</i> .	Arteries and veins.	Those of aneurysm.	Arterio-venous aneurysm; the artery communicates with two contiguous veins.	Trauma.	
Parkinson's disease. See <i>Paralysis agitans</i> .	Nervous system.	Muscular weakness; tremors; rigidity; festination; characteristic attitude.	No constant lesion; probably changes in the cerebral cortex.	Exposure to cold and wet; worry; severe mental shock.	Paralysis agitans; shaking palsy; senile chorea.
Parrot's disease.	Nervous system.			Syphilis.	Syphilitic pseudo-paralysis.
Parry's disease.	See <i>Graves' Disease</i> .				
Parson's disease.	See <i>Graves' Disease</i> .				
Partridge's hernia.	Intestines.	Those of hernia.	Femoral hernia external to the femoral vessels.	That of hernia.	
Pavy's disease. See <i>Albuminuria, Cyclic</i> .	Kidney.	Occasional appearance of a small amount of albumin in the urine.	Renal congestion.	Obscure.	Intermittent albuminuria; paroxysmal albuminuria; cyclic albuminuria; physiologic albuminuria; simple albuminuria; functional albuminuria; transparent albuminuria; albuminuria of adolescence.
Paxton's disease.	Hair of beard.	Nodular growth on the hairs; brittleness of the hairs.	Thickening and roughening of the hair-shaft.	Specific parasite.	Tinea nodosa.
Petit's hernia.	Intestines.	Those of hernia.	Hernia in the lumbar region.	That of hernia.	
Physick's encysted rectum.	Rectum.	Burning pain in the anus and adjacent parts; increased mucous secretion.	Hypertrophy and occasionally inflammation of the natural rectal sacs.	Advanced age.	
Pott's aneurysm. See <i>Aneurysm</i> .	Arteries.	Pulsating tumor under the skin.	That of aneurysm.	That of aneurysm.	Aneurysm by anastomosis; aneurysmal varix.
Pott's disease. See <i>Pott's Disease</i> .	Spinal column.	Curvature of the spine in an antero-posterior direction; persistent lump.	Inflammation and caries of the vertebral bodies and inter-vertebral discs.	Tubercle-bacillus; syphilis; trauma.	Caries of the vertebrae; Pott's curvature.
Pott's fracture.	Fibula.	Those of fracture; dislocation outward of foot.	Fracture of lower end of bone; sometimes fracture of inner malleolus.	Traumatism.	
Pott's gangrene.	Extremities.	Extreme pain; drying and discoloration of affected part; occasionally line of demarcation; exhaustion; death.	Death of the part.	Obstruction of blood-supply from atheroma, etc.; old age.	Senile gangrene.
Pott's paralysis or paraplegia.	Lower portion of body.	Inability to move the limbs; disturbances of sensation.	Compression of spinal cord.	Pott's disease.	
Quain's fatty heart.	Heart.	Those of fatty heart.	Fatty degeneration of heart-muscle.	Atheroma; obstruction of circulation of blood.	



Quinke's disease.	Skin, usually of loins and thigh.	Immense and sudden circumscribed swelling of the skin; a sense of tension.	That of urticaria.	That of urticaria.	Urticaria cedematosa; giant urticaria; acute circumscribed edema; urticaria subcutanea.
Quinquaud's disease.	Scalp and hairy parts.	Formation of smooth, irregular patches of alopecia, dotted with red points.	Perifollicular inflammation.	Probably mycotic.	Folliculitis decalvans; acne decalvans.
Ray's mania.	Brain.	A form of general moral insanity.	Changes in the cerebral cortex.	Obscure.	
Raynaud's disease. See <i>Raynaud's Disease</i> .	The extremities.	Local syncope; local asphyxia; local gangrene; chill; hemoglobinuria; cerebral symptoms; mental torpor.	Obscure.	Vaso-motor changes.	Local gangrene; symmetric gangrene; sphaceloderma; gangrene of the skin; dermatitis gangrenosa.
Raynaud's disease.	Throat-muscles.	Paralysis of affected muscles.		Secondary to parotiditis.	
Reclus' disease.	Mammary gland.	Slight enlargement of both breasts; fluctuation; no pain.	Disseminated cystic dilatations of the ducts and acini.		Cystic disease of the breast.
Richter's hernia.	Intestines.	Those of strangulated hernia.	Strangulated enterocoele in which only a part of the circumference of the gut is constricted.	That of hernia.	Parietal enterocoele; partial enterocoele; Littre's hernia.
Riga's disease.	Mouth.	Aphthous eruption beneath the tongue; painless; grave constitutional symptoms; emaciation; exhaustion; earthy pigmentation of skin; death.	Ulcer, gray in color, with irregular and poorly defined borders; enlargement and fatty degeneration of liver and spleen.	Hereditary; characteristic bacilli.	Cachectic aphthæ.
Riggs' disease. See <i>Fauchard's disease</i> .					
Ritter's disease.	Skin.	Characteristic eruption on skin; exhaustion.	Inflammation, with exfoliation.		Dermatitis exfoliativa infantum; dermatitis exfoliativa neonatorum.
Rivolta's disease.	Synonym of <i>Actinomycosis</i> .	<i>q. v.</i>			
Robert's pelvis.	Pelvis.	Deformity of pelvis.	Lack of development of both lateral masses of the sacrum.	Congenital.	Transversely-contracted pelvis; doubly synostotic pelvis.
Rodrigues' aneurysm. See <i>Aneurysm</i> .	Arteries and veins.	Those of varicose aneurysm.	A varicose aneurysm with the sac immediately contiguous to the artery.	Trauma.	
Rokitansky's disease.	A synonym of <i>Acute Yell-</i>	<i>low Atrophy of the Liver</i> . See <i>liveris</i>	<i>gravis</i> .		
Rosbach's disease.	Stomach.	Cephalalgia; gastralgia; very acid vomiting, in paroxysms.	Neurosis.	Exaggerated secretion of HCl in the gastric juice.	Hyperchlorhydria; gastroxixia; gastroxynsis; hyperacid vomiting of Rosenthal.
Saemisch's ulcer.	Cornea.	Those of purulent keratitis.	An acute, serpiginous or creeping ulceration; sharp margins; arc of propagation; gray floor; sloughing of cornea.	Local infection.	Infectious ulcer of the cornea.
Saint Agatha's disease.	Synonym of <i>Mammitis</i> .	<i>q. v.</i>			
Saint Aignan's disease.	Synonym of <i>Tinea favosa</i> .	or <i>Favus, q. v.</i>			
Saint Anthony's dance.	Synonym of <i>Chorea, q. v.</i>				
Saint Anthony's fire.	Synonym of <i>Erysipelas, q. v.</i>				
Saint Anthony's fire.	Skin.	Gangrene of the affected parts; pain.	Intense inflammation, with destruction of the affected parts.	Chronic ergotism.	Epidemic gangrene.

TABLE OF EPONYMIC DISEASES.—Continued.

NAME.	PART AFFECTED.	SYMPTOMS.	PATHOLOGY.	ETIOLOGY.	SYNONYMS.
Saint Apollonia's disease.	Teeth and jaws.	Toothache and pain in the jaws.	Neurosis.	Caries, etc.	Toothache.
Saint Avertin's disease.	Synonym of <i>Epilepsy</i> , <i>q. v.</i>				
Saint Avidus' disease.	Synonym of <i>Deafness</i> , <i>q. v.</i>				
Saint Blaise's disease.	Same as <i>Saint Blasius' Disease</i> .				
Saint Blasius' disease.	Synonym of <i>Quinsy</i> , <i>q. v.</i>				
Saint Clara's disease.	Synonym of <i>Ophthalmia</i> ,	or <i>Sore Eyes</i> , <i>q. v.</i>			
Saint Dymphna's disease.	Synonym of <i>Insanity</i> , <i>q. v.</i>				
Saint Erasmus' disease.	Synonym of <i>Colic</i> , <i>q. v.</i>				
Saint Fiacre's disease.	Synonym of <i>Hemorrhoids</i> ,	or of <i>Condylomata</i> , <i>q. v.</i>			
Saint Francis' fire.	Synonym of <i>Erysipelas</i> , <i>q. v.</i>				
Saint Gervastus' disease.	Synonym of <i>Rheumatism</i> ,				
	<i>q. v.</i>				
Saint Giles' disease.	Synonym of <i>Carcinoma</i> ,	or <i>Leprosy</i> , <i>q. v.</i>			
Saint Guy's dance.	Synonym of <i>Chorea</i> , <i>q. v.</i>				
Saint Hubert's disease.	Synonym of <i>Hydrophobia</i> ,	<i>q. v.</i>			
Saint Job's disease.	Synonym of <i>Syphilis</i> , <i>q. v.</i>				
Saint John's dance.	Synonym of <i>Chorea</i> , <i>q. v.</i>				
Saint John's evil.	Synonym of <i>Epilepsy</i> , <i>q. v.</i>				
Saint Lazarus' disease.	Synonym of <i>Leprosy</i> , of	<i>Timca</i> , and of <i>Measles of the Hog</i> , <i>q. v.</i>			
Saint Main's disease.	Synonym of <i>Scabies</i> , <i>q. v.</i>				
Saint Martin's evil.	Synonym of <i>Drunkennes</i> ,	<i>q. v.</i>			
Saint Mathurin's disease.	Synonym of <i>Insanity</i> , of	<i>Idiocy</i> , or of <i>Epilepsy</i> , <i>q. v.</i>			
Saint Modestus' dance.	Synonym of <i>Chorea</i> , <i>q. v.</i>				
Saint Roch's disease.	Synonym of the <i>Bubonic</i>	<i>Plague</i> , <i>q. v.</i>			
Saint Sement's disease.	Synonym of <i>Syphilis</i> , <i>q. v.</i>				
Saint Valentine's disease.	Synonym of <i>Epilepsy</i> , <i>q. v.</i>				



Saint Vitus' dance.	Synonym of <i>Chorea</i> , <i>q. v.</i>				
Saint With's dance.	Synonym of <i>Chorea</i> , <i>q. v.</i>				
Saint Zachary's disease.	Synonym of <i>Dumbness</i> , <i>q. v.</i>				
Schönlein's peliosis. See <i>Schönlein's peliosis</i> .	Joints and skin.	Multiple arthritis; purpuric eruption, with urticaria and erythema; sore throat; fever; articular pains; edema; scanty and albuminous urine; relapses.	Vaso-motor neurosis (?).	Males; age 20 to 30; rheumatic origin.	Schönlein's disease; peliosis rheumatica; purpura rheumatica.
Stahl's ear.	Ear.	Helix flat and folded over, forming one mass with the anti-helix at its bifurcation.	Deformity of ear.	Congenital.	
Stokes' disease.	See <i>Graves' disease</i> .				
Störck's hemorrhæa.	Respiratory tract.	Chronic mucous discharge.	Engorgement of the mucous membrane.	That of laryngitis.	Laryngitis sicca.
Strümpell's disease.	Brain and spinal cord.	Those of inflammation of the cord and brain; ophthalmoplegia; progressive muscular atrophy.		Obscure.	Polio-encephalitis; polio-encephalomyelitis.
Sydenham's chorea.	Synonym of <i>Chorea</i> , <i>q. v.</i>				
Tay's choroiditis.	Eye.	Those of central choroiditis; chronic course; symmetric; numerous white, glistening dots on retina; contraction of the field of vision; scotoma.	Changes resembling those in albuminuric retinitis; colloid degeneration, and calcareous formations in choroid.	Old age.	Senile guttate choroiditis.
Thomson's disease. See <i>Thomson's Disease</i> .	Muscles of arms and legs.	Tonic spasm or rigidity of the muscles; myotonic reaction; reflexes normal.	Hypertrophy of the muscles; increase in the number of the nuclei.	Congenital; hereditary.	Myotonia congenita
Thornwaldt's disease.	Pharynx, Luschka's gland.	Hypersecretion of mucus; hawking; catarrh.	Naso-laryngeal stenosis; formation of a cyst-like cavity in the gland, containing pus or mucus.	Cold.	Thornwaldt's bursitis; Thornwaldtitis.
Tourette's (Gilles de la) disease.	Nervous system.	Motor incoördination; echolalia; coprolalia; involuntary muscular movements; explosive utterances; echokinesis; fixed mental ideas.	Psychosis.	Early age; neurotic tendency.	Tic convulsif.
Velpeau's hernia.	Intestines.	Those of femoral hernia.	Femoral hernia in front of the vessels.	That of hernia.	
Volkmann's deformity.	Foot.	Deformity.	Tibio-tarsal luxation.	Congenital.	
Voltolini's disease.	Middle ear.	Acute inflammation; cerebral symptoms; permanent deafness.	Inflammation of the labyrinth.	Childhood.	Purulent labyrinthitis otitis.
Wardrop's disease.	Matrix of nails.	Pain; swelling; redness; tenderness; exudation of a fetid, serous fluid; falling off of the affected nails; involvement of the bone.	Intense inflammation.	Childhood; traumatism.	Malignant onychitis; onychia maligna; onyxitis.
Weill's disease.	General disease.	Remitting fever; chill; muscular pains; jaundice; headache; course, 8-14 days; clay-colored stools; urine albuminous; occasionally hematuria; cerebral symptoms and coma.	Swelling of liver and spleen; frequently nephritis.	Specific virus; males; age 25 to 40.	Acute infectious jaundice; acute febrile icterus.

TABLE OF EPONYMIC DISEASES.—Continued.

NAME.	PART AFFECTED.	SYMPTOMS.	PATHOLOGY.	ETIOLOGY.	SYNONYMS.
Werthoff's disease.	Skin.	Headache; great debility; purpuric eruption; hemorrhages from mucous surfaces; epistaxis; hematuria; hemoptysis; anemia; slight fever; frequently death.	Obscure.	Youth; delicate constitution.	Purpura hemorrhagica; morbus maculosus Werthoffii; land-scurvy.
Wildermuth's ear.	Ear.	Prominence of the anti-helix.	Deformity.	Congenital.	
Wilks' kidney.	The large white kidney of	<i>Chronic Parenchymatous Nephritis</i> .	<i>q. v.</i>		
Willard's lupus.	Skin.	Those of lupus.	A name formerly given to lupus of tuberculous, as opposed to that of non-tuberculous, origin.	Tubercle-bacillus.	
Willis's disease.	A synonym of <i>Diabetes</i> ,	<i>q. v.</i>	That of <i>Pityriasis rubra, q. v.</i>	That of <i>Pityriasis rubra, q. v.</i>	Universal exfoliative dermatitis.
Wilson's (E.) disease.	Skin.	Those of <i>Pityriasis rubra, q. v.</i>	Fatty degeneration of the organs; infarcts of the kidney.	Microörganism, entering through the umbilical cord.	
Winckel's disease.	All the organs of the newborn infant.	Acute hemoglobinuria; jaundice; cyanoasis.	Congestion of the lung-tissue.		
Wollez' disease.	Lungs.	Those of acute pulmonary congestion.			

- Dissemination** (*dis-em-in-a'-shun*) [*dis*, apart; *seminare*, to sow]. The scattering or dispersion of disease or disease-germs.
- Dissepiment** (*dis-ep'-e-ment*) [*dis*, apart; *sæpire*, to hedge in]. A paritum, septum, or diaphragm.
- Dissipation** (*dis-ip-a'-shun*) [*dissipare*, to scatter]. A dispersion of matter or of the morbid conditions that cause disease.
- Dissociation** (*dis-so-se-a'-shun*) [*dis*, apart; *sociare*, to associate]. In physiology, the separation of the component elements of a compound. In chemistry, the decomposition of a compound by means of high temperature. **D. Symptom**, anesthesia to pain and to heat and cold, with preservation of tactile sensibility and of the muscular sense; it is observed in syringomyelia.
- Dissolution** (*dis-o-lu'-shun*) [*dissolutio*; *dissolvere*, to set free]. A solution of the continuity of a part. Decomposition arising from the death of the body or its parts; death.
- Dissolvent** (*dis-ol'-vent*) [*dissolvere*, to loosen, dissolve]. A solvent.
- Dissonance** (*dis'-o-nans*) [*dissononare*, to disagree in sound]. The combination of such tones as are so different from each other as to produce beats.
- Distad** (*dis'-tad*) [*distare*, to be at a distance; *ad*, to]. In the direction of the free extremity of an appendage or part. See *Position and Direction, Table of*.
- Distal** (*dis'-tal*) [*distare*, to be at a distance]. At the greatest distance from the trunk, heart, or mesial line. See *Position and Direction, Table of*. **D. Clot**. See *Clot*.
- Distally** (*dis'-tal-e*) [*distare*, to be at a distance]. Distad.
- Distance** (*dis'-tans*) [*distantia*, distance]. The measure of space between two objects. **D., Working**, in the microscope, the distance from the front lens of an objective to the object, when the objective is correctly focused.
- Distemper** (*dis-tem'-per*) [*distemperare*, to dissolve]. 1. Disease; malady; indisposition; most commonly applied to the diseases of animals. 2. A disease of young dogs, commonly considered as a catarrhal disorder. **D. Colors**. See *Pigments, Colors, and Dye-stuffs*.
- Disten** (*dis'-ten*) [*distare*, to be at a distance]. Belonging to the distal aspect in itself.
- Distention** (*dis-ten'-shun*) [*distendere*, to stretch]. The state of being dilated.
- Distichiasis** (*dis-tik-i'-as-is*) [*δίς*, double; *στέχος*, a row]. The condition of a double row of eyelashes, the inner rubbing against the globe.
- Distichous** (*dis'-tik-us*) [*δίστιχος*, having two rows]. In biology, in two perpendicular rows; applied to the arrangement of leaves or other organs.
- Distillation** (*dis-til-a'-shun*) [*destillare*, to drop little by little]. The double process of vaporization and condensation of the vapor. This is used mainly in purifying liquids by separating them from non-volatile substances. **D., Destructive**, the decomposition of a substance in a close vessel in such a manner as to obtain liquid products. The substances that are submitted to destructive distillation are in the main solids, as wood, coal, shales, bones, and animal refuse. **D., Fractional**, a process of decomposition of complex liquid bodies depending upon the fact that, if a mixture of liquids, each having a different boiling-point, be heated, the one having the lowest boiling-point will pass over first, and if the temperature is not increased beyond that point at which the distillation of this fraction takes place, no other constituent will come over; if the temperature be gradually increased the



- others will follow in the order of their boiling-points. In cases in which the boiling-points are close, the action of one substance upon another often prevents exact separations.
- Distocia** (*dis-to'-se-ah*) [*δῖς*, double; *τόκος*, birth]. Delivery or birth of twins.
- Distoma** (*dis-to'-mah*), or **Distomum** (*dis-to'-mum*) [*δῖς*, double; *στόμα*, a mouth]. A genus of trematode worms. See *Parasites (Animal)*, Table of.
- Distomiasis** (*dis-to-mil'-as-is*) [*δῖς*, double; *στόμα*, mouth]. The symptoms produced by the presence of certain trematodes or flukes in the human system.
- Distomum** (*dis-to'-mum*) [*δῖς*, double; *στόμα*, mouth]. Same as *Distoma*. See *Parasites (Animal)*, Table of.
- Distomus** (*dis-to'-mus*). See *Diprosopus*.
- Distortion** (*dis-tor'-shun*) [*distorquere*, to distort]. 1. A twisted or bent shape; deformity or malformation, acquired or congenital. 2. A writhing or twisting motion, as of the face; a grimace.
- Distortor oris** (*dis-tor'-ter o'-ris*) [L., "the distortor of the mouth"]. The zygomatic minor muscle. See *Muscles*, Table of.
- Distribution** (*dis-trib-u'-shun*) [*distribuere*, to distribute]. The branching of a nerve or artery, and the arrangement of its branches within those parts that it supplies.
- Distrix** (*dis'-triks*) [*δῖς*, two; *θρίξ*, hair]. The splitting of the distal ends of the hair.
- Disulphate** (*di-sul'-fat*) [*dis*, two; *sulphur*]. In chemistry, an acid sulphate.
- Disulphone** (*di-sul'-fon*) [*dis*, double; *sulphur*]. One of the solid, crystalline, very stable compounds, produced on oxidizing the di-thio-ethers or thio-acetals with a permanganate solution. The disulphones are not attacked by acids or alkalis.
- Disuse-amblyopia**. See *Argamblyopia*.
- Disvulnerability** (*dis-vul-ner-ab-il'-it-e*) [*dis*, neg.; *vulnerare*, to wound]. The power of abnormally rapid recovery from wounds, said to be a peculiarity of many criminals.
- Dita Bark** (*di'-tah*) [L.]. The bark of *Alstonia scholaris*, native to the Philippine Islands. It is employed as a tonic and antiperiodic in intermittent fever. Dose of the tincture, 3 j-ij; of the fluid extract, gt. ij-v; of the powder, gr. v. Unof.
- Ditain** (*di'-a-in*) [*Dita*],  $C_{44}H_{30}N_2O$ . An alkaloid of *Dita*, occurring as a yellow amorphous substance.
- Ditamin** (*di'-am-in*). Same as *Ditain*.
- Ditana digitifolia** (*dit-a'-nah dij-it-if-o'-le-ah*) [L.]. A Mexican plant said to possess galactagogue properties. The existence of such a plant has been questioned.
- Dithecal** (*di-the'-kal*) [*δῖς*, two; *θήκη*, a case]. In biology, having two thecae or anther cases.
- Ditokus** (*dit'-o-kus*) [*δῖς*, two; *τίκειν*, to bring forth]. In biology, giving birth to twins, or laying two eggs.
- Ditrichotomous** (*di-trih'-ot'-o-mus*) [*δῖς*, two; *τρίχα*, threefold; *τέμνειν*, to cut]. In biology, divided into twos and threes.
- Dittany** (*di'-an-e*) [American]. See *Cunila mariana*.
- Dittel's Operation**. See *Operations*, Table of.
- Dittopsia** (*dit-top'-se-ah*). Synonym of *Diplopia*.
- Dittrich's Plugs**. Masses of granular matter, degenerated epithelium, and crystals of the fatty acids (chiefly butyric acid) plugging up the ends of the bronchial tubes in cases of gangrene of the lung. They are yellowish-brown in color, of very fetid odor, and vary in size from a millet-seed to a bean.
- Diuresis** (*di-u-re'-sis*) [*διῦα*, through; *οὐρέειν*, to make water]. Abnormal increase in the secretion of urine.
- Diuretic** (*di-u-ret'-ik*) [*διῦα*, through; *οὐρέειν*, to make water]. 1. Increasing the flow of urine. 2. A
- medicine that increases the secretion and flow of urine.
- Diuretin** (*di-u-re'-tin*) [*διῦα*, through; *οὐρέειν*, to make water],  $C_7H_5NaN_3O_2 \cdot C_6H_5OHCOONa$ . Theobromin sodio-salicylate, containing 50 per cent. of theobromin salicylate. It has been found useful as a diuretic in pleuritic effusion and cardiac dropsy. Dose 90 grains daily, in 15-grain doses.
- Diurnule** (*di-urn'-ul*) [Fr.]. A form of medicinal tablet that contains the maximum quantity of a toxic drug that may be administered to an adult in 24 hours.
- Divagation** (*di-vag-a'-shun*) [*divagatio*, a wandering]. Incoherence of speech or thought.
- Divalent** (*di'-val-ent*) [*δῖς*, twice; *valens*, having power]. Having power to combine with two monovalent atoms, as a chemic compound. Thus, the oxygen atom and the radical  $CH_2$  are divalent.
- Divaricatio palpebrarum** (*di-var-ik-a'-she-o pal-pe-bra'-rum*). Synonym of *Ectropion*.
- Divergent** (*di-ver'-jent*) [*divergere*, to diverge]. Moving in different directions from a common point. **D. Strabismus**. See *Strabismus*.
- Divers' Disease**. An affection similar to *Caisson-disease*, *q. v.*, common in deep-water divers. **D. Paralysis**. See *Caisson-disease*.
- Diverticulum** (*di-ver-tik'-u-lum*) [*divertere*, to turn; *pl.*, *Diverticula*]. 1. A small cul-de-sac or pouch; an offshoot from a main structure; an organ supposed to be a place of lodgment for superfluous blood. 2. Variation from a normal structure; malformation. **D., Meckel's**, a sacculcation of the ileum, owing to the non-obliteration of the vitelline duct.
- Divi-divi** (*div'-e-div'-e*) [S. Amer.]. The seed-pods of *Cesalpinia coriaria*, a small tree found in South America. The pods are about three inches long, brownish in color, and generally bent, by drying, into the shape of the letter S. They contain 30 to 50 per cent. of a peculiar tannin somewhat similar to that of valonia, but liable to fermentation. They are used in leather-manufactures.
- Division** (*div-izh'-un*) [*divisio*, a dividing]. Surgical section into two or more parts; separation into two or more parts, such as occurs in certain cell-nuclei.
- Divulsion** (*di-vul'-shun*) [*divulsio*, a tearing apart]. The surgical or traumatic division of any part by tearing it asunder.
- Divulsor** (*di-vul'-sor*) [L.]. An instrument for effecting surgical divulsion, especially of a urethral stricture.
- Dizziness** (*dis'-e-nes*). See *Vertigo*.
- Dobell's Spray, or Solution**. Liquor sodii boratis compositus (N. F.); a solution of borax, sodium bicarbonate, and carbolic acid in glycerin and water; it is valued as a spray for nasal and throat troubles.
- Dobie's Line, or Stripe**. See *Lines*, Table of.
- Dochmiasis** (*dok-mil'-as-is*) [*δόχμιος*, crumpled]. The diseased condition caused by the presence in the body of parasites belonging to the genus *Dochmius*. Cf. *Ankylostomiasis*.
- Dochmius** (*dok'-me-us*) [*δόχμιος*, crumpled]. In biology, a genus of thread-worms of the family Strongylidæ. See *Parasites (Animal)*, Table of.
- Docimasia** (*dos-im-a'-se-ah*) [*δοκιμασία*; *δοκιμάζειν*, to examine]. 1. Examination, especially a post-mortem examination. 2. A test, especially a chemic test, of poisons. 3. In pharmacy, the testing or assaying of medicines. **D. pulmonum**, a mode of determining whether a child has or has not been born alive, by examination of the lungs.
- Docimastic** (*dos-im-as'-tik*) [*δοκιμασία*; *δοκιμάζειν*, to examine]. Making use of tests; testing; proving.
- Docimasy** (*dos'-im-as-e*). See *Dosimasia*.

**Dock** (*dok*). See *Rumex*.

**Dockmackamus**, or **Dockmackie** (*dok-mak'-am-us*, or *dok'-mak-e*) [aboriginal]. The shrub *Viburnum acerifolium*, of N. America; used in domestic practice in poulticing tumors, and as an alterative. Unof.

**Doctor** (*dok'-tor*) [*doctor*, a teacher]. A teacher. A title conferred by a university or college. A physician licensed to practise medicine. **D. Gum**, the resin of *Rhus metopium*, a poisonous sumach of tropical America; it is said to be purgative and alterative. The name is given in the W. Indies to various other soft resins.

**Dodecadactylitis** (*do-dek-a-dak-til-i'-tis*) [δωδεκα, twelve; δακτύλος, a finger; τσις, inflammation]. Inflammation of the duodenum.

**Dodecadactylon**, or **Dodecadactylus** (*do-dek-a-dak'-til-on*, or *-us*) [δωδεκα, twelve; δακτύλος, finger]. The duodenum.

**Dodecagynous** (*do-dek-aj'-in-us*) [δωδεκα, twelve; γυνή, a female]. In biology, having twelve pistils.

**Dodecamerous** (*do-dek-am'-er-us*) [δωδεκα, twelve; μέρος, part]. In biology, having the floral organs in twelves.

**Dodecandrous** (*do-dek-an'-drus*) [δωδεκα, twelve; ἀνήρ (ἀνδρ-), a male]. In biology, having twelve stamens.

**Dodecapetalous** (*do-dek-a-pet'-al-us*) [δωδεκα, twelve; πέταλον, a leaf]. In biology, having a corolla consisting of twelve petals.

**Döderlein**, **Bacillus of**. See *Bacteria*, *Synonymatic Table of*.

**Dodging Time**. The popular term among women for the period of irregular menstruation of varying duration preceding the full establishment of the menopause.

**Dog-button**. See *Nux vomica*.

**Dogma** (*dog'-mak*) [δόγμα, opinion; δοκέειν, to think]. A tenet or principle taught by authority. A statement of medical science.

**Dog-rose** (*dog'-rōz*). See *Rosa canina*.

**Dogwood** (*dog'-wood*). See *Cornus*.

**Dohrn's Method**. A method of dressing the umbilical cord. The stump is covered with cotton-wool fixed with stumps of adhesive plaster. This dressing is likely to be followed by umbilical ulceration.

**Dolabra** (*do-la'-brah*) [L.]. A name applied to various bandages. **D. currens**. See *Ascia*. **D. repens**. See *Ascia*.

**Dolabriform** (*do-lab'-rif-orm*) [*dolabra*, a kind of hatchet; *forma*, shape]. In biology, shaped like an axe.

**Dolbeau's Operation**. See *Operations*, *Table of*.

**Doliariin** (*do-le-a'-re-in*) [*dolium*, a cask]. A vegetable pepsin, like papain and cradin, obtained from *Ficus doliaria*, a wild fig-tree of Brazil. It is vermifuge, purgative, and digestive. Unof.

**Doli capax** (*do'-li ka'-paks*) [L. : *pl.*, *Doli capaces*]. In legal medicine, one capable of guilt; one able or old enough to distinguish right and wrong; one morally or legally responsible. **D. incapax**, one incapable, or not old enough to distinguish wrong from right, or to be legally responsible for wrong-doing.

**Dolichocephalia** (*dol-ik-o-sef-a'-le-ah*) [δολιχός, long; κεφαλή, head]. The condition of being dolichocephalic.

**Dolichocephalic**, or **Dolichocephalous** (*dol-ik-o-sef-al'-ik*, or *-sef'-al-us*) [δολιχός, long; κεφαλή, head]. Having a relatively long antero-posterior cephalic diameter (applied to skulls or to persons or races). See *Index*.

**Dolichohieric** (*dol-ik-o-hi-er'-ik*) [δολιχός, long; ἱερόν, sacrum]. Having a relatively slender sacrum. See *Platyhieric*.

**Dolichopellic** (*dol-ik-o-pel'-ik*) [δολιχός, long; πέλλα, a bowl]. Having a relatively long or narrow pelvis. See *Platyphellic*.

**Dolor** (*do'-lor*) [*dolere*, to feel pain]. Bodily or mental pain or suffering. **D. colicus**. Synonym of *Enteralgia*. **D. dentium**, pain in the teeth. See *Odontalgia*. **Dolores præsentientes**, precursory pains felt by women in advance of labor.

**Domatophobia** (*do-mat-o-fō'-be-ah*) [δῶμα, house; φόβος, fear]. Insane dread of being in a house; a variety of claustrophobia.

**Donath's Tests**. See *Tests*, *Table of*. **D. and Mayrhofer's Test**. See *Tests*, *Table of*.

**Donda Ndugu** [African]. Brother Ulcer; a disease common on the east coast of Africa, due to some minute organism that infests stagnant water and enters an abraded joint of the lower extremities, especially of the lower third of the leg. The part becomes swollen, and a deep-seated slough occurs that burrows beneath the healthy tissues. Death may follow from exhaustion or hemorrhage. Those who recover are generally permanently lamed.

**Donders' Glaucoma**. See *Diseases*, *Table of*. **D. Law**. See *Law*. **D. Schematic Eye**, in optics, a device for calculating the path of the rays from one refracting surface to the other. **D. Theory**, a theory of the formation of glaucoma, in which the disease is supposed to originate in an irritation of the choroid nerves.

**Donegana's Operation**. See *Operations*, *Table of*.

**Donne's Corpuscles**, or **Globules**. See *Globule* and *Colostrum Corpuscles*. **D. Test**. See *Tests*, *Table of*.

**Donovan's Solution**. See *Arsenic*.

**Doornick's Horizontal Line**. See *Line*.

**Dorcadizant** (*dor-kad'-iz-ant*) [δορκαδίζειν, to leap like a gazelle; δορκάς, gazelle]. Leaping; characterized by leaps; applied to certain forms of insanity.

**Doremus's Method**. A method of estimating the amount of urea in the urine. It is done by allowing the urine to pass through a solution of sodium hypobromite and measuring the gas that is evolved.

**Dorsad** (*dor'-sad*) [*dorsum*, the back]. Toward the dorsal aspect; dorsally. See *Position* and *Direction*, *Table of*.

**Dorsal** (*dor'-sal*) [*dorsum*, the back]. Pertaining to the back, or to the posterior part of an organ. The term *Neural* is sometimes used in place of dorsal. See *Position* and *Direction*, *Table of*. **D. Artery**. See *Artery*. **D. Decubitus**, recumbency in the supine position. **D.-elevated Position**. See *Postures*, *Table of*. **D. Nerves**. See *Nerves*, *Table of*. **D.-recumbent Position**. See *Postures*, *Table of*. **D. Reflex**. See *Reflexes*, *Table of*. **D. semi-recumbent Posture**. See *Postures*, *Table of*.

**Dorsalis pedis** (*dor-sa'-lis pe'-dis*). See *Arteries*, *Table of*.

**Dorsen** (*dor'-sen*) [*dorsum*, the back]. Belonging to the dorsum in itself.

**Dorsicollar** (*dor-se-kol'-ar*) [*dorsum*, the back; *collum*, the neck]. In biology, having to do with the back and neck.

**Dorsicumbent** (*dor-se-kum'-bent*) [*dorsum*, the back; *cubare*, to lie down]. In biology, supine; or lying upon the back.

**Dorsigerous** (*dor-sij'-er-us*) [*dorsum*, the back; *gerere*, to carry]. In biology, bearing the young upon the back.

**Dorsigrade** (*dor'-sig-rād*) [*dorsum*, the back; *gradi*, to walk]. In biology, applied to animals that walk upon the back of the toes, as the armadillo.

**Dorsi-lumbar** (*dor-si-lum'-bar*). See *Dorso-lumbar*.

**Dorsimesad** (*dor-si-me'-sad*) [*dorsum*, back; μέσος, the middle]. Toward the dorsimeson. See *Position* and *Direction*, *Table of*.

**Dorsimesal** (*dor-si-me'-sal*) [*dorsum*, back; μέσος, the



middle]. Pertaining to the dorsimeson. See *Position and Direction, Table of*.

**Dorsi-meson** (*dor-si-me'-son*) [*dorsum*, the back; *μέσων*, the middle]. The dorsal edge of the meson or median plane of the body. The dorsal, mesal, or median line. Cf. *Ventrimeson*; also *Position and Direction, Table of*.

**Dorsiparous** (*dor-sip'-ar-us*) [*dorsum*, the back; *παρερε*, to produce]. Applied to plants that bear fruit on the back of the leaves (ferns), or animals hatching young upon the back (toads).

**Dorsi-scapular** (*dor-si-skap'-u-lar*) [*dorsum*, back; *scapula*, the shoulder]. Relating to the dorsum of the scapula.

**Dorso-** (*dor'-so-*) [*dorsum*, back]. A prefix used in connection with the names of such organs as have their attachment to or about the back.

**Dorsocephalad** (*dor-so-seff'-al-ad*) [*dorsum*, back; *κεφαλή*, head]. Toward the dorsal aspect of the head.

**Dorsodynia** (*dor-so-din'-e-ah*) [*dorsum*, back; *δύνη*, pain]. Omodynia; scapulodynia; pain in the dorsal region; rheumatism of the muscles of the shoulders and upper back.

**Dorso-lumbar** (*dor-so-lum'-bar*) [*dorsum*, back; *lumbus*, loin]. Relating to the back and the loins.

**Dorso-sacral Position.** See *Postures, Table of*.

**Dorso-thoracic** (*dor-so-tho-ra'-sik*) [*dorsum*, back; *θώραξ*, thorax]. Relating to the back and the thorax.

**Dorstenia** (*dor-ste'-ne-ah*). See *Contrayerva*.

**Dorsulum** (*dor'-su-lum*) [dim. of *dorsum*, the back]. The second dorsal sclerite of the thorax in certain insects.

**Dorsum** (*dor'-sum*) [L.]. 1. The back. The rounded part of the back. 2. Any part corresponding to the back; as the *dorsum* of the foot, hand, tongue, scapula, or penis; in many cases, the upper surface is thus designated.

**Dorsumbonal** (*dor-sum'-bo-nal*) [*dorsum*, the back; *umbo*, a boss]. In biology, pertaining to both the dorsal and umbonal regions in a bivalve mollusc.

**Dosage** (*do'-sāj*) [δόσις, a portion given]. A system or method of dosing. See *Posology*.

**Dose** (*dōs*) [δόσις, a portion]. The measured portion of medicine to be taken at one time. **D.**, **Divided**, a mode of administration in which a drug is to be taken in fractional portions at short intervals. **D.**, **Maximum**, the largest portion of medicine ordered to produce a given result, or the largest dose consistent with safety. In this work both minimum and maximum dosage is given under each medicine or preparation. **D.**, **Minimum**, the smallest quantity of a medicine that will produce physiologic effects.

#### GAUBIUS' TABLE

##### *Of Proportion of Dose According to Age.*

For an adult, suppose the dose to be . . . 1, or 60 grains

An individual under 1 year will require  $\frac{1}{60}$  " 5 "

" " 2 years " " " 8 "

" " 3 " " " 10 "

" " 4 " " " 15 "

" " 7 " " " 20 "

" " 14 " " " 30 "

" " 20 " " " 40 "

For one of 21 to 60, the full dose, or . . . 1, " 60 "

Above this age, an inverse gradation must be observed.

**Dosimeter** (*do-sim'-et-er*) [δόσις, a dose; μέτρον, a measure]. A drop-meter; an instrument for measuring minute quantities of a liquid.

**Dosimetric** (*do-sim-et'-rik*) [δόσις, a dose; μέτρον, a measure]. Relating to or characterized by dosimetry.

**Dosimetry** (*do-sim'-et-re*) [δόσις, dose; μέτρον, a measure]. The accurate and systematic measurement of a dose or prescribed portion; the use of drugs in exact and definite doses.

**Dosiology**, or **Dosology** (*do-se-ol'-o-je*, or *do-sol'-o-je*) [δόσις, dose; λόγος, science]. Posology; the science of doses.

**Dosis** (*do'-sis*). See *Dose*.

**Dossil** (*dos'-il*) [ME., *dosil*, a spigot]. A pledget or tuft, as of lint.

**Dotage** (*dōt'-āj*) [ME., *dotren*]. Feebleness of mind; senility.

**Dothienenteritis**, or **Dothinenteritis** (*doth-e-en-en-ter-i'-tis*, or *doth-in-en-ter-i'-tis*) [δόθνη, a boil; έντερον, bowel; ιτις, inflammation]. Enteric fever, or the enteritis that accompanies it.

**Double** (*dub'-l*) [ME., *doublen*, to double]. Two-fold.

In pairs. **D.** **Æthetosis**, a manifestation of infantile spastic paraplegia. **D.** **Chin**. See *Buccula*. **D.**

**Consciousness**, periodic amnesia; a periodic failure of memory involving all the intellectual functions and the character of the individual; that condition in which a patient seems to have two distinct but alternating lives; it is seen mostly in somnambulists and hypnotics. **D.** **Flap Amputation**. See *Amputation*.

**D.** **Hearing**. See *Diplacsis*. **D.** **Monsters**. Same as *Composite Monsters*, q. v. **D.** **Personality**, an abnormal condition in which the subject feels as if he were two distinct personalities, the one alternating continually with the other. It is a symptom of insanity and of poisoning by certain drugs. **D.** **Staining**, in microscopy, the impregnation of a structure with two colors in order to show its details. Bacteriologically the application of such staining-reagents as will stain the spores one color and the rods another. **D.** **Touch**, the exploration of the vaginal and rectal walls by inserting the thumb into the one cavity, and the index finger into the other, so that, e. g., the presence of any abnormal growth may be ascertained. **D.** **Vinegar**. See *Vinegar*. **D.** **Vision**. See *Diplopia*. **D.** **Vitriol**, a mixture of copper and iron sulphates crystallized together. **D.** **Voice**. See *Diphthongia*. **D.** **Wedge**, an instrument used in dentistry for removing an artificial crown from the root of a tooth upon which it has been set.

**Doubler** (*dub'-ler*). See *Doubling*.

**Doublet** (*dub'-let*) [ME., *dublet*]. In optics, a system consisting of two lenses.

**Doubling** (*dub'-ling*) [ME., *doublen*, to double]. A term given to that duplication of dispensary statistics that results from patients coming twice or oftener with different troubles in the course of a year. Such patients are termed "*doublers*."

**Doubly** (*dub'-le*) [ME., *doublen*, to double]. In a two-fold manner. **D.** **Contoured**, in microscopy, an object is doubly contoured when it is bounded by two, usually parallel, dark lines with a lighter band between them.

**Doubt** (*dowt*) [ME., *doute*, fear]. Uncertainty; fear. **D.**, **Insanity** of, mental disorder in which the patient is affected by morbid doubts and fears, and subjects himself to introspective questionings.

**Doubling** (*dowt'-ing*) [ME., *doute*, fear]. Fearing. **D.** **Mania**, a form of volitional disorder in which the reflexive mechanism of the will is over-irritable and reacts to slight stimuli, producing a constant succession of contradictory, absurd, or useless acts.

**Douche** (*doosh*) [Fr.]. A stream of water directed against a part, or one used to flush a cavity of the body.

**Douglas's Cul-de-sac** or **Pouch**. See *Pouch*. **D.** **Line**. See *Lines, Table of*. **D.** **Semilunar Fold**, a thin curved margin that forms the lower part of the posterior wall of the sheath of the abdominal rectus muscle.

**Dourine** (*doo'-rin*) [Fr.]. Syphilis in the horse.

**D'Outrepont's Version.** In obstetrics, indirect version, the head being seized from without by the hand corresponding to its position, while the other hand, well oiled and folded together like a cone, is introduced into the uterine cavity, grasps the presenting shoulder and pushes it toward the side on which the breech is situated.

**Dover's Powder.** *Pulvis ipecacuanhæ compositus.* See *Opium*.

**Dowel** (*dow'-el*) [Fr., *douille*, a socket]. In dentistry, the piece of wood or metal uniting any artificial crown to the root of a natural tooth.

**Dowell's Operation.** See *Operations, Table of*.

**Doyère, Eminence, Hillock, Papilla, or Tuft of.** See *Sarcoglia*.

**Dracæna** (*dra-se'-nah*) [*δράκαινα*, dragon]. A genus of liliaceous plants, often tree-like. **D. cinnabari** and **D. schizantha** (both E. Africa) and **D. draco** (mainly W. African) afford a part of the so-called dragon's blood of commerce. See *Dragon's Blood*.

**Dracol** (*dra'-kol*). Same as *Anisol*.

**Dracontiasis** (*dra-kon-ti'-as-is*) [*δράκων*, dragon]. Guinea-worm Disease; a skin-disease due to the presence of the fully developed nematode worm, *dracunculus medinensis*, and characterized by the development of deep vesicles or abscesses. The disease is endemic in India and various parts of Africa and other tropical regions. The female worm is cylindrical,  $\frac{1}{16}$  inch in diameter and about 30 inches long, or even much longer. It may be felt like a cord of soft string under the skin. When about to make its escape it produces itching and discomfort, followed by an abscess. The embryo of the worm gains entrance into the human body and there develops with the named results. See *Parasites (Animal), Table of*.

**Dracunculus** (*dra-kun'-ku-lus*) [dim. of *draco*, a dragon, serpent]. A genus of thread-worms, belonging to the family *Filariidae*. See *Parasites (Animal), Table of*. **D. medinensis.** See *Dracontiasis*.

**Draft, Draught** (*draft*) [AS., *dragon*, to draw]. 1. A quantity of liquid, especially a medicine drunk at one gulp. 2. A mild blister; a poultice. **D., Black**, compound infusion of senna. **D., Chopart's**, a mixture containing balsam of copaiba, alcohol, peppermint water, syrup of balsam of tolu, and sweet spirit of niter. **D., Effervescing**, one containing sodium or potassium bicarbonate and a vegetable acid.

**Dragée** (*drah-zhā'*) [Fr.]. A sugar-coated pill, bolus, or confit; a sugared confection.

**Dragendorff's Tests.** See *Tests, Table of*.

**Dragendorff and Kossow's Test.** See *Tests, Table of*.

**Dragon Root** (*drag'-on root*). Indian Turnip. The root of *Arum triphyllum*, acrid, expectorant, and diaphoretic. Dose of the fld. ext.  $\mathfrak{m}\text{xv}-\mathfrak{z}\text{j}$ . Unof.

**Dragon's Blood** (*drag'-on-z blud*). 1. The astringent resin of *Calamus rotang* and *C. draco*, E. Indian rattan-palms. 2. The resin of various species of *Dracæna*, *q.v.* 3. The resin of *Pterocarpus draco*, a W. Indian tree. The various kinds of dragon's blood are astringent, but are now used mainly in the arts and in making court-plasters. See *Pigments, Conspectus of*.

**Drain** [ME., *drainen*, to drain]. A channel that receives the drainage or waste water of one building or set of premises. In surgery, a material that affords a channel of exit for the discharge from a wound or cavity. **D.-throat**, a sore-throat produced by the poison of scarlet fever, and other poisons introduced into the system by breathing the air from defective drains.

**Drainage** (*drān'-aj*) [ME., *drainen*, to drain]. 1. The provision, by means of tubes or strands of fibers, of a channel of exit for the discharge from a wound or

cavity. 2. See *Sewage*. **D. Anchor**, a rubber filament inserted in an abscess or cavity. **D.-tube**, a rubber tube with perforations for draining wounds or cavities. **D.-tube, Decalcified**, a decalcified bone (*e.g.*, of a chicken, etc.) used as a drainage-tube.

**Dram, or Drachm** (*dram*) [*δραχμή*, a Greek weight].

The eighth part of the apothecaries' ounce, equal to 60 grains or 3.8 grams. Also the one-sixteenth part of the avoirdupois ounce, equal to 27.34 grains. **D., Fluid**, the eighth part of a fluidounce, equal to 60 minims.

**Dramatism** (*dram'-at-izm*) [*δράμα*, a drama]. Insanely stilted and lofty speech or behavior.

**Draper's Test.** See *Tests, Table of*.

**Drastic** (*dras'-tik*) [*δράειν*, to draw]. 1. A powerful and irritating purgative, such as scammony or gamboge. 2. Severe, harsh, powerful.

**Draught** (*draft*). See *Draft*.

**Draw** [ME., *drawen*, to draw]. To digest and cause to discharge; said of a poultice. In dentistry, to remove a tooth from its socket. In andrology, to remove the urine from the bladder by means of a catheter. **D.-bench**, a bench for drawing wire, so constructed as to confine a wire-plate at one end, with a roller and windlass at the other end for drawing the wire through the plate.

**Drawer, Gold.** An apparatus for use in the dental laboratory to collect gold scraps and filings.

**Drayman's Bottom.** An enlargement of the bursa situated over the tuberosity of the ischium.

**Dream** (*drēm*) [ME., *dremen*, to dream]. 1. An involuntary series of images, emotions, and thoughts presented to the mind during sleep. 2. To be conscious of such manifestations. **D., Waking**, an illusion or hallucination. **D., Wet**, a term given to the emission of semen during sleep.

**Dreamy** (*dre'-me*) [ME., *dremen*, to dream]. Full of dreams. **D. State**, a common psychic aura of epilepsy in which the patient experiences a sensation of strangeness or sometimes of terror. It may be associated with flashes of light or auditory auræ.

**Drechsel's Test.** See *Tests, Table of*.

**Drechsler's Test.** See *Tests, Table of*.

**Drench** [ME., *drenchen*, to drench, drown]. In veterinary practice, a draught of medicine.

**Drepanidium** (*dre-pan-id'-e-um*) [*δρεπάνη*, a sickle]. The sickle-shaped young of certain protozoans. **D. ranarum**, a (probably) parasitic cytozoön of frogs' blood.

**Dressed Mouth** (*drest mowth*). That condition produced by the fraudulent practice of filing the teeth, used to make an old horse appear young.

**Dresser** (*dres'-er*) [ME., *dressen*, to make straight]. An attendant (in English hospitals, usually a student) whose special duty it is to dress and bandage wounds, and attend to other ward work.

**Dressing** (*dres'-ing*) [ME., *dressen*, to make straight]. 1. The application of a bandage, lint, or other substance to a wound or ulcer. 2. The material so applied. 3. In metallurgy, the mechanical treatment that an ore receives after being brought to the surface; concentration.

**Dressler's Disease.** See *Diseases, Table of*.

**Drewsen's Test.** See *Tests, Table of*.

**Drill** (*dril*) [AS., *thyrellian*, to pierce]. A surgical instrument used in perforating bones, calculi, or teeth. **D.-bone**, a flat osteoma. **D.-bow**, a bow and string for rotating a drill-stock, effected by passing the string around it, and moving it backward and forward. **D.-stock**, an instrument for holding and turning a drill, either by the thumb and finger or by a handle. **D.-stock, Flagg's**, an instrument for drilling into the



pulp-cavity of a tooth for the purpose of giving egress to matter formed there in the process of suppuration of the pulp.

**Drimys** (*drī'-mis*) [δρῦμις, piercing]. A genus of magnoliaceous trees, largely S. American. **D. granatensis**, **D. mexicana**, and **D. winteri** afford *Winter's Bark*, an aromatic and stimulant tonic, formerly in repute as an alternative. Unof.

**Drink** [ME., *drinken*, to drink]. To swallow a liquid. The liquid that is swallowed. A draught.

**Dripping Sheet** (*drīp'-ing shēt*). A means of reducing temperature in fever, entirely distinct from the wet pack. The patient is placed erect in a tub containing twelve inches of water at 100°. A linen sheet (the coarser the better) is dipped in water at 70°, which is reduced daily two degrees until 48° is reached. This sheet is thrown over the patient from behind, covering the head and body, so that it clings to the person. The attendant now makes rapid passes with both hands, beginning anteriorly and posteriorly, so as to produce friction and afflux of blood to the surface. Occasionally cold water at from 40° to 70° is thrown on from a cup and friction renewed. The procedure is also said to be useful in anemia.

**Drivelling** (*drīv'-el-ing*) [ME., *drinlen*]. 1. An involuntary flow of the saliva, as in old age, infancy, idiocy, and mental stupor. 2. Senile weakness of mind.

**Drivers' Spasm** (*drī'-verz spazm*). See *Spasm*.

**Dromograph** (*dron'-o-graf*) [δρόμος, a course; γράφειν, to write]. An instrument for registering the velocity of the blood-current.

**Drop**. See *Gutta* and *Minim*. 1. To let fall in globules or drops, as a liquid. 2. To let fall from the womb. 3. A spheric mass of fluid-material. **D.-culture**, in bacteriology, a culture prepared by placing a drop of the infected material in a culture-medium. **D.-meter**. See *Dosimeter*. **D.-serene**. See *Gutta serena*. **D.-shoulder**, the condition in which one shoulder is on a much lower level than the other; not uncommonly met with in hysterical girls.

**Dropped Hand**, or **Wrist** (*dropt hand* or *rist*). A form of paralysis from lead-poisoning, consisting in the inability to contract the extensors of the forearm. **D. Foot**, a deformity, especially observed in alcoholic peripheral neuritis, and dependent upon weakness of the flexors of the foot.

**Dropper** (*drop'-er*) [ME., *droppen*, to drop]. A bottle, tube, or pipet, fitted for the emission of a liquid drop by drop. See *Stopper-dropper*.

**Dropsical** (*drop'-sik-al*) [δρῶψ, dropsy]. Affected with or pertaining to dropsy.

**Dropsy** (*drop'-se*) [δρῶψ, dropsy]. See *Hydrops*. **D. of Belly**. See *Ascites*. **D. of Brain**. See *Hydrocephalus*. **D., Cardiac**, that due to failure of compensation in cardiac disease. **D., False**, an accumulation of liquid in a cavity of an organ from obstruction of the outlet; a retention-cyst. **D. of Chest**. See *Hydrothorax*. **D. of Peritoneum**, ascites, hydroperitoneum. **D. of Pericardium**, hydropericardium. **D. of Spine**. See *Spina bifida* and *Hydorrhachis*. **D. of Testicle**. See *Hydrocele*. **D. of Uterus**. See *Hydrometra*.

**Drosera** (*dros'-er-ah*) [δροσερός, dewy]. Sundew; the *D. rotundifolia*, native of U. S. and Europe. An antispasmodic, useful in whooping-cough and other spasmodic coughs. Dose of the fluid extract ℥v-xx; of the tincture (1 in 10) ℥v-xv. Unof.

**Droserin** (*dros'-er-in*) [δροσερός, dewy]. A ferment resembling pepsin and found in the digestive secretions of most of the insectivorous plants.

**Drown** [ME., *drownen*, to drown]. To deprive of life by immersion in a fluid.

**Drowning** (*drown'-ing*) [ME., *drownen*, to drown]. Depriving of life by immersion in a fluid. **D., Intra-uterine**. See *Intra-uterine*. **D., Treatment of**. See *Artificial Respiration*.

**Drowsy** (*drow'-ze*) [AS., *drūsan*, to sink]. Inclined to sleep; sleepy.

**Drug** [ME., *drugges*]. A substance, simple or compound, natural or prepared, single or mixed with other substances used as a medicine. **D., Antagonistic**, one that neutralizes the action of another by a process other than chemic. **D.-eruptions**. See *Dermatitis medicamentosa*. **D.-habit**, the acquiring of a tolerance for a drug after long administration, by which its physiologic action in normal dose is abolished. This may be avoided by intermitting the remedy from time to time.

**Druggist** (*drug'-ist*) [ME., *drugges*]. One who deals in drugs.

**Drum** [ME., *drumme*]. The tympanum. The labyrinth of a bird. **D.-belly**. See *Tympanites*. **D. of Ear**. See *Tympanum*. **D.-head**. See *Membrana tympani*.

**Drumin** (*drum'-in*) [Drummond, a botanist]. A name given to the alkaloid extractive of *Euphorbia drummondii*, an Australian plant. It is said to be a local anesthetic, and is claimed, also, to be an impure calcium oxalate. Unof. See *Anesthetic*.

**Drummers' Palsy** (*drum'-erz parol'-ze*). A form of occupation-neurosis, dependent upon the constrained attitude of the hand in beating a drum.

**Drummond's Whiff**. See *Signs and Symptoms, Table of*. **Drumstick - bacillus**. See *Bacteria, Synonymatic Table of*.

**Drunkard** (*drunk'-ard*). One given to excessive indulgence in spirituous drinks. **D.'s Liver**, a cirrhotic liver. **D.'s Pneumonia**, a grave form of pneumonia occurring in drunkards; it is usually fatal.

**Drunkennes** (*drunk'-en-nes*) [AS., *druncen*, drunken]. Acute or habitual alcoholic intoxication. See *Alcoholism*, *Dipsomania*, *Inebriety*.

**Drupe** (*drūp*) [δρῦππα, an over-ripe olive]. In biology, a stone-fruit, as the cherry, peach, and plum.

**Drupelet** (*drūp'-let*) [δρῦππα, an over-ripe olive]. A little drupe.

**Drupetum** (*drū-pe'-tum*) [*drupa*, a drupe]. In biology, an aggregation of drupes, as in a blackberry.

**Druse** (*drūs*) [Ger.]. A wound that does not communicate with any surface; a rupture of the tissues with no superficial lesion.

**Dry** (*dri*) [ME., *drye*]. 1. Without moisture. 2. Barren. 3. To evaporate. **D.-ash System**. See *Dry-earth System*. **D. Belly-ache**. See *Girdle-pain*. **D. Caries**. See *Onychomycosis*. **D. Cupping**. See *Cupping*. **D.-earth System**, *Dry-ash System*; a method of disposing of feces by mingling with them dry earth or ashes in sufficient quantity to absorb all moisture from them, so as to render them inodorous and to prevent decomposition. **D. Gangrene**. See *Gangrene*. **D. Itch**. Synonym of *Lichen*. **D. Labor**, one in which there is but a slight discharge of liquor amnii. **D. Mouth**. See *Xerostomia*. **D.-nurse**, a nurse who attends and feeds a child, but does not suckle it. **D. Pile**, a hemorrhoid that does not bleed. **D. Pleurisy**, pleurisy without effusion. **D.-scall**, a synonym of psoriasis. **D.-swimming**, swimming exercise in the air, a useful gymnastic measure. **D. Tetters**. See *Psoriasis*. **D. Wine**, a wine containing little or no sugar. See *Wines*.

**Dryer's Test**. See *Tests, Table of*.

**Drying Oils**. See *Oils and Fats*.

**Drysdale's Cells or Corpuscles.** Certain microscopic cells in ovarian fluid, generally round, sometimes oval in form, transparent, containing fine granules, but no nucleus. They have been described as pathognomonic of ovarian cysts, but this is disputed.

**Dualin** (*du'-al-in*) [*dual*, of two]. An explosive composed of a mixture of nitro-glycerin 50 parts and nitrated sawdust 50 parts. *Giant powder* and *rend-rock* are similar mixtures.

**Dualism** (*du'-al-izm*) [*duo*, two]. A system by which natural phenomena are explained upon two principles. **D., Chancrous**, the theory of the existence of two forms of chancre—the non-infecting, or soft chancre, and the infecting, or true (hard) chancre.

**Dualistic** (*du-al-ist-ik*) [*dual*, of two]. Characterized by duality. **D. Theory of the Composition of Carbon-compounds**; every chemic compound is composed of two groups, electrically different, and these are further made up of two different groups or elements. The *Electro-chemic, dualistic theory of Berzelius* was prevalent in Germany until about 1860.

**Duality** (*du-al'-it-e*) [*dualitas*, dual]. Dualism; the supposed distinction, and potentially independent action, of each of the cerebral hemispheres.

**Dubini's Disease.** "Electric chorea;" myelitis convulsiva; a malady met with in Italy, differing from chorea in the character of the movements, which are sudden and shock-like; in the course of the disease, which is progressive and often fatal; and in the addition of muscular palsy and wasting. Its etiology and pathology are obscure. See *Diseases, Table of*.

**Dublin Method.** See *Treatment, Methods of*.

**Dubois' Caustic.** See *Caustic*.

**Duboisia** (*du-bois'-e-ah*) [after *Dubois*, a French botanist]. The leaves of *D. myoporoides*, an Australian tree. It resembles belladonna in physiologic and therapeutic effects. **D., Ext.** Dose gr.  $\frac{1}{6}$ – $\frac{1}{4}$ . **D., Ext. Fld.** Dose  $\mathfrak{m}$  v–x. **D., Tinct.** Dose  $\mathfrak{m}$  v–xx. **Duboisin** (*du-bois'-in*) [after *Dubois*, a French botanist],  $C_{70}H_{28}N_6O$ . An alkaloid from *Duboisia myoporoides*, identical with hyoscyamin.

**Dubruel's Operation.** See *Operations, Table of*.

**Duchenne's Disease.** See *Diseases, Table of*. **D. Paralysis.** See *Diseases, Table of*. **D.-Aran Type of Muscular Atrophy.** See *Diseases, Table of*.

**Duck-bill Forceps.** See *Forceps*. **D. Speculum.** See *Speculum*.

**Duckett's Closet.** See *Sewage, Disposal of*.

**Duck-foot** (*duk'-foot*). Synonym of *Flat-foot*.

**Duck-legged** (*duk-leg'-ed*). Having very short legs.

**Duck-weed Disease** (*duk-wed dis-ez'*). A German name for tuberculosis in cattle.

**Duckworth's Theory.** The *neuro-humoral theory* of the origin of gout. It is that there is a basic, arthritic stock, a diathetic habit, of which gout and rheumatism are two distinct branches. The gouty diathesis is expressed in (a) an abnormality of the nerve-centers, which may be inherited or acquired; and (b) a peculiar incapacity for normal elaboration within the whole body, whereby uric acid is formed at times in excess or is incapable of being duly transformed into more soluble and less noxious products.

**Duct, or Ductus** [*ducere*, to lead]. A tube for the conveyance of the fluids of the body. **D., Aberrant**, a small, blind, coiled tube, 2 to 14 inches in length, running from the lower portion of the canal of the epididymis. **D., Aberrant Bile**, one of a number of biliary ducts, occasionally found in the left lateral ligament of the liver. They are not surrounded by lobules and are the remains of hepatic substance, present at an early stage of development. **D., Acoustic**, the external auditory meatus. **D., Adipose**, one of

the sacs in cellular tissue containing the fat. **D., Air**, in biology, one of the intercellular spaces in aquatic plants, containing air. **D., Alimentary.** See *D., Thoracic*. **D., Alveolar**, one of the infundibula of the bronchioles. **D., Annular**, in biology, one of the ring-shaped thickenings of the cells of vascular tissue. **D. of Arantius.** See *D. venosus*. **D., Archinephric.** See *D., Mesonephric*. **D., Arterial.** See *D. arteriosus*. **D. arteriosus**, a short vessel in the fetus between the main pulmonary artery and the aorta. It becomes obliterated at birth. **D., Auditory**, the space between the membrana tectoria and the membrana basilaris of the cochlea. **D. of Bartholin**, the larger and longer of the sublingual ducts, opening into the mouth near to, or in common with, Wharton's duct. **D. of Bellini**, one of the excretory tubes of the kidneys. **D., Biliary.** See *D., Common Bile*. **D. of Botal.** See *D. arteriosus*. **D., Branchial**, in *Myxotes*, a short tube between the branchial pouch and the intestinal cavity. **D., Canalicular**, one of the smaller galactophorous ducts of the mammae. **D., Cement**, in *Cyripedia*, one of a number of tubes that pass through the antennae from the cement-glands. **D. choledochus.** See *D., Common Bile*. **D., Cochlear.** See *Canal, Cochlear*. **D., Common Bile**, a duct about three inches long formed by the union of the cystic and hepatic ducts, and conveying the bile to the duodenum. **D. of Cuvier**, in the fetus, one of two short transverse venous trunks, on either side, opening into the auricle of the heart, each being formed by the union of a superior vein, the primitive jugular, and an inferior vein. The right one becomes the superior vena cava; the left one disappears. **D., Cysthepatic.** See *Hepato-cystic*. **D., Cystic**, the excretory duct of the gall-bladder; it is about  $1\frac{1}{2}$  inches long, runs backward, downward, and to the left and unites with the hepatic duct to form the common bile-duct. **D. of Darwin.** See *D., Cement*. **D., Definitive**, one of the straight milk-ducts in the nipple. **D., Efferent.** Same as *Canal, Deferent*. **D., Egestive.** See *D., Excretory*. **D., Ejaculatory**, a duct about an inch long, on either side of the body, formed by the union of the vas deferens and the seminal vesicle. The semen passes through it into the urethra. **D., Endolymphatic**, a tubular process of the membranous labyrinth of the ear, passing through the aqueduct of the vestibule into the cranial cavity, where it terminates below the dura mater in a blind enlargement, the sacculus endolymphaticus. **D., Esophagocutaneous**, in biology, a duct joining the esophagus with the branchial pore, and thus with the exterior. **D., Excretory**, the tube through which the secretion of a gland is discharged. **D., Galactophorous**, one of the 15 or 20 milk-ducts of the lobes of the mammary glands. They converge toward the areola, and terminate upon the surface of the nipple in small depressions. **D., Gall.** See *D., Bile*. **D., Hepatic**, and *D., Cystic*. **D. of Gärtner**, the canal of Gärtner. See *Canal*. **D., Genital**, the genital canal. See *Canal*. **D., Guttural**, the Eustachian tube. **D., Hepatic**, a duct,  $1\frac{1}{2}$  inches long, formed at the margin of the transverse fissure of the liver by the right and left hepatic ducts. It unites with the cystic duct to form the common bile-duct. **D., Hepatic, Left**, a duct arising from the left lobe of the liver, and joining the right hepatic duct to form the common hepatic duct. **D., Hepatic, Middle**, an occasional branch of the hepatic duct, conveying the bile from the quadrate lobe of the liver. **D., Hepatic, Right**, a duct arising from the right lobe of the liver, and joining the left hepatic duct, to form the common hepatic duct. **D., Hepato-cystic**, one of the biliary ducts emptying



directly into the gall-bladder. **D., Hepato-pancreatic**, a duct conveying the secretions of the liver and pancreas into the intestinal canal; the common bile-duct. **D., Hermaphrodite**, a duct that in hermaphroditic animals receives the male and female elements. **D., Hemithoracic**, an ascending branch of the thoracic duct, given off high in the thorax, and opening either into the right lymphatic duct or close to the angle of union of the right subclavian and right internal jugular veins. **D. inferens**, in certain *Edentata*, one of the ducts leading from the submaxillary glands to a common receptacle for the secretion of the gland. **D., Intercellular**, the intercellular canal. See *Canal*. **D., Interlobular**, **Bile**, one of the ducts situated between the lobules of the liver. They are of two varieties, small and large. **D., Intralobular**, **Bile**, one of the intralobular canals. See *Canal*. **D., Lachrymal**. See *D., Nasal*. **D., Lactiferous**. See *D., Galactophorous*. **D., Leydig's**. See *D., Mesonephric* and *D., Urogenital*. **D., Lymph**. See *D., Thoracic*. **D., Lymphatic**, **Right**, the vessel that receives the lymph from the absorbent vessels of the right arm, the right side of the head and neck, the chest, lung and right side of the heart, and also from the upper surface of the liver. It terminates at the junction of the right subclavian and internal jugular veins. **D., Mammary**. See *D., Galactophorous*. **D., Mesonephric**, an embryonic duct belonging to the mesonephron, and formed by the longitudinal fission of a portion of the segmental duct. In the male, it becomes the vas deferens, while in the female it almost entirely disappears. **D., Metanephric**, the *Ureter*, *q. v.* **D., Milk**. See *D., Galactophorous*. **D., Muco**. See *Canal, mucous*. **D., Mucous**. See *Canal, mucous*. **D. of Müller**, a tube (on either side of the body) formed by the undivided portion of the segmental duct, and of the longitudinal tubes into which it divides. From them in the female are developed the oviducts, uterus and vagina, while in the male they atrophy and disappear. **D., Nasal**, the duct,  $\frac{1}{2}$  an inch long, that conveys the tears from the lachrymal sac into the inferior meatus of the nose. **D., Naso-lachrymal**. See *D., Nasal*. **D., Nuckian**, one of the excretory ducts of the orbital gland of the dog. **D., Omphalic**. See *D., Vitelline*. **D., Omphalo-mesenteric**. See *D., Vitelline*. **D., Pancreatic**, a duct that extends from the pancreas to the duodenum at the point where the common bile-duct enters the bowel. **D., Pancreatic, Accessory**, the excretory duct of the lesser pancreas, opening into the pancreatic duct or into the duodenum, close to the orifice of the common bile-duct. **D., Pancreatic, Supplementary**. See *D., Pancreatic, Accessory*. **D., Parotid**. See *D. of Stensen*. **D. of Pecquet**, the thoracic duct. **D., Pneumatic**, in fishes, the tube that connects the swimming-bladder with the esophagus. **D., Pronephric**. See *D., Segmental*. **D., Prostatic**, one of the ducts conveying the secretion of the prostate into the urethra. **D., Reticulate**, in biology, an aggregation of parenchymatous tissue-cells, in which the thickenings assume the form of a network. **D. reuniens**, a small duct leading from the sacculus to the membranous labyrinth of the cochlea. **D. of Rivini**, one of the ducts of the sublingual gland. **D., Roriferous**. See *D., Thoracic*. **D., Sacculo-utricular**, a small canal connecting the sacculus of the internal ear with the utricle. **D. of Santorini**. Same as *D., Pancreatic, Accessory*. **D., Scalariform**, in biology, one of numerous parallel narrow and elongated bordered pits in plant-cells set close together like the rounds of a ladder. **D., Secretory**, one of the smaller ducts of a gland,

tributaries of the excretory duct. **D., Segmental**, in embryology, a tube, on either side of the body, situated between the visceral and parietal layers of the mesoblast, opening anteriorly into the body-cavity, and posteriorly into the cloaca. **D., Seminal**. See *D., Ejaculatory*. **D., Spermathecal**, in certain *Mollusca*, the duct that connects the spermatheca with the hermaphrodite duct. **D., Spermatic**, the *Vas deferens*; *q. v.* **D., Spiral**, in biology, the prosenchymatous cell-tissue, the walls of which are marked by spiral thickenings. **D. of Steno**. See *D. of Stensen*. **D., Stenon's**. See *D. of Stensen*. **D., Stenonine**. See *D. of Stensen*. **D. of Stensen**, 1. a duct about  $2\frac{1}{2}$  inches long, conveying the secretion of the parotid gland into the mouth, opening on the inner side of the cheek, about opposite to the second upper molar tooth. 2. See *Canal, Incisive*. **D., Sublingual**. See *D. of Rivini* and *D. of Bartholin*. **D., Tear**, the nasal duct. **D., Testicular**, the vas deferens, *q. v.* **D., Thoracic**, a duct 18 to 20 inches long, extending from the receptaculum chyli, in front of the vertebræ as far as the seventh cervical vertebra, where it curves down over the subclavian artery and empties into the left subclavian vein at its junction with the left internal jugular vein. It receives the lymph and chyle not received by the right lymphatic duct. **D., Thyroglossus**, in the embryo, a duct that terminates upon the tongue as the foramen cecum, and leads to the rudiments of the thyroid body. **D., Trabecular**, in biology, prosenchymatous tissue-cells, in which thickenings cross the lumen of the cell. **D., Urogenital**, in biology, a duct that receives the urine and the genital products. **D., Uropygial**, in birds, a duct leading from the uropygial gland. **D., Uroseminal**. See *D., Urogenital*. **D. venosus**, the smaller, shorter, and more posterior of the two branches into which the umbilical vein divides after entering the abdomen. It empties directly into the ascending vena cava. After the birth of the fetus it becomes obliterated. **D., Vitellarian**, the canal in which an ovum receives its investment of albuminoid substance. **D., Vitelline**, a temporary channel of communication between the alimentary canal of the embryo and the umbilical vesicle. **D., Vitello-intestinal**. See *D., Vitelline*. **D. of Wharton**, the duct, about two inches long, of the sublingual gland, opening in the mouth at the side of the frenum linguæ. **D. of Wirsung**, the pancreatic duct. **D., Wolffian**, the mesonephric duct. **D., Yellow**. See *Canal, Eschricht's*.

**Ductule** (*duk'-chul*) [*ductulus*, a small duct]. A small duct, as the straight seminal ducts.

**Dudgeon's Recipe**. A formula for varnish to preserve sphygmographic and cardiographic tracings. It consists of one ounce of gum dammar dissolved in six ounces of rectified benzolin.

**Dudley's Operation**. See *Operations, Table of*. **D. Tests**. See *Tests, Table of*.

**Duflos' Tests**. See *Tests, Table of*.

**Dugas' Test**. A method of diagnosis in dislocation of the shoulder. If the hand of the affected side is made to clasp the opposite shoulder, the elbow cannot be made to touch the front of the chest.

**Dugong Oil** (*du'-gong*). The fixed oil afforded by the dugong, *Halicorn australis*, a marine sirenian mammal. It is regarded as a good substitute for cod-liver oil.

**Duhring's Disease**, or **Impetigo**. See *Impetigo, Dermatitis herpetiformis*, and *Diseases, Table of*.

**Dulcamara** (*dul-kam-a'-ra*) [*dulcamara*, bitter-sweet]. Bittersweet. The young branches of *D. solanum*, containing several glucosids and an alkaloid. Its properties are not well understood. It causes nausea

emesis and convulsive muscular movements, and in toxic doses is a narcotic poison. It is now employed in psoriasis and similar skin-diseases. **D.**, **Fld. Ext.** Dose 3j. **D.**, **Decoctum**, unof., 10 per cent. strength. Dose 3j-ij.

**Dulcamarin** (*dul'-kam-a'-rin*) [*dulcamara*, bitter-sweet]  $C_{29}H_{34}O_{10}$ . An alkaloid of *Bittersweet*. It is a yellow, amorphous powder, with a sweetish-bitter taste, sparingly soluble in water, freely so in alcohol and acetic acid, insoluble in ether and chloroform.

**Dulcin** (*dul'-sin*). See *Dulcitol*.

**Dulcite** (*dul'-sit*). See *Dulcitol*.

**Dulcitol** (*dul'-sit-ol*) [*dulcis*, sweet]  $C_6H_{14}O_6$ . Dulcin, dulcite; an hexahydric alcohol occurring in various plants, and obtained from dulcitol manna (originating from Madagascar manna). It is made artificially by the action of sodium amalgam upon milk-sugar and galactose. It crystallizes in large monoclinic prisms, having a sweet taste. It is sparingly soluble in water, and melts at 188° C. It is said to be two hundred times as sweet as sugar.

**Dull** (*dul*) [ME., *dul*, stupid]. 1. Slow of perception. 2. Not resonant on percussion. 3. Not bright in appearance. 4. Not sharp; blunt.

**Dullness** (*dul'-nes*) [ME., *dul*, stupid]. The quality of being dull, in any sense; lack of resonance on percussion.

**Dulong and Petit's Law**. See *Law*.

**Dulse** (*duls*) [Gael., *duileag*, dulse]. A popular name for various edible sea-weeds, such as *Rhodymenia palmata*. These are popularly esteemed as pectoral remedies. Unof.

**Dumas, Method of**. A method for the determination of nitrogen. In a glass tube (from 70 to 80 cm. long) sealed at one end, place a layer (about 1 cm.) of dry, primary sodium carbonate or magnesite, then pure cupric oxid (6 cm.), afterwards a mixture of the substance with the cupric oxid; then again pure granular cupric oxid (from 20 to 30 cm.), and finally fill the tube with pure copper turnings (about 20 cm.). In the open extremity of the tube is placed a rubber cork, bearing a gas-delivery tube, which extends into a mercury bath. The back part of the combustion-tube, containing the carbonate, is heated first, to expel the air from all parts of the apparatus. A graduated cylinder, filled with mercury, is placed over the extremity of the exit-tube; into the tube containing mercury several cubic centimeters of concentrated potassium hydroxid are introduced by means of a pipet. The metallic copper and the layer of cupric oxid in the anterior portion of the tube are first heated and then gradually the mixture. When the combustion is completed, heat is applied to another part of the sodium carbonate layer. The graduated vessel, containing pure nitrogen, is placed in a large cylinder of water, allowed to stand a short time until the temperature is equalized, when the volume of gas is read and the temperature of the surrounding air and the barometer-height are noted.

$$G = \frac{V}{760} \left\{ \frac{(h-w)}{1 + 0.00367} \right\} \times 0.0012562$$

G = the weight of the nitrogen volume in grams. V = the absorbed volume in cubic centimeters. h = the barometric pressure. w = the tension of aqueous vapor at the temperature 1°C. 0.0012562 = the weight, in grams, of 1 c.c. of nitrogen at 0°C., and 760 mm. pressure.

**Dumb** (*dum*) [ME., *dumb*, mute]. Unable to utter articulate speech. **D. Ague**, a popular expression for ague or malarial sickness marked by obscure symptoms. **D.-bell**, a weight consisting of two iron balls connected by a shaft, used in exercise for health and

development. **D.-bell Crystals**, crystals of calcium oxalate, sometimes seen in the urine. **D.-cane**, the *Caladium seguinum*, or *Dieffenbachia seguinea*, a W. Indian plant; when bitten it causes the lips and mouth to swell, and thus may produce temporary inability to speak. The plant is used in preparing an ointment, and is said to be useful in dropsies.

**Dumbness** (*dum'-nes*) [ME., *dumb*, mute]. Inability to utter articulate speech.

**Dumetose** (*dul'-met-ös*) [*dumus*, a bramble]. In biology, belonging to a thicket; bush-like.

**Dumont's Blue**. Same as *Smalts*.

**Dumose** (*dul'-mös*) [*dumus*, a thorn-bush]. In biology, bushy, or pertaining to a bush.

**Dumoutier's Horizontal Plane**. See *Plane*.

**Duncan's Operation**. See *Operations*, *Table of*.

**Dung** [ME., *dung*, dung]. Excrement; feces; ordure.

**D.-bath**. See *Pigments*, *Colors*, and *Dye-stuffs*.

**D.-hill**, a heap of dung.

**Dunga** (*dun'-gah*). Synonym of *Dengue*.

**Dunging** (*dung'-ing*). See *Pigments*, *Colors*, and *Dye-stuffs*.

**Dunham's Solution**. A culture-medium composed of sodium chlorid, 5 parts; dried peptone, 1 part; distilled water, 100 parts.

**Duodenal** (*du-o-de'-nal*, or *du-od'-en-al*) [*duodeni*, twelve each]. Relating to the duodenum. **D. Ulcer**, ulceration of the duodenum. It may be *acute*, as after severe burns or scalds, or after exposure to extreme cold; or (more commonly) it may be *chronic*, occurring usually in old alcoholic males. Its most frequent seat is in the first part of the duodenum, either on the anterior or posterior wall. It is probably due to the action of the gastric juice upon the intestinal wall which has been devitalized as the result of some form of malnutrition. Perforation and fatal peritonitis may ensue if the ulcer be situated on the anterior wall.

**Duodenitis** (*du-o-den-i'-tis*) [*duodeni*, twelve each; *itis*, inflammation]. Inflammation of the duodenum.

**Duodeno-cholecystotomy** (*du-o-de'-no-ko-le-sis-tot'-o-me*) [*duodeni*, twelve each; *χολη*, bile; *κυστις*, bladder; *στέμα*, mouth]. An operation for establishing an artificial communication between the gall-bladder and duodenum.

**Duodeno-enterostomy** (*du-o-de'-no-en-ter-ös'-to-me*) [*duodeni*, twelve each; *έντερον*, bowel; *στέμα*, mouth]. The establishment of an artificial communication between the duodenum and some portion of the small intestine.

**Duodeno-jejunal** (*du-o-de'-no-jej-u'-nal*) [*duodeni*, twelve each; *jejunus*, dry]. Pertaining to the duodenum and the jejunum.

**Duodeno-renal** (*du-o-de'-no-re'-nal*) [*duodeni*, twelve each; *ren*, the kidney]. Relating to the duodenum and to the kidney.

**Duodenostomy** (*du-o-de-nos'-to-me*) [*duodenum*; *στέμα*, a mouth]. The operation of opening the duodenum, and the attachment of the lips of the intestinal slit to the walls of the abdomen, in order to form an artificial mouth for the introduction of nutriment.

**Duodenotomy** (*du-o-den-ot'-o-me*) [*duodenum*; *τέμνειν*, to cut]. Surgical incision of the duodenum.

**Duodenum** (*du-o-de'-num*, or *du-od'-en-um*) [*duodeni*, twelve each; so called because it is about twelve finger-breadths long]. The first part of the small intestine beginning at the pylorus.

**Duotal** (*du'-o-tal*). Guaiacol carbonate,  $C_{15}O_5H_{14}$ , a crystalline substance; it is used in tuberculosis. Dose gr. iij-viiij, three times a day.

**Duplay's Operation**. See *Operations*, *Table of*.

**Duplicana** (*du-plik-a'-nah*) [*duplicare*, to double]. A double tertian ague.



**Duplication** (*du-plik-a'-shun*). Same as *Reduplication*, *q. v.*

**Duplicature** (*du'-plik-a-chur*) [*duplicare*, to double]. The reflection, or folding of a membrane upon itself.

**Duplicity** (*du-plis'-it-e*) [*duplicitas*, doubleness]. The condition of being duplex or double.

**Dupuytren's Contraction**. See *Diseases, Table of*.

**D. Hydrocele**. See *Diseases, Table of*.

**D. Ointment**, an ointment used to correct baldness. It contains ox-marrow 250, lead acetate 4, balsam of Peru 8, diluted alcohol 30, tinct. of camphor, 1½, tinct. of cloves and tinct. of cinnamon, each 1. **D. Operation**. See *Operations, Table of*.

**D. Splint**, a splint used in the treatment of Pott's fracture of the leg.

**D. Suture**. See *Suture*.

**Dura** (*du'-rah*) [*durus*, hard]. The *Dura mater*, *q. v.*

**D. mater**, the outer membrane of the brain and spinal cord. It is divided into the *cerebral* and *spinal* or *rhachidian* dura, and its cerebral portion is in part identical with the endocranium. **D. m. testis**, the tunica albuginea of the testis.

**Duramatoma** (*dur-em-at-o'-mah*). See *Durematoma*.

**Dural** (*du'-ral*) [*durus*, hard]. Pertaining to the dura.

**Duramen** (*dur'-am-en*) [*durare*, to harden]. In biology, heart-wood.

**Durande's Solvent**. A solvent for biliary calculi; it consists of three parts of ether and two of turpentine, administered in capsules immediately before meals.

**D. Treatment**. See *Treatment, Methods of*.

**Duration** (*du-ra'-shun*) [*durare*, to last]. Continuance in time. **D. of Life**, several methods of ascertaining the duration of life are employed: 1. The Mean Age at Death; 2. the Probable Duration of Life; 3. the Mean Duration of Life; 4. the Expectation of Life, or mean after-lifetime; and 5. the number living out of which one dies annually. According to the English Life-table No. 3, the mean age at death is 40.9 years, but this test is, for several reasons, fallacious, though it is of exceptional interest when the deaths from various diseases are considered. See *Probable D. of L., Expectation of Life, and Life-table*.

**Durematoma** (*dur-em-at-o'-mah*) [*dura*, hard; *αμα*, blood; *ωμα*, tumor; *pl.*, *Durematomata*]. Hematoma of the dura; an accumulation of blood between the dura and arachnoid.

**Durene** (*du'-ren*) [*durus*, hard] C<sub>10</sub>H<sub>14</sub>. A hydrocarbon, present in coal-tar. It is a crystalline substance that possesses a camphor-like odor; it melts at 79–80° C., and boils at 190° C.

**Dürer, Angle of**. See *Angle. D., Plane of*. See *Plane*.

**Durham's Tube**. The lobster-tail tube largely used in tracheotomy.

**Durilic Acid** (*du-ril'-ik*). See *Acid, Durilic*.

**Duro-arachnitis** (*du'-ro-ar-ak-ni'-tis*) [*durus*, hard; *αράχνη*, a spider; *ιτις*, inflammation]. Inflammation of the dura and arachnoid membrane.

**Duroziez' Murmur**. See *Signs and Symptoms, Table of*.

**Dusart-Blondlot's Test**. See *Tests, Table of*.

**Dust-occupations**. Those that from the nature of the particles of the dust produced may give rise to pneumoconiosis, tuberculosis, or bronchitis.

**Dutch** (*duch*) [ME., *Dutche*]. Pertaining to Holland.

**D. Bitters**. See *Latifa*.

**D. Gold**, an alloy of copper and zinc. **D. Liquid**. See *Ethene Chlorid*.

**D. Mineral**, copper beaten out into very thin leaves.

**D. White**. Same as *Hamburg White*.

**Duval's Operation**. See *Operations, Table of*.

**Du Verger, Suture of**. See *Suture. D. Method*. See *Operations, Table of*.

**Duverney, Foramen of**. See *Foramina, Table of. D. Glands*. See *Gland*.

**Dware's Test**. See *Tests, Table of*.

**Dwarf** (*dworf*) [ME., *dwarf*]. A being characterized by completed physical development, but having the various parts of unnaturally small dimensions, owing to insufficient growth. This condition is frequently associated with sterility and impotence. See *Nanism, Nanus. D. Elder*, the *Aralia hispida*. Its root is a valuable diuretic. Dose of fld. ext. ʒj-ij. Unof.

**D. Tape-worm**. See *Tenia nana*.

**Dyad** (*di'-ad*). See *Quantivalence*.

**Dyaster** (*di-as'-ter*) [δύς, two; ἀστήρ, star]. In biology, the karyokinetic figure assumed by the aster of a dividing nucleus before the formation of the stars at the ends of the nuclear spindle. It is the sixth stage of *Karyokinesis*.

**Dye** (*di*) [ME., *dyen*, to dye]. To color a substance by immersing it in some coloring-matter. The material used as a coloring-substance. **D.-stuffs**. See *Pigments, Colors, and Dye-stuffs*.

**Dyer's Broom**. See *Pigments, Conspectus of*.

**Dyerism** (*di'-er-izm*) [*Dyer*, the physician who proposed it]. A simple means of giving exercise to all the ocular muscles at once. It consists merely in reading a certain definite small amount daily, and increasing that amount systematically as the strength of the eyes increases.

**Dyerizing** (*di'-er-iz-ing*). See *Dyerism*.

**Dynam** (*di'-nam*). See *Dyne*.

**Dynamia** (*di-na'-me-ah*) [δύναμις, power]. 1. Ability to resist diseases, or to withstand the effects of any strain, physical or mental. 2. The sthenic character of any attack of disease.

**Dynamic** (*di-nam'-ik*) [δύναμις, energy]. Pertaining to energy. In medicine, a synonym of *Sthenic, q. v.* **D. Squint**. See *Insufficiency*.

**Dynamics** (*di-nam'-iks*). See *Mechanics*.

**Dynamite** (*di'-nam-īt*) [δύναμις, power]. An explosive consisting of nitro-glycerin incorporated with infusorial earth, to give it consistency. It is eight times as powerful as gunpowder.

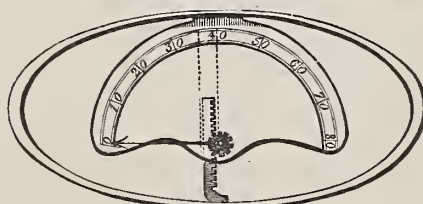
**Dynamization** (*di-nam-iz-a'-shun*) [δύναμις, power]. The so-called potentizing of medicines by comminution and agitation.

**Dynamo** (*di'-nam-o*) [δύναμις, power]. A dynamo-electric machine; a machine that generates dynamic, or current electricity, instead of static electricity; one in which the current is generated by revolving coils of insulated wire through the field of a magnet intensified by the same current.

**Dynamogeny** (*di-nam-ōj'-en-e*) [δύναμις, energy; γεννᾶν, to beget]. The production of energy; the physiologic generation of force.

**Dynamograph** (*di-nam'-o-graf*) [δύναμις, power; γράφειν, to write]. An instrument designed to measure and graphically record muscular strength.

**Dynamometer** (*di-nam-om'-et-er*) [δύναμις, power; μέτρον, a measure]. An instrument designed to



DYNAMOMETER OF MATHIEU. (Landois.)

measure force, or one for the measurement of muscular strength, particularly of the hand.

**Dyne** (*din*) [δύναμις, power]. A force sufficient to

impart a velocity of one centimeter per second to a mass of one gram. See *Electric Units*.

**Dys-** [δυσ-,] a prefix implying difficulty, illness, badness; it may be represented by *bad, hard, difficult, painful*.

**Dysacousma** (dis-ak-ooz'-mah) [δυσ, painful; ἀκουσία, hearing]. A sensation of pain or discomfort caused by loud or even moderate noises.

**Dysacusia, or Dysacousis** (dis-ak-oo'-ze-ah or -sis) [δυσ, hard; ἀκουσία, hearing]. Hardness or difficulty of hearing.

**Dysæsthesia** (dis-es-the'-ze-ah). See *Dyesthesia*.

**Dysalbumose** (dis-al'-bu-mōz). See *Albumose*.

**Dysanagnosia** (dis-an-ag-no'-ze-ah) [δυσ, hard; ἀνάγνωσις, recognition, reading]. Word-blindness; dyslexia.

**Dysaphe** (dis'-af-e) [δυσ, painful; ἀφή, touch]. Morbid state of the sense of touch.

**Dysapocatastasis** (dis-ap-o-kat-as'-tas-is) [δυσ, hard; ἀποκατάστασις, reestablishment]. Morbid restlessness and dissatisfaction.

**Dysapotonocy** (dis-ap-o-not'-o-se) [δυσ-, difficult; ἀπονογος, painless; τόκος, birth]. Painless, but difficult, labor.

**Dysarthria** (dis-ar'-thre-ah) [δυσ-, difficult; ἄρθρον, articulation]. Impairment of the power of speech-articulation, from disease of the medulla and pons.

**D. literalis**. Synonym of *Stammering*.

**Dysarthrosis** (dis-ar-thro'-sis) [δυσ-, bad; ἄρθρον, a joint]. 1. A deformed joint. 2. A false-joint. 3. A dislocation of a joint.

**Dysbasia** (dis-ba'-ze-ah) [δυσ-, difficult; βάσις, a step]. Difficulty of walking. (Proposed instead of *abasia*, as in the affection there is rarely absolute inability to walk.)

**Dysbulia** (dis-but'-le-ah) [δυσ-, difficult; βούλεσθαι, to will]. Impairment of will-power.

**Dyscataposis** (dis-kat-ap'-o-sis). Synonym of *Hydrophobia*.

**Dyschroa, or Dyschrœa** (dis'-kro-ah or -kre'-ah) [δυσ-, bad; χροά, color]. Discoloration, especially of the skin.

**Dyschromatopsia** (dis-kro-mat-op'-se-ah) [δυσ-, ill; χρώμα, color; ὄψις, vision]. Difficulty in distinguishing colors.

**Dyschromia** (dis-kro'-me-ah) [δυσ-, ill; χρώμα, color]. Discoloration, especially of the skin.

**Dyschylia** (dis-ki'-le-ah) [δυσ-, ill; χυλός, chyle]. Disorder of the chyle.

**Dyscinesia** (dis-sin-el'-ze-ah) [δυσ-, ill; κίνησις, motion]. Difficult or painful motion.

**Dyscoria** (dis-ko'-re-ah) [δυσ-, bad; κόρη, pupil]. Abnormality of the form of the pupil.

**Dyscrasia** (dis-kra'-ze-ah) [δυσ-, bad; κράσις, combination]. A depraved or abnormal state; an abnormal or impure condition of the blood, due to general disease.

**Dyscrasic, Dyscratic** (dis-kra-z'-ik, dis-krat'-ik) [δυσ-, bad; κράσις, combination]. Of the nature of, or affected with a dyscrasia.

**Dysecœa, or Dysecœia** (dis-es-el'-ah, or dis-ek-oil'-ah) [δυσηκοία, deafness]. Hardness of hearing.

**Dysentery** (dis-en-ter'-re-ah). See *Dysentery*. **D. splenica**. Synonym of *Melena*.

**Dysenteric** (dis-en-ter'-ik) [δυσ-, bad; ἔντερον, the bowels]. Of the nature of or affected with dysentery.

**Dysentery** (dis'-en-ter-e) [δυσ-, bad; ἔντερον, the bowels]. An acute specific disease marked by inflammation of the solitary glands and follicles of the large intestine, with tormina and tenesmus, and the frequent passage of scanty and bloody stools. Death may result from asthenia, or peritonitis from perforation.

Toward the close of grave cases of the disease the stools may become watery, black (the so-called "*meat-washings*"), and of an offensive gangrenous odor. Dysentery is prevalent in all malarious regions, and is also likely to occur among troops when the food is poor and irritating, and the drinking-water impure.

**D., Algid**, that form characterized by great feebleness or absence of the pulse-beat, cyanosis, aphonia, suppression of urine, cold surface, and an early fatal issue. **D., Amebic**, that in which the *Ameba coli* is found in the stools. **D., Hemorrhagic**, a grave bowel-disease in India, marked by profuse hemorrhages from the bowels, with collapse. **D., Sporadic**, a mild type occurring in temperate climates. **D., White**, an epidemic variety, with muco-purulent stools.

**Dyseputotic** (dis-ep-u-lot'-ik) [δυσ-, bad; ἐπούλωτικός, healing]. Cicatrizing slowly and imperfectly.

**Dyesthesia** (dis-es-the'-ze-ah) [δυσ-, difficult; αἴσθησις, sensation]. Dulness of any sensation, especially that of touch. 2. Painfulness of any sensation not normally painful. **D. interna**, amnesia. **D. receptiva**, pain or distress felt in the vertex or occiput, often with a feeling "as if the head were being opened and shut."

**Dysgenesis** (dis-jen'-es-is) [δυσ-, hard; γένεσις, generation]. In biology, the second of Broca's four degrees of fecundity—in the union of two species. Cf. *Agene-sis, Paragenesis, Eugenesis*.

**Dysgeusia** (dis-jut'-se-ah) [δυσ-, ill; γεύσις, taste]. Morbidity or perversion of the sense of taste.

**Dysgrammatism** (dis-gram'-at-izm) [δυσ-, difficult; γράμμα, a letter]. Inability to make the proper use of words. It is a symptom of certain cerebral diseases.

**Dysgraphia** (dis-graf'-e-ah) [δυσ-, difficult; γράφειν, to write]. 1. Inability to write, as a result of a brain-lesion. 2. Imperfect configuration of an organ.

**Dyshidrosis** (dis-hid-ro'-sis). See *Dysidrosis*.

**Dysidrosis** (dis-id-ro'-sis) [δυσ-, bad; ἰδρωσις, sweating]. Excessive activity of the sweat-glands, in association with a retention of their secretion, probably due to some neurotic disorder. See *Chiropompholyx, Pompholyx*.

**Dyskinesia** (dis-kin-el'-se-ah) [δυσ-, difficult; κίνησις, movement]. Impairment of the power of voluntary motion. See *Discinesia*.

**Dyslalia** (dis-la'-le-ah) [δυσ-, difficult; λαλεῖν, to talk]. Impairment or difficulty of speaking, due to some non-central lesion (such as a defect of the vocal bands or of the palate).

**Dyslexia** (dis-leks'-e-ah) [δυσ-, difficult; λέξις, reading]. Morbid or aphasic difficulty or fatigue in reading.

**Dyslochia** (dis-lo'-ke-ah) [δυσ-, bad; λόχια, the lochia]. An abnormal condition of the lochial discharge.

**Dyslogia** (dis-lo'-je-ah) [δυσ-, difficult; λόγος, speech]. Difficulty in speech, not so much with individual words as with the expression of ideas; it is due to some central lesion. See also *Alogia*.

**Dyslysin** (dis'-lis-in) [δυσ-, difficult; λύνειν, to dissolve], C<sub>2</sub>H<sub>4</sub>O<sub>3</sub>. A resinous anhydrid of cholic acid. It is insoluble in water, alcohol, and alkalies. It is a non-crystalline substance soluble in an excess of ether.

**Dysmenorrhea** (dis-men-or-el'-ah) [δυσ, difficult; μήν, month; ρέειν, to flow]. Obstructed or difficult menstruation. **D., Congestive**, a form of painful menstruation in which often no lesion can be found, the pain being due to an intense congestion of the pelvic viscera. In other cases there exists some morbid condition that is aggravated by the menstrual congestion. **D., Intermediate**, pain occurring regularly each month, but not at the menstrual period. **D., Mechanical**. See *D., Obstructive*. **D., Membranous**,



painful discharge of the menstrual decidua in one or more large pieces, instead of after undergoing disintegration. **D. Mixture.** See *Guaiaec Mixture, Fenners's D., Neuralgic.* See *D., Spasmodic.* Also, a term applied to *Neurotic dysmenorrhea, q. v.* **D., Neurotic,** a peculiar form of dysmenorrhea occurring in women of neurotic temperament and marked by neuralgic pains, not confined to the pelvis, but distributed over the body. **D., Obstructive,** that due to mechanical obstruction to the free escape of the menstrual fluid. It is usually due to contraction of the cervical canal, associated with ante flexion of the uterus. **D., Ovarian,** that form in which the pain is apparently entirely in the ovaries. It is aching or burning in character and referred to the *ovarian center*, a spot at the level of and about two inches internal to the anterior superior iliac spine. **D., Spasmodic,** that form of dysmenorrhea due to spasmodic uterine contraction. It is often associated with deficient uterine development.

**Dysmerogenesis** (*dis-mer-o-jen'-es-is*) [*δυσ-, bad; μέρος, a part; γέναν, to beget*]. In biology, a variety of budding in which the various buds are very dissimilar.

**Dysmimia** (*dis-mim'-e-ah*) [*δυσ-, difficult; μιμῆσθαι, to mimic*]. Aphasie difficulty in using signs or symbols in lieu of words.

**Dysmnnesia** (*dis-mne'-ze-ah*) [*δυσ-, difficult; μνήσις, memory*]. Impairment or defect of the memory.

**Dysmorphia** (*dis-mor'-fe-ah*) [*δυσ-, ill; μορφή, form*]. Deformity.

**Dysmyotonia** (*dis-mi-o-to'-ne-ah*) [*δυσ-, bad; μῦς, a muscle; τόνος, tone*]. 1. Atony of the muscles. 2. Excessive tonicity in muscles; myotonia.

**Dysneuria** (*dis-ni'-re-ah*) [*δυσ-, bad; νῆρον, nerve*]. Nervous disorder or distress; sense-impairment.

**Dysnesia** (*dis-ni'-ze-ah*) [*δυσ-, bad; νοῖς, mind*]. Weakness or impairment of the mind.

**Dysodia** (*dis-o'-de-ah*) [*δυσωδία; δυσ-, ill; ὀζειν, to smell*]. Fetor; stench; ill smell. Also a synonym of *Rhiniitis atrophica, q. v.*

**Dysodontiasis** (*dis-o-don-ti'-as-is*) [*δυσ-, bad; ὀδοντίασις, dentition*]. Difficult dentition.

**Dysodynia** (*dis-o-din'-e-ah*) [*δυσ-, ill; ὀδίνη, pain*]. Ineffective labor-pains.

**Dysopia** (*dis-o'-pe-ah*) [*δυσωπία; δυσ-, bad; ὤψ, eye*]. Defective or painful vision. **D. tenebrarum.** Synonym of *Hemeralopia*.

**Dysorexia** (*dis-or-eks'-e-ah*) [*δυσ-, ill; ὁρεξις, appetite*]. A depraved or unnatural appetite.

**Dysosmia** (*dis-oz'-me-ah*) [*δυσ-, ill; ὀσμή, odor*]. 1. An unpleasant or fetid odor. 2. Loss or impairment of the sense of smell.

**Dysosphresia** (*dis-os-fre'-ze-ah*) [*δυσ-, ill; ὀσφρησις, smell*]. Impairment of the sense of smell.

**Dysostosis** (*dis-os-to'-sis*) [*δυσ-, ill; ὀστέον, bone*]. Defective formation of bone.

**Dyspareunia** (*dis-par-oo'-ne-ah*) [*δυσπαρεννος, ill-mated*]. Painful or difficult performance of copulation from physical incompatibility.

**Dyspepsia** (*dis-pep'-se-ah*) [*δυσ-, difficult; πέπτειν, to digest*]. Impaired or imperfect digestion. It may be *acute*, from some error in diet, or *chronic*, due to catarrh of the mucous coat of the stomach, the presence of abnormal ferments, or to other slowly-acting pathologic conditions of the viscous. **D., Atonic,** a derangement of the stomach, with disorder of its functions, due to insufficient quantity or impaired quality of the gastric juice, or to deficient action of the gastric muscles. **D., Colonic.** See *Enteritis, Membranous.* **D., Duodenal.** See *Enteritis, Membranous.* **D., Follicular.** Synonym of *Enteritis, Membranous.* **D., Intestinal,**

due to defects in the pancreatic, biliary, or intestinal secretions, or to deficient peristalsis. It is marked by borborygmi, flatulence, etc. **D., Irritative,** the catarrhal form of imperfect gastric digestion. **D., Nervous,** that form characterized by sensations of distress and uneasiness during digestion, although the act is accomplished within the physiologic time-limit. It occurs most frequently in those of the neurotic constitution. **D., Smokers'.** See *D., Tobacco.* **D., Tobacco,** that due to excessive use of tobacco.

**Dyspepsodynia** (*dis-pep-so-din'-e-ah*). Synonym of *Gastralgia*.

**Dyspepsy** (*dis-pep'-se*). See *Dyspepsia*.

**Dyspeptic** (*dis-pep'-tik*) [*δυσ-, difficult; πέπτειν, to digest*]. 1. Relating to or affected with dyspepsia. 2. One who has dyspepsia.

**Dyspeptone** (*dis-pep'-tōn*) [*δυσ-, difficult; πέπτειν, to digest*]. An insoluble and unassimilable product of the gastric digestion of proteids. See *Metapeptone* and *Hemiprotein*.

**Dysperistalsis** (*dis-per-is-tal'-sis*) [*δυσ-, painful; περί, around; στάσις, compression*]. Violent peristaltic action of the intestine.

**Dyspermatism** (*dis-per'-mat-izm*) [*δυσ-, difficult; σπέρμα, seed*]. Difficulty of depositing the sperm within the vagina.

**Dyspermia** (*dis-perm'-e-ah*). See *Dyspermia*.

**Dysphagia** (*dis-fa'-je-ah*) [*δυσ-, ill; φαγεῖν, to eat*]. Difficulty in swallowing, or inability to swallow. **D., Convulsive.** Synonym of *Esophagismus.* **D. globosa,** globus hystericus. **D. hysteric.** Synonym of *Globus hystericus.* **D. spastica,** dysphagia due to hysteric spasm of the esophagus or pharynx.

**Dysphasia** (*dis-fa'-ze-ah*) [*δυσ-, ill; φάσις, speech*]. Imperfect or disconnected speech, arising from loss of or faulty arrangement of words, and dependent upon a central lesion.

**Dysphonia** (*dis-fo'-ne-ah*) [*δυσ-, difficult; φωνή, voice*]. A condition of defective voice; hoarseness. It is due to some acute or chronic inflammatory condition, new-growths, paralysis, or ulcerations of the vocal bands. **D. clericorum,** chronic glandular laryngitis; clergyman's sore-throat, *q. v.* **D. spastica,** speakers' cramp; stammering of the vocal bands.

**Dysphoria** (*dis-fo'-re-ah*) [*δυσ-, difficult; φέρειν, to bear*]. Impatience and restlessness; mental anxiety; fidgets.

**Dysphrasia** (*dis-fra'-zhe-ah*) [*δυσ-, ill; φράσις, speech*]. Imperfect speech, due to impairment of the mental powers. Kussmaul's term for a mental condition in which the emotion is opposed to the words designed to express it.

**Dysphrenia** (*dis-fre'-ne-ah*) [*δυσ-, bad; φρήν, mind*]. Any mental disorder.

**Dyspnea** (*disp-ne'-ah*) [*δυσ-, difficult; πνέειν, to breathe*]. Difficult or labored breathing, arising from various causes, as laryngeal or tracheal obstruction, heart-disease, kidney-disease, lung-disease, or anemia. It may be either *inspiratory* or *expiratory*, according as it is mainly dependent upon the muscles of inspiration or expiration; or it may be *general*, that is, both inspiratory and expiratory. **D., Asthmatic,** that due to asthma. **D., Cardiac,** that due to heart-disease. **D., Postural.** See *Orthopnea.* **D., Renal,** that due to renal disease. **D., Uremic,** that due to uremia. **D., Rhythmic.** See *Cheyne-Stokes Respiration*.

**Dyspneic** (*disp-ne'-ik*) [*δυσ-, difficult; πνέειν, to breathe*]. Affected with or caused by dyspnea. **D. Coma.** See *Coma diaceticum*.

**Dyspermia** (*dis-sper'-ne-ah*) [*δυσ-, ill; σπέρμα, seed*]. An imperfect or abnormal condition of the semen.

**Dysstasia, or Dystasia** (*dis-ta'-ze-ah*) [*δυσ-, ill; στάσις, standing*]. Difficulty in standing. A term

proposed for astasia, as in this affection there is rarely absolute inability to stand. **D. Dysbasia.** See *Astasia-abasia*.

**Dystaxia** (*dis-taks'-e-ah*) [δυσ-, bad; τάξις, regulation, order]. Ataxia, or partial ataxia.

**Dysteleologic** (*dis-te-le-o loj'-ik*) [δυσ-, ill; τέλεος, perfect; λόγος, science]. Pertaining to *Dysteleology*.

**Dysteleology** (*dis-te-le-ol'-o-je*) [δυσ-, ill; τέλεος, perfect; λόγος, science]. The study of rudimentary and useless organs, such as the vermiform appendix.

**Dysthanasia** (*dis-than-a'-ze-ah*) [δυσ-, painful; θάνατος, death]. A slow and painful death.

**Dysthelasia** (*dis-thel-a'-ze-ah*) [δυσ-, ill; θηλάζειν, to suck]. Difficulty in sucking or in giving suck.

**Dysthesia** (*dis-the'-ze-ah*) [δυσθετείν, to do, or feel ill]. 1. Ill condition, especially ill health due to a non-febrile disorder of the blood-vessels. 2. Impatience; fretfulness; ill-temper in the sick.

**Dysthetic** (*dis-thet'-ik*) [δυσθετείν, to do or feel ill]. Of the nature of a dysthesia; cachectic.

**Dysthymia** (*dis-thim'-e-ah*) [δυσ-, bad; θυμός, mind]. Melancholy or mental perversion. **D. algetica**, mental perversion due to peripheral nerve-irritation. **D. neuralgica**, mental perversion due to facial or other neuralgias.

**Dystithia** (*dis-tith'-e-ah*) [δυσ-, difficult; τισθή, a nipple]. Difficulty of nursing or inability to nurse at the breast.

**Dystocia** (*dis-to'-se-ah*) [δυσ-, difficult; τόκος, birth]. Difficult labor. **D., Fetal**, difficult labor due to such

fetal irregularities as displacement of the arm, excessive size, plural pregnancy, monsters, etc. **D., Maternal**, due to some defect on the side of the mother, as pelvic deformity or disease.

**Dystonia** (*dis-to'-ne-ah*) [δυσ-, ill; τόνος, tone]. Disorder or lack of tonicity.

**Dystopia** (*dis-to'-pe-ah*) [δυσ-, ill; τόπος, place]. Displacement of any organ.

**Dystrophia** (*dis-tro'-fe-ah*). See *Dystrophy*.

**Dystrophic** (*dis-tro'-fik*) [δυσ-, bad; τροφή, nourishment]. Poorly nourished.

**Dystrophoneurosis** (*dis-trōf-o-nu-ro'-sis*) [δυσ-, bad; τροφή, nourishment; νευρον, a nerve; νόσος, disease]. A disturbance of nutrition caused by abolition or perversion of nervous influence; or a nervous disease caused by ill-nutrition.

**Dystrophy** (*dis'-tro-fe*) [δυσ-, bad; τροφή, nourishment]. Imperfect or faulty nourishment. **D., Primary Muscular.** See *Atrophy, Idiopathic Muscular*.

**Dystropodextrin** (*dis-tro-po-deks'-trin*) [δυσ-, bad; τρέπειν, to turn; dexter, right]. A starchy material existing in normal blood, and but slightly soluble.

**Dysulotous** (*dis-u'-lo-tus*) [δυσούλωτος; δυσ-, bad; ὤλη, scar]. Healing with difficulty.

**Dysuria** (*dis-u'-re-ah*) [δυσ-, ill; οὔρον, urine]. Difficult or painful urination; it may be due to calculi, cystitis, spasm, stricture.

**Dysuric** (*dis-u'-rik*) [δυσ-, ill; οὔρον, urine]. Affected with or relating to dysuria.

**Dysury** (*dis'-u-re*). Same as *Dysuria*.

## E

**E.** Abbreviation of *Eye* and *Emmetropia*.

**E. M. F.** Abbreviation of *Electro-motive Force*.

**Ext.** Abbreviation of *Extractum*.

**Eagle-wood** (*e'-gl-wood*). See *Agallochum*.

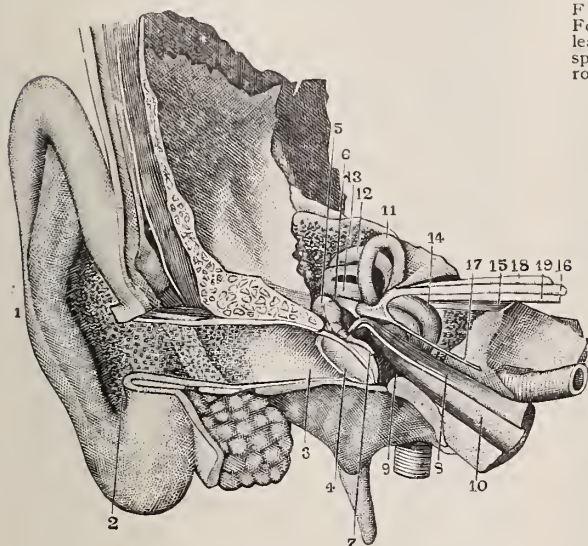
**Ear** (*ēr*) [ME., *ere*, ear]. The organ of hearing. It consists of the outer or external ear, the middle ear or tympanum, and the internal ear or labyrinth. Illustrated details are shown in the annexed cuts. **E.-ache.** See *Otalgia*. **E.-bone**, an auditory ossicle. **E., Cat's**, a deformity of the ear, causing it to resemble the ear of a cat. **E.-cough**, reflex cough from irritation or disease of the ear. **E.-crystal**, an otolith. **E.-deformities.** That insane, imbecile, and idiotic persons often have deformities of the external ear is a fact well established. Among the named deformities are the following: *Blainville's ear* designates asymmetry of the two ears. *Cagot ear* is an ear with no lower lobe; but it is asserted that this is a peculiarity of the Lapps, and not of the Cagots. *Darwin's ear* lacks the upper part of the helix, and the remainder of the helix contains nodules of cartilage. *Morel's ear* is large, flattened down, as if ironed, with a thin rim and depressed folds. In *Stahl's ear* the helix is flattened and masked with the anti-helix, neither the fossa ovalis nor the fossa scaphoidea being visible. In *Wildermuth's ear* the anti-helix is unduly prominent. See also *Hæmatoma auris* and *Diseases, Table of*. **E., Drum of.** See *Tympanum*. **E.-dust**, the otoconia, *q. v.* **E.-finger**, the little finger. **E., Flap**, a deformity of the ear in which

it is pendulous, as in certain animals. **E.-giddiness**, a synonym of *Mènière's Disease*. **E.-hole**, the external auditory meatus. **E., Inflammation of.** See *Otitis*. **E., Internal, the Labyrinth, q. v.** **E.-lobe**, the lobe of the ear. **E., Middle.** See *Tympanum*. **E.-sneezing**, sneezing produced by inflammation of the ear. **E.-spoon**, a curet used in removing cerumen. **E.-stone.** See *Otolith*. **E.-trumpet**, an instrument for gathering a larger number of waves of sound to a focus, and thus improving the hearing of those partially deaf. **E.-tumor**, *Hæmatoma auris, q. v.* **E.-vertigo**, a synonym of *Mènière's Disease*. **E.-vomiting**, reflex vomiting from auditory disease. **E.-wax.** See *Cerumen*. **E.-wig**, an insect (*Forficula auricularia*) erroneously supposed to have a fondness for secreting itself in the external auditory meatus.

**Earth** (*erth*) [ME., *erthe*, earth]. In chemistry, a name given to various metallic oxids or silicates, not soluble in water and not affected by great heat. **E., Alkaline**, the oxids and hydrates of calcium, magnesium, strontium, barium, and other metals of the same group. **E.-bath**, a sand bath. See *Bath*. **E., Cimolian.** See *Cimolian*. **E.-closet**, a privy in which the dejecta are disposed of by the *Dry-earth System, q. v.* **E.-cure**, the therapeutic use of earth, soil, mud, or sand. **E.-dressing**, a dressing of earth for wounds, bruises, etc. It has marked deodorizing powers. **E., Fuller's**, a clay used as an absorbent dressing for sores. See also *Ammotherapy, Bole*.



**E.-worm**, a common soil-inhabiting worm, *Lumbricus terrestris*. An oily liniment prepared from earth-worms is vulgarly held in high esteem as a relaxant for contracted tendons. In Russia a preparation of earth-worms is highly valued as a diuretic.

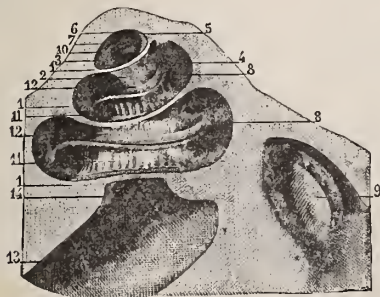
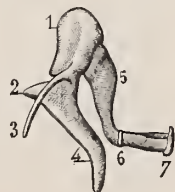


THE EAR.

- 1 Pinna, or auricle. 2 Concha. 3. External auditory canal. 4 Membrana tympani. 5. Incus. 6. Malleus. 7. Manubrium mallei. 8. Tensor tympani. 9. Tympanic cavity. 10. Eustachian tube. 11. Superior semicircular canal. 12. Posterior semicircular canal. 13. External semicircular canal. 14. Cochlea. 15. Internal auditory canal. 16. Facial nerve. 17. Large petrosal nerve. 18. Vestibular branch of auditory nerve. 19. Cochlear branch.

#### AUDITORY OSSICLES.

1. Head of Malleus. 2. Processus brevis. 3. Processus gracilis. 4. Manubrium. 5. Long process of incus. 6. Articulation between incus and stapes. 7. Stapes.



COCHLEA (LAMINA SPIRALIS OSSEA).

- 1, 1, 1. Surrounding bony structure. 2. Semi-infundibuliform lamella. 3. Its concave surface. 4. Concave border in which it terminates. 5. Anterior extremity of this border. 6. Cupola, superior two-thirds removed. 7. Inferior portion of base of semi-infundibuliform lamella. 8, 8. Lamina spiralis ossea. 9. Its origin. 10. Its beak or terminal portion. 11, 11. Scala tympani. 12. Scala vestibuli. 13. Internal auditory canal. 14. Fossa at the base of the modiolus.

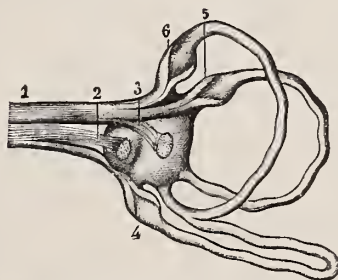
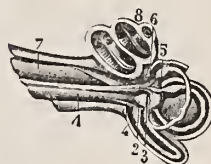
#### OSSEOUS LABYRINTH OF THE EAR (LAMINA SPIRALIS OSSEA).

- 1, 2, 3. Semicircular canals. 4. Vestibule. 5. Ampulla. 6. Fovea semi-elliptica. 7. Fovea hemispherica. 8. Cochlea. 9. Origin of lamina spiralis ossea. 10. Foramen rotundum.



#### OSSEOUS AND MEMBRANOUS LABYRINTH OF THE EAR.

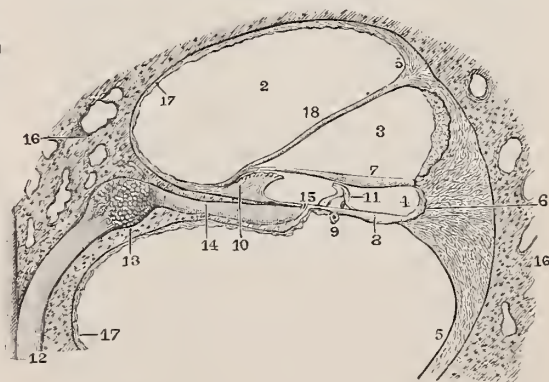
1. Vestibular branch of auditory nerve. 2. Branch for sacculus. 3. Branch for utricle. 4. Branch for ampulla of membranous posterior semicircular canal. 5. Branch for ampulla of external canal. 6. Branch for ampulla of superior canal. 7. Cochlear branch of auditory nerve. 8. Cochlea.



MEMBRANOUS LABYRINTH OF THE EAR.

Distribution of the vestibular branch of the auditory nerve to the membranous labyrinth; membranous vestibule and semicircular canals.  $\times 3$ .

1. Vestibular branch. 2. Saccular branch. 3. Utricular branch. 4. Branch to ampulla of external membranous semicircular canal. 5. Branch to ampulla of superior membranous semicircular canal.



COCHLEA.

1. Scala tympani. 2. Scala vestibuli. 3. Anterior or triangular canal. 4. Posterior or quadrilateral canal. 5, 5. Spiral ligament. 6. External spiral sulcus. 7. Membrana tectoria, or membrane of Corti. 8. Membrana basilaris. 9. Spiral vessel. 10. Limbus laminae spiralis. 11. Pillars of organ of Corti. 12. Branch of cochlear nerve. 13. Ganglion spirale. 14. Branch of cochlear nerve between the lamellae of the lamina spiralis ossea. 15. One of the orifices by which this branch penetrates the canal of Corti. 16. Part of bony cochlea. 17. Lining periosteum. 18. Membrane of Reissner.

**Easton's Syrup.** See *Ferrum*.

**Eat** (*ēt*) [AS., *etan*, to eat]. To masticate and swallow food.

**Eau(o)** [Fr.]. Water. **E. de Cologne**, cologne water. **E. de Vie**, brandy; alcoholic spirit.

**Eberth's Bacillus.** See *Bacteria*, *Synonymatic Table of*. **E's. Lines.** See *Lines*, *Table of*.

**Ebner's Glands.** See *Gland*.

**Eboli's Test.** See *Tests*, *Table of*.

**Ebonite** (*eb'-on-it*) [*ebon*, ebony]. Black hard rubber. See *Vulcanite*.

**Ebracteate** (*e-brak'-te-āt*) [*e*, priv.; *bractea*, a thin plate]. In biology, destitute of bracts.

**Ebrietas** (*e-bri'-et-as*) [L.]. Synonym of *Alcoholism*.

**Ebriety, Ebriosity** (*e-bri'-et-e*, *e-bre-os'-et-e*). Synonym of *Alcoholism*.

**Ebstein's Theory.** A theory as to the origin of gout. He claims that a nutritive tissue-disturbance is the primary change, leading to necrosis, and in the necrotic areas the urates are deposited. **E's Treatment.** See *Treatment*, *Methods of*.

**Ebullition** (*eb-ul-tish'-un*). See *Boiling*.

**Ebur** (*e'-bur*) [L.]. Ivory. **E. dentis**, dentine, *q.v.*

**Eburnation** (*e-bur-na'-shun*) [*ebur*, ivory]. 1. Increase of the earthy constituents of bone causing greater size and density of the same. 2. Ossification of a cartilage; calcareous infiltration of a tumor.

**Eburneous** (*e-bur'-ne-us*) [*ebur*, ivory]. In biology, ivory-white.

**Ecalcarate** (*e-kal'-kar-āt*) [*e*, priv.; *calcar*, a spur]. In biology, destitute of a spur or spur-like process.

**Ecarinate** (*e-kar'-in-āt*) [*e*, priv.; *carina*, keel]. In biology, destitute of a carina or keel-like structure.

**Ecaudate** (*e-kaw'-dāt*) [*e*, priv.; *cauda*, a tail]. In biology, tailless; without a tail-like appendage. See *Acaudal*.

**Ecballium** (*ek-bal'-e-um*). See *Elaterium*.

**Echlepharos** (*ek-blef'-ar-os*) [*ék*, out; *βλέφαρον*, eyelid]. An ancient form of artificial eye.

**Echloma** (*ek-blo'-mah*) [*ék*, out; *βάλλειν*, to cast]. An abortion; an aborted fetus.

**Echolic** (*ek-bol'-ik*) [*ékβολή*, a throwing out]. 1. Abortifacient. 2. A substance used to produce abortion, or to facilitate parturition; an abortifacient.

**Echolin** (*ek'-bol-in*) [*ék*, out; *βολή*, a throw]. An alkaloid said to be one of the active principles of ergot. Little is known about it.

**Ecbolium** (*ek-bo'-le-um*) [*ékβολιον*; *ék*, out; *βάλλειν*, to throw; *pl.*, *Echolia*]. Any abortifacient drug.

**Eccentric** (*ek-sen'-trik*) [*ék*, out; *κέντρον*, center]. 1. See *Excentric*. 2. Odd or peculiar in behavior, but free from insanity. **E. Amputation.** See *Amputation*.

**E. Convulsion**, one due to peripheral irritation.

**Eccentricity** (*ek-sen-tris'-it-e*) [*ék*, out; *κέντρον*, center]. 1. Oddness or peculiarity of behavior without true insanity. 2. A peculiarity.

**Echondroma** (*ek-kon-dro'-mah*) [*ék*, out; *χόνδρος*, cartilage; *pl.*, *Echondromata*]. A cartilaginous tumor; a chondroma.

**Echondrosis** (*ek-kon-dro'-sis*) [*ék*, out; *χόνδρος*, cartilage; *pl.*, *Echondroses*]. A cartilaginous outgrowth.

**Echondrotome** (*ek-kon'-dro-tōm*) [*ék*, out; *χόνδρος*, cartilage; *τομή*, cutting]. An instrument for the surgical removal of cartilaginous growths.

**Ecchymoma** (*ek-e-mo'-mah*) [*ékχυμωμα*, an ecchymosis; *pl.*, *Ecchymomata*]. A tumor made up of extravasated blood.

**Ecchymosis** (*ek-e-mo'-sis*) [*ékχυμωσθαι*, to extravasate blood]. An effusion of blood into the subcutaneous tissues. It is marked by a purple coloration of the skin, the color gradually changing to brown, green,

and yellow. It is often the result of traumatism. See, also, *Purpura*.

**Ecchymotic** (*ek-e-mot'-ik*) [*ékχυμωσθαι*, to extravasate blood]. Relating to or looking like ecchymosis.

**Ecchysis** (*ek'-kis-is*) [*ékχυσις*, a pouring out]. Any skin-disease characterized by effusion into the dermal tissue.

**Eccoprosis** (*ek-o-pro'-sis*) [*ék*, out; *κόπρος*, feces]. Gentle purgation; defecation.

**Eccoprotic** (*ek-o-prot'-ik*) [*ék*, out; *κόπρος*, feces]. 1. Gently aperient. 2. Any aperient remedy; a purgative.

**Eccrinology** (*ek-rin-ol'-o-je*) [*ἐκρίνειν*, to excrete; *λόγος*, science]. The science of excretion, including its physics, physiology, and pathology.

**Eccyesis** (*ek-si-el'-sis*) [*ék*, out; *κύησις*, pregnancy]. Extra-uterine gestation.

**Eccylosis** (*ek-se-le-o'-sik*) [*ék*, out; *κυλίειν*, to roll]. Any disorder of development.

**Ecdemic** (*ek-dem'-ik*) [*ἐκδημος*, away from home]. Applied to diseases originating in a distant locality; not endemic.

**Ecdemiomania** (*ek-de-me-o-ma'-ne-ah*), or **Ecdemomania** (*ek-de-mo-ma'-ne-ah*) [*ἐκδημος*, away from home; *μανία*, madness]. Insanity marked by a desire for wandering.

**Ecdemionosus** (*ek-de-me-on'-o-sus*) [*ἐκδημῆειν*, to wander; *νόσος*, disease]. Ecdemiomania.

**Ecderon** (*ek'-der-on*) [*ék*, out; *δέρως*, skin]. 1. That layer of skin or mucous membrane that lies outside of the enderon. 2. The outermost or epithelial layer of skin or mucous membrane.

**Ecdemonic** (*ek-der-on'-ik*) [*ék*, out; *δέρως*, skin]. Belonging to or of the nature of the ecderon.

**Ecdysis** (*ek'-dis-is*) [*ἐκδύνειν*, to cast off]. In biology, the sloughing or casting off of the skin.

**Ecgonin** (*ek'-go-nin*),  $C_9H_{15}NO_3 + H_2O$ . An alkaloid produced in the decomposition of cocaine by HCl. It is very soluble in water, more sparingly in alcohol, and consists of prismatic crystals that melt at 25° C.

**Echidnin** (*e-kid'-nin*) [*ἐχίδνα*, viper]. 1. Serpentine-poison; the poison or venom of the viper and other similar serpents. 2. A nitrogenous and venomous principle found in the poison-secretion of various serpents.

**Echinacea** (*ek-in-a'-se-ah*) [*ἐκίνος*, a hedgehog]. A genus of coarse composite plants of N. America. **E. angustifolia**. Black Sampson. The root of a perennial herb growing in the U. S. It is claimed that it possesses marked alterative value in strumous and syphilitic conditions. Dose of the fluid extract  $\mathfrak{m}\chi\text{v-xxx}$ . Unof.

**Echinate** (*ek'-in-āt*) [*echinatus*, prickly, from *echinus*, a hedgehog]. Beset with prickles.

**Echinochrome** (*e-ki'-no-krom*) [*ἐκίvinos*, a sea-urchin; *χρῶμα*, color]. In biology, a brown pigment of respiratory function found by MacMunn in the perivisceral fluid of *Echinus*.

**Echinochromogen** (*e-ki-no-kro'-mo-jein*) [*ἐκίvinos*, a sea-urchin; *χρῶμα*, color; *γίνης*, producing]. In biology, the chromogen causing the deepening of color in echinochrome on exposure to air.

**Echinococcus** (*e-ki-no-kok'-us*) [*ἐκίvinos*, a hedgehog; *κόκκος*, a berry]. In biology, the same as *E. veterinorum*, the hydatid of the *Tania echinococcus* of the dog, the most universally distributed of all the hydatids. It is found mainly in the liver and in the lungs of cattle. See *Parasites (Animal)*, *Table of*.

**Echinopodium** (*e-ki-no-pe'-de-um*) [*ἐκίvinos*, a sea-urchin; *παῖδιον*, dim. of *παῖς* (*paid-*), a child]. In biology, Huxley's term for the bilaterally symmetric larva of an echinoderm just as it leaves the egg. It in many ways resembles a worm-larva. Cf. *Pluteus*.



**Echinoplacid** (*e-ki-no-plas'-id*) [*ἐχίνοσ*, a sea-urchin; *πλάς*, a plate]. In biology, applied to echinoderms having spines on the madreporic plate.

**Echinorhyncus** (*e-ki-no-rin'-kus*) [*ἐχίνοσ*, hedgehog; *ῥύγχος*, beak]. A worm parasitic within certain animals and occasionally found in man. **E. gigas** is the best-known species. **E. hominis** is smaller, and is perhaps an immature form of the other. See *Parasites* (*Animal*), *Table of*.

**Echinulate** (*e-kin'-u-lat'*) [*echinulus*, dim. of *echinus*, a hedgehog]. In biology, beset with prickles of small size.

**Echitamin** (*e-ki't'-am-in*),  $C_{22}H_{28}N_2O_4$ . An amorphous alkaloid of *Dita*, with a paralyzing power comparable to that of curare. It is also called *Ditain*.

**Echitenin** (*e-ki't'-en-in*),  $C_{20}H_{27}NO_4$ . An amorphous, brown alkaloid of *Dita*, soluble in alcohol and water.

**Echlorophyllose** (*e-klo-ro-fil'-ös*) [*e*, priv.; *χλωρός*, yellowish-green; *φύλλον*, a leaf]. In biology, destitute of chlorophyll.

**Echma** (*ek'-mah*) [*ἔχμα*, a stoppage: *pl.*, *Echmata*]. A stoppage or obstruction.

**Echmasis** (*ek'-mas-is*) [*ἐχμάζειν*, to hinder: *pl.*, *Echmases*]. An obstruction or an obstructive disease.

**Echmatic** (*ek-mat'-ik*) [*ἐχμάζειν*, to hinder]. Due to or marked by an echmasis or an echma.

**Echo** (*ek'-o*) [*ἠχώ*, a sound]. A reverberated sound. **E.-sign**, a symptom of epilepsy and other brain-conditions in which there is a repetition of the closing word or words of a sentence. It is regarded as the result of perverted will, or impaired or defective inhibition. **E.-speech**, a peculiar method of utterance in one type of hypnotism.

**Echokinesia, Echokinesis** (*ek-o-kin-el'-ze-ah*, or *el'-sis*) [*ἠχώ*, echo; *κίνησις*, motion]. Imitative unwillful action, like that observed in palmus or latah. See *Palmus* and *Habit-spasm*.

**Echolalia** (*ek-o-la'-le-ah*) [*ἠχώ*, echo; *λαλίω*, talk]. An aphasic symptom consisting in a repetition of words spoken to the patient by others.

**Echometer** (*ek-om'-et-er*) [*ἠχώ*, sound; *μέτρον*, a measure]. A stethoscope.

**Echopathy** (*ek-op'-ath-e*) [*ἠχώ*, echo; *πάθος*, disease]. Any automatic and purposeless repetition of a word or sound heard or of an act seen.

**Echophotony** (*ek-o-fot'-o-ne*) [*ἠχώ*, echo; *φῶς*, light; *τόνος*, tone]. The production of the sensation of color by the stimulus of aerial waves, or sound. See *Phonism*, *Photism*.

**Echophrasia** (*ek-o-fra'-ze-ah*) [*ἠχώ*, echo; *ῥάσις*, speech]. Same as *Echolalia*.

**Echos** (*el'-kos*) [*ἠχος*, sound]. Any subjective sensation, as of a sound that has no objective cause.

**Echoscope** (*ek'-o-sköp*) [*ἠχώ*, sound; *σκοπεῖν*, to examine]. A stethoscope.

**Echuja** (*ek'-u-jah*). An apocynaceous plant, *Adenium bœhmianum*, of Africa. It is extremely poisonous.

**Echujin, Echugin** (*ek'-u-jin*). A poisonous glucosid from the plant called *Echuja*; it has much the same effects as strophanthin.

**Eciomania** (*ek-e-o-ma'-ne-ah*). See *Oikiomania*.

**Ecker's Angle**. See *Angle*. **E. Fissure**. See *Fissure*.

**Eclampsia** (*ek-lamp'-se-ah*) [*ἐκλάμπειν*, to shine or burst forth; from the suddenness of the attack]. 1. A sensation as of a light flashing before the eyes. [Obsolete]. 2. Any epileptiform seizure, especially one in which consciousness is not lost. 3. Puerperal convulsion. A convulsive or epileptiform seizure suddenly coming on in a woman prior to or during labor, or in the puerperal state. The convulsions are first tonic and then clonic, and finally affect

the involuntary muscles as well as the voluntary; consciousness is lost, and the attack is followed by coma or sleep. The etiology is obscure, the attack generally repeated, the prognosis grave. The term eclampsia is also used as a general designation for convulsions, and besides the puerperal form described there are the infantile and uremic types. See *Convulsions*. **E. nutans**, the *nodding spasm* or *salaam convulsion* of young children. In this affection the head and upper part of the body are bowed forward several times in succession. The attacks tend to occur in paroxysms, during which the child suffers temporarily from disordered consciousness.

**Eclampsic** (*ek-lamp'-sik*). See *Eclamptic*.

**Eclamptic** (*ek-lamp'-tik*) [*ἐκλάμπειν*, to shine or burst forth]. Relating to, affected with, or of the nature of, eclampsia.

**Eclectic** (*ek-lek'-tik*) [*ἐκλεκτικός*, selection]. Pertaining to a choosing or selection. Applied by a certain school of physicians to themselves, to denote their principle or plan of selecting or choosing that which is good from all other schools.

**Eclecticisim** (*ek-lek'-tis-izm*) [*ἐκλεκτικός*, selection]. The doctrine and practice of the *Eclectics*.

**Eclegm** (*ek'-lem*) [*ἐκλεγμα*, an electroly]. An electroly.

**Eclegma, or Ecleigma** (*ek-leg'-mah*, *ek-lig'-mah*) [*ἐκ*, out; *λείχειν*, to lick: *pl.*, *Eclegmata*]. An electroly.

**Eclimbia** (*ek-lim'-e-ah*) [*ἐκλιμία*]. Same as *Bulimia*.

**Eclipsis** (*ek-lip'-sis*) [*ἐκλειψις*, a dying out]. A sudden failure; trance; catalepsy; a sudden and transient loss or impairment of consciousness.

**Eclysis** (*ek'-tis-is*) [*ἐκλυσις*, a release, a loosening]. Any loosening, as of the bowels. Also a slight amount of, or merely a tendency to, syncope. It is present in anemia of the brain.

**Ecmnesia** (*ek-mne'-ze-ah*) [*ἐκ*, out; *μνήσις*, memory]. The dropping out of the memory of the events of a certain portion of time.

**Ecnea** (*ek-ne'-ah*) [*ἐκ*, out; *νοῦς*, mind]. Insanity.

**Ecoïd** (*el'-koid*) [*οἶκος*, house]. A blood-shadow; the colorless stroma or framework of red corpuscles of the blood that have been deprived of their hemoglobin; a shadow-corpuscle.

**Economy** (*e-kon'-o-me*) [*οἶκος*, house; *νόμος*, a law]. A general name for the human being considered as a whole.

**Ecorticate** (*e-kor'-tik-at*) [*e*, priv.; *cortex*, bark]. In biology, destitute of a cortical layer.

**Ecouvillon** (*a-koo-ve'-yon(g)*) [Fr.]. See *Ecouvillonnage*.

**Ecouvillonnage** (*a-koo-ve-yon-ahzh'*) [Fr.]. The operation of cleansing, and carrying medicinal agents to, the inside of the uterus by means of a brush.

**Ecphylisis** (*ek'-fils-is*) [*ἐκφύλιζειν*, burst out: *pl.*, *Ecphylises*]. Any vesicular eruption.

**Ecphractic** (*ek-fra'-tik*) [*ἐκφρακτικός*, clearing obstruction]. 1. Removing obstructions. 2. An ecphractic medicine.

**Ecphronia** (*ek-fro'-ne-ah*) [*ἐκ*, out of; *φρόν*, mind]. Insanity.

**Ecphyadectomy** (*ek-fi-ad-ek'-to-me*) [*ἐκφύας*, appendage; *ἐκτομή*, excision]. Excision of the vermiform appendix.

**Ecphyaditis** (*ek-fi-ad-i'-tis*) [*ἐκφύας*, appendage; *τις*, inflammation]. Inflammation of the vermiform appendix; appendicitis. This term has also been used to include typhilitis, perityphilitis, etc.

**Ecphyas** (*ek'-fi-as*) [*ἐκφύας*, an offshoot]. The vermiform appendix.

**Ecphyma** (*ek-fil'-mah*) [*ἐκ*, out; *φύεσθαι*, to grow: *pl.*, *Ecphymata*]. An excrescence on the skin.

**Ecphysexis** (*ek-fiz-e'-sis*) [ék, out; φυσάνειν, to blow]. Rapid breathing.

**Ecphysis** (*ek'-fis-is*) [ék, out; φύσις, growth]. In biology, applied by Bate to the branch of any particular crustacean limb; as *coxecphysis*, a branch springing from the coxa; *basecphysis*, a branch springing from the base.

**Ecptoma** (*ek-to'-mah*) [ék, out; πίπτειν, to fall: *pl.*, *Ecptomata*]. Any falling of a part or organ.

**Ecpyesis** (*ek-pi-e'-sis*) [ék, out; πνεῖν, to suppurate: *pl.*, *Ekpyeses*]. 1. Any suppurate or abscess. 2. Any pustular skin-disease.

**Ecpyetic** (*ek-pi-e'-ik*) [ék, out; πνεῖν, to suppurate]. Promoting suppuration.

**Écrasement** (*a-krasz'-mon(g)*) [Fr.]. Surgical removal of a part or growth by means of the écraseur.

**Écraseur** (*a-krash'-zer'*) [Fr.]. An instrument used in the amputation of parts, and consisting of a chain or wire-loop, tightened by a screw, whereby the tissue is slowly crushed apart rather than cut, thus rendering the operation easier and bloodless.

**Ecdroactylia** (*ek-ro-dak-til'-e-ah*) [ékroos, escape; δάκτυλος, digit]. Same as *Ainhum*.

**Ecstaltic** (*ek-stal'-tik*) [ék, out; στέλλειν, to send]. Sent out from a nerve-center; applied specially to nerve-impulses originating from the spinal cord.

**Ecstasy** (*eks'-ta-se*) [ékstasis, a trance]. A derangement of the nervous system characterized by an exalted visionary state, absence of volition, insensibility to surroundings, a radiant expression, and immobility in statuesque positions. It is also called *Carus-exstasis* and *Catalepsia spuria*.

**Ecstrophy** (*ek'-stro-fe*) [ék, out; στρέφειν, to turn]. Eversion; the turning inside-out of a part.

**Ectad** (*ek'-tad*) [ékτός, external; *ad*, to]. On or toward the ectal part.

**Ectal** (*ek'-tal*) [ékτός, external]. At some surface or aspect farther from a supposed center than that with which a given object is compared. External, superficial. See *Position and Direction, Table of*.

**Ectasia** (*ek-ta'-se-ah*). See *Ectasis*.

**Ectasis** (*ek'-tas-is*) [ékta-sis, extension]. Abnormal distention or dilatation of a part.

**Ectatic** (*ek-tat'-ik*) [ékta-sis, extension]. Characterized by ectasis.

**Ectental** (*ek-ten'-tal*) [ékτός, outward; ἐντός, inward]. Pertaining to the line of union between the ectoderm and the entoderm. **E. Line**. See *Lines, Table of*.

**Ectethmoid** (*ek-teth'-moid*) [ékτός, out from; ἡθμοειδής, sieve-like]. Either one of the lateral cellular masses of the ethmoid bone.

**Ecthyma** (*ek-thi'-mah*) [ékthuma, a pustule]. An inflammatory skin-disease attended with an eruption of large, flat pustules, which are usually flaccid and of a yellowish or yellowish-red color. They vary in size from a ten-cent piece to a silver quarter-dollar, and are surrounded by a distinct inflammatory areola. Brownish crusts are formed, which on removal leave a slightly excoriated moist surface. The eruption appears as a rule on the legs and thighs where the hairs are thick; it occurs in crops, and may persist for an indefinite period. It is probably due to inoculation with microorganisms, and is prone to occur after local irritation.

**Ecthyimiform** (*ek-thi'-mif-form*) [ékthuma, a pustule; *forma*, form]. Resembling ecthyma.

**Ectillotlic** (*ek-til'-ot'-ik*) [ék, out; τίλλειν, to pluck]. Depilatory; causing the hairs to fall; removing corns from the feet.

**Ectiris** (*ek-ti'-ris*) [ékτός, outward; ἵρις, the rainbow]. That part of Descemet's membrane that lies in front of the iris.

**Ecto-** (*ek'-to-*) [ékτός, without]. A prefix signifying without, upon the outer side.

**Ectobatic** (*ek-to-bat'-ik*) [ékτός, out; βαίνειν, to go]. Effluent; centrifugal; moving ectad or distad.

**Ectoblast** (*ek'-to-blast*) [ékτός, outside; βλαστός, a bud]. In biology, a simple, sensitive, covering, and protecting cell-layer; the ectoderm.

**Ectobliquus** (*ek-to-blit'-krous*) [ékτός, outward; obliquus, slanting]. The external oblique muscle of the abdomen. See *Muscles, Table of*.

**Ectocardia** (*ek-to-kar'-de-ah*) [ékτός, out; καρδιά, the heart]. Abnormality of position of the heart.

**Ectocarotid** (*ek-to-kar'-ot'-id*) [ékτός, out; κάρως, stupor]. The external carotid artery. See *Arteries, Table of*.

**Ectocarpous** (*ek-to-kar'-pus*) [ékτός, outside; καρπός, fruit]. In biology, applied to such animals as have the reproductive organs located in the ectoderm.

**Ectocellic** (*ek-to-se'-lik*) [ékτός, outside; κοιλία, a hollow]. In biology, applied to structures placed outside the body-cavity in a celenterate.

**Ectochoroidea, or Ectochorioidea** (*ek-to-ko-roi'-de-ah, or ek-to-ko-re-oi'-de-ah*) [ékτός, out; χοριοειδής, like a membrane]. The outer layer of the choroid, composed mainly of fibro-connective tissue.

**Ectocinerea** (*ek-to-sin'-e'-re-ah*) [ékτός, out; cinereus, ashy]. The gray substance of the cortex of the brain. Cf. *Entocinerea*.

**Ectocondyle** (*ek-to-kon'-dil*) [ékτός, out; κόνδυλος, condyle]. An external condyle.

**Ectocornea** (*ek-to-kor'-ne-ah*) [ékτός, out; corneus, horny]. The corneal conjunctiva.

**Ectocyst** (*ek'-to-sist*) [ékτός, out; κύστις, a cyst]. The thick, laminated, translucent, and highly elastic membrane of an hydatid cyst. It is lined by a thin cellular membrane called the *endocyst*. The outer layer of the cecum (or common dermal system) of a colony of *Polyzoa*.

**Ectoderm** (*ek'-to-derm*) [ékτός, outside; δέρμα, skin]. In biology, the primitive outer wall of the body; the animal germinal layer; the term was first applied to the outer of the two membranes of a hydroid zoöphyte. See *Blastoderm*.

**Ectoentad** (*ek-to-en'-tad*) [ékτός, without; ἐντός, within; *ad*, to]. From without inward.

**Ectogastrocnemius** (*ek-to-gas-trok-ne'-me-us*) [ékτός, without; γαστροκνημία, the calf of the leg]. The gastrocnemius externus muscle. See *Muscles, Table of*.

**Ectogenous** (*ek-toj'-en-us*) [ékτός, out; γεννᾶν, to produce]. Developed outside the body (said of certain pathogenic bacteria and of enthetic poisons).

**Ectogluteus** (*ek-to-glu-te'-us*) [ékτός, without; γλουτός, the rump]. The external gluteus muscle. See *Muscles, Table of*.

**Ectolecithal** (*ek-to-les'-ith-al*) [ékτός, outside; λέκιθος, yolk]. In embryology, applied to such eggs as have the formation-yolk enclosed in a superficial layer of food-yolk.

**Ectomere** (*ek'-to-mēr*) [ékτός, out; μέρος, a share]. Any one of the cells of the ovum that are destined to take part in forming the ectoderm.

**Ectopagia** (*ek-to-pa'-je-ah*) [ékτός, out; πάγος, a fixture]. The condition of being ectopagous; an ectopagous monstrosity.

**Ectopagous** (*ek-toj'-ag-us*) [ékτός, out; πάγος, a fixture]. Of the nature of or pertaining to an ectopagus.

**Ectopagus** (*ek-toj'-ag-us*) [ékτός, out; πάγος, a fixture]. A monocephalic twin monstrosity united laterally the full extent of the thorax.



**Ectoparasite** (*ek-to-par'-as-it*) [ἐκτός, outside; παράσιτος, a parasite]. In biology, a parasite that lives on the exterior of its host.

**Ectoparasitic** (*ek-to-par-as-it'-ik*) [ἐκτός, out; παράσιτος, a parasite]. Of the nature of or pertaining to an ectoparasite.

**Ectopatagium** (*ek-to-pat-aj'-e-um*) [ἐκτός, outside; παταγίον, the border of a garment]. In biology, that part of the wing-membrane or patagium of a bat which is limited to the manus; it is also called *dactylopatagium*.

**Ectophyte** (*ek'-to-fit*) [ἐκτός, out; φυτόν, a plant]. An external parasitic plant-growth.

**Ectophytic** (*ek-to-fit'-ik*) [ἐκτός, out; φυτόν, a plant]. Of the nature of or pertaining to an ectophyte.

**Ectopia** (*ek-to'-pe-ah*) [ἐκτοπος, displaced]. An abnormality of position. **E. cordis**. See *Ectocardia*. **E. lentis**, dislocation or congenital malposition of the crystalline lens. **E. oculi**, abnormal position of the eyeball in the orbit. **E. testis**, abnormal position of the testicle. **E. vesicæ**, protrusion of the bladder through the wall of the abdomen.

**Ectopic** (*ek-top'-ik*) [ἐκτοπος, displaced]. Pertaining to ectopia; displaced. See also *Teratism*. **E. Gestation**. See *Gestation*.

**Ectoplasm** (*ek'-to-plazm*) [ἐκτός, without; πλάσσειν, to form]. In biology, the outer, hyaline, more compact layer of protoplasm in a cell or unicellular organism, as distinguished from the granular endoplasm.

**Ectopy** (*ek'-to-pe*). Same as *Ectopia*.

**Ectoretina** (*ek-to-ret'-in-ah*) [ἐκτός, out; retina, retina]. The external and pigmentary layer of the retina.

**Ectosarc** (*ek'-to-sark*) [ἐκτός, outside; σάρξ, flesh]. In biology, same as *Ectoplasm*, *q. v.*

**Ectoskeleton** (*ek-to-skel'-et-un*). Same as *Exoskeleton*.

**Ectosome** (*ek'-to-sôm*) [ἐκτός, outside; σῶμα, body]. In biology, applied to the outer region of a sponge, which forms the covering of the choanosome, or middle region, with its flagellated chambers.

**Ectosporous** (*ek-to-spo'-rus*) [ἐκτός, outside; σπόρος, seed]. See *Exosporous*.

**Ectosteal** (*ek-tos'-te-al*) [ἐκτός, out; ὀστέον, a bone]. Relating to, situated or occurring outside of, a bone.

**Ectostosis** (*ek-tos-to'-sis*) [ἐκτός, out; ὀστέον, a bone]. The growth of bone from without; ossification that begins at the perichondrium, or future periosteum.

**Ectotheca** (*ek-toth'-ek-ah*) [ἐκτός, outside; θήκη, case]. In biology, applied to the capsule of such compound gonophores as those of *Laomedea*; also to such thecae or asci as are exposed, *e. g.* those of discomycetous fungi and gymnocarpous lichens.

**Ectoxemia** (*ek-toks-e'-me-ah*) [ἐκ, out; τοξικόν, poison; αἷμα, blood]. Toxemia not originating within the organism; blood-poisoning from some cause not existing within the organism.

**Ectozoön** (*ek-to-zo'-on*) [ἐκτός, out; ζῶον, an animal; πλ., *Ectozoa*]. An external animal parasite; an ectoparasite.

**Ectrodactylia**, **Ectrodactylism** (*ek-tro-dak-til'-e-ah*, *ek-tro-dak'-til-izm*) [ἐκτρομα, abortion; δάκτυλος, finger]. Congenital absence of any of the fingers or toes.

**Ectrogenic** (*ek-tro-jen'-ik*) [ἐκτρομα, abortion; γεννᾶν, to produce]. Due to some loss of tissue, as from traumatism or surgical operation. See also *Teratism*.

**Ectrogeny** (*ek-troj'-en-e*) [ἐκτρομα, abortion; γεννᾶν, to produce]. Loss or absence of any part or organ.

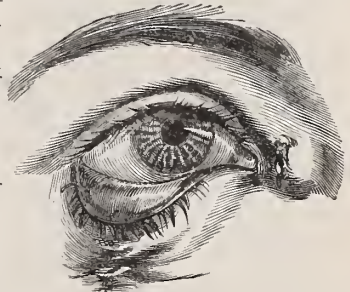
**Ectroma** (*ek-tro'-mah*) [ἐκτρομα, abortion; πλ., *Ectromata*]. An aborted ovum or fetus.

**Ectromelus** (*ek-trom'-elus*) [ἐκτροσις, abortion; μέλος, limb]. A single autositic monster characterized by the presence of aborted or imperfectly-formed limbs.

Examples of this anomaly show every degree of arrested development, from entire absence of the limb to simple shortening.

**Ectropion** (*ek-tro'-pe-on*) [ἐκ, out; τρέπειν, to turn].

An everted eyelid; abnormal eversion of an eyelid; also, an everted state of the cervical portion of the endometrium. **E.**, **Cicatricial**, due to destruction of part of the skin of the lid, with cicatricial contraction. **E. luxurians**, an old name for ectropion, with a proud-flesh appearance of the conjunctiva. **E.**, **Paralytic**, that due to paralysis of the orbicularis palpebrarum. **E.**, **Sarcomatous**. See *E. luxurians*. **E.**, **Senile**, found only in the lower lid, due to relaxation of the orbicularis palpebrarum muscle. **E.**, **Spastic**, due to spastic contraction of the fibers of the orbicular muscle lying near the margin of the orbit.



ECTROPION.

**Ectropium** (*ek-tro'-pe-um*). Same as *Ectropion*.

**Ectrosis** (*ek-tro'-sis*) [ἐκτροσις, abortion]. An abortion, or the production of an abortion.

**Ectrotic** (*ek-tro'-ik*) [ἐκ, out; τιτρώσκειν, to wound]. Tending to cut short; abortive; abortifacient.

**Ectylotic** (*ek-til-ot'-ik*) [ἐκ, away; τύλος, callus]. Tending to remove warts or indurations.

**Eczema** (*ek'-ze-mah*) [ἐκζεῖν, to boil over]. Tetter; Moist Tetter; an acute or chronic, non-contagious, catarrhal inflammatory disease of the skin, characterized by multiformity of lesion, and the presence, in varying degrees, of itching, infiltration, and discharge. The skin is reddened, the redness shading off insensibly into the surrounding unaffected skin. When well-marked, the skin is fissured, with crusting, leathery infiltration, and scaling. Eczema occurs in skins that are particularly susceptible to the action of external irritants. **E. ani**—of the anus—a troublesome variety common in children; it may simulate condylomata. **E. articulatorum**, eczema of the flexor surfaces of the joints. **E. aurium**, a common, troublesome, pustular form affecting the ears. **E. barbæ**, a form resembling sycosis, but more superficial. It attacks the bearded portion of the face, but may spread. **E. capitis**, a variety confined to the head. It is usually seen in children; is diffuse, pustular, impetiginous, not itchy, and may be associated with pediculi and seborrhea. **E. circumscriptum parasiticum**, a name given by Crocker to a form of eruption that looks like a dry eczema, but has a border more sharply defined than is usual in *E. squamosum*. It occurs chiefly on the legs below the knee, and is constituted of minute papules aggregated into a uniform moderately red, scaly patch, with sharply defined borders. It is a chronic disease, and is probably parasitic in origin. **E. crurum**, a form occurring in old people as a result of varicosity of the veins of the leg, and not associated with eczema elsewhere. The skin is much infiltrated, red, scaly, with indolent ulcers. **E. crustosum**, eczema with the formation of thin and pale-yellowish crusts. If these crusts are thick and dark in color from capillary bleeding the condition is termed *E. impetiginosum*. This latter form occurs frequently on the scalp and face of strumous children.

**E., Diabetic**, from the irritation of diabetic urine. **E., Epidemic**. See *Dermatitis, Epidemic Exfoliative*. **E. epizootica**, a disease of domesticated animals due to a microörganism, attended with a characteristic eczematous lesion of the skin and a catarrhal condition of the respiratory tract. It is also called *Foot-and-Mouth Disease*. See *Streptocytus of Schottelius* under *Bacteria, Synonymatic, Table of*. **E. erythematousum**, the mildest form of eczema, in which the skin is reddened, slightly swollen, infiltrated, and tense, from active congestion; the color of the patches is more vivid, and their edges are less well defined, than in true erythema. It is seen in its most typical form on the face. **E. faciei**, an acute or chronic form affecting the face; it resembles erysipelas, but is attended with no rise of temperature. **E. fissum**, *E. rimosum*; a form affecting the hands and skin over the articulations, and characterized by the formation of deep, painful cracks or fissures. **E. folliculare**, a form confined largely to the neighborhood of the hair-follicles, where irritable, acuminated papules may persist for prolonged periods. **E. genitalium**, an acute form common in men; it is attended with great swelling and edema, with excoriation. **E. hypertrophicum**, *E. verrucosum*; a form characterized by permanent hypertrophy of the papillæ of the skin, giving rise to general or limited warty outgrowths. This variety results from a tendency to passive congestion. See *Granuloma fungoides*. **E. impetiginodes**. See *E. pustulosum*. **E. impetiginosum**. See *E. crustosum*. **E., Infantile**, a form commencing usually within six months of birth, and making its appearance first upon the head or face. **E. intertrigo**, a form of *E. erythematousum* occurring in the groins, on the inner surfaces of the nates, below the mammæ, etc. It is due to uncleanness. See *Erythema intertrigo*. **E. labiorum**, a very obstinate variety affecting the lips, and associated with painful fissures. **E. madidans**, *E. rubrum*; weeping eczema; large, raw, weeping surfaces studded with red points. It follows *E. vesiculosum*. **E. mammæ**, a variety common in nursing primiparæ; it is at first vesicular, then squamous, with painful fissures and much crusting. It is very obstinate. **E. manuum**, a common form implicating the whole of both hands. The acute variety is most marked along the edges of the fingers, where deep-seated vesicles abound; the chronic form chiefly involves the palms and knuckles. **E. marginatum**, Hebra's term for the most severe form of ringworm of the body. Its seats are the groins, axillæ, fork, and occasionally the popliteal spaces. Its lesion is marked by a well-defined, festooned, raised margin. **E. meatus**, eczema of the external auditory passage. **E. mercuriale**, that form due to the irritation produced by mercury. **E. narium**, a form affecting the nostrils. **E. palmare**, or **E. palmarum**, confined to the palm of the hand. It is also called *Psoriasis palmaris*. **E. palpebrarum**, *Tinea tarsi*; an obstinate form affecting the eyebrows; it is common in scrofulous children. **E. papillomatosum**. Same as *E. verrucosum*. **E. papulosum**, *Lichen simplex*; a form associated with the formation of minute intensely-itching papules of a deep-red color and firm consistence, arranged in irregularly-shaped groups. They are about the size of a pin's head, acuminate, of a bright-red color. Vesicles may form on their summits (*Lichen agrius*). When they are grouped in oval or roundish patches, a form not uncommon on the external aspect of the forearm and hands and on the calves, it is *Lichen circumscriptus*. **E. pedum**, eczema of the feet. **E. plantarum**, con-

fined to the sole of the foot. **E. pustulosum**, *E. impetiginodes*; the stage of eczema in which the vesicles develop into pustules that are usually of larger size than the preceding vesicles. This is most common in strumous children. **E. rimosum**. See *E. fissum*. **E. rubrum**. See *E. madidans*. **E. sclerosum**, a chronic form of eczema in which there is induration and thickening of the tissues. **E., Seborrheic**. See *Dermatitis, Seborrheic*. **E. seborrhæicum**. Synonym of *Seborrhea*. **E. solare**, that form due to irritation from the rays of the sun. **E. spargosiforme**, a variety of *E. sclerosum* in which the thickening is so very great that a condition indistinguishable from *Elephantiasis arabum* is produced. **E. squamosum**, a form in which the surfaces of ill-defined irregular patches are covered with more or less adherent scales of shed epithelium. This is often seen on the neck and limbs. **E. sulphure**, that form due to the irritation produced by sulphur. **E. tarsi**, a form affecting the edges of the eyelids. **E. tuberosum**. Synonym of *Granuloma fungoides*. **E. umbilici**, a tractable form resembling syphilitic disease of the same part. **E. unguium**, involvement of the nails in chronic *E. manuum*. The nails are rough, dull, brittle, and punctate. **E. unisquamosum**, a rare form having its seat at the root of the nose between the eyebrows. The secretion takes the form of a single epidermic lamella that covers the whole of the affected surface. **E. verrucosum**. See *E. hypertrophicum*. **E. vesiculosum**, a stage of vesicular formation in the course of eczema. It is the most common form of the disease. It is best seen on the flexor aspect of the limbs, between the fingers, back of the ears, etc. The vesicles, minute at first and closely aggregated, coalesce and rupture, exuding a clear plasmic fluid that stains and stiffens linen. The burning and itching are worse at night, and the excoriated surfaces continue to weep for a few days, when they gradually heal by crusting. **E., Weeping**. See *E. madidans*.

**Eczematoid** (*ek-zem'-at-oid*) [*ἐκζέειν*, to boil over]. Resembling an eczema.

**Eczematosis** (*ek-zem-at-oid'-sis*) [*ἐκζέειν*, to boil over: *pl., Eczematoses*]. Any eczematous skin-disease.

**Eczematous** (*ek-zem'-at-us*) [*ἐκζέειν*, to boil over]. Of the nature of or affected with eczema.

**Eczemogenous** (*ek-zem-oi'-en-us*) [*ἐκζέειν*, to boil over; *γενῆναι*, to produce]. Giving rise to eczema.

**Edeagra** (*e-de-a'-grah*) [*αἰδοῖα*, the genitals; *ἄγρα*, a seizure]. Pain or gout in the genitalia.

**Edeatrophia** (*e-de-at-ro'-fe-ah*) [*αἰδοῖα*, genitals; *ἀτροφία*, a wasting]. Atrophy or wasting of the genital organs.

**Edeauxe** (*e-de-avks'-e*) [*αἰδοῖα*, genitals; *αἰῆς*, increase]. Swelling or hypertrophy of the genitals.

**Edebohl's Position or Posture**. See *Postures, Table of*.

**Edeitis** (*e-de-i'-tis*) [*αἰδοῖα*, genitals; *ιτις*, inflammation]. Inflammation of the genital organs.

**Edema** (*e-de'-mah*) [*οἰδημα*; *οἰδέειν*, to swell]. Swelling, especially such as is due to the effusion of serous fluid into areolar tissues. See *Anasarca*. **E., Acute Circumscribed**. See *E., Angio-neurotic and Urticaria ædematosa*. **E., Acute Idiopathic**. See *E., Angio-neurotic*. **E., Acute Non-inflammatory**. See *E., Angio-neurotic*. **E., Angio-neurotic**, Giant urticaria; a vaso-motor disorder, characterized by the abrupt occurrence of edematous swelling of variable extent, sometimes accompanied by gastro-intestinal crises. There may be a marked hereditary feature in the disease. Death may result from edema of the larynx. **E., Brown**, the brownish fluid that flows from the cut surface of a lung in the state of brown induration. **E., Filtration**, a peculiar sort of edema



of the conjunctiva observed after operations or injuries that have produced a perforation in the most anterior sections of the sclera. It is due to the oozing of the aqueous humor between the lips of the wound and under the conjunctiva. **E.**, **Intermittent**. See *E.*, *Angio-neurotic*. **E.**, **Malarial**. See *E.*, *Angio-neurotic*. **E.**, **Malignant**, the term applied by Koch to a parasitic form of gangrenous inflammation that occurs at times after serious bone-injuries, etc. It is characterized by the rapid spread, the septic character of the inflammatory product, and the speedy destruction of the tissue involved, with the formation of gas. It is also called *Gangrenous emphysema*. **E.**, **Menstrual**. See *E.*, *Angio-neurotic*. **E.** **neonatorum**, a disease resembling somewhat sclerema neonatorum, the skin, however, being less generally involved and less edematous, filled with a serous fluid, and assuming a livid or purplish, rather than a whitish tint, as in sclerema. The disease begins before the third day of life, with drowsiness, and then the edema appears in the extremities, especially the legs, gradually spreading upward. **E.**, **Solid**, a form of edema in which puncture gives exit not to serum, but to a sanious, stringy, lymphoid material.

**Edematous** (*e-dem'-at-us*) [*οἰδημα*, edema]. Marked by edema; swollen; puffy.

**Edentate** (*e-den-tat'*) [*e*, priv.; *dens*, a tooth]. In biology, toothless, as an entire leaf, or a member of the *Edentata* among mammals.

**Edentation** (*e-den-tat'-shun*) [*e*, without; *dens*, a tooth]. A deprivation of teeth.

**Edentulous** (*e-den'-tu-lus*) [*e*, without; *dens*, a tooth]. Without teeth (applied to one who has lost his teeth). See *Carries of the Teeth*.

**Edeocephalus** (*e-de-o-seff'-al-us*) [*αἰδοῖα*, genitals; from the resemblance of the proboscis to a penis; *κεφαλή*, head]. A variety of single autositic monsters of the species otocephalus, in which there is synopsis, absence of the mouth, very rudimentary jaws, and the presence of a proboscis.

**Edeodynia** (*e-de-o-din'-e-ah*) [*αἰδοῖα*, genitalia; *ὀδόν*, pain]. Any pain in the reproductive organs.

**Edeogargalismus** (*e-de-o-gar-gal-iz'-mus*) [*αἰδοῖα*, genitalis; *γαργαλισμός*, a tickling]. Masturbation.

**Edeography** (*e-de-og'-ra-fe*) [*αἰδοῖα*, the genitals; *γράφειν*, to write]. A description of the genitalia.

**Edeology** (*e-de-ol'-o-je*) [*αἰδοῖα*, genitalis; *λόγος*, science]. A treatise or monograph on the organs of generation.

**Edeomania** (*e-de-o-ma'-ne-ah*) [*αἰδοῖα*, genitalis; *μανία*, madness]. Nymphomania; satyriasis.

**Edeomycodermatitis** (*e-de-o-mi-ko-der-mi'-tis*) [*αἰδοῖα*, genitalis; *μύκος*, mucus; *δέρμα*, skin; *ιτις*, inflammation]. Inflammation of the mucous membrane of any of the genital organs.

**Edeopsophy** (*e-de-op'-so-fe*) [*αἰδοῖα*, genitalis; *ψοφείν*, to utter a noise]. The emission of sounds from the genital organs (as from the bladder or vagina).

**Edeopsy** (*e'-de-op-se*). Same as *Edeoscopy*.

**Edeoptosis** (*e-de-op-to'-sis*) [*αἰδοῖα*, genitalis; *πτῶσις*, a fall]. Prolapse of some portion of the genital apparatus.

**Edeoscopy** (*e-de-os'-ko-pe*) [*αἰδοῖα*, the genitals; *σκοπεῖν*, to inspect]. An inspection or professional examination of the genital organs.

**Edeotomy** (*e-de-ot'-o-me*) [*αἰδοῖα*, genitalis; *τομή*, a cutting]. The anatomy or dissection of the genital organs.

**Edgeweed** (*ej'-wēd*). A composite-flowered plant, *Sericoarpus tortifolius*, of the Southern U. S. It is used as a remedy for colic in horses. Unof.

**Edible** (*ed'-ib-l*) [*edibilis*, eatable]. A qualification

applied to food, the condition of which is good and wholesome.

**Edison-Lalande Cell**. See *Cell*.

**Edriophthalmous** (*ed-re-off-thal'-mus*) [*ἐδριον*, dim. of *ὄρα*, a seat; *ὀφθαλμός*, eye]. In biology, having fixed, sessile eyes, not borne on a movable stalk.

**Educt** (*ed'-ukt*) [*e*, out; *ducere*, to draw]. A compound that exists in any substance and is extracted from it by a chemic or pharmaceutical process; opposed to *product*, which designates a body that is produced by a process similar to that used in its extraction.

**Edulcorant** (*e-dul'-kor-ant*) [*e*, out; *dulcorare*, to sweeten]. Sweetening; corrective of acidity or of acrimony.

**Edulcoration** (*e-dul-kor-a'-shun*) [*edulcare*, to sweeten]. In chemistry, the act or process of sweetening; the removal of soluble or saline matters by washing.

**Effeminacy** (*ef-em'-in-as-e*). See *Feminism*.

**Effemination** (*ef-em-in-a'-shun*) [*effeminare*, to make womanish]. The state of being effeminate.

**Effer** (*ef'-er-ah*) [*efferus*, fierce, wild]. Sauvage's name for a certain genus of exanthematous diseases.

**Efferent** (*ef'-er-ent*) [*efferens*, carrying from]. Of nerves, conveying impulses from the central nervous system to some tissue; motor; secretory. Of blood-vessels, conveying blood from the tissues toward the heart, veins, or from the gills. Of lymphatics, the vessels leaving or conveying lymph from the lymphatic glands. Compare *Afferent*.

**Effervescent** (*ef-er-ves'-ent*) [*effervesce*, to boil up]. Susceptible of being made to effervesce, or to dissolve with foaming and with the escape of a gas, such as carbon dioxide.

**Effervescing** (*ef-er-ves'-ing*) [*effervesce*, to boil up]. Boiling up; foaming. **E. Powders**. See *Seidlitz Powders*.

**Effleurage** (*ef-flur-azh'*) [Fr.]. In massage, centripetal strokings, *i. e.*, toward the body or heart. These may be made with the palm of one hand, the palms of both hands, the thumb, or the tips of the fingers. Effleurage increases the circulation in the venous blood-vessels and the lymphatics, thereby causing absorption.

**Efflorescence** (*ef-lor-es'-enz*) [*efflorescere*, to bloom]. 1. The flowering of plants. 2. The formation of minute crystals on the surface of certain crystalline bodies, due to the loss of a part or the whole of their water of crystallization. 3. The breaking-out or characteristic eruption of an exanthematous disease.

**Effluent** (*ef-lu'-ent*) [*effluere*, to flow out]. An outflow. The fluid discharged from works for the treatment of sewage.

**Effluvia** (*ef-lu'-ve-ah*) [L.]. Plural of *Effluvium*, *q. v.* **E.**, **Telluric**, emanations arising from the earth.

**Effluvium** (*ef-lu'-ve-um*) [*effluere*, to flow out: *pl.*, *Effluvia*]. Any subtle emanation from a substance or person, especially one that is offensively odoriferous.

**Efflux** (*ef'-fluks*), or **Effluxion** (*ef-fluk'-shun*) [*effluxio*; *effluxus*, an outflow]. 1. An outflow; that which flows out. 2. Abortion, or the escape of the embryo from the womb during a very early stage of pregnancy.

**Effracture** (*ef-frak'-chūr*) [*ex*, out; *fractura*, a fracture]. Fracture of the cranium, with depression of one or more fragments.

**Effusion** (*ef-u'-shun*) [*effundere*, to pour out]. A pouring-out. The abnormal secretion or transfer of a liquid from its natural organ or place; effused material.

**Effusive** (*ef-u'-siv*) [*effundere*, to pour out]. Attended with or of the nature of an effusion.

**Egertic** (*e-jev'-tik*) [*ἐγερτικός*, wakening]. Causing wakefulness.

**Egest** (*e-jest'*) [*egerere*, to discharge]. To void, as excrement; to defecate.

**Egesta** (*e-jes'-tah*) [*pl.* of *egestum*, fecal matter]. The discharges of the bowels or other emunctory organs.

**Egestion** (*e-jes'-chun*) [*egestio*, that which is voided]. Defecation; the expulsion of excrements or excretion.

**Egg** (*eg*) [ME., *egge*, an egg]. See *Ovule*. **E.-albumin**, a native albumin, or proteid constituent of the human body, of which the unboiled white of egg is the type. It is distinguished from serum-albumin by its precipitation when shaken with ether, and by its appearance unchanged in the urine when injected under the skin or into the intestine. **E.-apparatus**; in biology, the oösphere and the two companion-cells (called the syngergidae) in the upper end of the embryo-sac, are termed the egg-apparatus. **E.-cells**, *primordial ova*; large, spheroidal, granular cells embedded at intervals in the layer of the germ-epithelium of the ovary. They eventually become the ovules of the Graafian follicle. **E.-cords**, dippings inward into the ovarian substance of the specialized columnar epithelium covering the ovary; these prolongations carry highly-specialized cells, each of which develops into an immature Graafian follicle containing an immature ovum. **E.-nog**, a nutritious preparation made by adding the beaten yolk of egg and a little spirit to a tumblerful of milk, stirring well, adding sugar and the white of the egg separately beaten. **E.-shell Crackling**, a peculiar crackling produced by pressure upon a soft tumor springing from the medulla or cancellated tissue of a long bone, and surrounded by a thin bony capsule. **E.-tube**. See *Oviduct*. **E.-water**, a nutritious food for infants having summer diarrhea. It consists of the white of a fresh egg, a pint of cold water (previously boiled), a teaspoonful of brandy, and a small pinch of salt.

**Egilops** (*e'-jil-ops*) [*αἰξ*, a goat; *ὤψ*, eye]. Abscess, with perforation, at the inner canthus of the eye, supposed to be a result of lachrymal fistula. See *Anchylops*.

**Eglandular** (*e-glan'-du-lar*) [*e*, priv.; *glandula*, a gland]. In biology, destitute of glands.

**Eglandulose** (*e-glan'-du-lōs*) [*e*, priv.; *glandula*, a gland]. Same as *Eglandular*.

**Egobronchophony** (*e-go-brong-koff'-o-ne*) [*αἰξ*, a goat; *βρόγχος*, a bronchus; *φωνή*, a voice]. A combination of egophony and bronchophony.

**Egophony** (*e-goff'-o-ne*) [*αἰξ*, a wild goat; *φωνή*, the voice]. In auscultation, a term meaning a modification of bronchophony, in which the voice has a bleating character like that of a kid. It is heard in pleurisy with slight effusion, usually near the inferior angle of the scapula.

**Egregorsis** (*eg-re-gor'-sis*) [*ἐγρήγορσις*; *ἐγείρειν*, to wake]. Morbid wakefulness; insomnia.

**Egyptian** (*e-jip'-shun*) [*αἰγύπτιος*, Egyptian]. Pertaining to Egypt. **E. Blue**. See *Pigments*, *Conspicuous of*. **E. Chlorosis**. See *Anchylostomiasis*. **E. Ophthalmia**. See *Ophthalmia*, *Purulent*. **E. Ulcers**. See *Ægyptia Ulcera*.

**Ehrenritter's Ganglion**. See *Ganglia*, *Table of*.

**Ehrlich's Anilin-water Solution**. See *Stains*, *Table of*. **E. Method**, the use of a saturated solution of anilin in water, as a mordant for better fixing the anilin dyes used in staining bacteria. **E. Test**. See *Tests*, *Table of*. **E.-Biondi's Fluid**. See *Biondi's Fluid*.

**Eichhorst's Corpuscles**. See *Corpuscles*.

**Eichstedt's Disease**. Synonym of *Tinea versicolor*, *q. v.*; see also *Diseases*, *Table of*.

**Eidam Cheese** (*i'-dam*). See *Cheese*.

**Eidoptometry** (*i-dop-tom'-et-re*) [*εἶδος*, appearance;

*ὀπτεύς*, seen; *μέτρον*, measure]. The estimation of the acuity of vision.

**Eilema** (*i-le'-mah*) [*εἰλημα*; *εἰλεῖν*, to twist; *pl.*, *Eilemata*]. A pain or colic of the bowels; volvulus; tormina.

**Eiloid** (*i'-loid*) [*εἰλεῖν*, to coil; *εἶδος*, form]. Having a coiled texture resembling the coils of an intestine; applied to certain skin-tumors.

**Einbrodt's Test**. See *Tests*, *Table of*.

**Einhorn's Method**. 1. A method of ascertaining the condition of the gastric secretion. An apparatus termed a *stomach-bucket*, consisting of a small oval silver vessel, 1¾ cm. long and ¾ cm. wide, is attached to a silk thread, in which at a distance of 40 cm. from the bucket a knot is made. The patient swallows the bucket, and when the knot enters the mouth the operator knows that the bucket is in the stomach. It is withdrawn after remaining there five minutes, and its contents are tested. Resistance to its removal may be overcome by having the patient expire deeply or swallow once. 2. See *Gastrodiaphany*.

**Eisanthema** (*is-an-thel'-mah*) [*εἶς*, into; *ἀνθήμα*, inflorescence; *pl.*, *Eisanthemata*]. Same as *Enanthema*.

**Eisel** (*i'-sel*) [ME.]. An old name for vinegar.

**Eisodic** (*is-od'-ik*). Same as *Esodic*.

**Eisophobia** (*i-so-fō'-be-ah*). Synonym of *Agoraphobia*.

**Eisophoria** (*i-so-fō'-re-ah*). Same as *Esophoria*.

**Eispnea** (*is-pne'-ah*) [*εἰσπνοή*, a breathing into]. Inspiration; the inhaling of the breath.

**Ejaculation** (*e-jak-u-lā'-shun*) [*ejaculatio*, a throwing out]. The ejection of the semen. **E.-center**. See *Center*.

**Ejaculator** (*e-jak'-u-lā-tor*) [*ejaculare*, to throw out]. The accelerator urinæ. See *Muscles*, *Table of*.

**Ejaculatorium** (*e-jak-u-lā-to'-re-um*) [L.]. A syringe.

**Ejaculatory** (*e-jak'-u-lā-tor-e*) [*ejaculatio*, a throwing out]. Throwing. **E. Duct**. See *Ductus ejaculatorius*.

**Ejecta**, or **Ejectamenta** (*e-jek'-tah*, *e-jek-tam-en'-lah*) [L., *pl.*]. Things or materials cast out; excretions or excrementitious matters.

**Ejection** (*e-jek'-shun*) [*ejectio*, a casting out]. The casting out of excretions or of excrementitious matters; that which is cast out.

**Elaboration** (*e-lab-or-a'-shun*) [*elaborare*, to take pains with]. Careful and exact working. In physiology, any anabolic process, such as that of making crude food into higher tissue-products.

**Elaidic Acid** (*e-lā-id'-ik*). See *Acid*.

**Elaidin** (*e-lā'-id-in*) [*ἐλαίς*, the olive-tree],  $C_{57}H_{104}O_6$ . A white, crystalline, fatty substance, isomeric with olein, produced by the action of  $HNO_3$  upon certain oils, especially castor-oil.

**Elain** (*e-lā'-in*). See *Eleoptene*.

**Elaphrium** (*e-lā'-fre-um*) [*ἐλαφρός*, light]. A genus of bursaceous trees. **E. copalliferum** produces a variety of copal. **E. elemiferum** is one of the sources of Mexican elemi; **E. excelsum** and **E. tomentosum**, of South America, afford tacamahac.

**Elastic** (*e-las'-tik*) [*ἐλαίνειν*, to urge forward]. Returning to the original form after change of form by external traction or force. **E. Bandage**, an India-rubber bandage exerting continuous compression of a part. **E. Stocking**, an India-rubber stocking exerting continuous pressure. **E. Tissue**, a variety of connective tissue having elastic properties, and of which some ligaments are composed.

**Elastin** (*e-las'-tin*) [*ἐλαίνειν*, to urge forward]. An albuminoid substance, the fundamental element of elastic tissue. It yields 36 to 45 per cent. of leucin and ½ per cent. of tyrosin. **E.-peptone**. See *Deutero-elastose*.

**Elastose** (*e-las'-tōs*) [*ἐλαίνειν*, to urge forward]. One



of the forms of peptone resulting from the gastric digestion of elastin.

**Elater** (*el'-at-er*) [*ἑλᾱτηρ*, a driver, hurler]. In biology, (a) one of the thread-like, usually spirally-coiled, bodies found in the sporangia of mosses, liverworts, and equisetum. They serve for the dispersion of spores. (b) One of the free filaments of the capillitium of the slime-moulds. (c) One of the elastic anal bristles of the insect called spring-tail.

**Elaterin**, or **Elaterinum** (*el-at'-er-in*, *el-at-er-i'-num*) [*ἑλᾱτηριος*, driving away],  $C_{20}H_{28}O_5$ . A neutral principle obtained from *Elaterium ecballium*, or squirting cucumber. It occurs in colorless, hexagonal prisms, that are odorless and have a bitter taste. It is a powerful hydragogue cathartic. In toxic doses, it causes emesis, spasmodic respiration, and death. Dose gr.  $\frac{1}{35}$ – $\frac{1}{12}$ . **E.**, **Pulv.**, **Comp.** (B. P.), contains elaterin 1, sugar of milk 39. Dose gr. j–v. **E.**, **Trituratio**, elaterin 10, sugar of milk 90 parts, thoroughly mixed. Dose gr. ss–j.

**Elaterium** (*el-at-e'-re-um*) [*ἑλᾱτηριος*, driving away]. A powerful hydragogue cathartic, being the dried sediment from the juice of the squirting cucumber, *Ecballium elaterium* of Europe. Dose  $\frac{1}{8}$  gr. every two hours; of the tincture, gtt. x–xxx.

**Elbow** (*el'-bo*) [ME., *elbowe*]. The elbow-joint; the articulation of the arm and forearm. That part of the forearm and arm adjacent to the elbow-joint. **E.-jerk**, one of the reflexes. See *Reflexes*, *Table of*.

**Elcoplasty** (*el'-ko-plas-te*). See *Hecoplasty*.

**Elcosis** (*el'-ko'-sis*). See *Helcosis*.

**Elder** (*el'-der*). See *Sambucus*. **E.**, **Dwarf**. See *Dwarf Elder*.

**Eleccampane** (*el-e-kam'-pān*). See *Inula*.

**Election** (*e-lek'-shun*) [*electio*, a choosing]. Selection or choice, as of points (*points of election*) to be operated upon; consideration of circumstances, such as age, condition in life, occupation, sex, etc., in determining whether to proceed with a proposed surgical operation or not. Such operations are called *Operations of Election* or of *Complaisance*. **E.**, **Triangle of the Superior Carotid Triangle**. See *Triangles*, *Table of*.

**Electrepeter** (*e-lek-trep'-et-er*) [*ἤλεκτρον*, amber; *τρέπτειν*, to turn]. An obsolete term for "commutator," *q. v.*

**Electric**, or **Electrical** (*e-lek'-trik*, or *e-lek'-trik-al*) [*ἤλεκτρον*, amber]. Having the nature of or produced by electricity. **E. Aura**, a current of electrified air. **E. Brush**, a wire brush used as an electrode. **E. Commutator**, an instrument for automatically interrupting or reversing the flow of an electric current, making and breaking the same with desired frequency. **E. Chorea**. See *Dubini's Disease*. **E. Depilation**, the permanent removal of hair from any part of the body by the electrolytic destruction of the hair-follicles. **E. Discharger**, the instrument that directs the charge from a condenser through an object. **E. Endosmosis**, cataphoresis. **E. Fustigation**, application of electricity through a metallic brush. **E. Head-bath**, application of electricity by means of an umbrella-shaped electrode surrounding the head, but separated from it by a distance of from one-half to one inch. **E. Inertia**, a term sometimes employed instead of electro-magnetic inertia. **E. Insulation**. See *E. Sunstroke*. **E. Insulation**, the placing of non-conducting material with respect to a conductor so as to prevent the loss of a charge or the leakage of a current. **E. Irritability**, irritability of nervous or muscular tissue to an electric discharge. **E. Megaloscope**, an apparatus for the medical exploration of the cavities of the body. **E. Moxa**, a burn made on the skin by electricity. **E. Probe**, a metallic conductor inserted into the track of a

wound in order to ascertain the exact position of a bullet, or other foreign metallic substance. **E. Prostration**. See *E. Sunstroke*. **E. Reactions**, the response of muscles and nerves to electric stimulation. **E. Shock**, the physiologic shock produced in an animal by an electric discharge. **E. Shower-bath**, a device for general electrization; one of the poles is immersed in a tub containing an alkaline solution. The patient stands beneath this reservoir on a metallic stool connected with the other pole. The falling water completes the circuit, dispersing the current over the whole body. **E. Sphygmograph**, an instrument for electrically recording the characters of the pulse. **E. Sterilization**, sterilizing a solution by depriving it of whatever germs it may contain by means of electric currents. **E. Sunstroke**, the physiologic effects, similar to those produced by exposure to the sun, experienced by those exposed for a long while to the intense light and heat of the voltaic arc. **E. Test**, the application of electricity to ascertain the existence or non-existence of central lesions after railway injuries. It must be borne in mind that cutaneous insensibility or absence of response in the muscles is not positive proof of organic lesion; hence the so-called electric test is not so absolutely relied upon as formerly.

**Electric Units**. The lowest integral electric values. They are as follows:—**Ampere**, the unit of measurement of an electric current. It is the electro-motive force of one volt produced in a circuit having one ohm of resistance, equal to  $\frac{1}{1000}$  C. G. S. electro-magnetic unit. It is sufficient to deposit .3 grain of copper per minute on the plate of a copper voltameter, or to decompose sufficient acidulated water to generate 10.32 c. c. of mixed hydrogen and oxygen per minute. For convenience the  $\frac{1}{10000}$  part is used in medicine, namely, the *milliampere*. This equals 1 volt divided by 1000. **Ampère-hour**, a unit of electric quantity equal to one ampère flowing for one hour; it is the equivalent of 3600 coulombs. **C. G. S. System**, Centimeter-gram-second Units,—the system of fundamental units in which a centimeter is adopted as the unit of length, a gram as the unit of mass, and a second as the unit of time. **Coulomb**, the unit of measurement of electric quantity; the quantity of electricity that passes during one second through a conductor having a resistance of one ohm, with one volt of electromotive force. The *micro-coulomb* is the millionth part of this amount. **Unit of Current**, a conductor one cm. long which, if bent into an arc of one cm. radius, will act with the force of one degree on a unit magnet pole at the center. **Dyne**, the unit of force; *i. e.*, the force which if it acted for one second on a mass of one gram would, if the mass was previously at rest, give it a velocity of one centimeter per second; or if it was previously in motion in the direction of the force, would in that time alter its velocity by that amount. **Erg**. See *Unit of Work*. **Ergten**, 10,000,000,000 ergs. **Farad**, the unit of electric capacity. Practically, a capacity sufficient to hold one coulomb of current having a potential of one volt. The *micro-farad*,  $\frac{1}{1000000}$  part of the theoretic farad, is commonly used. A practical form of condenser of one farad capacity consists of 300 leaves of tinfoil, each 16 centimeters in diameter, separated by leaves of mica. The entire surface has an area of about 1.1 sq. meters. **Joule**, the unit of electric energy or work. The volt coulomb. It equals 10,000,000 ergs. **Unit Magnet Pole**, a magnet having a strength of pole sufficient to repel a similar pole at a distance with a force of one degree. **Megalerg**, 1,000,000 ergs. **Megavolt**, 1,000,000 volts. **Micro-coulomb**.

See *Coulomb*. **Microfarad**. See *Farad*. **Micro-volt**, one millionth part of a volt. **Milliampère**. See *Ampère*. **Ohm**, the unit of resistance. Practically, it is the resistance of a pure silver wire one meter in length and one millimeter in diameter. The theoretic or absolute unit is  $\frac{1}{100000000}$  part of the unit practically used. **Volt**, the unit of electro-motive force, or the force sufficient to cause a current of one ampère to flow against a resistance of one ohm. The following is the voltage of several popular cells: Smee, 0.65; Bunsen, 1.90; Daniell, 1.05; Callaud, 0.60; Leclanche, 1.50. **Volt-ampère**, the unit of electric work. It is the amount of pressure developed by a current of one ampère having an electromotive force of one volt. Its mechanical equivalent is about 44.2 foot-pounds per minute. It is sometimes called a *Watt*. **Volt-coulomb**, the unit of electric work. **Watt**. See *Volt-ampère*. **Weber**, an ampère. **Unit of Work**, the erg; it is equal to the work required to move a body through one centimeter against a force of one dyne. The reciprocal relations of these electric units may be expressed thus:—

1 volt × 1 coulomb =	1 joule
1 volt × 1 ampère =	1 watt
1 volt × 1 ohm =	1 ampère
1 ampère × 1 ohm =	1 volt
1 ampère × 1 ampère =	1 watt
1 ampère × 1 ohm × 1 second =	1 joule
1 ampère × 1 second =	1 coulomb

**Electricity** (*e-lek-tris'-it-e*) [*ἤλεκτρον*, amber]. One of the forces of nature developed or generated by chemism, magnetism, or friction, and probably a mode of ethereal vibration, closely analogous to and convertible into heat and light. It has been largely employed in its various forms for therapeutic purposes. Most animal and vegetable fibers (living) contract when an electric current is passed through them, and, in fact, no substance is known that does not offer some resistance to the passage of an electric current. By the *Conducting Power* of a substance is meant the ability of a given length and area of a cross-section of that substance to conduct electricity, as compared with an equal length and area of a cross-section of some other substance, such as pure silver or copper. This power may, in various substances, be pronounced, partial, or absent. *Good* conductors are silver, copper, other metals, charcoal; *partial* conductors are water, the human body, cotton, wood, marble, paper; *non-conductors*, oils, porcelain, dry wood, silk, resins, dry air, shellac, gutta-percha, ebonite, paraffin, glass. **E.**, **Animal**, free electricity in the body. **E.**, **Chemic**. See *E.*, *Galvanic*. **E.**, **Faradic**, that produced by induction. **E.**, **Franklinic**, frictional or static electricity. **E.**, **Frictional**, that produced by friction. **E.**, **Galvanic**, that which is generated by chemic action in a galvanic cell. **E.**, **Inductive**, that produced in a body by proximity to an electrified body without contact. **E.**, **Magnetic**, that developed by bringing a conductor near the poles of a magnet. See *Current*. **E.**, **Medical**, that used for therapeutic purposes. **E.**, **Static**, frictional electricity. **E.**, **Voltaic**, same as galvanic or chemic electricity.

**Electrization** (*e-lek-triz-a'-shun*) [*ἤλεκτρον*, amber]. The application of electricity to the body. **E.**, **General**, the therapeutic application of electricity to all parts of the surface of the body.

**Electrize** (*e-lek'-triz*) [*ἤλεκτρον*, amber]. To treat by means of electricity.

**Electrizer** (*e-lek'-tri-zer*) [*ἤλεκτρον*, amber]. A metal disc of copper and zinc, or silver and zinc applied to the surface of the body, and connected with copper wire, exciting, through the perspiration, a feeble galvanic current.

**Electro-** (*e-lek'-tro-*) [*ἤλεκτρον*, amber]. A Greek word used as a prefix to denote connection with or relation to electricity. **E.-anesthesia**, inability to perceive the sensation made by electricity upon the skin. **E.-biology**, the science of the electric relations and laws of organic beings. **E.-bioscopy**. See *Bioscopy*. **E.-centesis**, the use of electrolysis to cause absorption of effusions, as in pleurisy. **E.-chemistry**, the science of the inter-relations and laws of electricity and chemistry. **E.-cystoscopy**, examination of the bladder by means of electric illumination. **E.-diagnosis**, diagnosis by means of the exaggeration or diminution of the reaction of the excitable tissues of the body when subjected to the varying influences of electric currents. **E.-esthesia**, ability to perceive the sensation made by the reception of an electric discharge; it may co-exist with local anesthesia, or with loss of the power to perceive other sensations. **E.-magnet**, a mass of soft iron surrounded by a coil of wire. **E.-magnetic Inertia**, a term sometimes employed instead of inductance or the self-induction of a current. **E.-magnetism**, magnetism induced within iron, steel, or nickel, by introducing it within a coil through which a current is passing. **E.-massage**, the transmission of a current of electricity through a kneading instrument; the use of labile currents applied by means of a rolling or wheel electrode, or by a sponge or brush. **E.-motive**, pertaining to the mechanic or motor effects of electricity. **E.-motor Force**, that which sets electricity in motion; the difference of potential between two points. It is estimated in volts. **E.-muscular**, pertaining to the action of electricity upon muscles. **E.-muscular Contractility**, the contractile response of a muscle to an electric current. **E.-muscular Sensibility**, the impression upon a sensory nerve by electric irritation. **E.-otiatry**, electricity applied to the treatment of diseases of the ear. **E.-pathology**, the study of morbid conditions by the aid of electric irritation. **E.-physiology**, the study of electric reactions, properties, and relations of organs and organic tissues. **E.-puncturation**, or **E.-puncture**, the use of needles as electrodes, which are thrust into an organ, or tumor, *e. g.*, into the cavity of an aneurysm, with the object of coagulating the contained blood. **E.-sensibility**, an effect produced on a sensory nerve by its electrization. **E.-statics**, the science of static electricity, or that developed by friction and induction. **E.-thanasis**, a word proposed for death by electricity. **E.-therapeutic Bath**. See *Bath*. **E.-therapeutics**, the science and art of the application of electricity for therapeutic purposes. **E.-therapy**. See *E.-therapeutics*. **E.-thermometry**, the determination of the radiation of body-heat by means of an electric thermometer. **E.-vital**, pertaining both to electricity and to the phenomena of life. **E.-vitalism**, the theoretic identification of the vital forces with electricity.

**Electrode** (*e-lek'-trōd*) [*ἤλεκτρον*, amber; *ὁδός*, a way]. The instruments, fastened to the conducting cords of a battery, that are used in the application of electricity to the body. The standard sizes of electrodes generally adopted in therapy are, according to Erb, as follows:—

1. Fine electrode, . . . . .  $\frac{1}{2}$  cm. diameter.
2. Small " . . . . . 2 " "
3. Medium " . . . . . 7-5 " "
4. Large " . . . . .  $6 \times 2$  " "
5. Very large . . . . .  $8 \times 16$  " "

**E.**, **Brush**, one end fitted with a camel's-hair pencil. **E.**, **Clay**, a therapeutic electrode of clay shaped to fit the part of the body to be treated. **E.**, **Electro-therapeutic**, the therapeutic electrode is generally



placed nearer the organ or part to be treated than the indifferent electrode. **E., Indifferent**, the electrode that is employed merely to complete the circuit; not directly concerned in the treatment or diagnosis. **E., Non-polarizable**, zinc wires treated and so arranged as to prevent electrolysis. See *Anode* and *Cathode*.

**Electrogenesis** (*e-lek-tro-jen'-es-is*) [*ἤλεκτρον*, amber; *γένεσις*, production]. Results following the application of electricity to the spinal cord or nerve after the withdrawal of the electrodes.

**Electrolysis** (*e-lek-trol'-is-is*) [*ἤλεκτρον*, amber; *λύσις*, solution]. The dissolution of a chemic compound by an electric current; the discussion of any morbid growth by means of an electro-chemic current. It is used in the treatment of hydrocele and some other surgical affections.

**Electrolytic** (*e-lek-trol'-it-ik*). [*ἤλεκτρον*, amber; *λύσις*, solution]. Relating to electrolysis.

**Electrometer** (*e-lek-trom'-et-er*) [*ἤλεκτρον*, electricity; *μέτρον*, a measure]. An instrument for the measurement of differences of electric potential.

**Electrophonize** (*e-lek-trof'-on-iz*) [*ἤλεκτρον*, amber; *φόνος*, a killing]. To inflict capital punishment by means of electricity.

**Electrophony** (*e-lek-trof'-o-ne*) [*ἤλεκτρον*, amber; *φόνος*, a killing]. Capital punishment by means of electricity.

**Electrophorus** (*e-lek-trof'-or-us*) [*ἤλεκτρον*, amber; *φέρειν*, to carry]. An instrument used to generate small quantities of static electricity.

**Electropon Fluid** (*e-lek-tro-poi'-on*) [*ἤλεκτρον*, amber; *ποιεῖν*, to make]. A battery fluid made by dissolving 1 lb. of potassium bichromate in a mixture of water 10 lbs. to sulphuric acid (commercial) 2½ lbs.

**Electroscope** (*e-lek'-tro-skōp*) [*ἤλεκτρον*, amber; *σκοπεῖν*, to view]. An instrument for detecting the presence of static electricity and determining whether it is positive or negative.

**Electrostixis** (*e-lek-tro-stiks'-is*) [*ἤλεκτρον*, amber; *στίξις*, puncture]. Electro-puncture, *q. v.*

**Electrothanasize** (*e-lek-tro-than'-as-iz*) [*ἤλεκτρον*, amber; *θανάττειν*, to kill]. To produce death by electricity, but not as capital punishment.

**Electrothanatose** (*e-lek-tro-than'-at-ōs*) [*ἤλεκτρον*, amber; *θάνατος*, death]. Same as *Electrothanasize*.

**Electrothanatosis** (*e-lek-tro-than-at-ō'-sis*) [*ἤλεκτρον*, amber; *θανάτωσις*, a putting to death]. Death by electricity.

**Electrotisis** (*e-lek-trol'-is-is*) [*ἤλεκτρον*, amber; *τίσις*, penalty]. Capital punishment by electricity.

**Electrotistic** (*e-lek-tro-tis'-tik*) [*ἤλεκτρον*, amber; *τίσις*, penalty]. Pertaining to capital punishment by means of electricity.

**Electrotistis** (*e-lek-tro-tis'-tis*). An incorrect form of *Electrotisis*, *q. v.*

**Electrotome** (*e-lek'-tro-tōm*) [*ἤλεκτρον*, amber; *τέμνειν*, to cut]. The circuit-breaker of an electric battery; especially one that acts automatically.

**Electrotonic** (*e-lek-tro-ton'-ik*) [*ἤλεκτρον*, amber; *τόνος*, tension]. Relating to or of the nature of electrotonus. **E. Effect**, an altered condition of excitability of a nerve produced when in the electrotonic state.

**Electrotonus** (*e-lek-trot'-o-nus*) [*ἤλεκτρον*, amber; *τόνος*, tension]. The change of condition in a nerve during the application of a current of electricity. A decrease in the electro-motive force of a nerve, effected by sending a current through the nerve in the opposite direction to the nerve-current, is termed the *negative phase* of electrotonus, while an increase in the electro-motive force of a nerve, effected by sending a current through a nerve in the same direction as the nerve-current, is termed the *positive phase* of electrotonus.

See *Anelectrotonus*, *Catelectrotonus*, and *Electrogenesis*. **E., Law of**. See *Law*.

**Electrovection** (*e-lek-tro-vek'-shun*) [*ἤλεκτρον*, amber; *φέρειν*, to carry]. Electric endosmosis; the introduction of medicaments into the system by means of the electric current; cataphoresis.

**Electrozemia** (*e-lek-tro-ze'-me-ah*) [*ἤλεκτρον*, amber; *ζημία*, penalty]. A word proposed for capital punishment by electricity; electrotisis.

**Electuary** (*e-lek'-chu-a-re*) [*electuarium*, an electuary]. A soft or pasty confection. See *Confectio*.

**Eleidin** (*el-e'-id-in*) [*ἔλαια*, olive-oil]. A material that forms the elliptic granules of the superficial cells of the stratum granulosum of the epidermis. It is called also keratohyalin.

**Element** (*el'-em-ent*) [*elementum*, a first principle]. In chemistry, a body that cannot be decomposed into simpler substances. The recognized elements now number about 73. See *Table of Elements*, on p. 416. The term is applied in biology to the ultimate microscopic structures of a tissue. In electricity, one of the generating plates in a galvanic cell. **E., Mendelejeff's Classification of**, the classification of elements according to their atomic weights. See *Elements*, *Table of*, *Note*.

**Elementary** (*el-e-men'-ta-re*) [*elementum*, a first principle]. Pertaining to an element. **E. Cell**, an embryonic corpuscle. Also, a synonym of *Leukocyte*, *q. v.*

**Elemi** (*el'-em-i*) [Arab]. A concrete resinous exudation probably derived from the *Canarium commune*, although its botanic source is still undetermined. It contains a crystalline resin, *Elemi* or *Amirrin*. Its action is similar to those of the turpentine generally. **E., Unguent**. (B. P.), elemi and simple ointment; it is used as an application to indolent sores and boils. Many other resins are known to commerce as *elemi*. In general, the *elemis* are softer than the *copals*; and they may be classed together as a group of somewhat hard oleo-resins. See *Resins*.

**Eleocharis** (*e-le-ok'-ar-is*) [*ἔλος*, marsh; *χαίρειν*, to rejoice]. A genus of sedges or cyperaceous plants; the spike-rushes. **E. palustris**, a plant very common in Europe, Asia, and N. America, is a popular astringent remedy, useful for diarrhea and for hemorrhages. The root, tops, and seeds are used. *Unof*.

**Eleoptene** (*el-e-op'-tēn*) [*ἔλαιον*, oil; *πτηνός*, volatile]. The permanent liquid principle of volatile oils. See *Stearoptene*.

**Eleosaccharum** (*e-le-o-sak'-ar-um*) [L.: *pl.*, *Eleosacchara*]. Same as *Oleosaccharum*.

**Elephant Leg**. See *Elephantiasis arabum*.

**Elephant's Foot** (*el'-e-fants foot*). Any plant of the genus *Elephantopus*, order Composite. The U. S. has several species. *Elephantopus tomentosus* is diuretic, expectorant, and emetic. Dose of the fld. ext. ℥v-xxx. *Unof*. *E. carolinianus* is tonic and febrifuge, and so are various tropical species.

**Elephantiasis** (*el-e-fan-ti'-as-is*) [*ἐλέφας*, an elephant]. *Elephantiasis arabum*; *Barbadoes leg*; *Tropical big leg*; *spargosis*; *elephant leg*; *morbis elephas*; *buc-nemia tropica*; *pachydermia*; a chronic affection of the cutaneous and subcutaneous tissues, often occurring as an endemic or sporadic disease, due to obliteration of lymph-vessels, resulting in febrile and other systemic symptoms, redness, tumefaction, and infiltration of the affected part, and the eventual production of a well-marked hypertrophy that may become gigantic. It is most common in the leg and genitals. **E. græcorum**. See *Leprosy*. **E. indica**. Synonym of *E. arabum*. **E. telangiectodes**, a rare vascular form of elephantiasis arabum of congenital origin but of later development.

# TABLE OF CHEMIC ELEMENTS.

Arranged alphabetically from data of advance sheets of Funt and Wagnall's Standard Dictionary [copyrighted]. (Published by permission.)

NUMBER.	NAME.	DERIVATION.	Symbol.	Atomic Weight.	Specific Gravity.*	Fusing-point or Deg. C. and F.	Valence.	Discovered.	By whom.	Where and how found.
1	Aluminium, . . . . .	L. <i>alumen</i> , alum.	Al	27.0	2.58	1160° F.; 627° C.	III	1828	Wöhler.	In many rocks. (The most abundant metal.)
2	Antimony ( <i>stibium</i> ), . . . . .	L. <i>antimonium</i> .	Sb	126.0	6.70	432° C.; 808° F.	V	1450	Valentine.	Chiefly as sulphid, and in various metallic ores.
3	Argentum, . . . . .	See <i>Silver</i> .	As	75.0	5.71	Abt 500° C.; 932° F.	V	1691	Schroeder.	Native, as sulphid, and in various metallic ores.
4	Barium, . . . . .	See <i>Gold</i> .	Ba	137.0	3.75	Above redness.	II	1808	Davy.	In barite and witherite.
5	Bismuth, . . . . .	Gr. <i>bios</i> , heavy.	Bi	208.9	9.80	268° C.; 517° F.	V	1450	Basil Valentine.	Native, as sulphid, and in rare minerals.
6	Boron, . . . . .	See <i>Unknown</i> (origin).	B	11.9	2.6	Very high.	III	1838	Davy.	In borax and various minerals.
7	Bromine, . . . . .	Gr. <i>bromos</i> , stench.	Br	79.95	3.19	32° C.; 200° F.	I or VII	1826	Balard.	Mainly as seawater and other natural brines.
8	Cadmium, . . . . .	Gr. <i>caducia</i> , calamity.	Cd	112.4	8.65	321° C.; 609° F.	II	1817	Stroneyer.	In small amount in zinc ores.
9	Calcium, . . . . .	L. <i>calx</i> , lime.	Ca	40.0	1.6 to 1.8	Bright redness.	II	1808	Davy.	In limestone, and abundantly in other rocks.
10	Carbon, . . . . .	L. <i>carbo</i> , charcoal.	C	12.0	3.52†	Infusible.	IV	1803	Davy.	In coal, limestone, and all organic matter.
11	Cerium, . . . . .	Planet <i>Ceres</i> .	Ce	140.2	6.7	Below silver.	III or IV	1803	Berzelius.	In cerite and other rare minerals.
12	Cesium, . . . . .	L. <i>cæsius</i> , sky-blue spectrum.	Cs	132.9	1.88	26° C.; 80° F.	I	1860	Rumsey.	In lepidolite, pollucite, and mineral springs.
13	Chlorine, . . . . .	Gr. <i>khloros</i> , green.	Cl	35.45	1.33†	-75.6° C.; -103° F.	I or VII	1774	Scheele.	In common salt (NaCl) and other chlorids.
14	Chromium, . . . . .	Gr. <i>chrome</i> , color.	Cr	52.1	7.3	Above platinum.	II or VI	1797	Vauquelin.	Mainly in chrome-iron ore.
15	Cobalt, . . . . .	Ger. <i>kobold</i> , goblin.	Co	59.0	8.96	1500° C.; 2732° F.	II or VIII	1733	Brandt.	In many metallic ores.
16	Columbium ( <i>niobium</i> ), . . . . .	<i>Columbia</i> .	Cb	94.0	Above 7	.....	V	1801	Hatchett.	In columbite and other rare minerals.
17	Copper ( <i>cuprum</i> ), . . . . .	L. <i>Cyprus</i> .	Cu	63.6	8.9	1054° C.; 1931° F.	I or II	.....	Prehistoric.	Native, and in many ores.
18	Erbium, . . . . .	Ytterby, a town in Sweden.	Er	166.3	.....	.....	III	1843	Mosander.	In rare minerals, as gadolinite, etc.
19	Fluorine, . . . . .	See <i>Iron</i> .	F	19.0	.....	.....	I or VII	1771	Scheele.	In fluorite (CaF <sub>2</sub> ) and other minerals.
20	Gadolinium, . . . . .	L. <i>fluor</i> , fluere, to flow.	Gd	156.1	.....	.....	III	1886	Marignac.	In rare minerals, as gadolinite, etc.
21	Gallium, . . . . .	L. <i>Gallia</i> , France.	Ga	69.0	5.95	30.1° C.; 86° F.	III	1875	Boschardran.	In certain zinc-blendes.
22	Germanium, . . . . .	L. <i>Germania</i> , Germany.	Ge	72.3	5.47	900° C.; 1652° F.	IV	1886	Winkler.	In argyrodite, a rare mineral.
23	Glucium ( <i>beryl</i> ), . . . . .	Gr. <i>glukios</i> , sweet.	Gl	9.0	1.85	Above redness	II	1828	Wöhler.	In beryl and several rare minerals
24	Gold ( <i>aurum</i> ), . . . . .	Anglo-Saxon.	Au	197.3	19.3	1045° C.; 1913° F.	I or III	.....	Prehistoric.	Generally free, rarely combined, in various ores.
25	Hydrogen, . . . . .	See <i>Mercury</i> .	H	1.008	0.005†	-200° C.; -320° F.	I	1766	Caendish.	Mainly in water (H <sub>2</sub> O).
26	Iodine, . . . . .	Gr. <i>iodos</i> , yawn, water-forming	I	113.7	7.4	176° C.; 348° F.	III	1863	Richter.	In certain zinc ores.
27	Iodine, . . . . .	From its indigo spectrum	I	125.85	4.95	114° C.; 238° F.	I or VII	1811	Courtois.	Mainly in ashes of seaweeds.
28	Iridium, . . . . .	Gr. <i>iris</i> , a rainbow.	Ir	193.1	22.4	1950° C.; 3542° F.	I or IV	1803	Tennant.	In iridosmine.
29	Iron ( <i>ferrum</i> ), . . . . .	L. <i>iris</i> , a rainbow.	Fe	56.0	8.0	1600° C.; 2912° F.	II or IV	.....	Prehistoric.	As oxid and sulphid, and in nearly all rocks.
30	Kalium, . . . . .	See <i>Potassium</i> .	K	39.1	.....	.....	III	1839	Mosander.	In cerite and other rare minerals.
31	Lead ( <i>plumbum</i> ), . . . . .	Gr. <i>plumbum</i> , to conceal.	Pb	206.95	11.36	327° C.; 850° F.	II or IV	1839	Prehistoric.	In galena (PbS) and other ores.
32	Lithium, . . . . .	Anglo-Saxon.	Li	7.02	0.585	180° C.; 350° F.	I	1817	Arfvedson.	In lepidolite, spodumene, and some rare minerals
33	Magnesium, . . . . .	Gr. <i>Adios</i> , a stone.	Mg	24.3	1.75	Abt 430° C.; 806° F.	II	1829	Bussy.	In sea-water, magnesite, and many rocks.
34	Manganese, . . . . .	L. <i>magnesia</i> , district in Thessaly.	Mn	55.0	7.2	Abt 1300° C.; 2372° F.	II or VII	1794	Gahn.	In pyrolusite and many other minerals
35	Masrium, . . . . .	Arabic name for Egypt.	Ms	228.	.....	.....	II	1860	Johnson Pacha.	In bed of old river in upper Egypt, in Masrite.
36	Mercury ( <i>hydrargyrum</i> ), . . . . .	Name of planet.	Hg	200.0	13.596	-38.8° C.; -38° F.	I or II	.....	Prehistoric.	Native, and in cinabar (HgS).
37	Molybdenum, . . . . .	Gr. <i>μόλυβδος</i> , lead.	Mo	96.0	8.6	Very high.	II or VI	1782	Hjelm.	Mainly as molybdenite (MoS <sub>2</sub> ).





**Elephantoid Fever** (*el-e-fan'-toid*). See *Fever*.

**Elephas** (*el'-e-fas*) [L.]. Synonym of *Elephantiasis arabum*.

**Eleuthera Bark** (*e-lu'-ther-ah*). See *Cascarilla*.

**Eleutheropetalous** (*e-lu-ther-o-pet'-al-us*) [*ἐλευθερος*, free; *πέταλον*, a leaf, a petal]. Polypetalous. The same as choripetalous.

**Eleutherophyllous** (*e-lu-ther-o-phil'-us*) [*ἐλευθερος*, free; *φύλλον*, a leaf]. In biology, made up of distinct leaves; polypetalous or polysepalous.

**Elevator** (*el'-e-va-tor*) [*elevare*, to lift]. 1. The same as *Levator*. See *Muscles*, Table of. 2. An instrument used in surgery and dentistry. **E.** Disease, one of the professional neuroses, due to constant traveling in an elevator.

**Elimination** (*e-lim-in-a'-shun*) [*e*, out; *limen*, threshold]. Excretion; the process of putting forth or out.

**Eliquation** (*el-ik-va'-shun*) [*eliquare*, to melt out]. The separation of one substance from another by fusion or melting.

**Elixir** (*e-lik'-er*) [Arab., *el iksir*, the philosopher's stone]. A sweetened, aromatic, spirituous preparation, which is practically a flavored syrup designed as an excipient for extracts and tinctures. There are many *elixirs*, only two of which are official in the U. S. P.; in the N. F. more than seventy are described. **E.** aromaticum, aromatic elixir, comp. spirit of orange 12 c.c., syrup 375 c.c., precipitated calcium phosphate 15 gm., deodorized alcohol and distilled water, q. s.

**Elixivation** (*e-lik'-iv-e-a'-shun*). See *Lixivation*.

**Elkodermatosis** (*el-ko-der-mat'-o'-sis*) [*ἔλκος*, an ulcer; *δέρμα*, skin; *νόσος*, disease]. An ulcerative skin affection.

**Ellagic Acid** (*el-aj'-ik*). See *Acid*.

**Elliot's Bassorin Paste**. A paste used in the treatment of eczema. It consists of bassorin, 10 drams; dextrin, 6 drams; glycerin, 2 drams; water, sufficient to make 25½ drams. It should be prepared cold.

**Elliptic, Elliptical** (*el-ip'-tik, -al*) [*ἔλλειψις*, ellipse]. Having the form of an ellipse. **E.** Amputation. See *Amputation*.

**Ellis's Curved Line**. See *Line*. **E., Ligament of**. See *Ligament*.

**Ellison's Ventilating Bricks**. See *Ventilation*.

**Elm**. See *Ulmus* and *Fremontia*.

**Elocution** (*el-o-ku'-shun*) [*e*, out of; *loqui*, to speak]. The choice, arrangement, and delivery of words and language, including the use of the voice, the action of the lungs, diaphragm, gesture, etc.

**Elocutionist** (*el-o-ku'-shun-ist*) [*e*, out of; *loqui*, to speak]. One who is skilled in the art of elocution. **E.'s Cramp**. See *Cramp*.

**Elodea** (*el-o-de'-ah*) [*ἑλώδης*, marshy]. The marsh St. John's Worts; a genus of hypericaceous plants. **E.** virginica, common in the U. S. and Canada, is a popular stomachic. Unof.

**Elodes** (*e-lo'-dēs*) [*ἑλώδης*, swampy; *ἔλος*, a swamp]. Marsh or paludal fever; malarial fever.

**Elsberg, Plastidules of**. See *Heredity*.

**Elutriation** (*e-lu-tre-a'-shun*) [*elutriare*, to wash out]. A water-sifting process whereby the coarser particles of an insoluble substance are separated from the finer.

**Ely's Operation**. See *Operations*, Table of. **E.'s Table**. See *Pregnancy*.

**Elythrititis** (*el-ith-rit'-tis*). See *Vaginitis*.

**Elytratesia** (*el-it-rat-re'-ze-ah*) [*ἐλντρον*, sheath; *ἀτρητος*, imperforate]. Atresia of the vagina; colpatesia.

**Elytreurynter** (*el-it-ru-rin'-ter*) [*ἐλντρον*, sheath; *εὐρύνεναι*, to make broad]. Same as *Colpeurynter*.

**Elytritis** (*el-it-rit'-tis*) [*ἐλντρον*, the vagina; *ιτις*, inflammation]. Inflammation of the vagina.

**Elytrocele** (*el'-it-ro-sēl*) [*ἐλντρον*, sheath; *κήλη*, hernia]. Colpocele; vaginal hernia.

**Elytroclasia** (*el-it-ro-klā'-se-ah*) [*ἐλντρον*, sheath; *κλάειν*, to break]. Rupture of the vagina.

**Elytroncus** (*el-it-rong'-kus*). Same as *Elytrophyma*.

**Elytrophyma** (*el-it-ro-ful'-mah*) [*ἐλντρον*, sheath; *φύμα*, a tumor]. Swelling or tumor of the vagina.

**Elytroplastic** (*el-it-ro-plas'-tik*) [*ἐλντρον*, sheath; *πλάσσειν*, to form]. Relating to elytoplasty.

**Elytoplasty** (*el'-it-ro-plas-te*) [*ἐλντρον*, sheath; *πλάσσειν*, to form]. Plastic operation upon the vagina, especially for vesico-vaginal fistula.

**Elytopolypus** (*el-it-ro-pol'-ip-us*) [*ἐλντρον*, sheath; *πολύπους*, polypus]. Vaginal polypus.

**Elytropsis** (*el-it-ro-p'-tis*) [*ἐλντρον*, sheath; *πτῶσις*, a falling]. Prolapse of the vagina.

**Elytrorrhagia** (*el-it-ror-a'-je-ah*) [*ἐλντρον*, sheath; *ῥιγνύναι*, to burst forth]. Hemorrhage from the vagina.

**Elytrorrhaphy** (*el-it-ror'-a-fe*) [*ἐλντρον*, sheath; *ῥαφή*, a seam]. Suture of the vaginal wall. An operation to close the opening of the vagina in procidentia uteri.

**Elytrorrhea** (*el-it-ror-e'-ah*) [*ἐλντρον*, sheath; *ῥοία*, a flow]. A vaginal leukorrhea.

**Elytostenosis** (*el-it-ro-ste-no'-sis*) [*ἐλντρον*, sheath; *στένωσις*, a contraction]. Colpostenosis; vaginal stricture.

**Elytrotome** (*el-it'-ro-tōm*) [*ἐλντρον*, sheath; *τομή*, a cutting]. An instrument for performing elytrotomy.

**Elytrotomy** (*el-it-ro-tō-m-e*) [*ἐλντρον*, sheath; *τομή*, a cutting]. Surgical incision of the vaginal wall.

**Elytrum, Elytron** (*el'-it-rum, -tron*) [*ἐλντρον*, a cover, case; *πλ., Elytra*]. In biology, one of the wing-covers, wing-sheaths, or modified fore-wings of beetles; also one of the scales on the back of certain worms.

**Emaciation** (*e-ma-se-a'-shun*) [*emaciare*, to make lean]. Loss of the fat and fulness of the flesh of the body. Leanness.

**Emaculation** (*e-mak-u-la'-shun*) [*emaculare*, to remove spots]. The removal of freckles or other spots from the face.

**Emanation** (*em-an-a'-shun*) [*emanare*, to issue]. 1. Emission; radiation. 2. That which flows or issues from a substance; effluvium.

**Emandibulate** (*e-man-dib'-u-lāt*) [*e*, priv.; *mandibula*, mandible]. In biology, without mandibles, or at least with soft and minute mandibles.

**Emansio** (*e-man'-se-o*) [L.]. A failing. **E.** mensium, delayed menstruation; amenorrhea.

**Emarginate** (*e-mar'-jin-āt*) [*emarginatus*, to deprive of the edge]. In biology, applied to a leaf or feather the margin of which is broken, notched, nicked, or otherwise modified.

**Emasculation** (*e-mas-ku-la'-shun*) [*emasculare*, to make impotent]. Removal of the testicles; impotence. See, also, *Eviriation*.

**Embalming** (*em-bahm'-ing*) [Fr., *en*, in; *bauma*, balsam]. The treatment of a cadaver with antiseptic and preservative substances to keep it from putrefying.

**Embedding** (*em-bed'-ing*). The fixation, in order to preserve it intact, of a tissue-specimen in a firmer medium before freezing or otherwise hardening and section.

**Embelia** (*em-be'-le-ah*) [*Embel*, a German traveler]. A genus of shrubs. **E.** ribes, a myrtaceous shrub that grows in Asia; it is reputed to have anthelmintic properties. Dose of the powdered fruit, ʒj-iv; of the fluid extract, ʒj-iv. Unof.

**Emblica** (*em'-blik-ah*) [L.]. A genus of euphorbiaceous trees. **E.** officinalis, a tree of India; its fruit, the *Emblica myrobala*n (see *Myrobala*n), is astringent and vermifuge, the seed is febrifuge, and the bark is also medicinal. Unof.



**Emboitement** (*on(g)-bwat'-mon(g)*) [OF., *emboister*, to inclose, as in a box]. In biology, Bonnet's doctrine that each germ includes the germs of all generations that shall succeed it.

**Embolemia** (*em-bol'-e'-me-ah*) [*ἐμβολος*, thrown in; *αἷμα*, blood]. A state of the blood in which it is said that emboli are readily formed.

**Embolie** (*em-bol'-ik*) [*ἐμβολος*, thrown in]. Relating to, associated with, or caused by an embolus.

**Emboliform** (*em-bol'-if-orm*) [*ἐμβολος*, an embolus; *forma*, form]. Resembling an embolus.

**Embolism** (*em'-bo-lizm*) [*ἐμβολος*, an embolus]. The obstruction of an artery or capillary, usually by a blood-clot or embolus, brought from another point by the blood-current. These emboli may be fragments of vegetation from the valves of the heart, clots from a thrombosis or aneurysm, or fragments of atheromatous tissue. Around the seat of an embolus thrombosis occurs with the production of an infarct, *q. v.* **E., Air**, by a bubble of air. **E., Capillary**, obstruction of capillaries by micrococci. This occurs in pyemia. **E., Fat**, the entrance into the circulation of fluid fat after extensive injuries. Death often follows. The symptoms are restlessness, anxiety, slight dyspnea, accelerated breathing, quickening of the pulse; cyanosis, delirium, and insomnia, followed by coma, are graver symptoms. The temperature may remain subnormal or it may rise. **E., Infective**, the emboli are metastatic. This occurs in pyemia and ulcerative endocarditis. **E., Multiple**, numerous small emboli. **E., Paradoxical**, embolism of an artery by a venous thrombus, as may occur in a patulous foramen ovale. **E., Pyemic**. See *E., Infective*. **E., Retinal**, occurring in the arteria centralis retinae, followed by sudden loss of vision. **E., Venous**, occurring in veins, especially of the lungs and liver.

**Emboloid** (*em'-bo-loid*) [*ἐμβολος*, an embolus; *εἶδος*, likeness]. Resembling an embolus.

**Embololalia** (*em-bo-lo-la'-le-ah*) [*ἐμβολος*, a thing thrown in; *λαλία*, talk]. The morbid intercalation of words, often meaningless, into the speech.

**Embolophrasia** (*em-bo-lo-fra'-ze-ah*) [*ἐμβολος*, insertion; *φράσις*, speech]. Embololalia.


**Embolus** (*em'-bo-lus*) [*ἐμβολος*, *ἐν*, in; *βάλλειν*, to throw]. 1. A clot of blood, or plug of other material, brought by the blood-current from a distant artery, and forming an obstruction at its place of lodgment. 2. Wilder's term for the *nucleus emboliformis*.

**Emboly** (*em'-bo-le*) [*ἐμβολή*, insertion]. In embryology, the process of invagination that gives rise to a gastrula from a blastosphere or vesicular morula.

**Embrocation** (*em-bro-ka'-shun*) [*ἐμβρέχειν*, to soak in]. A fluid external application for some injured or diseased part.

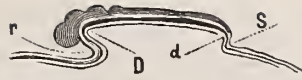
**Embryectomy** (*em-bre-ek'-to-me*) [*ἐμβρυον*, embryo; *ἐκτομή*, a cutting out]. The surgical removal of the embryo in extra-uterine pregnancy.

**Embryo** (*em'-bre-o*) [*ἐμβρυον*]. The ovum and the product of conception up to the fourth month of pregnancy; the fertilized germ of an animal. Applied in botany to the rudimentary plant within the seed. **E.-sac**. In biology, (a) the cell in the nucleus of the ovule of flowering-plants, that contains the germinal vesicles and finally the embryo; (b) the protoconch or primitive shell of certain cephalopods.



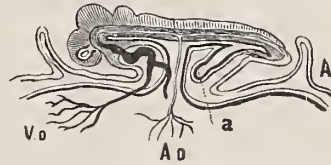
SCHEME OF A LONGITUDINAL SECTION OF AN EARLY EMBRYO.

E. Epiblast. m. Mesoblast. e. Hypoblast.



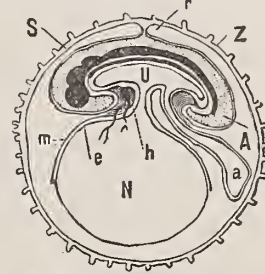
SCHEME OF THE FORMATION OF THE HEAD- AND TAIL-FOLDS.

r. Head-fold. D. Anterior extremity of the future intestinal tract. S. Tail-fold, first rudiment of the cavity of the rectum.



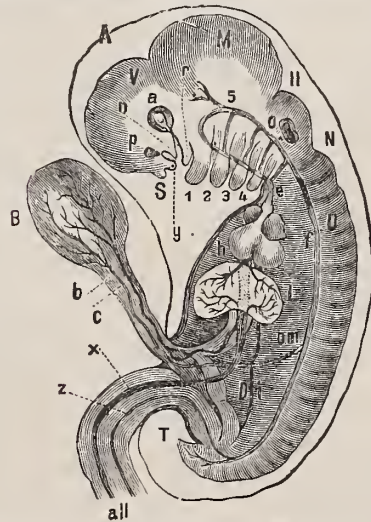
SCHEME OF A LONGITUDINAL SECTION THROUGH AN EMBRYO AFTER THE FORMATION OF THE HEAD- AND TAIL-FOLDS.

Ao. Omphalo-mesenteric arteries. Vo. Omphalo-mesenteric veins. a. Position of the allantois. A. Amniotic fold.



SCHEME OF A LONGITUDINAL SECTION THROUGH A HUMAN OVUM.

Z. Zona pellucida. S. Serous cavity. r. Union of the amniotic folds. A. Cavity of the amnion. a. Allantois. N. Umbilical vesicle. m. Mesoblast. h. Heart. U. Primitive intestine.



SCHEME OF HUMAN EMBRYO, WITH THE VISCERAL ARCHES STILL PERSISTENT.

A. Amnion. V. Fore-brain. M. Mid-brain. H. Hind-brain. N. After-brain. U. Primitive vertebræ. a. Eye. p. Nasal pit. S. Frontal process. y. Internal nasal process. n. External nasal process. r. Superior maxillary process of the first visceral arch. 1, 2, 3, and 4. The four visceral arches, with the visceral clefts between them. o. Auditory vesicle. h. Heart, with e, primitive aorta, which divides into the five aortic arches. f. Descending aorta. om. Omphalo-mesenteric artery. b. The omphalo-mesenteric arteries of the umbilical vesicle. c. Omphalo-mesenteric vein. L. Liver with venæ adhehentes and reventhes. D. Intestine. f. Inferior cava. T. Coccyx. all. Allantois, with z, one umbilical artery; and x, an umbilical vein.

**Embryocardia** (*em-bre-o-kar'-de-ah*) [*ἐμβρυον*, embryo; *καρδία*, the heart]. An affection of the heart, characterized by a heart-beat like that of a fetus. It is usually associated with tachycardia, and a condition of collapse and cyanosis. See *Cyematocardia*.

**Embryoctony** (*em-bre-ok'-to-nē*) [*ἐμβρυον*, embryo; *κτείνειν*, to kill]. The destruction of the living fetus; the procurement of abortion.

**Embryogenesis** (*em-bre-o-jen'-es-is*), **Embryogeny** (*em-bre-oi'-en-c*) [*ἐμβρυον*, an embryo; *γένεσις*, producing]. That department of biology which deals with the development of the fecundated germ.

**Embryograph** (*em'-bre-o-graf*) [*ἐμβρυον*, embryo; *γράφειν*, to write]. A form of microscope and camera lucida for use in drawing outlines and figures in embryologic study.

**Embryography** (*em-bre-og'-ra-fe*) [*ἐμβρυον*, embryo; *γράφειν*, to write]. A description of embryos.

**Embryologic** (*em-bre-o-loj'-ik*), **Embryological** (*em-bre-o-log'-ik-al*) [*ἐμβρυον*, embryo; *λόγος*, science]. Relating to embryology.

**Embryologist** (*em-bre-ol'-o-jist*) [*ἐμβρυον*, embryo; *λόγος*, science]. One skilled in the science of embryology.

**Embryology** (*em-bre-ol'-o-je*) [*ἐμβρυον*, embryo; *λόγος*, science]. The science of the evolution of the embryo, or the study of fetal development.

**Embryon** (*em'-bre-on*). Same as *Embryo*.

**Embryonal** (*em-bre-o'-nal*). Same as *Embryonic*.

**Embryonic** (*em-bre-on'-ik*) [*ἐμβρυον*, embryo]. Pertaining to the embryo. **E. Area**, in embryology, an opaque circular spot that forms on the blastoderm. **E. Connective Tissue**, the primitive condition of connective tissue when first formed, consisting of small, round cells. **E. Spot**. See *E. Area*.

**Embryotega** (*em-bre-ol'-e-gah*) [*ἐμβρυον*, an embryo; *τέγος*, a roof]. In biology, a small lid or cap covering the micropyle in certain seeds.

**Embryotome** (*em'-bre-o-tōm*) [*ἐμβρυον*, embryo; *τομή*, section]. An instrument used in embryotomy.

**Embryotomy** (*em-bre-ol'-o-me*) [*ἐμβρυον*, embryo; *τομή*, section]. An operation for reduction of the size of the fetus to render possible its transmission through the birth-canal. See *Cephalotripsy*, *Cranioclasm*, *Basiotribe*, *Basilyst*, *Decollation*, *Decapitation*, *Exenteration*, *Evisceration*, *Lamination*, *Perforation*, *Spondylotomy*, *Transfotation*.

**Embryotoxon** (*em-bre-o-toks'-on*) [*ἐμβρυον*, embryo; *τόξον*, a bow]. A condition resembling *arcus senilis*, sometimes seen at birth.

**Embryotrophe** (*em'-bre-o-trōf*) [*ἐμβρυον*, the embryo; *τροφή*, nourishment]. In biology, the food-yolk.

**Embryotrophy** (*em-bre-ol'-ro-fe*) [*ἐμβρυον*, embryo; *τροφή*, nourishment]. The nutrition of the fetus.

**Embryulcia** (*em-bre-ul'-se-ah*) [*ἐμβρυον*, embryo; *ἐλκειν*, to draw]. 1. Forcible extraction of the fetus. 2. The operation of embryotomy.

**Embryulcus** (*em-bre-ul'-kus*) [*ἐμβρυον*, embryo; *κλῆμα*, a blunt hook, or obstetric forceps].

**Emerald-green**. See *Chrome-green*, *Mittler's Green*, *Schweinfurt Green*, *Brilliant Green*.

**Emerge** (*e-mer'-jens*) [*e*, out; *mergere*, to merge; to rise out]. In biology, one of those structures occurring in higher plants, analogous to hairs, but differing from true hairs in not originating from single epidermal cells; they constitute a transition between trichomes in the stricter sense of the term, and leaves or secondary axes.

**Emergency** (*e-mer'-jen-se*) [*emergere*, to rise up]. A sudden, pressing, and unforeseen occasion for action; an accident or condition unlooked for, and calling for prompt decision.

**Emergent** (*e-mer'-jent*) [*emergere*, to rise up]. Sudden, unforeseen, and urgent; calling for prompt decision and action; as an *emergent* case.

**Emerotod** (*em'-er-od*). See *Hemorrhoid*.

**Emesis** (*em'-es-is*) [*ἐμεσις*; *ἐμείναι*, to vomit]. Vomiting.

**Emetatrophia** (*e-met-at-ro'-fe-ah*) [*ἐμεσις*, vomiting; *ἀτροφία*, wasting]. Atrophy or wasting, due to persistent vomiting.

**Emetic** (*e-met'-ik*) [*ἐμετικός*, causing vomiting]. 1. Having the power to induce vomiting. 2. An agent causing emesis, or a dose of such an agent. **E., Direct**, one acting directly on the nerves of the stomach. **E., Indirect**, or **E., Systemic**, one acting through the blood upon the vomiting-center, or by reflex action from other peripheral sources.

**Emeticology**. See *Emetology*.

**Emetin** (*em'-et-in*). See *Ipecacuanha*.

**Emeto-catharsis** (*em'-et-o-kath-ar'-sis*) [*ἐμεσις*, vomiting; *καθαίρειν*, to purge]. Vomiting and purgation at the same time, or produced by a common agent.

**Emeto-cathartic** (*em'-et-o-kath-ar'-tik*) [*ἐμεσις*, vomiting; *καθαίρειν*, to purge]. Having power to induce emeto-catharsis.

**Emetology** (*em-et-ol'-o-je*) [*ἐμετος*, vomiting; *λόγος*, science]. The study or science of the physiology, pathology, and therapeutics of vomiting, and of the nature of emetics.

**Emetomania** (*em-et-o-ma'-ne-ah*) [*ἐμετος*, vomiting; *μανία*, madness]. Insane desire for frequent emetics.

**Emetomorphin** (*em-et-o-mor'-fin*) [*ἐμετος*, vomiting; *Morpheus*, the god of sleep]. Apomorphia.

**Emetophobia** (*em-et-o-fō'-be-ah*) [*ἐμετος*, vomiting; *φόβος*, fear]. Morbid dread or fear of vomiting.

**Emiction** (*e-mik'-shun*) [*e*, out; *mingere*, to void urine]. Urination.

**Emictory** (*e-mik'-tor-e*) [*e*, out; *mingere*, to void urine]. 1. Promoting the secretion of urine. 2. A diuretic medicine.

**Emigration** (*em-ig-ra'-shun*) [*e*, out; *migrare*, to wander]. The outward passage of a wandering-cell or leukocyte through the wall of a blood-vessel; diapidesis.

**Eminence** (*em'-in-ens*) [*eminentia*, an eminence].

A rounded or protuberant part of an organ, especially of a bone. **E., Canine**. See *Canine*. **E., Collateral**, a triangular elevation in the paracele (lateral ventricle) collocated with the collateral fissure and between the hippocamp and the calcar. **E. of Doyère**. See *Doyère* and *Sarcoglia*. **E. facialis**, an eminence in the angle formed by the striæ and sulcus ventriculi.

**E., Frontal**, the two eminences of the frontal bone above the superciliary ridges. **E., Ilio-pectineal**, a ridge on the upper surface of the pubic bone. **E., Nasal**, the prominence above the root of the nose between the superciliary ridges. **E., Occipital**, the ridge in the paracele (lateral ventricle) corresponding to the occipital fissure; distinct in the fetus, it is commonly obliterated in the adult; also called *bulbus cornu posterioris*. **E., Parietal**, the eminence of the parietal bone.

**Eminential** (*em-in-en'-shal*) [*eminentia*, an eminence]. Relating to an eminence.

**Emissarium** (*em-is-a'-re-um*) [L.]. A term for any canal or channel conveying a fluid outward. It is applied especially to the veins of the skull.

**Emission** (*e-mish'-un*) [*emittere*, to send forth]. An ejaculation, or sending forth.

**Emmena** (*em-e'-nah*) [*ἐμμηνα*, menses]. Menses, *q.v.*

**Emmenagogue** (*em-en'-ag-og*) [*ἐμμηνα*, the menses; *ἀγωγός*, leading]. A medicine that stimulates the menstrual flow. **E., Direct**, one acting directly on the generative organs. **E., Indirect**, one acting only through other functions and indirectly.



**Emmenia** (*em-e'-ne-ah*) [L.]. The menses.

**Emmeniopathy** (*em-en-e-op'-a-the*) [ἐμμηνα, menses; πάθος, illness]. Any disorder of menstruation.

**Emmenology** (*em-en-ol'-o-je*) [ἐμμηνα, menses; λόγος, science]. That branch of science that treats of menstruation.

**Emmenorrhea** (*em-en-or-e'-ah*) [ἐμμηνα, menses; ρόια, a flowing]. The menses.

**Emmerich, Bacillus of.** See *Bacteria, Table of*.

**Emmert's Suture.** See *Suture*.

**Emmet's Method.** See *Treatment, Methods of*. **E. Operation.** See *Trachelorrhaphy, and Operations, Table of*.

**Emmetrope** (*em'-et-rōp*) [ἐν, in; μέτρον, measure; ὤψ, eye]. A person whose eyes are emmetropic.

**Emmetropia** (*em-et-ro'-pe-ah*) [ἐν, in; μέτρον, measure; ὤψ, the eye]. Normal or perfect vision. The condition of an eye whose shape and refractive media are such that, with suspended accommodation, parallel rays of light are brought to a focus upon the retina. For practical tests, rays of light from a point 20 feet away are considered as parallel.

**Emmetropic** (*em-et-rof'-ik*) [ἐν, in; μέτρον, measure; ὤψ, eye]. Characterized by emmetropia.

**Emodin** (*em'-o-din*) [Hind., *emodi*, rhubarb],  $C_{15}H_{10}O_5$ . A glucosid that occurs with chrysophanic acid in the bark of wild cherry, in cascara sagrada, and in the root of rhubarb. It consists of orange-red crystals, melting at 245-250° C.

**Emollient** (*e-mol'-yent*) [*emollire*, to soften]. 1. Softening; relaxing and soothing. 2. A substance used by external application to soften the skin; or, internally, to soothe an irritated or inflamed surface. **E. Cataplasm.** Same as *Species emollientes*.

**Emoptoë** (*em-op'-to-e*). See *Hemoptysis*.

**Emotion** (*e-mol'-shun*) [*emotio*, agitation]. Mental feeling, or sentiment, with the associated agitation, and often with more or less bodily commotion. With the emotions, desire, impulse, and will are intimately associated.

**Emotional** (*e-mol'-shun-al*) [*emovere*, to move out]. Pertaining to the mental condition of feeling. **E. Insanity**, insanity characterized by exaggeration and exaltation of feelings.

**Empansement** (*on(g)-pon(g)s'-mon(g)*) [Fr.]. A disease of sheep marked by abdominal swelling.

**Empathema** (*em-path-e'-mah*) [ἐν, in; πάθημα, suffering; *pl.*, *Empathemata*]. A dominant or ungovernable passion or source of suffering. **E. atonicum**, hypochondriasis. **E. entonicum**, active mania. **E. inane**, harebrained and purposeless passion and excitement.

**Emphysis** (*em'-flis-is*) [ἐν, in, on; φλύσις, eruption; *pl.*, *Emphlyses*]. Any vesicular or exanthematous eruption.

**Emphractic** (*em-frak'-tik*) [ἐμφράττειν, to obstruct]. 1. Obstructive; closing the pores of the skin. 2. Any agent that obstructs the function of an organ, especially the excretory function of the skin.

**Emphraxia** (*em-fraks'-is*) [ἐμφράξις, obstruction]. Obstruction; infarction; congestion.

**Emphyema** (*em-fl'-mah*) [ἐν, in; ὄψμα, growth; *pl.*, *Emphymata*]. A tumor.

**Emphysema** (*em-fiz-e'-mah*) [ἐμφυσάειν, to inflate]. The abnormal collection of air in the connective tissue of a part, causing swelling and crepitation. **E., Cutaneous**, that occurring in the connective tissues beneath the skin, usually of the face. **E., Gangrenous.** See *Edema, Malignant*. **E., Interlobular**, a form of emphysema following the course of the interlobular septa. This condition is due to traumatism, as after tracheotomy, or in direct injury to the lungs.

**E., Pulmonary**, a chronic condition of the lungs in which there is a dilatation of the alveoli with destruction of the alveolar walls, resulting in a loss of the normal elasticity of the lung-tissue. This is associated with more or less marked dyspnea, with hacking cough, and defective aëration of the blood, giving rise to a certain degree of cyanosis. The chest becomes full and round—"barrel-shaped"—and a line of distended veins may often be seen surrounding the body at the lower margin of the ribs, constituting the so-called "*emphysematous girdle*." There is a hyper-resonant note over the chest, with feeble inspiratory sound and numerous râles of all kinds. Hypertrophy and dilatation of the right heart are frequent complications. The margins of the lungs are often the seat of large bullæ due to extensive destruction of the alveolar tissue. The most frequent causes of emphysema are whooping-cough and chronic lung-affections attended with severe coughing-spells. **E., Surgical.** See *Aerodermetasias*.

**Emphysematous** (*em-fiz-em'-at-us*) [ἐμφυσάειν, to inflate]. Affected with or of the nature of emphysema. **E. Girdle.** See *Emphysema*.

**Emphytriareusis** (*em-fit-re-at-ru'-sis*) [ἐμφύτρος, innate; ἰατρεισις, treatment]. The treatment of disease by an untrained person, whether clairvoyant, medium, trance-doctor, telepathist, mesmerist, or seventh son of a seventh son.

**Empiric** (*em-pir'-ik*) [ἐμπειρικός, experiential, practical]. One practising medicine without philosophic or scientific principles, simply from the results of his own experience, or that of others. As commonly used it is nearly synonymous with quack.

**Empiricism** (*em-pir'-is-izm*) [ἐμπειρικός, experimental, practical]. 1. Dependence upon experience or observation. 2. Quackery.

**Empiricist** (*em-pir'-is-ist*) [ἐμπειρικός, experimental, practical]. One who depends upon experience in the treatment of disease.

**Emplastrum** (*em-plas'-trum*) [ἐμπλάσσειν, to plaster up; *pl.*, *Emplastra*]. A plaster. In pharmacy, a cohesive, tenacious substance, insoluble in water, used as an excipient and containing a prescribed medicinal substance intended to be spread in a thin layer upon chamois, kid, or muslin. The excipient is usually lead oleate or Burgundy pitch. (See *Lead* and *Pix*.) There are 13 official *emplastra*. **E. califaciens.** See *Cantharis*.

**Empresiomania** (*em-pre-se-o-ma'-ne-ah*) [ἐμπρησις, conflagration; μανία, mania]. Pyromania; insane desire to burn houses or other articles; maniacal incendiarism.

**Empresmomania** (*em-pres-mo-ma'-ne-ah*) [ἐμπρησμός, a burning; μανία, madness]. Same as *Empresiomania*.

**Empresmus** (*em-pres'-mus*) [ἐμπρησμός, a burning]. Inflammation; phlogosis.

**Emprosthotionia** (*em-pros-thot-o'-ne-ah*). Same as *Emprosthotonos*.

**Emprosthotonos** (*em-pros-thot'-o-nus*) [ἐμπροσθεν, forward; τόνος, tension]. Tonic muscular spasm that bends the upper and lower parts of the body forward; it is one of the symptoms in some cases of tetanus, etc.

**Emptysis** (*emf'-tis-is*) [ἐμπτύνειν, to spit upon]. Hemorrhage from the lungs; hemoptysis.

**Empyema** (*em-pi-e'-mah*) [ἐν, in; πῖον, pus]. Pus in the pleural cavity or in the chest. It may be *primary*, which is rare, or *secondary*. There is associated a hectic type of fever, with chills and sweating. If not treated it will rupture spontaneously through the lung or chest-wall. Empyema is most frequently encoun-

tered in children, but may occur from pleurisy, tuberculosis, septic conditions, and infectious fevers in any individual. **E. necessitatis**, an empyema in which the pus burrows between the intercostal spaces and appears as a subcutaneous tumor. **E., Pulsating**, empyema attended with pulsation of the chest-wall.

**Empyematous** (*em-pi-em'-at-us*) [*év, in; πύον, pus*]. Of the nature of or affected with empyema.

**Empyemic** (*em-pi-em'-ik*). See *Empyematous*.

**Empyema** (*em-pi-e'-sis*) [*ἐμπύεειν, to suppurate*]. A pustular eruption, as smallpox; any disease characterized by phlegmonous pimples gradually filling with purulent fluid.

**Empyocoele** (*em-pi'-o-sēl*) [*év, in; πύον, pus; κήλη, tumor*]. A purulent scrotal tumor.

**Empyomphalus** (*em-pi-om'-fal-us*) [*év, in; πύον, pus; ὀμφαλός, navel*]. A collection of pus at or about the navel.

**Empyreumatic** (*em-pi-ru-mat'-ik*) [*ἐμπύρευμα, a live coal; ἔμπυρος, on fire*]. Obtained from some organic substance by the aid of strong heat; as an empyreumatic oil.

**Emulgent** (*e-mul'-jent*) [*emulgere, to milk out*]. 1. Draining; applied to the renal arteries as draining out the urine. 2. An emulgent vessel. 3. Any remedy that stimulates the emunctory organs. **E. Veins**. See *Vein*.

**Emulsin** (*e-mul'-sin*) [*emulgere, to milk out*], 10 (C<sub>9</sub>H<sub>18</sub>N<sub>2</sub>O<sub>6</sub>) + S (*Bull*). A ferment contained in bitter almonds. It is also called *Synaptase*. Its union with amygdalin forms hydrocyanic acid. See *Amygdalin*.

**Emulsio** (*e-mul'-se-o*) [*L.: pl., Emulsiones*]. See *Emulsion*.

**Emulsion** (*e-mul'-shun*) [*emulsio, emulsion*]. Water or other liquid in which oil, in minute subdivision of its particles, is suspended. The U. S. P. and N. F. together contain formulæ of some 19 *emulsiones*.

**Emulsionize** (*e-mul'-shun-iz*) [*emulgere, to milk out*]. To transform into an emulsion. The pancreatic juice *emulsionizes* fats.

**Emulsive** (*e-mul'-siv*) [*emulgere, to milk out*]. Forming or readily entering into an emulsion.

**Emunctory** (*e-munk'-tor-e*) [*emungere, to blow the nose, to wipe out*]. 1. Excretory; excreting or removing effete matters and waste-products. 2. Any organ or part that has an excretory or purifying function, as the liver, kidneys, bowel, skin, or lungs.

**Emydin** (*em'-id-in*) [*ἐμός, the fresh-water tortoise*]. A white proteid substance procured from the yolk of the eggs of turtles.

**Enamel** (*en-am'-el*) [*ME., enamaile, enamel*]. 1. The vitreous substance of the crown of the teeth. See *Teeth*. 2. A vitreous substance used for painting on porcelain, glass, and for covering metals with various kinds of ornamental work. It is composed of coloring matters which consist of metallic oxides, fluxes of vitrifiable substances, as silicates, borates, or boro-silicates. See *Porcelain Teeth*. **E.-blue**. See *Smalts*. **E.-cell**. See *Ameloblast*. **E.-chisel**, a dental instrument shaped like a chisel, with a straight or oblique edge, and used for cutting away the enamel and dentine of the teeth. **E.-column**, **E.-fiber**, **E.-prism**, **E.-rod**, any one of the minute six-sided prisms of which the enamel of a tooth is composed. **E.-cuticle**. See *Cuticula dentis*. **E.-germ**, an *Ameloblast*, *q. v.*

**Enanthema** (*en-an-thel'-mah*) [*év, in; ἄνθημα, bloom, eruption: pl., Enanthemata*]. An eruption within the body, in distinction from *Exanthema*.

**Enanthematous** (*en-an-them'-at-us*) [*év, in; ἄνθημα, bloom, eruption*]. Of the nature of or accompanied by an enanthema.

**Enanthesis** (*en-an'-the-sis*) [*év, in; ἀνθεῖν, to bloom*].

1. An eruption of the skin, not connected with an internal disease. 2. An exanthematous rash.

**Enanthylic Acid** (*en-an-thil'-ik*). See *Acid*.

**Enantioblastous** (*e-nan-te-o-blas'-tus*) [*ἐναντίος, opposite; βλαστός, germ*]. In biology, applied to the embryo of orthopous seeds when placed at the end opposite the hilum.

**Enantiomorphous** (*en-an-te-o-mor'-fus*) [*ἐναντίος, opposite; μορφή, form*]. Similar but contrasted or reversed in form. Thus the two hands are *enantiomorphous*.

**Enarthrodia** (*en-ar-thro'-de-ah*). See *Enarthrosis*.

**Enarthrodial** (*en-ar-thro'-de-al*) [*év, in; ἄρθρον, a joint*]. Having the character of an enarthrosis.

**Enarthrosis** (*en-ar-thro'-sis*) [*év, in; ἄρθρον, joint*].

A ball-and-socket joint, like that of the hip; a variety of diarthrosis. See *Diarthrosis*.

**Enation** (*e-na'-shun*) [*enasci, to be born*]. In biology, having outgrowths resulting from excessive development. In ethnology, maternal relationship.

**Encanthis** (*en-kan'-this*) [*év, in; κάνθος, canthus*]. A reddish-colored morbid growth in the inner canthus of the eye.

**Encapsulation** (*en-kap-su-la'-shun*) [*en, in; capsula, a capsule*]. Fixation as in a capsule; the absorption of a bacillus in a giant-cell; the enclosure of a foreign body in a tough sheath.

**Enceinte** (*on(g)-sant'*) [*Fr., incincta, girdled*]. With child; pregnant.

**Encephal** (*en-sef'-al*). Same as *Encephalon*, *q. v.*

**Encephalgia** (*en-sef-al'-je-ah*) [*ἐγκεφαλος, the brain; ἄλγος, pain*]. Pain in the head.

**Encephalatrophy** (*en-sef-al-at-rōf'-ik*) [*ἐγκεφαλος, brain; ἀτροφία, wasting*]. Relating to brain-atrophy.

**Encephalic** (*en-sef-al'-ik*) [*ἐγκεφαλος, the brain*]. Pertaining to the encephalon.

**Encephalin** (*en-sef'-al-in*) [*ἐγκεφαλος, the brain*]. A nitrogenous glucosid extracted from brain-tissue.

**Encephalion** (*en-sef-al'-le-on*) [*dim. of ἐγκεφαλος, the brain*]. The cerebellum.

**Encephalitic** (*en-sef-al-i'-ik*) [*ἐγκεφαλος, the brain; ιτις, inflammation*]. Relating to or affected with encephalitis.

**Encephalitis** (*en-sef-al-i'-tis*) [*ἐγκεφαλος, brain; ιτις, inflammation*]. Inflammation of the encephalon; brain-fever.

**Encephalocoele** (*en-sef'-al-o-sēl*) [*ἐγκεφαλος, brain; κήλη, tumor*]. A hernia of the brain through a cranial fissure.

**Encephalocoele** (*en-sef'-al-o-sēl*) [*ἐγκεφαλος, brain; κοίλη, hollow*]. A ventricle of the brain.

**Encephalodialysis** (*en-sef-al-o-di-al'-is-is*) [*ἐγκεφαλος, brain; διάλυσις, dissolution*]. Softening of the brain.

**Encephalodynia** (*en-sef-al-o-din'-e-ah*) [*ἐγκεφαλος, brain; δόνη, pain*]. Same as *Encephalgia*.

**Encephaloid** (*en-sef'-al-oid*) [*ἐγκεφαλος, brain; εἶδος, like*]. 1. Resembling brain-tissue. 2. Soft carcinoma. See *Carcinoma*.

**Encephalolith** (*en-sef'-al-o-lith*) [*ἐγκεφαλος, brain; λίθος, stone*]. A calculus of the brain; a brain-stone.

**Encephalolithiasis** (*en-sef-al-o-lith-i'-as-is*) [*ἐγκεφαλος, brain; λίθιασις, the formation of calculi*]. The formation of brain-stones.

**Encephalology** (*en-sef-al-ol'-o-je*) [*ἐγκεφαλος, brain; λόγος, science*]. The anatomy, physiology, and pathology of the brain.

**Encephaloma** (*en-sef-al-o'-mah*) [*ἐγκεφαλος, brain; ὄμα, tumor: pl., Encephalomata*]. 1. Tumor of the brain; hernia cerebri. 2. Encephaloid carcinoma.

**Encephalomalacia** (*en-sef-al-o-mal-a'-se-ah*) [*ἐγκεφαλος, brain; μαλακία, softening*]. Softening of the brain-substance.



**Encephalomere** (*en-sef'-al-o-mēr*) [ἐγκέφαλος, brain; μέρος, share]. Any one of the succession of natural segments of axial parts into which the brain is divisible.

**Encephalometer** (*en-sef'-al-om'-et-er*) [ἐγκέφαλος, brain; μετρον, measure]. An instrument for measuring the cranium and locating certain brain-regions.

**Encephalo-myelopathy** (*en-sef'-al-o-mī-el-op'-ath-e*) [ἐγκέφαλος, brain; μυελός, marrow; πάθος, disease]. Any disease that is both an encephalopathy and a myelopathy; any cerebro-spinal disease.

**Encephalon** (*en-sef'-al-on*) [ἐν, in; κεφαλή, the head]. The contents of the cranium. The brain.

**Encephalonarcosis** (*en-sef'-al-o-nar-ko'-sis*) [ἐγκέφαλος, brain; ναρκώειν, to benumb]. Stupor from some brain-lesion.

**Encephalonus** (*en-sef'-al-ong'-kus*) [ἐγκέφαλος, brain; όγκος, a tumor]. See *Encephalophyma*.

**Encephalopathy** (*en-sef'-al-op'-ath-e*) [ἐγκέφαλος, brain; πάθος, disease]. Any disease of the brain.

**Encephalophyma** (*en-sef'-al-o-fi'-mah*) [ἐγκέφαλος, brain; φύμα, a growth]. A tumor of the brain.

**Encephalorrhagia** (*en-sef'-al-or-al'-je-ah*) [ἐγκέφαλος, brain; ρηγνύναι, to break forth]. Cerebral hemorrhage.

**Encephalotome** (*en-sef'-al-o-tōm*) [ἐγκέφαλος, brain; τομή, section]. An instrument for slicing the encephalon for examination or preservation.

**Encephalotomy** (*en-sef'-al-ot'-o-mē*) [ἐγκέφαλος, brain; τομή, section]. 1. The anatomy or dissection of the brain; surgical incision of the brain. 2. Obstetric craniotomy.

**Enchondroma** (*en-kon-dro'-mah*) [ἐν, in; χόνδρος, cartilage; όμα, tumor: pl., *Enchondromata*]. 1. A tumor arising from or resembling cartilage in texture, etc.; chondroma. 2. A cartilaginous growth within an organ or tissue.

**Enchondrosis** (*en-kon-dro'-sis*) [ἐν, within; χόνδρος, cartilage: pl., *Enchondroses*]. An outgrowth of cartilage from an osseous or cartilaginous structure; the process by which an enchondroma is developed.

**Enchylema** (*en-ki-le'-mah*) [ἐν, in; χυλός, juice]. In biology, the basal substance of a cell-nucleus (Kernsaft); it is a hyaline, fluid, granular substance, containing the other nuclear elements.

**Enchymatous** (*en-kim'-at-us*) [ἐν, in; χεῖν, to pour]. In biology, applied to cells that are distended by infusion, as glandular epithelia.

**Enclave** (*en-klav', ou(gy-klavh')* [Fr.]. Any substance enclosed within a foreign tissue, as an oil-globule in a cell; any enclave (*q. v.*) considered in relation to the part that surrounds it.

**Enclavement** (*ou(gy-klavh'-mon(g')*) [Fr.]. Retention due to a constriction; impaction, as of the head in the pelvic strait.

**Enclitic** (*en-klit'-ik*) [ἐγκλιτικός, leaning on]. Not syncletic.

**En Clou** (*ou(gy-kloo')* [Fr.]. See *Culture*.

**Encoleosis** (*en-ko-le'-o-sis*) [ἐν, in; κόλεος, sheath]. Invagination.

**Encolpitis** (*en-kol-pi'-tis*) [ἐν, in; κόλπος, vagina]. Mucous vaginitis.

**Encraty** (*en'-krat-e*) [ἐγκράτεια, mastery]. Self-control; continence or strict temperance.

**Encyclic, Encyclical** (*en-sik'-lik, en-sik'-lik-al*) [ἐν, in; κύκλος, a circle]. In biology, applied to flowers having the organs arranged with an equal number of parts, in alternate whorls; isomerous.

**Encysted** (*en-sist'-ed*) [ἐν, in; κύστις, a bag]. Enclosed in a cyst, or capsule. Aneurysms, herniæ, or tumors may become encysted.

**Encystment** (*en-sist'-ment*) [ἐν, in; κύστις, a bag]. The process of becoming encysted.

**End** [ME., *ende*]. The terminal point of a thing. **E.-bud**, or **E.-bulb**, the terminal bulb of a nerve in the skin. **E.-bulb of Krause**. See *Corpuscle*. **E.-plate**, the expanded terminal of a motor nerve upon a bundle of muscular fibers. **E.-organ**, the general name for the terminal organ or part of a sensory nerve-fiber, of whatever kind.

**Endangeitis** (*end-an-je-i'-tis*) [ἐνδον, within; ἀγγεῖον, vessel; ιτις, inflammation]. Inflammation of the endangium.

**Endangium**, or **Endangeion** (*end-an'-je-um, -on*) [ἐνδον, within; ἀγγεῖον, vessel]. The intima or innermost coat of a blood-vessel. See *Intima*.

**Endanthem** (*end-an'-them*) [ἐνδον, within; ἀνθεῖν, to bloom]. A term applied to a mucous exanthem.

**Enderteritis** (*end-ar-ter-i'-tis*) [ἐνδον, within; ἀρτηρία, artery; ιτις, inflammation]. Inflammation of the intima, or innermost coat of an artery. The *acute form* is rare, and only occurs in the aorta and the larger arteries. Ulceration is very rarely present. The *chronic form*, also named *Atheroma*, and *Arteritis deformans*, is a peculiar change or degeneration occurring in the arterial coats of the aged, and is preceded by a fatty degeneration of the tissues of the arteries. Syphilis is supposed to play an important part in the production of this condition. The immediate cause, however, is mechanical irritation due to the force of the circulation. The fatty debris and the cholesterolin that are formed during the degenerative process accumulate in spaces beneath the intima and constitute the so-called *atheromatous abscesses*. The so-called *atheromatous ulcer* is formed by one of these abscesses breaking through the intima. The sequelæ of *atheromatous degeneration* are very grave. Aneurysm, thrombosis, embolism, and apoplexy frequently result, and hence, the ultimate prognosis is bad. **Arterio-capillary Fibrosis**, or **Arterio-sclerosis**, is a peculiar change occurring in the small vessels throughout the body, and consisting in a thickening of the adventitia and intima by a deposit of a hyaline-fibroid material which diminishes the caliber of the vessels, increases the arterial tension, and thus gives rise to the hypertrophy of the heart that is present in this condition.

**Endeictic** (*en-dik'-tik*) [ἐν, in; δευκνύναι, to show]. Symptomatic; serving as an indication.

**Endeixis** (*en-diks'-is*) [ἐνδειξις, a pointing out]. A symptom, sign, or indication.

**Endemann and Prochazka's Test**. See *Tests*.

**Endemic** (*en-dem'-ik*) [ἐν, in; δήμος, a people]. A term applied to diseases that exist among small numbers of persons or within a limited area. An *endemic* disease may or may not become epidemic; it is in general due to some local cause. **E. Colic**. See *Colic*.

**Endemicity**, or **Endemism** (*en-dem-is'-it-e, or en'-dem-izm*) [ἐν in; δήμος, a people]. The quality of being endemic.

**Endemiology** (*en-dem-e-ol'-o-je*) [ἐν, in; δήμος, a people; λόγος, science]. The science of endemic diseases.

**Endepidermis** (*end-ep-e-der'-mis*) [ἐνδος within; ἐπί, upon; δέρμα, the skin]. The inner layer of the epidermis.

**Endermatic** (*en-der-mat'-ik*) [ἐν, in; δέρμα, the skin]. Within the skin. Pertaining to a method of administering medicines through the skin, by rubbing, etc.

**Endermic** (*en-der'-mik*). Same as *Endermatic*.

**Enderon** (*en'-der-on*) [ἐν, in; δέρμα, skin]. The true skin or derm, together with the non-epithelial portion of the mucous membrane.

**Enderonic** (*en-der-on'-ik*) [ἐν, in; δέρμα, skin]. Pertaining to or of the nature of the enderon.

**Endexoteric** (*en-deks-o-ter'-ik*) [ἐνδον, within; ἐξωτερικός, outer]. Due both to internal and external causes.

**Endo-** (*end'-o-*) [*ἐνδον*, within]. A prefix, meaning within.

**Endo-arteritis** (*en-do-ar-ter-i'-tis*). See *Endarteritis*.

**Endo-auscultation** (*en-do-aws-kul-ta'-shun*) [*ἐνδον*, within; *auscultare*, to listen to]. A method of auscultation devised by Bianchi by using the ordinary esophageal tube passed into the stomach, to auscult the gullet and stomach, and through them, to a certain degree, the heart and lungs.

**Endoblast** (*en'-do-blast*) [*ἐνδον*, within; *βλαστός*, a germ]. The cell-nucleus, or cytoblast. See *Hypoblast*.

**Endoblastic** (*en-do-blas'-tik*) [*ἐνδον*, within; *βλαστός*, a germ]. Relating to the endoblast.

**Endocardiac, Endocardial** (*en-do-kar'-de-ak, en-do-kar'-de-al*) [*ἐνδον*, within; *καρδία*, the heart]. Relating to the endocardium; situated within the heart.

**Endocarditic** (*en-do-kar-di'-ik*) [*ἐνδον*, within; *καρδία*, the heart]. Pertaining to or affected with endocarditis.

**Endocarditis** (*en-do-kar-di'-tis*) [*ἐνδον*, within; *καρδία*, the heart; *τις*, inflammation]. Inflammation of the endocardium or lining membrane of the heart. Acute rheumatism is the most frequent cause, though pneumonia, gout, or any infectious disease may precede. The valves are nearly always the parts affected, and usually those of the left heart. The disease is prone to terminate fatally or result in permanent injury to the valves. Fibrinous deposits or vegetations project into the cavity of the heart; the thickened endocardium is liable to become atheromatous, with chronic ulceration. *Acute endocarditis* may be divided into *simple* and *malignant*. *Chronic endocarditis* includes chronic disease of the valves of the heart. There is a fibrous or cirrhotic thickening of the latter, associated with contraction and calcification. Usually this chronic disease, like the acute, is confined to the left heart, and it is generally rheumatic in origin. **E., Malignant or Ulcerative.** Also called *diphtheric, infectious, and septic endocarditis*. A rapidly fatal type due to septic infection. It is marked by high fever, chills, and profound prostration. This is followed by the development of a murmur, purpuric skin-eruptions, hematuria, delirium, convulsions, hemiplegia, enlargement of the spleen, the typhoid state, and death. Frequently no cause can be found. Ulcerations are found around and in the valves, and in these ulcers micro-organisms are present in large quantities. **E. polyposa**, a form of ulcerative endocarditis in which there is an excessive deposit of fibrin, producing polypoid masses. **E. pustulosa**, a form of ulcerative endocarditis in which minute abscesses occur in the substance of the valves. **E., Simple**, the ordinary variety of acute endocarditis, usually associated with a mitral systolic murmur. **E., Chronic**, associated with valvular lesions. The following forms are met with: 1. *Aortic Incompetence*; 2. *Aortic Stenosis or Obstruction*; 3. *Mitral Incompetence*; 4. *Mitral Stenosis*; 5. *Pulmonary Incompetence*; 6. *Pulmonary Stenosis or Obstruction*; 7. *Tricuspid Incompetence*; 8. *Tricuspid Stenosis*; 9. *Combined valvular disease*. **Aortic Incompetence** is produced by a retraction of the edges of the valves, which have become rigid and thickened; as a result the aorta is not shut off from the left ventricle during the diastole, and there is a leaking backward of blood into that cavity. A *diastolic murmur* is thus produced. This is frequently associated with a marked degree of arterio-sclerosis. Sudden death occurs in aortic incompetence more frequently than in any other valvular affection. The pulse is the so-called Corrigan or water-hammer pulse. **Aortic Stenosis or Obstruction** is due to thickening

and curling, with calcification of the valves. This usually occurs in the aged. A systolic murmur is produced, accompanied in the late stages of the disease by a tendency to syncope, giddiness, and anemia. The pulse is slow and small, but regular. **Mitral Incompetence**, the most frequent of all valvular lesions, is due to curling of the valve-cusps or to shortening of the chordæ tendineæ. There is usually produced an immense hypertrophy of the walls of the ventricles. Late in the disease compensation fails and general edema ensues. Dyspnea is a frequent symptom, associated with cyanosis and albuminuria. The murmur is systolic in time; the pulse is normal during the stage of compensation, afterward small and irregular. This is a common form among children. **Mitral Stenosis**, due to fibrous thickening and contraction of the mitral cusps. The opening may be reduced to a mere fissure. If due to a thickening and shortening of the chordæ tendineæ the thickened and adherent valves are drawn in a funnel-shape toward the floor of the ventricle. Mitral stenosis usually occurs in women. A presystolic murmur is produced, associated with duplication of the second sound. **Pulmonary Incompetence**, the rarest of valvular diseases, may be due to congenital abnormalities, or may follow some diseased condition, as malignant endocarditis. The murmur is diastolic in time. **Pulmonary Stenosis or Obstruction**, usually congenital, is due to fetal heart-disease. The patients usually die before they are ten or twelve years old. A systolic murmur is produced. **Tricuspid Incompetence** is due to endocarditis or to dilatation of the right ventricle and tricuspid orifice. Compensation is never adequate, and hence venous stasis, cyanosis, and dropsy soon follow. A systolic murmur is produced. **Tricuspid Stenosis** is a rare condition and usually secondary to mitral stenosis. It is marked by a presystolic murmur. **Combined Valvular Disease**; frequently two of the foregoing murmurs may coëxist. The most usual combinations are as follows: 1. Aortic obstruction and regurgitation; 2. Mitral obstruction and regurgitation; 3. Mitral obstruction and tricuspid regurgitation; 4. Aortic obstruction and mitral regurgitation; 5. Double valvular disease at aortic and mitral orifices (four murmurs). **E. ulcerosa**, the ulcerative form of endocarditis. **E. verrucosa**, a form of endocarditis characterized by the production of endocardial vegetations situated mostly upon the curtains of the cardiac valves. It is seen usually upon the left side of the heart.

**Endocardium** (*en-do-kar'-de-um*) [*ἐνδον*, within; *καρδία*, the heart]. The colorless, transparent membrane lining the interior of the heart.

**Endocarp** (*en'-do-karp*) [*ἐνδον*, within; *καρπός*, fruit]. In biology, the inner hard and stony membranous or fleshy layer of a pericarp; *e. g.*, the stone of a peach.

**Endocarpoid** (*en-do-kar'-poid*). In biology, applied to lichens that have the apothecia immersed in the thallus.

**Endocelarium** (*en-do-se-la'-re-um*) [*ἐνδον*, within; *κοιλία*, the belly]. In biology, the visceral epithelium of the body-cavity.

**Endocervical** (*en-do-ser'-vik-al*) [*ἐνδον*, within; *cervix*, neck]. Relating to the inside of the uterine cervix.

**Endocervicitis** (*en-do-ser-vis-i'-tis*) [*ἐνδον*, within; *cervix*, neck; *τις*, inflammation]. Inflammation within the canal of the cervix uteri.

**Endochondral** (*en-do-kon'-dral*) [*ἐνδον*, within; *χόνδρος*, cartilage]. Situated or occurring within a cartilage.

**Endochorion** (*en-do-ko'-re-on*) [*ἐνδον*, within; *χόριον*, the chorion]. The inner chorion; the vascular layer of the allantois.



**Endochorionic** (*en-do-ko-re-on'-ik*) [*ἐνδοχ, within; χορίον, the chorion*]. Relating to the endochorion.

**Endochrome** (*en'-do-kromi*) [*ἐνδοχ, within; [χρῶμα, color]*]. In biology, the coloring-matter, other than green, of the endoplasm of a cell, or that of diatoms or of flowers.

**Endochylema** (*en-do-ki'-lem-ah*) [*ἐνδοχ, within; χυλός, juice*]. In biology, the semi-fluid substance filling the protoplasmic reticulum of a cell.

**Endochyme** (*en'-do-kim*) [*ἐνδοχ, within; χυμός, juice*]. In biology, the formative cell-sap elaborated from the chyme.

**Endoclinal** (*en-do-klī'-nal*) [*ἐνδοχ, within; κλίνειν, to lean*]. In biology, having the clinode, an organ analogous to the hymenium, inclosed in a conceptacle.

**Endocolpitis** (*en-do-kol-pi'-tis*) [*ἐνδοχ, within; κόλπος, vagina*]. Same as *Encolpitis*.

**Endocone** (*en'-do-kōn*) [*ἐνδοχ, within; κῶνος, cone*]. In biology, one of the internal cones formed by the siphon-sheaths in certain cephalopods.

**Endocranitis** (*en-do-kra-ni'-tis*) [*ἐνδοχ, within; κρανίον, the skull; ιτις, inflammation*]. Inflammation of the endocranium; pachymeningitis externa.

**Endocranium** (*en-do-kra'-ne-um*) [*ἐνδοχ, within; κρανίον, the skull*]. That part of the cerebral dura that adheres to the inner surface of the cranial bones. One of the processes projecting into the cephalic cavity, as the *tentorium* or *cephalophragma*.

**Endocyemate** (*en-do-si'-em-āt*) [*ἐνδοχ, within; κύημα, an embryo*]. In embryology, applied to that form of development in which the embryo is invaginated in a fold of the blastodermic membrane, an amnion being formed; the opposite of *Epicyemate*.

**Endocyesis** (*en-do-si'-e'-sis*) [*ἐνδοχ, within; κτείν, to conceive; pl., Endocyeses*]. In biology, the process that gives rise to an endocyemate embryo.

**Endocyma** (*en-do-si'-mah*) [*ἐνδοχ, within; κύμα, a fetus*]. A form of double monstrosity in which the parasite is contained within the body of the autosite.

**Endocyst** (*en'-do-sist*) [*ἐνδοχ, within; κύστις, bladder*]. In biology, the endoderm or inner layer of the cecum or common dermal system of a colony of Polyzoa. See *Ectocyst*.

**Endoderm** (*en'-do-derm*) [*ἐνδοχ, within; δέρμα, skin*]. In biology, the simple nutritive cell-layer lining the cavity of the primitive intestine, the enteron, and its modifications or derivatives. The vegetative germinal layer. See *Blastoderm*.

**Endodermis** (*en-do-der'-mis*) [*ἐνδοχ, within; δέρμα, skin*]. In biology, the layer of cells surrounding a fibro-vascular cylinder.

**Endodontitis** (*en-do-don-ti'-tis*) [*ἐνδοχ, within; ὀδόντις, a tooth; ιτις, inflammation*]. Inflammation of the lining membrane of a tooth.

**Endogastritis** (*en-do-gas-tri'-tis*) [*ἐνδοχ, within; γαστήρ, stomach; ιτις, inflammation*]. Inflammation of the mucous membrane of the stomach.

**Endogen** (*en'-do-jen*) [*ἐνδοχ, within; γεννᾶν, to produce*]. A plant, the growth of which is by means of new matter deposited in the interior of the trunk or branch. A member of one of the great primary classes of flowering-plants; a monocotyledon. See *Exogen*.

**Endogenous** (*en-doi'-en-us*) [*ἐνδοχ, within; γένεσις, producing*]. In biology, applied to the stems of monocotyledons and their manner of growth; also to spore-formation or cell-formation inside of a parent-cell.

**Endognathal** (*en-dog'-na-thal*) [*ἐνδοχ, within; γνάθος, jaw*]. In biology, applied to the pulpiform appendages formed by the modification of the three terminal joints of the third thoracic limb in certain crustaceans.

**Endognathion** (*end-og-na'-the-on*) [*ἐνδοχ, within; γνάθος, jaw*]. The middle portion of the superior maxilla.

**Endogonium** (*en-do-go'-ne-um*) [*ἐνδοχ, within; γόνος, seed*]. In biology, a gonidium formed inside of a receptacle or parent-cell, as in the *Saprolegnia*, *Mucorini*, *Vaucheria*.

**Endo-laryngeal** (*en-do-lar-in'-je-al*) [*ἐνδοχ, within; λάρυγξ, the larynx*]. Within the larynx. **E.** Operations, operations performed within the larynx.

**Endolemma** (*en-do-lem'-ah*) [*ἐνδοχ, within; λέμμα, husk*]. Same as *Neurilemma*.

**Endolymph** (*en'-do-limf*) [*ἐνδοχ, within; λυμφα, water*]. The fluid of the membranous labyrinth of the ear.

**Endolymphangeal** (*en-do-lim-fan'-je-al*) [*ἐνδοχ, within; λυμφα, lymph; ἀγγεῖον, vessel*]. Situated or belonging within a lymph-vessel; as an endolymphangeal nodule.

**Endolymphic** (*en-do-lim'-fik*) [*ἐνδοχ, within; λυμφα, lymph*]. Relating to or of the nature of endolymph.

**Endomersion** (*en-do-mer'-shun*). See *Objective*.

**Endomesoderm** (*en-do-me'-so-derm*) [*ἐνδοχ, within; μέσος, middle; δέρμα, skin*]. In biology, applied to two cells that appear on the side of the blastopore in the embryos of molluscs and annelids, giving rise by division to the two primitive mesoderm cells, and to a portion of the lining of the mesenteron.

**Endometrial** (*en-do-me'-tre-al*) [*ἐνδοχ, within; μήτρα, the womb*]. Pertaining to the endometrium; situated within the uterus.

**Endometritis** (*en-do-me-tri'-tis*) [*ἐνδοχ, within; μήτρα, the womb; ιτις, inflammation*]. Inflammation of the endometrium. **E., Cervical**, of the cervical portion. It gives rise to the condition known as *erosion, ulceration, or granular degeneration of the cervix*, a very frequent condition. There is leukorrhea, pain in the back, and congestion of the cervix and pelvic viscera, with metrorrhagia or menorrhagia, or both, together with some failure of the general health. This condition is due to traumatism, usually in parturition. **E., Chronic Purulent**, occurs in old women and is marked by an accumulation of pus in the uterine cavity with a purulent leukorrhea. **E., Corporeal**, that of the body of the uterus. **E., Decidual**, of the decidual membrane of the impregnated uterus. It may be *diffuse* (thickening and development of connective tissue) or *polypoid* (with polypoid growths). **E., Fungous**, that in which the lining membrane is hypertrophied, with the formation of vascular granulations. This is also called *hemorrhagic endometritis*. **E., Hemorrhagic**. See *E., Fungous*.

**Endometrium** (*en-do-me'-tre-um*) [*ἐνδοχ, within; μήτρα, uterus*]. The lining membrane of the uterus.

**Endometry** (*en-doi'-ct-re*) [*ἐνδοχ, within; μέτρον, measure*]. The measurement of the interior of an organ or cavity, as of the cranium.

**Endomyocarditis** (*en-do-mi-o-kar-di'-tis*) [*ἐνδοχ, within; μύς, muscle; καρδία, heart; ιτις, inflammation*]. Inflammation of both endocardium and myocardium.

**Endomysial** (*en-do-mis'-e-al*) [*ἐνδοχ, within; μύς, muscle*]. Pertaining to or of the nature of endomysium.

**Endomysium** (*en-do-mis'-e-um*) [*ἐνδοχ, within; μύς, muscle*]. The extension of the perimysium between the muscular fibers.

**Endonephritis** (*en-do-nef-ri'-tis*) [*ἐνδοχ, within; νεφρός, kidney; ιτις, inflammation*]. Synonym of *Pyelitis*.

**Endoneural** (*en-do-nu'-ral*) [*ἐνδοχ, within; νεῦρον, nerve*]. Relating to or situated within the interior of a nerve.

**Endoneurial** (*en-do-nu'-re-al*) [*ἐνδοχ, within; νεῦρον, a nerve*]. Relating to the endoneurium.

- Endoneurium** (*en-do-nu'-re-um*) [ἐνδον, within; νεῦρον, a nerve]. The connective-tissue sheath uniting the fibers of a fasciculus (or funiculus) of a nerve.
- Endoparasite** (*en-do-par'-as-it*) [ἐνδον, within; παράσιτος, parasite]. An entozoan or internal parasite; one living within its host.
- Endoparasitic** (*en-do-par-as-it'-ik*) [ἐνδον, within; παράσιτος, a parasite]. Of the nature of an endoparasite.
- Endopatagium** (*en-do-pat-a'-je-um*) [ἐνδον, within; παταγίον, the border of a woman's gown]. In biology, that part of the wing-membrane of a bat lying between the body, the humerus, the lower extremity, and a hypothetic line drawn downward from the elbow and intersecting the free margin of the membrane. (Allen.)
- Endopathic** (*en-do-path'-ik*) [ἐνδον, within; πάθος, disease]. Pertaining to the origin of disease from conditions or causes not derived from without. See *Exopathic*.
- Endopericarditis** (*en-do-per-ik-ar-di'-tis*) [ἐνδον, within; περί, around; καρδιά, the heart; ιτις, inflammation]. Inflammation of both endocardium and pericardium.
- Endoperimyocarditis** (*en-do-per-e-mi-o-kar-di'-tis*) [ἐνδον, within; περί, around; μύς, muscle; καρδιά, heart; ιτις, inflammation]. Inflammation of endocardium, pericardium, and myocardium.
- Endoperineuritis** (*en-do-per-e-nu-ri'-tis*) [ἐνδον, within; περί, around; νεῦρον, a nerve; ιτις, inflammation]. Inflammation of both endoneurium and perineurium.
- Endophlebitis** (*en-do-fle-bi'-tis*) [ἐνδον, within; φλέψ, vein; ιτις, inflammation]. Inflammation of the inner coat of a vein or veins.
- Endophleum** (*en-do-fle'-um*) [ἐνδον, within; φλοιός, bark]. In biology, the liber, or inner bark; bast.
- Endophragm** (*en'-do-fram*) [ἐνδον, within; φράγμα, a partition]. In biology, a partition formed by the chitinous plates projecting inward from the lateral wall of the somites of a crustacean.
- Endophyllous** (*en-do-fil'-us*) [ἐνδον, within; φύλλον, leaf]. In biology, enclosed within a sheath, as the young leaves of monocotyledons.
- Endophyte** (*en'-do-fit*) [ἐνδον, within; φυτόν, a plant]. Same as *Entophyte*.
- Endophytous** (*en-dof'-it-us*) [ἐνδον, within; φυτόν, a plant]. In biology, applied to the larvæ of certain insects that bore into the stems and roots of plants.
- Endoplasm** (*en'-do-plazm*) [ἐνδον, within; πλάσμα, a thing formed]. In biology, the inner granular protoplasm of a protozoan or of a histologic cell.
- Endoplast** (*en'-do-plast*) [ἐνδον, within; πλαστός, formed]. In biology, the nuclear body of a protozoan; the homologue of the nucleus of a histologic cell. (Huxley.)
- Endoplastule** (*en-do-plas'-tūl*) [ἐνδον, within; πλαστός, formed]. In biology, a small oval or rounded body, often found attached to the endoplast of a protozoan; the homologue of the nucleolus of a histologic cell. Cf. *Entoblast*.
- Endopleura** (*en-do-ploo'-rah*) [ἐνδον, within; πλευρά, a rib; pl., *Endopleura*]. In biology, the delicate seed-coat; it is also called tegmen.
- Endopleurite** (*en-do-ploo'-rit*) [ἐνδον, within; πλευρά, a rib]. In biology, one of the lateral apodemal partitions arising from the interepimeral membrane connecting every pair of somites in certain crustaceans.
- Endopodite** (*en-dop'-o-dit*) [ἐνδον, within; ποῖς, foot]. In biology, the inner of the two main divisions of the crustacean limb; when fully developed it consists of seven joints, becoming in the thoracic region an ambulatory limb.
- Endoptile** (*en-dop'-til*) [ἐνδον, within; πτεῖλον, feather, down, leaf]. Same as *Monocotyledonous*.
- Endorhizal** (*en-do-ri'-zal*) [ἐνδον, within; ῥίζα, root]. In biology, applied to monocotyledonous embryos having the radicle enclosed within a sheath.
- Endosalpingitis** (*en-do-sal-pin-jit'-tis*) [ἐνδον, within; σάλπιγξ, trumpet, tube; ιτις, inflammation]. Inflammation of the lining membrane of a Fallopian tube.
- Endosarc** (*en'-do-sark*) [ἐνδον, within; σάρξ, flesh]. In biology, the inner protoplasm of a protozoan; also applied by Hincks to a tissue derived from the endocyst (the inner layer of the common dermal system of a colony of Polyzoa), and composed, for the most part, of fusiform cells, constituting the connection between the polypides.
- Endoscope** (*en'-do-skōp*) [ἐνδον, within; σκοπεῖν, to observe]. An instrument for the examination of a body-cavity through its natural outlet.
- Endoscopy** (*en-dos'-kō-pe*) [ἐνδον, within; σκοπεῖν, to observe]. The practice or process of using the endoscope. The examination of cavities or organs within the body by means of an endoscope.
- Endosiphon** (*en-do-sil'-fun*) [ἐνδον, within; σίφων, a tube]. In biology, the inner siphon of a cephalopod.
- Endoskeleton** (*en-do-skel'-et-un*) [ἐνδον, within; σκελετόν, a dry body]. In biology, as distinguished from exoskeleton, applied to the internal skeletal structures of any animal, whether they are bony, cartilaginous, chitinous, calcareous, or silicious, if covered by flesh and integument.
- Endosmometer** (*en-dos-mom'-et-er*) [ἐνδον, within; ὤσμος, a thrusting; μέτρον, a measure]. An instrument for measuring endosmosis.
- Endosmose** (*en'-dos-mōs*). Same as *Endosmosis*.
- Endosmosis** (*en-dos-mō'-sis*) [ἐνδον, within; ὤσμος, impulsion]. The passage of a liquid from without inward, through a porous septum or diaphragm; inward osmosis. See *Osmosis*. E., Electric, cataphoresis.
- Endosmotic** (*en-dos-mot'-ik*) [ἐνδον, within; ὤσμος, a thrusting]. Pertaining to endosmosis. E. Equivalent, the weight of distilled water that passes into the flask of the endosmometer in exchange for a known weight of the soluble substance. This, e. g., for salt is 4.3; for sugar 7.1.
- Endosome** (*en'-do-sōm*) [ἐνδον, within; σῶμα, body]. In biology, the inner layer of the body of a sponge, developed from the endoderm and associated mesoderm.
- Endosperm** (*en'-do-sperm*) [ἐνδον, within; σπέρμα, seed]. In biology, the albumin of a seed.
- Endospore** (*en'-do-spōr*) [ἐνδον, within; σπῆρος, seed]. In biology, (1) a bacterium-spore formed by free cell-formation, as distinguished from an arthrospore; (2) the inner coat of a spore.
- Endosteal** (*end-os'-te-al*) [ἐνδον, within; ὀστέον, a bone]. Relating to endosteum.
- Endosteitis** (*end-os-te-i'-tis*) [ἐνδον, within; ὀστέον, a bone; ιτις, inflammation]. Inflammation of the endosteum.
- Endosternite** (*en-do-ster'-nit*) [ἐνδον, within; στέρνον, the breast-bone]. In biology, a sternal piece of the endothorax developed to support a series of muscles in various arthropods.
- Endosteum** (*end-os'-te-um*) [ἐνδον, within; ὀστέον, bone]. The vascular membranous layer of connective tissue lining the medullary cavity of bones; the inter-nal periosteum.
- Endostoma** (*en-dos'-to-mah*) [ἐνδον, within; στόμα, the mouth; pl., *Endostomata*]. In biology, a structure found in certain crustaceans behind and giving support to the labrum.
- Endostoma** (*end-os-to'-mah*) [ἐνδον, within; ὀστέον, bone; pl., *Endostomata*]. A bony tumor within a bone, or in a cavity surrounded by bone.



**Endostome** (*en'-do-stōm*) [ἐνδόν, within; στόμα, the mouth]. In biology, the orifice of the inner coat of an ovule.

**Endostosis** (*end-os-to'-sis*) [ἐνδόν, within; ὀστέον, bone: *pl.*, *Endostoses*]. Ossification of a cartilage.

**Endostracum** (*en-dos'-trak-um*) [ἐνδόν, within; ὀστράκον, shell]. In biology, the inner layer of the exoskeleton of a crustacean.

**Endostyle** (*en'-do-stil*) [ἐνδόν, within; στυλός, a column]. In biology, an organ for the secretion of mucus, forming the ventral edge of the branchial sac, and extending from the peripharyngeal bands anteriorly to the posterior end of the sac of Ascidians; it is also called the *hypobranchial groove*.

**Endotheca** (*en-do-the'-kah*) [ἐνδόν, within; θήκη, a case: *pl.*, *Endothecae*]. In biology, the inner layer of the lining investment of the visceral chamber of a coral.

**Endothecium** (*en-do-the'-se-um*) [ἐνδόν, within; θήκη, a case]. In biology, the tapetum or inner lining of an anther-cell.

**Endothelial** (*en-do-the'-le-al*) [ἐνδόν, within; θηλή, nipple]. Pertaining to endothelium.

**Endothelioid** (*en-do-the'-le-oid*) [ἐνδόν, within; θηλή, a nipple; εἶδος, form]. Resembling endothelium.

**Endothelio-inoma** (*en-do-the'-le-o-in-o'-mah*) [ἐνδόν, within; θηλή, a nipple; ἵς, a fiber; ὅμα, a tumor: *pl.*, *Endothelio-inomata*]. A malignant inoma or fibroma of endothelial origin.

**Endothelioleiomyoma** (*en-do-the'-le-o-li-o-mi-o'-mah*) [ἐνδόν, within; θηλή, nipple; λείος, smooth; μῦς, muscle; ὅμα, tumor: *pl.*, *Endothelioleiomyomata*]. Endothelial and malignant leiomyoma; myosarcoma.

**Endothelioma** (*en-do-the-le-o'-mah*) [ἐνδόν, within; θηλή, a nipple; ὅμα, a tumor: *pl.*, *Endotheliomata*]. A tumor of the endothelium, usually, if not always, a sarcoma or malignant growth.

**Endotheliomyxoma** (*en-do-the'-le-o-miks-o'-mah*) [ἐνδόν, within; θηλή, nipple; μῦξ, mucus; ὅμα, a tumor: *pl.*, *Endotheliomyxomata*]. Endothelial and malignant myxoma.

**Endotheliorhabdomyoma** (*en-do-the'-le-o-rab-do-mi-o'-mah*) [ἐνδόν, within; θηλή, nipple; ῥάβδος, a rod; μῦς, muscle; ὅμα, a tumor: *pl.*, *Endotheliorhabdomyomata*]. Endothelial and malignant rhabdomyoma.

**Endothelium** (*en-do-the'-le-um*) [ἐνδόν, within; θηλή, nipple]. The internal lining membrane of serous, synovial, and other internal surfaces; the homologue of epithelium.

**Endothermic** (*en-do-ther'-mik*) [ἐνδόν, within; θερμη, heat]. Relating to the absorption of heat. **E. Substances**, or **Compounds**, those of which the formation is attended with an absorption of heat.

**Endothoracic** (*en-do-tho-ra'-sik*) [ἐνδόν, within; θώραξ, thorax]. Situated or occurring within the thorax.

**Endothorax** (*en-do-tho'-raks*) [ἐνδόν, within; θώραξ, a breastplate; the chest]. In biology, the interior framework, or apodemal system of the cephalothoracic region of a crustacean, furnishing processes for the support of the soft parts.

**Endyma** (*en'-dim-ah*) [ἐνδυμα, garment]. The endyma, or lining epithelial membrane of the ventricles of the brain, and of the cavity of the spinal cord.

**Endymal** (*en'-dim-al*) [ἐνδυμα, garment]. Relating to the endyma.

**Endysis** (*en'-dis-is*) [ἐνδύσις, a putting on]. In biology, the process of acquiring plumage by a bird.

**Enecation** (*en-ek-at'-shun*) [*e*, out; *necare*, to kill]. Destruction of life; complete exhaustion.

**Enechema** (*en-ek-e'-mah*) [ἐν, in; ἥχημα, sound, ringing]. Tinnitus aurium.

**Enecia** (*e-ne'-she-ah*) [ἐνεκής, continuous]. A continuous fever.

**Enema** (*en'-em-ah*) [ἐνεμα; ἐν, in; ἔναι, to send: *pl.*, *Enemata*, *Enemas*]. A rectal injection for therapeutic or nutritive purposes.

**Enepidermatic**, or **Enepidermic** (*en-ep-e-der-mat'-ik*, or *-der'-mik*) [ἐν, in; ἐπιδέρμης, the epidermis]. Pertaining to the treatment of disease by applications to the skin.

**Energy** (*en'-er-ge*) [ἐνέργεια; ἐν, in; ἔργον, work]. The power or force displayed by an organism. The capacity for doing work. **E., Conservation of**, the law that the various forms of energy can be transformed one into the other without loss. **E., Kinetic**, the power of a body in motion. **E., Potential**, the possible power of a body at rest. Physiologically, its measure is the amount of heat that may be obtained by complete combustion of the chemic compounds representing the potential energy.

**Enervate** (*e-ner'-vāt*) [*enervare*, to weaken]. To weaken.

**Enervation** (*e-ner-va'-shun*) [*enervatio*, weakness].  
1. Weakness; lassitude; languor from lack of nerve-stimulus; neurasthenia; the reduction of the strength.  
2. The removal of a section of a nerve.

**Enervose** (*e-ner'-vōs*) [*enervous*, without nerves]. In biology, applied to leaves destitute of nerves or veins.

**Eneuresis** (*en-u-rel'-sis*). See *Enuresis*.

**Engagement-stage of Labor**. See *Descent-stage*.

**Engastrius** (*en-gas'-tre-us*) [ἐν, in; γαστήρ, belly]. A monstrosity in which one fetus is included within the peritoneal cavity of another.

**Engelmann's Middle Disc**. A light disc, separating two darker discs of a muscle-case. It is also called *Hensen's disc*.

**Engenesis** (*en-jen'-es-is*) [ἐν, in; γενέσθαι, to be produced]. In biology, the fourth of Broca's four degrees of fecundity in the union of two species. Cf. *Agensis*, *Dysgenesis*, *Paragenesis*.

**Engine** (*en'-jin*) [ME., *engin*, a mechanical contrivance]. An apparatus for producing some mechanical effect. **E., Dental**, a foot-power machine, embracing the following devices and combinations: The use of a flexible wire shaft, with a flexible sheath over it. See *Dental Engine*. **E., Surgical**, an electric or foot-power machine, used with a flexible wire shaft. It is employed in surgery, in drilling, boring, and smoothing bone, etc.

**Engie System**. See *Cremator*.

**English** (*ing'-lish*) [ME., *English*]. Belonging or pertaining to England. **E. Cholera**. See *Cholera*.

**E. Disease**. Synonym of *Rhachitis*. **E. Position**. See *Postures*, *Table of*. **E.-red**. See *Colcothar* and *Venetian-red*. **E. Sweating Fever**. See *Anglicus sudor*. **E. Teeth**, artificial teeth with beautiful coloring, and soft translucency, rendering them well adapted for matching the natural teeth.

**Engomphosis** (*en-gom-fō'-sis*) [ἐν, in; γόμφος, nail]. Gomphosis, *q. v.*

**Engorged** (*en-gorj'd*) [Fr., *engorgement*, a choking up]. Congested. **E. Papilla**. See *Choked Disc*.

**Engorgement** (*en-gorj'-ment*) [Fr., *engorgement*, a choking up]. Over-distention of the vessels of a part, with stagnation of the circulation. Vascular congestion.

**Enlargement** (*en-larj'-ment*). See *Auxe*, *Auxesis*, *Hypertrophy*.

**Enlarger** (*en-lar'-jer*). See *Amplifier*.

**Enneagynous** (*en-e-aj'-in-us*) [ἐννέα, nine; γυνή, a woman]. In biology, applied to flowers having nine pistils.

**Enneander** (*en-e-an'-der*) [ἐννέα, nine; ἀνήρ, a man]. In biology, applied to a flower having nine stamens.

**Enneapetalous** (*en-e-ap-et'-al-us*) [ἐννέα, nine; πέταλον, a leaf]. In biology, applied to a flower having nine petals.

**Enneaspermous** (*en-e-as-per'-mus*) [ἐννέα, nine; σπέρμα, seed]. In biology, applied to fruits having nine seeds.

**Enodal** (*e-no'-dal*) [*e*, priv.; *nodus*, a knot]. In biology, without nodes or joints.

**Enoinomania** (*en-oi-no-ma'-ne-ah*) [ἐν, in; οἶνος, wine; μανία, madness]. Delirium tremens.

**Enomania** (*e-no-ma'-ne-ah*) [οἶνος, wine; μανία, madness]. Excessive use of or desire for intoxicating liquors; insanity due to intoxication. Also, delirium tremens. See *Methomania*.

**Enophthalmia** (*en-off-thal'-me-ah*) [ἐν, in; ὀφθαλμός, eye]. Retraction of the eyeball in the orbit.

**Enophthalmos** (*en-off-thal'-mos*) [ἐν, in; ὀφθαλμός, the eye]. Recession of the eyeball into the orbit.

**Enosomania** (*en-os-o-ma'-ne-ah*) [ἐννοσις, trembling; μανία, madness]. Insanity marked by terror, the patient expecting for himself the most dreadful visitations.

**Enostosis** (*en-os-to'-sis*) [ἐν, in; ὀστέον, bone]. A tumor within the medullary canal of a bone, or a bony tumor originating in bone.

**En Piqure** (*on(g) pik-er'*) [Fr.]. See *Culture*.

**Ensate** (*en'-sāt*) [*ensis*, a sword]. In biology, sword-shaped; ensiform.

**Ensiform** (*en'-sif-orm*) [*ensis*, a sword; *forma*, form]. Shaped like a sword. **E. Appendix**, the sword-shaped, cartilaginous process of the sternum; the xiphoid cartilage.

**Ensisternal** (*en-sis-ter'-nal*) [*ensis*, sword; στήρνον, the breast-bone]. Pertaining to the ensisternum.

**Ensisternum** (*en-sis-ter'-num*) [*ensis*, sword; στήρνον, the breast-bone]. The xiphisternum or ensiform cartilage.

**Ensomphalic** (*en-som-fal'-ik*) [ἐν, in; σῶμα, body; ὀμφαλός, navel]. Pertaining to an ensomphalus. See also *Tetatism*.

**Ensomphalus** (*en-som'-fal-us*) [ἐν, in; σῶμα, body; ὀμφαλός, navel]. A double monstrosity, with practically complete and functional organs, but united by some more or less superficial bond.

**Enstactum** (*en-stak'-tum*) [ἐν, in; στάζειν, to drop; *pl.*, *Enstacta*]. A liquid collyrium.

**Entrophe** (*en'-stro-fe*) [ἐν, in; στρέφειν, to turn]. Inversion, as of the margin of an eyelid.

**Entad** (*en'-tad*) [ἐντός, within; *ad*, to]. From without inward; toward a center; the opposite of *Ectad*.

**Ental** (*en'-tal*) [ἐντός, within]. A surface, aspect, or structure farther from the periphery or nearer the center than that with which it is contrasted. Deep, internal, profound. Compare the opposite, *Ectal*; also *Position and Direction*, *Table of*.

**Entasia, or Entasis** (*en-ta'-se-ah*, or *en'-tas-is*) [ἐντασις, a straining]. A generic term for spasmodic muscular action; tonic spasm.

**Entatic** (*en-tat'-ik*) [ἐντατικός, causing straining]. Causing spasm or strain; aphrodisiac.

**Entera** (*en'-ter-ah*). Plural of *Enteron*, *q. v.*

**Enteradenography** (*en-ter-ad-en-og'-ra-fe*) [ἐντερον, intestine; ἀδήν, gland; γράφειν, to write]. A treatise on the intestinal glands.

**Enteradenology** (*en-ter-ad-en-ol'-o-je*) [ἐντερον, intestine; ἀδήν, gland; λόγος, science]. The anatomy, physiology, and pathology of the intestinal glands.

**Enteragra** (*en-ter-a'-grah*) [ἐντερον, intestine; ἄγρα, seizure]. Gout in the intestine.

**Enteralgia** (*en-ter-al'-je-ah*) [ἐντερον, intestine; ἄλγος, pain]. Pain in the bowels. **E. inflammatoria**. Synonym of *Acute Intestinal Catarrh*.

**Enterectasis** (*en-ter-ek'-tas-is*) [ἐντερον, intestine; ἔκτασις, dilatation]. Dilatation of some part of the small intestine.

**Enterectomy** (*en-ter-ek'-to-me*) [ἐντερον, intestine; ἔκτομή, excision]. Excision of a part of the small intestine.

**Enterelcosis** (*en-ter-el-ko'-sis*) [ἐντερον, intestine; ἔλκος, ulceration]. Ulceration of the bowel.

**Enterepiplocele** (*en-ter-ep-ip'-lo-sēl*) [ἐντερον, intestine; ἐπίπλοον, caul; κήλη, hernia]. Hernia in which both bowel and omentum are involved.

**Enteropiplomphalocoele** (*en-ter-ep-ip'-lom-fal'-o-sēl*) [ἐντερον, bowel; ἐπίπλοον, caul; ὀμφαλός, navel; κήλη, hernia]. Umbilical hernia, with protrusion of the omentum.

**Enteric** (*en-ter'-ik*) [ἐντερικός; ἐντερον, bowel]. Pertaining to the intestines. **E. Fever**, typhoid fever. To demonstrate bacilli of enteric fever see *Gaffky's Method* and *Woodhead's Method*, under *Stains*, *Table of*.

**Enterischiocele** (*en-ter-is'-ke-o-sēl*) [ἐντερον, intestine; ισχίον, ischium; κήλη, hernia]. Intestinal hernia through the great sciatic notch.

**Enteritic** (*en-ter-it'-ik*) [ἐντερον, bowel; ιτις, inflammation]. Relating to enteritis.

**Enteritis** (*en-ter-it'-tis*) [ἐντερον, bowel; ιτις, inflammation]. Inflammation of the small intestine. **E., Chronic Exudative**. Synonym of *E., Pseudo-membranous*. **E., Membranous**. Synonym of *E., Pseudo-membranous*. **E., Pellicular**. Synonym of *E., Pseudo-membranous*. **E., Pseudo-membranous**, a non-febrile affection of the bowel, consisting in a peculiar, and usually persistent, morbid condition of the intestinal mucous membrane, marked by the periodic formation of viscous, shreddy, or tubular exudates composed chiefly of mucin, on the discharge of which temporary amelioration of the accompanying acute digestive and nervous symptoms occurs. The disease appears mainly in middle life and usually in females.

**Entero-** (*en'-ter-o-*) [ἐντερον, bowel]. A prefix denoting relation to the intestines.

**Entero-anastomosis** (*en'-ter-o-an-as-to-mo'-sis*) [ἐντερον, bowel; ἀναστοιμῶν, to bring to a mouth]. The surgical creation of an anastomosis between two parts of the intestine; or the union of two parts of the intestine after the excision of a segment.

**Enterobrosis** (*en-ter-o-bro'-sis*) [ἐντερον, bowel; βρώσις, an eating]. Perforation or ulceration of the intestine.

**Enterocoele** (*en'-ter-o-sēl*) [ἐντερον, bowel; κήλη, tumor]. A hernia containing a loop of intestine. **E., Rectal**, having a covering of the rectal wall. **E., Vaginal**, having a covering of the vaginal wall.

**Enterocentesis** (*en-ter-o-sen-le'-sis*) [ἐντερον, intestine; κέντησις, puncture]. Surgical puncture of the intestine.

**Enterochlorophyl** (*en'-ter-o-klo'-ro-fil*) [ἐντερον, bowel; χλωρός, yellowish-green; φύλλον, a leaf]. MacMunn's term for a chlorophyl found by him in the so-called livers of many invertebrates.

**Enterocholecystostomy** (*en-ter-o-ko-le-sis-tos'-to-me*) [ἐντερον, bowel; χολή, bile; κύστις, cyst; στόμα, mouth]. Same as *Cholecystenterostomy*.

**Entero-cholecystotomy** (*en-ter-o-ko-le-sis-to'-to-me*). Same as *Cholecystenterotomy*.

**Enterocleisis** (*en-ter-o-kliś'-is*) [ἐντερον, bowel; κλείσις, a closing]. Occlusion of the bowel.

**Enteroclysis** (*en-ter-ok'-lis-is*) [ἐντερον, bowel; κλίσις, a drenching]. Injection of nutrient-material into the intestine in cholera, collapse, etc.; more generally, any rectal enema or clyster.

**Enteroclyster** (*en-ter-o-kliś'-ter*) [ἐντερον, bowel; κλίσμα, a clyster]. A rectal clyster or enema.



**Enterocolitis** (*en-ter-o-ko-lit'-tis*) [έντερον, bowel; κόλον, the colon; ιτις, inflammation]. Inflammation of the small intestine and of the colon.

**Enterocystocele** (*en-ter-o-sis'-to-sēl'*) [έντερον, intestine; κύστις, bladder; κήλη, tumor]. Hernia involving the urinary bladder and the intestine.

**Enterodynia** (*en-ter-o-din'-e-ah*) [έντερον, bowel; ὀδύνη, pain]. Pain referred to the intestines.

**Enter-epiplocele** (*en'-ter-o-e-pip'-lo-sēl'*). See *Enter-epiplocele*.

**Enterogastritis** (*en-ter-o-gas-tri'-tis*) [έντερον, intestine; γαστήρ, belly; ιτις, inflammation]. Inflammation of the stomach and intestine.

**Enterogastrocele** (*en-ter-o-gas'-tro-sēl'*) [έντερον, bowel; γαστήρ, belly; κήλη, tumor]. A hernia containing the gastric and intestinal walls; abdominal hernia.

**Enterography** (*en-ter-og'-ra-fe*) [έντερον, intestine; γράφειν, to write]. A treatise on or a description of the intestines.

**Enterohematin** (*en-ter-o-he'-mat-in*) [έντερον, intestine; αιμάτωσ, of blood]. In biology, a coloring-matter found in many invertebrates (e.g., the livers of molluscs), the mother-substance of histohematin. It is the same as the *Hemochromogen* and *Helicorubin* of Krukenberg.

**Enterohemorrhage** (*en-ter-o-hem'-or-aj*) [έντερον, intestine; αἷμα, blood; ῥηγνύναι, to burst forth]. Intestinal hemorrhage.

**Enterohydrocele** (*en-ter-o-hi'-dro-sēl'*) [έντερον, intestine; ὕδωρ, water; κήλη, hernia]. Hydrocele complicated with intestinal hernia.

**Enter-ischiocele** (*en-ter-o-is'-ke-o-sēl'*) [έντερον, intestine; ισχίον, ischium; κήλη, tumor]. Same as *Enter-ischiocele*.

**Enterolith** (*en-ter-o-lith*) [έντερον, bowel; λίθος, a stone]. A concretion formed in the digestive-tube.

**Enterolithiasis** (*en-ter-o-lith-i'-as-is*) [έντερον, bowel; λιθίασις, the formation of calculi]. The formation of intestinal calculi.

**Enterology** (*en-ter-ol'-o-je*) [έντερον, bowel; λόγος, science]. The science of the intestinal viscera; the anatomy, physiology, pathology, and hygiene of the intestines.

**Enteromalacia** (*en-ter-o-mal-a'-se-ah*) [έντερον, bowel; μαλακία, softness]. Pathologic softening of the bowel walls.

**Enteromenia** (*en-ter-o-me'-ne-ah*) [έντερον, bowel; μήν, month]. Vicarious menstruation by the bowel.

**Enteromerocele** (*en-ter-o-me'-ro-sēl'*) [έντερον, bowel; μηρός, thigh; κήλη, hernia]. Femoral hernia involving the intestine.

**Enteromesenteric** (*en-ter-o-mez-en-ter'-ik*) [έντερον, bowel; μέσος, middle; έντερον, bowel]. Pertaining to the intestine and the mesentery.

**Enteron** (*en'-ter-on*) [έντερον, intestine: *pl.*, *Entera*]. 1. The intestinal or alimentary canal, exclusive of those parts that are of ectodermal origin. 2. The intestine.

**Enteroncus** (*en-ter-onc'-e-us*) [έντερον, bowel; ὄγκος, mass]. A tumor of the bowel.

**Enteroneuria** (*en-ter-o-nu'-re-ah*) [έντερον, intestine; νεῦρον, nerve]. An intestinal disease dependent upon some neurosis.

**Enteropathy** (*en-ter-op'-ath-e*) [έντερον, bowel; πάθος, disease]. Any disease of the intestines.

**Enteroperistole** (*en-ter-o-per-is'-to-le*) [έντερον, bowel; περιστολή, a winding about]. 1. Peristaltic motion of the bowels. 2. Any constrictive obstruction of the intestinal-tube.

**Enter-peritonitis** (*en-ter-o-per-it-on-i'-tis*) [έντερον, bowel; περιτόναιον, the peritoneum; ιτις, inflammation]. Combined inflammation of the intestines and

adjacent peritoneum; inflammation of the peritoneal coat of the intestine.

**Enteropexia** (*en-ter-o-peks'-e-ah*) [έντερον, bowel; πήξις, fixation]. Fixation of a portion of the intestine to the abdominal wall, for the relief of enteroptosis, splachnoptosis, etc.

**Enterophlogia** (*en-ter-o-fl'-je-ah*) [έντερον, bowel; φλόγια, a burning]. Synonym of *Acute Intestinal Catarrh*.

**Enterophlogosis** (*en-ter-o-fl'-go'-sis*) [έντερον, bowel; φλόγωσις, a burning]. Synonym of *Acute Intestinal Catarrh*.

**Enterophthisis** (*en-ter-off'-this-is*) [έντερον, bowel; φθίσις, wasting]. Intestinal tuberculosis.

**Enteroplastic** (*en-ter-o-plas'-tik*) [έντερον, bowel; πλαστικός, formed]. Pertaining to enteroplasty.

**Enteroplasty** (*en'-ter-o-plas-te*) [έντερον, bowel; πλάσσειν, to form]. Any plastic operation upon the intestine to repair injuries of its walls.

**Enteroplegia** (*en-ter-o-ple'-je-ah*) [έντερον, bowel; πληγή, a stroke]. Paralysis of the bowels.

**Enteroplex** (*en'-ter-o-pleks*) [έντερον, bowel; πλέξειν, to interlace]. See *Enteroplexia*.

**Enteroplexia**, or **Enteroplexy** (*en-ter-o-pleks'-e-ah*, or *en'-ter-o-pleks-e*) [έντερον, intestine; πλέξειν, to interlace]. A method of treatment of wounds of the intestine in which union of the bowel is obtained by different means, but particularly by an apparatus, the *enteroplex*, without the use of needle and thread. The enteroplex is formed of two aluminum rings so constructed that they will fit the one into the other. These are inserted into the cut ends of the bowel, and then the two are pressed together, the intestinal walls being brought into apposition.

**Enteroproctia** (*en-ter-o-prok'-she-ah*) [έντερον, intestine; πρωκτός, anus]. The existence of an artificial anus, or of an opening into the bowel for fecal discharge.

**Enteroptosis** (*en-ter-op-to'-sis*) [έντερον, bowel; πτώσις, a fall]. Glénard's term for a combination of neurasthenia with gastro-intestinal disturbance and prolapse of the abdominal organs, particularly the transverse colon, with looseness of the mesenteric and peritoneal attachments. It is also called *Splanchnoptosis*.

**Enterorrhagia** (*en-ter-or-a'-je-ah*) [έντερον, bowel; ῥηγνύναι, to burst forth]. Intestinal hemorrhage. Excessive discharge of any kind from the intestine.

**Enterorrhaphy** (*en-ter-or'-a-fe*) [έντερον, bowel; ραφή, suture]. Suture, or stitching, of the intestine.

**Enterorrhea** (*en-ter-or-e'-ah*) [έντερον, intestine; ῥοία, a flow]. Diarrhea.

**Enterorrhexis** (*en-ter-or-eks'-is*) [έντερον, bowel; ῥήξις, rupture]. Rupture of the bowel.

**Enterosarcocele** (*en-ter-o-sar'-ko-sēl'*) [έντερον, intestine; σάρξ, flesh; κήλη, a hernia]. Intestinal hernia with sarcocele.

**Enterosepsis** (*en-ter-o-sep'-sis*) [έντερον, bowel; σήψις, putrefaction]. Intestinal toxemia or sepsis. A condition of unusual activity in the contents of the intestinal canal, by which the ptomaines of putrefaction are produced in such manner, or in such quantity, that they are absorbed and give rise to a state of intoxication.

**Enterosis** (*en-ter-o'-sis*) [έντερον, bowel; νόσος, disease: *pl.*, *Enteroses*]. Any intestinal disease.

**Enterostenosis** (*en-ter-o-ste-no'-sis*) [έντερον, bowel; στενώσις, contraction]. Stricture or narrowing of the intestinal canal.

**Enterostomy** (*en-ter-os'-to-me*) [έντερον, bowel; στόμα, mouth]. Incision and suture of the small intestine to the abdominal wall for introduction of food by this artificial mouth, in case of impossibility of food-entrance by the normal route.

**Enteroteratoma** (*en-ter-o-ter-at-o'-mah*) [*ἐντερον*, bowel; *τέρας*, monster; *όμα*, tumor]. A solid tumor of the umbilicus in new-born infants, composed of the remains of the omphalic duct.

**Enterotome** (*en'-ter-o-tōm*) [*ἐντερον*, bowel; *τομός*, cutting]. The name of various instruments used in cutting-operations upon the intestine.

**Enterotomy** (*en-ter-ot'-o-me*) [*ἐντερον*, bowel; *τέμνειν*, to cut]. Incision, dissection, or anatomy of the intestine.

**Enterozoön** (*en-ter-o-zo'-on*) [*ἐντερον*, intestine; *ζῶον*, an animal; *pl.*, *Enterozoa*]. A parasite of the intestine.

**Entheomania** (*en-the-o-ma'-ne-ah*) [*ἐνθεος*, inspired; *μανία*, madness]. Mania in which the patient believes himself to be inspired; religious insanity.

**Enthetic** (*en-thet'-ik*) [*ἐνθῆναι*, to put in]. Introduced; coming from without; applied especially to syphilitic and other specific contagious diseases. The list of enthetic diseases given by Dr. Hartshorne, in Pepper's "System of Medicine," is as follows: 1. Only produced by contact or inoculation—primary syphilis, gonorrhea, vaccinia, hydrophobia. 2. Contagious also by atmospheric transmission through short distances—variola, varioloid, varicella, measles, diphtheria, scarlatina, rōtheln, mumps, whooping cough, typhus, relapsing fever. 3. Endemic, occasionally epidemic—malarial fever, dengue, yellow fever. 4. The zymotic or enthetic diseases—influenza, cerebrospinal fever, erysipelas, puerperal fever, tropical dysentery, typhoid fever, cholera, plague.

**Entiris** (*en-ti'-ris*) [*ἐντός*, within; *ἵρις*, rainbow]. The uvea of the iris, forming its inner and pigmentary layer.

**Entoblast** (*en'-to-blast*) [*ἐντός*, within; *βλαστός*, a bud, germ]. In biology, the nucleolus or germinal spot of a histologic cell. Cf. *Endoplastule*.

**Entobliquus** (*en-to-blit'-kwus*) [*ἐντός*, within; *obliquus*, oblique]. The obliquus internus muscle of the abdomen. See *Muscles*, Table of.

**Entobranchiate** (*en-to-brang'-ke-āt*) [*ἐντός*, within; *βράγχια*, gills]. In biology, having internal or concealed branchia.

**Entocarotid** (*en-to-kar-ot'-id*) [*ἐντός*, within; *κάρος*, stupor]. The internal carotid artery. See *Arteries*, Table of.

**Entocele** (*en'-to-sēl*) [*ἐντός*, within; *κήλη*, hernia]. Internal hernia (as through the diaphragm); ectopia; morbid displacement of an internal organ.

**Entocellic**, or **Entocelian** (*en-to-sē'-le-ah*, or *en-to-sē'-le-an*) [*ἐντός*, within; *κοιλία*, hollow]. Situated within a brain-cavity or ventricle.

**Entochoroidea**, or **Entochorioidea** (*en-to-ko-ro'i'-de-ah*, or *-ko-re-oi-de'-ah*) [*ἐντός*, within; *χοροειδής*, like a membrane]. The inner lining of the choroid membrane of the eye, made up mainly of capillaries.

**Entocinerea** (*en-to-sin-el'-re-ah*) [*ἐντός*, within; *cinereus*, ashy]. Cineritious or gray brain-substance surrounding the cavities of the brain and spinal cord.

**Entocondylar** (*en-to-kon'-dil-ar*) [*ἐντός*, within; *κόνδυλος*, a condyle]. Pertaining to an inner condyle,

**Entocondyle** (*en-to-kon'-dil*) [*ἐντός*, within; *κόνδυλος*, a condyle]. An inner condyle, as of the humerus or the femur.

**Entoconid** (*en-to-ko'-nid*) [*ἐντός*, within; *κῶνος*, cone]. The inner and posterior cusp of a lower molar tooth.

**Entocornea** (*en-to-kor'-ne-ah*) [*ἐντός*, within; *cornus*, horny]. That part of Descemet's membrane that lines and adheres to the inner surface of the cornea.

**Entocuneiform** (*en-to-kul'-ne-if-orm*) [*ἐντός*, within; *cuneus*, a wedge; *forma*, form]. The inner cuneiform bone of the foot.

**Entocyte** (*en'-to-sit*) [*ἐντός*, within; *κύτος*, cell]. The contents of a cell, including nucleus, nucleolus, granulations, etc.

**Entoderm** (*en'-to-derm*) [*ἐντός*, within; *δέρμα*, skin]. Same as *Endoderm*.

**Entoectad** (*en-to-ek'-lad*) [*ἐντός*, within; *ἐκτός*, external; *ad*, to]. From within outward.

**Entogastric** (*en-to-gas'-trik*) [*ἐντός*, within; *γαστήρ*, stomach]. Relating to the interior of the stomach.

**Entoglossal** (*en-to-glos'-al*) [*ἐντός*, within; *γλῶσσα*, tongue]. Situated within the tongue.

**Entogluteus** (*en-to-glu-te'-us*) [*ἐντός*, within; *γλουτός*, the rump]. The gluteus minimus muscle. See *Muscles*, Table of.

**Entojugular Vein** (*en-to-ju'-gu-lar*) [*ἐντός*, within; *jugular*, a little yoke]. The internal jugular vein. See *Vein*.

**Entomere** (*en'-to-mēr*) [*ἐντός*, within; *μέρος*, a part]. In embryology, one of the cells forming the center of the mass of blastomeres in the developing mammalian ovum, the outer blastomeres being called *ectomeres*.

**Entomion** (*en-to'-me-on*) [*ἐντομή*, notch]. See *Cranio-metric Points*.

**Entomogenous** (*en-to-moj'-en-us*) [*ἐντομον*, an insect; *γενής*, produced]. In biology, applied to fungi growing upon or within insects. Cf. *Entomophytous*.

**Entomography** (*en-to-mog'-ra-fē*) [*ἐντομον*, an insect; *γράφειν*, to write]. A written treatise on insects.

**Entomology** (*en-to-mol'-o-jē*) [*ἐντομον*, insect; *λέγειν*, to speak]. That department of zoölogy devoted to the description of insects.

**Entomophilous** (*en-to-moff'-il-us*) [*ἐντομον*, insect; *φιλέειν*, to love]. Insect-loving or insect-attracting. **E.** Flowers, flowers attracting insects by their secretions and thus securing cross-fertilization through the insects that carry the pollen to other flowers.

**Entomophytous** (*en-to-moff'-it-us*) [*ἐντομον*, insect; *φύτός*, grown]. In biology, applied to fungi that grow upon or within the bodies of insects. Cf. *Entomogenous*.

**Entomosis** (*en-to-mo'-sis*) [*ἐντομον*, insect; *νόσος*, disease]. Any disease due to parasitic insects.

**Entomotaxy** (*en-to-mo-taks'-e*) [*ἐντομον*, insect; *τάξις*, arrangement]. The systematic preparation and arrangement of insects.

**Entomotomy** (*en-to-mot'-o-me*) [*ἐντομον*, insect; *τομή*, a cutting]. Insect anatomy.

**Entomozoaia** (*en-to-mo-zo-a'-re-ah*) [*ἐντομον*, an insect; *ζῶον*, a living being]. A type of bilateral animals nearly equivalent to the *Arthropoda*.

**Entonia** (*en-to'-ne-ah*) [*ἐντονια*, tension]. Rigidity or tension of a voluntary muscle; tonic spasm.

**Entonic** (*en-ton'-ik*) [*ἐντονια*, tension]. Characterized by entonia, or by violent tonic spasm.

**Entoparasite** (*en-to-par'-as-it*) [*ἐντός*, within; *παράσιτος*, parasite]. An internal parasite; an entozoan or entophyte.

**Entopectoralis** (*en-to-pek-tor-a'-lis*) [*ἐντός*, within; *pectoralis*, of the breast]. The pectoralis minor muscle. See *Muscles*, Table of.

**Entoperipheral** (*en-to-per-if'-er-al*) [*ἐντός*, within; *περιφέρειν*, to carry around]. Originating or situated within, and not upon the periphery.

**Entophthalmia** (*en-toff-thall'-me-ah*) [*ἐντός*, within; *ὀφθαλμία*, a disease of the eyes]. Inflammation of the internal parts of the eyeball.

**Entophyte** (*en'-to-fit*) [*ἐντός*, within; *φυτόν*, a plant]. An internal parasite of vegetable nature; as a schizomycete or bacterium.

**Entoplastic** (*en-to-plas'-tik*) [*ἐντός*, within; *πλάσσειν*, to form]. Same as *Endoplastic*.



**Entoplastron** (*en-to-plas'-tron*) [ἐντός, within; *plastron*, a breastplate: *pl.*, *Entoplastra*]. In biology, the internal clavicular scute, or anterior median piece of the plastron of a chelonian.

**Entoptic** (*en-top'-tik*) [ἐντός, within; ὀπτικός, pertaining to vision]. Pertaining to the internal parts of the eye. **E. Phenomena**, visual phenomena caused by peculiarities or imperfections of the eye itself, such as *muscae volitantes*.

**Entoptoscopic** (*en-top-to-skop'-ik*) [ἐντός, within; ὤψ, eye; σκοπεῖν, to inspect]. Relating to entoptoscopy.

**Entoptoscopy** (*en-top-tos'-ko-pe*) [ἐντός, within; ὤψ, eye; σκοπεῖν, to inspect]. The investigation or observational study of the interior of the eye, or of the shadows within the eye.

**Entorectomy** (*en-tor-ek'-to-me*) [ἐντερον, bowel; ἐκτομή, excision]. Resection of a diseased portion of the bowel.

**Entoretina** (*en-to-ret'-in-ah*) [ἐντός, within; *retina*, retina]. The innermost layer of the retina, itself composed of five layers, and an inner limiting membrane.

**Entorrhagia** (*en-tor-a'-je-ah*) [ἐντός, within; ῥηγνύειν, to burst forth]. Internal hemorrhage.

**Entosternite** (*en-to-ster'-nit*). See *Endosternite*.

**Entosthoblast** (*en-tos'-tho-blást*) [ἐνθόστειν, from within; βλαστός, germ]. The supposed nucleus of a nucleolus.

**Entostosis, or Entosteosis** (*en-tos-to'-sis, -tos-te-o'-sis*) [ἐντός, within; ὀστέον, bone]. An osseous growth within a medullary cavity.

**Entotic** (*en-tot'-ik*) [ἐντός, within; οὖς, ear]. Pertaining to the internal ear. **E. Phenomena**, sounds caused by abnormalities of the auditory mechanism itself.

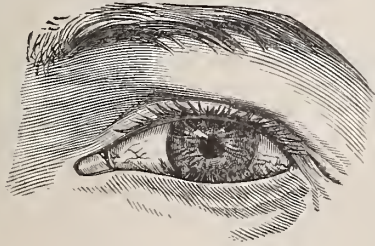
**Entotriceps** (*en-tot'-re-seps*) [ἐντός, within; τρεῖς, three; κεφαλή, head]. The internal head or division of the triceps muscle of the arm.

**Entozoal** (*en-to-zo'-al*) [ἐντός, within; ζῶον, an animal]. Caused by or dependent upon entozoa.

**Entozoön** (*en-to-zo'-on*) [ἐντός, within; ζῶον, an animal: *pl.*, *Entozoa*]. An animal parasite living within another animal.

**Entrails** (*en'-trels*) [M.E., *entraile*]. The bowels and abdominal viscera.

**Entropium** (*en-tro'-pe-um*). See *Entropion*.



ENTROPION.

**Entropion** (*en-tro'-pe-on*) [ἐν, in; τρέπειν, to turn]. Inversion of the eyelid, so that the lashes rub against the globe of the eye, producing inflammation, pannus, etc. It may be cicatricial, organic, or spastic in origin. **E., Superciliary**, the incurvature of the hairs of the eyebrow into the palpebral fissure and against the conjunctiva, causing the same symptoms as are present in ordinary entropion.

**Enucleation** (*e-nu-kle-a'-shun*) [*e*, out of; *nucleus*, a kernel]. The operation of excising or shelling-out from its seat or capsule a tumor, etc. **E. of Eye**, excision of the eyeball from the orbit.

**Enucleator** (*e-nu'-kle-a-tor*) [*e*, out of; *nucleus*, a kernel]. An instrument used in performing enucleation.

**Enuresis** (*en-u-re'-sis*) [ἐνουρέειν, to be incontinent of urine]. Incontinence of urine. A frequent affection of early childhood, due to a variety of pathologic conditions, including the presence of ascarides, phimosis, and vulvitis. **E. nocturna**, involuntary emptying of the bladder during sleep.

**Envelop** (*en'-vel-ōp*) [Fr., *enveloppe*]. An investing membrane, or layer.

**Environment** (*en-vi'-ron-ment*) [Fr. *environner*, to surround]. The totality of influences acting upon the organism from without. See *Evolution, Factors of*.

**Enzoötic** (*en-zo-ot'-ik*) [ἐν, in, or among; ζῶον, animal]. Affecting beasts in a certain district; as an enzoötic disease.

**Enzoöty** (*en-zo'-o-te*) [ἐν, in, among; ζῶον, an animal]. An enzoötic disease.

**Enzyme** (*en'-zim*) [ἐν, in; ζύμη, leaven]. 1. Kühne's name for the soluble ferments. 2. Any ferment formed within the living organism. 3. Any chemic or hydrolytic ferment, as distinguished from organized ferments, such as yeast. Enzymes are most active between 30° and 35° C., and are destroyed by boiling.

**Enzymic** (*en-zi'-mik*) [ἐν, in; ζύμη, leaven]. The nature of an enzyme.

**Enzymosis** (*en-zi-mo'-sis*) [ἐν, in; ζύμη, leaven]. The action of an enzyme.

**Enzymotic** (*en-zi-mot'-ik*) [ἐν, in; ζύμη, leaven]. Pertaining to enzymes.

**Eonosos, or Eonosus** (*e-on'-o-sos, or -sus*) [ἡώς, morning; νόσος, illness]. See *Morning Sickness*.

**Eosin** (*e'-o-sin*) [ἡώς, the dawn],  $C_{20}H_5Br_4O_5$ . Tetra-bromfluorescein; an important dye produced by the action of bromin on fluorescein suspended in glacial acetic acid. It occurs in red or yellowish-red crystals, and is used as a stain in histology. See *Fuchsin*. **E. colors**. See *Pigments, Conspectus of*.

**Eosinophile** (*e-o-sin'-o-fil*) [*eosin* from ἡώς, dawn; φιλεῖν, to love]. In bacteriology and histology, applied to microbes or histologic elements showing a peculiar affinity for eosin-stain.

**Eosinophilous** (*e-o-sin-off'-il-us*) [ἡώς, dawn; φιλεῖν, to love]. Staining readily with eosin. Applied to certain granules in the lymphoid blood-cells that stain with acid anilin-dyes.

**Epactal** (*e-pak'-tal*) [ἐπακτός, brought in]. Inter-calated; supernumerary; Wormian. **E. Cartilages**. See *Cartilage*.

**Epanetus** (*e-pan'-et-us*) [ἐπάνετος, relaxing]. Remittent fever.

**Epanisognathous** (*ep-an-is-og'-na-thus*) [ἐπί, upon; ἄνωσος, unequal; γνάθος, jaw]. In biology, having the upper teeth narrower than the lower ones.

**Epapophysis** (*ep-ap-off'-is-is*) [ἐπί, upon; ἀπόφυσις, apophysis]. A median process placed dorsad of the centrum of a vertebra.

**Eparterial** (*ep-ar-te'-re-al*) [ἐπί, upon; ἀρτηρία, artery]. Situated above an artery.

**Epaxial** (*ep-aks'-e-al*) [ἐπί, on; axes, axis]. Situated or extending over an axis.

**Epencephal** (*ep-en'-sef-al*). See *Epencephalon*.

**Epencephalic** (*ep-en-sef-al'-ik*) [ἐπί, on; ἐγκέφαλος, brain]. Pertaining to the epencephalon.

**Epencephalon** (*ep-en-sef'-al-on*) [ἐπί, on; ἐγκέφαλος, brain]. The after-brain or hind-brain; the cerebellum and pons taken together; or, as some define it, the cerebellum, pons, and oblongata taken together.

**Ependyma** (*e-pen'-dim-ah*) [ἐπένδυμα, an upper garment]. The lining membrane of the cerebral ventricles and of the central canal of the spinal cord; endyma.

**Ependymal** (*e-pen'-dim-al*) [ἐπένδυμα, an upper garment]. Pertaining to the ependyma.

**Ependymitis** (*e-pen-dim-i-tis*) [ἐπένδυσις, an upper garment; *ιτις*, inflammation]. Inflammation of the ependyma.

**Ephebic** (*ep-e-bik*) [ἐφηβικός, belonging to puberty]. Pertaining to youth, adolescence, or puberty.

**Ephelology** (*ep-e-bol'-o-je*) [ἐφηβολος, youth; λόγος, science]. The science of youth, adolescence, and puberty.

**Ephedra** (*ep'-e-drah*) [ἐπί, upon; ἔδρα, a seat]. A genus of gnetaceous plants with four N. American, several S. American, and many other species. See *Teropote*. **E. antisiphilitica**, and **E. trifurca**, of Texas, etc., are used in gonorrhea, urethritis, and leukorrhea, and as vulneraries. **E. andina**, of S. America, and **E. distachia** (or *vulgaris*), **E. equisetina**, **E. flava**, **E. fragilis**, and **E. monostachya**, of the old world, have similar properties.

**Ephedrin** (*ep'-e-drin*) [ἐπί, upon; ἔδρα, a seat]. The active principle of *Ephedra vulgaris*, proposed as a mydriatic by Nagai. It is a cardiac depressant and harmless mydriatic. The dose of the hydrochlorate in collyria gr. ss in  $\frac{3}{4}$  iij distilled water. For instillation gtt. ij-ijj. Unof.

**Ephelis** (*ep'-el-is*) [ἐφήλις; ἐπί, on; ἦλος, wart: *pl.*, *Ephelides*]. A freckle. See *Lentigo*.

**Ephemera** (*ep-em'-er-ah*) [ἐφήμερος, daily]. The name given by old physicians to short and slight febrile attacks occurring in the lying-in period. These fevers were of frequent occurrence, and of slight significance. They indicated a small amount of septic infection. **E. maligna**. See *Anglicus sudor*.

**Ephemeral** (*e-fem'-er-al*) [ἐφήμερος, living a day]. Temporary. Applied to fevers that pass away in a day.

**Ephesis** (*ep'-es-is*) [ἐφεσις, a longing]. A longing; lust.

**Ephialtes** (*ep-e-al'-tez*) [ἐφιάλτης; ἐπί, upon; ἰάλλειν, to leap]. See *Nightmare*.

**Ephidrosis** (*ep-id-ro'-sis*) [ἐπί, upon; ἰδρωσις, sweating]. Perspiration. See *Hyperidrosis*. **E. cruenta**, bloody sweat. See *Hematidrosis*. **E. flava**, yellow sweat. **E. lactea**, white or milky sweat. **E. nigra**, black sweat. **E. tincta**. See *Chromidrosis*. **E. viridis**, greenish sweat.

**Ephippium** (*ep-ip'-e-um*) [ἐφίππιον, saddle-cloth; ἐπί, on; ἵππος, horse: *pl.*, *Ephippia*]. 1. Same as *Sella turcica*. 2. In biology saddle-shaped capsules formed from the carapace of adult cladocera, and containing the winter (or ephippial) eggs.

**Epian** (*ep'-pe-an*) [Fr., a raspberry]. The yaws; frambesia, *q. v.*

**Epiblast** (*ep'-e-blast*) [ἐπί, upon; βλαστός, a sprout]. The external or upper layer of the blastoderm, called, also, the *ectoderm* or *neuro-epidermal layer*, from which is developed the central nervous system and epidermal tissues, including the epithelium of the sense-organs.

**Epiblema** (*ep-e-ble'-mah*) [ἐπί, upon; βάλλειν, to throw; to throw over or to cloak]. In biology, the imperfectly-formed epidermis in submerged plants and on the extremities of growing roots.

**Epibole** (*ep-i-bol'-o-le*). See *Eriboly*.

**Epiboly** (*ep-i-bol'-o-le*) [ἐπί, upon; βάλλειν, to throw]. In biology, a term introduced by Salenka to indicate the enclosure of the large yolk-mass by the overgrowth of cleavage-cells. Cf. *Emboly*.

**Epibranchial** (*ep-e-bran'-ke-al*) [ἐπί, upon; βράγχια, gills]. In biology, applied to various structures; as that portion of the carapace of a crustacean that forms part of the roof of the branchial chamber; the terminal horn of the hyoid bone of a bird, etc.

**Epibulbar** (*ep-e-bul'-bar*) [ἐπί, upon; βολβός, bulbus, bulb]. Situated upon the globe of the eye; as an epibulbar tumor.

**Epicalyx** (*ep-e-ka'-liks*) [ἐπί, upon; κάλυξ, calyx: *pl.*, *Epicalyces*]. In biology, an involucre resembling an exterior or accessory calyx.

**Epicanthis** (*ep-e-kan'-this*) [ἐπικανθίς: *pl.*, *Epicanthides*]. See *Epicanthus*.

**Epicanthus** (*ep-e-kan'-thus*) [ἐπί, on; κανθός, angle of the eye]. A fold of skin passing from the nose to the eyebrow over the inner canthus of the eye.

**Epicardium** (*ep-e-ka'-de-um*) [ἐπί, upon; καρδία, heart]. The visceral layer of the pericardium.

**Epicarp** (*ep'-e-karp*) [ἐπί, upon; καρπός, fruit]. In biology, the outer skin of a fruit.

**Epicele**, **Epicele** (*ep'-i-sel*) [ἐπί, upon; κοιλία, belly]. 1. In biology, applied to such a body-cavity as that of vertebrates or that represented by the atrium of an ascidium. 2. The cephalic portion of the fourth ventricle, constituting the cavity of the epencephalon.

**Epicentral** (*ep-e-sen'-tral*) [ἐπί, upon; κέντρον, center]. In biology, adhering to a vertebral centrum, as some of the scleral spines in the herring.

**Epicerebral** (*ep-e-ser'-e-bral*) [ἐπί, upon; cerebrum, the brain]. Situated over or on the cerebrum; as the epicerebral space between the brain and the pia.

**Epichilium** (*ep-e-kill'-e-um*) [ἐπί, upon; χείλος, lip, brim: *pl.*, *Epichilia*]. In biology, applied to the upper portion of the lip of an orchid.

**Epichorion** (*ep-e-ko'-re-on*) [ἐπί, upon; χόριον, the chorion]. 1. The decidua reflexa. 2. The epidermis.

**Epiclidium** (*ep-e-klid'-e-um*) [ἐπί, upon; κλείδιον, clavicle: *pl.*, *Epiclidia*]. In biology, a separate ossification of the distal end of the clavicle in birds; according to Parker it represents the precoracoid of reptiles.

**Epiclinal** (*ep-e-klil'-nal*) [ἐπί, upon; κλινη, a bed]. In biology, placed upon the receptacle.

**Epicelela** (*ep-e-sel'-le-ah*). See *Epicele*.

**Epicoma**, **Epicomus** or **Epicome** (*e-pik'-o-mah*, *e-pik'-o-mus*, *e-pik'-o-me*) [ἐπί, upon; κόμη, hair]. A parasitic monstrosity having an accessory head united to the principal fetus by the summit.

**Epicondylar** (*ep-e-kon'-dil-ar*) [ἐπί, upon; κόνδυλος, a condyle]. Relating to an epicondyle.

**Epicondyle** (*ep-e-kon'-dil*) [ἐπί, upon; κόνδυλος, a condyle]. 1. Any supracondylar eminence upon a bone, as the humerus. 2. Less correctly, the external condyle of the humerus.

**Epicondylar-cubitalis** (*ep-e-kon'-dil-o-ku-bit-a'-lis*) [ἐπικόνδυλος, an epicondyle; cubitum, the elbow]. The anconeus muscle. See *Muscles*, *Table of*.

**Epicondylar-radialis** (*ep-e-kon'-dil-o-ra-de-a'-lis*) [ἐπικόνδυλος, an epicondyle; radius, the radius]. The supinator brevis muscle. See *Muscles*, *Table of*.

**Epicotyl** (*ep-e-ko'-ti*) [ἐπί, on; κοτυληδών, a cup-shaped hollow (cotyledon)]. In biology, the stem of a young plant between the cotyledons and the lowest true leaves.

**Epicranial** (*ep-e-kra'-ne-al*) [ἐπί, upon; κρανίον, the cranium]. Relating to the epicranium.

**Epicranium** (*ep-e-kra'-ne-um*) [ἐπί, upon; κρανίον, cranium]. The structures covering the cranium.

**Epicrisis** (*ep-e-kri'-sis*) [ἐπικρισις, determination]. The phenomena of disease succeeding the crisis; a secondary crisis.

**Epicrusis** (*ep-e-kru'-sis*) [ἐπί, upon; κρούσις, stroke]. 1. Massage by strokes or blows; percussion; therapeutic scourging.

**Epicyemate** (*ep-e-si-e'-māt*) [ἐπί, upon; κήημα, an embryo]. In embryology, applied to that form of development in which the embryo remains outside and above the yolk-vesicle. It is characteristic of fishes and batrachians.

**Epicyesis** (*ep-e-si-e'-sis*) [ἐπί, over; κνέειν, to be pregnant]. Superfecundation.



**Epicystic** (*ep-e-sis'-tik*) [*ἐπί*, upon; *κύστις*, bladder]. Suprapubic; situated above the urinary bladder.

**Epicystitis** (*ep-e-sis-ti'-tis*) [*ἐπί*, upon; *κύστις*, bladder; *ιτις*, inflammation]. Inflammation of the tissues above the bladder.

**Epicystotomy** (*ep-e-sis-to-to'-me-ah*). Same as *Epicystotomy*.

**Epicystotomy** (*ep-e-sis-to'-o-me*) [*ἐπί*, upon; *κύστις*, a bladder; *τέμνειν*, to cut]. Suprapubic incision of the bladder.

**Epicyte** (*ep'-e-sit*) [*ἐπί*, upon; *κύτος*, cell]. The cell-wall or hyaline cuticle of cells.

**Epidemesis** (*ep-e-dem-e'-sis*) [*ἐπιδήμισις*]. Same as *Epidemia*.

**Epidemia** (*ep-e-de'-me-ah*) [*ἐπιδημία*, an epidemic]. Any epidemic disease, or epidemic of disease. **E. puerorum**. Synonym of *Whooping-cough*.

**Epidemic** (*ep-e-dem'-ik*) [*ἐπί*, upon; *δῆμος*, people]. A term applied to diseases that involve large numbers of persons, or spread over a wide area, in contradistinction to *Endemic*.

**Epidemicity** (*ep-e-dem-is'-it-e*) [*ἐπί*, upon; *δῆμος*, a people]. The quality of being epidemic.

**Epidemiography** (*ep-e-de-me-og'-ra-jé*) [*ἐπιδήμιος*, epidemic; *γράφειν*, to write]. A description of epidemic diseases.

**Epidemiologic** (*ep-e-dem-e-o-loj'-ik*) [*ἐπιδήμιος*, epidemic; *λόγος*, science]. Relating to epidemiology.

**Epidemiology** (*ep-e-dem-e-ol'-o-jé*) [*ἐπιδήμιος*, epidemic; *λόγος*, science]. The science of epidemic diseases.

**Epidemy** (*ep'-e-dem-e*). See *Epidemia*.

**Epiderm** (*ep'-e-derm*). See *Epidermis*.

**Epiderma** (*ep-e-der'-mah*) [*ἐπί*, upon; *δέρμα*, skin; *πλ.*, *Epidermata*]. Any abnormal outgrowth from the epidermis.

**Epidermal** (*ep-e-der'-mal*) [*ἐπί*, upon; *δέρμα*, skin]. Relating to or composed of epiderm.

**Epidermatic, Epidermic** (*ep-e-der-mat'-ik, -der'-mik*) [*ἐπί*, upon; *δέρμα*, skin]. Relating to the epidermis. **E. Method**, a method of administering medicinal substances by applying them to the skin. It is also called *Intradermic method*.

**Epidematoid** (*ep-e-der'-mat-oid*) [*ἐπί*, upon; *δέρμα*, skin; *εἶδος*, likeness]. Resembling the epidermis.

**Epidermic** (*ep-e-der'-mik*). Same as *Epidermatic*. **E. Erythema**. See *Acrodermia*. **E. Globes**. See *Cancer-nests*. **E. Grafting**. See *Reverdin's Operation in Operations*, *Table of*. **E. Pearls**. See *Cell-nests*.

**Epidermidomycosis** (*ep-e-der'-mid-o-mi-ko'-sis*) [*ἐπι-δερμῖς*, epiderm; *μύκης*, fungus]. A disease due to the growth of parasitic fungi upon the skin.

**Epidermin** (*ep-e-der'-min*) [*ἐπί*, upon; *δέρμα*, skin]. A base for ointments prepared by melting one-half ounce of white wax in a warm mortar and triturating with this one-half ounce of powdered gum arabic until a homogeneous paste is obtained. To this is added a boiling mixture of one-half ounce each of water and glycerin and the whole is stirred until cold. Epidermin, thus prepared, is a semi-fluid, creamy substance, which, when exposed to the air in a thin layer, forms a strongly adherent, flexible pellicle or coating. When medicaments are to be added they are always previously rubbed up in glycerin.

**Epidermis** (*ep-e-der'-mis*) [*ἐπί*, upon; *δέρμα*, the skin]. The outer layer of the skin. The scarf-skin, consisting of a layer of horny cells, that protects the true skin. It has neither blood-vessels nor nerve-filaments. **E., Appendages of**, a generic name for the hair, nails, etc., growing from the epiderm.

**Epidermization** (*ep-e-der-miz-a'-shun*) [*ἐπιδερμῖς*, epiderm]. 1. The formation of epiderm. 2. Skin-grafting.

**Epidermolysis** (*ep-e-der-mol'-is-is*) [*ἐπιδερμῖς*, epiderm; *λύσις*, separation]. *Acantolysis bullosa*; *Dermatitis bullosa*; a rare skin-disease in which bullæ form upon the slightest pressure. The disease shows itself in infancy, and occurs especially upon the hands and feet. The lesion begins as a red spot, which is itchy; in two hours a bulla forms, enlarges, and then gradually subsides, drying into a scale. It is most pronounced in summer.

**Epididymal, or Epididymic** (*ep-e-did'-em-al, -im-ik*) [*ἐπί*, upon; *διδυμοί*, the testes]. Relating to the epididymis.

**Epididymis** (*ep-e-did'-im-is*) [*ἐπί*, upon; *διδυμοί*, the testes]. The small body lying above the testes. The superior end is the *globus major*, the inferior, the *globus minor*.

**Epididymitis** (*ep-e-did-im-i'-tis*) [*ἐπιδιδυμῖς*, epididymis; *ιτις*, inflammation]. Inflammation of the epididymis.

**Epidosis** (*e-pid'-o-sis*) [*ἐπίδοσις*]. Enlargement; increase; exacerbation.

**Epidrome** (*e-pid'-ro-me*) [*ἐπιδρομή*, a running upon]. Active, or (more often) passive, congestion.

**Epidural** (*ep-e-dur'-al*) [*ἐπί*, upon; *durus*, hard]. Upon or over the dura. **E. Space**, the space outside the dura mater of the spinal cord and brain.

**Epifolliculitis** (*ep-e-fol-ik-u-li'-tis*) [*ἐπί*, upon; *folliculus*, a follicle; *ιτις*, inflammation]. Inflammation seated about the hair-follicles of the scalp.

**Epigamic** (*ep-e-gam'-ik*) [*ἐπί*, upon; *γάμος*, marriage]. In biology, applied to those bright tints and patterns displayed by many animals during courtship. Cf. *Allepigamic*.

**Epigaster** (*ep-e-gas'-ter*) [*ἐπί*, upon; *γαστήρ*, belly]. The large intestine; hindgut.

**Epigastralgia** (*ep-e-gas-tral'-je-ah*) [*ἐπιγαστριον*, epigastrium; *ἄλγος*, pain]. Pain in the epigastrium.

**Epigastric** (*ep-e-gas'-trik*) [*ἐπί*, upon; *γαστήρ*, belly]. Relating to the epigastrium. **E. Reflex**. See *Reflexes*, *Table of*.

**Epigastrium** (*ep-e-gas'-tre-um*) [*ἐπί*, upon; *γαστήρ*, stomach]. The upper and middle part of the abdominal surface; the epigastric region.

**Epigastrius** (*ep-e-gas'-tre-us*) [*ἐπί*, upon; *γαστήρ*, the stomach]. A form of double-monstrosity, in which one fetus in an undeveloped condition is contained within the epigastric region of the other.

**Epigea, or Epigæa** (*ep-e-je'-ah*) [*ἐπί*, upon; *γῆα*, earth]. A genus of trailing ericaceous plants. **E. repens**, trailing arbutus of N. America, has valuable diuretic properties. See *Trailing Arbutus*.

**Epigeal** (*ep-e-je'-al*) [*ἐπί*, upon; *γῆα*, the earth]. In biology, growing on or out of the ground, or living near the surface of the ground.

**Epigenesis** (*ep-e-jen'-es-is*) [*ἐπί*, upon; *γένεσις*, generation]. In biology, the theory that holds the embryo to be the result of the union of the male and female elements, and the fully formed organism the result of a gradual process of differentiation, in distinction to the theory of encasement, preformation, or evolution, which held the embryo to preëxist enfolded in a minute form within the germ.

**Epigenous** (*e-pij'-en-us*) [*ἐπί*, upon; *γένεσις*, produced]. In biology, growing upon the surface or upper side of a leaf or other part, as many fungi. Cf. *Epiphyllous*.

**Epigeous** (*ep-e-je'-us*) [*ἐπί*, upon; *γῆα*, the earth]. In biology, growing on or near the ground. Same as *Epigeal*.

**Epiglottic** (*ep-e-glot'-ik*) [*ἐπί*, upon; *γλωττις*, glottis]. Relating to the epiglottis.

**Epiglottiditis** (*ep-e-glot-id-i'-tis*) [*ἐπιγλωττις*, epiglottis; *ιτις*, inflammation]. Inflammation of the epiglottis.

**Epiglottis** (*ep-e-glot'-is*) [*ἐπί*, upon; *γλωττίς*, glottis]. A thin fibro-cartilaginous valve that aids in preventing food and drink from passing into the larynx.

**Epiglottitis** (*ep-e-glot'-it'-is*). See *Epiglottiditis*.

**Epignathous** (*e-pig'-na-thus*) [*ἐπί*, upon; *γνάθος*, jaw]. In biology, hook-billed; applied to birds in which the upper half of the beak overreaches the under half and is deflected over it.

**Epignathus** (*e-pig'-na-thus*) [*ἐπί*, upon; *γνάθος*, jaw]. A twin monstrosity in which the parasite is united to the superior maxillary bone of the autostite.

**Epigonium** (*ep-e-go'-ne-um*) [*ἐπί*, upon; *γονή*, seed]. In biology, the old archegonium in mosses and *Hepatica*, after the capsule has developed.

**Epigynous** (*e-pij'-in-us*) [*ἐπί*, upon; *γυνή*, a woman]. In biology, growing upon the ovary.

**Epiphipp Fever** (*ep-e-hip'-ik*) [*ἐπί*, upon; *ἵππος*, horse]. See *Fever*.

**Epilation** (*ep-il-a'-shun*) [*ε*, out of; *pilus*, a hair]. The extraction of hair.

**Epilatorium** (*e-pil-at-o'-re-um*) [L.]. An application for permanently removing hair.

**Epilatory** (*e-pil'-at-o-re*) [*ε*, out of; *pilus*, a hair]. 1. Extracting the hairs; depilatory. 2. An epilatorium.

**Epilemma** (*ep-e-lem'-ah*) [*ἐπί*, upon; *λέμμα*, husk; *pl*, *Epilemmata*]. The neurilemma of very small branches or funiculi of nerve-filaments.

**Epilepsia** (*ep-e-lep'-se-ah*). See *Epilepsy*. **E. cursiva**. See *Epilepsy, Accelerative*. **E. gravis**. See *Grand mal*. **E. larvata**. See *Epilepsy, Masked*. **E. mitis**. See *Petit mal*. **E. saltatoria**. Synonym of *Chorea*. **E. vertiginosa**, *Petit mal*, *q. v.*

**Epilepsy** (*ep'-il-ep-se*) [*ἐπιληψία*, a laying hold of]. A nervous affection characterized by sudden loss of consciousness and power of coordination of motion with tonic and clonic convulsions, the paroxysms lasting but a short time. This form of the disease is the "true" affection, the *haut mal* or *grand mal* of the French. The *petit mal* (*abortive epilepsy, epileptic vertigo*) is less severe, and may consist of only a slight loss of consciousness, with retained coordination of motion. The so-called *epileptiform seizure* is a localized convulsion without loss of consciousness. See *Epilepsy, Jacksonian*. An epileptic seizure is often introduced by an *aura*, a peculiar sensation preceding the spasmodic seizure, which is quickly followed by the characteristic *epileptic cry*. The origin of the epileptic attack is in all probability a powerful discharge of energy from the cortical cerebral cells. The disease is most common in females, and is influenced by heredity and age; it is rare for it to occur after forty years of age. Traumatism and severe mental strain may act as exciting causes. **E., Accelerative, Epilepsia cursiva**; epilepsy in which the patient runs before falling down in a fit. **E., Acute Infantile**, a name given to the eclampsia of infants. **E., Cardiac**, paroxysmal tachycardia. **E., Cortical**. See *E., Jacksonian*. **E., Focal**. See *E., Jacksonian*. **E., Jacksonian**, spasmodic contractions in certain groups of muscles due to local disease of the cortex, always confined to one-half of the body and with retention of consciousness. **E., Masked, E. larvata**, the less severe form of true epilepsy, in which the patient does not fall. **E., Partial, E., Jacksonian, q. v.** **E., Peripheral**. Same as *E., Jacksonian*. **E., Pleural**. See *Pleural*. **E., Proconvulsive**, there is propulsion of the body in some special direction. **E., Reflex**, due to some reflex neurosis. **E. of the Retina**, a temporary anemia of the retina occasionally observed during an epileptiform seizure. **E., Saturnine**, epileptiform convulsions due to lead-poisoning. **E., Sensory, Thalamic epilep-**

*sy*; a form of epilepsy in which sensory disturbances predominate; it is believed to be due to a lesion of the optic thalamus. **E., Spinal**, paroxysms of clonic spasm in the lower extremities sometimes observed in the course of spastic paraplegia. **E., Symptomatic**. See *E., Jacksonian*. **E., Thalamic**. See *E., Sensory*. **E., Toxic**, that induced by toxic substances in the blood.

**Epileptic** (*ep-il-ep'-tik*) [*ἐπιληψία*, a laying hold of]. Pertaining to or like epilepsy. Also one affected with epilepsy. **E. Aura**. See *Aura*. **E. Cry**, the vocal sound or cry in epilepsy, from laryngeal spasm. **E. Equivalents**, instead of the convulsive attacks in epilepsy there may from time to time be transient psychic disturbances that consist in states of either excitement or depression. These are the so-called *epileptic equivalents*. **E. Hemiplegia**, sometimes follows the fit, especially after unilateral convulsions. **E. Interval**, the period of time between the epileptic paroxysms. During this period there are in the majority of cases, if not in all, some abnormal manifestations, as disorders in the cardiac rhythm, irregularity in the pupils, and cerebral disorders. **E. Mania**, slight maniacal tendencies following or taking the place of the fit. **E. Seizure**. See *Epilepsy*. **E. State**, a state of profound and sometimes comatose depression, with frequently recurring epileptic attacks, often speedily fatal. **E. Vertigo**, giddiness is a common sensation of epilepsy, but is erroneously applied to attacks of minor epilepsy.

**Epilepticism** (*ep-il-ep'-tis-izm*) [*ἐπιληψία*, a laying hold of]. The epileptic state, or status epilepticus.

**Epileptiform** (*ep-il-ep'-tif-orm*) [*ἐπιληψία*, a laying hold of; *forma*, form]. Resembling epilepsy in the symptoms. **E. Tic**, a variety of facial neuralgia accompanied by spasmodic movements of the face. This occurs in the degenerative period of life, and especially in those who present a decided family history of insanity.

**Epileptiginous** (*ep-il-ep'-tij'-in-us*). Same as *Epileptogenous*.

**Epileptogenous** (*ep-il-ep'-toj'-en-us*) [*ἐπιληψία*, epilepsy; *γεννάν*, to produce]. Producing epilepsy. **E. Zone**, Brown-Séquard's term for that portion of the skin of the face and neck of guinea-pigs which, if irritated after section of the spinal cord near the twelfth dorsal vertebra, will give rise in a short time to epileptiform convulsions.

**Epileptoid** (*ep-il-ep'-toid*) [*ἐπιληψία*, a laying hold of; *εἶδος*, likeness]. 1. Resembling epilepsy. 2. A person subject to various nervous attacks of the general nature of epilepsy.

**Epilobium** (*ep-il-o'-be-um*) [*ἐπί*, upon; *λοβός*, a pod, a lobe]. A genus of herbs including the *willow-herb*, a demulcent, tonic, and astringent drug.

**Epilose** (*ep'-il-ös*) [*ε*, priv.; *pilosus*, hairy]. Without hair; bald.

**Epilymph** (*ep'-e-limf*) [*ἐπί*, upon; *lymph*, water]. The fluid between the bony and the membranous labyrinth.

**Epimerite** (*ep-e-me'-rit*) [*ἐπί*, upon; *μηρός*, thigh]. In biology, an anterior, deciduous, proboscis-like, prehensile organ, attached to the protomerite or anterior segment of a septate gregarine.

**Epimeron** (*ep-e-me'-ron*) [*ἐπί*, upon; *μηρός*, thigh]. In biology, one of the lateral pieces helping to form the pleuron, or a part of the segment of an arthropod, often giving attachment to the legs.

**Epimylis** (*e-pim'-il-is*) [*ἐπί*, over; *μύλη*, millstone]. The patella.

**Epinasty** (*ep'-e-nas-te*) [*ἐπί*, upon; *ναστός*, pressed close]. In biology, curvature produced by excessive growth on the upper side of an extended organ.



**Epinephritis** (*ep-e-nef-ri'-tis*) [*ἐπί*, upon; *νεφρός*, kidney; *itis*]. Inflammation of a supra-renal capsule.

**Epineural** (*ep-e-nu'-ral*) [*ἐπί*, upon; *νεῦρον*, a nerve]. In biology, applied to structures attached to a neural arch.

**Epineurium** (*ep-e-nu'-re-um*) [*ἐπί*, upon; *νεῦρον*, a nerve]. The nerve-sheath, or sheath of any of the larger fascicles of nerve-tissue.

**Epinyctis** (*ep-in-ik'-tis*) [*ἐπί*, upon; *νύξ*, night]. A pustule appearing or becoming worse at night.

**Epipticon** (*ep-e-op'-tik-on*) [*ἐπί*, upon; *ὀπτικός*, of seeing]. In biology, a ganglionic swelling in the optic nerve of insects (Hickson).

**Epiotic** (*ep-e-ot'-ik*) [*ἐπί*, above; *ὄς*, ear]. Situated above or on the cartilage of the ear.

**Epipastic** (*ep-e-pas'-tik*) [*ἐπιπάσσειν*, to sprinkle]. Designed to be sprinkled upon some surface; sprinkled with some substance; applied to plasters sprinkled with some agent, as cantharides, used as a vesicant.

**Epipedometer** (*ep-e-pe-dom'-et-er*) [*ἐπιπιδόν*, surface; *μέτρον*, measure]. An instrument for use in measuring various complex deformities of the body.

**Epipetalous** (*ep-e-pe'-tal-us*) [*ἐπί*, upon; *πέταλον*, leaf or petal]. In biology, applied to stamens or other structures when borne upon the petals.

**Epipharynx** (*ep-e-far'-inks*) [*ἐπί*, upon; *φάρυγξ*, pharynx]. In biology, the median projection on the internal surface of the upper lip of an insect.

**Epiphenomenon** (*ep-e-fe-nom'-en-on*) [*ἐπί*, on; *φαινόμενον*, phenomenon; *pl.*, *Epiphenomena*]. An exceptional sequence or unusual complication arising in the course of a disease.

**Epiphora** (*e-pif'-or-ah*) [*ἐπιφορά*; *ἐπί*, upon; *φέρειν*, to bear]. A habitual or persistent overflow of tears, due to over-secretion or impeded outflow through the normal channels of excretion. Lachrymation, *q. v.*

**Epiphyllous** (*ep-e-fil'-us*) [*ἐπί*, upon; *φύλλον*, a leaf]. In biology, borne on a leaf, as certain fungi. Cf. *Epigenous*.

**Epiphyseal, or Epiphysial** (*ep-e-fiz'-e-al*) [*ἐπί*, upon; *φύειν*, to grow]. Relating to or of the nature of an epiphysis.

**Epiphyseitis** (*ep-e-fiz-e-i'-tis*) [*ἐπίφσυσις*, an epiphysis; *itis*, inflammation]. Inflammation of an epiphysis, or of the epiphyseal part of a bone.

**Epiphysis** (*e-pif'-is-is*) [*ἐπί*, upon; *φύειν*, to grow]. A process of bone attached for a time to another bone by cartilage, but in most cases soon becoming consolidated with the principal bone. **E. cerebri**, the pineal gland.

**Epiphysitis** (*e-pif-is-i'-tis*). See *Epiphyseitis*.

**Epiphyte** (*ep'-e-fit*) [*ἐπί*, upon; *φύτον*, a plant]. In biology, a plant growing on another plant, but not nourished by it; also, a parasitic plant living upon another plant; also, a plant parasitic upon an animal.

**Epiplasm** (*ep'-e-plazm*) [*ἐπί*, upon; *πλάσμα*, plasma]. In the sporangium of many fungi, a part of the protoplasm remaining after formation of the spores.

**Epiplastron** (*ep-e-plas'-tron*) [*ἐπί*, upon; *F.*, *plastron*, a breastplate]. In biology, one of the two anterior lateral plates of the plastron of a turtle; probably the homologue of the clavicle of other vertebrates.

**Epiplerosis** (*ep-e-ple-ro'-sis*) [*ἐπί*, upon; *πλήρωσις*, filling]. Engorgement; repletion; distention.

**Epipleura** (*ep-e-plu'-rah*) [*ἐπί*, upon; *πλευρά*, a rib]. In biology, variously used to designate a structure superposed upon a rib, as the spines of certain fishes, the hooked processes or splint-bones passing from rib to rib in birds, or the inflexed outer border of a beetle's elytrum.

**Epiplexus** (*ep-e-pleks'-us*) [*ἐπί*, upon; *plexus*, a network]. The choroid plexus of the epicle.

**Epiplocele** (*e-pip'-lo-sel*) [*ἐπίπλοον*, caul; *κήλη*, hernia]. Omental hernia.

**Epiploenteroceles** (*e-pip-lo-en-ter'-o-sel*) [*ἐπίπλοον*, caul; *έντερον*, intestine; *κήλη*, hernia]. A hernia containing both omentum and intestine.

**Epiploenteroöschocele** (*ep-ip-lo-en-ter-o-os'-ke-o-sel*) [*ἐπίπλοον*, caul; *έντερον*, intestine; *ὄσχεον*, scrotum; *κήλη*, hernia]. Intestinal and omental hernia into the scrotum.

**Epiploic** (*ep-ip-lo'-ik*) [*ἐπίπλοον*, caul]. Relating or belonging to the epiploön.

**Epiploischiocele** (*ep-ip-lois'-ke-o-sel*) [*ἐπίπλοον*, caul; *ischion*, hip; *κήλη*, hernia]. Omental hernia through the sciatic notch or foramen.

**Epiploitis** (*e-pip-lo-i'-tis*) [*ἐπίπλοον*, caul; *itis*, inflammation]. Inflammation of the omentum; omental peritonitis.

**Epiplomerocoele** (*ep-ip-lo-mer'-o-sel*) [*ἐπίπλοον*, caul; *μηρός*, thigh; *κήλη*, hernia]. Femoral hernia containing omentum.

**Epiplophalocoele** (*ep-ip-lom-fal'-o-sel*) [*ἐπίπλοον*, caul; *ὀμφαλός*, navel; *κήλη*, hernia]. Umbilical hernia with protruding omentum.

**Epiploön** (*e-pip'-lo-on*) [*ἐπί*, upon; *διπλῶς*, double; *pl.*, *Epiploa*]. The great omentum. **E.**, **Gastrocolic**, the great omentum. **E.**, **Gastro-hepatic**, the lesser omentum.

**Epiploschocele** (*ep-ip-los'-ke-o-sel*) [*ἐπίπλοον*, caul; *ὄσχεον*, scrotum; *κήλη*, hernia]. Omental hernia descending into the scrotum.

**Epipodite** (*e-pip'-o-dit*) [*ἐπί*, upon; *πούς* (ποδ-), foot]. A third appendage of the limb of a crustacean, articulating with the coxopodite, and passing into the branchial chamber; it is also called the *flabellum*.

**Epipodium** (*ep-e-po'-de-um*) [*ἐπί*, upon; *πούς* (ποδ-), foot]. In biology, one of the lateral appendages of the foot in certain molluscs, as the wing-like structures of pteropods.

**Epipsyche** (*ep-is-i'-ke*) [*ἐπί*, after; *ψυχή*, soul]. Applied by Haeckel to the oblongata proper.

**Epipteric** (*ep-ip-ter'-ik*) [*ἐπί*, upon; *πτερόν*, a wing]. Situated over the alisphenoid. **E. Bone**. See *Bone*.

**Epipteros** (*e-pip'-ter-us*) [*ἐπί*, upon; *πτερόν*, a wing]. In biology, winged at the top; applied to seeds.

**Epirrhiuous** (*ep-e-ri'-zus*) [*ἐπί*, upon; *ρίζα*, root]. In biology, growing upon roots.

**Episcleral** (*ep-e-skle'-ral*) [*ἐπί*, upon; *σκληρός*, hard, sclerotic]. Situated on the outside of the sclerotic coat.

**Episcleritis** (*ep-e-skle-ri'-tis*) [*ἐπί*, upon; *σκληρός*, hard; *itis*, inflammation]. A localized inflammation of the subconjunctival tissues.

**Episeio-** (*ep-is'-e-o-*). For words thus beginning, see *Episio-*.

**Episeioncus** (*ep-e-si-ong'-kus*) [*ἐπίσειον*, pubes; *ὄγκος*, a mass]. A tumor in the pubic region, or of the labia.

**Episeitis** (*ep-is-e-i'-tis*). See *Episioitis*.

**Episematic** (*ep-e-sem-at'-ik*) [*ἐπί*, upon; *σημα*, a sign]. In biology, applied to that form of mimetic coloration which serves as a signal of recognition to other individuals and thus enables them to escape; as the white tail of the rabbit. (Poulton.)

**Episiocele** (*ep-e-si'-o-sel*) [*ἐπίσειον*, pubes; *κήλη*, hernia]. Pudendal hernia; vulvar protrusion.

**Episioclisia** (*ep-e-si-o-kliis'-e-ah*) [*ἐπίσειον*, pubes; *κλείσις*, locking, closure]. Surgical closure of the vulva.

**Episiohematoma** (*ep-e-si-o-hem-at-o'-mah*) [*ἐπίσειον*, pubes; *αἷμα*, blood; *ὄμα*, tumor; *pl.*, *Episiohematoma*]. Hematoma of the vulva or pudenda.

**Episioitis** (*ep-e-si-o-i'-tis*) [*ἐπίσειον*, pubes; *ιτις*, inflammation]. Inflammation of the pudenda.

**Episioplasty** (*ep-e-si'-o-plas-te*) [*ἐπίσειον*, pubes; *πλάσσειν*, to form]. A plastic operation upon the pubic region, or on the vulva.

**Episiorrhagia** (*ep-e-si-or-a'-je-ah*) [*ἐπίσειον*, the pubes; *ῥηγνύναι*, to break forth]. Hemorrhage from the vulva.

**Episiorrhaphy** (*ep-e-si-or'-a-fe*) [*ἐπίσειον*, pubes; *ῥαφή*, seam]. An operation for the cure of prolapsed uterus or procidentia uteri.

**Episiotenosis** (*ep-e-si-o-ste-no'-sis*) [*ἐπίσειον*, pubes; *στενός*, narrow]. Contraction or narrowing of the vulva, whether surgical or pathologic.

**Episiotomy** (*ep-is-e-ol'-o-me*) [*ἐπίσειον*, vulva; *τομή*, section]. Incision through the vulva in childbirth, to prevent rupture of the perineum and to facilitate labor.

**Epispadias** (*ep-e-spád'-e-as*) [*ἐπί*, above; *σπάειν*, to pierce]. Abnormal opening of the urethra upon the upper part of the penis, either on the dorsum or on the glans.

**Epispasis** (*e-pis'-pas-is*) [*ἐπί*, upon; *σπάσις*, a drawing]. An eruption or skin-affection due to medical treatment; a drug-exanthem.

**Epispastic** (*ep-e-spas'-tiké*) [*ἐπί*, upon; *σπάσις*, a drawing]. 1. Rubefacient, or vesicatory. 2. A vesicatory or substance producing a blister.

**Episperm** (*ep'-e-spermi*) [*ἐπί*, upon; *σπέρμα*, seed]. In biology, the outer seed-coat, also called the testa.

**Episplenitis** (*ep-e-splen-i'-tis*) [*ἐπί*, upon; *σπλήν*, spleen; *ιτις*, inflammation]. Inflammation of the fibrous coat of the spleen.

**Epistasis** (*e-pis'-tas-is*) [*ἐπί*, upon; *ἵστασθαι*, to stand]. A scum or film of substance floating on the surface of urine.

**Epistaxis** (*ep-is-taks'-is*) [*ἐπιστάζειν*, to distil]. Hemorrhage from the nose.

**Episternite** (*ep-e-ster'-nit*) [*ἐπί*, upon; *στέρνον*, breast-bone]. In biology, applied to the lateral pieces of the segment of an arthropod; a pleurite; specifically one of the valves of the ovipositor in orthopterous insects.

**Episternum** (*ep-e-ster'-num*) [*ἐπί*, upon; *στέρνον*, breast-bone]. In biology, variously applied to designate a part above or anterior to the sternum; as the presternum of a mammal, the epiplastron of a turtle, or the anterior of the three pieces of the pleuron of an insect.

**Epistoma** (*e-pis'-to-mah*) [*ἐπί*, upon; *στόμα*, mouth]. In biology, variously used to designate some part placed above, or anterior to the mouth, as the osseous portion of the metope or facies of a macrurous crustacean, that lies immediately in front of the oral aperture.

**Epistrophe** (*e-pis'-tro-fe*) [*ἐπί*, upon; *στρέφειν*, to turn]. In biology, applied to the arrangement assumed by chlorophyll-grains under the influence of light, on those surfaces of the cell-wall that are at right angles to the plane of incident light.

**Epistropheus** (*ep-is-tro'-fe-us*, *e-pis'-tro-phūs*) [*ἐπιστροφεύς*]. A synonym of the axis, or second cervical vertebra.

**Epithalline** (*ep-e-thal'-in*) [*ἐπί*, upon; *θαλλός*, a branch]. In biology, growing upon the thallus.

**Epitheca** (*ep-e-the'-kah*) [*ἐπί*, upon; *θήκη*, a case]. In biology, a secondary calcareous investment or tegumentary secretion surrounding the theca of certain corals.

**Epithecium** (*ep-e-the'-se-um*) [*ἐπί*, upon; *θήκη*, a case]. In biology, the surface of the fruiting-disc in certain lichens and fungi.

**Epithelial** (*ep-e-the'-le-al*) [*ἐπί*, upon; *θηλή*, a nipple]. Pertaining to epithelium; made up of the elements of epithelium. **E. Pearls**. See *Pearls*.

**Epithelice** (*ep-e-the'-le-sel*) [*ἐπί*, upon; *θηλή*, a nipple; *cella*, a cell]. An epithelial cell.

**Epithelioid** (*ep-e-the'-le-oid*) [*ἐπί*, upon; *θηλή*, nipple; *είδος*, likeness]. Resembling epithelium.

**Epithelioma** (*ep-e-the-le-ol'-mah*) [*ἐπί*, upon; *θηλή*, nipple; *δμα*, a tumor; *pl.*, *Epitheliomata*]. Carcinoma involving skin or mucous membrane. **E. molluscum**. Synonym of *Molluscum contagiosum*.

**Epithelium** (*ep-e-the'-le-um*) [*ἐπί*, upon; *θηλή*, nipple]. The cuticle or cellular-structure of mucous surfaces, and also of the skin of the body. **E. chrotale**, the ectoderm. **E., Ciliated**, a form in which the cells bear vibratile filaments or cilia at their free extremities. **E., Columnar**, distinguished by prismatic-shaped or columnar cells. **E., Nucleated**, consisting of circular or hexagonal cells, each containing a nucleus.



**E., Pavement**, or **Cuboidal**, cubical or polygonal cells covering the surface like the stones of a pavement. **E., Squamous**, the cells have been reduced to flattened, scaly plates. **E., Stratified**, the cells are arranged in distinct layers. **E., Tessellated**. Same as *E., Pavement*. **E., Transitional**, intermediate between simple and stratified.

**Epithem** (*ep'-ith-em*) [*ἐπιθήμα*, a poultice; *pl.*, *Epithemata*]. Any local application; as a compress, fomentation, lotion, or poultice; from this definition some writers exclude salves, plasters, and ointments.

**Epithema** (*ep-ith-el'-mah*). See *Epithem*.

**Epithesis** (*e-pith'-es-is*) [*ἐπιτιθέναι*, to lay on]. The surgical correction of deformed or crooked limbs.

**Epithyme** (*ep'-ith-im*) [*ἐπί*, upon; *θύμος*, thyme]. The European plant, *Cuscuta epithymum*, so called as growing parasitically upon thyme; it is said to be useful in melancholy, jaundice, and constipation.

**Epithymia** (*ep-e-thi'-me-ah*) [*ἐπιθύμια*, longing]. Any natural longing or desire; a yearning.

**Epitrichium** (*ep-e-trik'-e-um*) [*ἐπί*, upon; *τρίχων*, hair]. A superficial cellular layer of epidermis, found in embryonic and fetal life.

**Epitrochlea** (*ep-e-trok'-le-ah*) [*ἐπί*, upon; *τροχίlea*, a pulley]. The internal condyle of the humerus.

**Epixylous** (*e-piks'-il-us*) [*ἐπί*, upon; *ξύλον*, wood]. In biology, applied to fungi or other plants that grow upon wood.

**Epizoicide** (*ep-e-zo'-is-id*) [*ἐπί*, upon; *ζῶον*, an animal; *καῖναι*, to kill]. A drug or preparation that destroys external parasites.



- Epizoön** (*ep-e-zo'-on*) [*ἐπί*, upon; *ζῷον*, an animal; *pl.*, *Epizoa*]. An animal living as a parasite upon another; an external parasite, as distinguished from an *Entozoön*.
- Epizootic** (*ep-e-zo-ot'-ik*) [*ἐπί*, upon; *ζῷον*, animal].  
1. Affecting the lower animals epidemically. 2. A contagious, or generally prevalent disease affecting animals.
- Epizooty** (*ep-e-zo'-o-te*) [*ἐπί*, upon; *ζῷον*, animal]. An epizootic disease.
- Eponychium** (*ep-o-nik'-e-un*) [*ἐπί*, upon; *ὄνυξ*, finger-nail]. A horny condition of the epidermis from the second to the eighth month of fetal life, indicating the position of the future nail.
- Eponym** (*ep'-o-nim*) [*ἐπώνυμος*, named after a person]. A term derived from the name of a person. See *Table of Eponymic Diseases*, under *Disease*.
- Epoophorectomy** (*ep-o-o-for-ek'-to-me*) [*ἐπωφόρον*, epoophoron; *ἐκτομή*, excision]. Surgical removal of the epoophoron.
- Epoophoron** (*ep-o-off'-or-on*) [*ἐπί*, upon; *ᾠοφόρος*, laying eggs]. Same as *Parovarium*.
- Epostoma** (*ep-os-to'-mah*) [*ἐπί*, upon; *ὀστέον*, bone]. An exostosis.
- Epsilon-bacillus**. See *Bacteria, Synonymatic Table of*.
- Epsom Salts** (*ep'-sum*). See *Magnesium*.
- Epstein's Dressing**. A method of dressing the umbilical cord. It consists of the ordinary linen quadrangular belly-plastron with a central cap-like receptacle for the umbilical stump.
- Epulis** (*ep-u'-lis*) [*ἐπί*, upon; *οὐλα*, the gums]. A hard, fibrous tumor of the alveolar processes of the jaws.
- Epuosis** (*ep-u-lo'-sis*) [*ἐπωλῶσις*; *ἐπί*, upon; *οὐλή*, scar]. Cicatrization; a cicatrix.
- Epulotic** (*ep-u-lo'-ik*) [*ἐπί*, upon; *οὐλή*, scar]. 1. Promoting epulosis or cicatrization. 2. A remedy or application that promotes the healing of wounds or sores.
- Equation** (*e-kwa'-zhun*) [*æquare*, to make equal]. In chemistry, a collection of symbols so arranged as to indicate that if the bodies represented by the symbols be brought together a chemie reaction will take place.
- E., Personal**, an allowance for individual peculiarity or error in an observer's work, in order to render it approximately accurate.
- Equator** (*e-kwa'-tor*) [*æquare*, to make equal]. An imaginary circle surrounding a sphere. **E. of a cell**, the boundary of the plane through which division takes place. **E. of the eye**, the *æquator oculi*; the boundary of the transverse and central vertical plane of the eye. **E. of a Lens**, the angular edge at the meeting of the anterior and posterior surfaces of the lens.
- Equatorial** (*e-kwa-tor'-e-al*) [*æquare*, to make equal]. Pertaining or belonging to an equator. **E. Plate**. See *Karyokinesis* and *Plate*.
- Equilibration** (*e-que-lib-ra'-shun*) [*æquilibrare*, to balance equally]. Equipoise; even balance.
- Equilibrism** (*e-quill'-ib-ri-zm*) [*æquilibris*, evenly balanced]. The opinion that every voluntary act may be counteracted by an opposing inhibitory volition.
- Equilibrium** (*e-kwe-lib'-re-um*) [*æquus*, equal; *libro*, balance]. An even balancing of a body or condition.
- E., Stable**, when, after slight disturbance, the body will return to its original condition or position. **E., Unstable**, when it will not so return.
- Equination** (*e-kwin-a'-shun*) [*equinus*, of a horse]. 1. Inoculation with the virus of equine smallpox. 2. Inoculation with the virus of equinia.
- Equinia** (*e-kwin'-e-ah*) [*æquus*, a horse]. Glanders. Farcy. A contagious, specific disease, with both local and general symptoms, derived from the horse or ass. It affects chiefly the skin, mucous membranes and lymphatics, and begins with a purulent nasal discharge, the respiratory, ocular and oral membranes being further successively involved. It is of microbic origin. See *Bacillus mallei*, in *Bacteria, Synonymatic Table of*.
- Equinist** (*ek'-kwin-ist*) [*æquus*, a horse]. One who believes in the equine origin of a disease, *e. g.*, of tetanus.
- Equipollent** (*e-kwip'-o-len*) [*æquus*, equal; *pollere*, to be strong]. Of equal power or efficiency; said, for example, of opposing muscles, or of parents in their influence upon offspring.
- Equisetum** (*ek'-wis-e'-tum*) [*æquus*, a horse; *sæta*, bristle]. A genus of cryptogamous plants; the horse-tails, or scouring rushes. **E. hiemah** and **E. palustre**, of Europe and N. America, are reputed to be effective and harmless diuretics.
- Equitant** (*ek'-wit-ant*) [*equitare*, to ride]. In biology, literally, riding. Applied to leaves, like those of the iris, which are vertical and folded lengthwise, so that each leaf, toward the base, overlaps or straddles the next; also applied to the longitudinally folded antennæ of certain insects.
- Equivalence, Equivalency** (*e-kwiv'-al-ens*, *e-quiv'-al-ens*) [*æquus*, equal; *valere*, to be worth]. Equality of valence or saturating-power.' See *Valence*. In chemistry, the property possessed by an element or radical of combining with another element or radical or of replacing it in a compound body in definite and unalterable proportions. It is sometimes used as synonymous with *valence* or *quantivalence*.
- Equivalent** (*e-kwiv'-al-ent*) [*æquus*, equal; *valere*, to be worth]. Of equal valency. **E. Focus**. See *Focus*.
- Equivocal** (*e-kwiv'-o-kal*) [*æquus*, equal; *vox*, sound]. Of doubtful significance, as equivocal symptoms.
- Eradication** (*e-rad-ik-a'-shun*) [*e*, out; *radicare*, to root]. Complete or thorough removal.
- Eradiculose** (*e-rad-ik'-u-lös*) [*e*, priv.; *radicula*, a rootlet]. In biology, destitute of rootlets or rhizoids.
- Erasene** (*er'-a-shun*) [*eradere*, to scratch out; from the power of erasing grease-spots]. A trade-name for California abietene. See *Abietene*.
- Erasion** (*e-ra'-shun*) [*e*, out; *radere*, to scrape]. The act of scraping or cureting.
- Erb's Point**. See *Point*. **E. Reaction of degeneration**. Deviation from the normal formula of muscular response\* to galvanism. **E. "Upper-arm type"** of palsy. A myotrophy characterized by paralysis of the deltoid and often of the supraspinatus and infraspinatus, the biceps, brachialis anticus, and the supinators. See *Diseases, Table of*.
- Erbium** (*ur'-be-um*) [L.]. A rare element; symbol *Er*. See *Elements, Table of*.
- Erdmann's Test**. See *Tests, Table of*.
- Erdmann and Uslar's Test**. See *Tests, Table of*.
- Erect** (*e-rekt'*) [*erectus*, set up]. Upright; in the state of erection. **E. Posture**. See *Postures, Table of*.
- Erecthites** (*e-rek'-thit'-töz*) [*ἐρεχθίτης*, groundsel]. A genus of composite plants. **E. hieracifolia**. Fireweed; a coarse composite-flowered plant common in waste-lands in N. America; it is astringent and tonic. Unof.
- Erectile** (*e-rek'-til*) [*erigere*, to set up]. Pertaining to or possessing the characteristic stiffening, rigidity, or erection. **E. Glossitis**. See *Glossitis, Parenchymatous*. **E. Tissue**, that which is capable of erection; consisting of a network of expansile capillaries that under stimulus becomes engorged with blood.
- Erection** (*e-rek'-shun*) [*erigere*, to set up]. The condition of temporary and functional fulness and firmness of the penis, clitoris, etc., due to sexual excitement, friction, etc., the mechanism consisting in an overfilling of the blood-vessels with inhibition of the

- return circulation. **E.-center.** See *Center*. **E., Persistent.** Synonym of *Priapism*, *q. v.*
- Erectopatent** (*e-rek-to-pat'-ten*) [*erectus*, erect; *patens*, spreading]. In biology, intermediate between erect and spreading, as the fore-wings of a butterfly in repose.
- Erector** (*e-rek'-tor*) [*erigere*, to erect]. Any muscle, the function of which it is to erect or elevate a part. See *Muscles*, *Table of*. **E. pili**, the unstriped muscular fibers causing the erection of the hair and the phenomenon called *goose-flesh* or *goose-skin*.
- Eremacausis** (*er-em-ak-aw'-sis*) [*ἕρεμα*, slowly; *καῦσις*, burning]. Slow oxidation or gradual decay, without combustion.
- Eremoblast** (*er-el'-mo-blast*) [*ἐρημός*, solitary; *βλαστός*, a germ, sprout]. A unicellular plant.
- Eremophobia** (*er-em-o-fol'-be-ah*) [*ἐρημός*, desolate; *φόβος*, fear]. The same as *Agoraphobia*, *q. v.*
- Erethin** (*er'-e-thin*) [*ἐρεθίζω*, to irritate]. The name given by Klebs to that constituent of tuberculin which occasions fever.
- Erethism** (*er'-e-thizm*), **Erethismus** (*er-e-this'-mus*) [*ἐρεθισμός*, irritation]. An abnormal heightening of nervous irritability. **E. ebriosorum.** Synonym of *Delirium tremens*. **E. hydrophobia.** Synonym of *Hydrophobia*. **E. tropicus.** See *Insolation*.
- Erethismal** (*er-e-thiz'-mal*) [*ἐρεθισμός*, irritation]. Of the nature of an erethism.
- Erethismic** (*er-e-this'-mik*), or **Erethistic** (*er-e-this'-tik*) [*ἐρεθισμός*, irritation]. Relating to, or affected with, erethism.
- Erg** [*ἔργον*, work]. See *Electric Units*.
- Ergasiomania** (*ur-gas-e-o-ma'-ne-ah*) [*ἐργασία*, work; *μανία*, madness]. Mania for performing operations.
- Ergasiophobia** (*ur-gas-e-o-fol'-be-ah*) [*ἐργασία*, work; *φόβος*, fear]. Timidity in operating. A dread of operations.
- Ergogenesis** (*ur-go-jen'-es-is*) [*ἔργον*, work; *γένεσις*, production]. Same as *Ergogeny*.
- Ergogenetic** (*ur-go-gen-et'-ik*) [*ἔργον*, work; *γένεσις*, production]. Of the nature of, or pertaining to, ergogeny.
- Ergogeny** (*ur-goj'-en-e*) [*ἔργον*, work; *γένεσις*, production]. In biology, the energy, both potential and kinetic, involved in the adaptive processes of living organisms; it includes both *kinetogeny* and *statogeny* (Ryder).
- Ergograph** (*ur'-go-graf*) [*ἔργον*, work; *γράφειν*, to write]. A recording ergometer. An instrument for recording the extent of movement produced by a contracting muscle, or the amount of work it is capable of doing.
- Ergometer** (*ur-gom'-et-er*) [*ἔργον*, work; *μέτρον*, measure]. A variety of dynamometer.
- Ergostat** (*ur'-go-stat*) [*ἔργον*, work; *ἰσθάναι*, to stand]. An apparatus for testing muscular strength.
- Ergot**, or **Ergota** (*ur'-got*, or *ur-go'-tak*) [Fr., *ergot*, a spur: *gen.*, *Ergotæ*]. 1. In farriery, the horny stub below the pastern joint, hidden by the fetlock of the horse. 2. The hippocampus minor. 3. A fungus, *Claviceps purpurea*, parasitic upon rye. It contains *sphaelinic acid*, *ergotinic acid*, and *cornutin*, to which its properties are due. It is a powerful excito-motor, hemostatic, and gastro-intestinal irritant, but is used most frequently to promote uterine contraction in childbirth. It is valuable internally in amenorrhea and atonic spermatorrhea; topically in gonorrhea, conjunctivitis and inflammations of mucous membranes. Its effects are most prompt by hypodermatic injection. Dose gr. x-3j. **E., Ext., Fld.**, prepared with dilute hydrochloric acid, alcohol, and water. Dose 3 ss-ij. **E., Ext., Liquid** (B. P.).
- Dose  $\text{m}_x$ -xxx. **E., Ext.,—Ergotin.** Dose gr. ij-xx, hypodermatically gr. 1/4-v. **E., Infus.** (B. P.). Dose 3 j-ij. **Injectio Ergotinæ Hypodermica** (B. P.), ergotin 1, camphor-water, 2. Dose subcutaneously  $\text{m}_{ij}$ -x. **E., Tinctura** (B. P.). Dose  $\text{m}_x$ -3j. **E., Vinum**, 15 per cent. Dose 3j-3j. **Sclerotinic Acid**, thought to be identical with ergotinic acid.
- Ergotin** (*ur'-go-tin*) [Fr., *ergot*, a spur]. 1. A precipitate or extract prepared from the tincture of *Secale cereale*; it is an emmenagogue, and parturient. Dose 1/15 to 1/2 grain, repeated as may be needed. Unof. The name is applied in commerce to many different preparations of ergot; often to the *extractum ergotæ*, U. S. P. 2.  $\text{C}_{50}\text{H}_{52}\text{N}_2\text{O}_5$ . An amorphous, brown alkaloid found in ergot. It is probably the same as ecobolin.
- Ergotinoin** (*ur'-got'-in-in*) [Fr., *ergot*, a spur],  $\text{C}_{35}\text{H}_{40}\text{N}_2\text{O}_6$ . An alkaloid from ergot of rye, occurring in white needles; it is effective in hemorrhage, in erysipelas, and in certain brain-affections. For hypodermatic injection, 1/5 to 1/15 gr. is used, dissolved in lactic acid and water.
- Ergotism** (*ur'-got-izm*) [Fr., *ergot*, a spur]. The constitutional effects of overdoses of ergot or of the persistent use of food containing ergot. These are manifested by severe cramps, chiefly in the muscles of the leg, ending in tonic contraction of these muscles—the *spasmodic* form; and secondly by gangrene of the extremities—the *gangrenous* form. The symptoms may be acute or chronic. See *Pellagra*.
- Ergotol** (*ur'-got-ol*) [Fr., *ergot*, a spur]. A proprietary liquid preparation of ergot, recommended for hypodermatic injection.
- Ergten** (*erg'-ten*) [*ἔργον*, work]. See *Electric Units*.
- Erianthous** (*er-e-an'-thus*) [*ἐριον*, wool; *ἄθος*, flower]. In biology, woolly-flowered.
- Erichsen's Disease.** See *Diseases*, *Eponymic Table of*.
- E. Operation.** See *Operations*, *Table of*.
- Ericolin** (*er-ik'-o-lin*) [*ἐρείκην*, heath],  $\text{C}_{34}\text{H}_{56}\text{O}_{21}$ . A substance found in *Uva ursi*. It is an amorphous, yellowish glucosid with a bitter taste, yielding with diluted acids sugar and an essential oil—*ursone*.
- Erigeron** (*er-ij'-er-on*) [*ἔριγερων*, groundsel: *gen.*, *Erigerontis*]. Fleabane. The plant *E. canadense*, having physiologic actions like those of oil of turpentine, but less irritant. It is efficient as a hemostatic in menorrhagia. **E. bellidifolium** and **E. philadelphicum** afford similar oils, and have the same properties. **E., Ol.**, the essential volatile oil of erigeron. Dose  $\text{m}_x$ -3 ss. Unof.
- Eringo** (*er-ing'-o*). See *Eryngo*.
- Eridictyon** (*er-e-o-dik'-te-on*) [*ἐριον*, wool; *δικτυον*, a net]. Yerba Santa or Mountain-balm. The leaves of *E. glutinosum*, a shrub of California, an excellent expectorant, and valuable as an excipient for quinin, the taste of which it largely conceals. It is useful in bronchial affections. **E., Ext. Fld.** Dose  $\text{m}_{xv}$ -3j. **E., Ext.** Dose gr. ij-x. **E. tomentosum** and **E. angustifolium** have the same uses. The latter are unofficial.
- Eriophorous** (*er-e-off'-or-us*) [*ἐριον*, wool; *φέρειν*, to bear]. In biology, wool-bearing.
- Eriophyllous** (*er-e-off'-il-us*) [*ἐριον*, wool; *φυλλόν*, a leaf]. In biology, woolly-leaved.
- Erlangen Blue.** Same as *Berlin Blue*.
- Erlau Green.** Same as *Bremen Green*.
- Erlicki's Fluid.** A hardening-fluid used especially for tissues of the central nervous system. It consists of potassium bichromate, 2.5 parts; cupric sulphate, 0.5 parts; water, 100 parts.
- Erodent** (*e-ro'-dent*) [*e*, out; *rodere*, to gnaw]. 1. Cautic; causing erosion. 2. A caustic application or agent.



**Erogenic**, or **Erogenous** (*er-o-jen'-ik* or *er-oj'-en-us*) [*ἔρος*, love; γενῆναι, to produce]. Producing or stimulating the sexual appetite.

**Eromania** (*er-o-ma'-ne-ah*). See *Erotomania*.

**Erose** (*e-rōs'*) [*erodere*, to gnaw off]. In biology, irregularly toothed, as if gnawed.

**Erosion** (*e-ro'-zhun*) [*erosio*; *erodere*, to eat out]. Disintegration of tissue by mechanical, chemic, or morbid action. **E. of the Cervix**, an ulcerated condition of the neck of the womb resulting from chronic endometritis. It is also called *ulceration* or *granular degeneration of the cervix*.

**Erostrate** (*e-ro'-strāt*) [*ε*, priv; *rostrum*, a beak]. In biology, not beaked.

**Erotia** (*e-ro'-she-ah*) [L.]. A genus of composite-flowered plants. **E. lanata**, white sage or winter-fat; a composite-flowered forage-plant of the Western U. S.; valued locally in intermittent fevers. Unof.

**Erotic** (*er-ol'-ik*) [*ἔρος*, love]. Pertaining to the sexual passion.

**Eroticism** (*er-ol'-is-izm*) [*ἔρος*, love]. An erotic disposition; erotic display; tendency to erotomania.

**Eroticomania** (*er-o-tik-o-ma'-ne-ah*) [*ἔρωτικός*, loving; *μανία*, madness]. Same as *Erotomania*.

**Eroticism** (*er-ol'-o-sizm*). Same as *Erotomania*, *q. v.*

**Erotomania** (*er-o-t-o-ma'-ne-ah*) [*ἔρος*, love; *μανία*, madness]. Morbid, abnormal exaggeration of love generally; more limited to the imaginative than to the carnal aspect of the sentiment; insanely-perverted sexual feeling. See *Nymphomania* and *Satyriasis*. **E. personalis**. Synonym of *Satyriasis* and of *Nymphomania*.

**Erotomaniac** (*er-o-t-o-ma'-ne-ah*) [*ἔρως*, love; *μανία*, madness]. A patient who is afflicted with erotomania.

**Erratic** (*er-at'-ik*) [*erraticus*, wandering]. Moving about from place to place; irregular; strange or unusual; eccentric, peculiar.

**Errhine** (*er'-in*) [*ἔν*, in; *ῥίς*, the nose]. 1. Causing discharges from the nose. 2. A medicine that, applied to the mucous membrane of the nose, increases nasal secretions. A sternutatory.

**Error** (*er'-or*) [L., "wandering"]. Displacement or perversion in any function; aberration, mental or optic.

**Erskine's Method**. See *Treatment, Methods of*.

**Erbescence** (*er-u-bes'-ens*) [*erubescencia*, blushing]. Redness of the skin.

**Eruca** (*er-oo'-kah*) [L., a caterpillar; a colewort]. A genus of cruciferous plants. **E. sativa**, the garden rocket, an herb of Asia and Europe, used as a salad. It is a stimulant and diuretic, and is considered to be aphrodisiac and galactagogue. Unof.

**Erucic Acid** (*er-oo'-sik*). See *Acid*.

**Eruciform** (*er-oo'-sif-orm*) [*eruca*, a caterpillar; *forma*, form]. In biology, said of larvæ, spores, etc., that are shaped like a caterpillar.

**Erucivorous** (*er-u-siv'-or-us*) [*eruca*, a caterpillar; *vorare*, to eat]. In biology, applied to birds and other animals that feed upon caterpillars.

**Eruclation** (*e-ruk-ta'-shun*) [*eructare*, to belch]. Belching.

**Erugation** (*er-oo-ga'-shun*) [*erugatio*; *e*, out; *ruga*, wrinkle]. The removal of wrinkles.

**Erugatory** (*er-oo'-gat-or-e*) [*e*, out; *ruga*, a wrinkle]. 1. Tending to remove wrinkles. 2. A remedy for wrinkles.

**Erugineous** (*er-oo-jin'-e-us*). Same as *Eruginous*.

**Eruginose** (*er-oo'-jin-ōs*). Same as *Eruginous*.

**Eruginous** (*er-oo'-jin-us*) [*eruginosus*; *erugo*, rust]. Having the nature or the color of verdigris.

**Erumpent** (*e-rum'-pent*) [*erumpere*, to break out]. In biology, applied to parts or organs that appear as if bursting out.

**Eruption** (*e-rup'-shun*) [*erumpere*, to burst out]. A bursting forth of any kind or from any part, but applied especially to the chief symptom of certain skin-diseases, consisting in pimples, vesicles, rash, etc.; the breaking forth of a tooth from the gum.

**Eruptive** (*e-rup'-tiv*) [*erumpere*, to burst out]. Attended by an eruption, as an eruptive fever.

**Erythrocyte** (*er-ūth'-ro-sit*). Incorrect form of *Erythrocyte*, *q. v.*

**Eryngo** (*er-ing'-go*) [*ῥύγγη*, a thistle]. Any plant of the umbelliferous genus *Eryngium*, especially **E. campestre** and **E. maritimum** of Europe. These plants, with others of the genus, were formerly made into sweetmeats, and were regarded as polychrest remedies, but were especially prized as aphrodisiacs. Unof.

**Erysipelas** (*er-is-ip'-el-as*) [*ἐρυθρός*, red; *πέλλα*, skin]. An acute, specific, constitutional febrile disease, with a peculiar redness and inflammation of the skin and subcutaneous tissue, generally of the face. It is due to streptococci. The period of incubation varies from a few hours to three or four days. The symptoms are an initial chill or rigor, malaise, high temperature, vomiting or nausea, and the characteristic rash, with a well-defined margin, upon the skin. It may terminate fatally. Albumin may appear in the urine. At the conclusion of the attack desquamation takes place, either branny or in flakes. The development of erysipelas is favored by filth, over-crowding, and defective ventilation. One attack rather predisposes to subsequent attacks. **E. carbunculosum**. Synonym of *Anthrax*. **E. malignum internum**, an acute, suppurative, rapidly spreading inflammation of cellular tissue beginning in the pelvis after parturition. It is one form of puerperal fever. It is usually rapidly fatal. Antisepsis properly applied at the time of delivery will prevent its occurrence. **E. migrans**, wandering erysipelas. **E. phlegmonodes**, a form of erysipelas in which there is pus-formation, with marked constitutional symptoms. **E., Recurrent, pseudo-erysipelas**, a frequent disease in strumous children, but occurring also in adults, and especially in women. It is entirely confined to the face, especially around the nose and upper lip, and is unattended with marked constitutional symptoms. It is not amenable to treatment, and is very prone to recur. **E. simplex**, the ordinary facial form of erysipelas. **E. suffusum**. Synonym of *Erythema*. **E., Wandering**, a chronic or sub-chronic form in which the process successively disappears from one part of the body to appear at another part.

**Erysipelatous** (*er-is-ip-el'-at-us*) [*ἐρυθρός*, red; *πέλλα*, skin]. Of the nature of or affected with erysipelas.

**Erysipeloid** (*er-is-ip-el'-oid*) [*ἐρυθρός*, red; *πέλλα*, skin; *εἶδος*, likeness]. A peculiar affection of the palms of the hands or soles of the feet, characterized by zones of violaceous-red eruption with burning and itching; it is due to wound-infection.

**Erythanthema** (*er-ith-an'-the-mah*) [*ἐρυθρός*, red; *ἄθημα*, a flowing]. A skin-disease marked by redness. The term is variously applied by some to denote an eruptive disease depending upon vaso-motor, or other nervous disorder. It is used to designate a class of cutaneous efflorescences that have in common a basis of erythema.

**Erythema** (*er-ith-e'-mah*) [*Ἐρίθημα*, a blush]. Rose rash: a redness of the skin that may be made to disappear temporarily by pressure. **E. ab igne**, a form of *E. hyperemicum* produced by the constant irritation of artificial heat. It occurs as rings and gyrate patterns on the front of the legs, and is of a deep-red color, gradually becoming browner in tint. This pig-

mentation is permanent. **E. annulare**, a form of *E. multiforme* in which the lesions shrink and desquamate at the center, but continue to extend at the periphery by a raised margin. It is also called *E. circinatum*. These rings may wander over the entire body, intersecting each other and forming elaborate figures with crescentic edges (*E. gyratum*). Occasionally new rings develop concentrically around older ones. The forms and varieties of color produced give rise to the name *E. iris*. **E. bullosum**. See *E. vesiculosum*. **E. circinatum**. See *E. annulare*. **E. congestivum**, *E. hyperæmicum*; a mere congestion of the skin; the simplest form of erythema. Swelling is absent or insignificant in the congested areas, and the tint of redness varies from the brightest red to a rosy or purple hue. **E. endemicum**. See *Pellagra*. **E., Epidemic**. See *Acrodynia*. **E. exudativum**, an acute or sub-acute non-contagious, inflammatory skin-disease, characterized by the development of symmetrically distributed, raised erythematous patches, usually discrete, varying greatly in form and size, accompanied by slight transudation of blood or by copious hemorrhage into the skin, occasionally terminating as vesicles or blebs, and specially liable to relapse. This may be attended with constitutional rheumatic symptoms. **E. figuratum**, is marked by efflorescence in gyrate lines. **E. fugax**, a variety of *E. hyperæmicum*; it consists in a transitory redness of a patchy character, suddenly appearing on the face and trunk of young individuals and gradually disappearing in a few minutes or hours. It is frequently associated with indigestion, worms, etc. **E. furfuracea**. Synonym of *Pityriasis rosea*. **E. gangrænosum**, a term applied to spontaneous patches of superficial gangrene or ulceration seen chiefly in hysterical women. They are undoubtedly self-induced, and are asymmetric, usually on the left side, and in easily accessible positions. **E. gyratum**. See *E. annulare*. **E. hyperæmicum**. See *E. congestivum*. **E. induratum**, a variety of *E. exudativum* attacking the calf, or the leg immediately below, more frequently than the front of the legs. It occurs either in diffuse, ill-defined patches or in nodules, bright-red at first but gradually assuming a violet hue. The nodules may be superficial or deep, a quarter of an inch to an inch or more in diameter, and may be slowly absorbed, or necrose and slough out, leaving a very indolent ulcer. The condition is most common in strumous individuals. **E. intertrigo**, *intertrigo*; *eczema intertrigo*; a chronic form of *E. hyperæmicum* resulting from pressure or the rubbing together of folds of skin. It is common in infants and fat adults. **E. iris**, *Herpes iris*. See *E. annulare*. **E. keratodes**, a diffuse condition of tylosis of the palms and soles. **E. leve**, a common skin-affection, a variety of *E. hyperæmicum*, likely to appear upon the tense skin of dropsical parts. It may go on to dermatitis and sloughing. **E. marginatum**, an infrequent variety of *E. multiforme*, which generally begins as a flat disc a quarter or half an inch in diameter, and very rapidly enlarges at the periphery, subsiding *pari passu* in the center. It joins similar adjacent lesions, and in a few days traverses the circumference of a limb, or a large area on the trunk, leaving a fawn-colored pigmentation that slowly disappears. **E. multiforme**, *E. polymorphe*; a variety of *E. exudativum*, common in young adults of either sex, and appearing especially in spring and autumn. The eruption first appears almost invariably on the backs of the hands and feet thence spreading to the forearms and legs. In severe cases the trunk and face, and even the mucous membranes may be affected. The lesions consist of flat or slightly convex papules, sharply defined, deep-red or

purplish in color, varying in size from a pin's head up, partially disappearing on pressure. This is the commonest form (*E. papulatum*). If the papules coalesce to form larger lesions the condition is described as *E. tuberculatum*. **E. nodosum**, *dermatitis contusiformis*; a further development of *E. tuberculatum*. Multiple (seldom more than a dozen) raised, rosy patches, round or oval in the direction of the limb, from one-half to three inches in diameter, suddenly develop along both tibiae, and often along the ulnar side of the forearms. They are exquisitely tender, tense and shining. The condition chiefly occurs in children and delicate young women. See *Bacillus of Demme* under *Bacteria*, *Synonymatic Table of*. **E. papulatum**. See *E. multiforme*. **E. paratrimma**, the erythema that appears over a bony prominence, etc., immediately before the formation of a bed-sore. It is a variety of *E. hyperæmicum*. **E. pellagrosus**. A synonym of *Pellagra*. **E. pernio**. See *Pernio*. **E. polymorphe**. See *E. multiforme*. **E. purpuricum**, *Purpura thrombotica*; a variety of erythema resembling *Peliosis rheumatica*, but characterized by its erythematous appearance and the absence of alteration by pressure. It is attended with no general symptoms, or with slight pains in some of the joints, or with edema of the legs. **E. roseola**, a variety of *E. hyperæmicum*; it consists in the development of congestive patches of a delicate rose-color, scarcely raised above the surface of the skin, varying in size from a split-pea to a fingernail, and either diffused over the whole surface of the body or in figured groups. It is common in young children in association with digestive troubles. Its different stages have been called *Roseola infantilis*, *æstivalis*, *autumnalis*, *annulata*, but these terms are not now generally used. **E. scarlatiniforme**, a variety of *E. hyperæmicum*; it appears as a vivid, punctiform eruption, sharply defined in places, attended with high temperature, often seen after injuries or surgical operations. It is followed by furfuraceous desquamation. **E. scarlatiniforme desquamativum**, a more pronounced form of *E. scarlatiniforme*, with a greater tendency to be diffuse instead of punctiform, of longer duration, and with a great liability to recur at certain seasons. The mucous membranes are often involved and desquamation occurs in large flakes. **E. simplex**, a variety of *E. hyperæmicum*; characterized by a congestive redness of moderate intensity. It appears as diffuse or circumscribed, variously-sized lesions, which are usually not raised above the integument. It may be idiopathic or symptomatic; and if the latter, brought about by a great number of external irritants, including heat and cold, etc. **E. solare**, *E. simplex* due to the heat of the sun. **E. tuberculatum**. See *E. multiforme*. **E. tuberosum**. Same as *E. tuberculatum*. **E. urticans**, the early or pink stage of the urticarial wheal. It is a variety of *E. hyperæmicum*. **E. vesiculosum**, the occurrence of vesication in the progress of *E. multiforme*. If the blebs are large the condition is termed *E. bullosum*.

**Erythematosus** (*er-ith-em'-at-us*) [*ἐρυθμα*, a blush]. Of the nature of erythema.

**Erythemoid** (*er-ith-em'-oid*), **Erythematoid** (*er-ith-em'-at-oid*) [*ἐρυθμα*, erythema; *ειδος*, resemblance]. Resembling erythema.

**Erythrasma** (*er-ith-raz'-mah*) [*ἐρυθρῶς*, red]. A rare disease of the skin, always attacking the axillæ or inguinal regions, or the nates. It forms reddish or brownish, sharply defined, slightly raised, desquamating patches, that cause no itching or inconvenience. It is due to the microorganism, *Microsporon minutissimum*, and is readily curable.



**Erythremelalgia** (*er-ith-rem-el-al'-je-ah*). See *Erythromelalgia*.

**Erythremia** (*er-ith-re'-me-ah*) [*ἐρυθρός*, red; *αἷμα*, blood]. 1. The normal condition of the arterial blood. 2. Arterial blood in the veins.

**Erythrin** (*er'-ith-rin*) [*ἐρυθρός*, red],  $C_{20}H_{22}O_{10}$ . An ether-like derivative of orsellinic acid. It occurs in the lichen *Rocella fusciformis*, and is extracted from it by means of milk of lime. It crystallizes with  $1\frac{1}{2}$  molecules of water and is soluble with difficulty in hot water. Exposure to the air causes it to assume a red color.

**Erythrina** (*er-ith-ri'-nah*) [*ἐρυθρός*, red]. A genus of leguminous trees, shrubs and herbs, of some 25 species, three or more of which grow in the U. S. **E. coral-lodendron**, coral tree of tropical America, is sedative, hypnotic, diuretic, purgative, vermifuge and pectoral. Other species have similar properties. Unof.

**Erythrine** (*er'-ith-rin*) [*ἐρυθρός*, red]. Red.

**Erythrism** (*er'-ith-rizm*) [*ἐρυθρός*, red]. In biology, applied to conditions of dichromatism in which the normal colors of the integument are affected by an excess of red pigment, as often shown in the plumage of a bird.

**Erythrite** (*er'-ith-rit*). See *Erythrol*.

**Erythroblast** (*er-ith'-ro-blast*) [*ἐρυθρός*, red; *βλαστός*, germ]. A rudimentary red blood-corpuscle.

**Erythrocarpus** (*er-ith'-ro-kar'-pus*) [*ἐρυθρός*, red; *καρπός*, fruit]. In biology, red-fruited.

**Erythrochloropia** (*er-ith'-ro-klo-ro'-pe-ah*) [*ἐρυθρός*, red; *χλωρός*, green; *ὤψ*, eye]. A form of subnormal color-perception in which green and red are the only colors correctly distinguished.

**Erythrochloropy** (*er-ith'-ro-klor'-o-pe*) [*ἐρυθρός*, red; *χλωρός*, green]. Ability to distinguish red and green colors only.

**Erythrocrucorin** (*er-ith'-ro-kru'-or-in*) [*ἐρυθρός*, red; *crucor*, blood]. Same as *Hemoglobin*.

**Erythrocyte** (*er-ith'-ro-sit*) [*ἐρυθρός*, red; *κύτος*, cell]. A red blood-corpuscle.

**Erythrocytosis** (*er-ith'-ro-si-to'-sis*) [*ἐρυθρός*, red; *κύτος*, cell]. The formation of red blood-corpuscles.

**Erythrodermia** (*er-ith'-ro-der'-me-ah*) [*ἐρυθρός*, red; *δέρμα*, skin]. Abnormal redness of the skin.

**Erythrodermatitis** (*er-ith'-ro-der-mi'-tis*) [*ἐρυθρός*, red; *δέρμα*, skin; *ιτις*, inflammation]. A chromoder-matosis characterized by erythema and superficial dermatitis.

**Erythrodextrin** (*er-ith'-ro-deks'-trin*) [*ἐρυθρός*, red; *dexter*, right]. A dextrin formed by the action of saliva on starch. It yields a red color with iodine.

**Erythrogen** (*er-ith'-ro-jen*) [*ἐρυθρός*, red; *γεννᾶν*, to produce]. A green substance that has been found in unhealthy bile, and which (apparently without good reason) has been regarded as "the base of the coloring-matter of the blood."

**Erythroglin** (*er-ith-ro-glu'-sin*). See *Erythrol*.

**Erythrogranulose** (*er-ith-ro-gran'-u-lös*) [*ἐρυθρός*, red; *granulum*, a little grain]. A granular substance, found in starch-grains, coloring red with iodine.

**Erythroid** (*er-ith-roid*) [*ἐρυθρός*, red; *εἶδος*, resemblance]. Reddish; of a red color.

**Erythrol** (*er'-ith-rol*) [*ἐρυθρός*, red],  $C_4H_{10}O_4$ . Also called *Erythroglin*, *Erythrite* or *Phycite*. A principle which exists as erythrin (orsellinate of erythrite) in many lichens and some algae. It forms large quadratic crystals that dissolve readily in water, with difficulty in alcohol, and are insoluble in ether. It is a poly-hydric alcohol with a sweet taste melting at  $126^\circ$  C. and boiling at  $330^\circ$  C.

**Erythrolein** (*er-ith-ro'-le-in*) [*ἐρυθρός*, red; *oleum*, oil],  $C_{26}H_{22}O_4$ . A fatty liquid compound contained in

litmus. It is soluble in alcohol, ether, and alkalies, and in dyeing yields a purple color.

**Erythrolitmin** (*er-ith-ro-lit'-min*) [*ἐρυθρός*, red; *Dan.*, *lac*, lac; *moes*, pulp],  $C_{26}H_{33}O_{13}$ . A red coloring-matter obtained from litmus; it is crystalline and soluble in alcohol.

**Erythromelalgia** (*er-ith-ro mel-al'-je-ah*) [*ἐρυθρός*, red; *μέλος*, limb; *ἀλγος*, pain]. Red neuralgia; terminal neuritis. A variety of chronic dermatalgia characterized by burning and then aching pain of a part, usually one or more extremities, intensified by warmth and accompanied by flushing and local fever.

**Erythrophage** (*er-ith'-ro-fāj*) [*ἐρυθρός*, red; *φαγεῖν*, to eat]. Any one of the phagocytic cells which, lying about a hemorrhagic area, take up the pigment of the blood or even red-corpuscles. They are remarkable for their brilliant color (red to golden).

**Erythrophlein** (*er-ith-rof'-le-in*) [*ἐρυθρός*, red; *φλοιός*, bark]. A poisonous alkaloid from Casca bark.

**Erythrophleum** (*er-ith-ro-flé'-um*). See *Casca Bark*.

**Erythrophobe** (*er-ith'-ro-fób*) [*ἐρυθρός*, red; *φοβεῖν*, to fear]. One fearing or disliking red colors.

**Erythrophobia** (*er-ith-ro-fó'-be-ah*) [*ἐρυθρός*, red; *φόβος*, fear]. Morbid intolerance of red colors: sometimes observed after operations for cataract.

**Erythrophyl** (*er-ith'-ro-fil*) [*ἐρυθρός*, red; *φύλλον*, leaf]. In biology, a red coloring-matter found in autumn leaves, ripe fruits, etc. It is also called *Phyl-lerithrin* and *Phyterythrin*.

**Erythropia** (*er-ith-ro'-pe-ah*) [*ἐρυθρός*, red; *ὤψ*, vision]. A condition in which objects appear as if colored red.

**Erythroptia** (*er-ith-ropt'-se-ah*) [*ἐρυθρός*, red; *ὤψ*, vision]. An abnormality of vision in which all objects appear red; red vision; it has been observed in alcoholic ataxia with optic atrophy, after subcutaneous injections of strychnin.

**Erythropsin** (*er-ith-ro'-sin*) [*ἐρυθρός*, red; *ὤψ*, vision]. An organic substance of the retina. In the presence of light it is believed to form different combinations, constituting color-perception. It is called *visual purple* and *Rhodopsin*, *q. v.*

**Erythrorhetin** (*er-ith-ro-ret'-in*) [*ἐρυθρός*, red; *ῥετίνη*, resin],  $C_{38}H_{36}O_{14}$ . The red resin of rhubarb.

**Erythrose** (*er'-ith-rös*) [*ἐρυθρός*, red],  $C_4H_8O_4$ . Tetrose. A substance derived from erythrol. It is probably a mixture of an aldose and a ketose. It is next to the lowest glucose. See *Carbohydrates*, *Table of*.

**Erythrosin** (*er'-ith-ro-sin*) [*ἐρυθρός*, red],  $C_{30}H_{18}N_2O_6$ . A compound produced by the action of  $HNO_3$  on tyrosin. It is used as a coloring-matter. See *Pigments*, *Conspectus of*.

**Erythrosis** (*er-ith-ro'-sis*) [*ἐρυθρός*, red]. Arterial plethora, or the redness of the skin due to it.

**Erythroxylin** (*er-ith-roks'-il-in*) [*ἐρυθρός*, red; *ξύλον*, wood]. A precipitate from the tincture of *Erythroxylon coca*. It is a nervine and stimulant. Dose  $\frac{1}{4}$  to 1 grain. Unof.

**Erythroxylon** (*er-ith-roks'-il-on*) [*ἐρυθρός*, red; *ξύλον*, wood; *gen.*, *Erythroxylī*]. Coca, Cuca. The leaves of *E. coca*, a shrub indigenous to the Andes. (Not to be confounded with *cocoa*.) It contains an alkaloid, *Cocain*,  $C_{17}H_{21}NO_4$ , *q. v.*, to which its properties are mainly due. It is an aromatic tonic and cerebral stimulant, developing a remarkable power of enduring hunger and fatigue. Large doses cause hallucinations. Its effects are similar to those of coffee, but are more intense. It is much used by the natives for sustenance during long journeys. The leaves, smoked, are beneficial in hay-fever. **E. coca** (B. P.). Dose gr. ij-xv. **E.**, *Ext.*, *Fld.* Dose  $\frac{3}{4}$  ss-ij. **Extractum Cocæ Liquid** (B. P.). Dose  $\frac{3}{4}$  ss-ij. Wines and elixirs of coca are numerous.

**Erythruria** (*er-ith-ru'-re-ah*) [*ἐρυθρός*, red; *οὔρον*, urine]. The passage of reddish urine. Hematuria.

**Esbach's Test.** See *Tests, Table of*.

**Eschar** (*es'-kar*) [*ἔσχαρα*, a scab]. The slough or scab following cauterization, burns, etc.

**Escharodermatitis** (*es-kar-o-der-mi'-tis*) [*ἔσχαρα*, a scab; *δέρμα*, skin; *ιτις*, inflammation]. A skin-inflammation marked by the formation of eschars.

**Escharosis** (*es-kar-o'-sis*) [*ἔσχαρωσις*]. The formation of an eschar; escharotic action.

**Escharotic** (*es-kar-o'-ik*) [*ἔσχαρωτικός*]. 1. Caustic; productive of a slough or scab. 2. A substance that, applied to the skin, produces an eschar. A caustic.

**Eschel Blue.** See *Smalts*.

**Escherich, Bacillus of.** See *Bacteria, Synonymatic Table of*.

**Eschka's Test.** See *Tests, Table of*.

**Eschomelia** (*es-ko-me'-le-ah*) [*ἔσχατος*, worst; *μέλος*, a limb]. A monstrosity in which there is a defective limb.

**Eschricht's Yellow Canals.** See *Canals*.

**Eschrolalia** (*es-kro-la'-le-ah*) [*αἰσχρός*, shameful; *λαλία*, speech]. Same as *Coprolalia*.

**Eschromythesis** (*es-kro-mi'-the'-sis*) [*αἰσχρός*, base; *μυθίζω*, to utter]. The utterance of obscene language by delirious or insane patients.

**Eschscholtzia** (*esh-sholtz'-e-ah*) [after *Eschscholtz*, a German zoölogist]. A genus of papaveraceous herbs.

**E. californica**, California Poppy, a plant growing in California, is recommended as an excellent and harmless soporific and analgesic. Dose of the fluid extract, ℥xv-xxx. Unof.

**Esculapian** (*es-ku-la'-pe-an*) [*Æsculapius*, the god of medicine]. 1. Medical; pertaining to medicine. 2. A physician.

**Esculetin** (*es-ku-le'-tin*) [*Æsculus*, the Italian oak],  $C_9H_6O_4$ . A substance present in the bark of the horse-chestnut, partly free, and partly as the glucosid *esculin*, from which it is prepared by decomposition with acids or ferments. It crystallizes with a molecule of water in fine needles or leaflets.

**Esculin** (*es-ku'-lin*) [*Æsculus*, the Italian oak],  $C_{15}H_{16}O_9$ . A glucosid contained in the bark of the horse-chestnut, *Æsculus hippocastanum*. It crystallizes in fine needles with  $1\frac{1}{2} H_2O$ , and melts when anhydrous at 205 C.; it is soluble with difficulty in water and alcohol.

**Eserin** (*es'-er-in*) [*Esere*, native name of the plant or bean],  $C_{15}H_{21}N_3O_2$ . A poisonous alkaloid derived from *Physostigma*, *q. v.* It is chiefly used to produce myosis, to lessen intra-ocular tension, etc.

**Esiphonal** (*e-si'-fun-al*) [*e*, priv.; *σίφων*, a tube]. Having no siphons, as certain shells; asiphonate.

**Esmarch's Bandage, or Apparatus.** An elastic rubber bandage used upon a limb to be amputated, in order to drive the blood out of it by the pressure of progressive application of turns about the limb toward the trunk.

**E.'s Operation.** See *Operations, Table of*.

**E.'s Paste**, a caustic paste composed of one part each of white arsenic and sulphate of morphin, eight parts of calomel, and forty-eight of gum arabic.

**E.'s Tubes**, test-tubes lined by a thin layer of gelatin for culture-purposes.

**Esmarching** (*es'-mark-ing*) [after *Esmarch*, a German surgeon]. The application of the Esmarch bandage, so as to drive the blood out of a part or member.

**Esocolitis** (*es-o-ko-li'-tis*) [*ἔσω*, within; *κόλον*, colon]. Inflammation of the mucous membrane of the colon; dysentery.

**Esoderm** (*es'-o-derm*) [*ἔσω*, within; *δέρμα*, skin]. In biology, the delicate membrane forming the ental surface of the integuments of insects.

**Esodic** (*e-sod'-ik*) [*ἔς*, into; *ὁδός*, way]. Afferent or centripetal; conveying impressions toward the central nervous system—applied to certain nerves and nerve-filaments.

**Esoenteritis** (*es-o-en-ter-i'-tis*) [*ἔσω*, inward; *ἐντέρον*, bowel; *ιτις*, inflammation]. Inflammation of the mucous membrane of the intestines.

**Esogastitis** (*es-o-gas-tri'-tis*) [*ἔσω*, inward; *γαστήρ*, belly; *ιτις*, inflammation]. Inflammation of the mucous membrane of the stomach.

**Esogenetic** (*es-o-jen-el'-ik*) [*ἔσω*, within; *γενᾶν*, to produce]. Produced or arising within the organism.

**Esophagalgia** (*e-sof-ag-al'-je-ah*) [*οἰσοφάγος*, esophagus; *ἄλγος*, pain]. Pain in the esophagus.

**Esophageal** (*e-sof-aj'-e-al* or *e-sof-aj-e'-al*) [*οἰσοφάγος*, esophagus]. Pertaining or belonging to the esophagus.

**E. Glands.** See *Gland*. **E. Plexus.** See *Plexus*.

**Esophagectomy** (*e-sof-aj-ek'-to-me*) [*οἰσοφάγος*, esophagus; *ἐκτομή*, a cutting out]. Extirpation of cancer of the gullet with resection of the walls of the organ.

**Esophagectopy** (*e-sof-aj-ek'-to-pe*) [*οἰσοφάγος*, esophagus; *ἐκτοπος*, away from a place]. Displacement of the esophagus.

**Esophagism** (*e-sof'-aj-izm*), **Esophagismus** (*e-sof-aj-iz'-mus*) [*οἰσοφάγος*, esophagus]. Spasmodic contraction of the esophagus.

**Esophagitis** (*e-sof-aj-i'-tis*) [*οἰσοφάγος*, esophagus; *ιτις*, inflammation]. Inflammation of the esophagus.

**Esophagocele** (*e-sof'-aj-o-sel*) [*οἰσοφάγος*, esophagus; *κήλη*, hernia]. An abnormal distention of a portion of the esophagus or of the entire tube; hence it may be general, annular, or pouched.

**Esophagodynia** (*e-sof-aj-o-din'-e-ah*) [*οἰσοφάγος*, esophagus; *ὀδὴν*, pain]. Same as *Esophagalgia*.

**Esophagomalacia** (*e-sof-aj-o-mal-a'-se-ah*) [*οἰσοφάγος*, esophagus; *μαλακία*, softness]. Morbid softening of the esophagus.

**Esophagomycosis** (*e-sof-aj-o-mi-ko'-sis*) [*οἰσοφάγος*, esophagus; *μύκης*, a fungus]. Mycotic disease of the esophagus.

**Esophagopathy** (*e-sof-aj-op'-ath-e*) [*οἰσοφάγος*, esophagus; *πάθος*, disease]. Any disease of the esophagus.

**Esophagoplegia** (*e-sof-aj-o-ple'-je-ah*) [*οἰσοφάγος*, esophagus; *πληγὴ*, a stroke]. Paralysis of the esophagus.

**Esophagorrhagia** (*e-sof-aj-or-a'-je-ah*) [*οἰσοφάγος*, esophagus; *ῥηγνύναι*, to break forth]. Hemorrhage from the esophagus.

**Esophagoscope** (*e-sof-aj'-o-skōp*) [*οἰσοφάγος*, esophagus; *σκοπεῖν*, to view]. An instrument for examining the interior of the esophagus by artificial light.

**Esophagoscopy** (*e-sof-aj-os'-ko-pe*) [*οἰσοφάγος*, esophagus; *σκοπεῖν*, to view]. Examination of the interior of the esophagus.

**Esophagospasm** (*e-sof'-aj-o-spazm*). See *Esophagismus*.

**Esophagostenosis** (*e-sof-aj-o-ste-no'-sis*) [*οἰσοφάγος*, esophagus; *στένωσις*, constriction]. Constriction of the esophagus.

**Esophagostomy** (*e-sof-aj-os'-to-me*) [*οἰσοφάγος*, esophagus; *στόμα*, mouth]. The formation of an artificial opening in the esophagus.

**Esophagotome** (*e-sof-aj'-o-tēm*) [*οἰσοφάγος*, esophagus; *τέμνειν*, to cut]. An instrument devised for cutting into the esophagus.

**Esophagotomy** (*e-sof-aj-ol'-o-me*) [*οἰσοφάγος*, esophagus; *τομή*, a cutting]. Opening of the esophagus by an external incision.

**Esophagus** (*e-sof'-ag-us*) [*φέρειν*, to carry; *ἀσγεῖν*, to eat]. The gullet. The musculo-membranous canal, about nine inches in length, extending from the pharynx to the stomach.



**Esophoria** (*es-o-fo'-re-ah*) [*ἔσω*, inward; *φορεῖν*, to bear]. See *Heterophoria*.

**Esorhinus** (*es-or-in'-us*) [*εἶσω*, within; *ῥίς*, nose]. Lissauer's term for a skull in which the angle formed between the lines running from the premaxillary point and the incisive foramen to the naso-frontal point is between 0° and 20°.

**Esoteric** (*e-so-ter'-ik*) [*ἑσωτερός*, within; *ἑσωτερικός*, secret, mysterious]. Arising within the organism.

**Esotropia** (*e-so-tro'-pe-ah*) [*ἔσω*, inward; *τρέπειν*, to turn]. Convergent strabismus. See *Strabismus*.

**Essence** (*es'-ens*) [*essentia*, essence]. 1. That quality of a thing giving it peculiarity of power. 2. The peculiar qualities of a drug extracted and reduced to a small compass. 3. A solution of an essential oil in alcohol.

**Essential** (*es-en'-shal*) [*essentia*, essence]. Pertaining to the essence of a substance. Pertaining to the peculiar and distinctive characteristic of a disease. **E.**

**Oils**; the essential or volatile oils (*attars*) are found extensively distributed throughout the vegetable kingdom. They occur in almost all parts of the plants except the cotyledons of the seeds. They impart the peculiar and characteristic odors to the plants, furnish the perfumes, spices, and aromatics, and many of them possess valuable medicinal properties. Chemically, essential oils are often divided roughly into three classes,—oils composed of hydrocarbons only, oils containing hydrocarbons mixed with oxygenated products, and oils containing sulphur compounds. A more exact, but still quite general, chemic division is the following: 1. Oils consisting chiefly of *terpenes* ( $C_{10}H_{16}$ ) and oxidized products allied thereto; examples, oil of turpentine, oil of lemon, oil of camphor. 2. Oils consisting chiefly of *cedrenes* ( $C_{15}H_{24}$ ) and oxidized products allied thereto; examples, oil of cedar, oil of cubeb, oil of cloves. 3. Oils consisting chiefly of *aromatic aldehyds* and allied bodies; examples, oil of bitter almonds, oil of cinnamon. 4. Oils consisting chiefly of *etheral salts*. These may be either (a) oxygen salts, as in oil of wintergreen, or (b) sulphur salts, as in oil of mustard, oil of garlic. **E.**

**Paralysis**, paralysis without characteristic anatomic lesions.

**Ester** (*es-ter*). Any compound ether in which both an alcohol radical and an acid radical are present. **E.**

**Halogen**, a derivative of the alcohols, obtained by heating them with the hydrogen haloids, or with the halogen derivatives of phosphorus. **E.** **Haloid**, also called *alkylogen*; any product of the action of the halogen hydrid on the alcohols. The haloid esters are perfectly analogous to the true esters produced by the action of alcohols and oxygen acids.

**Esthacyte** (*es'-thas-ī*) [*αἰσθάνεσθαι*, to perceive; *κύτος*, a cell]. In biology, one of the sense-cells of a sponge, granular, spindle-shaped, bearing palpocils.

**Esthematology** (*es-them-at-ol'-o-je*) [*αἰσθημα*, a perception; *λόγος*, science]. The science of the sensations and of the sense-apparatus.

**Esthesia** (*es-the'-ze-ah*) [*αἰσθησις*, sensation]. 1. Capacity of perception; feeling, or sensation. 2. Any nervous disease that affects the senses or perceptions.

**Esthesin** (*es'-thes-in*) [*αἰσθησις*, sensibility;  $C_{35}H_{69}NO_3$ ]. A feebly basic body, said by Thudichum to be obtainable from brain-tissue.

**Esthesiodermia** (*es-the-ze-o-der'-me-ah*) [*αἰσθησις*, sensation; *δέρμα*, skin]. An affection of the skin with disturbance of the sensory function, which may be decreased, increased, or abolished.

**Esthesiogen** (*es-the'-ze-o-jeu*) [*αἰσθησις*, sensation; *γεννᾶν*, to produce]. Any material, as a metal, which in certain states of the body appears to have a specific effect upon the sensibility of the patient.

**Esthesiogenic** (*es-the-ze-o-jeu'-ik*) [*αἰσθησις*, sensation; *γεννᾶν*, to produce]. Relating to the production of sensations.

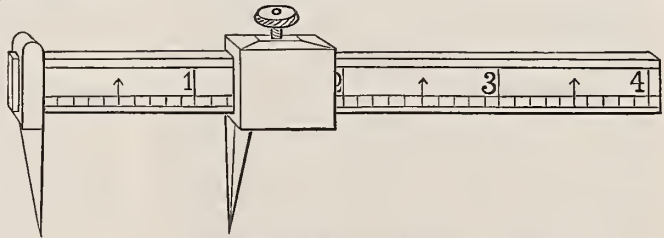
**Esthesiogeny** (*es-the-ze-oi'-en-e*) [*αἰσθησις*, sensation; *γεννᾶν*, to produce]. The production of altered or perverted sensations.

**Esthesiography** (*es-the-ze-oi'-ra-fe*) [*αἰσθησις*, sensation; *γράφειν*, to write]. A description of the organs of sensation and perception.

**Esthesiology** (*es-the-ze-oi'-o-je*) [*αἰσθησις*, a feeling; *λόγος*, science]. A treatise on, or the science of, the senses.

**Esthesiomania** (*es-the-ze-o-ma'-ne-ah*) [*αἰσθησις*, feeling; *μανία*, madness]. Insanity marked by perverted moral feeling and by purposeless eccentricities.

**Esthesiometer** (*es-the-ze-om'-et-er*) [*αἰσθησις*, sensation; *μέτρον*, a measure]. An instrument for measuring tactile sensibility.



ESTHESIOMETER OF SIEVEKING. (From Aitkin.)

**Esthesiometry** (*es-the-ze-om'-et-re*) [*αἰσθησις*, sensation; *μέτρον*, measure]. The measurement or estimation of tactile sensibility.

**Esthesioneurosis** (*es-the-se-o-nu-ro'-sis*) [*αἰσθησις*, perception; *νεῦρον*, nerve]. Any nervous disease in which there are disorders of sensation.

**Esthesia** (*es-the'-sis*) [*αἰσθησις*, sensation]. Sensibility; sense-perception; a feeling or sense-impression.

**Esthesodic** (*es-the-sod'-ik*) [*αἰσθησις*, sensation; *ὁδός*, a way]. Serving to convey sense-impressions, as to the brain.

**Esthetophore** (*es-the't'-o-for*) [*αἰσθητός*, sensible; *φέρειν*, to bear]. In biology, the hypothetic physical basis of consciousness (Cope).

**Esthiomene** (*es-the-om'-en-e*) [*ἔσθιομένη*, eating]. *Lupus exedens*; lupus of the vulva; a very rare and chronic disease commencing during the menstrual period. It is a form of ulceration accompanied by fibrous overgrowths of the surrounding and adjacent tissues. It produces hard, cicatricial tissue on healing. There is a process of imperceptible disintegration of the tissues, but no sloughing. Death may result from hemorrhage or perforation into the peritoneal cavity or bladder.

**Esthiomenous** (*es-the-om'-en-us*) [*ἔσθιομένη*, eating]. Corroding; phagedenic.

**Esthophysiology** (*es-tho-fiz-e-ol'-o-je*) [*αἰσθησις*, sensation; *φύσις*, nature; *λόγος*, science]. The physiology of sensation and of the sense-apparatus.

**Estival** (*es'-tiv-al*) [*æstas*, summer]. In biology, produced in summer.

**Estivation** (*es-tiv-a'-shun*) [*æstivare*, to pass the summer]. In biology, (a) the dormant condition of certain plants and animals during the summer; (b) the arrangement of the floral organs in the bud.

**Estlander's Method**. See *Treatment, Methods of*. **E.** **Operation**. See *Operations, Table of*.

**Estromania** (*es-tro-ma'-ne-ah*) [*οἶστρος*, gad-fly; lust; *μαῖα*, madness]. Same as *Nymphomania*.

**Estrual** (*es'-tru-al*) [*οἶστρος*, gad-fly]. Pertaining to estruation.

**Estruation** (*es-tru-a'-shun*) [*οἶστρος*, gad-fly]. The condition of being under the influence of intense sexual passion.

**Estrum, Estrus** (*es'-trum, es-trus*) [*οἶστρος*, gad-fly]. Any vehement passion or desire; the sensation in animals occurring at the crisis of coition. The orgasm.

**Estuarium** (*es-tu-a'-re-um*) [*æstus*, heat]. A vapor-bath. Also a stove designed to apply warm, dry air to all parts of the body at the same time.

**Estuation** (*est-u-a'-shun*) [*æstuat*, heat]. Heat; boiling; fever; a heated state.

**Esypus** (*es'-ip-us*) [*οἶστρος*]. The yolk or suint of wool. See *Suint*.

**Ethal** (*e'-thal*) [*æther*, the upper air],  $C_{16}H_{33}OH$ . Cetyl alcohol; a substance separated from spermaceti by Chevreul, and named by him. It is a solid, fusible at nearly the same point as spermaceti, and on cooling crystallizes in plates. It is susceptible of union with various bases, with which it forms salts or soaps.

**Ethaldehyd** (*eth-al'-de-hid*). See *Acetaldehyd*.

**Ethane** (*eth'-an*) [*æther*, the upper air]. Paraffin; any one of the products of the dry distillation of wood, turf, bituminous shales, lignite, and bituminous coal, and other coals rich in hydrogen. The ethanes are thus present in illuminating gas and the light tar-oils. Petroleum contains them already formed. The lowest members, up to butane, are gases at ordinary temperatures, soluble in alcohol and ether. The intermediate members form colorless liquids of faint, characteristic odor, insoluble in water, but miscible with alcohol and ether. The higher members are crystalline solids (paraffins), soluble in alcohol, and more readily in ether. The specific gravities of the liquid and solid hydrocarbons increase with the molecular weights, but they are always less than the specific gravity of water. The boiling-points, too, rise with the molecular weights. The isomerids of normal structure possess the highest boiling-points; the lowest are those of the quaternary hydrocarbons. (For *Table of Ethanes* see under *Hydrocarbons*.)

**Ethene** (*e'-then*). Same as *Ethylene*. **E. Chlorid**. See *Anesthetic*.

**Ether** (*e'-ther*) [*æther*; *αἰθήρ*, the upper air]. 1. The tenuous subtle fluid filling space and interpenetrating all bodies; the medium of transmission of the vibratory activities called light, heat, electricity, and magnetism. 2. A thin, colorless, volatile, and highly inflammable liquid; in composition a di-ethylic oxid ( $C_2H_5)_2O$ , known also as ethylic ether. It is used mainly as a solvent for fats and oils, and as an anesthetic. Internally it is anodyne, antispasmodic, diaphoretic, and narcotic. Inhaled it is an anesthetic, and a cardiac stimulant in toxic doses, paralyzing the respiratory centers. See also *Anesthetic*. The term is used also to designate a large class of organic compounds. See *Table* annexed. **E., Acetic**, has properties like those of ethylic ether. Dose  $\mathfrak{m}x-3j$ . **E., Commercial**, contains 94 per cent. of ether. It is unfit for use except as a solvent. **E. fortior**, should contain 94 per cent. of ethylic oxid. Dose  $\mathfrak{m}x-3j$ . **E., Hydriodic**, unof. Dose for inhalation  $\mathfrak{m}xv$ . **E., Hydrobromic**, unof. Dose  $\mathfrak{m}x-3j$ . **E. Oleum**, contains equal parts of ether and heavy oil of wine. **E., Spt.**, of, ether 32.5 and alcohol 67.5. **E., Comp. Spt. of**, Hoffman's anodyne. Ether 32.5, alcohol 65, ethereal oil 2.5 per cent. Dose  $\mathfrak{m}v-3j$ . **E. nitrous, Spirit**, *sweet spirit of niter*, a solution of ethyl nitrite in alcohol. Dose  $3ss-3ss$ . There is also a large class of mainly volatile

compounds known as ethers which are products of the union of two monovalent alcohol radicals through the agency of an oxygen atom. They are the oxids of the alcohol radicals, and are neutral, volatile bodies, nearly insoluble in water. The lowest members are liquid; the highest are solids. **E.-acids**, the so-called neutral esters. They are not volatile; are soluble in water, and yield bases with salts. **E.-drinking, E.-intoxication**, a form of tipping somewhat common in some parts of Ireland. Thus taken, ether is similar in effects to alcohol, but more rapid in action, and its use is attended with profound moral degeneration. **E., Mixed**, ether containing different alcohol radicals. **E., Simple**, ether containing two similar alcohol radicals.

TABLE OF ETHERS.  
OF THE FATTY COMPOUNDS.

NAME.	FORMULA.	PHYSICAL CONDITION.	BOILING-POINT (CENTIGRADE).	SPECIFIC GRAVITY.
Methyl, . . .	$(CH_3)_2O$	Gas, normally. Liquid at $-23^{\circ}C$ .		
Ethyl, . . . .	$(C_2H_5)_2O$	Liquid.	$35^{\circ}$	0.736 at $0^{\circ}$ .
Propyl, . . .	$(C_3H_7)_2O$	Liquid.	$60-62^{\circ}$	
Butyl, . . . .	$(C_4H_9)_2O$			
Amyl, . . . .	$(C_5H_{11})_2O$	Liquid.	$176^{\circ}$	0.779.
Cetyl, . . . .	$(C_{16}H_{33})_2O$	Solid.	$300^{\circ}$	
Vinyl, . . . .	$(C_2H_3)_2O$		$39^{\circ}$	
Allyl, . . . .	$(C_3H_5)_2O$		$85^{\circ}$	
Vinyl ethyl, .	$C_2H_3.O.C_2H_5$	Liquid.	$35.5^{\circ}$	
Allyl ethyl, .	$C_3H_5.O.C_2H_5$	Liquid.	$66^{\circ}$	

**Ethereal** (*e-the'-re-al*) [*æther*, the upper air]. Pertaining to the ether or to ether.

**Ethereomania** (*e-the-re-o-ma'-ne-ah*) [*æther*, ether; *μαῖα*, madness]. The mania for drinking ether; ether-intoxication.

**Ethereomaniac** (*e-the-re-o-ma'-ne-ak*) [*æther*, ether; *μαῖα*, madness]. One who is addicted to the use of ether as a stimulant.

**Etherify** (*e'-ther-if-i*) [*æther*, ether; *facere*, to make]. To convert into ether.

**Etherism** (*e'-ther-izm*) [*æther*, ether]. The phenomena produced upon the animal economy by the administration of ether.

**Etherization** (*e-ther-iz-a'-shun*) [*æther*, ether]. The administration of ether to produce anesthesia. This is effected by inhalation of the vapor.

**Etheromania** (*e-ther-o-ma'-ne-ah*) [*æther*, ether; *μαῖα*, madness]. See *Ethereomania*.

**Ethics** (*eth'-iks*) [*ἠθικός*, moral]. The science of human feelings, thoughts, and actions relating to duty or



morality. **E., Medical**, the duties a physician owes to himself, his profession and his fellow-men.

**Ethidene** (*eth'-id-en*) [*æther*, ethyl],  $C_2H_4$ . Ethylidene; a bivalent radicle. **E. Chlorid**, or **Dichlorid**, a colorless, transparent, oily fluid, tasting and smelling like chloroform, with a specific gravity of 1.174 at  $17^\circ C.$ , and boiling at  $60^\circ C.$  It is prepared from aldehyd by acting upon it with pentachlorid of phosphorus; it is also formed as a bye-product in the preparation of chloral, and is separated by distillation and subsequent fractionation. It is insoluble in water, but soluble in alcohol, chloroform, ether, and oils. It is less inflammable than chloroform, but rapidly decomposes. It has been used as a general anesthetic. See *Anesthetic*. **E. Diethylate**. See *Acetal*.

**Ethiopicification** (*e-the-op-if-ik-a'-shun*) [*ἠθιοψ*, an Ethiopian; *facere*, to make]. A darkening of the skin such as sometimes results from the misuse of mercurial, silver, or arsenical remedies.

**Ethmocephalus** (*eth-mo-sef'-al-us*) [*ἠθμός*, ethmoid; *κεφαλή*, head]. A variety of single autostic monsters of the species cyclocephalus, in which there is a representative of the nose in the shape of a proboscis terminating anteriorly in two imperfect nostrils or in a single opening. There are two eyes and two eye-sockets.

**Ethmo cranial** (*eth-mo-kra'-ne-al*) [*ἠθμός*, ethmoid; *κρανίον*, skull]. Relating to the ethmoid and to the rest of the cranium.

**Ethmo frontal** (*eth-mo-frun'-tal*) [*ἠθμός*, ethmoid; *frontalis*, front]. Relating to the ethmoid and frontal bones.

**Ethmoid** (*eth'-moid*) [*ἠθμός*, a sieve; *εἶδος*, likeness]. The cribriform bone of the nose, perforated for the transmission of the olfactory nerve; it forms a part of the base of the skull.

**Ethmoid or Ethmoidal** (*eth'-moid*, *eth-moi'-dal*) [*ἠθμός*, a sieve; *εἶδος*, likeness]. Relating to the ethmoid bone.

**Ethmoiden** (*eth-moi'-den*) [*ἠθμός*, a sieve; *εἶδος*, likeness]. Belonging to the ethmoid bone in itself.

**Ethmoiditis** (*eth-moid-i'-tis*) [*ἠθμός*, a sieve; *εἶδος*, likeness; *ιτις*, inflammation]. Inflammation of the ethmoid bone, or of the ethmoid sinuses.

**Ethmoplecosis** (*eth-mo-ple-ko'-sis*) [*ἠθμός*, sieve; *πλέκειν*, to twine; *νόσος*, disease]. Any disease attacking the cellular tissue.

**Ethmoturbinal** (*eth-mo-tur'-bin-al*) [*ἠθμός*, a sieve; *turbo*, a top]. Relating to the turbinal portions of the ethmoid bone, forming what are known as the superior and middle turbinated bones.

**Ethmyphe** (*eth'-mif-e*) [*ἠθμός*, sieve; *ὥφή*, web]. The connective tissue.

**Ethmyphitis** (*eth-mif-i'-tis*) [*ἠθμός*, sieve; *ὥφή*, web; *ιτις*, inflammation]. Inflammation of the ethmyphe or connective tissue; cellulitis.

**Ethnic** (*eth'-nik*) [*ἔθνος*, a race]. Pertaining to race. **E. Idiocy**. See *Idiocy*, *Ethnic*.

**Ethnology** (*eth-nol'-o-je*) [*ἔθνος*, a nation; *λόγος*, science]. The comparative study of the races of mankind.

**Ethoxycaffeïn** (*eth-oks-e-kaf'-e-in*),  $C_{10}H_{14}N_4O_8$ . A remedy recommended to relieve the pain of herpes zoster, migraine, and neuralgia. In overdoses it has a toxic effect; gr. viij causes drunkenness and vomiting. Dose gr. iv. Unof.

**Ethusa** (*e-thu'-sah*) [*αἶθειν*, to burn]. A genus of umbelliferous plants. **E. cynapium**, or fools' parsley, has poisonous qualities. It was formerly used as an emmenagogue. Unof.

**Ethusin** (*e-thu'-sin*) [*αἶθειν*, to burn]. A poisonous alkaloid obtainable from *Ethusa cynapium*, or fools' parsley.

**Ethyl** (*eth'-il*) [*αἰθήρ*, ether; *ῥήνη*, material],  $C_2H_5$ . The hypothetical radicle of alcohol. **E. Blue**. See *Pigments*, *Conspectus of*. **E. Bromid**,  $C_2H_5Br$ , Bromethyl; monobromethane. A rapid and transient anesthetic. Narcosis is produced in one-half to one minute, and does not last much longer. See *Anesthetic*. **E. Bromid, Liq.**, 1 in 200, used in angina pectoris. Dose  $\frac{3}{4}$  ss–ij. Unof. **E. Chlorid**,  $C_2H_5Cl$ , Chloric Ether. An anesthetic resembling chloroform in action. It is sometimes followed by corneal opacity. See *Anesthetic*. Unof. **E. Eosin**. Same as *Primrose*. **E. Green**. See *Pigments*, *Conspectus of*. **E. Iodid**,  $C_2H_5I$ . Hydriodic Ether. Used to relieve the dyspnea of bronchitic asthma and edematous laryngitis. Dose to be inhaled,  $\mathfrak{m}$  v, three or four times daily. Unof. **E. Purple**. See *Pigments*, *Conspectus of*.

**Ethylamin** (*eth-il'-am-in*) [*αἰθήρ*, ether; *ῥήνη*, material; *αμιν*]. A non-poisonous ptomaine formed in putrefying yeast, in wheat-flour, and in the distillation of beet-sugar residues. It is a strongly ammoniacal liquid, boiling at  $18.7^\circ C.$ , and is miscible with water in every proportion; it is combustible, and possesses strong basic properties.

**Ethylene** (*eth-il'-en*) [*αἰθήρ*, ether; *ῥήνη*, matter]. Olefiant gas,  $C_2H_4$ . A colorless, poisonous gas having an unpleasant, suffocating smell. It burns with a bright luminous flame, and when mixed with air explodes violently. It is one of the constituents of illuminating gas, and has strong affinities, especially for chlorin, with which it unites to form an oily compound. **E. Blue**. See *Pigments*, *Conspectus of*. **E. Bromid**, a light brownish-colored liquid with the formula,  $C_2H_4Br_2$ . It has been used with great benefit in epilepsy in  $\frac{3}{4}$  to  $2\frac{1}{4}$  minim doses two or three times daily. Unof. **E. Chlorid**. See *Ethene chlorid*.

**Ethylidene** (*eth-il'-id-en*). See *Ethidene*.

**Ethylidenediamin** (*eth-il'-id-en-di'-am-in*).  $C_2H_4(NH_2)_2$ . A poisonous ptomaine obtained from decomposing haddock. Injections of the ptomaine in mice and guinea-pigs produce abundant flow of secretion from the nose, mouth, and eyes; the pupils dilate and the eyeballs project. Violent dyspnea follows and continues until death, which does not take place for twenty-four hours or more. The heart is stopped in diastole.

**Etiolate** (*e'-te-o-lät*) [*F.*, *étioier*, to blanch]. In biology, to blanch or be whitened by the exclusion of light.

**Etiolation** (*e-te-o-la'-shun*) [*Fr.*, *étioier*, to blanch]. The paleness or blanching, in plants or animals, from confinement in darkness.

**Etiolin** (*e'-te-o-lin*) [*Fr.*, *étioier*, to blanch]. The yellow pigment of etiolate leaves.

**Etiology** (*e-te-ol'-o-je*) [*αἰτία*, a cause; *λόγος*, science]. A treatise on, or pertaining to, the causes of disease.

**Etrotomy** (*e-trot'-o-me*) [*ἔτρον*, pelvis; *τομή*, section]. A name proposed for pelvic section. Cf. *Pubetrotomy*.

**Euanthol** (*u-an'-thol*) [*εὖ*, well; *ἄνθος*, a flower; *oleum*, oil],  $C_8H_{14}O$ . Euanthylc aldehyd, a product of the distillation of castor-oil; it is a liquid of pungent odor, boiling at from  $153^\circ$  to  $154^\circ C.$

**Eucalin** (*u'-kal-in*) [*εὖ*, well; *καλύπτειν*, to cover],  $C_6H_{12}O_6$ . A glucose arising from the fermentation of melitose. Its properties are similar to those of inosite. It is non-fermentable, and dextrorotatory.

**Eucalyptol** (*u-kal-i-p'-tol*) [*εὖ*, well; *καλύπτειν*, to cover],  $C_{10}H_{18}O$ . An antiseptic camphor, prepared from the essential oil derived from the distillation of the leaves of *E. globulus*, and other species of the genus. It is used in bronchitis and chronic catarrh; and also in ear-diseases and in urethritis, and externally in various liniments and washes. Dose  $\mathfrak{m}$  iv, in capsules, three times daily. Unof.

**Eucalyptus** (*u-kal-íp'-tus*) [*év*, well; *καλύπτειν*, to cover]. The leaves (lanceolate, after three years' growth) of *E. globulus*, or Blue Gum, native to Australia, but now cultivated in California. It contains a volatile oil, that yields *eucalyptol*, a camphor, by distillation. It is an aromatic bitter, promoting digestion. It is highly antiseptic and anti-malarial, and is valuable in atonic dyspepsia and in intermittent fevers. **E., Ext.** Dose gr. iij-x. **E., Fld. Ext.**, alcoholic. Dose  $\text{m}\bar{x}$ - $\bar{z}$ j. **E. Gum** (B. P.); also called Australian Kino; a red gum from the bark of the *E. corymbosa*, *E. resinifera*, and *E. rostrata* of Australia. It is intensely astringent, and valuable in the treatment of relaxed throat. Dose gr. ij-x. The genus *Eucalyptus* embraces many species of trees and shrubs, nearly all of which appear to have useful medicinal properties. **E. Honey**, honey gathered by bees from the flowers of various species of *Eucalyptus*. It is highly aromatic, containing eucalyptol (17 per cent.), cymol, and a terpene. It is valued in Australian domestic practice as a cure for almost all catarrhal troubles. **E. Manna**, a variety of manna produced in Australia from *E. viminalis*, *E. mannifera*, and *E. dumosa*. **E. Ol.**, the volatile oil. Dose  $\text{m}\bar{v}$ -xxx, in capsules or emulsion. **E., Tinct.** Unof. Dose  $\bar{z}$  ss-ij. **E. Unguentum** (B. P.). Seldom used.

**Euclidean** (*u-klo'-mah*) [*év* *χυμος*, well-flavored]. A genus of sea-weeds. **E. gelatinæ** and **E. spinosum**, from S. E. Asian seas, afford some part of the agar-agar of commerce.

**Euchlorin** (*u-klo'-rin*) [*év*, well; *χλωρός*, greenish]. A mixture of chlorous acid and free chlorine.

**Euchroic Acid** (*u-kro'-ik*). See *Acid*.

**Euchylia** (*u-kil'-e-ah*) [*év*, well; *χυλός*, the chyle]. A normal condition of the chyle.

**Euchymia** (*u-kim'-e-ah*) [*év*, well; *χυμός*, juice]. A healthy condition of the fluids of the body.

**Eucinesia**, **Eukinesia** (*u-kin'-e-se-ah*) [*év*, well; *κίνησις*, motion]. Normal power of movement.

**Eucrasia** (*u-kra'-ze-ah*) [*év*, well; *κράσις*, mixture]. Good health; a sound constitution; the reverse of dyscrasia.

**Eucyclic** (*u-sik'-lik*) [*év*, well; *κύκλος*, a circle]. In biology, applied to flowers, the organs in each whorl of which equal in number, and alternate with, those of the adjoining whorl.

**Eudiometer** (*u-de-om'-et-er*) [*év* *δία*, calm weather; *μέτρον*, measure]. An instrument for ascertaining the purity of the air, and for the analysis of gases.

**Eudipleural** (*u-de-plu'-ral*) [*év*, well; *δύς*, two; *πλευρά*, side]. In biology, bilaterally symmetric.

**Euesesthesia** (*u-es-the'-ze-ah*) [*év*, well; *αἴσθησις*, sensation]. The sense of well-being; vigor and normal condition of the senses.

**Eugenesis** (*u-jen'-es-iz*) [*év*, well; *γένεσις*, generation]. In biology, fertility.

**Eugenia** (*u-jel'-ne-ah*) [after Prince *Eugene* of Savoy]. A genus of more than 500 species of myrtaceous trees and shrubs, mostly tropical. **E. caryophyllata** yields cloves, *q. v.* **Pimenta** is a product of *E. pimenta*. Various other species are medicinal, and some afford edible fruits. **E. cheken**. See *Cheken*.

**Eugenin Acid** (*u-jen'-ik*). See *Eugenol*.

**Eugenin** (*u'-jen-in*). See *Caryophyllus*.

**Eugenol** (*u'-jen-ol*) [*eugenia*; *oleum*, oil],  $\text{C}_{10}\text{H}_{12}\text{O}_2$ .

**Eugenic Acid**; a substance that occurs in clove-oil, and in allspice. It is an aromatic oil that boils at  $247^\circ\text{C}$ . It is antiseptic, and a local anesthetic in dentistry. Dose gr. xv, well diluted. Unof.

**Eukinesia** (*u-kin'-e-se-ah*). See *Eucinesia*.

**Eulachon Oil**, or **Eulachoni Oleum** (*u'-lak-on*, or *u-lak-o'-ni o'-le-um*) [native name in North Pacific

islands]. Candle-fish Oil. The oil of the fish *Thaleichthys pacificus*, or candlefish. It is less disagreeable than cod-liver oil, for which it is often substituted. Dose  $\bar{z}$ j-iv. Unof.

**Eulyptol** (*u-líp'-tol*). An antiseptic substance composed of six parts of salicylic acid and one part each of carbolic acid and essence of eucalyptus. It does not produce albuminates when applied to wounds. Dose internally,  $\bar{z}$ j-iiss per diem. See *Eucalyptus*.

**Eumerism** (*u'-mer-izm*) [*év*, well; *μέρος*, a part]. In biology, opposed to dysmerism; an aggregate of eumeristic parts.

**Eumeristic** (*u'-mer-is'-tik*) [*év*, well; *μερίζειν*, to divide]. In biology, applied to an aggregation of like parts arranged in a regular series, as a tapeworm.

**Eumerogenesis** (*u-me-ro-jen'-es-iz*) [*év*, well; *μέρος*, division; *γένεσις*, generation]. In biology, development by fission, or the multiplication of like parts, producing a regular series.

**Eumeromorph** (*u'-mer-o-morf*) [*év*, well; *μέρος*, a division; *μορφή*, shape]. An organism resulting from eumerogenesis, as an arthrosporous bacillus-filament.

**Eunuch** (*u'-nuk*) [*εἰνούχος*, guardian of the couch]. One from whom the genital organs have been removed or mutilated so as to render him impotent.

**Eunuchism** (*u'-nuk-izm*) [*εἰνούχος*, guardian of the couch]. The condition of being a eunuch.

**Euonymin** (*u-on'-im-in*) [*εὐώνυμος*, having a good name]. A precipitate from the tincture of Wahoo, *Euonymus americanus*; it is tonic, laxative, and expectorant. Dose  $\frac{1}{2}$  to 3 grains. Unof.

**Euonymus** (*u-on'-im-us*) [*εὐώνυμος*, having a good name]. 1. A genus of celastaceous shrubs and trees. 2. Wahoo. The bark of *E. atropurpureus* is an astringent tonic and purgative, resembling rhubarb, jalap, aloes, etc., but rather milder. It is beneficially employed in dropsy and hepatic affections. **E., Ext.** Dose gr. j-v. **E., Ext., Fld.** Dose  $\bar{z}$  ss-ij. **E., Tinct.** (I in 5). Dose  $\text{m}\bar{x}$ -xl. *E. americanus* has similar properties.

**Eupareunia** (*u-par-u'-ne-ah*) [*év*, well; *πάρευνος*, spouse]. Sexual compatibility.

**Eupathia**, or **Eupatheia** (*u-path-i'-ah*) [*εὐπάθεια*; *év*, well; *πάθος*, feeling]. 1. Euphoria. 2. Sensitiveness to impressions.

**Eupatorin** (*u-pat-o'-rin*) [*εὐπατόριον*, agrimony]. 1. A precipitate from the tincture of Thoroughwort, *Eupatorium perfoliatum*; it is aperient, emetic, febrifuge and tonic. Dose 1 to 3 grains. Unof. 2. A crystalline glucosid from *Eupatorium cannabinum* of Europe. See also *Eupurpurin*.

**Eupatorium** (*u-pat-o'-re-um*) [*εὐπατόριον*, agrimony]. A genus of composite-flowered plants. In pharmacy, *Eupatorium* denotes the leaves and flowering-tops of *E. perfoliatum*, thoroughwort, or boneset. It is a bitter tonic, diaphoretic, aperient and emetic, of value in remittent and typhoid fevers, and thought, also, to be a teniafuge. **E., Fld. Ext.** Dose  $\text{m}\bar{x}$ - $\bar{z}$ j. **E. purpureum**, trumpet-weed, another American species, has similar qualities (see *Eupurpurin*), but is more markedly diuretic, as is also *E. amarissimum*, of the U. S. Many other species of this large genus are actively medicinal.

**Eupepsia** (*u-pep'-se-ah*) [*év*, well; *πέπτειν*, to digest]. Sound or normal digestion.

**Eupeptic** (*u-pep'-tik*) [*év*, well; *πέπτειν*, to digest]. Possessing a good digestion; promoting digestion.

**Euperistalsis** (*u-per-is-tal'-sis*) [*év*, well; *περί*, around; *στάσις*, compression]. The quiet peristaltic movements of the intestines in health. See *Peristalsis*.

**Euphonia** (*u-fō'-ne-ah*) [*év*, well; *φωνή*, voice]. A normal, good, and clear condition of the voice.



**Euphony** (*u'-fon-e*). See *Euphonia*.

**Euphorbia** (*u-for'-be-ah*) [*εὐφόρβιον*, an African plant]. A genus of some 700 species of trees, shrubs and herbs, mostly with a milky, acrid, or poisonous juice. **E. resinifera**, of Africa affords *euphorbium*. **E. lathyris**, yields oil of euphorbia, an active, but uncertain cathartic. From **E. drummondii**, drummin is prepared. In N. America, **E. corollata**, **E. ipecacuanha**, **E. vulgaris**, **E. prostrata**, and other native species have been employed in medicine, there being about 100 species in the U. S. **E. pilulifera**, of S. America and Australia, has reputed value in asthma and cardiac dyspnea. Dose of the extract gr. j.; of the fluid extract ʒ ss-j; of the tincture ʒ ss-j; to be used with great caution. **E. piscidia**, of tropical America, a virulent poison, is locally employed as a caustic. Many other species are actively medicinal.

**Euphorbin** (*u-for'-bin*) [*εὐφόρβιον*, an African plant]. A precipitate from a tincture of the root of *Euphorbia corollata*; it is an emetic, expectorant, vermifuge and arterial sedative. Dose ¼ to 3 grains. Unof.

**Euphorbium** (*u-for'-be-um*) [*εὐφόρβιον*, an African plant]. An acrid gum-resin afforded by *Euphorbia resinifera* and *E. officinarum*. It is strongly purgative and vesicant, and is now mainly employed in veterinary medicine.

**Euphoria** (*u-for'-e-ah*) [*εὐφορία*, easily carried]. 1. The sense of well-being or health. 2. Ability to endure pain.

**Euphoric** (*u-for'-ik*) [*εὐφορος*, easily carried]. Marked by or pertaining to euphoria.

**Euphorin** (*u'-for-in*) [*εὐφορος*, easily carried],  $C_9O_2H_{11}$ . Phenyl-urethan, derived from anilin, a white crystalline powder, nearly insoluble in water, soluble in weak alcohol. It is recommended as a safe and rapid antipyretic in doses of from 5 to 30 grains daily. Unof. See *Phenyl-urethan*.

**Euphrasia** (*u-fra'-ze-ah*) [*εὐφράσια*, delight]. Eye-bright. A small annual, formerly much used in eye-affections. It is of utility as an astringent lotion in conjunctivitis, and invaluable in breaking up nasal catarrh and in hay-fever. **E.**, Tinct., strength 1.9. Dose ʒ j-v.

**Euphthalmin** (*ūf-thal'-min*) [*εὐ, well*; *ὄφθαλμός*, eye].  $C_{17}H_{25}NO_3$ . HCl, the hydrochlorate of the amygdalic acid derivative of the unstable n-methyl-vinyl-diacetone-alkamin. It is a colorless, crystalline powder, which freely dissolves in cold water. The instillation of two or three drops of a 2 per cent. solution in the eye produces within 20 to 30 minutes mydriasis of intermediate intensity, which vanishes after 2 or 3 hours. The accommodation is but slightly, if at all, affected.

**Eupitton** (*u'-pit-on*),  $C_{25}H_{26}O_9$ . Eupittonic acid. An aurin into which six methoxyl groups have been introduced. It forms orange-yellow crystals, melting with decomposition, at 200° C.

**Euplastic** (*u-plas'-tik*) [*εὐ, well*; *πλάσσειν*, to form]. Susceptible of being transformed into sound, healthy, and permanent tissue.

**Eupnea** (*ūp-ne'-ah*) [*εὐ, well*; *πνέειν*, to breathe]. Normal and easy respiration.

**Eupurpurin** (*u-pur'-pu-rin*) [*εὐ, well*; *purpura*, purple]. A precipitate from the tincture of *Eupatorium purpureum*; it is diuretic, stimulant, astringent, and tonic. Dose 1 to 4 grains. Unof.

**Eurhipidurous** (*u-rip-id-u'-rus*) [*εὐ, well*; *ῥίπις*, a fan; *οὐρά*, tail]. In biology, applied to such birds as have a fan-like arrangement of the tail-feathers.

**Eurhodins** (*u'-ro-dinz*). Dyes derived from the phenazines by the introduction of one or more amido-groups. They are feeble bases.

**European Cholera**. Synonym of *Cholera*.

**Europhen** (*u'-ro-fen*). A preparation of iodine recommended as a substitute for iodoform. It is a valuable antiseptic, antisyphilitic, and antituberculous. In skin-diseases, a 5 to 10 per cent. ointment is employed. It is used hypodermatically in doses of gr. ¼-iss. Chemically, it contains one atom of iodine joined to two molecules of isobutylcresol. Unof. **E.-aristol**, a preparation of europhen with aristol; a substitute for iodoform.

**Eurycephalic**, or **Eurycephalous**, (*u-ris-ef-al'-ik*, *u-ris-ef'-al-us*) [*εὐρύς*, wide; *κεφαλή*, head]. Broad-headed; having a very wide skull.

**Eurycerous** (*u-ris'-er-us*) [*εὐρύς*, broad; *κέρας*, a horn]. In biology, having broad horns.

**Eurychasmus** (*u-rik-as'-mus*) [*εὐρύς*, broad; *χάσμα*, a chasm]. Lissauer's term for a skull in which the angle formed between the lines joining the point of the wing of the vomer and the posterior nasal spine and anterior margin of the foramen magnum is between 153° and 154°.

**Eurythermal** (*u-rith-er'-mal*) [*εὐρύς*, wide; *θερμη*, heat]. Capable of sustaining a great range of temperature.

**Eusomphalus** (*u-som'-fal-us*) [*εὐ*, good; *ὀμφαλός*, navel]. A double monstrosity in which the vital functions of each individual are independent, and in which each has a distinct umbilicus.

**Eustachian** (*u-sta'-ke-an*) [*εὐσταχης*, rich in corn]. Pertaining to the Italian anatomist, Eustachio. **E. Artery**. See *Arteries*, Table of. **E. Catheter**, an instrument for dilating and otherwise treating the Eustachian tube; it is introduced along the floor of the nose. **E. Tube**, the canal extending from the tympanum to the pharynx. **E. Valve**, a prolongation or continuation of the lining membrane of the post-cava into the right auricle of the fetal heart to about half of its breadth. Its function is to direct the blood from the post-cava across the auricle toward the foramen ovale.

**Eustachius**, Canal of. See *Canal*.

**Eustomatous** (*u-sto'-mat-us*) [*εὐ*, well; *στόμα*, mouth]. In biology, having a well-formed oral aperture.

**Eustrongylus** (*u-stron'-jil-us*) [*εὐ*, well; *στρογγύλος*, round]. A genus of parasitic nematode worms. **E. gigas**. See *Thread-worms*, and *Parasites (Animal)*, Table of.

**Eusystole** (*u-sis'-to-le*) [*εὐ*, well; *συστολή*, contraction]. A normal contraction of the cardiac cavities.

**Eutaxia** (*u-taks'-e-ah*) [*εὐ*, well; *τάξις*, order]. A normal condition of the body.

**Euthanasia** (*u-than-al'-ze-ah*) [*εὐ*, well; *θάνατος*, death]. An easy or calm death.

**Euthycoryphus** (*u-thik-or'-if-us*) [*εὐθύς*, straight; *κορυφή*, the head]. Lissauer's term for a skull in which the parietal angle is between 142° and 151°.

**Euthymetopus** (*u-thim-et'-o-pus*) [*εὐθύς*, straight; *μέτωπον*, the forehead]. Lissauer's term for a skull in which the angle between the lines joining the metopion and bregma and nasion is between 141° and 151.5°.

**Euthymia** (*u-thīm'-e-ah*) [*εὐ*, well; *θυμός*, mind]. Tranquility; cheerfulness.

**Euthyopisthocranium** (*u-the-o-pis-tho-kra'-ne-us*) [*εὐθύς*, straight; *ὀπισθοχράνιον*, the occiput]. Lissauer's term for a skull in which the angulus summi occipitis is between 154° and 172°.

**Euthyranus** (*u-the-u'-ran-us*) [*εὐθύς*, straight; *οὐρανός*, the roof of the mouth]. Lissauer's term for a skull in which the angulus summi palati is between 163.5° and 180°.

**Eutocia** (*u-to'-ke-ah*) [*εὐ*, well; *τόκος*, childbirth]. An easy natural delivery.

**Eutrophic** (*u-trof'-fīk*) [*ev*, well; *τρέφειν*, to nourish]. Pertaining to eutrophy; promoting the nutritive process; well-nourished.

**Eutrophy**, or **Eutrophia** (*u'-trof'-ē*, or *u-trof'-fē-ah*) [*ev*, well; *τρέφειν*, to nourish]. A state of normal or healthy nutrition; the condition of being well nourished.

**Eutropic** (*u-tropt'-ik*) [*ev*, well; *τρέπτειν*, to turn]. In biology, turning or revolving with the sun.

**Euxanthin** (*ū-zan'-thin*) [*ev*, well; *ξανθός*, yellow],  $C_{19}H_{16}O_{10}$ . The essential constituent of *Purree*, *q. v.* It forms small yellow crystals.

**Euxanthinic Acid** (*ū-zan-thin'-ik*). See *Acid*.

**Evacuant** (*e-vak'-u-ant*) [*evacuare*, to empty]. 1. Promoting evacuation. 2. A medicine that increases the secretion or evacuation of an organ, especially the bowels. A purgative.

**Evacuation** (*e-vak-u-a'-shun*) [*evacuatio*, a voiding]. Defecation; the act of voiding; that which is voided.

**Evalvular** (*e-val'-vu-lar*) [*e*, priv.; *valva*, a valve]. In biology, destitute of valves.

**Evaporation** (*e-vap-or-a'-shun*) [*e*, priv.; *vapor*, vapor]. In pharmacy, the process of converting a liquid into vapor by the agency of heat.

**Eve and Lingard, Bacillus of**. See *Bacteria, Synonymatic Table of*.

**Evectics** (*e-vek'-tik-s*) [*εὐεκτηκός*, in good health]. An old name for hygiene; the science of good health.

**Even-headed** (*ē'-ven hed'-ed*). Neither right-headed nor left-headed. Even-headedness is a condition common among the lower animals, and among idiots, imbeciles, and races of men of low development.

**Evening Primrose** (*ēv'-ning prim'-rōz*). The flowering tops of *Oenothera biennis*, recommended for asthma with gastric irritability. Dose of the fld. ext. 3 ss-3 j. Unof.

**Eventionration** (*e-ven-tra'-shun*) [*e*, out of; *venter*, the belly]. Extrusion of the abdominal viscera, especially in a monstrosity. The term is used also as a synonym of *Pendulous Abdomen, q. v.*

**Evergreen-oak** (*ev'-ur-gren-ōk*). See *Oak-bark*.

**Everitt's Salt**. A compound of iron and potassium cyanid. **E.'s Test**. See *Tests, Table of*.

**Everlasting** (*ev'-ur-las'-ting*). A popular name for certain plants of the genera *Gnaphalium* and *Antennaria*, small composite-flowered plants. *A. divica* of Europe is antiehectic. *A. margaritarea* of N. America is tonic and astringent, and is considered a good sudorific. *A. plantaginifolia* has similar qualities. See also *Life-everlasting*.

**Evernia** (*e-vur'-ne-ah*) [*ev*, well; *ἔρπος*, sprout]. A genus of parmeliaceous lichens. **E. prunastris**. See *Acid, Everninic*.

**Everninic Acid** (*ev'-ur-nin'-ik*). See *Acid*.

**Eversion** (*e-ver'-shun*) [*eversio*, a turning out]. A turning outward. **E. of the Eyelid**, a folding of the lid upon itself for the purpose of exposing the conjunctival surface or sulcus. See also *Ectropium*.

**Vertebral** (*e-ver'-te-bral*) [*e*, priv.; *vertebra*, a vertebra]. Not vertebral in character, nor derived from vertebrae.

**Evidence** (*ev'-id-ens*) [*evidens*, clear]. In legal medicine, the means by which the existence or non-existence or the truth or falsehood of an alleged fact is ascertained or made evident; proof, as of insanity. **E., Circumstantial**, evidence the conclusions based upon which are beyond actual demonstration. **E., Conclusive or Positive**, evidence that admits of no doubt. **E., Expert**, that given before a jury by an expert in any science, art, profession, or trade.

**Evil** (*ē'-vil*) [*ME., evil, ill*]. 1. A disease. 2. Synonym of *Scrofula*.

**Eviration** (*ev'-ir-a'-shun*) [*evirare*, to castrate]. 1. Castration. 2. Emasculation; a form of sexual per-

version in which there is a deep and permanent assumption of feminine qualities, with corresponding loss of manly qualities. The opposite of this is termed *Defemination*.

**Visceration** (*e-vis-er-a'-shun*) [*e*, out; *viscera*, the bowels]. The removal of the viscera. **E. of the Eye**, removal of the entire contents of the globe of the eye, leaving the sclerotic intact,—an operation in place of enucleation, and following which some operators insert a glass or metallic shell-globe, called an *artificial vitreous*, to preserve the shape, etc., of the eye-ball. **E., Obstetric**, the removal of the abdominal or thoracic viscera of the fetus in embryotomy.

**Evolution** (*ev-o-lu'-shun*) [*evolutio*; *evolvere*, to unroll].

1. The development or temporary growth and organic change that take place in the uterus during pregnancy. 2. In biology, (1) the doctrine of incasement or preformation of the early physiologists, which supposed that all parts of the fully-formed animal or plant were present in a minute form in the germ. Cf. *Epigenesis*. (2) The doctrine of descent often spoken of as Darwinism, based upon the capacity of every plant and animal to produce other individuals of a like kind, but varying to a greater or less degree according to the differentiation induced by special environment and natural selection. Cf. *Pangenesis*, *Blastogenesis*, *Epigenesis*, *Ontogeny*, *Phylogeny*, *Natural Selection*. **E., Factors of**, the recognized factors of evolution are at least five, viz.: (1) Pressure of an environment affecting function and function affecting structure, and the changed structure and function inherited and integrated through successive generations. (2) *Use and disuse* of organs reacting on growth-force and producing change in form, structure, and size of parts, and such change inherited and integrated through successive generations. (3) *Natural selection* among individuals of those most in accord with an ever-changing environment—or, as it has been otherwise called, "*survival of the fittest*." (4) *Sexual selection*: the selection by the female, among varying male individuals, of the strongest or the most attractive. Among mammals, the selection is mainly of the strongest, as decided by battle; among birds, of the most attractive, as determined by splendor of color or beauty of song. (5) *Physiologic selection*, or selection of those varieties the individuals of which are fertile among themselves, but sterile or less fertile with other varieties and with the parent stock. This has also been called "*segregate fecundity*" by Gulick and *homogamy* by Romanes. These five factors are not universally recognized. The first two are Lamarckian, the second two Darwinian factors. In the Lamarckian factors the changes occur during *individual life*, and the offspring is supposed to inherit them unchanged. In the Darwinian factors, on the contrary, the changes are in the *offspring*, and the individuals during life are supposed to remain substantially unchanged. The fifth factor has been brought forward by Romanes and Gulick and is not yet universally recognized. (6) To these recognized factors of organic evolution must now be added, in *human evolution*, another and far higher factor, viz., conscious, voluntary *coöperation in the work of evolution*, conscious striving for the betterment of the individual and of the race. This factor consists essentially in the *formation and pursuit of ideals*. This is called a factor, but it is also much more than a factor. It stands in place of nature herself—it is a higher, rational nature using all the factors of physical nature for its own higher purposes. To distinguish the evolution determined by this factor from organic evolution, it is called *progress*. Underlying all these factors as their nec-



essary condition, and therefore themselves not called factors, are two opposite operative principles, viz., *heredity and variability*. Like the conservative and progressive elements in society, one tends to fixedness, the other to change. The one initiates change, the other accumulates its effects in successive generations. The one tries all things, the other holds fast to whatever is good. They are both equally necessary to the successful operation of any or all of the factors. **E.**, **Ontogenetic**, the development of an embryo from an egg. **E.**, **Phylogenetic**, the evolution of species. **E.**, **Spontaneous**, a term expressive of the unaided occurrence in childbirth of a series of changes, whereby a shoulder-presentation is transformed within the pelvis into a combined breech-and-shoulder-presentation and delivery effected.

**Evulsion** (*e-vull'-shun*) [*evulsio*; *evellere*, to pluck out]. The forcible tearing or plucking away of a part, as a polypus, tonsil, etc.

**Ewald's Test-breakfast**. A method used in ascertaining the condition of the gastric juice. It consists of 35 to 70 grams of white bread and 300 cm. of water, or a cup of weak tea without milk or sugar.

**Ewald and Boas's Method**. A method of removing the contents of the stomach. It is carried out by causing the patient to make forcible voluntary contraction of the abdominal muscles, steady pressure being applied to the epigastrium.

**Exacerbation** (*eks-as-er-ba'-shun*) [*exacerbatio*; *exacerbare*, to be violent]. Increased or paroxysmal violence of the symptoms of a disease.

**Exaggerated** (*eks-aj'-er-a-ted*) [*exaggerare*, to heap up]. Larger; more marked; increased. **E.** **Breathing**. See *Breath-sounds*. **E.** **Lithotomic Posture**. See *Postures, Table of*.

**Exalbuminous** (*eks-al-but'-min-us*) [*ex*, priv.; *albumen*, the white of an egg, from *albus*, white]. In biology, applied to seeds in which the nutritive matter, endosperm or albumin, is stored within the embryo.

**Exalgin** (*eks-al'-jin*) [*ἔξις*, out; *ἄλγος*, pain],  $C_9H_{11}NO$ . Methylacetanilid; a benzene derivative allied to phenacetin. It is a valuable analgesic and antipyretic in doses of one-half to four grains. Unof.

**Exalt** (*eks-awlt'*) [*exaltare*, to lift up; *exalt*]. In chemistry, to purify or refine.

**Exaltation** (*eks-awt-ta'-shun*) [*exaltatio*, an uplifting]. 1. Increase of functional activity. 2. Increase of mental activity. 3. A morbid mental state characterized by self-satisfaction, ecstatic joy, abnormal cheerfulness, or optimism, or by delusions of grandeur.

**Examination** (*eks-am-in-a'-shun*) [*examinare*, to examine]. Investigation, as for the purpose of diagnosis; it is variously qualified as *bimanual*, *digital*, *oral*, *physical*, etc.

**Exangia**, or **Exangeia** (*eks-an-je'-ah*) [*ἔξις*, out; *ἀγγεῖον*, vessel]. Any dilatation or distention of a blood-vessel, such as aneurysm, varix, or capillary enlargement.

**Exanimation** (*eks-an im-a'-shun*) [*ex*, out; *anima*, spirit]. Real or apparent death; fainting.

**Exannulate** (*eks-an'-u-lāt*) [*ex*, priv.; *annulus*, a ring]. In biology, applied to ferns, the sporangium of which lacks the annulus.

**Exanthema**, or **Exanthem** (*eks-an'-them-ah*, or *eks'-an-them*) [*ἔξάνθημα*, eruption: *pl.*, *Exanthemata*]. 1. An eruption upon the skin. 2. Any exanthematous or eruptive fever. 3. In biology, any irregular spot on the surface of a leaf or other organ. A *Table of the Exanthemata* is appended on page 450. **E.**, **Syphilitic**. See *Roseola, Syphilitic*.

**Exanthematic** (*eks-an-them-at'-ik*). See *Exanthematos*. **E.** **Typhus**. See *Typhus Fever*.

**Exanthematology** (*eks-an-them-at-ol'-o-jē*) [*ἔξάνθημα*, eruption; *λόγος*, science]. The science of the exanthematous diseases.

**Exanthematous** (*eks-an-them'-at-us*) [*ἔξάνθημα*, eruption]. Of the nature of or characterized by exanthema, or eruption; of the nature of an eruptive fever.

**Exanthesis** (*eks-an-the'-sis*) [*ἔξάνθησις*, a blossoming: *pl.*, *Exantheses*]. 1. The breaking out or the appearance of an exanthem. 2. Any exanthematous disease. **E.** *rosalia arthrodynia*. Synonym of *Dengue*.

**Exanthropia** (*eks-an-thro'-pe-ah*) [*ἔξις*, out; *ἄνθρωπος*, men]. Morbid dislike of human society; apantrophia.

**Exarteritis** (*eks-ar-ter-i'-tis*) [*ἔξις*, out; *ἀρτηρία*, artery; *ιτις*, inflammation]. Inflammation of the outer coat of an artery.

**Exarthrima** (*eks-ar-thrim'-ah*) [*ἔξις*, out; *ἄρθρον*, joint: *pl.*, *Exarthrimata*]. Luxation or dislocation of a joint.

**Exarticulate** (*eks-ar-tik'-u-lāt*) [*ex*, priv.; *articulare*, to join]. In biology, applied to limbs, antennæ, palpi, or other appendages destitute of joints.

**Exarticulation** (*eks-ar-tik-u-la'-shun*) [*ex*, out; *articulus*, joint]. 1. Luxation of a joint. 2. Amputation at a joint.

**Excandescencia** (*ex-kan-des-en'-she-ah*) [*ex*, out; *candescere*, to glow]. Angry or furious mania; a paroxysm of insane fury.

**Excarnation** (*eks-kar-na'-shun*) [*ex*, out; *caro*, flesh]. The removal of superfluous tissue from an anatomic preparation.

**Excaudate** (*eks-kaw'-dāt*) [*ex*, priv.; *cauda*, tail]. In biology, tailless.

**Excavation** (*eks-kav-a'-shun*) [*excavare*, to hollow out]. A hollow or cavity, as in the lungs or in a tissue. **E.** of the **Optic Nerve**, a hollowing or "cupping" of the disc, or optic nerve-entrance, that may be *physiologic* or *congenital*, and without particular significance; or *pathologic*, the result of glaucoma, optic atrophy, etc.

**Excavator** (*eks'-kav-a-tor*) [*excavare*, to hollow out]. A dental instrument for opening and forming cavities and removing decayed matter from them; *e. g.*, the hatchet, hoe, and chisel.

**Excentric** (*eks-sen'-trik*) [*ex*, out; *centrum*, center]. 1. See *Eccentric*. 2. Out of the center or median line. **E.** **Pains**, radiating pains, symptomatic of spinal disease, due to irritation of the posterior nerve-roots. The pains are felt to be in the peripheral organs, hence the name.

**Excerebration** (*eks-ser-e-bra'-shun*) [*ex*, out; *cerebrum*, brain]. The removal of the fetal brain in the process of embryotomy.

**Excipient** (*ek-sip'-e-ent*) [*excipere*, to take up]. In pharmacy, any substance used to give an agreeable or convenient form to the ingredients of a prescription.

**Exciple** (*ek'-sip-l*) [*excipulum*, a receiving-vessel]. That part of a lichen forming the rim of the perithecium, or immediately surrounding it.

**Excision** (*ek-sizh'-un*) [*excisio*, a cutting out]. The operation of removing a part or tissue by cutting; a cutting out.

**Excitability** (*ek-sit-ab-il'-it-e*) [*excitare*, to rouse]. The property of reacting to stimulus.

**Excitant** (*ek-si'-tant*) [*excitare*, to rouse]. A remedy that stimulates the activity of an organ.

**Excitation** (*ek-si-ta'-shun*) [*excitare*, to rouse]. The act of stimulating or irritating. **E.**, **Direct**, in electrotherapeutics, the excitement of a muscle by placing an electrode on the muscle itself. **E.**, **Indirect**, the excitement of a muscle through its nerve.

## TABLE OF THE EXANTHEMATA.

NAME.	PERIOD OF INCUBATION.	STAGE OF INVASION.	TIME OF APPEARANCE OF ERUPTION.	CHARACTER OF ERUPTION.	DURATION OF ERUPTION.	LOCATION.	DESQUAMATION.	DURATION OF DISEASE.	CONVALESCENCE.
Erysipelas.	Few hours to 3 or 4 days.	1 to 3 days.	Within 24 hours.	Efflorescence; bright-red; polished; with well-defined, raised margin.	4 to 8 days.	Face.	Branny, or in large flakes.	1 to 3 weeks.	Crisis.
Measles.	10 to 12 days.	4 days.	4th day.	Maculæ; small, dark-red, with crescentic borders. Complete in 24 hours.	4 to 5 days.	Face; then downward over body.	Branny. 8-11 days.	2 weeks.	Crisis.
Rötheln.	8 to 17 days.	24 to 48 hours.	Within 48 hours.	Maculæ; rose-colored; rounded; discrete.	3 days.	Face and scalp; then downward over body.	Slightly branny.	4 to 7 days.	Crisis.
Scarlatina.	1 to 21 days.	1 to 2 days.	Within 24 hours.	Diffuse; scarlet; punctate.	7 to 10 days.	Neck, chest, face; then over body.	Scales or large flakes. About one week.	2 to 3 weeks.	Lysis.
Typhoid Fever.	5 to 35 days.	6 to 8 days.	7th day.	In crops. Rose-colored, lenticular spots.	Each crop 3 to 5 days. Last 10 to 20 days or throughout the whole course of the fever.	Abdomen, chest, and back.	Slightly branny or none.	3 to 4 weeks.	Lysis.
Typhus Fever.	4 to 12 days.	5 days.	Usually 5th day; may be on 3d or not till 7th day.	Measly spots; petechiæ; streaks; color, mulberry-red.	Few days, or may last throughout the course of the disease.	Sides of chest and abdomen; arms; back.	Slightly branny.	2 to 4 weeks.	Crisis.
Varicella.	4 to 14 days.	1 to 2 days.	Within 12 to 24 hours.	In crops. Vesicles.	5 to 8 days.	Back, chest, arms.	Crusts. 5-8 days.	2 weeks.	Lysis.
Variola.	8 to 14 days.	3 days.	4th day.	Umbilicated pustules.	21 to 25 days.	Face, and over body.	Crusts. 12-22 days.	4 to 5 weeks.	Lysis.

**Excito-** (*ek-si't-to*) [*excitare*, to rouse]. A Latin prefix denoting *stimulation* or *excitation*. **E.-motor**, exciting or arousing motor function; also, a drug or agent that increases activity of the motor nerve-centers.

**E.-nutrient**, arousing or quickening the processes of nutrition. **E.-reflex**, pertaining to a reflex action that ends in muscular action. **E.-secretory**, arousing the function or process of secretion. **E.-vaso-motor**, carrying stimulus to vaso-motor centers.

**Excitor** (*ek-si't-tor*) [*excitare*, to rouse]. One who or that which stimulates or excites.

**Exclave** (*eks-klav'*, *eks-klav'*) [Fr.]. A detached portion of any organ, as of a pancreas or ovary.

**Exclusion** (*eks-klu'-shun*) [*excludere*, to shut out]. A shutting out. **E., Diagnosis by**, the reaching of a final or most probable diagnosis by successively excluding one hypothesis after another, as impossible, from a consideration of the symptoms.

**Excochleation** (*eks-kok-le-a'-shun*) [*ex*, out; *cochlea*, shell, spoon]. The scraping out of material with the curet.

**Excoriation** (*eks-ko-re-a'-shun*) [*ex*, from; *corium*, the skin]. 1. Abrasion or removal, partial or complete, of a limited portion of the skin. 2. A lesion of the skin in which, as a rule, the surface is denuded only as far as the stratum mucosum. It heals without leaving a scar. It is usually seen in pruritic diseases.

**Excreation** (*ex-kre-a'-shun*). See *Excretion*.

**Excrement** (*eks'-kre-ment*) [*excernere*, to separate; to excrete]. An excreted substance; the feces.

**Excrement** (*eks'-kre-ment*) [*excrevere*, to grow out]. An old name for the hair, nails, etc.

**Excrementitious** (*eks-kre-men-tish'-us*) [*excernere*, to separate; to excrete]. Pertaining to the excrement.

**Excrecence** (*eks-kres'-ens*) [*excrevere*, to grow out]. An abnormal outgrowth upon the body. See *Cauliflower Excrecence*.

**Excreta** (*eks-kre'-tah*) [*pl.*; *excernere*, to separate]. The natural discharges of the body, particularly those of the bowels; feces.

**Excretin** (*eks'-kre-tin*) [*excernere*, to separate].  $C_{20}H_{36}O$ . One of the constituents of feces. It occurs in little leaves or tufts mixed with needles, insoluble in cold or hot water, soluble in hot alcohol and ether; its reaction is neutral.

**Excretion** (*eks-kre'-shun*) [*excretio*; *excernere*, to excrete]. The separation of the waste products of an organ, or of the body as a whole, out of the blood. The material so excreted.

**Excretory** (*eks'-kre-tor-e*) [*excretio*; *excernere*, to excrete]. Pertaining to excretion. **E. Duct**, a canal conveying the excretion from the excretory organ to the discharging point. See *Duct*.

**Excurrent** (*eks-kur'-ent*) (*ex*, out; *currere*, to run). Leading or going outward, as an *excurrent* canal.

**Excurvation** (*ex-kur-va'-shun*) [*ex*, out; *curvare*, to curve]. A deformity of the eyelid affecting almost



exclusively the upper palpebra, and one in which the tarsal cartilage becomes turned outward. It occasionally develops in protracted cases of granular conjunctivitis.

**Exedent** (*ek'-se-dent*) [*exedens*; *ex*, out; *edere*, to eat]. Rodent; eating away the tissues.

**Exelcysmos** (*eks-el-sis'-mos*) [*ēx*, from; *ἐλκύειν*, to draw]. Extraction, as of teeth.

**Exencephalocèle** (*eks-en-sef'-al-o-sēl*) [*ēx*, out; *ἐγκέφαλον*, brain; *κῆλη*, hernia]. Cerebral hernia; an exencephalous tumor; a mass of brain-substance outside of the cranial cavity.

**Exencephalon** (*eks-en-sef'-al-on*). Same as *Exencephalus*.

**Exencephalus** (*eks-en-sef'-al-us*) [*ēx*, out; *ἐνκέφαλος*, brain]. A species of single autositic monsters characterized by a malformed brain, situated, at least in part, without the cranial cavity, the bony walls of which are themselves imperfect. The specimens of this nature are divided into two main classes—those with and those without a spinal fissure. 2. A variety of autositic monsters of the foregoing species in which there is an arrested development of the cranial bones, with protrusion of the brain, associated with an extensive spina bifida.

**Exenteratio bulbi**. See *Exenteration of the Orbit*.

**Exenteration** (*eks-en-ter-a'-shun*) [*ēx*, out; *ἐντερον*, intestine]. 1. Removal of the intestines or thoracic viscera in embryotomy. 2. In ophthalmology, the operation of evisceration of the contents of the eyeball, leaving the globe as a stump in the orbit. **E. of the Orbit**, the removal of the contents of the orbital cavity.

**Exenteritis** (*eks-en-ter-i'-tis*) [*ēx*, out; *ἐντερον*, bowel; *ιτις*, inflammation]. Inflammation of the outer or peritoneal coat of the intestine.

**Exercise** (*eks'-er-siz*) [*exercere*, to keep busy]. Functional activity of the muscles; often applied to such activity when its purpose is the preservation or restoration of the health. **E., Active**, that exerted by the will of the patient. **E., Passive**, when the part is moved by another, or acted upon, as in massage. **E. Bones**, Rider's bones; osseous growths occasionally found in the muscles.

**Exeresis** (*eks-er'-es-is*) [*ēx*, out; *αἰρέειν*, to take]. Surgical removal, as by excision or extraction; evacuation.

**Exfetation** (*eks-fe-ta'-shun*) [*exfetatio*]. Ectopic or extrauterine fetation.

**Exfoliation** (*eks-fo-le-a'-shun*) [*exfoliatio*; *exfoliare*, to shed leaves]. The lamellar (or other) separation of bone or other tissue from the living structure in *Dry Necrosis*, etc.

**Exhalant** (*eks-ha'-lant*) [*exhalare*, to breathe out]. 1. Serving for exhalation; exhaling. 2. A pore or organ of exhalation.

**Exhalation** (*eks-hal-a'-shun*) [*exhalare*, to breathe out]. The process of giving off or exhaling vaporous or effluvial matters; the vapor, subtle particles, etc., given off by the body through the skin or lungs.

**Exhaustion** (*eg-zawst'-yun*) [*exhaurire*, to pour out]. Great loss of vital and nervous power from fatigue or protracted disease.

**Exhibit** (*ek-zib'-it*) [*exhibere*, to give]. To administer as a medicine.

**Exhibition** (*ek-zib-ish'-un*) [*exhibere*, to give]. In legal medicine, the exposing of the genitalia in public places.

**Exhibitionism** (*ek-zib-ish'-un-izm*) [*exhibere*, to give]. A perversion of the sexual feeling that leads the patient to expose the genital organs.

**Exhibitionist** (*ek-zib-ish'-un-ist*) [*exhibere*, to give]. An insane person who wilfully and indecently exposes himself.

**Exhilarant** (*ek-zil'-ar-ant*) [*exhilarare*, to cheer]. An agent to enliven and cheer the mind. **E. Gas**, nitrous oxid gas.

**Exhumation** (*ex-hu-ma'-shun*) [*ex*, out of; *humus*, the ground]. The digging up after interment of a dead body, for examination in medico-legal inquiries, or for reinterment.

**Exindusiate** (*eks-in-du'-se-at*) [*ex*, priv.; *induere*, to put on; *indusium*, the covering of the fruit-dots in ferns]. In biology, applied to such ferns as lack the indusium.

**Exner's Solution**. See *Stains, Table of*.

**Exocardiac**, or **Exocardial** (*eks-o-kar'-de-ak*, or *eks-o-kar'-de-al*) [*ēxw*, out; *καρδία*, heart]. Originating or situated outside of the heart.

**Exocarditis** (*eks-o-kar-di'-tis*) [*ēxw*, out; *καρδία*, heart; *ιτις*, inflammation]. Inflammation of the outer surface of the heart. Also a synonym of *Pericarditis*.

**Exocarp** (*eks'-o-karp*) [*ēxw*, outside; *καρπός*, fruit]. In biology, the outer layer of a pericarp when the latter consists of more than one layer.

**Exoccipital** (*eks-ok-sip'-it-al*) [*ex*, out; *occiput*, the occiput]. Lying to the side of the foramen magnum.

**E. Bone**, the neurapophysial or condyloid part of the occipital bone, with which in adult life it is consolidated.

**Exocelar** (*eks-o-se'-lar*) [*ēxw*, outside; *κοιλία*, body-cavity]. In biology, situated on the outer or somatic wall of the body-cavity.

**Exocelarium** (*eks-o-se-la-re'-um*) [*ēxw*, outside; *κοιλία*, body-cavity]. In biology, the epithelium of the outer wall of the body-cavity.

**Exocelum** (*eks-o-se'-lum*) [*ēxw*, outside; *κοιλία*, the body-cavity]. In biology, the extra-embryonic part of the body-cavity shut off by the somatic and splanchnic stalks at the umbilicus. (Sevenka.)

**Exochorion** (*eks-o-ko'-re-on*) [*ēxw*, outside; *χορίον*, chorion]. The external layer of the chorion.

**Exocolitis** (*eks-o-ko-li'-tis*) [*ēxw*, out; *κόλον*, colon; *ιτις*, inflammation]. Inflammation of the outer or peritoneal coat of the colon.

**Exocranium** (*eks-o-kra'-ne-un*) [*ēxw*, out; *κρανίον*, cranium]. The outer surface of the skull; the pericranium.

**Exodic** (*eks-od'-ik*) [*ēxw*, out; *ὁδός*, a way]. Transmitting impulses outward from the central nervous system; efferent; centrifugal.

**Exodontosis** (*eks-o-don-to'-sis*). See *Exostosis of the Teeth*.

**Exodyne** (*eks'-o-din*) [*ēxw*, out of; *ὀδίνη*, pain]. A mixture of acetanilid 90, sodium salicylate 5, and sodium bicarbonate 5; it is used as an anodyne.

**Exogamy** (*eks-og'-am-e*) [*ēxw*, outside; *γάμος*, marriage]. The law that forbids marriage between persons of the same family. (Lang.)

**Exogastritis** (*eks-o-gas-tri'-tis*) [*ēxw*, out; *γαστήρ*, belly; *ιτις*, inflammation]. See *Perigastritis*.

**Exogen** (*eks'-o-jen*) [*ēxw*, outside; *γενής*, producing]. In biology, one of the two primary classes of flowering-plants, characterized by the growth of the stems in concentric layers; more properly called Dicotyledons.

**Exogenetic** (*eks-o-jen-et'-ik*) [*ēxw*, outward; *γεννᾶν*, to produce]. Due to an external cause; not arising within the organism.

**Exogenous** (*eks-og'-en-us*) [*ēxw*, out; *γεννᾶν*, to produce]. Of the nature of an exogen; growing by accretions to the outer surface.

**Exognathite** (*eks-og'-nath-it*). See *Basecephysis*.

**Exogonium** (*eks-o-go'-ne-un*). See *Jalap*.

**Exometritis** (*eks-o-me-tri'-tis*) [*ēxw*, out; *μήτρα*, womb; *ιτις*, inflammation]. Perimetritis; less correctly, parametritis. See *Metritis*.

**Exomphalos** (*eks-om'-fal-os*) [ἔξ, out; ὀμφαλός, navel]. Undue prominence of the navel; also, umbilical hernia.

**Exoneural** (*eks-o-nu'-ral*) [ἔξω, out; νεύρον, nerve]. Occurring or situated outside of the nervous apparatus.

**Exopathic** (*eks-o-path'-ik*) [ἔξω, out; πάθος, disease]. Pertaining to those causes of disease coming from without or beyond the organism. See, also, *Endopathic*.

**Exoperidium** (*eks-o-per-id'-e-um*) [ἔξω, outside; *peridium* (from *περιδιδον*, dim. of *πίτρα*, a leather pouch), the covering of the spore-case]. The outer peridium of a fungus having more than one, as the earth-star.

**Exophoria** (*eks-o-for'-e-ah*). See *Heterophoria*. **E., Pseudo-**, an outward tending of the eyes excited by lessening the activity of the accommodative centers, as when hyperopia has been corrected by convex lenses. This condition also exists in uncorrected myopia.

**Exophthalmic** (*eks-off-thal'-mik*) [ἔξ, out; ὀφθαλμός, eye]. Pertaining to exophthalmos. **E. Goiter.** See *Goiter*.

**Exophthalmometer** (*eks-off-thal-mom'-et-er*) [ἔξ, out; ὀφθαλμός, eye; μέτρον, measure]. An instrument for measuring the degree of exophthalmus.

**Exophthalmos, Exophthalmus** (*eks-off-thal'-mos, -mus*) [ἔξ, out; ὀφθαλμός, eye]. Abnormal prominence or protrusion of the eyeballs. **E., Pulsating**, that characterized by a bruit and pulsation, due to an aneurysm that pushes the eye forward.

**Exoplasm** (*eks'-o-plasm*) [ἔξω, outside; πλάσσειν, to form]. In biology, the outer protoplasm of a unicellular organism or histologic cell.

**Exopodite** (*eks-op'-o-dit*) [ἔξω, outside; ποίς (ποδ-), foot]. In biology, the outer of the two main divisions of the typical crustacean limb or appendage. Cf. *Endopodite* and *Basephysis*.

**Exorhinus** (*eks-or-i'-nus*) [ἔξω, without; ρίς, nose]. Lissauer's term for a skull in which the angle between the lines joining the nasion and the alveolar point and rhinion is between 1° and 20.5°.

**Exormia** (*eks-or'-me-ah*) [ἐξορμᾶν, to go forth]. Any papular skin-disease.

**Exoskeleton** (*eks-o-skel'-et-un*) [ἔξω, outside; σκελετόν, a dried body]. In biology, the outer envelop of many of the lower forms of life for the protection and attachment of organs, representing an integument modified by the deposition of chitin, lime, or other hardening substance. See *Dermoskeleton*.

**Exosmose** (*eks'-os-mōs*). See *Exosmosis*.

**Exosmosis** (*eks-os-mō'-sis*) [ἔξ, out; ὥσμός, thrust]. Outward osmosis. See *Endosmosis* and *Osmosis*.

**Exosmotic** (*eks-os-mōt'-ik*) [ἔξ, out; ὥσμός, thrust]. Pertaining to or characterized by exosmosis.

**Exospore** (*eks'-o-spor*) [ἔξω, outside; σπόρος, seed]. In biology, the outer coat of a spore.

**Exostome** (*eks'-os-tōm*) [ἔξω, outside; στόμα, mouth]. In biology, the orifice in the outer coat of the ovule, or the outer peristome of a moss.

**Exostosis** (*eks-os-tō'-sis*) [ἔξ, out; ὀστέον, bone]. Abnormal enlargement or growth of bone, especially a deposit of bony tissue upon the surface of a pre-existing bone. **E. of the Teeth**, exostosis dentium; exodontosis. An outgrowth from a tooth. The only part of a tooth subject to exostosis is the root, and the development of the affection usually commences at or near the extremity; extending from thence upward, it sometimes covers a greater or less portion of the external surface. **E., Ivory**, a bony outgrowth of extreme hardness and of small size, rarely exceeding that of a small walnut. It springs usually from the exterior of one of the cranial bones.

Histologically, it is marked by the absence of Haversian canals.

**Exostotic** (*eks-os-tōt'-ik*) [ἔξ, out; ὀστέον, bone]. Of the nature of exostosis.

**Exoteric** (*eks-o-ter'-ik*) [ἐξωτερικός, external]. Synonymous with *Exopathic*.

**Exoterorhinus** (*eks-o-ter-or-i'-nus*) [ἐξώτερος, outside; ρίς, nose]. Lissauer's term for a skull in which the angle between the lines joining the nasion and the alveolar point and rhinion is between 22.5° and 45°.

**Exotheca** (*eks-o-the'-kah*) [ἔξω, outside;θήκη, a case]. In biology, the proper calcareous investment of the visceral chamber of a coral.

**Exothecium** (*eks-o-the'-se-um*) [ἔξω, outside;θήκη, a case]. In biology, the epidermis of the anther.

**Exothyropexy** (*eks-o-thi'-ro-peks-e*) [ἔξω, without; θυρεός, a shield; πῆξις, fixation]. Partial extrusion of goiter, with subsequent atrophy from constriction, cicatrization, etc.

**Exotic** (*eks-ōt'-ik*) [ἐξωτικός, foreign]. Pertaining to plants and products from another country.

**Exotropia** (*eks-o-tro'-pe-ah*). See *Strabismus*.

**Expansive** (*eks-pān'-sif*) [*expandere*, to spread out]. Comprehensive; wide-extending. **E. Delirium**, insane over-estimation of one's mental or bodily powers. See *Exaltation*.

**Expectant** (*eks-pek'-tant*) [*expectare*, to look out for]. Awaiting or expecting; applied to a plan of treatment consisting in watching the progress of a disease, and not interfering with therapeutic measures, unless warranted by special symptoms.

**Expectation** (*eks-pek-tā'-shun*) [*expectare*, to expect]. Same as *Expectant*. **E. of Life**, the average number of years that persons of a given age, taken one with another, live, assuming that they die according to a given table of the probabilities of life. It thus has no relation to the most probable life of a single given individual. **E. of L., Complete**, the addition of one-half year to the curtate expectation to allow for that portion of a year lived by each person in the year of his death. **E. of L., Curtate**, the average number of whole or completed years lived by each person.

**Expectorant** (*eks-pek'-to-rant*) [*ex*, out; *pectus*, breast]. 1. Promoting expectoration. 2. A remedy that promotes expectoration.

**Expectoration** (*eks-pek-tor-a'-shun*) [*ex*, out; *pectus*, breast]. 1. The ejection from the mouth of saliva or material brought into it by the air-passages. 2. The fluid or semi-fluid matters from the lungs and air-passages expelled by coughing and spitting. **E., Prune-juice**. See *Prune-juice*. **E., Rusty**. See *Rusty Expectoration*.

**Expellent** (*eks-pel'-ent*) [*expellere*, to drive out]. A medicine that has power to expel a *materies morbi*.

**Experiment** (*eks-per'-im-ent*) [*experimentare*, to experiment]. A trial or test.

**Experimentum** (*eks-per-im-en'-tum*) [L.]. Same as *Experiment*. **E. mirabile of Kirchner**, a hypnotic phenomenon in animals, a hen, *e. g.*, remaining in a fixed position when the head is pressed down and a chalk line made from its beak.

**Expert** (*eks'-pert*) [*expertus*, proved]. A person especially qualified in a science or art. **E., Medical**, a physician peculiarly fitted by experience or special learning to render an authoritative opinion in medical or diagnostic questions.

**Expiration** (*eks-pi-ra'-shun*) [*expirare*, to breathe out]. The act of breathing forth, or expelling air from the lungs.

**Expiratory** (*eks-pi'-rat-or-e*) [*expirare*, to breathe out]. Relating to or concerned in the expiration of air.



**Expire** (*eks-pīr'*) [*expirare*, to breathe out]. To breathe out; to die.

**Explanate** (*eks-plan-āt*) [*explanare*, to flatten, spread out]. In biology, spread out, flattened; applied to parts usually rolled or folded.

**Exploration** (*eks-plor-a'-shun*) [*explorare*, to search out]. The searching out the condition of a diseased organ or part by means of auscultation, palpation, percussion, etc. Also the searching of a wound to learn its nature, course, etc., and if foreign bodies may be present. Also the examination of the female genital organs by the finger or instrument for diagnostic purposes.

**Explorator, Explorer** (*eks'-plor-a-tor*, *ex-plor'-er*) [*explorare*, to search out]. An instrument for use in exploration. **E., Electric**, an instrument for detecting a bullet by means of the electric current.

**Exploratory** (*eks-plor'-at-or-e*) [*explorare*, to search out]. Pertaining to exploration. **E. Puncture**, the puncture of a cavity or tumor and extraction therefrom of some of the contents to learn their nature. **E. Trocar**, one especially adapted for exploratory puncture.

**Explosion** (*eks-plo'-zhun*) [*explodere*, to drive away]. 1. The sudden expansion of a body of small volume into great volume, with the resulting effects. 2. The sudden and violent occurrence of any symptom or function.

**Explosive** (*eks-plo'-siv*) [*explodere*, to drive away]. See *Consonants*. **E. speech**, speech characterized by suddenness and explosiveness of enunciation.

**Exposure** (*eks-po'-zhūr*) [*exponere*, to expose]. 1. The act of laying bare, as the genitals. 2. The state of being open to some action or influence, as of cold or wet.

**Expression** (*eks-presh'-un*) [*expressus*; *exprimere*, to press out]. 1. A pressing out. The forcible separation of liquids from solids by pressure. 2. The recognizable manifestation through the facial lineaments or the voice of any subjective feeling. **E. of Fetus or Placenta**, assisting the expulsion of fetus or placenta by pressure upon the abdominal walls.

**Expulsion** (*eks-pul'-shun*) [*expulsio*; *expellere*, to drive out]. The act of driving out. **E., Spontaneous**, the extrusion of the fetus or the placenta without external aid.

**Expulsive** (*eks-pul'-siv*) [*expellere*, to drive out]. Pertaining to the extrusion or driving out of the fetus in childbirth, the voiding of the feces, urine, etc.

**Exsanguination** (*ek-sang-gwin-a'-shun*) [*ex*, priv.; *sanguis*, blood]. The forcible expulsion of blood from a part, as before amputation.

**Exsanguine** (*ek-sang'-gwin*) [*ex*, priv.; *sanguis*, blood]. Bloodless.

**Exsanguinity** (*ek-sang-gwin'-it-e*) [*ex*, priv.; *sanguis*, blood]. Bloodlessness; extreme pallor.

**Excised** (*ek-sin'-ded*) [*ex*, out; *scindere*, to cut]. In biology, terminating abruptly in an angular notch.

**Exscreation** (*ek-skre-a'-shun*) [*ex*, out; *screare*, to hawk]. The act of clearing the throat by hawking and spitting.

**Exsculptate** (*eks-kulp'-tāt*) [*exsculpere*, to carve out]. In biology, presenting a sculptured appearance.

**Exsert, Exserted** (*ek'-sert*, *ek-ser'-ted*) [*exserere*, to thrust out]. In biology, projecting, as a stigma beyond the anthers.

**Exsertus** (*ek-ser'-tus*) [*L.*]. Protruding; sometimes applied to teeth that protrude. See *Dens exsertus*.

**Exsiccate, Exsiccati** (*ek-sik-at'-e*, *-i*) [*exsiccare*, to dry up]. In biology, the dried plants of an herbarium.

**Exsiccation** (*ek-sik-a'-shun*) [*ex*, out; *siccus*, dry]. The process of depriving a solid of its moisture or volatile constituents by the agency of moderate heat.

**Exsiccative** (*ek-sik'-at-iv*) [*exsiccare*, to dry up]. 1. Having a strong drying tendency. 2. A desiccating or drying remedy or application.

**Exsiccator** (*ek'-stip-a-tor*) [*exsiccare*, to dry up]. A closed glass vessel containing a tray of  $H_2SO_4$ , used to dry and cool substances preparatory to weighing.

**Exspuition** (*eks-pu-ish'-un*) [*ex*, out; *spuere*, to spit]. Expectoration; spitting.

**Exstipulate** (*ek-stip'-u-lāt*) [*ex*, without; *stipula*, a stipule]. In biology, destitute of stipules.

**Exstrophy** (*eks'-tro-fe*) [*εκστροφή*, to evert]. 1. The turning of a hollow organ inside out; the state of being turned inside out. 2. Congenital absence of the anterior wall of the bladder and abdomen with extroversion of the bladder.

**Exsuccation** (*ek-suk-ka'-shun*) [*ex*, out; *succus*, juice]. Same as *Ecchymosis*.

**Exsuccous** (*ek-suk'-us*) [*ex*, without; *succus*, juice, sap]. In biology, juiceless. Also written *Exsuccous*.

**Exsufflation** (*ek-suf-la'-shun*) [*ex*, out; *sufflare*, to blow]. Forced discharge of the breath.

**Exta** (*eks'-tah*) [*L., pl.*]. The viscera, especially those of the chest.

**Extension** (*eks-ten'-shun*) [*extendere*, to stretch out].

1. The opposite of *flexion*; the straightening of a flexed limb by the natural and functional process; the state of a limb that is not flexed. 2. Traction made upon a fractured or dislocated limb in order to bring the parts into proper apposition. **E., Angular**, a method of reducing and maintaining old dislocations of the hip. **E., Counter-**, traction upon the trunk or the trunk-end of a fractured limb in addition to extension. **E., Double**, traction applied to both limbs in hip-joint disease, etc. **E. Stage in Labor**, one of the stages of labor, consisting in the bending of the fetal head, the occiput toward the back.

**Extensor** (*eks-ten'-sor*) [*extendere*, to extend]. That which stretches out or extends. **E. Muscles**. See *Muscles*, *Table of*. **E. Tetanus**, in general spasms the extensor muscles overcome the flexors, and the spasm thus becomes an *extensor tetanus*.

**Extenuation** (*eks-ten-u-a'-shun*) [*ex*, out; *tenuis*, thin]. Thinness; leanness of body; delicacy.

**Extern** (*eks'-tern*) [*externus*, outward]. 1. Outside; outside the gates of a hospital. 2. An out-door patient. 3. A medical student, or graduate, who attends to out-door charity cases. **E. Maternity**, a lying-in in a private house.

**Externalization** (*eks-tern-al-iz-a'-shun*) [*externus*, outward]. The process of externalizing, or embodying. **E. of Sensation**. See *Sensitization*.

**Externomedian** (*eks-ter-no-me'-de-an*) [*externus*, outward; *medius*, middle]. In biology, outside the median line.

**Extesticulate** (*eks-tes-tik'-u-lāt*) [*ex*, out; *testiculus*, a testicle]. To castrate.

**Extinction** (*eks-tink'-shun*) [*extinguere*, to extinguish]. Complete abeyance or final loss, as of the voice; also, incomplete loss.

**Extine** (*eks'-tin*) [*externus*, outside]. In biology, the outer coat of a pollen-grain. Also *Exine* (Schacht).

**Extirpation** (*eks-ter-pa'-shun*) [*extirpare*, to root out]. Thorough excision or out-rooting of a part, as of a gland, a tumor, the uterus, the ovaries, etc. **E. of the Eyeball**, complete removal of the globe of the eye. Enucleation.

**Extra-** (*eks'-trah-*) [*L.*]. A prefix, meaning *outside, without*. **E.-axillary**, in biology, applied to a branch or bud somewhat out of the axil. **E.-current**, the induced electric current. **E.-enteric**. In biology, perivisceral. **E.-neural**, situated or occurring outside of a nerve. A term applied to certain nervous

affections of which the true seat is more or less remote from the point which manifests the symptoms of nerve-embarrassment. **E.-ocular**, outside the eye, or eyeball; in biology, applied to those antennæ of insects that are located at a distance from the eyes. **E.-pelvic**, situated or occurring outside the pelvis. **E.-polar Region**, that lying outside the electrodes, as opposed to the **Intra-polar Region**, or **area**, that lying within or directly beneath the electrodes. **E.-uterine**, without the uterus. **E.-u. Pregnancy**. See *Pregnancy*. **E.-u. Life**, that after birth.

**Extracapsularium** (*eks-trah-kap-su-la'-re-um*) [*extra*, beyond, outside; *capsula*, capsule: *pl.*, *Extra-capsularia*]. In biology, that portion of a radiolarian outside the central capsule.

**Extracardial** (*eks-trah-kar'-de-al*) [*extra*, without; *kardia*, heart]. Situated or occurring outside of the heart.

**Extralocal** (*eks-trah-klo-a'-kal*) [*extra*, without; *cloaca*, a sewer]. In biology, situated outside the cloaca.

**Extracostal** (*eks-trah-kos'-tal*) [*extra*, without; *costa*, a rib]. Outside of the ribs. **E. Muscle**, any external intercostal muscle. See *Muscles*, *Table of*.

**Extracrusureus** (*eks-trah-kru'-re-us*) [*extra*, outside; *crus*, a leg]. The vastus externus muscle. See *Muscles*, *Table of*.

**Extract**, **Extractum** (*ex'-trak't*, *-trak't'-um*) [*extractus*; *extrahere*, to extract: *pl.*, *Extracta*]. In pharmacy, a solid or semi-solid preparation, made by extracting the soluble principles of a drug and evaporating the solution to a proper consistence. Alcohol and water are the most common solvents. There are 33 official extracts. **E., Alcoholic**, that in which alcohol is the solvent. **E., Aqueous**, that prepared by using water as the solvent. **E., Fluid**, in pharmacy, an alcoholic or hydro-alcoholic solution of the solid principles of a vegetable drug, of such strength that 1000 grams of the drug are fully represented by one liter of the fluid extract. There are 88 official fluid extracts, besides 53 in the *N. F.*

**Extraction** (*ex-trak'-shun*) [*extractio*; *ex*, out; *trahere*, to draw]. The drawing out of a body, as a calculus, a fetus, or a tooth. Also, the pharmaceutical process of making an extract, chiefly by the action of some menstruum, as alcohol, ether, or water. **E. of Cataract**, removal of the cataractous lens by surgical operation. The methods proposed or practised are almost numberless. **Daviel's Method**, improved by *Beer*, consists in making a semicircular flap (upward in Daviel's, downward in Beer's) in the cornea, or at the margin, with rupture of the capsule and expression of the lens. This method is being revived and, with modification, adopted by a large number of modern operators, and is called the **Flap-extraction**. The **Discission-operation** is used in soft cataract, and consists in introducing a needle, whereby the capsule is broken and the aqueous humor gains access to the lens-substance, which is then absorbed or removed by suction. In **v. Graefe's Peripheral Linear Method**, the Graefe lance-knife enters the sclerotic 1.5 mm. from the corneal border, and 2 mm. below the horizontal tangent of the upper border of the cornea, and is at first directed downward, but the counterpuncture is finally made opposite the point of puncture. The cut upward is then made parallel to the plane of the iris, followed by an iridectomy, capsulotomy, and expression of the lens. The change in **v. Graefe's Modified Linear Extraction** consists chiefly in bringing the section to the corneo-scleral junction. **Needling**, or the **needle-operation**. See *Discission*. The **Simple Method**, now advocated by many ophthalmic surgeons, consists in a flap-forming section and an

omission of the iridectomy. The **Suction Method** consists in the extraction of soft cataracts by sucking the lenticular matter through a syringe nozzle introduced into the lens-substance, or by other methods. See *Operations*, *Table of*.

**Extractive** (*eks-trak'-tiv*) [*ex*, out; *trahere*, to draw].

1. In pharmacy, a substance which, during the process of making an extract from a vegetable or drug of vegetable origin, becomes dark, and finally insoluble.

2. Any one of a class of nitrogenous bodies (such as creatin and xanthin) that may be extracted in small amount from various animal tissues. By some writers they are classed as protein compounds.

**Extractor** (*eks-trak'-tor*) [*ex*, out; *trahere*, to draw].

An instrument for extracting bullets, sequestræ, etc. **E., Screw**, one armed with a screw-attachment; a *tirefond*.

**Extractum** (*eks-trak'-tum*). See *Extract*. **E. ferri pomatum**, or **E. pomi ferratum**, ferrated extract of apples; official in the German Pharmacy and given in the National Formulary; it is an extract of sour apples, 50 parts, with iron one part. It contains a crude malate of iron.

**Extrafloral** (*eks-trah-flo'-ral*) [*extra*, outside; *flos*, a flower]. In biology, placed without the flower.

**Extrafoliaceous** (*eks-trah-fo-le-a'-she-us*) [*extra*, outside; *folium*, leaf]. In biology, separated from the leaves.

**Extralimital** (*eks-trah-lim'-it-al*) [*extra*, outside; *limes*, bounds, limit]. In biology, not included in a given area, either on the surface of a plant or animal, or on the earth's surface.

**Extramalleolus** (*eks-trah-mal-e'-o-lus*) [*extra*, without; *malleolus*, a small hammer]. The outer malleolus of the ankle.

**Extrambulacral** (*eks-tram-bu-la'-kral*) [*extra*, without; *ambulacrum*, a walk, alley]. In biology, located outside the ambulacra.

**Extramedullary** (*eks-trah-me-dul'-ar-e*) [*extra*, without; *medulla*, marrow]. Situated or occurring outside of the medulla.

**Extraneous** (*eks-trah'-ne-us*) [*extraneus*, external]. Existing or belonging outside the organism. **E. Body**, a foreign or intrusive body, present within the organism.

**Extraordinary** (*eks-tror'-din-a-re*) [*extra*, beyond; *ordo*, rule]. Out of the common; special. **E. Ray**. See *Ray*.

**Extrathecral** (*eks-trah-the'-kal*) [*extra*, outside; *theca*, box, case]. In biology, located outside the theca.

**Extravasation** (*eks-trav-as-a'-shun*) [*extra*, outside; *vas*, a vessel]. Filtration or effusion of blood, serum or fluid from any vessel into adjacent tissues.

**Extraversio gonadum** (*eks-trah-ver'-ze-o go-na'-dum*) [*L.*]. In biology, pendent external gastro-genital pouches in certain *Medusa*.

**Extremital** (*eks-trem'-it-al*) [*extremus*, outermost]. Situated towards, or pertaining to, an extremity; distal.

**Extremity** (*eks-trem'-it-e*) [*extremus*, outermost]. An arm or leg; the distal or terminal end or part of any organ; a hand or foot.

**Extricate**, **Extricated** (*eks'-trik-ät*, *-a'-ted*) [*extricare*, to disentangle]. In biology, applied to the normally extruded parts of certain insects, as the ovipositors.

**Extrinsic** (*eks-trin'-sik*) [*extrinsicus*, from without]. External, outward. **E. Muscles**, those attached to the trunk and extending to the limbs.

**Extrorse** (*eks-trors'*) [*extrorsus*, toward the outside]. In biology, turned outward or away from the body or central axis.

**Extroversion** (*eks-tro-ver'-shun*). See *Exstrophy*.



**Extubation** (*eks-tu-ba'-shun*) [*ex*, out; *tubus*, a pipe]. The removal of a laryngeal tube; opposed to intubation.

**Exuberance** (*ex-tu'-ber-ans*) [*ex*, out; *tuber*, mass]. A swelling or protuberance.

**Exumescence** (*eks-tu-mes'-ens*) [*ex*, out; *tumescere*, to swell]. A projection or swelling.

**Exuber** (*ex-u'-ber*) [*ex*, from; *uber*, breast: *pl.*, *Exuberans*]. A weaned child. Cf. *Sububer*.

**Exudate** (*eks'-u-dät*) [*exudare*, to sweat]. Material that has filtered through the walls of vessels into the adjacent tissues.

**Exudation** (*eks-u-da'-shun*) [*exudare*, to sweat]. Filtration or oozing of the serum of the blood through the walls of the vessels; a mass formed by such filtration.

**Exudative** (*eks'-u-da-tiv*) [*exudare*, to exude]. Of the nature of or characterized by exudation.

**Exulceration** (*eks-ul-ser-a'-shun*) [*ex*, out; *ulcerare*, to ulcerate]. A superficial ulceration.

**Exumbilication** (*eks-um-bil-ik-a'-shun*) [*exumbilicatio*; *ex*, out; *umbilicus*, navel]. Marked protrusion of the navel.

**Exumbral** (*eks-um'-bral*) [*ex*, out; *umbra*, shade]. In biology, all those parts lying above the free margin of the umbrella of *Medusæ*; the opposite of *subumbral*.

**Exumbrella** (*eks-um-brell'-ah*) [*ex*, out; *umbrella*, the disc of *acalephs*]. In biology, the convex outer surface of the umbrella in *Medusæ*.

**Exuviæ** (*eks-u'-ve-e*) [L.]. Cast-off matters; shreds of epidermis; also, sloughed materials.

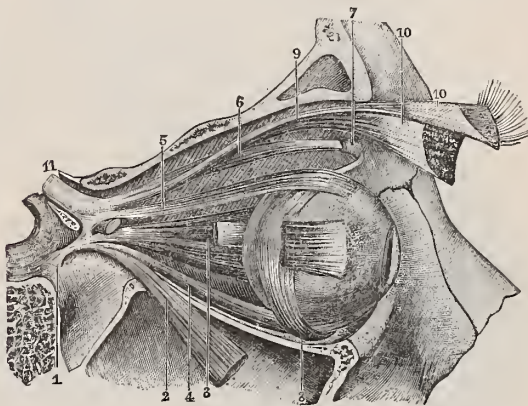
**Exuviate** (*eks-u'-ve-ät*) [*ex*, out; *uere*, to put on; from *induvie*, clothes]. To moult, shed, or slough off skin, shells, hairs, or feathers of animals.

**Exuviation** (*eks-u-ve-a'-shun*) [*exuvie*, slough; *exuere*, to put off]. The shedding of the deciduous teeth, or other epidermal part.

**Eyckmann's Test.** See *Tests*, Table of.

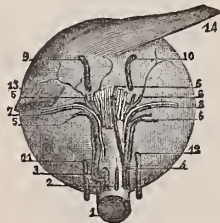
**Eye** (*i*) [ME., *eye*]. The organ of vision. **E.**, Accommodation of. See *Accommodation*. **E.**, Appendages of, the eyelids, brows, and lachrymal apparatus. **E.**, Apple of, formerly the eyeball; the pupil. **E.**, Artificial, a thin shell of glass, celluloid, or other substance, colored like the natural eye, placed in the socket after enucleation. **E.**, Compound, the organ of vision formed of several crystal spheres, as in the lower crabs. **E.**, Diagrammatic, of Listing, a diagram of the eye for the more exact calculation of the passage of rays of light through the eye. **E.**, Pineal or Epiphysial, the rudimentary median eye in some lizards. **E.**, Schematic, an ideal or normal eye. **E.**-ball, the globe of the eye. **E.**-ball, Dislocation of. See *Dislocation*. **E.**-bone, a sclerotal, *q. v.* **E.**-bright. See *Euphrasia*. **E.**-brow, the supercilium, the connective tissue, skin, and hairs above the eye. The hairs serve chiefly to prevent the sweat from falling into the eye. **E.**-cells, cup-shaped cells of porcelain, enameled black, to place over the eye after operations. **E.**-current, the normal electric current that passes from the cornea (positive) to the optic nerve (negative) under the stimulus of light. **E.**-doctor, an oculist. **E.**-drops. See *Collyrium*. Also an old name for tears. **E.**-glass, a lens worn in one eye. **Eye-glasses**, *pince-nez*, worn instead of spectacles, and held in position by a spring acting upon the bridge of the nose. **E.**-ground, a synonym of the fundus oculi or internal aspect of the vitreous chamber of the eye. **E.**-lashes, the cilia; the hairs of the eyelid. **E.**-lashes, Evulsion of, pulling out the lashes. **E.**-lashes, Transposition of, shifting an excised strip of cilia and lid-edge containing the hair-bulbs to a new position, or otherwise altering the

direction of the lashes by operation. **E.**-lens, the lens of a microscope to which the eye is applied; an eye-piece. **E.**-lid, the protective covering of the eyeball, composed of skin, glands, connective and muscular tissue, the tarsus and conjunctiva, with the cilia at the free edge. **E.**-lid Closure. See *Reflexes*, Table of. **E.**-piece. Synonym of *Ocular*. **E.**-point, the point above an ocular or simple microscope where the greatest number of emerging rays cross. **E.**-salve, a medicated salve for the eyes. **E.**-shade, Ward's, a circular disc of black rubber connected by an arm with the tube of the microscope. It enables the observer to keep both eyes open. **E.**-speculum, an instrument for retracting the eyelids. **E.**-stone, a small calcareous disc, the operculum of various Gasteropod molluscs (*Turbinidæ*); or sometimes a flattened concretion from the stomach of a European crawfish (*Lapillus cancri*). In domestic practice it is placed under the eyelid for the removal of a foreign body that has found its way into the eye. **E.**-strain, the excess and abnormalism of effort, with the resultant irritation, caused by ametropia or heterophoria. It is applied also to the effects of excessive use of normal eyes. **E.**-souffle, a murmur said to be heard in anemia by means of the stethoscope on the globe of the eye. **E.**-teeth, the canine teeth of the upper jaw; dog-teeth. **E.**-wash, a medicated water for the eye; a collyrium. **E.**-water, a collyrium; also the aqueous humor. **E.**-winker, an eyelash.



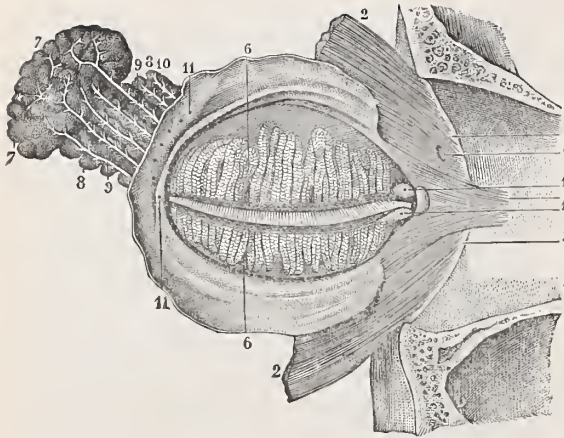
MUSCLES OF THE EYE. TENDON OR LIGAMENT OF ZINN.

1. Tendon of Zinn. 2. External rectus divided. 3. Internal rectus. 4. Inferior rectus. 5. Superior rectus. 6. Superior oblique. 7. Pulley for superior oblique. 8. Inferior oblique. 9. Levator palpebræ superioris. 10, 10. Its anterior expansion. 11. Optic nerve.



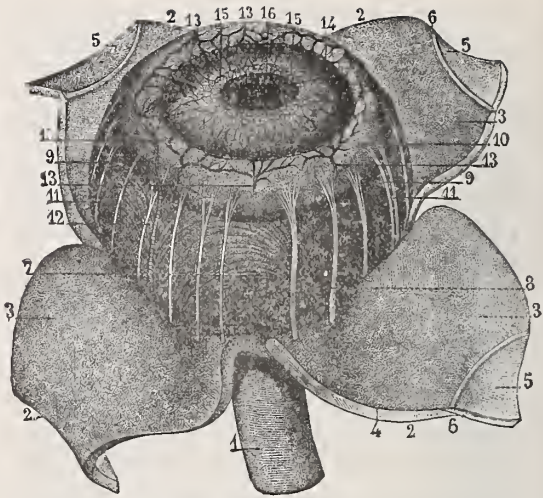
POSTERIOR HEMISPHERE OF THE GLOBE OF THE EYE.

1. Optic nerve. 2. Central artery of the retina. 3. Short, posterior, and external ciliary arteries. 4. Short, posterior, and internal ciliary arteries. 5, 5, 6, 6, 6. External and internal posterior ciliary arteries. 7. Posterior long ciliary artery, and long ciliary nerve. 8. Artery and nerve of opposite side. 9, 10. Superior and external choroid veins. 11, 12. Inferior choroid veins. 13. Attachment of inferior oblique muscle. 14. Tendon of superior oblique.



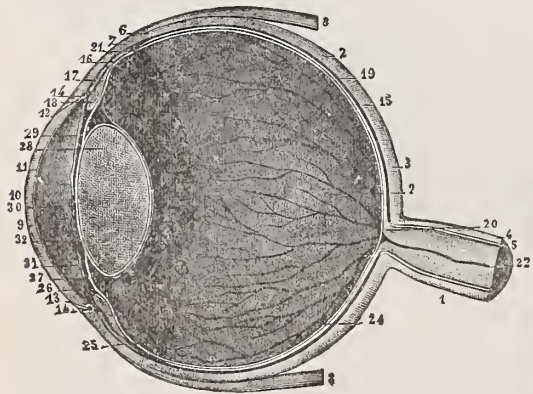
THE LACRYMAL AND MEIBOMIAN GLANDS, AND ADJACENT ORGANS OF THE EYE.

- 1, 1. Inner wall of orbit. 2, 2. Inner portion of orbicularis palpebrarum. 3, 3. Attachment to circumference of base of orbit. 4. Orifice for transmission of nasal artery. 5. Muscle of Horner (tensor tarsi). 6, 6. Meibomian glands. 7, 7. Orbital portion of lacrimal gland. 8, 9, 10. Palpebral portion. 11, 11. Mouths of excretory ducts. 12, 13. Lacrymal puncta.



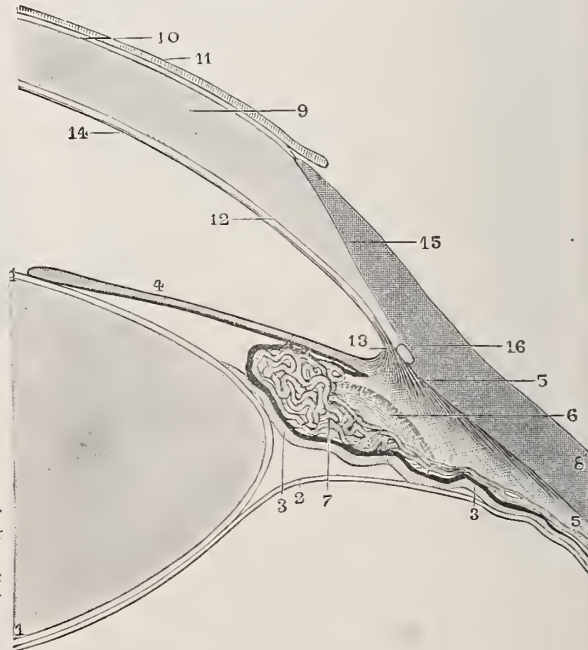
IRIS AND CHOROID.

1. Optic nerve. 2, 2, 2, 2. Sclerotic, divided in four equal parts and turned back. 3, 3. Pigmentary granulation of its inner layer. 4. Section of lamina fusca. 5, 5, 5, 5. Cornea, divided in four equal parts. 6, 6. Canal of Schlemm. 7. Outer surface of choroid. 8. Superior and internal trunk of vasa vorticosa. 9, 9. Irregular border limiting the choroid zone posteriorly. 10, 10. Anterior half of this zone; ciliary muscle. 11, 11. Ciliary nerves. 12. Long ciliary artery. 13, 13. Anterior ciliary arteries. 14. Iris. 15. Small arterial circle of iris. 16. Pupillary orifice.



VERTICAL SECTION OF EYE IN ITS ANTERO-POSTERIOR AXIS.

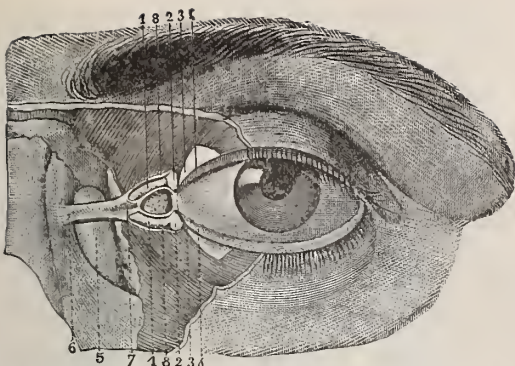
1. Optic nerve. 2. Middle portion of sclerotic. 3. Posterior portion. 4. External of optic nerve. 5. Internal tunic. 6. Sclerotic beneath insertion of superior rectus. 7. Sclerotic in advance of insertion of superior rectus. 8, 8. Superior and inferior recti. 9. Cornea. 10. Its central portion. 11. Posterior elastic lamina. 12. Junction of cornea and sclerotic superiorly. 13. Inferior junction. 14, 14. Canal of Schlemm. 15. Choroid. 16. Choroidal zone and ciliary processes. 17. Ciliary muscle. 18. Ciliary body. 19. Retina. 20. Origin of retina. 21. Its anterior limit. 22. Central artery of retina. 23. Branches of central artery. 24. Hyaloid membrane. 25. Zone of Zinn. 26. Posterior wall of canal of Petit, formed by hyaloid membrane. 27. Anterior wall of same canal, formed by the zone of Zinn. 28. Crystalline lens. 29. Iris. 30. Pupil. 31. Posterior chamber. 32. Anterior chamber.



THE CILIARY MUSCLE.

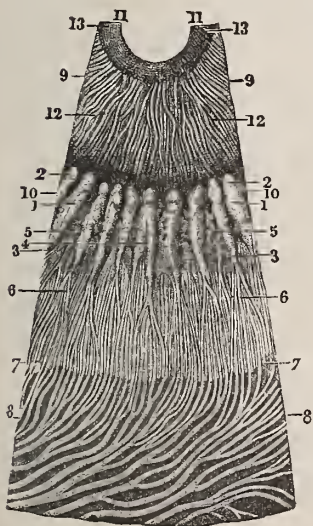
- 1, 1. Crystalline lens. 2. Hyaloid membrane. 3, 3. Zone of Zinn. 4. Iris. 5, 5. Radiating portion of ciliary muscle. 6. Section of circular portion. 7. Venous plexus of a ciliary process. 8. Sclerotic. 9. Middle layer of cornea. 10. Anterior hyaline layer of cornea. 11. Epithelial covering of this layer. 12. Posterior hyaline layer of the cornea, or membrane of Descemet. 13. Fibers in which this layer terminates, or ligamentum pectinatum. 14. Epithelial covering of posterior hyaline layer. 15. Junction of sclerotic and cornea. 16. Section of canal of Schlemm.





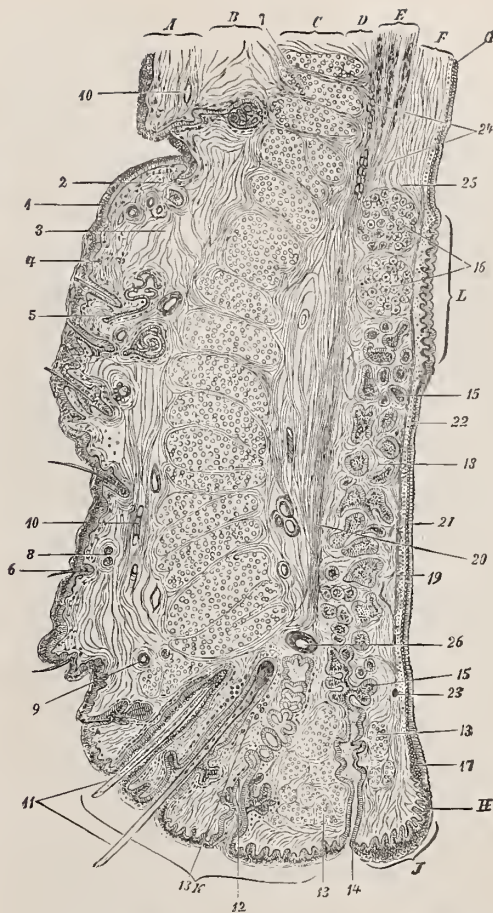
RELATIONS OF THE EYE AND THE LACRYMAL EXCRETORY APPARATUS.

1, 1. Canaliculi. 2, 2. Puncta lacrymalia. 3, 3. Inner extremity of tarsal cartilage. 4, 4. Free borders of lids. 5. Lacrymal sac. 6. Attachment to maxillary bone of superior tendon. 7. Bifurcation of lacrymal sac. 8, 8. Two branches.



SECTION OF CILIARY BODY AND IRIS.

1, 1. Ciliary processes. 2, 2. Their base or rounded extremity. 3, 3. Their apex. 4. A process with bifurcated extremity. 5, 5. Reticulated folds, or ciliary processes of the second order. 6, 6. Venules that emanate from these. 7, 7. Ora serrata of choroid. 8, 8. Veins of choroid. 9. Section of iris. 10, 10. Circumference of iris. 11, 11. Small ring of iris. 12, 12. Large ring of iris.



VERTICAL SECTION THROUGH THE UPPER EYELID.

A. Cutis. 1. Epidermis. 2. Corium. B, 3. Subcutaneous connective tissue. C, 7. Orbicularis muscle. D. Loose submuscular connective tissue. E. Insertion of H. Müller's muscle. F. Tarsus. G. Conjunctiva. J. Inner; K. Outer edge of the lid. 4. Pigment cells. 5. Sweat-glands. 6. Hair follicles. 8, 23. Sections of nerves. 9. Arteries. 10. Veins. 11. Cilia. 12. Modified sweat-glands. 13. Circular muscle of Riolan. 14. Meibomian gland. 15. Section of an acinus of the same. 16. Posterior tarsal glands. 18, 19. Tissue of the tarsus. 20. Pretarsal or submuscular connective tissue. 21, 22. Conjunctiva, with its epithelium. 24. Fat. 25. Loosely-woven posterior end of the tarsus. 26. Section of a palpebral artery.

## F

**F.** Abbreviation of *Fahrenheit*; also of *Fac.*, make, and of *Fiat*, let there be made.

**Fl.**, or **Fld.** Abbreviation of *Fluid*.

**Ft.** Abbreviation of *Fiat*, let there be made.

**Faam** (*fah-ahm'*) [native Asian]. The plant *Angraecum fragrans*, used in Asia and in France as a substitute for tea.

**Faba Ignatii** (*fa'-bah ig-na'-she-i*). See *Ignatia*.

**Fabella** (*fa-bel'-ah*) [dim. of *faba*, a bean]. A sesamoid fibro-cartilage or small bone occasionally developed in the gastrocnemius muscle at the posterior aspect of the knee-joint.

**Fabiana** (*fa-be-an'-ah*). See *Pichi*.

**Face** (*fās*) [*facies*, the face]. A name applied to the lower and anterior part of the head, including the eyes, nose, mouth, cheeks, lips, etc. **F.-ache**. See *Tic douloureux*. **F.**, **Hippocratic**. See *Facies*. **F.-plug**, a small layer of cerumen lying on the membrana tympani. **F.-presentation**, a presentation of the fetal face in labor.

**Facet** (*fas'-et*) [Fr., *facette*, a little face]. A small plane surface. The articulating surface of a bone. Also, the flat surface occasionally seen on calculi, caused by friction upon each other. In biology, a segment of the compound eye of an insect.

**Facial** (*fa'-shal*) [*facialis*, of the face]. Pertaining to the face, as *facial paralysis*. **F. Angle**, the divergence between a line drawn from the upper jaw tangent to the forehead, and another to the external auditory foramen. **F. Artery**. See *Arteries*, *Table of*. **F. Nerve**. See *Nerves*, *Table of*. **F. Palsy**, or **Paralysis**. See *Paralysis*. **F. Spasm**. See *Spasm*. **F. Trophoneurosis**. Synonym of *Atrophy*, *Progressive Unilateral Facial*. **F. Vein**. See *Vein*.

**Facies** (*fa'-she-ēz*) [L., face]. Appearance, especially that of the face. **F.**, **Cardiac**, an anxious expression occasionally seen in the early stages of chronic valvular disease. **F. hepatica**, a peculiar earthy appearance of the face, often observed in organic disease of the liver. **F. hippocratica**, the Hippocratic countenance, indicative of the rapid approach of dissolution; the nose seems pinched, the temples hollow, the eyes sunken, the ears leaden and cold, the lips relaxed, the skin livid. **F. ovarina**, the characteristic expression of women suffering from ovarian disease. The features are emaciated and sunken, the expression anxious, the forehead furrowed, the eyes hollow, the nostrils open and sharply defined, the lips long and compressed, the angles of the mouth depressed, with wrinkles encircling them. **F. stupida**, the typhoid face.

**Factitious** (*fak-tish'-us*) [*factitius*, *facere*, to make]. Made by art. Artificial, as factitious teeth, etc.

**Facultas** (*fak-ul'-tas*) [L.]. See *Faculty*.

**Facultative** (*fak'-ul-ta-tiv*) [*facultas*, capability]. Pertaining to acquired power. Possessing a power that is only incidentally or occasionally exercised. In bacteriology, amphibious as to oxygen, or capable of living either with or without free oxygen. **F. aërobia**. See *Aërobia*. **F. anaërobia**. See *Anaërobia*. **F. Hyperopia**, a division of manifest hyperopia. **F. Parasite**, applied to such a bacterium, dipterous larva, etc., as may at times play the part of a parasite. **F. Saprophyte**, applied to a fungus that is normally non-parasitic but occasionally parasitic.

**Faculty** (*fak'-ul-te*) [*facultas*, capability]. A special action of the mind through the instrumentality of an organ or organs; any function, particularly any acquired, modified, or facultative function. Also, the

corps of professors and instructors of a university and its colleges. **F.**, **Medical**, the corps of professors and instructors of a medical college.

**Fæcal**, **Fæces** (*fe'-kal*, *fe'-sēz*). See *Fecal*, *Feces*.

**Fæcula** (*feh'-u-lah*). See *Fecula*.

**Fæx** (*fihs*) [L., "lees": *pl.*, *Fæces*]. The dregs or sediment of any liquid. **F. sacchari**, treacle or molasses.

**Fag** [origin uncertain]. Exhaustion; tire. See *Brain-fag*.

**Fagara** (*fag-a'-rah*) [L.]. The genus *Xanthoxylon*, *q. v.*

**Fagin** (*fa'-jin*) [*fagus*, a beech-tree]. A principle contained in the husks of the nuts of the common beech (*Fagus*). It is said to be poisonous and narcotic.

**Fagopyrum** (*fag-o-pi'-rum*). See *Buckwheat*.

**Fagus** (*fa'-gus*) [L., "beech-tree": *gen.*, *Fagi*]. A genus of cupuliferous trees; the beeches. **F. sylvatica**, the common beech. The bark is said to be antipyretic, the nuts anthelmintic and anticalculous. Unof.

**Faham** (*fah'-ahm*). Same as *Faam*.

**Fahrenheit's Thermometer**. See *Thermometer*.

**Faint** (*faint*) [*fungere*, to feign; ME., *faynt*, weak]. A condition of languor. Also, a state of syncope or swooning.

**Fainting** (*faint'-ing*) [*fungere*, to feign; ME., *faynt*, weak]. A swoon; the act of swooning. **F. Sickness**. Synonym of *Epilepsy*.

**Faintness** (*faint'-nes*). See *Syncope*.

**Faith-cure** (*faih'-kür*). The system or practice of attempting or pretending to cure diseases by religious faith and prayer alone. "It differs from mind-cure, in that the faith-curers have no mind, while the mind-curers have no faith." **F.-doctor**. See *F.-healer*. **F.-healer**, one who practises the faith-cure.

**Falcate** (*fa'-kāt*) [*falx*, a sickle]. In biology, sickle-shaped.

**Falcial** (*fa'-se-al*) [*falx*, a sickle]. Relating to the falx cerebri.

**Falcicula** (*fa'-sik'-u-lah*). See *Falcula*.

**Falciform** (*fa'-sif-orm*) [*falx*, a sickle; *forma*, form]. Having the shape of a sickle. **F. Ligament**. See *Ligament*. **F. Process**, a process of the dura mater that separates the hemispheres of the brain; the falx. See also *Ligament*, *Femoral*, of *Hey*.

**Falcula** (*fa'-ku-lah*) [dim. of *falx*, a sickle]. The falx cerebelli.

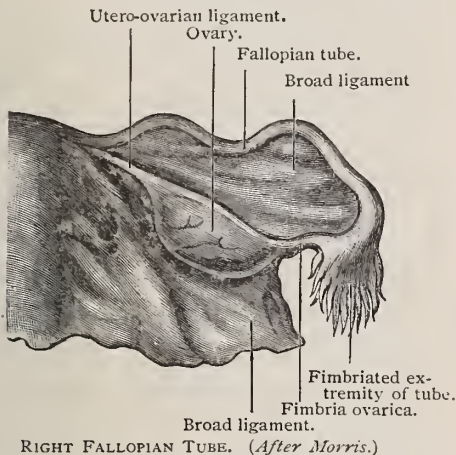
**Fall** (*farol*) [ME., *fallen*, to fall]. To be dropped in birth, as a lamb. **F.-drink**, a Swiss and German cordial, of exceedingly varied composition and flavored with many aromatic and other herbs, as arnica, achillea, asperula, etc. It is regarded as a sovereign remedy for bruises and the effects of falls. Unof. **F. Fever**. Synonym of *Typhoid Fever*, *q. v.* **F.-rhéotome**, an arrangement whereby a weight injures a muscle, and at the same time breaks and makes a galvanometer circuit; by this instrument it was shown that the demarcation-current took a certain time to develop.

**Fallacia** (*fa'-a'-se-ah*) [L.]. An insane delusion; an hallucination. **F. auditoria**, a delusion as to hearing. **F. optica**, any visual illusion.

**Falling** (*farol'-ing*) [ME., *fallen*, to fall]. Dropping; losing one's equilibrium. **F.-sickness**, a common term for epilepsy. **F. of Womb**. See *Uterus* and *Prolapsus*.



**Fallopian** (*fal-o'-pe-an*) [*Falloppius*, an Italian anatomist]. Of or pertaining to Falloppius. **F. Artery**. See *Arteries*, *Table of*. **F. Tubes**. See *Oviducts*.



**Fallopian, Aqueduct of**. See *Aqueduct*. **F., Arch of**. See *Arch*. **F., Canal of**. See *Aqueduct*. **F., Hiatus of**, an opening in the petrous portion of the temporal bone, for the transmission of the petrosal branch of the Vidian nerve.

**Fallow Wards**. Certain wards in hospitals that are occasionally cleared of patients and are then temporarily disused.

**False** (*fawls*) [*falsus*, deceptive]. Not genuine. Feigning or closely counterfeiting. **F. Amnion**, the vesicula serosa, which disappears as the chorion is developed. **F. Ankylosis**, ankylosis due to rigidity of the soft tissues. **F. Bittersweet**. See *Climbing Staff-tree*. **F. Conception**. See *F. Germ*. **F. Germ**, a mole, *q. v.* **F. Gromwell**, the root of *Onosmodium virginianum*, reputed to be tonic and diuretic. Dose of the fld. ext.  $\text{m xv} - \text{z ss}$ . Unof. **F. Hearing**. See *Pseudocousma*. **F. Image**, the image of the deviating eye, in diplopia. **F. Joint**, a result of non-union of a fractured bone. **F. Measles**. Synonym of *Rötheln*, *q. v.* **F. Membrane**, a fibrinous exudate upon a surface, as the fauces. **F. Pains**, pains that precede true labor-pains. **F. Passage**, a passage formed by the laceration of any canal, *e. g.*, the urethra, caused by the forcible introduction of a catheter or other instrument in the wrong direction. **F. Pelvis**, the portion of the pelvic cavity situated above the linea ileo-pectinea. **F. Peritonitis**, hysterical manifestations simulating peritonitis. **F. Pneumonia**, peripneumonia notha. **F. Pox**. Synonym of *Varicella*. **F. Ribs**. See *Ribs*. **F. Water**, a collection of fluid in catarrhal endometritis.

**Falsetto** (*fawl-sel'-o*) [Ital.]. A voice both high-pitched and peculiarly modified as to quality; the highest register of the human voice. It is more obvious in the male than in most female voices.

**Falsification** (*fawl-sif-ik-a'-shun*) [*falsus*, deceptive; *facere*, to make]. The fraudulent adulteration of foods or medicines; counterfeiting.

**Falx** (*falks*) [L.]. A sickle. Same as *Falx cerebri*. In biology, variously used to designate falciform structures; *e. g.*, the poison-fangs of a serpent or the chelicerae of a spider. **F. cerebelli**, the falcula; a sickle-like process between the lobes of the cerebellum. **F. cerebri**, the sickle-like process of the dura, separating the hemispheres of the cerebrum.

**Famelic** (*fam-ell'-ik*) [*famelicus*, hungry]. Marked

by extreme hunger; effective in overcoming the sensation of hunger.

**Famelica** (*fam-ell'-ik-ah*) [*famelicus*, hungry]. Febris famelica; fever accompanied by hunger.

**Fames** (*fa'-mez*) [L.]. Hunger. **F. bovina**, bulimia. **F. canina** ("dog-hunger"), bulimia. **F. lupina**, ("wolf-hunger"), extreme bulimia.

**Family** (*fam'-il-e*) [*familia*, a household]. The persons belonging to a household. In biology, a class of genera similar in organic structure. **F. Ataxia**. See *Paramyoclonus multiplex*. **F. Diseases**, those diseases that are hereditary.

**Famine** (*fam'-in*) [*fames*, hunger]. Severe and continued hunger. Also, a general scarcity of food, which results in the starvation of many people. **F. Bread**, a lichen, *Umbilicaria arctica*, found in frozen regions, and serviceable, in extremity, as human food. **F. Fever**. Same as *Relapsing Fever*, *q. v.*

**Fanaticism** (*fan-at'-is-izm*) [*fanaticus*, pertaining to a temple]. Perversion and excess of the religious sentiment. It often trenches upon the domain of insanity; and is sometimes an outcome, at other times a cause, of mental disease.

**Fang** [ME., *feng*, a catch]. In biology, any prehensile part or organ. See *Teeth*.

**Fantome** (*fan'-tum*). See *Phantom*.

**Far** [E. dial.]. The young of swine; a litter of pigs.

**Far** [ME., *fer*, at a distance]. At a distance. **F. Point**. See *Punctum remotum*. **F.-sightedness**, a colloquial term for *Hypermetropia*.

**Farabeuf's Operation**. See *Operations*, *Table of*.

**Farad** (*far'-ad*) [after Michael Faraday, a chemist]. The unit of electric capacity. Practically a capacity sufficient to hold one coulomb of current having a potential of one volt. The micro-farad,  $\frac{1}{1,000,000}$  of the theoretic farad, is commonly used. A practical form of condenser of one farad capacity consists of 300 leaves of tinfoil, each 16 centimeters in diameter, separated by leaves of mica. The entire surface is about of 1.1 sq. meters area. See *Electric Units*.

**Faradic** (*far-ad'-ik*) [named from its discoverer, Michael Faraday]. Pertaining to induced electric currents. **F. Current**, the induced electric current. See *Current*. **F. Induction** is brought about by a current of electricity passing through a wire exciting a wave of electricity in a second wire placed near or parallel with it at the instant of opening and closing the circuit.

**Faradimeter** (*far-ad-im'-et-er*) [*Faraday*; μέτρον, a measure]. An instrument for measuring the strength of an induced electric current.

**Faradism** (*far'-ad-izm*) [after Michael Faraday, a chemist]. 1. Induced electricity. 2. The application of induced currents to the treatment of disease.

**Faradization**, or **Faradism** (*far-ad-is-a'-shun*, or *far'-ad-izm*) [after Michael Faraday, a chemist]. The application of the induced current to a diseased part, or for disease.

**Farado-puncture** (*far-ad-o-punk'-chür*) [*Faraday*; punctura, a puncture]. The passage of a faradic current into the tissues by acupuncture.

**Farcimen** (*far-sit'-men*) [*farciminum*, farcy; *pl.*, *Farcimina*]. Farcy; also, a farcy-bud.

**Farcin** (*far'-sin*) [Fr.]. Same as *Farcy*.

**Farcinia** (*far-sin'-e-ah*). Synonym of *Equinia*.

**Farcinoma** (*far-sin-o'-mah*) [*farciminum*, farcy; *μα*, a tumor; *pl.*, *Farcinomata*]. A farcy-bud, or glanderous tumor; less correctly, farcy, or glanders.

**Farctus** (*fark'-tus*) [L., a "stuffing"]. Emphraxia; congestion; infarction.

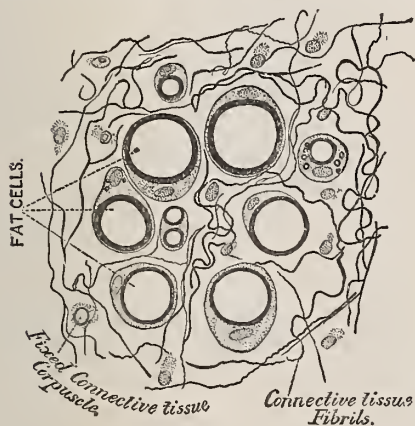
**Farcy** (*far'-se*). See *Equinia* and *Bacillus of Nocard*, under *Bacteria*, *Synonymatic Table of*. **F.-bud**, or

- F.-button.** A nodular swelling in the course of a lymphatic vessel in glands.
- Fardel-bound** (*far'-del-bound*) [*fardel*, a load; ME., *bounden*]. 1. A term applied to neat cattle or sheep affected with inflammation of the abomasum, or of the omasum, with impaction of food in the latter. Fardel-bound cattle are said to have "lost the cud." 2. **Farding-bag** (*far'-ding-bag*). The first stomach of a ruminant animal; the paunch or rumen.
- Farfara** (*far'-far-ah*). See *Coltsfoot*.
- Farina** (*far'-e'-nah*) [*farina*, meal]. The ground or powdered fecula of seeds, especially that of corn, barley, rye, and wheat. In biology, applied to the pollen of flowers, and to the powdery substance found on certain insects.
- Farinaceous** (*far-in-a'-she-us*) [*farina*, meal]. Having the nature of or yielding flour. Also, applied to very fine furfuraceous exfoliations.
- Farinose** (*far'-in-ös*) [*farina*, meal]. In biology, covered with a flour-like powder, as certain leaves and insects.
- Farrant's Solution.** See *Mounting Fluids*, and *Media*.
- Farre's Tubercles.** See *Signs and Symptoms*, *Table of*.
- Farriery** (*far'-yer-e*) [*ferraria*, pertaining to iron]. The art of treating the diseases of horses; veterinary surgery.
- Farrow** (*far'-o*) [ME., *farh*, *faren*, a little pig]. 1. A little pig. 2. To bring forth, as pigs.
- Fascia** (*fash'-e-ah*) [*fascia*, a band: *pl.*, *Fasciæ*]. The membranous, fibrous covering of muscles and other organs. In biology, applied to any broad, transverse band of color on the hair, feathers, scales, or stems. **F., Anal.** See *F., Ischio-rectal*. **F. of Arm** (*Brachial*), invests the muscles of the arm attached to the clavicle, acromion, and spine of the scapula. **F., Cervical, Deep**, invests the muscles of the neck and encloses the vessels and nerves. **F., Cervical, Superficial**, that just beneath the skin. **F., Cloquet's.** See *Septum crurale*. **F., Cranial**, a firm, dense layer, adherent to the skin and occipito-frontalis muscle. **F., Cremasteric**, forms a looped, thin covering of the spermatic cord. **F., Cribriform**, the sieve-like covering of the sphenous opening. **F. dentata**, a serrated band of cinerea of the hippocampal gyrus of the cerebrum. **F. of the Dorsum of the Foot**, forms a sheath for the dorsal tendons of the foot. **F., Iliac**, lines the back part of the abdominal cavity, covering the psoas and iliacus muscles. **F., Infundibuliform**, the funnel-shaped membrane enclosing the spermatic cord and testis in a distinct pouch. **F., Intercolumnar**, from the margins of the external abdominal ring, forming a sheath for the cord and testis. **F., Intercostal**, a thin, firm layer of fascia covering the outer surface of the external intercostal and the inner surface of the internal intercostal muscles. **F., Ischio-rectal**, covers the perineal aspect of the levator ani muscle. **F. lata**, the dense fibrous aponeurosis surrounding the thigh, called the *Deep F. of the Thigh*. **F., Deep, of Leg**, continuous with the last, surrounds the leg. **F., Lumbar**, the posterior aponeurosis of the transversalis muscle, divided into three layers. **F. of Mamma**, part of the superficial fascia of the thorax, which divides into two layers, one passing in front, and one behind the mamma. **F. nodosa**, *Packer's Knot*, a knotted bandage formerly used to make compression over the temporal artery. **F., Obturator**, continuation of the pelvic, surrounding the obturator muscle. **F., Pelvic**, lines the cavity of the pelvis, continuous with the transversalis and the iliac fascia. **F., Perineal**, the *deep*, called the triangular ligament, closes the front part of the outlet of the pelvis; it is attached to the pubes and rami of the ischium. **F., Plantar**, the fibrous membrane of the sole of the foot. **F., Recto-vesical**, the visceral layer of the pelvic fascia, investing the prostate, bladder, and rectum. **F., Spermatic**, a thin fascia attached to the external abdominal ring, and prolonged down over the outer surface of the chorda testis. **F. spirales.** See *Ascia*. **F., Temporal**, a strong fibrous investment covering the temporal muscle. **F., Transversalis**, a fascia continuous with the iliac and pelvic fasciæ, and lying between the transversalis muscle and the peritoneum.
- Fascial** (*fash'-e-al*) [*fascialis*, of a fascia]. Pertaining to or of the nature of a fascia.
- Fasciate** (*fash'-e-ät*) [*fascia*, a bundle or band]. In biology, banded; also applied to monstrous stems that grow flat.
- Fasciation** (*fash-e-a'-shun*) [*fasciatio*; *fascia*, a bandage]. The art or act of bandaging.
- Fascicle** (*fash'-ik-l*) [dim. of *fascis*, a bundle]. In biology, a bundle, as a compact inflorescence or a cluster of leaves. See *Fasciculus*.
- Fasciculate**, or **Fasciculated** (*fash-ik'-u-lät*, *fash-ik'-u-la-ted*) [*fasciculus*, a little bundle]. Arranged in fasciculi, or little bundles.
- Fascicule** (*fash'-ik-ür*) [*fasciculus*, a small bundle]. In biology, applied to brush-like bundles of hairs often seen on caterpillars, etc.
- Fasciculus** (*fash-ik'-u-lus*) [dim. of *fascis*, a bundle: *pl.*, *Fasciculi*]. A little bundle, as the fasciculus of fibers that compose a nerve. **F., Olivary.** See *Fillet, Olivary*. **F. of Türck**, the crossed pyramidal tract of the spinal cord.
- Fascination** (*fash-in-a'-shun*) [*fascinatio*, a bewitching]. A form of incomplete hypnotism, intermediate between somnambulism and catalepsy; the alleged controlling influence of one person over another.
- Fasciola** (*fash'-i'-o-lah*) [L., a small bandage]. The dorsal continuation of the fascia dentata of the cerebrum. **F. hepatica.** See *Trematodes*. **F. hepaticum.** See *Distoma hepaticum*.
- Fasciole** (*fash'-e-öl*) [*fasciola*, a small bandage]. In biology, a narrow transverse band or stripe.
- Fascioliasis** (*fash-e-o-li'-as-is*) [*fasciola*, a small bandage]. A term employed in England for *Distomiasis* (Wiame), or *Distomatosis* (Zundel).
- Fasciotomy** (*fash-e-öl'-o-me*). See *Aponeurotomy*.
- Fast** [ME., *fast*, firm, stiff; *fasten*, to fast]. Fixed; immovable; close; sound, as sleep; to abstain from food; abstinence from food. **F. Color.** See *Pigments, Colors, and Dye-stuffs*. **F.-blue.** Same as *Alkali Blue, Couper's Blue, Methylene-blue*. See *Pigments, Conspectus of*. **F.-brown.** See *Pigments, Conspectus of*. **F.-green.** See *Pigments, Conspectus of*. **F.-red.** See *Pigments, Conspectus of*. **F.-yellow.** Same as *Acid Yellow*. See *Pigments, Conspectus of*.
- Fastidium** (*fash-tid'-e-rum*) [L., "a loathing"]. A loathing for food or drink.
- Fastigatum** (*fash-tig-a'-tum*). See *Nucleus fastigi*.
- Fastigate**, **Fastigated** (*fash-tij'-e-ät, -a'-ted*) [*fastigatus*, sloping, pointed]. In biology, tapering gradually; close, parallel.
- Fastigium** (*fash-tij'-e-rum*) [L., "summit"]. 1. The acme of any disease. 2. A dorsal extension of the adult epicle on the cerebellum; its cephalic and caudal slopes meet like a gable-roof, whence its name.
- Fasting** (*fash'-ing*) [ME., *fasten*, to fast]. The partial or complete abstinence from food. **F.-cure.** See *Limothrapy*. **F.-mania**, a prevalent or epidemic practice of absolute and complete fasting, mainly for exhibition and profit, such as occurred in 1890-91. Fifty-five days appears to be the extreme limit reached as yet by any professional abstainer from food. **F.-**



girls, hysterical women who, for the sake of gaining sympathy and attention, pretend to fast, but for the most part secretly obtain food.

**Fat** [ME., *fat*, fat]. See *Adeps*, *Tissue*, and *Oil*. **F.-ball**, a mass of fatty substance on the dorsal aspect of the buccinator muscle; called also *Bichat's fat-ball*. **F.-cell**, a form of connective-tissue cell containing oil-globules. **F.-column**, a columnar-shaped space filled with adipose tissue found in the thicker portion of the cutis vera. **F.-necrosis**, a peculiar form of



FAT-CELLS. X 340.

necrosis of a tissue occurring in pin-point sized areas of a dead-white color. It is seen usually in the interlobular pancreatic tissue, mesentery, omentum, and abdominal fatty tissue generally, and frequently in connection with pancreatic disease. **F.-rickets**, that form of rickets in which there is not excessive emaciation.

**Fatal** (*fa'-tal*) [*fatalis*; *fatum*, fate, destiny, death]. Ending with death; mortal; deadly; as a *fatal* accident or attack.

**Fatigue** (*fa-tēg'*) [*fatigo*, weariness]. Weariness, tiredness. That condition of diminished capacity for work produced in a muscle by prolonged activity. **F.-diseases**, those caused by constant repetition of certain movements, such as *Tailors' cramp*, *Writers' cramp*, *Scriveners' palsy*, etc. See *Cramp*, and *Spasm*. **F.-stuffs**, decomposition products that have accumulated in the muscular tissue during exhaustive efforts; among them are phosphates, phosphoric acid, carbonic acid, and perhaps glycerin-phosphoric acid.

**Fatty** (*fa'-e*) [ME., *fat*, fat]. A qualification applied to certain carbon derivatives, including fats and fatty acids. They were better called marsh-gas or methane derivatives, as they can all be obtained from methane, CH<sub>4</sub>. See *Acids*, *Fatty*. **F. Degeneration**. See *Degeneration*. **F. Heart**. See *Heart*. **F. Nutmeg**. Same as *Nutmeg Liver*.

**Fatuity** (*fat-u'-it-e*) [*fatuitas*, foolishness]. Amentia or dementia.

**Fauces** (*fa-w'-sēz*) [L.]. The gullet or windpipe. The space surrounded by the palate, tonsils, and uvula. In biology, the throat of a monopetalous flower or the cavity of a gasteropod shell as exposed in the first whorl. **F., Isthmus of**, the space at the back of the mouth enclosed by the margin of the palate, the back of the tongue, the pillars of the soft palate and the tonsils. **F., Pillars of**, the folds of mucous membrane between the base of the uvula and the posterior border of the tongue.

**Fauchard's Disease**. See *Diseases*, *Table of*.

**Faucial** (*fa-w'-se-al*) [*fauces*, the gullet]. Pertaining to the fauces.

**Faucitis** (*fa-w'-si'-tis*) [*fauces*, the gullet; *itis*, inflammation]. Inflammation of the fauces; isthmitis.

**Fault** (*fa-wlt*) [ME., *faut*, a lack]. In electricity, any failure in the proper working of a circuit due to ground-contacts, cross-contacts, or disconnections. These may be of three kinds: 1. Disconnections; 2. Earths; 3. Contacts.

**Fauna** (*fa-w'-nah*) [*Faunus*, the god of agriculture; *pl.*, *Faunæ* or *Faunas*]. The entire animal life of any geographic area or geologic period.

**Faunorum ludibria** (*fa-w-n'-o'-rum lu-dib'-re-ah*) [L., "sport of the fauns"]. An old designation for nightmare and for epilepsy.

**Favaginous** (*fav-aj'-in-us*) [*favus*, a honeycomb]. Resembling favus; having a honeycombed surface.

**Favella** (*fav-el'-ah*) [*favilla*, embers: *pl.*, *Favella*]. In biology, an irregular mass of spores embedded in a gelatinous material, and constituting a form of sporocarp found in the Floridæe.

**Faveolate** (*fav-e'-o-lāt*) [*favus*, honeycomb]. Favose, honeycombed; same as alveolate.

**Faveolus** (*fav-e'-o-lus*) [*favus*, a honeycomb: *pl.*, *Faveoli*]. In biology, a pit or cell like that of the honeycomb.

**Faviform** (*fav'-if-orm*) [*favus*, honeycomb; *forma*, form]. Resembling a honeycomb; a designation of certain ulcerated surfaces.

**Favous**, or **Favose** (*fav'-us* or *fav-ös'*) [*favus*, honeycomb]. Resembling a honeycomb; resembling favus; alveolate; filled with polygonal depressions.

**Favulus** (*fav'-u-lus*) [dim. of *favus*, a honeycomb: *pl.*, *Favuli*]. Any one of the honeycomb-like depressions or alveoli of the gastric mucous membrane.

**Favus** (*fa'-vus*) [*favus*, honeycomb]. *Tinea favosa*; *Honeycomb Ringworm*, a parasitic skin-disease due to the presence of a vegetable parasite, the *Achorion schönleini*, which, growing in the epidermis, hair, and nails, causes varying grades of inflammation, alterations of structure, and, when occurring upon hairy parts, partial or complete loss of hair. It is characterized by the presence of variously-sized, sulphur-yellow, cup-shaped crusts, having a peculiar musty odor, which are found on microscopic examination to be composed almost entirely of the elements of the fungus. **F.-cup**, any one of the cup-shaped crusts that characterize favus.

**Faxwax** (*faks'-waks*) [*fax*, hair; Ger., *wachsen*, to grow]. The ligamentum nuchæ, or the material of which it is composed. It is also called *paxwax*.

**Fear** (*fēr*) [ME., *feer*]. An emotion of dread; apprehension; the feeling which in its intenser manifestations is called terror or fright.

**Feather** (*feth'-er*) [AS., *fedher*]. One of the epidermal appendages of birds. **F. Respiration-register**. See *Anesthetic*.

**Feature** (*fe'-chūr*) [*factura*, a making]. Any single part or lineament of the face.

**Febricity** (*fe-bris'-it-e*) [*febris*, a fever]. Feverishness.

**Febricula** (*fe-brik'-u-lah*) [L., dim. of *febris*, fever]. A term indicating a slight and short fever, most frequently encountered among children. The rash that accompanies it is very similar to that of scarlet fever.

**Febrifacient** (*feb-re-fa'-se-ent*) [*febris*, a fever; *facere*, to make]. Causing fever.

**Febriferous** (*fe-brif'-er-us*) [*febris*, a fever; *ferre*, to bear]. Causing or conveying fever.

**Febrific** (*fe-brif'-ik*) [*febris*, a fever]. Febrifacient.

**Febrifugal** (*fe-brif'-u-gal*) [*febris*, fever; *fugare*, to dispel]. Removing or dispelling fever.

**Febrifuge** (*feb'-rif-ūj*) [*febris*, fever; *fugare*, to dispel]. 1. Antipyretic; cooling; lessening or relieving fever. 2. An agent that lessens fever.

**Febrile** (*feb'-bril*) [*febrilis*; *febris*, a fever]. Pertaining to or having the symptoms of a fever.

**Febrility** (*fe-bril'-it-e*) [*febris*, a fever]. The quality of being febrile; feverishness.

**Febris** (*feb'-bris*) [L.]. See *Fever*. **F. bullosa**. Synonym of *Pemphigus*. **F. catarrhalis**. Synonym of *Influenza*. **F. dysenterica**. Synonym of *Dysentery*. **F. famelica**. See *Famelica*. **F. flava**. See *Fever, Yellow*. **F. nigra**. Synonym of *Fever, Cerebro-spinal*. **F. recurrens**. Synonym of *Fever, Relapsing*. **F. remittens**. See *Fever, Remittent*.

**Fecal** (*fel'-kal*) [*fecex*, sediment]. Pertaining to or consisting of feces.

**Fecaline** (*fel'-kal-ēn*). Same as *Fecaloid*.

**Fecaloid** (*fel'-kal-oid*) [*fecex*, feces; *eidōs*, likeness]. Resembling feces.

**Feces** (*fel'-sēz*) [*fecex*, sediment]. The dregs of a liquor, as wine. Also, the alvine discharges or excretions of the bowels.

**Fechner's Law**. See *Law*.

**Fecula** (*fek'-u-lak*) [dim. of *fecex*, sediment]. The starchy part of a seed. Also the sediment subsiding from an infusion.

**Feculent** (*fek'-u-lent*) [*feculentus*, impure]. Abounding in or of the nature of feces; excrementitious; sedimentary; muddy.

**Fecundate** (*fel'-kun-dāt*) [*fecundare*, to fecundate]. To impregnate; to render pregnant.

**Fecundation** (*fe-kun-da'-shun*) [*fecundatio*; *fecundus*, fruitful]. Fertilization; impregnation; the act of making fruitful. **F.**, **Artificial**, impregnation by means of artificial intromission of the spermatic fluid into the vagina or uterus.

**Fecundity** (*fe-kun'-dit-e*) [*fecunditas*, fruitfulness]. The capability of reproduction. **F.**, **Segregate**. See *Homogamy*.

**Fed**. See *Cross-circulation Experiment*.

**Feeble** (*fel'-bl*) [ME., *feble*, weak]. Lacking strength; weak. **F.-minded**, idiotic.

**Feed** (*fel*) [ME., *fedan*, to nourish]. 1. To supply with food; to graze; to eat. 2. Food, especially that for lower animals; fodder.

**Feeder** (*fel'-der*) [ME., *fedan*, to nourish]. 1. An instrument used in the forcible feeding of insane patients who obstinately refuse to eat. 2. See *Cross-circulation Experiment*.

**Feeding** (*fel'-ding*) [ME., *fedan*, to nourish]. The taking of food or aliment. **F.**, **Artificial**, the introduction of food into the body by means of artificial devices, such as the stomach-pump or in the form of an enema. Also, the nourishing of a child by food other than the mother's milk. **F.-bottle**, a glass flask armed with a rubber nipple, used in feeding liquid food to infants. **F.-cup**, a cup used in the forcible feeding of the insane. **F.**, **Forcible**, the administration of aliment by compulsion to such patients as refuse to take food in the natural manner. **F.-gland**, a chyle-gland or "salivary gland" of working bees. **F.-groove**, a narrow trough on the tongue of a worker bee, along which the honey is brought by compression of the honey-sac. **F. by the Rectum**, the introduction of food into the rectum in the form of an enema or suppository. **F.-system**. See *Rest-cure*.

**Feel** (*fel*) [ME., *felēn*, to feel]. To have a sensation of; to try by touch; to have perception by means of the sense of touch.

**Feeler** (*fel'-er*) [ME., *felēn*, to feel]. See *Antenna*.

**Feeling** (*fel'-ing*) [ME., *felēn*, to feel]. The sense of touch; any emotion or sensibility; any conscious state of nervous activity; any sensation.

**Feet** (*fēt*). The plural of *Foot*, *q. v.* **F.**, **Frosted**. See *Chilblain*.

**Fegatitis** (*feg-a-t'-it-is*) [Sp.; *itis*, inflammation]. An old name for a form of gangrenous stomatitis.

**Fehling's Method**. A method of dressing the umbilical cord. The stump is wrapped in cotton-wool powdered with a mixture of salicylic acid one part, and starch five parts. It becomes mummified. **F.'s Solution**, a solution for testing for sugar in the urine; as this solution does not keep well, Prof. Holland advises its manufacture as follows: To be kept in two distinct parts. (a) Take copper sulph. 34.64 gms. and water enough to make 500 c.c. (b) Pure Rochelle salt 173 gms.; sol. sodium hydrate (sp. gr., 1.33), 100 c.c., and water enough to make 500 c.c. For use, mix equal volumes, and thus make Fehling's solution. See *Copper*. **F.'s Test for Sugar**. See *Tests, Table of*.

**Feigned Disease**. See *Disease*.

**Fel** [L.]. Bile. **F. bovis**, or **F. bovinum**, ox-gall. The biliary liquid of the domestic ox, *Bos taurus*. It is a dark-green, ropy substance, consisting mainly of sodium glycocholate and sodium taurocholate, together with cholesterol. It is a tonic, antiseptic, and purgative, useful in emulsifying the fatty portions of food. **F. b. inspissatum**, 100 parts fresh ox-gall, strained and evaporated to 15 parts. Dose gr. v-xv. **F. b. purificatum**, ox-gall 3, alcohol 1 part. This should stand 24 hours before straining; then evaporate to the consistency of a pilular mass. Dose gr. v-xv.

**Fell's Method**. A method of forced respiration in cases of narcotic poisoning or drowning, by means of an apparatus consisting of a tracheotomy-tube attached to a bellows. **F.'s Paste, Caustic, or Cancer-salve**, a famous salve formerly used in epithelioma. Its formula was: chlorid of zinc and powdered sanguinaria root, of each one ounce; starch, enough to make a paste; apply on pieces of kid leather or wash-leather.

**Fellator** (*fel'-at-or*). See *Passivism*.

**Fellatrice** (*fel-at-rēs*) [Fr.]. The female agent in irrumation, who receives the male organ in her mouth and by friction with the lips or tongue produces the orgasm.

**Fellic Acid** (*fel'-ik*) [*fel*, bile],  $C_{23}H_{40}O_4$ . A constituent of the bile.

**Fellmongers' Disease**. Anthrax; so called as attacking dealers in fells, or pelts, and skins.

**Fellows' Syrup of Hypophosphites**. A proprietary preparation. Each dram contains hypophosph. of iron gr. j, quinin gr.  $\frac{3}{4}$ , strychnin gr.  $\frac{1}{8}$ , calcium and manganese aa gr. j, potassium q. s. Dose  $\frac{3}{4}$  j. Unof.

**Felo-de-se** (*fel'-lo-de-se*) [Sp.]. A suicide. Also, any one who commits an unlawful malicious act, the consequence of which is his own death.

**Felon** (*fel'-on*). See *Paronychia*.

**Felt** [*feltrum*, felt]. A fabric of hair or wool entangled together by beating and rolling. Felt splints are employed in surgery.

**Female** (*fel'-māl*) [*feminea*, *femella*; *femina*, woman]. Belonging to the sex that conceives and bears young. In surgery, denoting that part of a double-limbed instrument that receives the complementary part. **F. Catheter**, a catheter having a short tube with a slight curve to correspond to the female urethra.

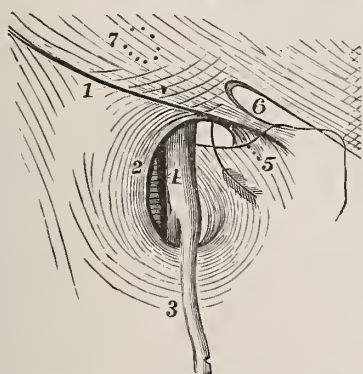
**Feminism** (*fem'-in-izm*) [*femina*, a woman]. Arrested development of the male organs of generation, accompanied by various mental and physical approximations to the characters of the female sex.

**Feminity** (*fem-in'-it-e*), or **Femininity** (*fem-in-in'-it-e*) [*femina*, a woman]. The sum of those qualities that distinguish the female sex.

**Feminonucleus** (*fem-in-o-nu'-kle-us*) [*femina*, woman; *nucleus*, a kernel]. The embryonic female nucleus, as distinguished from the corresponding male nucleus.



**Femoral** (*fem'-or-al*) [*femur*, the thigh bone]. Pertaining to the femur. **F. Arch.**, that formed by Poupert's ligament. **F. Artery.** See *Arteries*, Table of. **F. Canal.** See *Canal*. **F. Hernia.** See *Hernia*. **F. Ligament of Hey.** See *Ligament*. **F. Ring,** the abdominal end of the femoral canal, normally



THE FEMORAL RING AND SAPHEOUS OPENING.

(After Holden.)

(The arrow is introduced into the femoral ring).

1. Crural arch. 2. Saphenous opening of the fascia lata.
3. Saphena vein. 4. Femoral vein. 5. Gimbernat's ligament.
6. External abdominal ring. 7. Position of internal ring.

closed by the crural septum and the peritoneum. **F. Sheath,** a continuation downward of the fasciæ that line the abdomen. It contains the femoral vessels. **F. Vein.** See *Vein*.

**Femoren** (*fem'-or-en*) [*femur*, the thigh-bone]. Belonging to the femur in itself.

**Femorocoele** (*fem'-or-o-sæl*) [*femur*, femur; *κήλη*, hernia]. Femoral hernia.

**Femoro-rotulian** (*fem'-or-o-ro-tu'-le-an*) [*femur*, the thigh-bone; *rotula*, the patella]. Pertaining to the femur and the rotula or patella.

**Femoro-tibial** (*fem'-or-o-tib'-e-al*) [*femur*, the thigh-bone; *tibia*, the shin-bone]. Relating to the femur and the tibia.

**Femur** (*fe'-mer*) [*L., pl., Femora*, or *Femurs*]. The thigh-bone, the longest and heaviest bone of the body, articulating with the acetabulum and the tibia. See *Bones*, Table of.

**Fenestra** (*fe'-nes'-trah*) [*L., a window*]. 1. In anatomy, a name given to two apertures of the ear, the *F. ovalis* and *F. rotunda*. 2. The open space in the blade of a forceps. 3. An opening in a bandage or dressing for drainage, etc.

**Fenestral**, or **Fenestrate** (*fe'-nes'-tral*, *fe'-nes-trät*) [*fenestra*, a window]. Having apertures or openings.

**Fenestrated** (*fe'-nes'-tra-ted*) [*fenestra*, a window]. Perforated. **F. Membrane of Henle**, the outer membrane of the inner coat of the arteries.

**Fenestrella** (*fe'-nes-trel'-ah*) [dim. of *fenestra*, a window; *pl., Fenestrelle*]. In biology, a transparent spct in the wing-cover of certain insects.

**Fenestrule** (*fe'-nes'-trül*) [*fenestra*, a window]. In biology, a small open space, as between the anastomosing branches of the cecum of a polyzoan.

**Fenger's Operations.** See *Operations*, Table of.

**Fennel** (*fen'-el*) [*ME., fenel*]. An umbelliferous plant, *Feniculum capillaceum*, native to the Old World and common in cultivation. Its dried fruit (*Feniculum*, U. S. P.) is aromatic and carminative, but is chiefly used as a corrigent, as for senna and rhubarb. See *Feniculum*.

**Fenner's Guaiac-mixture.** See *Guaiac-mixture*.

**Fenugreek** (*fen'-u-grèk*) [*fenum*, hay; *græcum*, Greek].

The leguminous plant, *Trigonella fenumgræcum*; also its mucilaginous and oily seed; it is used in plasters and poultices, and is valued in veterinary practice, chiefly as a vehicle for other medicines.

**Fenwick's Operation.** See *Operations*, Table of.

**Feraconitin** (*fer'-ak-on'-it-in*). Same as *Pseudaconitin*, *q. v.*

**Feral** (*fe'-ral*) [*feralis*, deadly]. Deadly or fatal; as a *feral* disease.

**Fergusson's Method.** See *Treatment, Methods of*. **F.'s Operations.** See *Operations*, Table of.

**Ferine** (*fe'-rin*) [*ferinus*, wild; *fera*, a beast]. Noxious, malignant, or violent; as a *ferine* disease.

**Ferment** (*fer'-ment*) [*fermentum*, leaven, yeast]. Any microorganism, proteid, or other chemic substance capable of producing fermentation, *i. e.*, the oxidation and disorganization of carbohydrates. Cf. *Enzym*; *Zymaze*. **F., Organized, or Living**, one that grows and multiplies at the expense of the substance in which it occurs—this takes place only so long as the ferment is living. Yeast is the representative of this class, causing fermentation by splitting up sugar into CO<sub>2</sub> and alcohol. See *Fermentation*. **F., Unorganized, or Non-living**, a nitrogenous body produced within the body by the vital activity of the protoplasm of the cells. These ferments are soluble in water and glycerin, and can be precipitated by alcohol. The following is a list of this class: **Ptyalin**, in saliva, converts starch into maltose. **Pepsin**, in gastric juice, converts proteids into peptones in an acid medium. There are also in the gastric juice **milk-curdling**, **fat-splitting**, and **lactic acid** ferments, whose functions are indicated by their names. In the pancreatic juice, there are **F., Diastatic** or **Amylopsin**, converting starch into maltose; **Trypsin**, converts proteids into peptones in an alkaline medium; **F., Emulsive**, emulsify fats; **F., Fat-splitting**, or **Steapsin**, splits fats into glycerin and fatty acids, and **F., Milk-curdling**. In the intestinal juice, there are **F., Diastatic**, which changes maltose into glucose; **F., Proteolytic**, which changes fibrin into peptone; **Invertase**, which changes cane-sugar into grape-sugar; and **F., Milk-curdling**, and **F., Diastatic**, are also found in blood, chyle, liver, milk, etc. **Pepsin** and other ferments are also found in muscle and urine; and, lastly, a **Fibrin-forming F.** is also found in blood.

**Fermentation** (*fer-men-ta'-shun*) [*fermentum*, leaven]. The decomposition of complex molecules under the influence of ferments (organized) or zymazes or enzymes (unorganized), frequently accompanied by the assimilation of one or more molecules of water (hydrolysis). Processes of oxidation and deoxidation sometimes accompany fermentation. The ordinary transformation termed *eremacausis* or *decay*, is an oxidation process. Putrefaction is applied especially to those fermentations involving nitrogenous matter and accompanied by the disengagement of offensive gases. In these cases, the growth of one or more species of microbes is correlated with the chemic changes in the medium. **F., Acetic**, the fermentation whereby weak alcoholic solutions are converted into vinegar, caused by the *Bacillus aceti*, etc. **F., Albuminoid**; the agents of this decomposition are the *Bacillus albuminis*, *B. catenula*, *B. claviformis*, *B. distortus*, *B. filiformis*, *B. geniculatus*, *B. scaber*, *B. tenuis*, *B. urocephalus*, etc. **F., Ammoniacal**; the agent of the ammoniacal fermentation of urine is the *Micrococcus ureæ*. **F., Butyric**, the conversion of butter-fat into butyric acid, due to a microbe, *Bacillus butyricus*. **F., Gluconic**; glucose is transformed by the action of the *Micrococcus oblongus*. **F., Lactic**, the decomposition or "souring" of milk, caused by the microbe, *Bacillus lacticus*.

- F., Propionic**; the *Bacillus cavicida* decomposes saccharine solutions, producing propionic acid. **F., Putrefactive**, the decomposition commonly known as putrefaction, caused by various microbes, especially the *Micrococcus pyogenes* (*albus*, *aureus*, *citreus*, *tenuis*, *salivarivus*, etc.). **F., Test**. See *Tests, Table of*. **F., Viscous**, the change produced in the culture-medium by the *Micrococcus viscosus*, a gummy substance being developed.
- Fermentemia** (*fer-men-te'-me-ah*) [*fermentum*, leaven; *aiua*, blood]. The abnormal presence of a ferment in the blood.
- Fermentogen** (*fer-ment'-o-jen*) [*fermentum*, leaven; *γεννᾶν*, to produce]. Any substance (like pepsinogen or trypsinogen) that on the reception of the appropriate stimulus is changed into a ferment.
- Fern** [ME., *ferne*]. Any cryptogamous plant of the order *Filices*. See *Aspidium*.
- Ferntickle** (*fern'-tik-il*) [Prov. Eng.]. A freckle; ephelis.
- Ferralum** (*fer-al'-um*) [*ferrum*, iron; *alumen*, alum]. A proprietary disinfectant, consisting largely of the sulphate of iron and aluminum.
- Ferramentum** (*fer-am-en'-tum*) [L., an iron implement: *pl.*, *Ferramenta*]. A surgical instrument of iron or steel.
- Ferran**, **Peronospora of**. See *Peronospora*.
- Ferrein**, **Canal of**. See *Canal*. **F., Pyramids of**. See *Pyramid*. **F., Tubule of**. See *Pyramid*.
- Ferri-** (*fer'-i*) [*ferrum*, iron]. A prefix that indicates the *ferric*, as distinguished from *ferrous* compounds. Containing iron as a quadrivalent element.
- Ferrier's Snuff**. A snuff used in acute rhinitis. Its formula is hydrochlorate of morphin gr. ij, powdered acacia ʒij, and subnitrate of bismuth, ʒvj. See *Bismuth*.
- Ferro-** (*fer'-o*) [*ferrum*, iron]. A prefix used with the names of certain (*ferrous*) compounds and salts of iron.
- Ferrocyanid** (*fer-o-si'-an-id*) [*ferrum*, iron; *cyanogen*]. A compound of ferrocyanogen with an element or radical. That of potassium (*Potassii ferrocyanidum*) is official; that of iron was so formerly. That of zinc (*Zinci ferrocyanidum*) is sometimes given as a medicine. Dose gr. 1-4, in pill. **F. of Potassium and Acetic Acid Test**. See *Tests, Table of*.
- Ferrocyanogen** (*fer-o-si-an'-o-jen*) [*ferrum*, iron; *cyanogen*]. The quadrivalent radical,  $\text{Fe}(\text{CN})_6$ .
- Ferrous** (*fer'-us*) [*ferrum*, iron]. Containing iron as a bivalent element. Cf. *Ferric*.
- Ferrozone** (*fer'-o-zon*) [*ferrum*, iron; *ὀσεν*, to smell]. A material consisting in part of iron protosulphate; it is used as a precipitant for sewage.
- Ferruginous** (*fer-ul'-jin-us*) [*ferrugo*, rust; *ferrum*, iron]. Same as *Chalybeate*.
- Ferrule** (*fer'-ul*) [*ferrum*, iron]. A metallic hoop placed around a broken tooth; an instrument used with an attached lever in aligning irregularly placed teeth.
- Ferrum** (*fer'-um*) [L.: *gen.*, *Ferri*]. Iron. *Fe* = 56. Quantivalence II, IV. A metal having a luster varying from silver-white to gray. In pharmacy, a fine non-elastic, soft wire is used. Externally many of the soluble salts of iron make excellent styptic and astringent lotions. **F. redactum**, *Quevenne's Iron*, iron by hydrogen, occurs as a fine powder obtained by the reduction of ferric oxid by hydrogen. It is a constituent of the blood, to the red corpuscles of which it gives color. It is an irritant in large or long-continued doses. In small doses it is a stimulant and slightly astringent tonic. It is highly valuable in anemia, but contra-indicated in plethora. Dose gr. j-v. **F. redacti**, **Trochisci** (B.P.), each containing gr. I of iron. **Ferri acetat.**, **Liq.**, a 33 per cent. solution in water. **F. acetat.**, **Liq.**, fort (B.P.). Dose m j-vij. **F. acetat.**, **Tinct.**, has liq. ferri acetat 50, alcohol 30, acetic ether 20 parts. It is styptic and stimulant. Dose m x-ʒ ij. **F. bromid.**, **Fe-Br.** Dose gr. v-xx. **F. bromidi**, **Syr.**, contains 10 per cent. of ferric bromid. It is a sedative tonic, recommended in nervous disorders. Dose m v-xxx. **F. carb. saccharat.**, contains 15 per cent. of ferrous carbonate. It is a stimulant to digestion. Dose gr. ij-x, with food. **F. carb.**, **Massa**, Vallet's mass; ferrous sulphate 100, sodium carbonate 110, honey 38, sugar 25, syrup and distilled water aa q. s. ad fac. 100 parts. Dose gr. ij to v, after food. **F. carb.**, **Pil.** (B.P.). Dose gr. v-xx. **F., Mist.**, **aromat.** (B.P.). Dose ʒ j-ij. **F., Mistura, comp.**, Griffith's mixture; ferrous sulphate 6, myrrh, sugar, aa 18, potassium carbonate 8, spt. lavender 50, rose-water 900. This is essentially a carbonate of iron. Dose ʒ ss. **F., Pilulæ, comp.**, Griffith's pill, containing each, ferrous sulphate gr. 3/4, sodium carb. gr. 3/4, myrrh gr. iss, syrup q. s. Dose gr. ij to vj. **F. chloridum**,  $\text{Fe}_2\text{Cl}_6 \cdot 12\text{H}_2\text{O}$ , strongly acid, astringent, hemostatic, and styptic. It is never used internally. **F. chlorid.**, **Liq.** (**Liq. fer. perchloridi**, B.P.), an aqueous solution containing 38 per cent. of the salt. Dose m j-x; rarely used. **Liq. fer. perchlor.** fort. (B.P.), a powerful styptic.  $\text{Fe}_2(\text{C}_6\text{H}_5\text{O}_7)_6 \cdot 6\text{H}_2\text{O}$ . **F. chlorid.**, **Tinct.**, contains liq. ferri chlor. 25, alcohol q. s. It is very commonly used, and is one of the best tonic preparations. Dose m v-xx. **Tinct. fer. perchloridi** (B.P.). Dose m x-xx. **F. citras**, soluble in water, insoluble in alcohol; a mild stimulant. Dose gr. ij-v. **F. citras**, **Liq.**, a solution of ferri citrat., 35 per cent. in strength. Dose m v-xv. **F. citras**, **Vinum**, ammonio-ferric citrate 4, tinct. orange peel, syrup, aa 12, stronger white wine 72 parts. Dose ʒ j-ij. **F. hypophosphis**,  $\text{Fe}_3(\text{H}_2\text{PO}_2)_6$ , ferric hypophosphite, soluble in very dilute hydrochloric acid. Dose gr. v-x. **F. iodidum saccharat.**, soluble in water. It is a tonic. Dose gr. v-xxv. **F. ioid.**, **Pil.**, contains reduced iron, iodine, liquorice, sugar, acacia, and water, coated with balsam of tolu in ether. Dose j-ij pills. **F. ioidi**, **Syr.**, contains 10 per cent. of the ioidid. Dose m v-xxx. **F. lactas**,  $\text{Fe}(\text{C}_3\text{H}_5\text{O}_3)_2 \cdot 3\text{H}_2\text{O}$ , ferrous lactate,—best solvent, sodium citrate. Dose gr. j-ij. **F. nitratis**, **Liq.**, aqueous, contains 6 per cent. of the salt; it is styptic and astringent. Dose m v-xv. **F. oxalas**,  $\text{FeC}_2\text{O}_4 \cdot \text{H}_2\text{O}$ . Dose gr. ij in pill. **F. oxid. hydratum** (**Ferri peroxid. hydrat.** B.P.),  $\text{Fe}(\text{HO})_6$ , ferric hydrate, prepared by adding aq. ammoniæ 8 parts to a solution of ferric sulphate 10 parts. It is an antidote for arsenical poisoning, and should be prepared as needed. Dose ʒ j. **F. oxid. hydrat. cum magnesia**, should be prepared as needed from sol. ferric sulphate 1000 gr., water 2000 grains, to which is added magnesia 150 gr., water ʒ xxxij. It is an antidote for arsenic. **F., Emplastrum**, strengthening-plaster; ferric hydrate q, olive-oil 5, Burgundy pitch 14, lead-plaster 72. **F., Trochisci**, have each of ferric hydrate dried gr. v, vanilla gr. 1/10, sugar and mucilage of tragacanth q. s. Dose j-ij each day. **F. phosphas**,  $\text{Fe}_3\text{P}_2\text{O}_8 \cdot 8\text{H}_2\text{O}$ , an adjuvant to laxative pills, gr. v-x. **F. phosphat.**, **Syr.** (B.P.). Dose ʒ j. **Fox's Pill** (B.P.), Bland's Pill. See *Pill*. **F. pyrophosphas**, tasteless and non-astringent. Dose gr. ij-v. **F. subchloridi**, **Syr.** (B.P.). Dose ʒ ss-j. **F. sulphas**,  $\text{FeSO}_4 \cdot 7\text{H}_2\text{O}$ , *copperas*, protosulphate of iron, ferrous sulphate, astringent and irritating. It is an ingredient of pil. aloes et ferri, *q. v.* **F. sulph. exsicc.**,  $\text{FeSO}_4 \cdot \text{H}_2\text{O}$ . Dose gr. ss-ij in pill. **F. sulph. granulatus** (**Ferri sulphas granulata**, B. P.),  $\text{FeS}$



$O_4 \cdot 7H_2O$ , the foregoing precipitated from its solution by alcohol. Dose gr. ss-ij. **F. subsulph.**, Liq.,  $Fe_2O_3(SO_4)_3$ , Monsel's solution, an aqueous solution of basic sulphate of iron, powerfully astringent, styptic and hemostatic; it is rarely given internally. Dose  $\mathfrak{m}$ ij-x. **F. valerianas**,  $Fe_2(C_3H_5O_2)_6$ , valerianate of iron, soluble in alcohol. Dose gr. j-ij, in pill. **F. et ammonii citras**, citrate of iron 3, water of ammonia 1 part. Dose gr. ij-v. **F. et ammonii sulphas**, ammoniac sulphate of iron, ferric alum. This is the least astringent of the sulphates. Dose gr. ij-v. **F. et ammonii tartras** (**F. tartaratum**, B.P.), ammoniac tartrate of iron. Dose gr. v-xx. **F. et potassii tartras**, the least disagreeable of all iron preparations. Dose gr. v-x. **F. et quininae citras**, contains 12 per cent. of quinin. It is astringent and stimulant. Dose gr. iij-v. **F. et quin. cit.**, Liq., of doubtful value. Dose  $\mathfrak{m}$ v-xv. **F. et quin. citras solubilis**, used in preparing vinum ferri amarum. **F.**, **Vinum amarum**, bitter wine of iron, contains sol. citrate of iron and quinin 8, tinct. orange-peel 12, syrup 36, stronger white wine 44. It is a good substitute for the various "elixirs of calisaya and iron." Dose  $\mathfrak{z}$ j-iv. **F. et strychninae citras**, contains 1 per cent. of strychnin. It is astringent and stimulating. Dose gr. j-ij. **F. et ammonii acetat.** Liq., Basham's mixture, contains tinct. fer. chlorid 2, acetic acid 3, liq. ammonii acet. 20, elixir aurantii 10, syrup 15, water 50 parts. It is very agreeable, tonic and diuretic. Dose  $\mathfrak{z}$ j-v. *Unofficial preparations.*—**F. albuminas**. Dose gr. x-xxx. **F. arsenias**,  $Fe_3As_2O_8$  (not to be confounded with arseni of iron). Dose gr.  $\frac{1}{16}$ — $\frac{1}{8}$ . **F. dialysatum**, dialyzed iron, a ten per cent. oxychlorid in water. It is astringent and styptic, but only feebly chalybeate. Dose  $\mathfrak{m}$ x-xxx. **Liq. ferri dialyzat.** (B.P.). Dose  $\mathfrak{m}$ x-xxx. **F. et manganis iiodidi**, **Syr.**, containing in each fluid ounce 50 grains of iiodids in proportion of 3 of iron to 1 of manganese. Dose  $\mathfrak{m}$ x-xxx- $\mathfrak{z}$ j. **F. et manganis phosphat.**, **Syr.**, syrup of phosphate of iron and manganese. Each dram contains 2 gr. phosph. of iron and 1 grain of manganese. Dose  $\mathfrak{z}$ j. **F.**, **Mistura, aromat.**, pale cinchona bark 4, calumba 2, cloves 1, iron-wire 2, tinct. cardamom. comp. 12, tinct. orange-peel 2, water of peppermint 50. Dose  $\mathfrak{z}$ j-ij. **F.**, **Mist.**, **laxans**, ferrous sulphate gr. ij, magnesium sulphate  $\mathfrak{z}$ j, dilute sulphuric acid  $\mathfrak{m}$ ij, spat. chloroform  $\mathfrak{m}$ xx, water of peppermint ad  $\mathfrak{z}$ j. **F.**, **Mist.**, **salicylat.**, olei gaultheriae  $\mathfrak{m}$ xxxij, tr. ferri chlorid f $\mathfrak{z}$ iv, sodii salicylat.  $\mathfrak{z}$ iv, acid. citric. gr. x, glycerin. f $\mathfrak{z}$ j, liq. ammonii citrat. (B. P.) q. s. ad f $\mathfrak{z}$ iv; iron to be added last in mixing. **Ferro-salin.**, **Mist.**, magnesium sulphate  $\mathfrak{z}$ j, potassium bitartrate  $\mathfrak{z}$ j, dried sulphate of iron gr. x, water  $\mathfrak{z}$ xxxij. Dose a wineglassful. **F. phosphatum, quinae et strychninae**, **Syr.**, Easton's syrup, unof. Each  $\mathfrak{z}$ j contains gr. j phosph. of iron, gr. j quinin, and gr.  $\frac{1}{16}$  strychnin. **F. Salicylas**. Dose gr. j-v. **F. Tersulphatis**, Liq., solution of ferric sulphate, used in making other iron preparations.

**Fertile** (*fer'-til*) [*fertilis*, fruitful]. Prolific, fruitful. In botany, applied to flowers having a pistil.

**Fertilization** (*fer-til-iz-a'-shun*) [*fertilis*, fruitful]. Impregnation; fecundation; the initial act of sexual reproduction; it consists essentially in the union of two cells possessing respectively male and female qualities.

**Fertilizing Pouch** (*fer'-til-iz-ing pouch*). A folded apparatus connected with the oviduct of queen bees.

**Ferula** (*fer'-u-lah*) [L., "a rod"]. 1. Giant fennel. A genus of the order Umbelliferae. See *Asafetida*, *Galbanum*, *Sumbul*, *Sagapenum*. 2. A splint.

**Fervor** (*fer'-vor*) [L., "heat"]. Fever-heat; it is defined as being more than *calor* and less than *ardor*.

**Fessitude** (*fes'-it-ud*) [*fessus*, weary]. A sensation of weariness.

**Fester** (*fes'-ter*) [ME., *fester*]. 1. Any small or superficial ulceration. 2. To inflame slightly.

**Festination** (*fes-tin-a'-shun*) [*festinare*, to hasten]. A symptom of paralysis agitans and other diseases in which the patient shows in walking a tendency to take quicker and quicker steps. Propulsion or retropulsion are coincident symptoms.

**Fetal** (*fe'-tal*) [*fetus*, an offspring]. Pertaining to the fetus.

**Fetation** (*fe-ta'-shun*) [*fetus*, a fetus]. 1. The formation of a fetus. 2. Pregnancy.

**Fetich**, **Fetish** (*fel'-tish*). Any material object regarded with veneration or awe.

**Fetichism**, **Fetishism** (*fel'-tish-izm*) [Fr., *fetich*].

The term applied by Binet to the sexual perversion exhibited by collectors of napkins, shoes, etc. He maintains that these articles play here the part of the fetich in early theology. The favors given by the women to the knights in the Middle Ages were both tokens of remembrance and sexual excitants of satisfaction. Fetichism is the association of lust with the idea of certain portions of the female person, or with certain articles of female attire. It is designated as *dress-f.*, *hair-f.*, *hand-f.*, *glove-f.*, *shoe-f.*, etc., according to the object worshiped.

**Fetichist** (*fel'-tish-ist*) [Fr., *fetich*]. An individual whose sexual interest is confined exclusively to parts of the female body, or to certain portions of female attire.

**Feticide** (*fel'-tis-id*) [*fetus*, an unborn offspring; *cædere*, to kill]. The killing by intent of the fetus in the womb.

**Fetid** (*fel'-tid*, or *fel'-id*) [*fetere*, to become putrid]. Having a foul odor. **F. Stomatitis**. Synonym of *Ulcerative Stomatitis*.

**Fetiferous** (*fe-tif'-er-us*) [*fetus*, a fetus; *ferre*, to bear]. Pregnant.

**Fetiparous** (*fe-tip'-ar-us*) [*fetus*, a fetus; *parere*, to produce]. Giving birth to a fetus.

**Fetlock** (*fel'-lok*) [ME., *fitlokes*]. A tuft of hair growing behind the pastern-joint of horses. **F.-joint**, the joint of a horse's leg next to the foot.

**Fetlow** (*fel'-lo*) [E., dial]. A kind of whitlow or felon, seen upon cattle.

**Fetometry** (*fe-tom'-et-re*) [*fetus*, offspring; *μέτρον*, measure]. The measurement of the fetus, especially of its cranial diameters. The measurements usually made are as follows:—

TABLE OF MEASUREMENTS.

## 1. OF THE CHILD.

Length, . . . . .	50	cm. (20 in)
Bisacromial, . . . . .	12	" (4.8 ")

## 2. HEAD.

Bitemporal, . . . . .	8	cm. (3 $\frac{1}{4}$ in)
Biparietal, . . . . .	9 $\frac{1}{4}$	" (3 $\frac{3}{4}$ ")
Occipito-frontal, . . . . .	11 $\frac{3}{4}$	" (4 $\frac{1}{2}$ ")
" -mental, . . . . .	13 $\frac{1}{2}$	" (5 $\frac{1}{4}$ ")
Trachelo-bregmatic, . . . . .	9 $\frac{1}{2}$	" (3 $\frac{3}{4}$ ")
Circumference, occipito-frontal . . . . .	34 $\frac{1}{2}$	" (13.8 ")
<i>Weight of Child 2737 grms. (7<math>\frac{1}{2}</math> pounds).</i>		

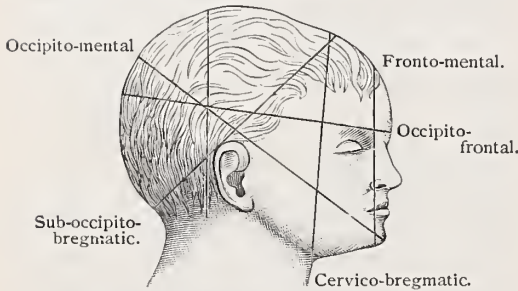
**Fetor** (*fel'-tor*) [L.]. Stench; offensive odor. **F. narium**. Synonym of *Ozena*.

**Fetter-bone** (*fel'-er-bōn*). In farriery, the same as great pastern. See *Pastern*.

**Fettered** (*fel'-erd*). In biology, applied to animals, as the seal, which have the hind limbs modified so as to unfit them for walking.

**Fetus** (*fe'-tus*) [*fetus*, offspring]. The young of viviparous animals in the womb; the embryo in the later stages of development. The following is a table of the development of the embryo and fetus in the

different months of pregnancy. *First Month.* Indistinguishable from ovum of other mammals. It is a flattened vesicle. The embryo is nourished by a yelk-sac which, even at the end of the first month, is larger than the cephalic extremity of the fetus. The



DIAMETERS OF THE FETAL HEAD. (Tarnier.)

visceral arches are distinct. The heart, first traces of liver and kidneys, eyes, rudimentary extremities, oral and anal orifices are formed. The spinal canal closes (spina bifida results if this fails to occur at this time). Length, 1 cm., or .4 inch. *Second Month.* Grows to 4 cm. in length (1.57 inches), and is about the size of a pigeon's egg. The visceral clefts close, except the first, which forms the external auditory meatus, tympanum, and Eustachian tube. At this time arrest of development results in hare-lip, umbilical hernia, or exomphalos. Eyes, nose, and ears are distinguishable. The first suggestion of hands and feet appears, and these are webbed. External genitals also now develop, but sex is not to be differentiated. *Third Month.* Maternal blood affords nourishment; 9 cm. long (3.6 inches), and about the size of a goose-egg. Fingers and toes lose their webbed character and nails appear as fine membranes. Points of ossification are found in most of the bones. The neck separates the head from the trunk, and sex is determined by the appearance of the uterus. Weight, 30 grms. = 463 grains. *Fourth Month.* 16 cm. = 6 in. in length. Lanugo is present. Intestines contain meconium. Sex is well defined. Weight, 55 grms. = 848.76 grains. *Fifth Month.* 25 cm. = 10 in. Vernix caseosa appears in places. The face is senile in appearance and wrinkled. Eyelids begin to open. Quickening occurs. Heart-sounds are heard. Weight, 273 grms. = 10.8 oz. *Sixth Month.* 30 cm. = 12 in. Hair grows longer. Eyebrows and lashes appear. The testicles approach the inguinal rings. Weight, 715 grms. = 23 oz. *Seventh Month.* 35 cm. = 14 in. Pupillary membrane disappears. Weight, 1213 grms. = 39 oz. *Eighth Month.* 40 cm. = 16 in. Down on the face begins to disappear. The left testicle has descended. Ossification begins in the lower epiphysis of the femur. The nails do not project beyond the finger-tips. Weight, 1617 grms. = 4½ lbs. *Ninth Month.* 45 cm. = 18 in. Subcutaneous fat increases. Diameters of the head about 1 to 1½ cm. less than at term. Weight, 1990 grms. = 5½ lbs. *Mature*

LENGTHS AND WEIGHTS OF THE FETUS AT DIFFERENT STAGES OF ITS DEVELOPMENT.

	1st month,	1 cm.	.4 in.			
2d	"	4	1.57	"		
3d	"	9	3.6	"	30	grms. 463
4th	"	16	6	"	55	848 76 grains.
5th	"	25	10	"	273	10 8 ozs.
6th	"	30	12	"	715	23 "
7th	"	35	14	"	1213	39 "
8th	"	40	16	"	1617	4½ lbs.
9th	"	45	18	"	1990	5½ "
10th	"	50	20	"	2737	7½ "

*Fetus.* 50 cm. long = 20 inches; weight, 2737 grms. = 7½ lbs. Skin is rosy; lanugo has disappeared. The nails are perfect and project beyond the finger tips. The eyes are opened. The center of ossification in the lower epiphysis of femur is 5 mm. in diameter, while that of the cuboid bone is just beginning to show. Diameters of head are normal. **F., Amorphous.** See *Anideus*. **F. Anideus.** See *Anideus*. **F. in fetu** (fetus within the fetus), the name applied to those interesting inclusions in which the stronger fetus in its growth has included within its organism the parts of the weaker fetus. **F. papyraceus**, the name given to the malformation resulting in a twin-pregnancy, when, owing to an inequality in the circulation of the embryos, the weaker fetus dies, and by the continually increasing pressure of the growing fetus is flattened more and more against the uterine walls, until the mass has a thickness little greater than stout parchment. **F., Position of**, the position occupied by the fetus in the mother's womb. It may be oblique, transverse, or longitudinal. Also, the position occupied by the fetus with reference to the mother's pelvis. See *Table* (p. 467). **F., Presentation of**, that part of the fetus that presents in labor. See *Presentation*.

**Feuillea** (*fu-il'-e-ah*) [after Louis Feuillet, a French naturalist]. A genus of cucurbitaceous climbing plants. The seeds of **F. cordifolia**, of Jamaica, are emetic and purgative. **F. trilobata**, of Brazil, has similar qualities. Unof.

**Fever** (*fe'-ver*) [*febris*, a fever]. A systemic disease or symptom of disease whose distinctive characteristic is elevation of temperature, accompanied also by quickened circulation, increased katabolism or tissue-waste, and disordered secretions. **F., Abdominal.** See *F., Typhoid*. **F., Adeno-nervous.** Synonym of *Plague*, q. v. **F., Adeno-typhoid.** Synonym of *F., Mediterranean*. **F., African.** See *F., Yellow*, and *Dengue*. Also the same as *F., Congo*. **F. and Ague.** See *F., Intermittent*. **F., Amatory.** See *Amatory*. **F., Anomalous**, one the symptoms of which are irregular. **F., Aquamalarial.** Same as *F., Malarial*. **F., Ardent**, a non-specific, continued fever occurring in hot climates, in which the ordinary symptoms of febricula are exaggerated. See *Ardent*. **F., Articular.** See *Dengue*. **F., Asthenic**, one with a low-fever temperature, weak circulation, and great loss of nervous force. **F., Ataxic.** See *F., Typhus*. **F., Atypic.** See *F., Anomalous*. **F., Ballast**, fever on shipboard; said to be due to decaying organic matter in the ballast. **F., Barbadoes.** Synonym of *F., Yellow*. **F., Barcelona.** Synonym of *F., Yellow*. **F.-bark.** See *Alstonia*. **F., Bilious**, one accompanying affections of the digestive organs. **F., Black.** Synonym of *Cerebro-spinal meningitis*. **F., Blackwater**, a fever occurring on the west coast of Africa, and characterized by attacking only those who have already suffered from malarial fever. There is a chill followed by lumbar pain, slight jaundice, fever, and the passage of porter-like urine. Bilious vomiting may occur, and death with uremic symptoms. It occurs in paroxysms—in other words, it is a paroxysmal hemoglobinuria. **F., Bladdery.** 1. A vulgar name for *Pemphigus*. 2. Same as *F., Catheter*. **F.-blister**, a vesicular or pustular dermal eruption seen near the mouth, after a febrile disturbance, often occurring after a common cold. See *Herpes facialis* and *H. labialis*. **F., Boa Vista.** Synonym of *F., Yellow*. **F., Bona**, a form of malignant malarial fever in Algeria. **F., Bouquet.** Synonym of *Dengue*. **F., Brain**, fever associated with cerebral disturbance, or with inflammation of the cerebral meninges. **F.,**



TABLE OF THE POSITIONS AND PRESENTATIONS OF THE FETUS.

PRESENTATION.	FREQUENCY.	VARIETIES.	SYMBOL.	FREQUENCY OF VARIETIES.	POSITION OF FETUS.	POSITION OF FETAL HEART-SOUNDS.	MORTALITY.	
							FETAL.	MATERNAL.
Vertex.	95 per cent. of all cases.	Left occipito-anterior.	L.O.A.	70 per cent.	Occiput to left acetabulum, forehead to right sacro-iliac joint; back to left; extremities to right, above.	One inch below, and to left of umbilicus.	5 per cent.	Less than 1 per cent.
		Left occipito-posterior.	L.O.P.		Occiput to left sacro-iliac joint, forehead to right acetabulum; back in left flank; extremities to right, anteriorly.	In left flank, below a transverse line through umbilicus.	Over 9 per cent.	
		Right occipito-anterior.	R.O.A.		Occiput to right acetabulum, forehead to left sacro-iliac joint; back to right; extremities to left, above.	Near median line, below umbilicus.	Over 9 per cent.	
		Right occipito-posterior.	R.O.P.	30 per cent.	Occiput to right sacro-iliac joint, forehead to left acetabulum; back in right flank; extremities to left, anteriorly.	In right flank, below a transverse line through umbilicus.	5 per cent.	
Face.	$\frac{1}{2}$ of 1 per cent.	Left mento-anterior.	L.M.A.	Second in frequency.	Chin to left acetabulum, forehead to right sacro-iliac joint; back to right; extremities to left.	Left side of abdomen, below umbilicus.	13 to 15 per cent.	6 per cent.
		Left mento-posterior.	L.M.P.		Chin to left sacro-iliac joint, forehead to right acetabulum; back to right; extremities to left.	Left side of abdomen, below umbilicus.		
		Right mento-anterior.	R.M.A.		Chin to right acetabulum, forehead to left sacro-iliac joint; back to left; extremities to right.	Right side of abdomen, below umbilicus.		
		Right mento-posterior.	R.M.P.	Most common.	Chin to right sacro-iliac joint, forehead to left acetabulum; back to left; extremities to right.	Right side of abdomen, below umbilicus.		
Brow.	$\frac{1}{4}$ of 1 per cent.	Left fronto-anterior.	L.F.A.		Brow to left acetabulum; chin to right sacro-iliac joint; back to left; extremities to right, above.	Left side of abdomen, below umbilicus.	30 per cent.	10 per cent.
		Left fronto-posterior.	L.F.P.		Brow to left sacro-iliac joint; chin to right acetabulum; back to left; extremities to right, above.	Left side of abdomen, below umbilicus.		
		Right fronto-anterior.	R.F.A.		Brow to right acetabulum; chin to left sacro-iliac joint; back to right; extremities to left, above.	Right side of abdomen, below umbilicus.		
		Right fronto-posterior.	R.F.P.		Brow to right sacro-iliac joint; chin to left acetabulum; back to right; extremities to left, above.	Right side of abdomen, below umbilicus.		
Shoulder.	$\frac{1}{2}$ of 1 per cent.	Left dorso-anterior.	L.D.A.	Most common.	Head in left iliac fossa, back anterior; extremities on right side, in upper part of abdomen.	Left side of abdomen, below umbilicus.	Almost 50 per cent.	11 per cent.
		Left dorso-posterior.	L.D.P.		Head in left iliac fossa, back posterior; extremities on right side, in upper part of abdomen.	Frequently cannot be heard.		
		Right dorso-anterior.	R.D.A.		Head in right iliac fossa, back anterior; extremities on left side, in upper part of abdomen.	Right side of abdomen, below umbilicus.		
		Right dorso-posterior.	R.D.P.		Head in right iliac fossa, back posterior; extremities on left side, in upper part of abdomen.	Right side of abdomen, below umbilicus toward the flank.		
Breech.	3 to 4 per cent. of all cases.	Left sacro-anterior.	L.S.A.	Most common.	Sacrum to left acetabulum; back to left anterior; abdomen to right posterior.	Left side of abdomen, above umbilicus.	30 per cent.	Less than 1 per cent.
		Left sacro-posterior.	L.S.P.		Sacrum to left sacro-iliac joint; back to left posterior; abdomen to right anterior.	Left side of abdomen, above umbilicus and toward the back.		
		Right sacro-anterior.	R.S.A.		Sacrum to right acetabulum; back to right anterior; abdomen to left posterior.	Right side of abdomen, above umbilicus.		
		Right sacro-posterior.	R.S.P.		Sacrum to right sacro-iliac joint; back to right posterior; abdomen to left anterior.	Right side of abdomen, above umbilicus and toward the back.		

**Breslau**, a contagious, epidemic disease in Breslau in the middle of the 18th century. Its nature is not known. **F., Brokenwing.** Synonym of *Dengue*. **F., Bucket.** Synonym of *Dengue*. **F., Bulam.** Synonym of *F., Yellow*. **F., Burdwan**, a form of Indian malarial fever. **F.-bush.** Spice-wood. The bark and fruit of *Lindera benzoin*, an aromatic stimulant and tonic. Its properties are due to a volatile oil. Dose of the fld. ext. of the bark ʒj-ij; of the berries mxx-ʒj. Unof. **F.-bush, California.** See *Garrya*. **F., Camp.** See *F., Typhus*. **F., Carbuncular.** Synonym of *Anthrax*. **F., Catarrhal**, one with a catarrhal affection of the air-passages. Synonym of *Influenza*. **F., Catheter**, a severe remittent fever sometimes following the passage of the catheter or sound. **F., Cerebro-spinal**, a malignant epidemic fever characterized by spasmodic contraction of the muscles of the neck, retraction of the head, hyperesthesia, etc., with lesions of the cerebral and spinal membranes; it is due to a specific poison. **F., Cesspool.** Synonym of *F., Typhoid*. **F., Chagres.** Synonym of *F., Yellow*, or *F., Malarial*. **F., Chickahominy.** A synonym of *F., Typhomalarial*. **F., Child-bed.** See *F., Puerperal*. **F., Colorado.** Synonym of *Dengue*. **F., Congestive**, a malignant form of a remittent or intermittent malarial fever. Also a synonym of *Cerebro-spinal Meningitis*. **F., Congo**, African fever. A form of fever, of malarial origin, and often of pernicious type, that prevails on parts of the W. African coast. **F., Contagious.** Synonym of *F., Typhus*. **F., Continued**, one in which there is a slowly continuous rise of temperature until a not high acme is reached, whence the fever ends fatally or slowly subsides. **F., Country.** See *F., Florida*. **F., Cretan.** Same as *F., Malta*. **F., New, of Crete.** Synonym of *F., Mediterranean*. **F., Dandy.** Synonym of *Dengue*. **F., Date.** Synonym of *Dengue*. **F., Deccan.** Synonym of *F., Pernicious Malarial*. **F., Diary.** Synonym of *F., Ephemeral*. **F., Dothienteric.** Synonym of *F., Typhoid*. **F., Dynamic.** Synonym of *F., Relapsing*. **F., Elephantoid**, a name given to the severe febrile symptoms that often attend the onset of *Elephantiasis arabum*. **F., Enteric.** See *F., Typhoid*. **F., Epidemic Catarrhal.** Synonym of *Influenza*. **F., Epidemic Gastro-rheumatic.** Synonym of *Dengue*. **F., Ephippic**, influenza in the horse. **F., Eruptive**, that accompanied or succeeded by an eruption on the skin. Examples are *F., Scarlet*, *Measles*, *Rötheln*, *Smallpox*, *Vaccination*, *Varicella*, *Erysipelas*, *Dengue*. **F., Eruptive Epidemic, of India.** Synonym of *Dengue*. **F., Essential.** See *F., Idiopathic*. **F., Famine.** See *F., Relapsing*. **F., Feco-malarial.** See *F., Mediterranean*. **F.-few**, the herb *Pyrethrum parthenium*, a stimulant tonic with emmenagogue and anthelmintic properties. Dose of the fld. ext. ʒj-ij. Unof. **F., Five-day.** Synonym of *F., Relapsing*. **F., Florida**, Country Fever; a form of fever occurring in tropical or sub-tropical countries, resembling malaria or typhoid fever. It is due to the prolonged action of high temperatures. **F., Gastric**, a term used indefinitely to indicate any febrile ailment associated with abdominal symptoms. It may be a simple febricula or some graver affection. **F., Gastrobilious.** See *F., Mediterranean*. **F., Gibraltar.** Synonym of *F., Mediterranean*. **F., Hay**, a disease of the mucous membranes of the nasal and respiratory passages, also at times involving the conjunctiva and eyeball. It is marked by catarrhal inflammation, coryza, and abundant lachrymation, with well-marked asthmatic attacks and great depression. It is due to the pollen of the grains and

other grasses, and to dust, odors, perfumes, and irritating substances acting upon a hypersensitive Schneiderian membrane in those with a marked nervous constitution. It is also attributed to the influence of microbes that float in the air. Climate seems to be a potent factor in the etiology in certain cases. **F., Heat.** Synonym of *Insolation*. **F.-heat**, the heat of fever. **F., Hectic.** Synonym of *Tabes mesenterica*. Also the fever that accompanies pulmonary tuberculosis and other diseases attended with suppuration. **F., Hemo-gastric.** See *F., Yellow*. **F., Hospital.** See *F., Typhus*. **F., Idiopathic**, one the cause of which escapes detection. **F., Inflammatory.** Synonym of *Anthrax*. **F., Intermittent**, one in which the symptoms intermit, with intermediate periods of freedom from the febrile attack. This is the common form of malarial fever. **F., Italian.** Synonym of *Influenza* and of *F., Mediterranean*. **F., Jail.** Synonym of *F., Typhus*. **F., Jungle**, a remittent fever of India. **F., Kendal.** Synonym of *F., Yellow*. **F., Leghorn.** Synonym of *F., Yellow*. **F., Lent.** Synonym of *F., Typhoid*. **F., Levant.** Synonym of *F., Relapsing*. **F., Low**, fever of an asthenic type. **F., Lung**, acute croupous pneumonia. **F., Lying-in.** Synonym of *Puerperal*. **F., Maculated.** Synonym of *F., Typhus*. **F., Malarial**, a febrile condition of periodic character dependent upon the presence of the hematozoa malariae. **F., Malarial Typhoid**, typhoid fever modified by simultaneous malarial infection. **F., Malignant**, a severe and fatal form of any fever. **F., Malta.** See *F., Mediterranean*. **F., Marsh.** Synonym of *F., Malarial*. **F., Mediterranean**, Gastrobilious Fever; Feco-malarial Fever; Malta Fever; Italian Fever; Neapolitan Fever; Cretan Fever; Rock Fever; Gibraltar Fever; a specific febrile disease occurring particularly on the Mediterranean coast, and characterized by long, irregular pyrexia, frequent relapses, rheumatic complications, constipation, and the absence of ulceration of Peyer's patches. It has an incubation period of from six to nine days. The temperature may rise to 104° or 106° F., and in fatal cases to 110° F. The course is often prolonged to from three months to a year or more. The mortality rate is about two per cent. **F., Mesenteric.** Synonym of *Tabes mesenterica*. **F., Miasmatic.** Synonym of *F., Malarial*. **F., Miliary**, an affection formerly very common, occurring in an epidemic form, with a prodromal stage of two or three days, during which there is great irritation of the skin, debility, and a feeling of suffocation. This is followed by profuse sweating, high fever, precordial and epigastric distress, and the appearance on the third or fourth day of a rash, first upon the neck and breast, consisting of numerous round or irregular spots, in the center of which vesicles arise that finally burst and form crusts. Desquamation and slow convalescence follow. **F., Military.** Synonym of *F., Typhus*. **F., Milk**, a form of slight puerperal septicemia, formerly thought to be due to the formation of milk in the mother's breast. **F., Mountain.** Synonym of *F., Typhoid*. **F., Mucous.** A synonym of *F., Typhoid*, q. v. **F., Neapolitan.** See *F., Mediterranean*. **F., New.** Synonym of *F., Malta*. **F., Night-soil.** Synonym of *F., Typhoid*. **F., Ochlotic.** Synonym of *F., Typhus*. **F., Paludal.** See *F., Intermittent*. **F., Panama**, an endemic fever on the Isthmus of Panama; pernicious malarial fever. **F., Periodic.** See *F., Intermittent*. **F., Pernicious**, a malignant fatal type of remittent or intermittent malarial fever. **F., Peyerian.** Synonym of *F., Typhoid*. **F., Prison**, typhus fever. **F., Puerperal**, Metria; an acute, heterogenetic, contagious febrile affection of women in child-bed. It is due to the in-



troduction of germs and septic material into the system, the poisonous agents finding entrance through the wounds and lacerations of the genital tract consequent upon parturition. In some cases these wounds take on an unhealthy condition with the formation over them of a whitish or grayish pellicle; they then form the so-called *diphtheric ulcers*, although they bear no relation to true diphtheria. In other cases there may start up a gangrenous condition spreading rapidly to the adjoining tissues. Virchow calls this variety *Erysipelas Malignum Internum, q. v.* It may assume a number of other forms, all of which are of a greater or lesser degree of gravity. **F., Puking.** Synonym of *Milk-sickness*. **F., Pulmonic.** A synonym of *Croupous Pneumonia*. **F., Putrid.** Synonym of *F., Typhus*. **F., Pyogenic.** Synonym of *Strangles*. **F., Pythogenic.** Synonym of *F., Typhoid*. **F., Quinin,** fever produced by large doses of quinin; it is attended with hematuria, dysuria, dyspnea, threatened collapse. **F., Red.** Synonym of *Dengue*. **F., Relapsing,** Famine Fever; an acute specific febrile disease characterized by a short paroxysm of fever, ending in crisis, followed by a well-marked remission, and that by a relapse on or about the fourteenth day. The fever is high and the patient restless; there is no characteristic eruption; but the patient emits a peculiar musty odor like that of burning straw. Epistaxis, often profuse, is present. A crisis is usual on the seventh day and is attended usually by some critical discharge. In seven days, or a little sooner, the relapse occurs, lasting from a few hours to seven days or more. During convalescence there may be a flaky desquamation. There is always in this disease marked enlargement of the spleen; the liver also is enlarged, as well as the kidneys. The disease is due to the presence in the blood of a specific spirillum, which is only seen during the paroxysms. **F., Remittent,** a paroxysmal fever with exacerbations and remissions, but not intermissions; usually applied specifically to remittent malarial fever. **F., Rheumatic.** See *Rheumatism*. **F., Rock.** Synonym of *F., Mediterranean*. **F., Scarlet.** See *Scarlatina*. **F., Septic,** one due to the admission of septic matter into the system. **F., Seven-day.** Synonym of *F., Relapsing*. **F., Seventeen-day.** Synonym of *F., Relapsing*. **F., Ship.** Synonym of *F., Typhus*. **F., Shoddy,** an illness occurring among shoddy-grinders. The symptoms are headache, malaise, dryness of the fauces, and difficulty of breathing. The acute symptoms subside in six or eight hours, but cough and expectoration remain as a chronic condition. **F., Siam.** Synonym of *F., Yellow*. **F., Simple Continued,** a continued, non-contagious fever, varying in duration from one to twelve days, and usually ending in recovery. **F., Solar.** Synonym of *Dengue*. **F.-sore,** a colloquial name for necrosis of the tibia; also a fever-blister. **F., Spirillum.** Synonym of *F., Relapsing*. **F., Splenic.** Synonym of *Anthrax*. See *Pustula maligna*. **F., Sthenic,** fever characterized by abnormal increase of the cardiac and vital activities. **F., Stiff-necked.** Synonym of *Dengue*. **F., Sudoral.** Synonym of *F., Mediterranean*. **F., Summer,** hay-fever. **F., Sun.** Synonym of *Insolation*. **F., Three-day.** Synonym of *Dengue*. **F., Traumatic,** that following traumatism, surgical or accidental. **F.-twig.** See *Climbing Staff-tree* and *Celastrus*. **F., Typhoid,** Enteric Fever; an acute continued fever due to a specific virus, the bacillus typhosis, and characterized by peculiar intestinal lesions, splenic enlargement, maculae on the skin (rose spots), headache, delirium, diarrhea, prostration, etc. The morbid changes are chiefly in the lower part of the ileum, occasionally

in the upper part of the colon, and consist in a necrotic inflammatory infiltration of the follicular structures and neighboring parts, commonly called "Peyer's patches," with a catarrhal inflammation of the rest of the intestinal mucous membrane. The stools are the characteristic liquid ochre-colored passages, resembling pea-soup. Epistaxis is frequently an early symptom. The duration of the disease is usually about four weeks. There may be, however, an abortive form of the disease ending at from the eighth to the fourteenth day. The *afebrile form*, which is rare, may have a normal or even subnormal temperature throughout the entire course. Perforation of the bowel, peritonitis, hemorrhage, and tympanites are some of the complications of the disease. Relapses occur in a certain proportion of the cases. The poison of typhoid fever usually enters the system through the drinking-water, or milk, or by inhaling effluvia from drains. Direct contagion from the sick to the healthy plays but a small part in the dissemination of typhoid fever. See *Table of Exanthemata*. **F., Typhoid, Ambulatory,** the latent form, with illly-defined symptoms, so that the patient scarcely feels ill enough to go to bed. The prognosis in this form of the disease is often grave. **F., Typhoid, Atypical.** Synonym of *F., Mediterranean*. **F., Typhoid, Canine,** a peculiar form of typhoid fever occurring only among patients who have been previously subject to malaria. The period of invasion is from one to three days, during which the patient complains of general discomfort and constipation. This is followed by a rapid development of the fever, the temperature almost immediately reaching 104° F. After the third day diarrhea, epistaxis, and intestinal hemorrhage occur. The fever subsides at the end of the first week, though the diarrhea and enlargement of the spleen continue. The pulse is always slow. **F., Typhoid, Intermittent.** Synonym of *F., Mediterranean*. **F., Typho-malarial,** a malarial fever with typhoid symptoms. **F., Typhus,** an acute, specific, epidemic, contagious, exanthematous fever, probably due to a specific infecting germ, and characterized by a peculiar petechial eruption, depression of the vital powers, profound cerebral manifestations, and absence of any discoverable lesion. It terminates by crisis on or about the fourteenth day, or by death from exhaustion or coma. See *Exanthemata, Table of*. **F., Typhus, Abdominal.** Synonym of *F., Typhoid*. **F., Typhus, Walking,** typhus fever in which the vital powers are not greatly reduced, so that the patient does not go to bed. **F., Urinary,** the febrile disturbance that follows the use of the catheter or bougie, or other operation upon the urinary organs, or any distinct impression made upon the urethra or bladder by some other means than these. Urinary fever varies in severity, from a slight chill and moderate rise of temperature to a well-marked chill with considerable rise of temperature. **F., Vitular.** See *Collapse, Parturient*. **F., Vitulary.** See *Collapse, Parturient*. **F.-wort.** See *Triosteum*. **F., Wound.** Synonym of *F., Traumatic*. **F., Yellow,** an acute, specific, infectious, contagious, paroxysmal, malignant fever, occurring mainly in sub-tropical regions, and characterized by three stages—the febrile, the remission, and the collapse. The poison of the disease is destroyed by frost. The period of incubation varies from one to fourteen days. The onset is sudden, the temperature high. There is a tendency to hemorrhage from the nose, mouth, vagina, kidneys, or stomach; the skin and conjunctivæ acquire a yellow tint or even a deep olive or mahogany color. There may be vomiting of altered blood. In fatal cases there is found a granular

- degeneration of the liver-cells. One attack of the disease protects against subsequent seizures; negroes display a peculiar immunity to the disease.
- Feverish** (*fē'-ver-ish*) [*febris*, fever]. Somewhat affected with fever; febrile.
- Fexism** (*feks'-izm*) [Austrian]. A form of cretinism seen in Styria (Austria); its victims are locally called *fexi*.
- Fiber** (*fi'-ber*) [*fibra*, a thread]. A filamentary or thread-like structure. Applied to the thread-like filaments of muscular, cartilaginous, and tendinous tissues. **F**, **Axial**, the central or axial band of a nerve-fiber; it is called also the *band of Remak* and the axis-cylinder. **F.**, **Beale's**, a spinal nerve-fiber seen in sympathetic ganglion-cells. It becomes a medullated nerve. **F.**, **Bühlmann's**, peculiar lines formed in carious teeth due to the *Bacterium lincola*. **F.**, **Gottstein's**, the external ciliated cells and nerve-fibers of the auditory nerve in the cochlea. **F. of Corti**. See *Corti*. **F. of Gerdy**, a transverse band of fibers supporting the hand crosswise and forming the web of the fingers. **F. of Müller**, a supporting connective tissue that unites the various layers of the retina. **F. of Remak**, certain pale and non-medullated nerve-fibers, found mostly in branches of the sympathetic nerve. **F. of Sharpey**, delicate processes or rods that pass through and rivet together the concentric laminae of bone. **F.**, **Sustentacular**. See *F. of Müller*. **F. of Tomes**, elongated and branched processes of the odontoblasts of the pulp, filling the dentinal tubules of teeth.
- Fibra** (*fi'-brah*) [L.: *pl.*, *Fibræ*]. Same as *Fiber*.
- Fibration** (*fi-bra'-shun*) [*fibra*, fiber]. Fibrous construction; arrangement of fibers.
- Fibril**, or **Fibrilla** (*fi'-bril*, or *fi-bril'-ah*) [dim. of *fibra*, a fiber]. A small fiber or component filament of a fiber. A name applied to minute nerve-filaments.
- Fibrillar** (*fi'-bril-ar*) [*fibrilla*, a small fiber]. Pertaining to fibrillæ. **F. Contractions**, spontaneous contractions successively taking place in different bundles of muscular fibers; they are characteristically observed in progressive muscular atrophy.
- Fibrillary** (*fi'-bril-a-re*). Same as *Fibrillar*.
- Fibrillation** (*fi-bril'-a'-shun*) [*fibrilla*, a small fiber]. The quality of being fibrillar; also a fibrillar contraction; the acquirement of new fibrils. **F. of New Tissue**, the appearance of fibrillæ in new-formed tissue.
- Fibrin** (*fi'-brin*) [*fibra*, a fiber]. A native albumin or proteid, a substance that, becoming solid in shed blood, plasma, and lymph, causes coagulation of these fluids. It then exists in the shape of innumerable, excessively delicate, closely packed, microscopic, doubly refractive fibrils, entangling the blood-corpuscles, as in a spider's web, and with them forming the blood-clot or *placenta sanguinis*. Fibrin forms about 0.2 per cent. of the blood and is insoluble in water and ether. It is changed into syntonin by dilute hydrochloric acid. **F.-ferment**, a ferment obtainable from blood-serum after clotting has occurred. It does not exist in the living, circulating blood. Its activity is destroyed by heating to 70° F.
- Fibrination** (*fi-brin'-a'-shun*) [*fibra*, a fiber]. The acquirement of an abnormal amount of fibrin.
- Fibrinogen** (*fi-brin'-o-jen*) [*fibra*, a fiber; *γεννᾶν*, to produce]. A native proteid of the globulin class, obtained from blood-plasma, serous transudations, etc. According to Schmidt it is one of the chief elements in the formation of fibrin (the other being Paraglobulin), which occurs dissolved in the plasma, aided by a fibrin-ferment.
- Fibrinogenic** (*fi-brin-o-jen'-ik*) [*fibra*, a fiber; *γεννᾶν*, to produce]. Of the nature of fibrinogen.
- Fibrinogenous** (*fi-brin-ōj'-en-us*) [*fibra*, a fiber; *γεννᾶν*, to produce]. Forming or producing fibrin.
- Fibrinoplastic** (*fi-brin-o-plas'-tik*) [*fibra*, a fiber; *πλασσεῖν*, to form]. Of the nature of fibrinoplastin.
- Fibrinoplastin** (*fi-brin-o-plas'-tin*). See *Paraglobulin*.
- Fibrinous** (*fi'-brin-us*) [*fibra*, a fiber]. Of the nature of or containing fibrin.
- Fibrinuria** (*fi-brin-u'-re-ah*) [*fibra*, a fiber; *οὐρον*, urine]. The presence of fibrin in the urine to an extent that causes its coagulation after the liquid has been voided. It usually occurs in the course of villous cancers of the bladder, or after the use of cantharides.
- Fibro-** (*fi'-bro-*) [*fibra*, a fiber]. A prefix used to denote fibrous structure.
- Fibro-areolar** (*fi-bro-ar-e'-o-lar*) [*fibra*, fiber; *areola*, dim. of *area*, an open space]. Containing both fibrous and areolar tissues.
- Fibroblast** (*fi'-bro-blast*) [*fibra*, fiber; *βλαστός*, germ]. A connective-tissue cell.
- Fibro-bronchitis** (*fi-bro-brong-kī'-tis*) [*fibra*, fiber; *βρόγχος*, the windpipe; *ιτις*, inflammation]. Bronchitis with the expectoration of fibrinous casts.
- Fibro-carcinoma** (*fi-bro-kar-sin-o'-mah*) [*fibra*, fiber; *καρκίνωμα*, carcinoma: *pl.*, *Fibrocarcinomata*]. A carcinoma with fibrous elements.
- Fibro-cartilage** (*fi-bro-kar'-til-aj*) [*fibra*, a fiber; *cartilago*, gristle]. Cartilage with more or less copious intermixture of fibrous elements.
- Fibro-cartilaginous** (*fi-bro-kar-til-aj'-in-us*) [*fibra*, fiber; *cartilago*, gristle]. Composed of or containing fibro-cartilage.
- Fibro-cellular** (*fi-bro-sell'-u-lar*) [*fibra*, fiber; *cella*, cell]. Both fibrous and cellular; fibro-areolar.
- Fibro-chondritis** (*fi-bro-kon-dri'-tis*) [*fibra*, fiber; *χόνδρος*, cartilage; *ιτις*, inflammation]. Inflammation of fibro-cartilage.
- Fibrocyst** (*fi'-bro-sist*) [*fibra*, fiber; *κύστις*, cyst]. A fibroma that has undergone cystic degeneration.
- Fibro-elastic** (*fi-bro-e-las'-tik*) [*fibra*, fiber; *ελαστικός*, elastic]. Consisting partly of fibrous elastic tissue.
- Fibro-enchondroma** (*fi-bro-en-kon-dro'-mah*) [*fibra*, fiber; *ἐν*, in; *χόνδρος*, cartilage; *ῥυμα*, tumor: *pl.*, *Fibro-enchondromata*]. An enchondroma containing fibrous elements.
- Fibro-glioma** (*fi-bro-gli-o'-mah*) [*fibra*, fiber; *γλία*, glue; *ῥυμα*, tumor: *pl.*, *Fibrogliomata*]. A tumor consisting in part of fibrous and in part of glious elements.
- Fibroid** (*fi'-broid*) [*fibra*, fiber; *εἶδος*, likeness]. A term applied to such structures as possess a fibrous appearance, but cannot be separated into fibers. Also, a fibroid tumor. **F. Heart**, a chronic form of myocarditis in which there is a development of fibrous connective tissue in the cardiac muscle. **F. Induration**. See *Induration*. **F. Phthisis**, the very chronic form of phthisis, in which the inflammatory products have taken on a fibroid change.
- Fibroin** (*fi'-bro-in*) [*fibra*, fiber],  $C_{15}H_{23}N_3O_6$ . An albuminoid; a white, shining substance, the chief constituent of the cocoons of insects and spider-web. See also *Fibrerin*.
- Fibro-lipoma** (*fi-bro-lip-o'-mah*) [*fibra*, fiber; *λίπος*, fat; *ῥυμα*, tumor: *pl.*, *Fibro-lipomata*]. A neoplasm constituted of both fibrous and fatty elements.
- Fibroma** (*fi-bro'-mah*) [*fibra*, a fiber; *ῥυμα*, a tumor: *pl.*, *Fibromata*]. 1. Any fibrous-tissue tumor; it is called also *inoma*. 2. See *Molluscum fibrosum*. **F.**, **Concentric**, a soft, red, vascular form of uterine fibroma, forming a general enlargement of the uterus, concentrically surrounding the uterine cavity. It contains a relatively greater abundance of muscular tissue than the other varieties of fibromata. **F. fungoides**. See



*Granuloma fungoides* and *Mycosis*. **F. lipomatodes**. Same as *Xanthoma*, *q. v.* **F. molluscum**. Synonym of *Molluscum fibrosum*. **F. simplex**. Synonym of *Molluscum fibrosum*.

**Fibromyitis** (*fi-bro-mi-i'-tis*) [*fibra*, fiber; *μῦς*, muscle; *itis*, inflammation]. Inflammation of a muscle, leading to its fibrous degeneration.

**Fibro-myoma** (*fi-bro-mi-o'-mah*) [*fibra*, fiber; *μῦς*, muscle; *ōma*, a tumor: *pl.*, *Fibro-myomata*]. A tumor composed of fibrous and muscular tissue.

**Fibromyxoma** (*fi-bro-miks-o'-mah*) [*fibra*, fiber; *μύξα*, mucus; *ōma*, a tumor: *pl.*, *Fibromyxomata*]. A fibroma that is undergoing a myxoid change.

**Fibroplastic** (*fi-bro-plas'-tik*) [*fibra*, fiber; *πλάσσειν*, to form]. Showing a tendency toward the formation of fibers; a term applied to certain cases of spindle-celled sarcoma.

**Fibrorin** (*fi-bror'-in*) [*fibra*, fiber]. In biology, the substance of which the webs of spiders are composed.

**Fibro-sarcoma** (*fi-bro-sar-ko'-mah*) [*fibra*, fiber; *σάρξ*, flesh; *ōma*, a tumor: *pl.*, *Fibro-sarcomata*]. A spindle-celled sarcoma, with elements that cause it to resemble a fibroma.

**Fibro-serous** (*fi-bro-se'-rus*) [*fibra*, fiber; *serum*, whey]. Having the qualities of a fibrous and serous structure. **F.-s. Membranes**, thin, transparent, glistening structures forming closed sacs, that contain certain organs. They are the peritoneum, the two pleuræ, the pericardium, the tunica vaginalis testis, the arachnoid, and synovial membranes.

**Fibrosis** (*fi-bro'-sis*) [*fibra*, fiber]. The development of interstitial fibrous tissue; it occurs as a disease-process in the coats of the smaller blood-vessels at about middle life. **F., Arterio-capillary**. See *Endarteritis*.

**Fibrous** (*fi'-brus*) [*fibra*, a fiber]. Containing fibers; of the character of a fiber.

**Fibula** (*fib'-u-lah*) [*L.*, a buckle]. The smaller or splint-bone at the outer part of the lower leg articulating above with the tibia, and below with the astragalus and tibia. It forms the external malleolus.

**Fibular** (*fib'-u-lar*) [*fibula*, a buckle]. Relating to the fibula.

**Fibulare** (*fib-u-la'-re*) [*L.*: *pl.*, *Fibularia*]. Same as *Calcaneum*.

**Fibulen** (*fib'-u-len*) [*fibula*, a buckle]. Belonging to the fibula in itself.

**Fibulo-calcaneal** (*fib-u-lo-kal-ka'-ne-al*) [*fibula*, a buckle; *calcaneum*, the heel]. Pertaining to or connecting the fibula and the calcaneum.

**Ficarin** (*fik'-ar-in*) [*ficus*, a fig]. A neutral principle obtained from the common ficary; it is used internally and externally for piles.

**Ficary** (*fik'-ar-e*) [*ficaria*; *ficus*, a fig; a hemorrhoid]. The *Ranunculus ficaria*, pilewort, a common European herb, long a popular remedy for piles.

**Fick's Angle**. See *Angle*.

**Ficoin** (*fi'-ko-in*) [*ficus*, a fig]. Doliariin, or cradin; a form of papayin, or vegetable pepsin, obtained from various species of *Ficus*.

**Ficosis** (*fi'-ko'-sis*). See *Sycosis*.

**Ficus** (*fi'-kus*) [*L.*, a fig-tree]. 1. The fig. The fleshy receptacle of *F. carica*, native to Asia Minor, and cultivated throughout Europe and tropical America. It contains 62 per cent. of grape-sugar when dry. It is somewhat laxative and fairly nutritious, and is a constituent of *Confectio sennæ*. The genus *Ficus* contains many species. Forms of papayin (cradin, doliariin) occur in several species. Others afford caoutchouc, lac, etc. 2. A hemorrhoidal or condylomatous tumor.

**Fiddle, Scotch** (*fid'-l*) [*ME.*, *fidell*]. The itch.

**Fiddler's Muscle**. See *Fiducinal*.

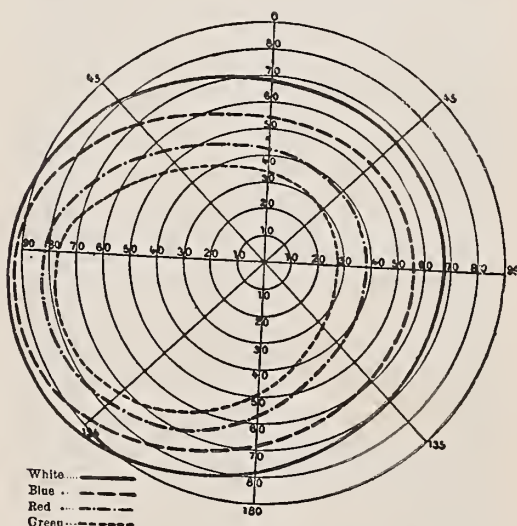
**Fidgets** (*fi-j'-ets*) [*dim.* of *fidge*]. Uneasiness; restlessness; dysphoria, *q. v.*

**Fiducinal Muscle**. See *Muscles*, *Table of*.

**Fidispinalis** (*fid-is-pi-na'-lis*) [*fidicinus*, for playing on stringed instruments; *spina*, the back]. The muscle called multifidus spinæ. See *Muscles*, *Table of*.

**Field** (*feld*) [*ME.*, *feeld*]. Any space or area, especially the field of vision. **F., Contraction of the**, occurs in certain retinal and cerebral affections. **F.-glass**, in an eye-piece, the lens farthest from the eye. **F.-hospital**, a temporary hospital on a battle-field. **F. of Vision**, sometimes spoken of simply as *the field*. The extent of indirect vision with fixation of the visual axis upon one point. Its limit for white light is about 90° outward, 70° inward and above, and 60° downward. **The F. for Colors** is more restricted; that for blue is nearly as large as that for white, while that for red and green is more narrow. **F., Testing the**. See *Perimeter*.

**Fifth Nerve**. See *Trifacial*. **F. Ventricle**. See *Ventricle*.



FIELD OF VISION OF THE LEFT EYE.

**Fig** [*ME.*, *fig*, a fig]. See *Ficus*. **F.-wart**. See *Verruca acuminata*. **F.-wort**, the herb *Scrophularia nodosa*, an alterative, diuretic, and anodyne. It is sometimes used in the form of an ointment for piles. Dose of the fld. ext. ʒss-j. Unof.

**Figure of Eight**. See *Bandage*.

**Fila** (*fi'-lah*) [*L.*]. Plural of *Filum*, *q. v.*

**Filament** (*fil'-am-ent*) [*filum*, a thread]. A small, thread-like structure or part of an organ, as a muscle, nerve, or tendon. **F., Spermatic**, the caudal filament of a spermatozoon.

**Filamentation** [*L.*, *filum*, a thread]. Thread formation. A peculiar reaction produced in certain bacteria (*Bacillus coli communis*, proteus, etc.) when they are brought in contact with blood-serum, and consisting in the formation of long interlacing threads. The reaction is best obtained when the bacteria are suspended in serum derived from the same individual from whose body the bacteria were obtained (so-called "homologous" serum).

**Filaria** (*fi-la'-re-ah*) [*filum*, a thread]. A genus of nematode or thread-worms of the family *Filariidae*. See *Parasites (Animal)*, *Table of*. **F. bancrofti**. See

- Thread-worms and Parasites (Animal), Table of.* **F. conjunctivæ** has been taken from the human conjunctiva; it is found chiefly in Africa. **F. lentis** has been found in cataractous lenses. **F. medinensis**. See *Thread-worms, Guinea-worm, and Parasites (Animal), Table of.* **F. sanguinis hominis**, *Craw-craw*; the embryo of a nematode worm native to the Guinea coast of Africa, which, entering the blood and lymphatics, causes abscesses in the lymphatic glands, certain forms of *Elephantiasis*, *q. v.*, *lymph-scrotum*, if the lymphatics of the scrotum are involved, or *chyluria*, if those of the pelvis are obstructed. See *Parasites (Animal), Table of.* **F. sanguinolenta**. See *Thread-worms and Parasites (Animal), Table of.*
- Filariasis** (*fī-lar-i'as-is*) [*filum*, a thread]. A diseased state due to the presence in human blood of *Filaria sanguinis*, or of an entozoön of some allied species.
- File** (*fīl'*) [ME., *file*, a file]. See *Raspatory, Xyster.* **F.-cutter's Disease**, a form of pneumonokoniosis. **F., Dental**, Odontorine; *Scalprum dentarum*; *Lima dentaria*; a tooth-file; an instrument for the removal of a portion of one or more teeth. There are files for separating incisor, bicuspid, and molar teeth, etc.
- Filhos, Caustic of.** A cauterizing paste composed of quicklime and caustic potash mixed with alcohol.
- Filices** (*fīl'-is-ēs*) [L., *pl.* of *Filix*, a fern]. Ferns. See *Filix*.
- Filiform** (*fīl'-if-orm*) [*filum*, a thread; *forma*, form]. Thread-like. **F. Bougie**. See *Bougie*. **F. Papillæ**, the smallest and most numerous of the papillæ of the tongue, occurring over its whole surface. **F. Apparatus**, in biology, the longitudinally striated, homogeneous, strongly refractive, cellulose cap, often found at the apex of each of the two cells (*synergidæ*) forming a part of the germinal apparatus or egg-apparatus of plants.
- Filipuncture** (*fīl-e-punk't-chūr*) [*filum*, thread; *punctura*, a puncture]. The passing into an aneurysmal sac of wire-threads, hairs, or the like, to promote coagulation.
- Filix** (*fīl'-iks*) [L.: *pl.*, *Filices*]. A general name for any fern. **F. femina**, or *feminea*, the fern now called *Asplenium filix femina*, female fern or spleenwort. See *Asplenium*. **F. mas**, male fern. See *Aspidium*.
- Filixolin** (*fī-lik's-o-lin*) [*filix*, fern; *oleum*, oil]. The fatty oil of *Male Fern*.
- Filleau's Method.** See *Treatment, Methods of.*
- Fillet** (*fīl'-et*) [Fr., *filet*, a thread]. A loop-shaped bandage; a tape loop passed through the handles of an obstetric forceps, or about some part of the fetus, for the purpose of making traction. Also see *Lemniscus*. **F., Olivary**, a fasciculus of nerve-fibers enclosing the olivary body of the medulla. **F. Test.** See *Death, Signs of.*
- Filling** (*fīl'-ing*) [ME., *fillen*, to fill]. The material used in closing cavities in carious teeth.
- Film** [ME., *filme*, a film]. A pellicle or thin skin; an opacity of the cornea.
- Filoplume** (*fī-lo-plūm*) [*filum*, thread; *pluma*, a feather]. In biology, an extremely slender, thread-like feather, usually destitute of vane, very abundant on common poultry.
- Filo-pressure** (*fī-lo-pres'h-ūr*) [*filum*, a thread; *pressura*, a pressing]. Compression of a vessel by means of a wire or a thread.
- Filovaricosis** (*fī-to-var-ik-o'-sis*) [*filum*, a thread; *varix*, a dilated vein]. A varicosity of the axis-cylinder of a nerve-fiber, or the formation of one.
- Filter** (*fīl'-ter*) [*filtrum*, felt]. An apparatus for straining and removing from water or other liquid solutions the impurities it may contain. **F. Paper**, a paper of close, firm mesh, much used by pharmacists for filtration.
- Filth** [ME., *filthe*, foulness]. Foul, offensive matter. **F.-disease**, any disease due to filth. **F.-dread**. See *Myophobia and Rupophobia*.
- Filtration** (*fīl-tra'-shun*) [*filtrum*, felt]. The operation of straining through bibulous paper. The best white filter-paper should be used for filtering alkaline or alkaloidal solutions.
- Filtrum** (*fīl'-trum*) [L., felt: *pl.*, *Filtra*]. 1. Felt, *q. v.* 2. A filter or strainer.
- Filum** (*fī'-lum*) [L.]. Any thread-like or filamentous structure; in surgery, a thread or wire. **F. coronarium**, a cord-like ridge that runs along the auricular opening of the heart. **F. terminale**, the terminal strands of the spinal cord, extending from the first lumbar vertebra through the cauda equina.
- Fimbria** (*fīm'-bre-ah*) [Lat., a "fringe": *pl.*, *Fimbriae*]. *Corpus fimbriatum*; *tænia hippocampi*; a zone consisting of alba alone, and forming, as it were, a margin for the hippocamp. There is one in each hemisphere between the hippocamp and the rima. **F. ovarica**, one of the fimbriae of the Fallopian tube nearly double the length of the others, and characterized by the great size of its secondary fringes. It leads toward the ovary.
- Fimbriae** (*fīm'-bre-æ*) [*fimbria*, a fringe]. Threads; a fringe. **F. of Fallopian Tube**, the fringe-like processes of the outer extremity of the oviduct.
- Fimbrial** (*fīm'-bre-al*) [*fimbria*, a thread]. Relating to the fimbria or to fimbriae.
- Fimbriated** (*fīm'-bre-a-ted*) [*fimbria*, a thread]. Fringed; having a shred-like or fimbrial border.
- Fimbricele** (*fīm'-bre-o-sel*) [*fimbria*, a thread; *κηλη*, hernia]. Hernia enclosing some or all of the fimbriae of an oviduct.
- Fimetary** (*fīm-et-a'-re-us*) [*finus*, dung]. In biology, growing on dung.
- Finckler and Prior, Spirillum of.** See *Bacteria, Synonymatic Table of.*
- Fine** (*fīn*) [ME., *fin*, fine]. Opposed to coarse. **F. Adjustment.** See *Adjustment*.
- Finger** (*fīng'-ger*) [ME., *finger*]. A digit of the hand. **F., Clubbed**. See *Clubbed Fingers*. **F., Insane**, a finger affected with a variety of chronic whitlow; it is seen in certain cases of confirmed brain-disorder. **F., Mallet**, a deformity of a finger characterized by deficient extension or undue flexion of the terminal phalanx. **F.-stall**, a rubber covering for a finger. **F., Transparent**, a small, round plate of glass set in a metal frame, used by Liebreich in place of digital pressure in lupus-examinations. A lens may be used in place of plain glass, thus illuminating the skin. **F., Trigger**. See *Trigger-finger*.
- Fingers and Toes, Numbering of.** Among anatomists the rule is almost universally followed of numbering from the thumb and great toe (*pollux* and *hallux*). Occasionally the index finger is considered number one.
- Fining** (*fīl'-ning*) [ME., *fin*, fine]. A term applied to the "clearing" of wine. It consists in adding to muddy wine some albuminous or similar substance that will mix with the suspended matter and carry it to the bottom or bring it to the surface. The substances most generally employed are white of egg, ox-blood, and milk, or mixtures of these substances.
- Finlay's Micrococcus.** See *Bacteria, Synonymatic Table of.*
- Finn** (*fīn*). The cysticercus or larva of a tape-worm.
- Fiocca, Bacillus of.** See *Bacteria, Synonymatic Table of.*



**Fir** (*fur*) [ME., *fir*, the fir-tree]. See *Abies*. **F.-balsam**. See *Abies balsamea*. **F.-wool**, a fiber prepared in Germany from pine-leaves. It has been recommended as a material for the clothing of invalids. **F.-wool Extract**, an extract prepared from the leaves of *Pinus sylvestris* in the process of separating fir-wool. It is used in chronic rheumatism. Unof. **F.-wool Oil** (*Oleum pini sylvestris*, B. P.), the fragrant volatile oil distilled from the leaves of *Pinus sylvestris*, used mainly by inhalation. Dose, for rheumatism, 10–20 drops, four times a day.

**Fire** (*fir*) [ME., *fire*]. The visible heat of burning bodies. **F.-damp**, the gas contained in coal, often given off in large quantities, and exploding, on ignition, when mixed with atmospheric air. **F. measles**. Synonym of *Rötheln*. **F.-weed**. See *Erechthites* and *Epilobium*.

**Firing** (*fir'-ing*) [ME., *fire*, *fire*]. The application, either slight or caustic, of a hot metallic cauter. The sterilization of a vessel or flask by the combustion of contained alcohol.

**Firming** (*furm'-ing*) [*firminus*, firm]. Hardening of the flesh of a slaughtered animal. Marked flaccidity of the flesh is a sign of an unhealthy condition of the meat.

**First** (*first*) [ME., *first*]. Before all others; foremost in rank. **F. Intention**. See *Healing*. **F. Light Oil**, the fraction of coal-tar distilling at a temperature up to 170° C. It includes a small percentage of ammonia-liquor which is mechanically contained in the tar, and is separated from the tar-oils by being allowed to stand and settle out, when it is drawn off. The specific gravity of this fraction is about .975, and it is made up of benzene, toluene, and higher homologues, with phenol, cresol, naphthalene, etc.

**Fischer's Operation**. See *Operations*, Table of. **F.'s Test**. See *Tests*, Table of.

**Fisetin** (*fi-se'-tin*). Same as *Fustin*.

**Fish** [ME., *fisch*]. A vertebrate with gills and fins, inhabiting the water. **F.-berry**. See *Cocculus indicus*.

**F.-gelatin**. See *Glue* and *Isinglass*. **F.-roe Bodies**. See *Fungus Foot*. **F.-skin Disease**. See *Ichthyosis*.

**Fisher's Brain-murmur**. See *Signs and Symptoms*, Table of. **F.'s Train-murmur**. See *Signs and Symptoms*, Table of.

**Fissate** (*fis'-at*) [*fissus*; *findere*, to cleave]. In biology, applied to antennæ or other structures having the terminal portion divided or split into two parts.

**Fissile** (*fis'-il*) [*findere*, to split]. That which may be split or cleft. In biology, formed of plates or scales closely placed together.

**Fission** (*fish'-un*) [*fissus*; *findere*, to cleave]. In biology, spontaneous self-division of unicellular organisms or histologic cells, as a process of multiplication.

**Fissipalmation** (*fis-ip-al-ma'-shun*) [*fissus*; *findere*, to cleave; *palma*, palm]. In biology, applied to animals having the toes incompletely webbed.

**Fissipara** (*fis-ip'-ar-ah*) [*fissus*; *findere*, to cleave; *parus*, produce]. In biology, applied in a general way to all organisms that multiply by spontaneous self-division.

**Fissiparation** (*fis-ip-ar-a'-shun*) [*findere*, to split; *parere*, to produce]. A form of cell-division. See *Cell*.

**Fissiparous** (*fis-ip'-ar-us*) [*findere*, to split; *parere*, to produce]. Propagating by fission; applied to unicellular organisms or histologic cells that undergo spontaneous self-division in the process of multiplication. See *Fission*.

**Fissural Integer** (*fish'-ür-al in'-te-ger*). See *Integer*.

**Fissuration** (*fish-ür-a'-shun*) [*findere*, to split]. Same as *Fission*. Also applied to the arrangement of the fissures of various organs, such as the brain.

**Fissure** (*fish'-ür*) [*fissura*; *findere*, to cleave]. A groove or cleft. A term applied to the clefts or grooves in various organs. **F., Abdominal**, a separation of the recti muscles of the abdomen, either above and below the umbilicus, or both. **F., Accessory**, the inferior end of the cartilaginous portion of the Eustachian tube. **F., Adoccipital** (*of Wilder*), an inconstant cerebral fissure, extending across the caudal portion of the precuneus, and forming an acute angle with the occipital fissure. **F., Ammon's**, during the early fetal period, a pyriform fissure in the lower portion of the sclerotic coat of the eye. **F., Amygdaline** (*of Wilder*), a cerebral fissure on the mesal aspect of the tip of the temporal lobe; it may be identical with the basirrhinal fissure of Owen; it is collocated with the amygdala. **F., Anal**. See *F. of the Anus*. **F., Anterior** (*of Burdach*), a cerebral fissure, probably the presylvian. **F., Anterior** (*of spinal cord*). See *F., Anterior Median* (*of spinal cord*). **F., Anterior Lateral** (*of spinal cord*), a groove on the ventro-lateral aspect of the spinal cord. **F., Anterior Median** (*of medulla oblongata*), the continuation of the ventral fissure of the cord into the oblongata, where it terminates at the pons in the foramen cecum. **F., Anterior Median** (*of spinal cord*), a deep longitudinal groove in the median line of the ventral aspect of the spinal cord. **F., Antero-lateral**, a slightly marked depression along the ventro-lateral column of the spinal cord, separating the latter into the ventral and lateral columns. **F., Antero-median**. See *F., Anterior Median* (*of spinal cord*). **F., Antero-parietal**. See *F., Precentral*. **F., Antitragohelicine**, a fissure between the helix and the antitragus of the external ear. **F., Antorbital** (*of Owen*), a transverse fissure on the orbital surface of the frontal lobe of the brain near its cephalic margin. **F. of the Anus**, a linear ulcer at the muco-cutaneous junction of the anus, giving rise to intense suffering on defecation. **F., Ape**, 1. The dorsal extension of an unusually deep occipital fissure. 2. An independent fissure on the lateral aspect of the cerebrum, between the occipital and temporal regions (*the exoccipital fissure of Wilder*). **F., Auricular**, an opening situated between the vaginal and mastoid processes of the petrous portion of the temporal bone, through which passes the auricular branch of the pneumogastric nerve. **F., Basirrhinal** (*of Owen*), a short fissure near the tip of the temporal lobe of the brain. **F., Basisylvian** (*of Wilder*), the stem of the Sylvian fissure on the ventral aspect of the cerebrum. **F. of Bichat**. See *F., Cerebral, Transverse*. **F., Branchial**, any one of the visceral clefts. **F. of Broca**. See *F., Limbic*. **F., Burdach's**. See *F., Anterior*, and *F., Superior*. **F. of Calamus scriptorius**, the termination of the mesal fissure of the fourth ventricle at the apex of the calamus. **F., Calcarine**, a fissure on the mesal aspect of the cerebrum, extending from near the occipital end and joining the occipital fissure; it is collocated with the calcar or hippocampus minor. **F., Callosal** (*of Owen*), the space between the dorsal surface of the callosus and the overhanging cortex. **F., Calloso-marginal**, one on the mesal surface of the cerebral hemisphere, dividing the area between the callosus and the margin into nearly equal parts; opposite to the splenium it turns in a dorsal direction. **F., Central**, a deep and constant fissure extending from the dorsal margin in a ventro-cephalic direction, at an angle of about 67° with the meson; it crosses the lateral aspect of the cerebrum at about the middle of its length; the fissure of Rolando. **F., Cephalic**, in *Schizonemertines*, a longitudinal fissure on each side of the head. **F., Cerebral, Great**. See *F., Cerebral*,

*Transverse (of the brain)*. **F., Cerebral, Inferior**. See *F., Transverse, Inferior*. **F., Cerebral, Small**. See *F., Transverse, Inferior*. **F., Cerebral, Transverse**. See *F., Transverse (of brain)*. **F., Cervical**, a congenital cleft in the cervical region, produced by a failure of union of the visceral clefts. **F., Choroidal**. See *F., Cerebral, Transverse*. **F., Circuminsular (of Wilder)**, the groove surrounding the base of the insula. **F. of Clevenger**. See *F., Occipital, Inferior*. **F., Collateral**, a fissure on the mesal aspect of the cerebrum between the subcalcarine and subcollateral gyri; it is collocated with the collateral eminence. **F., Collateral, Inferior**, in lower animals, a slight depression in the spinal cord corresponding to the ventrolateral fissure in man. **F., Collateral, Superior**, in lower vertebrates, a groove in the spinal cord corresponding to the postero-lateral groove in man. **F., Constant (of Wilder)**, any fissure of the adult cerebrum that is always present in a given species or group. Among the human constant fissures are: Calcarine, callosal, central, collateral, circuminsular, olfactory, hippocampal, Sylvian, transinsular, occipital, orbital, parietal, postcentral, precentral, subfrontal, supertemporal. **F., Coronal (of Owen)**, on the lateral aspect of the carnivorous cerebrum, the frontal portion of the third arched fissure. **F., Cruciate**, in nearly all the carnivora, a fissure extending laterad, and forming, with its opposite, a Roman cross with the intercerebral fissure. **F., Dentate**. See *F., Hippocampal*. **F., Dorsal**, in embryology, the dorsal median fissure of the spinal cord. **F. of the Ductus venosus**, a fissure of the fetal liver, lodging the ductus venosus. It is indistinct in the adult. **F. of Ecker**. See *F., Occipital, Transverse*. **F., Ectoccipital (of Owen)**, an illy-defined transverse fissure near the tip of the occipital lobe of the brain. **F., Ectofrontal (of Owen)**, a fissure corresponding in position with the anterior fissure of Sylvius. **F., Ectorrhinal (of Owen)**, a furrow just laterad of the base of the olfactory crus. **F., Ectosylvian (of Owen)**, in Carnivora, the first or lowest arched fissure. **F., Ectotentorial (of Owen)**, the outer fissure on the ventral surface of the occipital lobe. **F., Endomesognathica**, an occasional fissure in the superior maxilla, between the endognathion and mesognathion. **F., Entoccipital (of Owen)**, an illy-defined fissure on the occipital lobe. **F., Entolambdoid**. See *F., Adoccipital*. **F., Entorbital (of Owen)**, an inconstant fissure between the olfactory and orbital fissures. **F., Entorrhinal**. See *F., Ectorrhinal*. **F., Entotentorial**. See *F., Ectotentorial*. **F., Episylvian (of Wilder)**, an inconstant dorsal branch of the Sylvian fissure. **F., Ethmoid**, the superior meatus of the nares. **F., Exoccipital (of Wilder)**, the ape-fissure, *q. v.* **F., Falcial (of Owen)**, a fissure on the mesal surface of the frontal lobe. **F., Fetal, Ocular**, in the embryonic eye, a fissure in the thick wall surrounding the lens. A coloboma results if it be not closed. **F., Fimbrial**, a small and constant depression between the fasciola and the fimbria. **F., Frontal (of Owen)**, the precentral and supercentral fissures of man. **F., Frontal, First**. See *F., Frontal, Superior*. **F., Frontal, Inferior**, the subfrontal fissure. **F., Frontal, Superior**, the superfrontal fissure. **F., Frontal, Vertical**. See *F. of Rolando*. **F., Fronto-marginal**, an inconstant fissure in the fronto-marginal convolution. **F. for the Gall-bladder**, a shallow depression on the lower surface of the right lobe of the liver for the accommodation of the gall-bladder. **F. of Glaser**. See *F. of Glaserius*. **F. of Glaserius**, a small fissure in the outer wall of the tympanic cavity opening into the genoid fossa. It lodges the processus gracilis of the

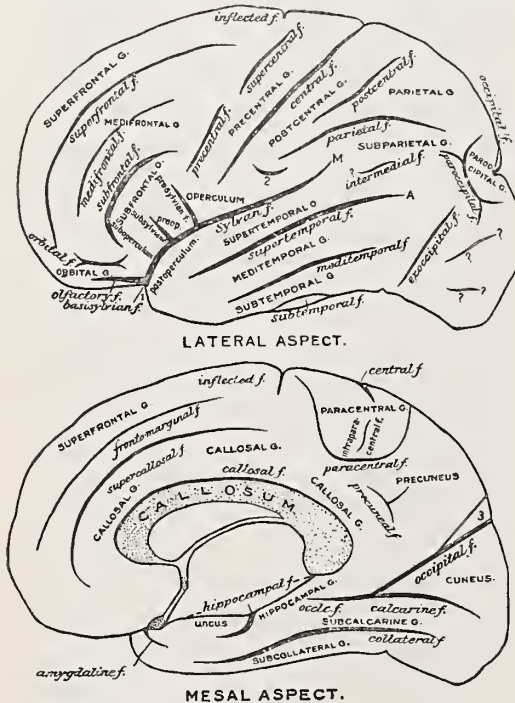
malleus, and transmits the laxator tympani muscle and the anterior tympanic artery. **F., Glenoid**. See *F. of Glaserius*. **F., Hippocampal**, a constant fissure of the cerebrum extending from the splenium to near the tip of the temporal lobe; it is collocated with the hippocamp. **F., Horizontal**. See *F., Calcarine*. **F., Horizontal, Great (of brain)**. See *F., Calcarine*. **F., Hyposylvian (of Wilder)**, an inconstant ventral branch of the fissure of Sylvius. **F., Incisor**, a fissure separating the intermaxillary bone from the superior maxillæ. **F., Infero-lateral**. See *F., Calcarine*. **F., Inflected**, an inconstant indentation of the dorsal margin of the cerebrum, a little cephalad of the central fissure. **F., Infra-orbital**. See *F., Suborbital*, and *F., Spheno-maxillary*. **F., Insular (of Wilder)**, one of the fissures crossing the insula. **F., Intragyrar (of Wilder)**, a small cerebral fissure occasionally developed between the larger fissures. **F., Intra-orbital**, in the dog's brain, a fissure between the olfactory bulb and the supraorbital fissure. **F., Intraparietal**. See *F., Parietal*. **F., Intraparacentral (of Wilder)**, a nearly constant depression in the paracentral gyrus. **F., Intercerebral (of Wilder)**, the great longitudinal fissure of the brain. **F., Intergyrar (of Wilder)**, a fissure between two cerebral gyri. **F., Interhemispherical**. See *F., Longitudinal, Great (of brain)*. **F., Interhemispheric**. See *F., Longitudinal, Great (of brain)*. **F., Interlamellar**, one of the fissures separating the lamellæ of the cerebellum. **F., Interlobar (of Wilder)**, the fissures of the brain separating the lobes. **F., Interlobular**, the great longitudinal fissure of the cerebrum. **F., Interlobular, Great**. See *F. of Sylvius*. **F., Intermedial (of Jensen)**, an inconstant fissure near the end of the fissure of Sylvius. **F., Interpalpebral**. See *F., Palpebral*. **F., Interparietal**. See *F., Parietal*. **F., Interpeduncular**, the depression between the crura cerebri. **F., of Jensen**. See *F., Intermedial*. **F., Lambdoid. 1 (of Owen)**, the occipital fissure, *q. v.*; **2 (of Wilder)**, in the fetus, between the third and seventh months, a sharply defined transverse depression in the occipital lobe, collocated with the lambdoid suture. **F., Lateral**, a straight fissure between the suprasylvian and the longitudinal fissures. **F., Lateral (of Owen)**, an inconstant fissure on the mesal surface of the frontal lobe. **F., Lateral (of spinal cord)**. See *F., Antero-lateral*. **F., Lateral, Posterior (of spinal cord)**. See *F., Postero-lateral*. **F., Limbic (of Broca)**, the fissure surrounding Broca's great limbic lobe. It includes the supercallosal, precuneal, and part of the collateral fissures. **F., Longitudinal (of brain)**. See *F., Longitudinal, Great (of brain)*. **F., Longitudinal (of liver)**, a deep fissure on the under surface of the liver, separating the right and left lobes. **F., Longitudinal, Great (of brain)**, the deep mesal fissure that divides the cerebrum into two hemispheres. **F., Longitudinal, Medialateral**. See *F., Intercerebral*. **F., Longitudinal, Posterior (of spinal cord)**, a deep, narrow groove, extending the whole length of the spinal cord, in the middle line posteriorly. **F., Longitudinal, Superior**. See *F., Intercerebral*. **F., Marginal (of Owen)**, a fissure on the mesal surface of the cerebrum, forming the cephalic boundary of the paracentral convolutions. **F., Maxillary**, a fissure on the internal surface of the superior maxilla for the maxillary process of the palate bone. It extends obliquely downward and forward from the lower portion of the orifice of the antrum. **F., Medial**, a fissure parallel with and posterior to the fissure of Rolando. **F., Median, Posterior (of spinal cord)**. See *F., Longitudinal, Posterior (of spinal cord)*. **F., Me-**



**difrontal** (*of Owen*), an inconstant fissure, subdividing the medifrontal convolutions. **F., Mediotemporal** (*of Wilder*), inconstant and irregular fissures, ventral of the supertemporal fissure. **F., Meso-exognathic**, an occasional fissure in the superior maxilla between the exognathion and mesognathion. **F., Midfrontal**. See *F., Medifrontal*. **F., Midoccipital**. See *F., Orbital*. **F., Midorbital**. See *F., Orbital*. **F.-needle**, a spiral needle for bringing together the lips of a wound. **F. of Nipple**, a linear ulceration radiating from the nipple during lactation. It results from improper care of the breast. **F., Occalcarine** (*of Wilder*), the common stem of which the occipital and calcarine fissures are branches. **F., Occipital**. **1** (*of Owen*), the mid-occipital fissure, an illy-defined, inconstant fissure on the dorso-caudal slope of the occipital lobe; **2** (*of Pansch*), a deep and constant fissure, situated between the parietal and occipital lobes of the brain; the occipito-parietal. **F., Occipital, Anterior** (*of Schwalbe*), a fissure between the occipito-temporal and the inferior temporo-sphenoidal lobes of the brain. **F., Occipital, External**. See *F., Ape*. **F., Occipital, Inferior** (*of Cleverger*), a small fissure between the second and third occipital convolutions. **F., Occipital, Transverse** (*of Ecker*), a transverse fissure on the dorsal surface of the occipital lobe of the brain; it is part of the paroccipital fissure. **F., Occipito-parietal**. See *F., Occipital*. **F., Occipito-temporal**. See *F., Collateral*. **F., Olfactory**, a depression on the ventral aspect of the frontal lobe, lodging the olfactory bulb and crus. **F., Orbital**, a fissure on the orbital surface of the frontal lobe external to the olfactory fissure. **F., Orbital, Anterior**. See *F., Spheno-maxillary*. **F., Orbital, Posterior**. See *F., Sphenoid*. **F., Orbito-frontal**, a partial fissure on the lateral aspect of the brain, separating the super-frontal and orbital convolutions. **F. of Owen**. See *Fissures, Antorbital, Basirrhinal, Callosal, Coronal, Ectoccipital, Ectofrontal, Octorrhinal, Ectosylvian, Ectotentorial, Entoccipital, Entorbital, Falcial, Frontal, Lambdoid, Marginal, Medifrontal, Occipital, Postfrontal, Posthippocampal, Postoccipital, Postorbital, Postseptal, Postsylvian, Rhinal, Septal, Subfalcial, Subsylvian, Supercallosal, Supersylvian*. **F., Palpebral**, the space between the eyelids extending from the outer to the inner canthus. **F. of Pansch**. See *F., Occipital*. **F. of Pansch and Dalton**. See *F., Parietal*. **F., Paracentral** (*of Wilder*), a fissure on the mesal surface of the cerebrum, surrounding the paracentral lobule. **F., Parallel**. See *F., Supertemporal*. **F., Parietal**. **1** (*of Wilder*), the parietal portion of the intraparietal fissure; **2** (*of Pansch and Dalton*), a fissure between the parietal lobules, beginning near the ventral end of the central fissure, and running to near the tip of the occipital lobe; it includes the parietal and paroccipital fissures. **F., Parieto-occipital**. See *F., Occipital*. **F., Parieto-occipital, External**, the lateral portion of the occipital fissure. **F., Paroccipital** (*of Wilder*), the occipital portion of the intraparietal fissure. **F., Peritoneal**, a fissure of the lateral mesoblastic plates of the embryo, constituting the rudiment of the great visceral cavity. **F., Perpendicular, External**. See *F., Parieto-occipital, External* and *F., Ape*. **F., Perpendicular, Internal**, the portion of the occipital fissure on the mesal surface of the hemisphere. **F., Petro-squamosal**, or **Petro-squamous**, a small fissure between the petrosa and internal surface of the squamosa. **F., Petro-tympanic**, a fissure in the tympanic ring, lodging the long process of the malleus. **F., Petroso-angular**, a fissure between the apex of the pyramidal portion of the petrosa and the great wing

of the sphenoid. **F., Petro-basilar**, a fissure between the petrosa and the sphenoid and occiput, joining the middle lacerated and jugular foramina. **F.-plane**, a term employed to designate the entire length and depth of a fissure of the brain. **F., Pomatic** (*of Wilder*), in monkeys, a fissure crossing the cerebrum opposite the dorsal end of the occipital fissure; it forms the margin of the poma or occipital operculum. **F., Portal**. See *F., Transverse* (*of liver*). **F., Postcalcarine** (*of Wilder*), an inconstant vertical fissure at the occipital end of the cerebrum. **F., Postcentral**, a fissure just posterior and parallel to the central fissure. **F., Postero-intermediary**, a slight depression in the dorsal portion of the cervical region of the spinal cord. **F., Postero-lateral**, a groove on the posterior portion of the side of the spinal cord, corresponding to the line of emergence of the posterior roots of the spinal nerves. **F., Postero-median** (*of spinal cord*). See *F., Median, Posterior* (*of spinal cord*). **F., Postfrontal** (*of Owen*), the frontal fissure. **F., Posthippocampal** (*of Owen*). See *F., Calcarine*. **F., Postoccipital** (*of Owen*), an inconstant vertical fissure forming the anterior boundary of the superior occipital convolution. **F., Postorbital** (*of Owen*), a portion of the orbital fissure. **F., Postparoccipital** (*of Wilder*), an inconstant fissure in the occipital portion of the paroccipital gyrus. **F., Postseptal** (*of Owen*), a small vertical fissure on the mesal surface of the posterior portion of the occipital lobe. **F., Postsylvian** (*of Owen*), the supertemporal or parallel fissure. **F., Precentral**, a fissure running parallel with the ventral portion of the central fissure. **F., Precuneal**, a right-angled fissure in the precuneus. **F., Preoccipital**, a fissure on the ventral aspect of the brain, separating the occipital and temporal lobes. **F., Preorbital**, the antorbital fissure. **F., Preparoccipital** (*of Wilder*), a fissure in the parietal portion of the paroccipital gyrus. **F., Presylvian** (*of Wilder*), the anterior branch of the fissure of Sylvius. **F., Pterygoid**, the space between the lower ends of the pterygoid plates of the ethmoid. **F., Pterygo-maxillary**, a vertical fissure in the zygomatic fossa, opening above into the sphenomaxillary fossa. **F., Pterygopalatine**. See *F., Pterygoid*. **F., Purse-like** (*of Reil*), the vallicula, *q. v.* **F. of Reil**. See *F., Purse-like*. **F., Reticular**. See *F., Postcentral*. **F., Rhinal** (*of Owen*), the fissure separating the olfactory bulb and crus from the cerebrum proper. **F. of Rolando**. See *F., Central*. **F., Rostral**, in *Ungulates*, a fissure on the mesal aspect of the cerebrum. **F., Sagittal**. See *F., Intercerebral*. **F. of Santorini**, two transverse fissures in the cartilaginous auditory meatus. **F. of Schwalbe**. See *F., Occipital, Anterior*, and *F., Supercallosal*. **F., Semilunar**. See *F., Calcarine*. **F., Septal** (*of Owen*), an inconstant fissure in the cuneus, posterior to the calcarine. **F., Sphenoid**, a triangular fissure between the greater and lesser wings of the sphenoid bone. It transmits the third, fourth, sixth, and ophthalmic division of the fifth, cranial nerves, and the ophthalmic vein. **F., Spheno-maxillary**, a fissure between the orbital plate of the sphenoid and the lateral margin of the superior maxilla. **F., Splenial**, a fissure in the brain of the dog near the splenius. **F., Subcentral** (*of Wilder*), an inconstant fissure at the ventral end of the postcentral fissure. **F., Subfalcial** (*of Owen*), a small fissure on the mesal surface of the frontal lobe. **F., Subfrontal**, a fissure between the middle and inferior frontal convolutions. **F., Suboccipital**, an inconstant fissure in the occipital convolution of the brain.

**F., Suborbital**, a fissure in the superior maxillary portion of the floor of the orbit. It is the upper termination of the infraorbital canal. **F., Subseptal**, a fissure on the cuneus between the calcarine and the collateral fissures. **F., Subsylvian**. **1** (of Owen), an inconstant fissure on the ventral aspect of the frontal lobe; **2** (of Wilder), the constant horizontal branch of the fissure of Sylvius. **F., Subtemporal**, an inconstant fissure in the middle temporal and subtemporal convolutions. **F., Superior** (of Burdach), a fissure of the cerebrum between the lateral surface of the insula and the ental surface of the operculum. **F., Supercallosal**. **1** (of Wilder), the cephalic portion of the calloso-mar-



LATERAL ASPECT.—Preop. Preoperculum. 2. Subcentral fissure. MESAL ASPECT.—3. Cuneolus; the fissure cephalad of it is the adoccipital.

ginal fissure; **2** (of Owen), the calloso-marginal fissure. **F., Supercallosal** (of Schwalbe), the fissure parallel to and cephalad of the dorsal portion of the central fissure. **F., Superfrontal**, a fissure on the lateral aspect of the frontal lobe, marking off the second frontal convolution. **F., Superoccipital**, an irregular fissure in the upper portion of the occipital surface of the posterior lobe of the brain. **F., Superseptal**, a fissure in the cuneus, almost parallel with the occipital fissures. **F., Supersylvian** (of Owen), in Carnivora, the second arched fissure on the lateral surface of the cerebrum. **F., Super-temporal**, a constant fissure parallel with the fissure of Sylvius. **F., Suprasyllian**. See *F., Supersylvian*. **F. of Sylvius**, a deep fissure of the brain beginning on the outer side of the anterior perforated space, and extending outward to the surface of the hemisphere. It presents two short cephalic branches, subsylvian and presylvian, and a long caudal branch, which separate the parietal and temporo-sphenoidal lobes. The insula is situated between the divisions. **F., Sylvian**. See *F. of Sylvius*. **F., Temporal, First**. See *F., Super-*

*temporal*. **F., Temporal, Inferior**. See *F., Subtemporal*. **F., Temporo-occipital**. See *F., Collateral*. **F., Temporosphenoidal**, a name applied to both the supertemporal and subtemporal fissures. **F., Temporosphenoidal, Superior**. See *F., Supertemporal*. **F., Tentorial**. See *F., Collateral*. **F., Transverse** (of brain), the transverse fissure separating the anterior from the posterior and middle portions of the brain. It transmits the folds of pia that form the choroid plexus. **F., Transverse** (of cerebellum). See *F., Horizontal* (of cerebellum). **F., Transverse** (of liver), a fissure crossing transversely the lower surface of the right lobe of the liver. It transmits the portal vein, hepatic artery and nerves, and hepatic duct. **F., Transverse, Great** (of brain). See *F., Transverse* (of brain). **F., Transverse, Inferior**, a fissure between the cerebellum and the oblongata. It transmits a fold of the pia to the fourth ventricle. **F., Transverse, Superior**. See *F., Transverse* (of brain). **F., Transinsular** (of Wilder), the deepest of the fissures crossing the insula. **F., Transtemporal**, one of the inconstant short fissures on the lateral surface of the temporal lobe. **F., Triradiate**. See *F., Orbital*. **F., Umbilical**, the anterior portion of the longitudinal fissure of the liver, separating the left and quadrate lobes. **F., Uncinate**. See *F., Collateral*. **F., Ventral**. See *F., Median, Anterior* (of spinal cord). **F., Wernicke's**, an inconstant vertical fissure on the lateral surface of the cerebrum midway between the end of the fissure of Sylvius and the caudal end of the cerebrum; the exoccipital fissure. **F. of Wilder**. See *Fissures, Adoccipital, Amygdaline, Basisyllian, Circuminsular, Constant, Episyllian, Exoccipital, Intercerebral, Insular, Interlobar, Intergyrar, Intragyrar, Intraparacentral, Lambdoid, Meditemporal, Paracentral, Paroccipital, Pomatic, Postcalcarine, Postparoccipital, Preparoccipital, Presylvian, Subcentral, Subsylvian, Supercallosal, Transinsular, Zygol*. **F., Zygol** (of Wilder), any fissure that presents a pair of branches at either end of a connecting bar. **F., Zygomatico-sphenoid**, a space between the orbital surface of the great wing of the sphenoid and the malar bone.

**Fissured** (fish'-ürd) [*fissus*; *findere*, to cleave]. Cleft; split.

**Fist** [ME., *fist*, the fist]. **1**. The firmly-closed hand. **2**. Same as *Bovista*.

**Fistula** (fis'-tu-lah) [L., a "pipe"]. An abnormal, tube-like passage in the body. **F., Aërial**, a small opening in the neck communicating with the larynx, following imperfect closure of incised wounds of the throat. The voice is defective in consequence. **F., Anal**, an abnormal channel of communication between the bowel and the surface in the neighborhood of the anus. **F., Biliary**, an abnormal channel of communication with a biliary duct or the gall-bladder. **F., Blind**, a variety of anal, urinary, or other abnormal tract with but one opening. **F., Blind, External**, an anal fistula with but one opening, and that external. **F., Blind, Internal**, an anal fissure with but one opening, and that internal. **F., Blind, Urinary**, a suppurating track opening into the urethra, but without external opening. **F., Branchial**, an opening that extends from the surface of the neck to the pharynx; it is an unclosed branchial cleft, a relic of fetal life. **F., Complete**, one having two openings, an internal and external. **F., Fecal**, an abdominal fistula, communicating with the intestine. **F., Gastric**, an opening into the stomach, generally artificial, through the abdominal wall. It is sometimes used for feeding a patient who cannot swallow. **F., Horseshoe**, a variety of fistula in ano, the external opening being on



one side of the anus and the internal opening on the other. **F. in Ano.** See *F., Anal.* **F., Incomplete,** one with a single opening. **F., Mammary, or Milk,** a fistula of the mamma or of its ducts. In **F. recto-labial, recto-urethral, recto-vaginal, and recto-vesical,** the gut communicates by a fistulous track with the labia majora, the urethra, the vagina, or the bladder, respectively. **F., Thiry's,** an artificial intestinal fistula made by dividing the intestine in two places; the loop so cut out is still supplied with blood and nerves from its mesentery; it is emptied of its contents, and one end is closed by sutures, while the other is stitched to the abdominal wound, and the intestinal juice is thus collected. **F., Truce,** one that discharges the secretion of an organ. **F., Vella's,** is the same as Thiry's, except that both ends of the loop are left free and are sutured to the wound in the abdomen. **F., Vesical,** a fistula of the urinary bladder.

**Fistular, Fistulate** (*fis'-tu-lar, -lāt*) [*fistula*, a tube]. Fistulous; of the form or nature of a fistula.

**Fistulotome** (*fis'-tu-lat-ōm*) [*fistula*, a fistula; *révivre*, to cut]. A cutting-instrument used in the operative treatment of fistula.

**Fistulous** (*fis'-tu-lus*) [*fistula*, a tube]. Of the nature of or affected with a fistula.

**Fit** [ME., *fit*, a struggle]. A popular name applied to any sudden paroxysm of a disease, but especially to one of epilepsy. **F., Nine-days',** Tetanus neonatorum.

**Fivefinger** (*fiv-fing'-er*). 1. The plant *Potentilla canadensis* (see *Potentilla*). 2. *Ampelopsis quinquefolia* (see *American Ivy*).

**Fixation** (*fiks'-a'-shun*) [*fixus*, fixed]. A making firm or rigid. **F., Field of,** in optics, the region bounded by the utmost limits of distinct or central vision, and which the eye has under its direct control through its excursions, without movements of the head. **F.-forceps,** those used for fixing or holding a part in position during a surgical operation.

**Fixator** (*fiks'-a'-tor*) [L.]. A term applied to a muscle that holds a part immovable, as the diaphragm.

**Fixature** (*fiks'-at-ūr*). See *Bandolin*.

**Fixed** (*fikst*) [*fixus*, firm]. Firm; immovable. **F. Idea,** a morbid belief, opinion, or conception, entertained constantly by certain insane patients, and more or less permanently dominating the entire mind. **F. Oils.** See *Olea fixa*.

**Fixi dentes** (*fiks'-i den'-tēz*) [L.]. The teeth of the second dentition.

**Fixing** (*fiks'-ing*) [*fixus*, fixed]. The first stage in the preparation of tissues for histologic or pathologic examination. The chief fixing agents are—corrosive sublimate, nitric acid, alcohol, osmic acid, Flemming's solution, Fol's solution, Müller's solution, picric acid, micro-sulphuric acid, acetate of copper. See *Stains, Table of*.

**Fixuræ** (*fiks-u'-re*) [*fixura*, fixure]. In biology, the fibrils by which lichens and many other thallophytes attach themselves to their substratum.

**Flabby** (*flab'-e*) [E. dial.]. Lax or flaccid; deficient in firmness.

**Flabellarium** (*flab-el-a'-re-um*) [*flabellum*, a fan]. A vibraculum; a whip-like process of a polyzoan.

**Flabellate** (*flab-el'-āt*) [*flabellum*, a fan]. In biology, fan-shaped; applied to leaves, antennæ, etc.

**Flabellation** (*flab-el-a'-shun*) [*flabellare*, to fan]. In surgery, the act of keeping a wound or fracture cool by fanning.

**Flabelliform** (*flab-el'-if-orm*). Same as *Flabellate*.

**Flabellinerved** (*flab-el'-in-urvd*) [*flabellum*, fan; *nervus*, a nerve]. In biology, applied to leaves, such as those of the Ginkgo tree, with veins or nerves radiating from a common point.

**Flabellum** (*flab-el'-um*) [L., fan]. The set of white fibers radiating from the stria terminalis of the cerebrum into the corpus striatum. See also *Epipodite*.

**Flaccid** (*flak'-sid*) [*flaccidus*, *flaccus*, flaccid]. See *Flabby*.

**Flaccidezza** (*flah-che-det'-sah*) [Ital. for *flaccidity*]. Same as *Flacherie*.

**Flaccidity** (*flak-sid'-it-e*) [*flaccidus*, *flaccus*, flaccid]. Flabbiness; lack of normal reaction or firmness.

**Flachérie, or Flachery** (*flash'-er-e*) [Fr.]. A disease attacking silk-worms whose digestive apparatus is weakened by disease or heredity. It is said to be caused by a bacterium, *Micrococcus bombycis*. See *Micrococcus bombycis* and *Bacillus* β of Hofmann, under *Bacteria*, *Synonymic Table of*.

**Flag** [ME., *flagge*]. One of various endogenous plants with ensiform leaves. In biology, a flagellum; a part of the reproductive apparatus of certain gasteropods (*Helix*) projecting from the *vas deferens*. **F., Blue.** See *Iris*. **F., Sweet.** See *Acorus*.

**Flagellate** (*flaj'-el-āt*) [*flagellum*, a whip]. In biology, furnished with slender, whip-like processes.

**Flagellation** (*flaj-el-a'-shun*) [*flagellare*, to whip]. 1. One of the many means used for the purpose of masochistic gratification in the sense of subjection to the woman; the lustful feeling arising from a mechanical irritation of the genito-spinal center. 2. Flogging, formerly used as a local stimulant and counter-irritant, and once employed in the control of the insane. Latterly it has been recommended as a check for post partum hemorrhage. See *Percussion*.

**Flagelliform** (*flaj-el'-if-orm*) [*flagellum*, a whip; *forma*, form.] Having the form of a flagellum or whip-lash.

**Flagellula** (*flaj-el'-u-lah*) [dim. of *flagellum*, a whip]. A flagellate spore; a zoospore.

**Flagellum** (*flaj-el'-um*) [L. a whip; *pl.*, *Flagella*]. Any long vibratile cilium. See also *Flag*. In biology, applied to the various long, slender, lash-like appendages of bacteria, zoöspores, infusoria, etc., and to slender runners, and tendrils of higher plants.

**Flagg's Drill-stock.** See *Drill-stock*.

**Flail** (*flal*) [ME., *flaile*]. An arm or leg not under muscular control. **F.-joint,** a condition of preternatural mobility frequently following resection of a joint.

**Flajan's Disease.** Synonym of *Xophthalmic Goiter*.

**Flake** (*flāk*) [ME., *flake*, a flake]. A small, scale-like fragment, as of epidermis. **F. Manna,** the best and purest commercial manna, so called from its form.

**Flambage** (*flam-bahzh'*) [Fr.]. The singeing of wounds for therapeutic purposes.

**Flank** (*flank*) [ME., *flank*]. The part of the body between the ribs and the upper border of the ilium.

**Flannagan Garbage-cart.** See *Garbage-cart*.

**Flannel Rash.** See *Seborrhea corporis*.

**Flap** [ME., *flap*, a loose, flexible part]. A loose and partly detached portion of the skin or other soft tissue. **F. Amputation.** See *Amputation*. **F. Extraction.** See *Extraction of Cataract*. **F. Operation.** See *Operations, Table of*.

**Flapless** (*flap'-les*) [ME., *flap*, a loose, flexible part; *less*, a suffix signifying without]. Without flaps. **F. Amputation.** See *Operations, Table of*.

**Flash-point.** The temperature at which a petroleum oil gives off vapors which, mixing with air, cause an explosion or flash of flame, dying out, however, at once.

**Flask** [*φλάσκη*, a flask]. A narrow-necked, globular glass bottle. **F., Boiling,** a small flask, with a wide neck, provided on the side with an exit-tube; it is employed for determining the boiling-point. **F.-clamp,** an instrument in the form of a press, employed in vulcanite work for closing flasks after packing. **F.,**

- Moulding.** See *Moulding-flask*. **F.-press**, a screw-press for closing the sections of a vulcanite flask after packing. **F., Vulcanite**, in dentistry, an iron, brass, or bronze box for holding the model and teeth in the vulcanized-rubber process. It is generally divided into two sections, one of which is closed by an adjustable lid, the other having a bottom, and is locked by pins or bolts.
- Flat** [ME., *flat*]. Lying on one plane. **F.-ear.** See *Morel's Ear*. **F.-foot**, depression of the plantar arch; it differs from splay-foot or talipes valgus in that the sole is not everted. **F.-worm.** See *Tape-worm*.
- Flatulence** (*flat'-u-lentz*) [*flatulentia*; *flatus*, breath]. A condition marked by the presence of gases in the alimentary canal. It arises mainly from the fermentation of the contents of the stomach and intestines.
- Flatulent** (*flat'-u-lent*) [*flatus*, breath]. Characterized by, or attended with the presence of, flatulence.
- Flatus** (*flat'-us*) [L.]. A term applied to gases in the digestive tract.
- Flavanilin** (*flav-an'-il-in*) [*flavus*, yellow; *anilin*],  $C_{16}H_{14}N_2$ . A beautiful yellow dye produced by heating acetanilid with zinc chlorid to  $270^\circ C$ . It forms colorless crystals that become yellow on exposure to the air. See *Pigments, Conspectus of*.
- Flavaurin** (*flav-aw'-rin*). See *Pigments, Conspectus of*.
- Flavescent** (*flav-es'-ent*) [*flavescere*, to become yellow]. Yellowish.
- Flavin** (*flav'-in*) [*flavus*, yellow]. A yellow dye-stuff prepared from quercitron-bark by the action of  $H_2SO_4$ .
- Flavophenin** (*flav-o-fe'-nin*) [*flavus*, yellow; *phenyl*],  $C_{26}H_{18}N_4O_6$ . A yellow coloring-matter. See *Chrysamin*.
- Flavopurpurin** (*flav-o-pur'-pu-rin*) [*flavus*, yellow; *purpura*, purple],  $C_{14}H_8O_5$ . A coloring-matter occurring in golden-yellow, acicular crystals. See *Pigments, Conspectus of*.
- Flavus** (*flav'-us*) [L.]. Yellow.
- Flaw** [ME., *flawe*, a flake]. A disease in which the skin recedes from the nails.
- Flax** (*flaks*) [ME., *flax*, flax]. The best known and probably the most valuable of the bast-fibers, derived from the flax-plant, *Linum usitatissimum*. The linen fiber, when cleansed, has a blonde or even white color, a white, silky luster, and great strength. It is less pliant and elastic than cotton, but is a better conductor of heat. Chemically, it is, like cotton, a pure cellulose. **F., New Zealand**, a fiber obtained from the leaves of *Phormium tenax*, which acquires a length of one to two meters. The fiber, as prepared by hand-scraping, is soft, white, and of silky luster. Its chief value is for rope-making and for coarse textiles. The rope made from this fiber is, however, weakened when wet by sea-water, and must therefore be kept well-oiled. **F.-dresser's Phthisis**, a form of pneumonokoniosis. **F.-seed.** See *Linum*.
- Play** (*fla*) [ME., *fleen*, to skin]. To skin.
- Flea** (*fle*) [ME., *flee*, a flea]. See *Pulex*, and *Parasites (Animal)*, Table of. **F.-bane.** See *Erigeron*. **F.-bite**, the bite of a flea. **F.-powder.** See *Buhach*.
- Fleam** (*flem*) [*φλέψ*, a vein]. A phlebotome; a veterinarian's lancet for venesection.
- Flehsig, Method of.** A method of differentiating nerve-tracts in the brain and spinal cord. It consists in noting the successive periods at which the fibers of the tracts become medullated during the process of development. **F., Tract of.** See *Tract*.
- Fleck's Disinfectant.** A disinfectant solution containing copperas, 70 parts, and chlorinated lime 20 parts, in 1000 parts of water.
- Fleece of Stilling.** An interlacing of fibers passing from the cortex about the dentatum of the cerebellum.
- Fleischl's Law.** See *Law*.
- Fleischmann's Bursa.** The sublingual bursa.
- Fleitmann's Test.** See *Tests, Table of*.
- Flema salada** (*fla'-mah sal-a'-da*) [Sp.]. Synonym of *Acrodynia*.
- Fleming's Tincture.** An alcoholic preparation of aconite, stronger than the official tincture. Dose, two minims.
- Flemming's Method.** A method of preparing tissue for histologic study. Small bits of tissue are fixed in 0.1 to 0.5 per cent. solution of chromic acid, and the hardening completed with alcohol. **F.'s Mixture**, a mixture used in histologic investigations. Its composition is as follows: One per cent. solution of osmic acid, 10 parts; one per cent. solution of chromic acid, 25 parts; two per cent. solution of acetic acid, 5 parts, water 60 parts.
- Flesh** [ME., *flesh*, flesh]. The soft tissues of the body, especially the muscles. **F.-brush**, a brush for rubbing the surface of the body. **F., Goose.** See *Cutis aserina*. **F.-juice**, the juice derived from meat by expression. **F., Proud**, a colloquial term for the soft and inflamed granulations of the edges of a wound. **F.-wound**, a slight or superficial wound. **F.-worm.** See *Thread-worms*.
- Fleshy** (*flesh'-ē*) [ME., *flesh*, flesh]. Mainly composed of muscular tissue.
- Fleury's Method.** See *Treatment, Methods of*.
- Flexed-toe** (*flexl'-to*). See *Hammer-toe*.
- Flexibilitas** (*flex-ib-il'-it-as*) [L.]. Flexibility. **F. cerea**, a condition of the limbs in catalepsy in which they resist passive movement and seem as if made of wax.
- Flexible** (*flex'-ib-l*) [*flexus*, bent]. That which may be bent. **F. Catheter**, a catheter made of flexible substance. **F. Collodion.** See *Pyroxylin*. **F. Pillar.** See *Pillar*.
- Flexile** (*flex'-il*) [*flexilis*, pliable]. Easily bent.
- Flexion** (*flex'-shun*) [*flexus*, bent]. The operation or process of bending; the condition of being bent; the opposite of extension. **F., Forcible**, in surgery, a mode of treating aneurysm by a forcible bending, as, for example, of the knee, so as to compress the popliteal artery, thereby reducing the volume of blood; also a means of breaking up articular adhesions by mechanical bending. **F. and Extension**, certain passive Swedish movements used principally for regulating the circulation in certain parts, and for relieving local congestion. **F.-stage of Labor**, one of the stages of labor, consisting in a bending of the fetal head forward toward the chest.
- Flexor** (*flex'-or*) [*flexus*, bent]. Any muscle that bends a limb or part. See *Muscles, Table of*.
- Flexuous** (*flex'-u-us*) [*flectere*, to bend]. In biology, alternately curved in opposite directions.
- Flexura** (*flex'-u'-rah*) [L., a bending]. A bending or curve in an organ. In veterinary anatomy, the so-called knee (in fact the wrist) of the horse.
- Flexure** (*flex'-ūr*) [*flexura*, a bending]. A bending. **F., Sigmoid.** See *Sigmoid Flexure*.
- Flighty** (*flit'-te*) [Dan., *vlugtig*, volatile]. Slightly delirious.
- Flint's Formula.** See *Alimentation, Rectal*. **F.'s Murmur.** See *Signs and Symptoms, Table of*. **F.'s Pill**, a pill containing half a grain of iron combined with all the inorganic salts found in the blood in the normal proportion, except chlorid of sodium, which is in excess.
- Floating** (*flot'-ing*) [ME., *floten*, to float]. Free to move around. **F. Kidney**, one that is misplaced or movable; wandering. **F. Liver**, a movable liver. **F. Ribs.** See *Ribs*. **F. Spleen**, one that is separate from its attachments, and displaced.



**Flocci** (*flok'-i*) [L., Plural of *floccus*, a tuft. **F. volitantes**. Same as *Musca volitantes*.

**Floccillation** (*flok-sil-a'-shun*) [*flocillatio*]. Same as *Carphology*.

**Floccitation** (*flok-sit-a'-shun*) [*flocctatio*]. Same as *Carphology*.

**Floccose** (*flok'-ös*) [*floccus*, a flock of wool]. In biology, composed of or bearing tufts of woolly or long and soft hairs.

**Floccular** (*flok'-u-lar*) [*flocculus*, a little flock of wool]. Pertaining to the flocculus.

**Flocculence** (*flok'-u-lens*) [*floccus*, a lock of wool]. In biology, a soft, waxy excretion, resembling wool, found on certain insects, *e. g.*, the woolly Aphis.

**Flocculent** (*flok'-u-lent*) [*floccus*, a flock of wool]. Flaky, downy, or woolly; coalescing in flocky masses.

**Flocculus** (*flok'-u-lus*) [dim. of *floccus*, a tuft of wool].

1. A bilobular mass attached to the medipeduncle of the brain at the peduncular sulcus, and wedged, as it were, between the rounded contiguous angles of the cephalic and caudal regions of the cerebellum. Along with it is the *paraflocculus*, a single-lobed mass. Their functions and their representatives in other mammals are little known. 2. In biology, a small bunch of stiff hairs.

**Floccus** (*flok'-us*) [L., a flock or tuft of wool: *pl.*, *Flocci*]. In biology, a small tuft of woolly hairs.

**Flood's Ligament**. See *Ligament*.

**Flooding** (*flood'-ing*) [ME., *flood*, a flood]. A copious bleeding from the womb during, after, or just at childbirth; any excessive uterine hemorrhage.

**Floor** (*flor*) [ME., *floor*, floor]. The basal limit of any hollow organ or open space; as the *floor* of a ventricle, of the antrum, of an orbit, or of the pelvis. **F.-space**, the distance apart of beds required to afford proper ventilation in hospitals. It should be not less than  $\frac{1}{2}$  of the cubic space.

**Flora** (*flor'-rah*) [*Flora*, the goddess of flowers]. The entire plant-life of any geographic area or geologic period.

**Florence Lake**. See *Pigments, Conspectus of*.

**Florentine Lake**. Same as *Florence Lake*.

**Flores** (*flor'-rēz*) [L., Plural of *flos*, a flower. 1. The flowers or blossoms of any plant used as a medicine. 2. A flocculent or pulverulent form assumed by certain medicines and chemicals after sublimation; as *flores sulphuris*, flowers of sulphur; *flores benzoës*, flowers of benzoïn, or sublimated benzoic acid.

**Florescence** (*flor-es'-ens*) [*florescere*, to begin to bloom]. The opening of flowers; blossoming.

**Floret** (*flor'-et*) [*flos*, flower]. In biology, an individual flower of a head or cluster of flowers; it is also called *floscule*.

**Florid** (*flor'-id*) [*floridus*, abounding with flowers]. Bright-red in color; rosy; as a florid cheek, or countenance. **F. Phthisis**. See *Galloping Consumption*.

**Florida** (*flor'-id-ah*) [*floridus*, abounding with flowers]. One of the Southern states of the United States.

**F. Allspice**, the leaves of *Calycanthus floridus*, a pleasant aromatic stimulant. Dose of the fld. ext., gtt. x-xxx. Unof. **F., Fever**. See *Fever*.

**Florisugent** (*flor-is-u'-jent*) [*flos*, flower; *sugere*, to suck]. Applied to birds and insects that suck the nectar of flowers.

**Flos** [L., a "flower"]. A flower. Singular of *Flores*, *q. v.*

**Floscule** (*flos'-kül*) [dim. of *flos*, a flower]. See *Floret*.

**Flour** (*flour*) [old spelling of *flower*]. A finely-ground meal; this may be from either wheat, rye, barley, oats, maize or Indian corn, and rice, although

wheat-flour is used in far the largest amount. Wheat-flour contains starch, dextrin, cellulose, sugar, albumin, gliadin or gluten, mucin or mucedin, fibrin, cerealine, fat, mineral matter, and water. The first four are carbohydrates, or non-nitrogenous substances, and they form nearly three-fourths of the entire weight of the flour. The nitrogenous matter consists of at least five principles, three of which, gluten (or gliadin), mucin (or mucedin), and fibrin, constitute the bulk of the material known as crude gluten, which is the substance left when flour is kneaded with water and afterwards washed to remove the starch and any soluble substance. The remaining two nitrogenous principles, albumin and cerealine, are soluble in water, and are carried away with the starch in the process of washing. Crude gluten possesses a peculiar adhesiveness, arising from the presence of gliadin, which is a highly tenacious body, and which is not present in the same form in other cereal flours. The vegetable albumin is accompanied also by small amounts of legumin, or vegetable casein, which is also soluble in water. The *cerealine* is a soluble nitrogenized ferment occurring especially in the husk or bran of wheat and other cereals. It has a powerful fermentative action on starch, rapidly converting it into dextrin and other soluble bodies. The difference in the composition of

	FINE WHITE FLOUR.		COARSE WHEAT BRAN.	
	In 100 parts.	In one pound.	In 100 parts	In one pound.
Water, . . .	13.0	2 ozs.. 35 grs.	14.0	2 ozs., 105 grs.
Fibrin, etc., .	10.5	1 oz., 297 grs	15.0	2 ozs., 175 grs.
Starch, etc., .	74.3	11 ozs., 388 grs.	44.0	7 ozs., 17 grs.
Fat, . . . . .	0.8	0 ozs., 57 grs.	4.0	0 ozs., 280 grs.
Cellulose, . .	0.7	0 ozs., 49 grs.	17.0	2 ozs., 316 grs.
Mineral } matter, }	0.7	0 ozs., 49 grs.	6.0	0 ozs., 422 grs.

the several parts of the wheat-grain is seen in the foregoing table given by Church. **F.-ball**, a much-used food for infants suffering from summer-complaint. It is made as follows:—Two or three pounds of wheat-flour, tied in a bag, are boiled continuously for 12 hours; the outer shell is then scraped off, and the inner, yellow portion (mainly dextrin) is grated and used to make a thin gruel.

**Flourens' Doctrine**. A theory that the whole of the cerebrum is concerned in every psychic process.

**Flow** (*flo*) [ME., *flouwen*, to flow]. The free discharge of a liquid, as the blood.

**Flow** (*flor'-er*) [ME., *flowre*, flower]. See *Flos*.

**Flower, Angle of**. In craniometry, the naso-malar angle.

**Fluctuation** (*fluk-tu-a'-shun*) [*fluctuare*, to float or roll]. The wave-like motion of contained fluid upon pressure, or by succussion.

**Fluid** (*flu'-id*) [*fluere*, to flow]. A substance whose molecules move freely upon one another; any liquid constituent, or secretion of the body. See *Amniotic*, *Condy's*, *Culture*, *Labarraque's*, and other fluids. **F. Extract**. See *Extractum Fluidum*. **F.-ounce**. See *Weights*. **F.-dram**. See *Weights*. **F., Scarpa's**, the

- endolymph. **F. Vein**, the name given to the eddies produced in a cavity of the heart by regurgitating blood coming in contact with the current entering the cavity in the normal direction. The oscillation of the particles of blood are attended with a blowing sound or murmur.
- Fluigram** (*flu'-e-gram*) [*fluidus*, fluid; γράμμα, a small weight]. In medicine and pharmacy the gram and the cubic centimeter are the most important metric units, and to express their close relationship the cubic centimeter has been very appropriately termed a *Fluigram*.
- Fluke or F.-worm** (*flūk*) [ME., *floke*, a fluke]. Any trematode worm; especially *Distoma hepaticum*, *q. v.* See *Trematodes*, and *Parasites (Animal)*, *Table of*.
- Fluor** (*flu'-or*) [L., a flow]. 1. A liquid state. 2. The menstrual flux. **F. albus**, white flow; an old name for *Leukorrhea*. **F. muliebris**. Synonym of *Leukorrhea*.
- Fluoranthene** (*flu-or-an'-thēn*) [*fluor*, a flow],  $C_{15}H_{10}$ . Idryl; a substance that occurs in the "stubb-fat" obtained from the distillation of the "stubb." It crystallizes from alcohol in needles or plates, melting at  $109-110^{\circ}C.$ , and dissolves readily in hot alcohol, ether, and carbon disulphid.
- Fluorene** (*flu-or-ēn'*) [*fluor*, a flow],  $C_{13}H_{10}$ . A substance found in coal-tar; it can be obtained by passing diphenylmethane through a combustion-tube heated to redness. It is very soluble in hot alcohol, less so in cold alcohol; it crystallizes in colorless plates having a violet fluorescence, melts at  $113^{\circ}C.$ , and boils at  $295^{\circ}C.$
- Fluorescein** (*flu-or-es'-e-in*) [*fluor*, a flow],  $C_{20}H_{12}O_5 + H_2O$ . Resorcinol-phthalein. An anhydrid of resorcin, prepared by heating phthalic anhydrid with resorcinol to  $200^{\circ}C.$  It occurs as a yellowish or dark-red powder decomposing at about  $290^{\circ}C.$  From it are derived the eosin coloring matters, *q. v.*
- Fluorescence** (*flu-or-es'-ens*) [*fluere*, to flow]. A property possessed by certain substances, consisting in the emission of colors while light is being passed through them. Quinin, fluorspar, and several structures of the eye, possess this power. See also *Phosphorescence*.
- Fluorescent Resorcinol**. Same as *Resorcin Blue*.
- Fluorescigenous** (*flu-or-es-ij'-en-us*) [*fluere*, to flow; γενᾶν, to produce]. Giving rise to fluorescence.
- Fluorescin** (*flu-or-es'-in*) [*fluere*, to flow],  $C_{20}H_{14}O_5$ . A colorless amorphous product of the reduction of fluorescein. On account of its neutral quality and green fluorescence, it has been used to study the movements of the intraocular fluids.
- Fluorid** (*flu'-or-id*) [*fluere*, to flow]. A basic salt of fluorin.
- Fluorin** (*flu'-or-in*) [*fluor*, a flow].  $F = 19$ ; quantivalence 1. One of the elements. It has not been isolated, but is probably a gas. All its salts are highly corrosive and poisonous in their full strength. See *Elements*, *Table of*. **Ammonium fluorid** is recommended by Lucas for hypertrophy of the spleen. Dose  $\mathfrak{m}\nu$  of a gr. iv to  $\mathfrak{z}$ j solution. Unof. **Hydrofluoric acid**, is an antiseptic and antiferment. Inhalations of the dilute vapor have been recommended in diphtheria and tuberculosis.
- Fluorindenes** (*flu-or-in'-dēnz*) [*fluor*, a flow]. A series of dye-stuffs closely allied to the indulins. They are produced by the protracted heating of azophenin or amidophenazin, alone or with orthodiamins. They dissolve in alcohol with beautiful fluorescence and form greenish-blue fluorescent salts.
- Fluoroform** (*flu-or'-o-form*) [*fluor*, a flow; *forma*, form],  $CHF_3$ . A gas, the fluorin analogue of chloroform.
- Fluoroscope** (*flu-or'-os-kōp*) [*fluere*, to flow; σκοπεῖν, to examine]. The instrument for holding the fluorescent screen in X-ray examination.
- Fluoroscopy** (*flu-or-os'-kō-pe*) [*fluere*, to flow; σκοπεῖν, to examine]. The process of inspecting the tissues by means of a fluorescent screen.
- Flush** [origin obscure]. A temporary redness, as the hectic flush, sometimes due to vasomotor paresis.
- Flushing** (*flush'-ing*) [origin obscure]. 1. A frequent symptom in the subjects of cardiac palpitation, and especially in Graves' disease. It implies a condition of vaso-motor irritability with a paresis of the arterioles in certain areas. It is often accompanied by local perspiration. It is seldom a marked symptom of organic disease. 2. The process of cleansing by a rapid flow of liquid.
- Flux** (*fluks*) [*fluxus*, flowing]. 1. An abnormal flow of any of the excretions of the body, especially the feces. Also, a synonym of *Dysentery*. 2. In chemistry, any highly-fusible substance or mixture, as the sublimate of soda, employed in the fusion of metals. **F., Sebaceous**. See *Seborrhea*.
- Fluxion** (*flu'-shun*) [*fluxus*, a flowing]. A gathering of blood or other fluid in one part of the body; congestion, or hyperemia.
- Fluxus** (*fluks'-us*) [L.]. A flow or a flowing. **F. cruentus**. Synonym of *Dysentery*. **F. dysentericus**. Synonym of *Dysentery*. **F. sebaceus**. Synonym of *Seborrhea*. **F. splenicus**. Synonym of *Melena*. **F. torminosus**. Synonym of *Dysentery*.
- Fly** (*flī*) [ME., *flye*, a fly]. A dipterous insect. For parasitic flies, see *Parasites (Animal)*, *Table of*. **F.-agaric**. See *Agaricus muscarius*. **F.-blister**, **Flying Blister**. See *Blister*. **F.-poison**. See *Amianthium*. **F.-sickness**. See *Barcoo*.
- Focal** (*fo'-kal*) [*focus*, a point; a fire-place]. Pertaining to or occupying a focus. **F. Disease**. See *Disease*. **F. Hemorrhage**, localized hemorrhage, in contradistinction to diffuse or disseminated hemorrhage. **F. Meningitis**, meningitis involving but a small area of the membranes. **F. Myelitis**, localized myelitis, in contradistinction to diffuse or disseminated myelitis. **F. Sclerosis**, the chronic form, sometimes called *Sclerotic Myelitis*.
- Focil** (*fo'-sil*) [*focele*, a spindle]. Any bone of the forearm or leg. **F. majus**, the ulna. **F. majus cruris**, the tibia. **F. minus**, the radius. **F. minus cruris**, the fibula.
- Focus** (*fo'-kus*) [*focus*, a point: *pl.*, *foci*]. The principal seat of a disease. The point (called *principal focus*) to which converge the rays of light that pass through a convex lens or are reflected from a concave mirror. **F., Equivalent**, in microscopy, when the real image of an objective of a certain focal length is of the same size as that produced by a simple converging lens whose focal distance equals that of the objective, it is said to have an equivalent focus. **F., Negative**, or **Virtual**, the imaginary focus of an object placed within the principal focus. **Conjugate Foci**, interdependent foci.
- Focusing** (*fo'-kus-ing*) [*focus*, a point]. The mutual arrangement of an object and the optic parts of a microscope so that a clear image may be seen. **F. Down**, in microscopy, focusing by moving the objective down or toward the object, but at the risk of damaging it. **F. Up**, focusing by moving the objective up or away from the object.
- Foderé's Test**. See *Birth*.
- Feniculum** (*fen-ik'-u-lum*) [L.: *gen.*, *Feniculi*]. Fennel. The fruit of *F. vulgare*, with properties due to a volatile oil. It is a mild stimulant and aromatic carminative. **F., Aq.**, 2 parts of the oil in 1000 of



water. Dose ʒss-ʒj. F., Ol., the volatile oil. Dose mʒj-v. See also *Fennel*.

**Foerster's Shifting-type.** See *Signs and Symptoms*.  
**Förster's Method.** See *Cataract, Artificial Matur-*  
*ation of*. **F.'s Operation.** See *Operations, Table of*.

**Fœtal** (fo'-tal). See *Fetal*.

**Fœtor** (fo'-tor). See *Fetor*.

**Fœtus** (fo'-tus). See *Fetus*.

**Fokker's Method.** A method of estimating uric acid in the urine. 200 c.c. of urine are made strongly alkaline by sodium carbonate, and after an hour 20 c.c. of a concentrated solution of ammonium chlorid are added. The mixture is allowed to stand at a low temperature for 48 hours, when the precipitate that forms is collected on a weighed filter and washed. The filter is washed with dilute HCl (1 in 10), and the filtrate collected; this operation is repeated till all the acid urate on the filter is dissolved. The filtrates are mixed, allowed to stand for 6 hours, and the uric acid which then separates is collected on the same filter, washed twice with water, then with alcohol, till all acid reaction disappears, dried at 110° C., and weighed. To the weight obtained add 0.03 gram, and subtract the weight of the filter; the remainder is the weight of uric acid in 200 c.c. of urine.

**Fol's Fixing-fluid.** A modification of Fleming's solution, used, as is the latter, for the fixation of cells undergoing indirect cell-division. See *Stains, Table of*. **F.'s Yellow.** See *Pigments, Conspectus of*.

**Fold** (fôld) [ME., *fold*, a fold]. A term applied to the plication or doubling together of various parts of the body. F., **Aryteno-epiglottidean**, a fold of mucous membrane stretched between the sides of the epiglottis and the apex of the arytenoid cartilage. F., **Palpebral**, the fold formed by the reflection of the conjunctiva from the eyelids on to the eye. There are two folds, the superior and inferior. F., **Recto-vaginal**, the fold of the peritoneum in females descending in front of the rectum and behind the vagina. It corresponds with the *recto-vesical fold* of males. F., **Vater's**, the plica transversalis or transverse fold of the duodenum, situated just above the opening of the pancreatic and biliary ducts.

**Folders** (fo'-derz) [ME., *fold*, a fold]. English usage for Pince-nez or "eye-glasses."

**Folia** (fo'-le-ah) [*pl. of folium*, leaf]. 1. Leaves; a term much used in pharmacopœias and dispensatories, and designating the leaves of such plants as are used in medicine. 2. The intervening thin plates between the crevices of greater or less depth (*rimule*) upon the entire surface of the adult cerebellum.

**Foliaceous** (fo'-le-a'-se-us) [*folium*, a leaf]. Leaf-like.

**Foliation** (fo'-le-a'-shun) [*foliare*, to put forth leaves]. The act of leafing out; frondescence.

**Folie** (fo'-le') [Fr.]. Insanity. F. à deux (fo'-le'-ah duh'). [Fr.] See *Insanity, Communicated*. F.

**Circulaire** (fo'-le'-ser-ku-lâr'). Cyclic insanity. F. du Doute. See *Doubt, Insanity of*. F., **Alternate**. Cyclic Insanity, *q. v.*

**Follicolous** (fo'-le-ik'-o-lus) [*folium*, a leaf; *colere*, to dwell]. In biology, growing upon leaves.

**Folicle** (fo'-le-ol) [*folium*, a leaf]. In biology, a leaflet or leaflet-like organ.

**Foliose** (fo'-le-ös) [*foliosus*, leafy]. Abounding in leaves, leaflets, or leaf-like appendages.

**Folium** (fo'-le-um) [L., a leaf; *pl.*, *Folia*]. 1. In biology, a leaf. At the time of Cæsalpinus it applied equally to sepals, petals, or ordinary leaves. 2. Any lamina or leaflet of gray matter, forming a part of the arbor vitæ of the cerebellum.

**Folius, Process of.** Process of Rau; a process at the junction of the handle with the neck of the malleus.

It passes anteriorly into the Glaserian fissure. It is about three-and-a-half lines long in the new-born infant. After birth it unites with the under wall of the Glaserian fissure.

**Follette** (fol'-et') [Fr.]. Synonym of *Influenza*.

**Follicle** (fol'-ik-l') [*folliculus*, dim. of *follis*, bellows].

1. In anatomy, a very small secretory cavity or sac, as one of the follicles of Lieberkühn. 2. In biology, a simple pod, splitting only by the ventral suture. F., **Graafian**, one of the small vesicular bodies in the cortical layer of the ovary, consisting of flattened granular cells with oval nuclei and membrana propria, each about  $\frac{1}{1000}$  inch in diameter. F., **Sebaceous**, one of the sacs lying within the skin that secrete the oily fluid with which the skin is softened.

**Follicular** (fol'-ik'-u-lar) [*folliculus*, a little follicle].

Relating or appertaining to a follicle.

**Folliculitis** (fol'-ik-u-li'-tis) [*folliculus*, a follicle; *itis*, inflammation]. Inflammation of a group of follicles, as of the hair. F. **barbæ**. See *Sycosis*. F. **decalvans**, Quinquaud's Disease: a chronic folliculitis of the hairy parts, especially of the scalp, which leads to a cicatricial alopecia. The patches are about the size of a shilling, irregular in outline, and almost smooth and polished, but with some granular points at the periphery, and red points on the white, atrophied, cicatricially-depressed surface. F. **exulcerans**. See *Hydrosadenitis phlegmonosa*.

**Folliculium** (fol'-ik-u'-le-um). The liquor folliculi. See *Liquor*.

**Folliculose** (fol'-ik'-u-lös) [*follis*, a bellows]. Full of follicles. Having the appearance of follicles.

**Fomentation** (fo-men-ta'-shun) [*fomentare*, to foment]. The application of cloths soaked in hot medicinal solutions, to reduce inflammation or to allay pain. Also, the application of hot dry cloths. Also, the medicament, or other material, so applied.

**Fomes** (fo'-mez) [L. for "tinder": *pl.*, *Fomites*]. Any substance (as a garment, carpet, letter) capable of acting as the medium for the transmission of an infectious disease.

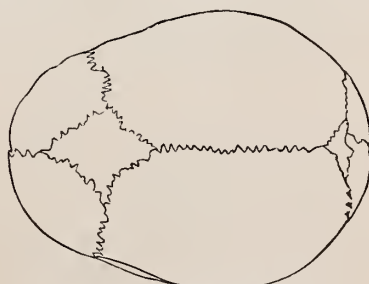
**Fonifero** (fo-nif'-er-o). See *Phonophore*.

**Fons pulsatilis** (fons pul-sat'-il-is) [L.]. See *Fontanel*.

**Fontaine's Chamber.** See *Anæsthetic*.

**Fontana, Canals of.** See *Canal*. F.'s **Markings**, or **Striæ** of. Delicate microscopic transverse folds of nerve-fibers, to which is due the fact of the non-retraction of the fibers when divided. F.'s, **Spaces**, those between the processes of the ligamentum pectinatum iridis. See *Canal*.

**Fontanel**, or **Fontanelle** (fon-tan-el') [dim. of *fontana*, a spring, from the appearance and feeling]. A



FONTANELS OF FETAL SKULL.

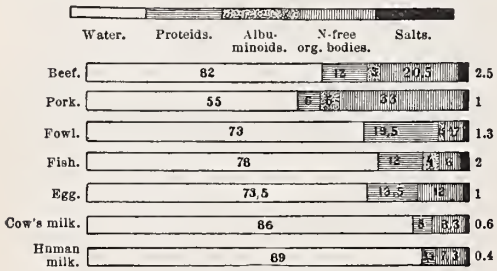
membranous space of the infant's skull, from delayed ossification of the cranial bones. F., **Anterior**, that at the point of union of the frontal, sagittal, and coronal sutures. See also *Bregma*. F., **Posterior**, that at

the point of junction of the apex of the lambdoid and the sagittal sutures.

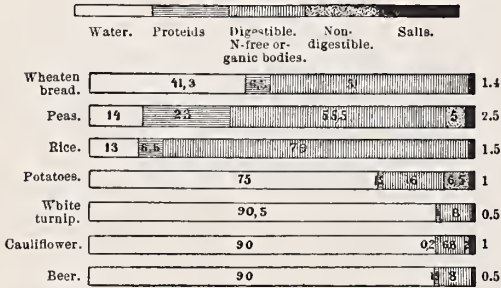
**Fonticulus** (*fon-tik'-u-lus*) [dim. of *fons*, fountain]. 1. The depression at the root of the neck, just cephalad of the sternum; more fully *fonticulus gutturis*. 2. A small artificial ulcer or issue.

**Food** [ME., *foode*]. Anything used for the nourishment or formation of tissue. The substances ordinarily employed as aliments. **F.**, **Albumin-spring**, one that diminishes the metabolism of albuminates. **F.-accessories**, a term given to the various substances used as condiments, which give flavor to food or

ANIMAL FOODS.



VEGETABLE FOODS.



stimulate the digestive secretions, as well as to the well-known stimulants, tea, coffee, cocoa, alcohol, etc. **Foods, Isodynamic.** Those producing an equal amount of heat. **F.**, **Plastic**, proteids. **F.**, **Respiratory**, fats and carbohydrates. (The nomenclature of the last two rests upon an erroneous theory.)

**F., Classification** (according to Yeo) :—

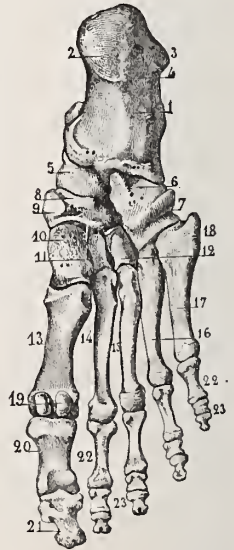
- Organic.
  - Nitrogenous.
    - 1. ALBUMINATES.—Nitrogenous substances having the same or nearly the same chemic composition as albumin. *Examples*.—Albumin, fibrin, syntonin, myosin, globulin, casein, from the animal; gluten and legumin, from the vegetable kingdom.
    - (a). *Subordinate* nitrogenous substances referred to this class, and known as—
      - Gelatin.
      - Casein.
      - Chondrin.
    - Gelatigenous substances,
  - Non-nitrogenous.
    - 2. FATS, OR HYDRO-CARBONS, containing carbon, hydrogen, and oxygen; the proportion of oxygen being insufficient to convert all the hydrogen into water. *Examples*.—Olein, stearin, margarin. (Butter is a familiar one.)
    - 3. CARBO-HYDRATES, containing carbon, hydrogen, and oxygen; the two latter elements in the proportion to form water. *Examples*.—Starch, dextrin, cane-sugar, grape-sugar, lactose or milk-sugar.
    - (a). The *Vegetable acids*, oxalic, tartaric, citric, malic, acetic, and lactic, are by some authors referred to this class.
- Inorganic.
  - 4. MINERAL.—*Water*. *Salts*.—Sodium and potassium chlorids, calcium and magnesium phosphates, iron, etc.

**F., Complete**, a food that contains all the alimentary

substances required for the support and maintenance of animal life. The only complete food afforded by the animal kingdom is eggs. **F.-cure**, dietetic treatment of disease. **F.-stuffs** or **F.-substances**, the materials, from both the animal and vegetable kingdoms, that may be employed for the purpose of supplying nourishment to the body, and providing the elements necessary for the formation of tissue. **F.-vacuole**, a temporary space often noticed in protozoa, containing nutritive matter. **F.-yolk**, all that portion of the yolk that does not undergo segmentation, but serves to nourish the embryo; nutritive protoplasm; deutoplasm.

**Fool's Parsley.** See *Ethusa*.

**Foot** [ME., *foot*]. 1. The terminal extremity of the leg; one of the organs of locomotion. In bimana and quadrumana it consists of the tarsus, metatarsus, and phalanges, or toes. 2. The base of a microscope. 3. A measure of length equal to twelve inches or 30.479 cm. **F.-clonus**. See *Clonus* and *Ankle-clonus*. **F.-bath**, a pediluvium. **F.-drop**, a falling of the foot due to a paralysis of the flexors of the ankle. It is seen in neuritis. See *Dropped Foot*. **F., Fungus**. *Madura Foot*; *Mycetoma*; *Ulcus grave*. An endemic disease of India affecting the foot, which increases in size, this increase being attended with the development of mammillated pustules, in each of which is a deep-seated sinus. The sinuses are lined by a distinct membrane, and contain characteristic "fish-roe bodies" of a white, yellowish, reddish, or blackish color. These bodies are composed mainly of fatty and caseous matters, the results of decomposition, encrusted with salts and blood-pigment. The bones are slowly absorbed, and gangrene or exhaustion may carry off the patient. The disease is most common in adult males. A fungus, *Chionophya carteri*, appears to be the active cause of the disease. **F.-halt**, a disease of sheep, said to be caused by worms in the foot. **F.-mange**, a parasitic disease of the heels and lower parts of the legs, especially the hind ones, of a horse, giving rise to great itching and irritation. It is due to an acarus, *Symbiotis equi*. **F.-and-mouth Disease**, a rare affection that occurs in sheep, cows, pigs, and horses, and is occasionally transmitted to man. It manifests itself by the appearance of vesicles and bullae in the mouth and on



FOOT, PLANTAR ASPECT.

1. Inferior surface of calcaneum. 2. Inner tuberosity. 3. Outer tuberosity. 4. Angular depression between these tuberosities. 5. Inferior portion of head of astragalus. 6. Plantar surface of cuboid, for attachment of inferior calcaneo-cuboid ligament. 7. Tuberosity of cuboid. 8. Scaphoid. 9. Tuberosity of scaphoid. 10. Inferior portion of internal cuneiform. 11. Apex of middle cuneiform. 12. Apex of internal cuneiform. 13, 14, 15, 16, 17. First, second, third, fourth and fifth metatarsal bones. 18. Tuberosity of fifth metatarsal bone. 19. Two sesamoid bones. 20. First phalanx of great toe. 21. Last phalanx of great toe. 22, 23. First phalanges of remaining toes. 23, 23. Second and third phalanges of these toes.

the appearance of vesicles and bullae in the mouth and on



the feet at the margins of the hoofs, and in cows, on the udder and teats. In man, vesicles form in the mouth, on the hands and feet. In two or three days, these rupture, discharging an opaque, yellowish fluid, and leaving dark-red ulcers. There are also fever, anorexia, pain on eating, swelling of the tongue, fetid breath, salivation, and derangement of digestion. See *Eczema epizootica*, and *Streptocytus of Eczema epizootica*, Schottelius, under *Bacteria*, *Synonymatic Table of*. **F.-phenomenon.** See *Ankle-clonus*. **F.-pound**, the work required to overcome a force equal to raising the weight of a

pound through the space of a foot. See *Unit*. **F.-poundal**, the work done by a poundal acting through one foot. **F.-rot**, a disease of sheep, said to be due to pasturing in wet ground. One form is contagious; and the disease is said by some to be tuberculous in nature.

**Footling** (*foot'-ling*) [ME., *foote*]. With the foot or feet foremost; as a footling presentation in obstetrics. **Foramen** (*fo-ra'-men*) [*forare*, to pierce]. A passage or opening, especially one in a bone. A *Table of Foramina* is appended.

## TABLE OF FORAMINA.

NAME.	LOCATION.	TRANSMITS.
Accessory transverse.	Anomalous foramina in the transverse processes of the cervical vertebræ.	An anomalous and accessory vertebral artery.
Acoustic.	The same as the internal auditory meatus.	The auditory and facial nerves.
Alveolar, anterior.	See <i>Dental, inferior</i> .	
Alveolar, inferior.	See <i>Dental, inferior</i> .	
Alveolar, posterior.	In the superior maxilla.	Superior posterior dental vessels and nerves.
Amplum pelveos.	See <i>Obturator</i> .	
Anonymous of Ferrein.	See <i>Hiatus Fallopii</i> .	
Anteorbital.	In mammals, an orifice in the cheek-bone in front of the orbit, corresponding to the infraorbital foramen of man.	Superior maxillary division of the trifacial nerve; occasionally the masseter muscle.
Antorbital.	See <i>Anteorbital</i> .	
Aortic.	An opening in the diaphragm.	The aorta.
Arachnoid.	See <i>Foramen of Magendie</i> .	
Atlantal.	In many animals, a hole through the ventral border of the atlas; only exceptionally present in man.	Suboccipital nerve; vertebral artery.
Atrio-ventricular, common.	In some animals, an auriculo-ventricular opening common to both auricles and ventricles.	Blood.
Auditory, external.	The external meatus of the auditory canal.	Sound-waves to tympanic membrane.
Auditory, internal.	See <i>Acoustic</i> .	
Auricular.	The mouth of the external auditory meatus.	Sound-waves to tympanic membrane.
Bartholin's.	See <i>Obturator</i> .	
Bichat's.	A supposed communication between the subarachnoid space and the cavity of the third ventricle of the brain.	
Of Botal or Botallo.	In the fetus, the opening between the two auricles of the heart, situated at the lower posterior portion of the septum auricularum.	Blood.
Carotic.	The inferior aperture of the carotid canal.	Carotid vessels.
Carotico-clinoid.	Sphenoid bone; an occasional foramen, formed by the union of the apices of the anterior and middle clinoid processes.	
Carotico-tympanic.	See <i>Canal, Carotico-tympanic</i> .	
Carotid, external.	The external aperture of the carotid canal.	Internal carotid artery and carotid plexus.
Carotid, internal.	The internal aperture of the carotid canal.	Internal carotid artery and carotid plexus.
Cavernous.	Sphenoid bone; a small passage.	The median vertebral vein.
Cecal, anterior.	Also called <i>prepontile fossa</i> ; the depression at the cephalic margin of the pons.	
Cecal (of <i>frontal bone</i> ).	Formed by the frontal bone and the crista galli of the ethmoid; a small foramen.	A vein, occasionally.
Cecal (of <i>medulla oblongata</i> ).	See <i>Cecal, anterior</i> .	

TABLE OF FORAMINA.—*Continued.*

NAME.	LOCATION.	TRANSMITS.
Cecal (of <i>pharynx</i> ).	Median line of posterior wall of the pharynx; a depression in the mucous membrane.	
Cecal, posterior.	A depression just below the pons.	The ventral median fissure terminates in this.
Cecal (of <i>retina</i> ).	See <i>Fovea centralis</i> .	
Cecal, retro-anal.	See <i>Foveola coccygea</i> .	
Cecal (of <i>superior maxilla</i> ).	See <i>Incisive</i> .	
Cecal (of <i>tongue</i> ).	Posterior termination of the median raphe of tongue.	A number of small glands open into it.
Central.	See <i>Fovea centralis</i> .	
Central (of the cochlea).	See <i>Cochleæ centrale</i> .	
Central (of Sæmmer-ring).	See <i>Central (of the retina)</i> .	
Cervical.	Transverse processes of the cervical vertebræ.	The vertebral artery and vein.
Clinoido-carotic.	See <i>Carotico-clinoid</i> .	
Cochleæ centrale.	The largest of several openings at the base of the modiolus.	
Common, anterior.	See <i>Foramen of Monro</i> .	
Conarial.	The orifice of the conarial recess.	
Condylar, anterior.	See <i>Condylloid, anterior</i> .	
Condylar, posterior.	Behind the condyles of the occipital bone, opening externally into the occipital fossa.	Veins.
Condylloid, accessory.	A small foramen near the anterior condylloid foramen.	A vein, occasionally.
Condylloid, anterior (sometimes double).	Anterior to and to the outer side of each occipital condyle, passing downward, outward, and forward through the basilar process.	The hypoglossal nerve; occasionally a meningeal branch of the ascending pharyngeal artery.
Condylloid, posterior.	The fossa behind the occipital condyles.	A vein to the lateral sinus.
Coraco-scapular.	In some animals, an orifice formed by the articulation of the coracoid bone with the scapula.	
Cordiform.	In reptiles, the obturator foramen.	
Costo-transverse.	The space between the transverse process of a vertebra and the neck of its corresponding rib.	Branches of intercostal arteries and nerves.
Cotyloid.	A notch in the acetabulum converted into a canal by a ligament.	Vessels and nerves.
Cribrosa.	Small openings in the lamina cribrosa of the ethmoid bone.	Filaments of the olfactory nerves.
Cruro-popliteal, anterior.	An aperture in the upper part of the tibio-fibular interosseous membrane.	The anterior tibial vessels.
Dental, inferior.	The external aperture of the inferior dental canal, in the ramus of the inferior maxilla.	Inferior dental vessels and nerves.
Dextrum.	See <i>Quadrate</i> .	
Diaphragmatic.	Several canals through the diaphragm.	The esophagus, aorta, vagus nerves, inferior vena cava, and other structures.
Diaphragmatic, left inferior.	See <i>Aortic</i> .	
Diaphragmatic, left superior.	See <i>Esophageal</i> .	
Diploic.	Small openings in the inner plate of the cranial bones, leading from the cranial cavity into the diploë.	Veins.
Of Duverney.	See <i>Foramen of Winslow</i> .	
Emissary.	The skull.	The emissary veins.
Epiploic.	See <i>Foramen of Winslow</i> .	
Epitrochlear.	In many animals, on the inner condyle of the humerus; sometimes present or represented in man by a groove.	



TABLE OF FORAMINA.—*Continued.*

NAME.	LOCATION.	TRANSMITS.
Esophageal.	The diaphragm.	The esophagus.
Ethmoid, anterior.	A canal formed between the ethmoid and frontal bones.	The nasal branch of the ophthalmic nerve; anterior ethmoid vessels.
Ethmoid, posterior.	See <i>Canal, Ethmoid, posterior.</i>	Posterior ethmoid artery and vein.
Frontal.	The supra-orbital notch of the frontal bone when it is converted into a canal by an overlying process of bone.	Supraorbital vessels and nerves.
Fronto-ethmoid.	The foramen cecum in the suture between the frontal and ethmoid bones.	
Glandulosum Morgagni.	See <i>Foramen cecum (of tongue).</i>	
Of Huschke.	A perforation often found near the inner extremity of the tympanic plate; it is due to an arrest of development.	Connects the glenoid fossa of the temporal bone with the external auditory meatus.
Incisive.	See <i>Incisor</i>	
Incisor.	Aperture of the incisor canal in the alveolar margin.	Nerves and vessels to the incisor teeth.
Infra-maxillary.	The inferior dental canal, <i>q. v.</i> , under <i>Canal.</i>	
Infra-orbital.	In the superior maxilla, the external aperture of the infra-orbital canal.	The infraorbital nerve and artery.
Infra-pubic.	See <i>Obturator.</i>	
Innominate.	Temporal bone.	The Vidian nerve.
Intercarpal.	The carpus of batrachians.	
Interclinoid.	A canal formed by an anomalous process, connecting the middle and posterior clinoid processes of the sphenoid.	
Intermaxillary.	See <i>Incisor.</i>	
Interorbital.	In birds, a space in the bony plate separating the orbits.	
Intervertebral, anterior.	The aperture formed by the notches opposite to each other in the laminae of adjacent vertebrae.	The spinal nerves and vessels.
Intervertebral, posterior.	The space between the articular processes of adjacent vertebrae, except the first cervical.	
Ischiadic, major.	See <i>Sacro-sciatic, great.</i>	
Ischiadic, middle.	An open space left between an anomalous and the normal sacro-spinal ligament.	
Ischiadic, minor or small.	See <i>Sacro-sciatic, small.</i>	
Ischio-pubic.	See <i>Obturator.</i>	
Jugular.	See <i>Lacerated, posterior.</i>	
Jugular, spurious.	An anomalous opening in the squamous portion of the temporal bone.	A vessel that connects the external jugular vein with an intracranial vessel.
Lacerated, anterior.	See <i>Sphenoid fissure.</i>	
Lacerated, inferior.	See <i>Spheno-maxillary fissure.</i>	
Lacerated, jugular.	See <i>Lacerated, posterior.</i>	
Lacerated, middle.	An irregular aperture between the apex of the petrous portion of the temporal bone and the body and great wing of the sphenoid, and the basilar process of the occipital bone.	The carotid artery and the large superficial petrosal nerve.
Lacerated, orbital.	The <i>Sphenoid Fissure, q. v.</i>	
Lacerated, posterior.	The space formed by the jugular notches of the occipital and temporal bones, divided into two portions.	The <i>posterior portion</i> , the internal jugular vein; the <i>anterior portion</i> , the 9th, 10th, and 11th cranial nerves, and the inferior petrosal sinus.
Lacerated, superior.	See <i>Sphenoid fissure.</i>	
Of Magendie.	An orifice in the membranous roof of the fourth ventricle.	
Magnum.	See <i>Magnum occipitale.</i>	

TABLE OF FORAMINA.—*Continued.*

NAME.	LOCATION.	TRANSMITS.
Magnum ischii.	The <i>Obturator foramen, q. v.</i>	
Magnum occipitale.	A large oval aperture, centrally placed in the lower and anterior part of the occipital bone.	The spinal cord and its membranes; the spinal accessory nerves; the vertebral arteries.
Malar.	The malar bone.	Nerves and vessels.
Mandibular.	See <i>Dental, inferior.</i>	
Mandibular, anterior.	See <i>Mental.</i>	
Mandibular, posterior.	See <i>Dental, inferior.</i>	
Mastoid.	A small foramen behind the mastoid process.	A small artery from the dura; a vein opening into the lateral sinus.
Mastoid, posterior.	See <i>Mastoid.</i>	
Maxillary, anterior.	See <i>Mental.</i>	
Maxillary, inferior.	See <i>Dental, inferior.</i>	
Maxillary, posterior.	See <i>Dental, inferior.</i>	
Maxillary, superior.	See <i>Canal, Dental, posterior.</i>	
Medium.	See <i>Lacerated, middle.</i>	
Medullæ spinalis.	See <i>Vertebral.</i>	
Medullary.	See <i>Nutrient.</i>	
Medullary (of the vertebral column).	See <i>Vertebral.</i>	
Of Meibomius.	See <i>Cecum (of the tongue).</i>	
Meningeal.	An anomalous opening in the squamous portion of the temporal bone.	A branch of the middle meningeal artery.
Mental.	A foramen in the inferior maxilla, external to the incisive fossa, midway between the upper and lower borders of the bone, and in the interval between the two bicuspid teeth.	Mental nerve and vessels.
Of Monro.	An opening behind the anterior pillars of the fornix through which the lateral ventricle of the brain communicates with the third ventricle.	The choroid plexus.
Monro, anterior of.	See <i>Foramen of Monro.</i>	
Monro, primitive.	The primitive foramen that connects the third with the lateral ventricle of the brain.	
Morgagni's.	See <i>Cecum (of tongue).</i>	
Nasal.	Small canals that perforate the nasal bones.	Vessels and nerves.
Nutrient.	The canal connecting the medullary cavity of the bone with its external surface.	The nutrient vessels.
Nutrient (of femur).	The aperture near the upper part of the linea aspera of the femur.	Nutrient artery.
Nutrient (of humerus).	The aperture slightly below the middle of the humerus.	The nutrient artery.
Nutrient (of radius).	The aperture on the anterior surface of the radius.	The nutrient artery.
Nutrient (of ulna).	The aperture on the anterior surface of the ulna.	The nutrient artery.
Obturator.	The large ovoid opening between the ischium and the pubis, internal and inferior to the acetabulum; it is partly closed in by a fibrous membrane.	Obturator vessels and nerves.
Occipital.	See <i>Magnum occipitale.</i>	
Occipital, superior.	See <i>Superior occipital.</i>	
Occipitale, magnum.	See <i>Magnum occipitale.</i>	
Oculi.	The pupil.	Rays of light.
Olfactory.	Numerous foramina in the cribriform plate of the ethmoid.	Olfactory nerves.
Omental, great.	The communication between the cavities of the greater and lesser omenta.	



TABLE OF FORAMINA.—*Continued.*

NAME.	LOCATION.	TRANSMITS.
Omental, lesser or small.	See <i>Foramen of Winslow</i> .	
Oödes.	See <i>Obturator</i> .	
Optic.	The canal at the apex of the orbit, the anterior termination of the optic groove, just beneath the lesser wing of the sphenoid bone.	Optic nerve; ophthalmic artery.
Optic (of the <i>choroid</i> ).	The choroid.	The optic nerve-fibers pass through this to their expansion in the retina.
Optic (of the <i>sclera</i> ).	The sclerotic coat of the eye.	The optic nerve.
Orbital, anterior internal.	See <i>Ethmoid, anterior</i> .	
Orbital, internal.	See <i>Canal, Ethmoid, anterior</i> .	
Orbital, superior.	See <i>Supraorbital</i> .	
Ossis pubis.	See <i>Obturator</i> .	
Oval (of the <i>heart</i> ).	See <i>Foramen of Botal</i> .	
Oval (of the <i>hip</i> ).	See <i>Obturator</i> .	
Oval (of <i>innominate bone</i> ).	See <i>Obturator</i> .	
Oval (of the <i>sphenoid</i> ).	An ovoid aperture near the posterior margin of the great wing of the sphenoid.	The inferior maxillary division of the trigeminal nerve; the small meningeal artery; occasionally, the small petrosal nerve.
Pacchionian.	The depressions on the inner surface of the skull.	For the Pacchionian bodies.
Palatine, anterior.	See <i>Canal, Incisor</i> .	
Palatine, great posterior.	The <i>Posterior palatine canal, q. v.</i>	
Palato-maxillary.	See <i>Canal, Palato-maxillary</i> .	
Of Panizza.	The communication between the right and left aortic arches of reptiles.	Blood.
Papillaria.	The opening of the uriniferous tubules at the apices of the pyramids of Malpighi.	Urine.
Parietal.	Near the posterior superior angle of the parietal bone; inconstant.	An emissary vein of the superior longitudinal sinus; occasionally a small branch of the occipital artery.
Pelvic, large.	See <i>Obturator</i> .	
Pneumatic.	In birds, a large aperture near one end of the long pneumatic bones communicating with the interior.	Permits the entrance of air.
Posterior.	See <i>Lacerated, posterior</i> .	
Postglenal.	See <i>Postglenoid</i> .	
Postglenoid.	In comparative anatomy, an opening immediately posterior to the root of the zygoma.	
Postpalatine.	The <i>Posterior palatine canal, q. v.</i>	
Pre-acetabular.	In the <i>Cheiroptera</i> , an opening formed by a process extending from the ilio-pectineal eminence to the anterior extremity of the ilium.	
Pro sinu petroso inferiore.	An anomalous roundish opening formed by adjacent portions of the petrous portion of the temporal bone and the occipital bone.	The inferior petrosal sinus.
Profundum.	See <i>Iter ad infundibulum</i> .	
Pterygo-palatine.	The external aperture of the pterygo-palatine canal.	Pterygo-palatine vessels; pharyngeal nerve.
Quadrate.	The diaphragm.	The inferior vena cava.
Repugnatoria.	In <i>Cheilognatha</i> , apertures of cutaneous glands on each side of the back, in rows.	Secrete a defensive corrosive fluid.

TABLE OF FORAMINA.—*Continued.*

NAME.	LOCATION.	TRANSMITS.
Retina centrale.	See <i>Fovea centralis</i> .	
Of Rivini.	An opening in the tympanum, the existence of which is disputed.	
Rotundum.	See <i>Round</i> .	
Round.	A roundish opening in the great wing of the sphenoid bone.	The superior division of the fifth nerve.
Sacral, anterior ( <i>four on either side</i> ).	On anterior surface of sacrum, connecting with sacral canal.	The anterior branches of sacral nerves.
Sacral, posterior ( <i>four on either side</i> ).	The posterior surface of the sacrum, external to the articular processes.	Posterior branches of sacral nerves.
Sacro-sciatic, great.	The oval space between the lesser sacro-sciatic ligament and the innominate bone.	The pyriformis muscle, the gluteal, sciatic, and pudic vessels and nerves.
Sacro-sciatic, small.	The space included between the greater and lesser sacro-sciatic ligaments and the portion of the innominate bone between the spine and tuberosity of the ischium.	Internal obturator muscle; the internal pudic vessels and nerves.
Saphenous.	See <i>Saphenous Opening</i> .	
Scapular.	The supra-scapular notch, when it is converted into a foramen by a ligamentous or bony structure.	Suprascapular nerve and artery.
Of Scarpa.	Bony canals opening into the incisor canal.	The naso-palatine nerves
Sclerotic, anterior.	The opening in the sclerotic which is filled in by the cornea.	
Sclerotic, posterior.	See <i>Optic (of the sclera)</i> .	
Of Sæmmering.	See <i>Fovea centralis</i> , and <i>Central (of the retina)</i> .	
Spheno-frontal.	In the cartilaginous basis of the skull, between the labyrinths of the ethmoid and the <i>alæ parvæ</i> of the sphenoid and the anterior sphenoid.	
Sphenoidal, anterior.	A rare anomalous opening in the pterygoid process of the sphenoid bone.	The internal maxillary artery.
Spheno-palatine.	The space between the sphenoid and orbital processes of the palate and sphenoid spongy bone; it opens into the nasal cavity.	Branches from Meckel's ganglion; the nasal branch of the internal maxillary artery.
Spheno-spinosum.	See <i>Spinosum</i> .	
Spinal.	See <i>Vertebral</i> .	
Spinosum.	The great wing of the sphenoid bone, near its posterior angle.	The middle meningeal artery.
Spöndli.	See <i>Spheno-frontal</i> .	
Of Stensen.	See <i>Canal, Incisor</i> .	
Sternal.	Near the inferior termination of the sternum; inconstant.	Vessel.
Stylo-mastoid.	Between the styloid and mastoid processes of the temporal bone, constituting the external aperture of the aqueduct of Fallopius.	Facial nerve; stylo-mastoid artery.
Suborbital.	The orifice at the anterior end of the infraorbital canal.	Infraorbital artery and nerve.
Subsacral.	See <i>Sacral, anterior</i> .	
Supersacral.	See <i>Sacral, posterior</i> .	
Supracondyloid.	See <i>Epitrochlear</i> .	
Supra-orbital.	A notch in the superior orbital margin at the junction of the middle with the inner third, sometimes converted into a foramen by a bony process or a ligamentous band. It is the orifice of a groove in the upper wall of the orbit.	Supra-orbital artery, veins, and nerve.
Supratrochlear.	The thin plate of bone between the olecranon and the coronoid fossa of the humerus; inconstant.	
Of Tarinus.	The <i>Hiatus Fallopii</i> , <i>q. v.</i>	
Of Thebesius.	Small depressions on the inner surface of the heart, especially in the right auricle.	Some of these are cul-de-sacs; others are the mouths of the <i>venæ minimæ cordis</i> .
Thyreoid.	See <i>Thyroid</i> .	



TABLE OF FORAMINA.—*Continued.*

NAME.	LOCATION.	TRANSMITS.
Thyroid.	1. A foramen in the ala of the thyroid cartilage, more or less completely covered by perichondrium. 2. See <i>Obturator</i> .	
Trachelian.	See <i>Vertebralarterial</i> .	
Transverse.	See <i>Vertebralarterial</i> .	
Venæ cavæ.	See <i>Quadrate</i> .	
Venæ saphenæ.	See <i>Saphenous Opening</i> .	
Venosum.	See <i>Quadrate</i> .	
Vertebral.	The space included between the body and arch of a vertebra	The spinal cord and its appendages.
Vertebralarterial.	The foramina in the transverse processes of the cervical vertebræ.	Vertebral artery and vein.
Vesalius.	A minute inconstant aperture at the root of the pterygoid process of the sphenoid bone.	A small vein.
Vicq d'Azyr's.	See <i>Foramen cecum, anterior and posterior</i> .	
Vidian.	See <i>Canal, Vidian</i> .	
Of the vomer.	The posterior aperture of the canal of the vomer.	
Of Winslow.	An aperture situated between the liver and stomach, bounded in front by the portal vein, hepatic artery and duct, behind, by the inferior vena cava, below, by the hepatic artery, and above, by the liver. It is formed by folds of the peritoneum, and establishes communication between the greater and lesser cavities of the peritoneum.	
Zygomatic, anterior.	See <i>Zygomatico-facial</i> .	
Zygomatic, external.	See <i>Zygomatico-facial</i> .	
Zygomatic, internal.	See <i>Zygomatico-temporal</i> .	
Zygomatic, posterior.	See <i>Zygomatico-temporal</i> .	
Zygomatic, superior.	See <i>Zygomatico-temporal</i> .	
Zygomatic, temporal.	See <i>Zygomatico-temporal</i> .	
Zygomatico-facial.	The aperture of the malar canal on the facial surface of the malar bone.	Malar division of temporo-malar branch of superior maxillary nerve.
Zygomatico-temporal.	The external aperture of the malar canal, on the temporal surface of the malar bone.	Malar division of temporo-malar branch of superior maxillary nerve.

**Foraminated** (*fo-ram'-in-a-ted*) [*foramen*, an opening]. Containing foramina.

**Foraminiferous** (*fo-ram-in-if'-er-us*). Same as *Foraminated*.

**Forbes, Micrococcus of.** See *Bacteria, Synonymic Table of*. **F., Operation of.** See *Operations, Table of*.

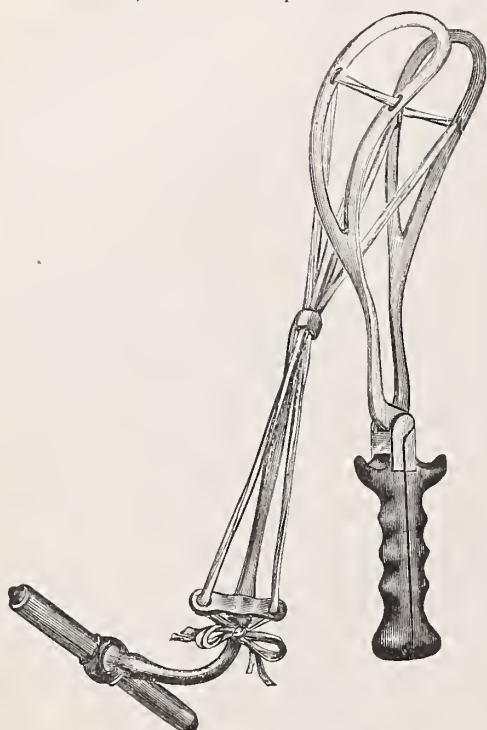
**Force** (*fors*) [*fortis*, strong]. That which produces or arrests motion. The rate of transformation of energy in time. Whatever may be converted into motion (Robert Mayer).

**Forced** (*forst*) [*fortis*, strong]. Accomplished by an unusual exertion of force. **F. Feeding.** See *Surv-alimentation and Feeding*.

**Forceps** (*for'-seps*) [*forceps*, a pair of tongs]. An instrument with two blades and handles for purposes of seizing, traction, etc., in surgical, obstetric, and other operations. **F., Angular**, one bent for introduction into a canal. **F., Arterial**, one specially adapted for seizing an artery; many varieties are named after inventors. **F., Bone**, one exceptionally strong, for use in operations upon bones. **F., Bull-dog**, a forceps with sharp teeth (as for holding an artery). **F., Bullet**, one of peculiar construction, to extract bullets. **F., Cannula**, long, slender forceps enclosed

in a tube, that opens by protruding the blades. **F., Catch**, a forceps with a catch on the handle. **F., Craniotomy**, the halves are crossed and adapted to embryotomy. **F., Dental**, adapted for extraction of teeth. This was probably among the first, and, perhaps, almost the only instrument employed for the extraction of teeth, until the invention of Garengot, in the early part of the eighteenth century. But from the time of Celsus, down to this period, the forceps used for the extraction of teeth were so rude in their construction and so illy adapted for the purpose, that for the removal of the molar teeth the employment of the key-instrument became general, both among dentists and physicians. At the present time, however, forceps have been so greatly improved that the key is but little used. **F., Duck-bill.** See *Duckbill*. **F., Ectropion**, adapted for seizing the lid in operations for ectropion. **F., Gouge**, cutting-forceps for operations upon bone. **F., Hemostatic**, a forceps for controlling hemorrhage. **F., Iridectomy**, a delicate forceps for seizing the iris. **F., Midwifery**, or **Obstetric**, a forceps for grasping the fetal head in difficult labor and by traction aiding its exit; there is a great number of varieties. **F.,**

Rat-toothed, a form of forceps used in the removal



SIMPSON'S OBSTETRIC FORCEPS.  
With Poulet Tape-attachment for Axis-traction.

of bullets, or other foreign bodies, from wounds. **F., Spring**, same as *F., Catch*.

**Forcible** (*for'-sib-l*) [*fortis*, strong]. With force or power. **F. Extension**. See *Extension*.

**Forcipate, Forcipated** (*for'-sip-āt, -a-ted*) [*forceps*, forceps]. In biology, forceps-like.

**Forcippresure** (*for'-se-presh'-ūr*) [*forceps*, a pair of tongs; *pressura*, a pressing]. The arrest of a minor hemorrhage by catching the end of the divided vessel with a pair of spring-forceps, the pressure being kept up for 24-36 hours.

**Fore** (*for*) [ME., *fore*, before]. Applied to the part that is in front or first. **F.-arm**, that part of the arm between the wrist and the elbow. **F.-brain**, the anterior of the encephalic vesicles into which the primary nervous axis of the embryo divides at an early stage; at a later stage, the prosencephalon. **F.-finger**, the index finger. **F.-foot**, the foot of a fore-limb. **F.-front**, the forehead. **F.-gut**, the cavity in the raised cephalic end of the embryo, called also headgut. The rudimentary pharynx and duodenum, with the intermediate portions of the future alimentary canal, are included in the foregut. **F.-head**, that part of the face between the orbits of the eyes, the hair above, and the temples at the sides. **F.-limb**, the pectoral limb of an animal. **F.-milk**. 1. The colostrum, *q. v.* 2. The first part of the milk taken from the teat at any one milking. It is less rich in butter than is the after-milk, or strippings. **F.-skin**, the prepuce, *q. v.*; the term sometimes designates also the dewlap occasionally seen upon the throat of an aged person. **F.-waters**, a name sometimes given to that portion of the amniotic sac and its contents in advance of the presenting part in labor.

**Foreign** (*for'-en*) [ME., *foren*, foreign]. Alien; exotic; not native; irrelevant. **F. Body**, a substance in a wound, organ, or cavity not normally present.

**Forensic** (*for-en'-sik*) [*forensis*, belonging to the forum]. Pertaining to a court of law. In medicine, that part of the science connected with judicial inquiry. Also, medical jurisprudence.

**Forest's Method**. See *Artificial Respiration*.

**Forficate** (*for'-fik-āt*) [*forfex*, scissors]. In biology, deeply-forked.

**Fork** [ME., *fork*, a fork]. A name frequently given to the space between the thighs.

**Form** [*forma*, shape]. The external shape or configuration of the body, or of a part of a body.

**Formaldehyd** (*form-al'-de-hīd*) [*formica*, an ant, *aldehyd*]. Formic aldehyd. See *Aldehyd*, *Formic*.

**Formalin** (*for'-mal-in*) [*formica*, an ant], HCOH. A proprietary germicide composed of a 40 per cent. solution of formaldehyd. Unof.

**Formanilid** (*form-an'-il-id*) [*formica*, an ant; *anilin*], C<sub>6</sub>H<sub>5</sub>NO. A substance obtained on digesting anilin with formic acid, or by rapidly heating anilin with oxalic acid. It consists of colorless prisms, readily soluble in water, alcohol, and ether, melting at 46° C.

**Formatio** (*for-ma'-she-o*) [L.]. A formation. **F. reticularis**, the intercrossing of the fibers of the anterior columns in the medulla.

**Formative** (*form'-at-iv*) [*formare*, to form]. Plastic; molding. **F. Cell**, a large spheric, refractive cell beneath the hypoblast.

**Formic Acid** (*for'-mik*). See *Acid*.

**Formicant** (*for'-mik-ant*) [*formicare*, to crawl like an ant]. Creeping, or moving with a small and feeble action; applied to the pulse when it is unequal and scarcely perceptible.

**Formication** (*for-mik-a'-shun*) [*formica*, an ant]. A sensation like that produced by ants or other insects crawling upon the skin. **F., Cocain**. See *Cocain-bug*.

**Formol** (*for'-mol*) [*formica*, an ant], CH<sub>3</sub>O. A name given to formic aldehyd or formaldehyd. It is a powerful antiseptic, ranking as one of the best, but its microbicidal power in a given time is very feeble.

**Formula** (*form'-u-lah*) [dim. of *forma*, a form: *pl.*, *Formule*]. A prescribed method. In pharmacy, a list of the names and respective quantities of substances entering into a composition. In chemistry, a method of representing the gravimetric structure of a compound by symbols. **F., Constitutional**, or **Rational**, one that indicates only the union of individual atoms, such as are especially characteristic of the compound. **F., Empiric**. See *F., Unitary*. **F., Graphic**. Same as *F., Constitutional*. **F., Rational**. Same as *F., Constitutional*. **F., Structural**, one that indicates the complete grouping of all of the atoms, representing the whole chemic deportment of a given compound. **F., Unitary**, or **Empiric**, one that belongs to an entire series of bodies that are isomeric, yet wholly different, and that affords no hint as to the character of the compound.

**Formulary** (*for'-mu-la-re*) [*formula*: dim. of *forma*, form]. **F., National**, a collection of widely-used and well-known preparations, omitted from the U. S. Pharmacopoeia, but collected and published by the American Pharmaceutical Association.

**Formyl** (*for'-mil*) [*formica*, the ant; *ῥῆν*, matter], CHO. The radicle of formic acid.

**Forne's Method**. See *Anesthetic*.

**Forneaux Jordan's Operations**. See *Operations*.

**Fornicate** (*for'-nik-āt*) [*fornix*, an arch]. In biology, bearing fornices; overarched. To commit fornication.



**Fornication** (*for-nik-a'-shun*) [*fornicari*, to fornicate]. The illicit sexual intercourse of an unmarried person of either sex with another, whether married or not.

**Fornicolumn** (*for'-ne-kol-um*) [*fornix*, an arch; *columna*, a column]. The anterior pillar of the fornix, one in each hemisphere. It is a bundle of fibers ascending from the albacans and thalamus, passing just caudad of the precommissure, forming the cephalic boundary of the porta, and ending in the temporal lobe.

**Fornicommissure** (*for-ne-kom'-is-shür*) [*fornix*, an arch; *commissura*, a commissure]. A lamina of greater or less thickness uniting the two hemifornices of the brain. It is not a true commissure, nor even fibrous in structure.

**Fornicrista** (*for-ne-kris'-tah*). See *Crista*.

**Fornix** (*for'-niks*) [*fornix*, an arch]. 1. An arched portion of the brain composed of the two hippocampi and their respective fimbrias, united across the meson by a thin lamina, the fornix commissure. 2. In biology, a vaulted or arched arrangement or appendage, as, for example, the scales in the throat of some corollas, or the hollow beneath the umbo of a bivalve shell. **F. descendens**. See *Bundle of Vicq d'Azyr*.

**Förster's Method**. See *Cataract, Artificial Maturation of*. **F.'s, Operation**. See *Operations, Table of*.

**Fortification Spectrum** (*for-tif-ik-a'-shun spek'-trum*). Teichopsia; the appearance of a peculiar subjective visual sensation in migraine. The luminous shape of its outer edge assumes a zigzag form, with angles like those of a fortification.

**Fosforus** (*fos'-for-us*). A commendable orthography for *phosphorus*. It has been recommended for adoption by recent spelling-reformers.

**Fossa** (*fos'-ah*) [*fossa*, a ditch: *pl.*, *Fossæ*]. A depression, furrow, or sinus. **F., Canine**, the depression on the external surface of the superior maxillary bone, giving rise to the origin of the *levator anguli oris* and *compressor nasi* muscles. **F., Condylod**, a fossa behind each condyle of the occipital bone. **F. coronaris**, the boundary between the disc and corona, in *Medusa*. **F., Cranial**, any fossa of the skull. **F., Digastric**, a deep groove on the inner aspect of the mastoid process for the attachment of the digastric muscle. **F., Digital**, a deep depression at the base of the inner surface of the great trochanter of the femur. **F., Glenoid**, the fossa in the temporal bone that receives the condyle of the lower jaw. **F., Hyaloid**, a depression in the anterior surface of the vitreous body for the crystalline lens. **F., Hyoid**, a small cavity external to the ary-epiglottic fold on either side of the larynx. It is also called the *Sinus pyriformis*. **F., Iliac**, the smooth internal surface of the ilium. **F., Incisive**, a depression in the superior maxillary bone just above the incisor teeth. **F., Infraclavicular**. See *F., Mohrenheim's*. **F. innominata**. Same as *F. scaphoidea*. **F., Jugular**, a deep excavation in the petrous portion of the temporal bone, forming part of the posterior lacerated foramen. **F. lachrymalis**, the depression in the frontal bone for the reception of the lachrymal gland. **F., Lenticular**. Same as *F., Hyaloid*. **F., Mohrenheim's**, the infraclavicular fossa; a triangular depression beneath the clavicle. **F., Myrtiform**. Same as *F., Incisive*. **F., Nasal**, the nostrils. See *Nasal Fossæ*. **F. navicularis**, *Morgagni's fossa*, a fossa within the penis, formed by a dilatation in the spongy portion of the urethral passage. **F., Occipital**, a fossa behind the condyle of the occipital bone. **F., Olfactory**, the fossa in the fetus that develops into the nasal fossa. **F. ovalis**, an oval depression in the right auricle of the heart. **F.,**

**Palatine**, the anterior palatine canal passing through the palatine process of the superior maxillary bone. It branches into four compartments, the foramina of Stensen, and the foramina of Scarpa. **F. patellaris**, a depression on the anterior aspect of the vitreous humor in which rests the posterior surface of the lens. **F., Pituitary**, a depression below the olivary process of the sphenoid bone lodging the pituitary body. **F., Prepontile**, the anterior foramen cæcum. See *Foramina, Table of*. **F., Pterygoid**, the notch separating the external and internal plates of the pterygoid process of the sphenoid. **F. of Rosenmüller**, a depression on the posterior wall of the naso-pharynx immediately behind the Eustachian orifice. **F. scaphoidea**, the curved depression between the helix and antihelix of the external ear. **F. sigmoidea**, a deep groove on the internal surface of the mastoid portion of the temporal bone into which the mastoid foramen opens. **F., Sphe-no-maxillary**, a triangular space at the angle of the sphenomaxillary and pterygomaxillary fissures. **F., Sublingual**, a depression on the internal surface of the inferior maxillary bone, for containing the sublingual gland. **F., Submaxillary**, the oblong depression on the internal surface of the inferior maxillary bone, which contains the submaxillary gland. **F., Subscapular**, a broad cavity on the internal surface of the scapula. **F., Temporal**, the fossa on either side of the head filled by the temporal muscle. It is formed by parts of the frontal, sphenoid, parietal, temporal, and malar bones. **F., Trochanteric**. Same as *F., Digital*. **F., Zygomatic**, a cavity below and on the inner side of the zygoma.

**Fosset, or Fossette** (*fos-et'*) [Fr.]. A dimple or small depression.

**Fossilin** (*fos'-il-in*) [*fossilis*, dug up]. A trade-name for a product resembling vaselin.

**Fossula** (*fos'-su-lah*) [dim. of *fossa*, a ditch: *pl.*, *Fossule*]. 1. In biology, a small fossa. 2. Any one of the numerous slight depressions on the surface of the cerebrum. **F. olfactoriæ**, the olfactory depressions of *acraspede medusæ*.

**Fothergill's Disease, or Faceache**. See *Diseases, Table of*. **F.'s Sore-throat**, a synonym of the anginoid variety of scarlet fever (*Scarlatina anginosa*).

**Foubert's Test**. See *Death*.

**Foudroyancy** (*foo-droi'-an-se*) [Fr.]. The property of being foudroyant.

**Foudroyant** (*foo-droi'-ant*) [Fr.]. Sudden and overwhelming; fulminant; fulgurant.

**Foul** (*fovl*) [ME., *foul*, foul]. Filthy; offensive; disgusting. **F.-in-the-foot**. See *F.-rot*. **F.-rot**, an inflammatory disease of the hoofs of cattle; it is attended with suppuration.

**Foulage** (*foo-lahzh'*) [Fr., "fulling, or pressing"]. In massage, a form of manipulation of the tissues. See *Fulling*.

**Foulbrood** (*fovl'-brood*). A contagious zymotic disease of the honey-bee and its larva, due to the presence of the *Bacillus alvei*. See *Bacteria, Synonymatic, Table of*.

**Foullioy's Operation**. See *Operations, Table of*.

**Founder** (*fovn'-der*) [*fundere*, to pour]. Laminitis (*q. v.*) of the horse's fore-feet, with the accompanying disorders of related parts. **F., Chest**, founder in a horse, marked or accompanied by atrophy of the chest-muscles.

**Foundling** (*found'-ling*) [Ger., *finden*, found]. An abandoned infant.

**Four** (*for*) [ME., *feowur*, four]. Twice two. **F.-drug Ointment**. See *Basilicon Ointment*. **F. Masters**, Suture of the foot. See *Suture*. **F.-tailed Bandage**. See *Bandage*.

**Fourchet**, or **Fourchette** (*foor-shet'*) [Fr., a fork]. 1. A fold of mucous membrane at the posterior junction of the labia majora. 2. A forked instrument used in division of the frenum linguae.

**Fournier's Method.** See *Treatment, Methods of*.

**Fovea** (*fo-ve'-ah*) [*fovea*, a small pit]. Applied to many depressions in the body or its organs, but more particularly to the *fovea centralis retinae*, a little pit in the *macula lutea* opposite the visual axis, the spot of distinctest vision, where the retinal cones are massed together and the rods and some other parts are absent. It is opposite the center of the cornea. **F. hemielliptica**, recessus ellipticus; **sinus semiovalis**; a small fossa on the inner wall of the labyrinth, between the *fovea hemispherica* and the orifices of the semicircular canals. **F. hemispherica**, recessus sphericus; a depression in the forepart of the inner wall of the labyrinth.

**Foveate** (*fo'-ve-āt*) [*fovea*, a small pit]. In biology, deeply pitted.

**Foveola** (*fo-ve'-o-lah*) [dim. of *fovea*, a small pit]. 1. A small pit or depression. 2. The depression at the summit of each papilla of the kidney. **F. coccygea**, a slight depression—a congenital defect—a little above the anus and at the apex of the coccyx. It is due to imperfect development. **F. inguinalis**, a somewhat funnel-shaped depression in the external inguinal fossa. It is open in fetal life, and is the abdominal end of the inguinal canal, through which the testis descended. **F. radialis**. See *Anatomist's Snuffbox*.

**Fovilla** (*fo-vil'-ah*) [*fovere*, to warm, to cherish: *pl., Foville*]. In biology, the protoplasmic contents of a pollen-grain.

**Fowler's Method.** A method of estimating the amount of urea in the urine. It consists in mixing one volume of the urine with seven volumes of liquor sodæ chloratæ (U. S. P.) and comparing the specific gravity before and after effervescence. See *Urea*. **F.'s Solution**. See *Arsenic*.

**Fox's Apparatus.** An apparatus for treating fracture of the clavicle. It consists of a pad in the axilla with a suspensory apparatus from the opposite shoulder.

**Fox-glove** (*foks'-gluv*). See *Digitalis*.

**Foxination** (*foks-in'-ah-shun*). See *Hypnotism*.

**Fractional** (*frak'-shun-at*) [*fractio*, a breaking]. Pertaining to fractions. **F. Cultivation**, the isolation of one variety of microorganism from a mixture of several, in order to study or cultivate it. This is done by attenuation of the medium so that a drop will probably contain but one organism. Distilled water was first used as the attenuating medium, but gelatinized media are now used. Brefeld and Nägeli suggested the procedure, and Lister isolated the first microbe, the *Bacillus lacticus* of Cohn. **F. Distillation**. See *Distillation*.

**Fractionation** (*frak-shun-at'-shun*) [*fractio*, a breaking]. Chemic separation by successive operations.

**Fractura** (*frak-tür'-ah*) [L.]. A fracture. **F. dentis**, fracture of a tooth.

**Fracture** (*frak'-tür*) [*fractura*; *frangere*, to break]. The breaking of a bone, either by external force, or by the action of the muscles of the body. Applied also to the breaking of a cartilage. **F., Barton's**, an oblique fracture of the lower end of the radius, beginning on the articulating surface. **F.-bed**, a doubly-inclined plane used in the treatment of fractures of the hip. **F.-box**, a long box with no ends or cover, used in the immobilization of fractured bones. **F., Capillary**, consisting of only a fine crack or fissure. **F., Commi-nuted**, with shattering of the bone. **F., Colles'**, one of the lower end of the radius with displacement back-

ward. **F., Complete**, entirely through the bone. **F.,**



COMMINUTED FRACTURE OF CLAVICLE. (Moullin.)

**Complicated**, with injury of adjacent parts. **F., Compound**, with a communicating wound of the skin. **F., Depressed**, with depression of the fractured part below the normal level, as in fracture of the skull. **F., Double**, one bone is fractured in two places. **F., Dupuytren's**, fracture of the fibula, with retraction and displacement outward, and with laceration of the ligaments of the foot. **F., Epiphyseal**, with separation of the epiphysis of a bone. **F., Greenstick**, one



GREENSTICK FRACTURE OF THE RADIUS. (Moullin.)

side of the bone is broken, the other bent. **F., Im-pacted**, with forcible compression of the fragments into each other. **F., Moore's**, fracture of the lower end of the radius, with laceration of the internal lateral ligament and detachment of the triangular interarticular cartilage, which allows of the dislocation of the head of the ulna and the imprisonment of the styloid process under the annular ligaments. **F., Pott's**, same as *F., Dupuytren's*, but without laceration of the inferior tibio-fibular ligaments. **F., Shepherd's**, a fracture of the astragalus, the outer projecting edge being detached. **F., Simple**, without rupture of the overlying skin or mucous membrane. **F., Smith's**, fracture of the lower end of the radius, from a quarter of an inch to an inch from the articular surface. **F., Spontaneous**, with but a slight force to cause it, as when there is disease of the bone.

**Frænulum** (*fren'-u-lum*). See *Frenulum*.

**Frænum** (*fren'-um*). See *Frenum*.

**Fragilitas** (*fraj-il'-it-as*) [L.]. Brittleness. In physiology, a want of flexile strength. **F. crinium**, an atrophic condition of the hair in which the individual hairs split into numerous fibrille, the cleavage in many cases being recognizable as far as to the roots, the fibrils often curling in several turns away from the axis of the shaft. **F. ossium**, abnormal brittleness of the bones.

**Fragmentation** (*frag-men-tal'-shun*) [*fragmentum*, a piece]. The subdivision into fragments; the separation of certain forms of bacilli, or other microorganisms, into joints which become new individuals; the division or segmentation of a cell. **F. of Calculi**, **Spontaneous**, the exfoliation and breaking up of a calculus by the action of the uric acid or other morbid products in the bladder.

**Frambesia** (*fram-be'-ze-ah*) [*frambasia*, raspberry]. Yaws; Pian; Amboyna Button; Parangi; Coco; Endemic Verrugas. A tropical contagious disease of the skin, of long duration, characterized by dirty or bright-red raspberry-like tubercles, appearing usually on the face, toes, and genital organs. It is most frequent in young colored people.

**Frambesial** (*fram-be'-ze-al*) [*frambasia*, a raspberry]. Resembling, or pertaining to frambesia.

**Frambesioid** (*fram-be'-ze-oid*) [*frambasia*, a raspberry; *eidōs*, likeness]. Resembling frambesia, or one of its tubercles.



**Franchimont's Test.** See *Tests, Table of*.

**Francis' Test.** See *Tests, Table of*.

**Francisceae** (*fran-sis'-e-ah*). See *Manaca*.

**Franck's Pill.** A purgative pill containing aloes 4, rhubarb 2, syrup of absinthe, *q. s.*

**Franco's Operations.** See *Operations, Table of*.

**Frangible** (*fran'-jib-l*) [*frangere*, to break]. Liable to fracture; breakable.

**Frangula** (*frang'-gu-lah*) [origin uncertain]. The bark (one year old) of *Rhamnus frangula*, or alder buckthorn. The fresh bark is a violent irritant; the old bark is a non-irritant purgative much used in the constipation of pregnancy. **Ext.** Rhamni Frang. (B. P.). Dose gr. xv–3j. **F.**, **Ext.**, **Fld.** Dose 3ss–ij. **Ext.** Rham. Frang. Liq. (B. P.). Dose 5j–iv.

**Frangulin** (*frang'-gu-lin*) [origin uncertain],  $C_{20}H_{20}O_{10}$ . Rhamnoxanthin; a lemon-yellow, crystalline, odorless, and tasteless glucosid found in *Buckthorn*.

**Frank** [ME., *frank*, open]. Of a benign or favorable tendency; as a *frank* inflammation; sometimes also applied to remedies, in a similar sense.

**Frank's Operation.** See *Operations, Table of*.

**Fränkel's Apparatus.** A pneumatic apparatus. **F.'s** **Pneumobacillus.** See *Bacteria, Synonymatic Table*.

**Frankenhäuser, Ganglion of.** See *Ganglia, Table of*. **F.'s Micrococcus.** The micrococcus of pernicious anemia. See *Bacteria, Synonymatic Table of*.

**Frankenia** (*frang-ke'-ne-ah*) [after Johann Franke]. A genus of heath-like herbs and undershrubs. **F. grandiflora**, of California, called *Yerba rheuma*, is astringent, and is a popular remedy for nasal, urethral and vaginal catarrhs. **F. portulacifolia**, of St. Helena, has been used as a substitute for tea. Other species of the genus are aromatic and stimulant. Unof.

**Frankfort Black.** See *Pigments, Conspectus of*. **F. Plane.** See *Plane*.

**Frankincense** (*frang'-in-sens*) [*francum incensum*, pure incense]. A name given to a variety of resinous aromatic substances, especially the exudation of *Abies excelsa*; the term was originally, and properly, the same as *olibanum*. It is the concrete turpentine scraped off the trunks of *Pinus australis* and *P. teda*. It is used externally as a slight stimulant and is contained in *Emplastrum picis* (B. P.).

**Frankland's Artificial Human Milk.** A nutritious preparation made from cow's milk as follows:—Allow  $\frac{1}{2}$  of a pint of new milk to stand 12 hours; remove the cream, and mix it with  $\frac{2}{3}$  of a pint of perfectly fresh cow's milk. Take the milk from which the cream was removed, and put into it a piece of rennet about an inch square (fluid rennet may be employed). Keep the vessel containing it in a warm place, until the milk is fully curdled, an operation requiring from 5 to 15 minutes according to the activity of the rennet. Break up the curd repeatedly, and carefully separate the whole of the whey, which should then be rapidly heated to boiling in a small tin-pan placed over a spirit-lamp or gas-lamp. During the heating a further quantity of casein, technically called "fleetings," separates, and must be removed by straining through clean muslin. Now dissolve 110 grains of powdered sugar of milk in the hot whey, and mix it with  $\frac{2}{3}$  of a pint of new milk to which the cream from the other fluid has already been added. The artificial milk should be used within 12 hours of its preparation. **F.'s Method**, a method of estimating the quantity of organic matter present in water. The organic carbon is oxidized and obtained as  $CO_2$ , and the organic nitrogen is liberated in the free gaseous state and measured.

**Franklin** (*frangk'-lin*) [from Benjamin Franklin]. A unit of static or frictional electricity. **F. Spectacles.** See *Bifocal*.

**Franklinic** (*frangk'-lin'-ik*) [from B. Franklin]. Frictional. **F. Electricity**, static or frictional electricity. **Franklinism** (*frangk'-lin-izm*). Same as *Franklinization*.

**Franklinization** (*frangk'-lin-iz-a'-shun*) [after B. Franklin]. The therapeutic use of frictional or static electricity.

**Fraseria** (*fra'-zer-ah*). See *American Columbo*.

**Fraserin** (*fra'-zer-in*) [after John Fraser, an English botanist]. A precipitate from a tincture of the root of *Fraseria carolinensis*; it is atonic, stimulant, and mildly astringent. Dose 1 to 3 grains. Unof.

**Fraunhofer's Lines.** See *Absorption, and Lines Table*.

**Fraxin** (*fraks'-in*) [*fraxinus*, an ash-tree],  $C_{21}H_{22}O_{13}$ . A glucosid from the bark of certain species of ash (*Fraxinus excelsior*, etc.). It forms fine, white, four-sided prisms, of a bitter taste. It has been proposed as a remedy for gout, rheumatism, etc.

**Fraxinus** (*fraks-in'-us*) [L., "ash-tree."]. A genus of trees, order *Oleaceae*, to which the various species of the ash belong. **F. americana**, is useful in dysmenorrhea. A wine (*Vinum fraxini americana*, N. F.) is prepared from its inner bark. Dose, one fluidrachm. **F. excelsior**, of Europe, affords a medicinal bark, its leaves, and wood formerly being official. Chinese wax is collected from the branches of **F. chinensis**; and manna from **F. ornus** and **F. rotundifolia**.

**Freak** (*frek*) [ME., *freke*, bold]. A popular name for a deformed person.

**Freckles** (*frek'-lz*). See *Lentigo* and *Ephelides*.

**Freestone-hewers' Lung.** Synonym of *Pneumomoniosis*.

**Freezing** (*free'-ing*) [ME., *freezen*, to freeze]. The congelation of liquids, especially of water. **F.-fluids**, liquid preparations, with boric acid, syrupy or gummy in consistence, in which tissue-specimens are immersed prior to freezing and section-cutting. **F.-machine**, an apparatus for producing intense cold by the evaporation of condensed gases. **F.-microtome**, a microtome attached to a contrivance for freezing artificially the tissue to be sectionized. It is used with very soft tissues. **F.-mixture**, a mixture of salts which absorb heat in undergoing solution. **F.-point**, the temperature at which a liquid freezes.

**Frère, Micrococcus of.** See *Bacteria, Table of*.

**Fremitus** (*frem'-it-us*) [L., a murmur]. A tremor caused by the sympathetic vibration of some part or organ of the body in consonance with some other vibrating body. Also, a murmuring. **F., Friction**, the vibrations produced by the rubbing together of two dry surfaces of the pleura, and felt by the hand. It is met with frequently in dry pleurisy. **F., Rhonchal**, vibrations produced by the passage of air through a large bronchial tube containing mucus. It is most often felt in bronchitis. **F., Tactile**, the vibratory sensation conveyed to the hand applied to the chest of a speaking person. **F., Tussive**, the thrill felt when the hand is placed upon the chest while the patient coughs. **F., Vocal**. See *Vocal*.

**Fremontia** (*fre-mon'-she-ah*) [after John C. Fremont, an American explorer]. A genus of malvaceous shrubs. **F. californica**, Californian slippery elm, is not related botanically to the true elms, but its bark is used in the same way as that of the slippery elm.

**French** [*Francus*, a Frank]. Pertaining to France. **F. Blue.** See *Artificial Ultramarine* under *Pigments, Conspectus of*. **F. Crust**, or **F. Distemper**. Synonym of *Syphilis*. **F. Green**. Same as *Schweinfurt Green*. **F. Measles**. Synonym of *Rötheln*, *q. v.* **F. Method**, the manual method of instruction of deaf-mutes. **F. Mulberry**. See *Callicarpa*. **F. Pox**. Synonym of

- Syphilis*. **F. Purple**. Same as *Archil*. See *Pigments, Conspectus of*. **F. Red**. See *Pigments, Conspectus of*. **F. Spirit**, Brandy. **F. White**. Same as *White Lead*.
- Frenetic** (*fren-et'-ik*) [*Fr., frénétique*]. Relating to mental disorder.
- Freno-secretory** (*fren'-no-se-kre'-tor-e*) [*frenum*, bridle; *secretio*, a separation]. Exercising a restraining or inhibitory power over the secretions.
- Frenulum** (*fren'-u-lum*) [*dim., of frenum*, a bridle: *pl., Frenula*]. A small or minute frenum. The name given to the cephalic portion of the valvula of the mesencephalon. In biology, a strong elastic bristle on the upper edge and near the base of the secondary wing of butterflies and moths, which folds the secondaries when at rest; it serves to lock the wings together.
- Frenum** (*fren'-num*) [*L., a curb*]. A ligament, fold of integument, or other part, that checks or limits the movements of any organ. **F. dentis**, the socket of a tooth. **F. labiorum**, the fourchet or lower commissure of the *labia pudendi*. **F. linguæ**, the bridle of the tongue. **F., Macdowell's**, the accessory fibers strengthening anteriorly the intermuscular septum of the deep fascia of the arm attached to the great pectoral tendon. **F. of Penis**, the fold on the lower surface of the glans penis connecting it with the prepuce.
- Frenzy** (*fren'-ze*) [*ῥένησις; ῥήν, brain; mind*]. Extreme and violent mania. **F., Transitory**, a condition of impaired consciousness characterized by either an intense maniacal frenzy or a confused hallucinatory delirium, the duration of which does not exceed the period of a day or two.
- Frère Côme, Arsenical Paste of**. Arsenious acid and animal charcoal, each one part; mercuric sulphid, four parts; to be used only over a small area at a time. **F. C.'s Operation**. See *Operations Table*.
- Fresco Colors**. See *Pigments, Colors, and Dyestuffs*.
- Fret** [*ME., freten*, to eat up]. An abrasion; a chafing; herpes; tetter.
- Fretting** (*fret'-ing*) [*ME., freten*, to eat up]. A chafing. Synonym of *Tormina*.
- Fretum** (*fret'-tum*) [*L., a strait*]. A constriction. **F. of Haller**, in the fetal heart, the constriction between the auricles and the ventricles.
- Freund's Operations**. See *Operations, Table of*. **F.'s Test**. See *Tests, Table of*.
- Frey's White Mass**. A substance for injecting tissues. Precipitate from 125 to 185 c. c. of a cold, saturated, aqueous solution of barium chlorid by adding  $H_2SO_4$ , drop by drop. Allow the precipitate to settle for 24 hours, and decant the clear fluid. The remaining mucilaginous mass is mixed with an equal volume of strong gelatin solution.
- Friable** (*fri'-ab-l*) [*friare*, to rub]. Easily broken or crumbled.
- Friar's Balsam** (*fri'-arz bal'-sam*). A name given to the *Balsamum traumaticum*, N. F., and also to the very similar *Tinctura benzoini composita*, U. S. P. See *Benzoïn*, and *Wadé's Balsam*.
- Fricke's Operation**. See *Operations, Table of*.
- Friction** (*frik'-shun*) [*frictio; fricare*, to rub]. 1. The act of rubbing. The process, in medicine, called shampooing. Also the inunction of a medicinal substance by rubbing. 2. In massage, firm circular manipulations, always followed by centripetal strokings. Friction may be practised with the thumb, with the tips of the fingers, or with one hand. **F.-fremitus**. See *Fremitus*. **F.-sound**, the sound observed in auscultation, as a result of the rubbing together of adjacent parts, as of the pleural folds, the pericardium, or the peritoneum.
- Friedländer, Bacillus of**. See *Bacteria, Synonymatic Table of*. **F.'s Hematoxylin Solution**. See *Stains, Table of*. **F.'s Method**, a method of staining *Pneumonia-cocci*. See *Stains, Table of*. **F., Microbe of**. See *Bacteria, Synonymatic Table of*.
- Friedreich's Ataxia or Disease**. Hereditary Ataxia, or Hereditary Ataxic Paraplegia, or Postero-lateral Sclerosis, depending on combined posterior and lateral sclerosis of the cord, and differing from tabes and ataxic paraplegia in the early age of its appearance, its hereditary nature, and some other features. Also applied to *Paramyoclonus multiplex*. See *Diseases, Table of*. **F.'s Sign**. See *Signs and Symptoms, Table of*.
- Fright** (*frit*) [*ME., frist*, fright]. Sudden and extreme fear. **F.-neuroses**, Page's term for certain neuromimetic disorders following injury. This class of cases is generally considered under the name of "*traumatic hysteria*." Fright-neuroses are frequently encountered in males as the result of railway injuries.
- Frigorific** (*frig-or-if'-ik*) [*frigus*, cold; *facere*, to make]. 1. Producing extreme cold. 2. That which produces extreme cold. **F. Mixture**, *Arnott's Mixture*; a mixture used as a local anesthetic. It consists of two parts of ice, and one of salt. These are pulverized separately in a canvas or linen bag, and then thoroughly mixed and surrounded by a piece of gauze. As soon as the mixture begins to melt it should be placed over the part to be anesthetized.
- Fringe** (*frinj*) [*ME., fringe*, a fringe]. See *Fimbria*. **F.-tree**, the bark of the root of *Chionanthus virginica*, a mild diuretic, aperient, and reputed alternative. Dose of the fld. ext. ʒ ss-j. Unof. See *Chionanthus*.
- Frog** [*ME., frogge*, a frog]. 1. An amphibian of the family *Ranidae*. 2. In farriery, an elastic, horny substance that grows in the middle of the sole of a horse's foot, dividing it into two branches, and running toward the heel in the form of a fork. 3. A popular name for *Ranula*, q. v. It is also called *Frog-tongue*. **F., Cohnheim's**. See *Cohnheim*. **F.-face**, a facial deformity due to the growth of polypi or other tumors in the nasal cavities. A temporary condition of this kind may be due to orbital cellulitis or facial erysipelas. **F.-gait**, a peculiar hopping progression due to contractions of the flexors and adductors of the thighs, and to paralysis of the adductors. It is one of the results of infantile diplegia. **F.-headed**, the appellation given to anencephalic monsters, from their peculiar contour, which is due to the imperfect development of the orbits and the consequent apparent prominence of the eyes. **F.-spawn Matter**. See *Boiled-sago Matter*. **F.-tongue**. See *Frog*.
- Froissement** (*frwas-mon(g)*) [*Fr., bruising*]. In massage, a form of "*rough attouchement*," of the skin and superficial tissues. See *Attouchement*.
- Frôlement** (*fröl-mon(g)*) [*Fr.*]. A brushing; in massage, a succession of slow, backward-and-forward movements, as from a center to a periphery, and the reverse. It is done with the palmar surface of the fingers, or with the roullet.
- Fromage de Brie** (*fro-mahz du(r)-bre*). See *Cheese*.
- Frohmann's Lines**. See *Line*.
- Frond** (*frond*) [*frons*, a leafy branch]. In biology, a leaf-like expansion of certain invertebrates, especially such as resemble plants. A thallus, or organ in which the functions of leaf and stem are not fully differentiated.
- Frondescence** (*fron-des'-ens*) [*frondescere*, to put forth leaves]. In biology, the state of bursting into leaf. Cf. *Foliation*, and *Phyllody*.
- Frondose** (*fron'-dös*) [*frondosus*, leafy]. In biology,



having thin, expanded parts. Thalloid, or like a thallus.

**Frons** (*fronz*) [L.: *gen.*, *Frontis*]. The forehead.

**Front** (*frunt*) [*frons*, the forehead]. The forehead.

**F. Combination**. See *Combination*. **F.-tap** Contraction of Gowers. See *Contraction*, and *Reflexes*, *Table of*.

**Frontad** (*frun'-tad*) [*frons*, the forehead; *ad*, to]. Towards the frontal aspect.

**Frontadiform** (*frun'-tad'-if-orm*) [*frons*, front; *forma*, form]. In biology, having the body extended in the direction of the forehead.

**Frontal** (*frunt'-al*) [*frontalis*, of the forehead]. 1. Pertaining to the anterior part or aspect of an organ or body. 2. More often, belonging to the *frons* or forehead. **F. Bone**, the anterior bone of the skull and superior bone of the face. **F. Crest**. See *Crest*. **F. Eminence**. See *Eminence*. **F. Lobe**. See *Lobe*. **F. Section**. See *Section*. **F. Sinuses**, the cavities, one over each orbit, of the frontal bone. **F. Triangle**. See *Triangles*, *Table of*.

**Frontalis Muscle** (*fron'-ta'-lis*) [*frontalis*, of the forehead]. The frontal portion of the occipito-frontal muscle. See *Muscles*, *Table of*.

**Fronten** (*frun'-ten*) [*frons*, the forehead]. Belonging to the frontal bone in itself.

**Frontlet** (*frunt'-let*) [*frons*, the forehead]. In biology, applied to the forehead of a bird when distinguished by some peculiarity.

**Fronto-** (*frun'-to-*) [*frons*, the forehead]. A prefix denoting anterior position; or, more often, expressing a relation with the *frons*, or forehead. **F.-alveolar**, relating to the frontal and alveolar regions. **F.-ethmoid**, relating to the frontal and ethmoid bones. **F.-occipital**, relating to both forehead and occiput. **F.-triangle**. See *Triangle*. **F.-orbital**, relating to forehead and orbit.

**Frontodymia** (*frun'-to-dim'-e-ah*). Same as *Cephalopagus* and *Cephalodymia*.

**Frost** [old Danish, *froste*, frost]. In farriery, to sharpen the front and hind parts of a horse's shoes. **F.-bite**, injury to the skin or a part from extreme cold, resulting in inflammation and gangrene; pagoplexia. **F.-itch**, a name for *Prurigo hiemalis*. **F.-wort**. See *Helianthemum*.

**Frosted Feet** (*fros'-ted fet*). See *Chilblain*.

**Froth** [ME., *frotthe*, froth]. Foam, as from the mouth. **F., Bronchial**, that coming from the bronchial tubes, as in asthma.

**Frottage** (*frot'-ahzh'*) [Fr.]. A form of sexual perversion in which the orgasm is induced by simply rubbing against or toying with the clothing of women. An individual so afflicted is called a *frotteur*.

**Frotteur** (*fro-tair'*) [Fr.]. See *Frottage*.

**Frown** [ME., *frownen*, to scowl]. To scowl. A wrinkling of the brow.

**Frozen Attitude** (*fro'-zen at'-it-üd*). See *Attitude*.

**Fruticulose** (*fruk'-tik'-u-lös*) [*fruticulus*, dim. of *fructus*, fruit]. In biology, bearing much fruit.

**Fructification** (*fruk'-tif-ik'-a'-shun*) [*fructificare*, to bear fruit]. In biology, fecundation, fertilization, impregnation; the act of forming, or the production of fruit, of whatever sort.

**Fructose** (*fruk'-tös*) [*fructus*, fruit],  $C_6H_{12}O_6$ . Fruit-sugar, formerly called *levulose*; it is found in almost all sweet fruits. It is formed, together with grape-sugar, in the so-called *inversion*, or decomposition of cane-sugar, by boiling with acids or by the action of ferments. The mixture of the two is called *invert-sugar*. Fruit-sugar forms a thick syrup, which at  $100^{\circ}$  C. dries to a gummy, deliquescent mass. It may be crystallized in fine, silky needles, fusing at  $95^{\circ}$  C. It is more slowly

fermented by yeast than grape-sugar. It reduces an alkaline copper-solution in the same proportion as the latter. See also *Carbohydrates*, *Table of*.

**Fruchjahrkatarrh** [Ger.]. See *Ophthalmia*, *Spring*.

**Frugivorous** (*fru'-jiv'-or-us*) [*frux*, fruit; *vorare*, to devour]. Fruit-eating.

**Frühlingskatarrh** (*fre'-lings-kat-ar*) [Ger.]. See *Vernal Conjunctivitis* and *Ophthalmia*, *Spring*.

**Fruit** (*froot*) [*fructus*, fruit]. The developed ovary of a plant, and especially the succulent, fleshy parts gathered about the same. Also applied to the offspring of animals. **F.-sugar**. See *Sugar* and *Fructose*. **F.-dots**. See *Sorus*.

**Frumentaceous** (*fru-men'-ta'-she-us*) [*frumentum*, grain]. Belonging to or resembling grain.

**Frumentum** (*fru-men'-tum*) [L.]. Wheat or other grain. *Spiritus frumenti*, whisky. See *Spiritus*.

**Frutescent** (*fru-tes'-ent*) [*frutex*, a shrub]. In biology, somewhat shrubby.

**Frutex** (*fru'-teks*) [L. a shrub, a bush: *pl. Frutices*]. In biology, a shrub; a woody, perennial plant, generally having several stems and not exceeding twenty feet in height.

**Fruticose, or Fruticous** (*fru'-tik-ös, or -us*) [*frutex*, a shrub]. Shrubby.

**Fruticulose** (*fru-tik'-u-lös*) [*fruticulus*, dim. of *frutex*, a shrub]. In biology, resembling a small shrub.

**Fryer's Apparatus**. A transfusion apparatus made of a single piece of rubber with two bulbs. **F.'s Operation**. See *Operations*, *Table of*.

**Fuchsin** (*fook'-sin*) [after Leonhard Fuchs],  $C_{20}H_{19}N_3 \cdot HCl$ . Rosein, Magenta, Eosin, Anilin-red. The hydrochlorid of rosanilin, a lustrous, green, crystalline salt imparting an intense red to solutions. In large doses it produces violent emesis and purging. Injected into a vein it causes staggering and trembling. It is said to be efficient in reducing albuminuria. Dose gr.  $\frac{1}{2}$ -iv. See *Pigments*, *Conspectus of*. **F.-bodies**, the name given by Russel to certain bodies found in carcinomata to which he attributes the causation of the growths; he refers them to the sprouting fungi. Other observers find similar bodies which they hold to be *coccidia*, while others consider them as crystals of safranin or other pigments used in the preparation.

**Fuchsinophile** (*fook'-sin'-o-fil*) [*fuchsin*;  $\phi\iota\lambda\epsilon\iota\nu$ , to love]. Readily stained by fuchsin.

**Fuciphagous** (*fu-si'-ag-us*). Same as *Fucivorous*.

**Fucivorous** (*fu-siv'-or-us*) [*fucus*, a seaweed; *vorare*, to devour]. In biology, applied to such animals as the dugong, certain marine turtles, etc., that feed on sea-weeds.

**Fucus** (*fu'-kus*) [ $\phi\upsilon\kappa\omicron\varsigma$ , seaweed]. A genus of marine algæ, the rock-weeds. **F. vesiculosus**, bladder-wrack, sea-wrack; a marine alga abundant on the seashore; it is used as an alternative and tonic. It is employed in goiter and glandular enlargements, but mainly as an empiric remedy for the absorption of fatty tissue in obesity. An extract for such purpose is sold under the name of anti-fat. Dose of the solid extract, gr. x; of the fluid extract, ʒj-ij. Unof.

**Fuel** (*fu'-el*) [ME., *fuel*, a wood-yard]. Combustible matter. **F.-gas**, natural gas mixed with air, used largely for manufacturing purposes as a substitute for solid fuel. Artificial gas, of the water-gas type, not enriched with hydrocarbons for rendering it illuminant, is also sold as fuel-gas.

**Fugacious** (*fu-ga'-shus*) [*fugere*, to flee]. In biology, falling off, or fading early; fleeting; fugitive.

**Fugitive Color** (*fu'-jit-iv kul'-or*). See *Pigments*, *Colors*, and *Dye-stuffs*.

**Fulgurant** (*ful'-ju-rant*) [*fulgurare*, to flash; *fulgur*, lightning]. Severe and terrific; as fulgurant pains.

**Fulguration** (*ful-ju-ra'-shun*) [*fulguratio*, a stroke of lightning]. 1. Lightning-stroke. 2. A sensation of swiftly darting pains.

**Fuliginous** (*fu-lij'-in-us*) [*fuliginosus*, full of soot]. Smoke-like; very dark; soot-colored; applied to lips that are covered with dry, black crusts, as a "fuliginous coating."

**Fuligo** (*fu-li'-go*) [L.]. Soot; sordes. **F. ligni**, the soot of a wood-fire; ointments and tinctures of it are popularly esteemed. It is a good disinfectant. **F. kali**, a preparation of soot boiled in caustic potash, and used in skin-diseases. Cf. *Anthrakokali*.

**Full** [ME., *ful*, full]. 1. Replete; filled. 2. Intoxicated. 3. Entire. **F. Bath**. See *Bath*.

**Fullers' Earth** (*ful'-erz urth*). A siliceous non-fictile clay, used in the fulling of cloth, on account of its soapy quality; it was formerly used as an absorbent, like bole.

**Fuller's Lotion**. A lotion for rheumatic joints, composed of carbonate of soda, 6 drams; laudanum, 1 ounce; glycerin, 2 ounces, and water, 9 ounces. Saturate hot cloths with this and apply. **F.'s Pill**, a purgative pill, containing aloes, senna, asafetida, galbanum, myrrh, sulphate of iron, saffron, mace, oil of amber, honey, and alcohol.

**Fulling** (*ful'-ing*) [ME., *fullynge*, fulling]. In massage, a valuable method of kneading, named from the motion used by fullers in rubbing linen between their hands. It consists in holding the limb between the palms of both hands, with the fingers fully extended, and making a rapid to-and-fro movement with each, the result being that the limb is rolled back and forth between the hands.

**Fulmar Oil** (*ful'-mar*) [ME., *fulmar*]. Oil cast up from the stomach of the fulmar (*Procellaria glacialis*), a sea bird of the N. Atlantic. It has the general qualities of cod-liver oil.

**Fulminant, or Fulminating** (*ful'-min-ant*, or *ful'-min-a-ting*) [*fulminare*, to lighten]. Sudden, severe, and rapid in course; as fulminant glaucoma. Same as *Foudroyant*, *q. v.*

**Fulminate** (*ful'-min-āt*) [*fulmen*, lightning]. A compound of fulminic acid with a base, usually silver, gold, or mercury, characterized by highly explosive qualities.

**Fulminating** (*ful'-min-a-ting*). See *Fulminant*.

**Fulvous** (*ful'-vus*) [*fulvus*, deep-yellow, tawny, flame-colored]. Having a tawny-yellow color.

**Fumaria** (*fu-ma'-re-ah*). See *Fumitory*.

**Fumarin** (*fu'-mar-in*) [*fumus*, smoke]. An alkaloid from *Fumaria officinalis*; recommended as strongly antipyretic. Unof.

**Fumigation** (*fu-mig-a'-shun*) [*fumigare*, to smoke]. Disinfection by exposure to the fumes of a vaporized disinfectant.

**Fumitory** (*fu'-mit-or-e*) [*fumus*, smoke; *terra*, earth]. The plants *Fumaria officinalis*, and *F. bulbosa*, herbs native to Europe: formerly esteemed as polychrest remedies, but now neglected; they are actively deobstruent and antifebrile. Unof.

**Fumus** (*fu'-mus*) [*fumus*, smoke]. In biology, smoke-colored; fuliginous.

**Fumus** (*fu'-mus*) [L.]. Smoke. **F. terre**, old name for *Fumitory*.

**Function** (*fun-gk'-shun*) [*fungi*, to perform]. The normal or special action of a tissue, organ, or part of the body.

**Functional** (*fun-gk'-shun-al*) [*fungi*, to perform]. Pertaining to the special action of an organ, whether physiologic or pathologic. **F. Disease**, one without appreciable organic alterations. **F. Spasm**, a term applied to any of the so-called Fatigue-diseases.

**Functionalization** (*fun-k'-shun-al-iz-a'-shun*) [*functio*, a function]. Restoration of a lost or diseased function.

**Fundal** (*fun'-dal*) [*fundus*, the bottom]. Relating to a fundus.

**Fundament** (*fun'-dam-ent*) [*fundamentum*: *fundus*, bottom]. 1. The foundation or base of a thing. 2. In embryology, the rudiment. 3. The anus.

**Fundamental** (*fun-dam-ent'-al*) [*fundamentum*: *fundus*, bottom]. Pertaining to the foundation. **F.**

**Tissue**, in biology, unspecialized parenchyma; those tissues of a plant through which the fibro-vascular bundles are distributed.

**Fundus** (*fun'-dus*) [*fundus*, the bottom]. The base of an organ. **F. Glands**, microscopic tubular glands of the cardiac portion of the gastric mucous membrane. **F. oculi**, the posterior and interior portion of the eye seen by the ophthalmoscope, comprising chiefly the retina, papilla, retinal vessels, etc. **F. uteri**, the part of the womb remotest from the cervix, and situated cephalad from the outlets of the oviducts. **F. vesicæ**, the basis, floor, or *bas fond* of the urinary bladder.

**Fungate** (*fung'-gāt*) [*fungus*, a toadstool]. To grow up with a fungous form or appearance. Also to grow rapidly like a fungus (applied to certain pathologic growths).

**Fungi** (*fun'-ji*). See *Fungus*.

**Fungicide** (*fun'-jis-id*) [*fungus*, a toadstool; *cædere*, to kill]. 1. Destructive to fungi; bactericide. 2. An agent that destroys fungi or bacteria.

**Fungiform** (*fun'-jif-orm*) [*fungus*, a mushroom; *forma*, form]. Having the form of a mushroom. **F. Papillæ**, elevations upon the middle and back part of the tongue.

**Fungin** (*fun'-jin*) [*fungus*, a toadstool]. A peculiar principle found in most of the fungi. It is a whitish, soft, insipid, fleshy substance, insoluble in water, alcohol, ether, or weak  $H_2SO_4$ , soluble in heated hydrochloric acid.

**Fungoid** (*fung'-goid*) [*fungus*, a toadstool; *εἶδος*, likeness]. Resembling a fungus; fungous.

**Fungosity** (*fung-gos'-it-e*) [*fungus*, a toadstool]. A fungous growth; the quality of being fungous.

**Fungous** (*fung'-gus*) [*fungus*, a toadstool]. Having the appearance or qualities of a fungus; excrescent, soft and swiftly-growing. **F. Endometritis**. See *Endometritis*.

**Fungus** (*fung'-gus*) [*fungus*, a toadstool: *pl.*, *Fungi*]. 1. An order of plants without stems, leaves or roots, consisting of juxtaposed cells, without chlorophyll. They reproduce by spores. The chief classes are the *Hymenomycetes*, *Basidiomycetes*, *Ascomycetes*, *Schizomycetes*, and *Oömycetes*. 2. A spongy, morbid excrescence, as proud-flesh. **F. of Brain**, hernia cerebri. **F. of Dura Mater**, a tumor of the skull, of malignant nature, originating in the layers of osteal cells. **F. Foot**. See *Foot*. **F. hæmatodes**, a bleeding tumor, generally a soft cancer.

**Funic** (*fu'-nik*) [*funis*, a rope]. Pertaining to the funiculus or umbilical cord.

**Funicular** (*fu-nik'-u-lar*) [*funis*, a rope]. Relating to the funiculus. **F. Souffle**, a hissing sound synchronous with that of the fetal heart, heard in auscultating the pregnant abdomen. It is heard in only from 14 to 15 per cent. of cases, and is referable to the umbilical cord.

**Funiculitis** (*fu-nik-u-lī'-tis*) [*funiculus*, the spermatic cord; *itis*, inflammation]. Inflammation of the spermatic cord.

**Funiculus** (*fu-nik'-u-lus*) [L., a cord; dim. of *funis*, a rope]. 1. In biology, applied to various cord-like structures, as the spermatic cord, the umbilical



cord of mammals or its analogue in lower animals, the ultimate nerve-bundles, the attachment of the base of the stomach of a polyp with the bottom of its cell, the slender part of the clubbed antenna of an insect, the stalk of an ovule or seed, etc.

2. A bundle of nerve-fibers in a sheath of perineurium.

3. A name, variously qualified, for the different columns of the spinal cord and oblongata; as the *F. cuneatus*, *F. gracilis*, *F. of Rolando*, *F. teres*. *F. cuneatus*. See *Column of Burdach*. *F. gracilis*. See *Column of Goll*.

**Funiform** (*fu'-nif-orm*) [*funis*, rope; *forma*, shape]. In biology, resembling a rope or cord.

**Funis** (*fu'-nis*) [L.]. A cord; applied to the umbilical cord.

**Funnel** (*fun'-el*) [Old Fr., *fonel*]. 1. A wide-mouthed, conic vessel ending in a tube, designed to aid in the speedy and safe transfer of liquids from one vessel to another. It is also used as a support for paper-filters.

2. An infundibulum. **F. Mitral**, a condition of the mitral valve in mitral stenosis in which the left auricle and the valve-structures are transformed into a hollow cone. This condition is also called *Button-hole Mitral*.

**F. Muscular**, the funnel-shaped space bounded by the four straight muscles of the eye; its apex is at the optic foramen, the eyeball forms its base, and along its axis runs the optic nerve. **F.-shaped Pelvis**, a congenital deformity of the pelvis, in which it retains its fetal or funnel shape. **F. Vascular**, the light-hued depression at the center of the disc of the retina; if exaggerated, it forms a so-called physiologic cup.

**Funny Bone** (*fun'-e bon*). The internal condyle of the humerus. Being crossed superficially by the ulnar nerve, blows upon it give an unpleasant sensation to the hand; whence the name.

**Fur** [ME., *furwe*, fur]. A coating of morbid matters, including an increased amount of epithelium, seen upon the tongue in various conditions of disease.

**Furan** (*fu'-an*) [*furfur*, bran],  $C_4H_4O$ . Furfuran; tetrol; a product of the destructive distillation of pine-wood; it is also produced synthetically by the distillation of pyromucic acid. It is a liquid, insoluble in water, with a peculiar odor, and boiling at  $32^\circ C$ . It yields bluish-violet dyestuffs with isatin and sulphuric acid, and violet-red with phenanthraquinone.

**Fürbringer's Method**. A method of cleansing the hands and nails of operators. The hands and forearms having been thoroughly cleansed by scrubbing with soap and warm water and the nails carefully cleansed, the hands and forearms are dipped for at least a minute in absolute alcohol, then immediately into warm bichlorid of mercury solution (1:1000) and well scrubbed with a nail-brush, the nails receiving particular attention.

**Furca** (*fu'-kah*) [L., a fork]. A fork. **F. orbitalis**, the orbital fork; one of the earliest signs of the orbit seen in the embryo; it is a mere trace of bifurcated bony tissue.

**Furcate** (*fu'-kāt*) [*furca*, a fork]. In biology, forked; divided into two equal branches.

**Furcula** (*fu'-ku-lah*) [L., dim. of *furca*, a fork]. In biology, applied to various forked structures, as the united clavicles (wish-bone or merry-thought) of a bird, or the bifid processes of certain insects.

**Furfur** (*fu'-fur*) [L.]. Dandruff or perigo; scurf; the bran of flour. **F. Microsporon**. See *Tinea versicolor*.

**Furfuraceous** (*fu'-fur-əd'-she-us*) [*furfur*, bran]. Resembling bran. Applied also to dandruff-covered skin.

**Furfuran** (*fu'-fu-ran*). See *Furan*.

**Furfurin** (*fu'-fu-rin*) [*furfur*, bran],  $C_{15}H_{12}N_2O_3$ . A basic crystalline principle derivable from furfural; it has been proposed as an antipyretic and tonic remedy.

**Furfural** (*fu'-fu-rol*) [*furfur*, bran; *oleum*, oil],  $C_5H_4O_2$ . The aldehyd of furfuryl alcohol is produced in the distillation of bran with dilute  $H_2SO_4$ , or of sugar, etc. It is also derived from arabinose or xylose and occurs in the decomposition-products of albuminoid bodies, as meat, cheese, urine, etc. With phenylhydrazin it forms a nearly insoluble compound, *furfural hydrazone*. It is a colorless volatile oil, with an aromatic odor. Its specific gravity at  $130^\circ C$  is 1.163. It boils at  $162^\circ C$ . It combines with dimethylanilin to form a green dye-stuff, corresponding to malachite green. It exists in certain new whiskies; but as the spirit becomes older the furfural gradually disappears.

**Furibund** (*fu'-re-bund*) [*furibundus*, raging]. Raging; maniacal (applied to certain insane patients).

**Furor** (*fu'-ror*) [L.]. Madness; fury; a maniacal attack. **F. genitalis**. Same as *Erotomania*. **F. epilepticus**, epileptic insanity. **F. transitorius**. See *Mania*, *Transitory*. **F. uterinus**. See *Nymphomania*.

**Furred** (*furd*) [ME., *furwe*, fur]. Having an abnormal coating of granular or epithelial scales and other matter; as a furred tongue.

**Furrow** (*fu'-o*) [ME., *furwe*, a groove]. A groove or trench. **F. Auriculo-ventricular**, the great transverse groove separating the auricles of the heart from the ventricles. **F. Digital**, one of the transverse lines or furrows on the palmar surface of the fingers. **F. Genital**, a groove appearing on the genital tubercle of the fetus at the end of the second month. **F. Interventricular**, two longitudinal grooves separating the two ventricles of the heart. **F. Jadelot's**. See *Jadelot's Lines*, or *Furrows*.

**Furrowing** (*fu'-o-ing*) [ME., *furwe*, a groove]. In biology, the process of segmentation of the yolk of an egg in some animals, as *Amphibia*.

**Furuncle** (*fu'-rung-kl*). See *Furunculus*.

**Furunculosis** (*fu-rung-ku-lo'-sis*) [*furunculus*, a boil]. The morbid condition that is associated with the production of furuncles.

**Furunculous** (*fu-rung'-ku-lus*) [*furunculus*, a boil]. Characterized by a continuous production of furuncles.

**Furunculus** (*fu-rung'-ku-lus*) [L.]. A boil. A local inflammatory affection, commonly involving a skin-gland or hair-follicle, ending in necrosis and central suppuration of adjacent parts. It begins with painful induration, followed by swelling, finally suppurating and sloughing at the "core." **F. orientalis**, Oriental Boil, Aleppo Boil, Delhi Boil, Biscara Button, Gafsa Button, Kandahar Sore, Pendjeh Sore, Natal Sore. A local disease, marked by the successive formation of papule, tubercle, scab, and sharply circumscribed ulcer on the face, especially the cheeks and angle of the mouth. It is common along the shores of the Mediterranean Sea.

**Fuscescent** (*fus-es'-ent*) [*fuscus*, dusky]. In biology, of a dark-brownish tinge.

**Fuscin** (*fus'-in*) [*fuscus*, dark]. Retinal melanin. A pigment found as minute granules imbedded in the cell-substance and processes of the retinal epithelium.

**Fuscoferruginous** (*fus-ko-fer-oo'-jin-us*) [*fuscus*, dark; *ferruginous*, rusty]. Brownish; rust-colored.

**Fuscotestaceous** (*fus-ko-tes-ta'-she-us*) [*fuscus*, dark, dusky; *testaceous*, brick-colored]. Dull reddish-brown.

**Fuscous** (*fus'-kus*) [*fuscus*, dusky]. Grayish-brown.

**Fusel Oil** (*fu'-zel*). See *Alcohol*.

**Fusible** (*fu'-zib-l*) [*fusus*, melted]. That which may be fused or melted. **F. Calculus**. See *Calculus*.

**Fusiform** (*fu'-sif-orm*) [*fusus*, a spindle; *forma*, shape]. Spindle-shaped; larger in the middle and diminishing in diameter toward either end; applied to cells, fibers, etc.

**Fusion** (*fus'-zhun*) [*fusio*; *fundere*, to pour out]. The process of liquefying a solid by the agency of heat.  
**Fuso-cellular** (*fus'-so-sel'-u-lar*) [*fusus*, a spindle; *cella*, a cell]. Spindle-celled; as a fuso-cellular sarcoma.  
**Fustic** (*fus'-tik*) [*Fr.*, *fustoc*]. A yellow dye-stuff, the wood of *Cholorophora tinctoria*, an urticaceous tree of tropical America. The wood of *Rhus cotinus*, or Venetian sumach, is called *young fustic*.

**Fustigation** (*fus-tig-a'-shun*) [*fustigare*, to beat]. Flagellation. **F., Electric**, an application of electricity in which the surface of the body is rapidly tapped with the electrodes of an induced current.  
**Fustin** (*fus'-tin*) [*fustus*, a knotted stick],  $C_{15}H_{10}O_6$ . A yellow crystalline coloring-matter obtained from *Rhus cotinus*. See *Pigments*, *Conspectus of*.  
**Fuzzball** (*fus'-bawl*). See *Bovista*.

## G.

**G.** Abbreviation of *gram*.

**Gabbett's Method.** A method of detecting tubercle-bacilli in cover-glass preparations. See *Stains*, *Table of*.  
**Gabian** (*ga'-be-an*) [*Fr.*]. A variety of naphtha or petroleum from Gabian, a town of France, in Hé-rault; oleum gabianum.

**Gaboon Chocolate** (*gab-oon' chok'-o-let*). See *Iba*.

**Gad-fly** (*gad'-fli*) [*gad*, a goad; *ME.*, *flye*, a fly]. A dipterous insect belonging to the genus *Tabanus*. Also applied to flies of the genus *Æstris*.

**Gadinin** (*gad'-in-in*) [from *Gadus callarias*, haddock],  $C_5H_{11}NO_2$ . A ptomaine obtained from decomposing haddock, and also from cultures of the bacteria of human feces. It acts as a decided poison when given in large doses.

**Gaduin** (*gad'-u-in*) [*gadus*, the codfish],  $C_{35}H_{46}O_9$ . A fatty principle occurring in cod-liver oil; it is a dark-brown, brittle substance.

**Gadus** (*ga'-dus*) [*γάδος*, the whiting]. A genus of fish. **G. morrhua**, the cod; a fish from the livers of which cod-liver oil is obtained. See *Morrhua*.

**Gæophagia** (*je-o-fa'-je-ah*). See *Geophagy*.

**Gaertner, Ducts of.** See *Duct*.

**Gafky's Method.** A method of staining the bacillus of typhoid fever. See *Stains*, *Table of*.

**Gafsa Button** (*gaf'-sah but'-n*). See *Furunculus orientalis*.

**Gag** [*gaggen*, to suffocate]. An instrument, generally made of flexible rubber, placed between the teeth to prevent closure of the jaws during the administration of nitrous oxid gas, or in operations on the mouth.

**Gage's Solution.** See *Stains*, *Table of*.

**Gaiac** (*ga'-yak*). Same as *Guaiacum*.

**Gaillard's Suture.** See *Suture*.

**Gait** (*gāt*) [*AS.*]. The manner of progression by walking. The peculiarities of the gait may assume great diagnostic importance in cases of central nervous disorder. **G., Cerebellar**, a gait in which the feet are widely spread apart for support, and associated with a staggering movement. It is due to disease, usually tumor, of the middle lobe of the cerebellum. **G., Equine**, a gait in which the foot hangs down and cannot be moved, progression being accomplished by flexing the thigh on the abdomen. It is seen in peroneal paralysis. **G., Frog**, the characteristic hopping-gait of infantile paralysis.

**Gal.** Abbreviation of *gallon*.

**Galactacrasia** (*gal-ak-tak-ra'-ze-ah*) [*γάλα*, milk; *ἀ-*, priv.; *κράσις*, mixture]. Defect or abnormality in the composition of the milk.

**Galactæmia** (*gal-ak-te'-me-ah*). See *Galacthemia*.

**Galactagogue** (*gal-ak'-tag-og*) [*γάλα*, milk; *ἀγωγός*, leading]. 1. Inducing the secretion of milk. 2. An

agent that increases the secretion of milk in the breast.

**Galactangioleucitis** (*gal-ak-tan-je-o-lu-si'-tis*) [*γάλα*, milk; *ἀγγεῖον*, vessel; *λευκός*, white]. Lymphangitis associated with lactation.

**Galactapostema** (*gal-ak-tap-os-te'-mah*) [*γάλα*, milk; *ἀπόστημα*, abscess; *pl.*, *Galactapostemata*]. Milk-abscess; mammary abscess associated with lactation.

**Galactedema** (*gal-ak-te-de'-mah*) [*γάλα*, milk; *οίδημα*, a swelling]. Swelling of the mamma due to accumulation of milk within it.

**Galacthemia** (*gal-ak-the'-me-ah*) [*γάλα*, milk; *αἷμα*, blood]. 1. A milky state or appearance of the blood. 2. Bloody milk, or the giving of bloody milk.

**Galactia** (*gal-ak'-te-ah*) [*γάλα*, milk]. A genus of diseases, according to Good's Nosology, embracing defective or abnormal secretion of milk. **G. virorum**, the secretion of milk by the male.

**Galactic** (*gal-ak'-tik*) [*γαλακτικός*, milky]. Relating to or promoting the flow of milk.

**Galactidrosis** (*gal-ak-tid-ro'-sis*) [*γάλα*, milk; *ιδρώς*, sweat]. The sweating of a milk-like fluid.

**Galactin** (*gal-ak'-tin*) [*γάλα*, milk]. 1. Same as *Lactose*.

2. An amorphous alkaloid or base, reported to be obtainable from milk. 3. A wax obtained from the sap of the S. American cow-tree, *Galactodendron utile*; it is used locally in candle-making. 4.  $C_5H_{10}O_5$ , a carbohydrate from the seeds of leguminous plants.

**Galactirrhæa** (*gal-ak-ter-e'-ah*). See *Galactorrhæa*.

**Galactoblast** (*gal-ak'-to-blast*) [*γάλα*, milk; *βλαστός*, a germ]. A peculiar fat-containing globule found in the acini of the mammary gland.

**Galactocèle** (*gal-ak'-to-sel*) [*γάλα*, milk; *κῆλη*, tumor].

1. A cystic tumor of the female breast due to a collection of milk and resulting from closure of a milk-duct. 2. Hydrocele with milky contents.

**Galactodendron** (*gal-ak-to-den'-dron*) [*γάλα*, milk; *δένδρον*, a tree]. The cow-tree. See *Brosimum*.

**Galactoglycosuria** (*gal-ak-to-gli-ko-su'-re-ah*) [*γάλα*, milk; *γλυκός*, sweet; *οὔρον*, urine]. Glycosuria dependent upon lactation.

**Galactoid** (*gal-ak'-toid*) [*γάλα*, milk; *εἶδος*, form]. Resembling milk.

**Galactoma** (*gal-ak-to'-mah*) [*γάλα*, milk; *δμα*, a tumor; *pl.*, *Galactomata*]. Same as *Galactocèle*.

**Galactometer** (*gal-ak-tom'-et-er*). See *Lactometer*.

**Galactoncus** (*gal-ak-tong'-kus*) [*γάλα*, milk; *ὄγκος*, a swelling]. Same as *Galactocèle*.

**Galactonic Acid** (*gal-ak-ton'-ik*). See *Lactonic Acid*.

**Galactophagous** (*gal-ak-toff'-ag-us*) [*γάλα*, milk; *φαγεῖν*, to eat]. Milk-eating.

**Galactophlebitis** (*gal-ak-to-ffe-bi'-tis*) [*γάλα*, milk; *φλέψ*, vein; *ιτις*, inflammation]. 1. Milk-leg; phleg



- masia alba dolens; phlebitis associated with lactation.
2. Phlebitis in a suckling child.
- Galactophlysis** (*gal-ak-toff'-lis-is*) [γάλα, milk; φλύσις, eruption]. A vesicular eruption containing a milk-like fluid, and associated with a suppression of lactation.
- Galactophora** (*gal-ak-toff'-or-ah*) [γάλα, milk; φέρειν, to bear]. Remedies that increase the secretion of milk.
- Galactophoritis** (*gal-ak-toff'-or-i'-tis*) [γάλα, milk; φέρειν, to bear; ιτις, inflammation]. Inflammation of a milk-duct.
- Galactophorous** (*gal-ak-toff'-or-us*) [γάλα, milk; φέρειν, to bear]. Milk-bearing. **G. Ducts**, the excretory ducts of the mamme.
- Galactophorus** (*gal-ak-toff'-or-us*) [γάλα, milk; φέρειν, to bear]. An artificial nipple placed over the natural organ in order to facilitate suckling and also to protect the natural nipple when abraded.
- Galactophthisis** (*gal-ak-toff'-this-is*) [γάλα, milk; φθίσις, consumption]. Emaciation and debility due to excessive secretion of milk.
- Galactophya** (*gal-ak-toff'-ig-ah*) [γάλα, milk; φεύγειν, to shun]. Remedies employed to arrest the secretion of milk.
- Galactophygous** (*gal-ak-toff'-ig-us*) [γάλα, milk; φυγή, flight]. Having the power to reduce or arrest the secretion of milk.
- Galactoplasia** (*gal-ak-to-pla'-ne-ah*) [γάλα, milk; πλάνη, a wandering]. The metastasis of milk; any secretion or discharge of a milky fluid consequent upon a suppression of lactation.
- Galactoplerosis** (*gal-ak-to-ple-ro'-sis*) [γάλα, milk; πλέρωσις, a filling]. Distention of the mamma from hypersecretion of milk, or from closure of the milk-ducts.
- Galactopoietic** (*gal-ak-to-poi-et'-ik*) [γάλα, milk; ποιέειν, to make]. Inducing the secretion of milk; concerned in the secretion of milk.
- Galactoposia** (*gal-ak-to-po'-se-ah*) [γάλα, milk; πόσις, drinking]. "Milk-cure." The treatment of diseases by the use of a milk-diet.
- Galactopyretic** (*gal-ak-to-pi-ret'-ik*) [γάλα, milk; πυρετός, fever]. Relating to milk-fever.
- Galactopyretus** (*gal-ak-to-pi'-ret-us*) [γάλα, milk; πυρετός, fever]. Milk-fever; the febricula that may attend the establishment of lactation; it is a form of septic infection.
- Galactorrhea** (*gal-ak-tor-e'-ah*) [γάλα, milk; ροία, a flow]. An excessive secretion and flow of milk in a nursing woman.
- Galactoschesis** (*gal-ak-tos'-kes-is*) [γάλα, milk; σχέσις, retention]. The retention or suppression of the milk.
- Galactoscope** (*gal-ak'-to-sköp*). See *Lactoscope*.
- Galactose** (*gal-ak'-tös*) [γάλα, milk],  $C_6H_{12}O_6$ . Lactose; the aldose of dulcitol. It is formed on boiling milk-sugar with dilute acids, and is obtained from such gums as yield mucic acid when oxidized. It crystallizes in nodules of grouped needles or leaflets, that melt at 166° C. Its solution is dextro-rotatory. It readily reduces alkaline copper-solutions and is fermentable with yeast. See *Carbohydrates*, *Table of*.
- Galactosis** (*gal-ak'-to'-sis*) [γαλάκτωσις; γάλα, milk]. The secretion of milk.
- Galactostasis** (*gal-ak-tos'-tas-is*) [γάλα, milk; στάσις, stoppage]. A morbid collection or stoppage of the milk.
- Galactosyrinx** (*gal-ak-to-sir'-inghs*) [γάλα, milk; σῦριγξ, a pipe]. Lacteal fistula.
- Galactotherapy** (*gal-ak-to-ther'-ap-e*) [γάλα, milk; θεραπεύειν, treatment]. 1. The treatment of disease in suckling infants by the administration of the remedies to the mother or wet-nurse. 2. Milk-cure; galactoposia.
- Galactotrophy** (*gal-ak-tol'-ro-fe*) [γάλα, milk; τροφή, nourishment]. Nourishing with milk only.
- Galactozemia** (*gal-ak-to-ze'-me-ah*) [γάλα, milk; ζημία, loss]. 1. Loss, diminution, or suppression of the milk by failure of secretion. 2. Loss of milk by wastage; oozing of milk from the nipple.
- Galactozyme** (*gal-ak'-to-zim*) [γάλα, milk; ζύμη, leaven]. 1. A drink made by the fermentation of milk, as kefir, or kumiss; also milk fermented with common yeast.
- Galacturia** (*gal-ak-tu'-re-ah*) [γάλα, milk; οὔρον, urine]. Milkiness of the urine; chyluria.
- Gala-heptose** (*ga-lah-hep'-tös*). See *Carbohydrates*, *Table of*.
- Galanga, or Galangal** (*gal-ang'-gah, or gal'-an-gal*) [Chin.]. The rhizome of *Alpinia officinarum*, and of *Kæmpferia galanga* (great galangal), much resembling ginger. It was formerly brought from China and India, but is now little used. Unof.
- Galax** (*ga'-laks*) [γάλα, milk]. A genus of diapien-siaceous plants. **G. aphylla**, of N. America (carpenter's leaf, "galax," beetle-weed), has an astringent root, and the leaves are said to be vulnerary. Unof.
- Galazyme** (*gal'-az-im*) [γάλα, milk; ζύμη, leaven]. A fermented drink, made on the Continent, from milk by adding to it sugar and a special ferment.
- Galbanum** (*gal'-ban-um*) [Heb., *khelbenah*, white milk]. 1. A gum-resin of *Ferula galbaniflua*, and *F. rubricaulis*, native to Asia. It is expectorant, stimulant, and antispasmodic, and is useful in chronic bronchitis and catarrh. Dose gr. x-xx. **G., Pil., Comp.**, each pill contains galbanum gr. iss, myrrh gr. iss, asafetida gr. ss, and syrup. Dose ij-ijj. **G., Emplastrum**, galbanum 16, turpentine 2, Burgundy pitch 6, lead-plaster 76 parts. 2. Locally, in the U. S., Burgundy pitch is popularly called *galbanum* and is sold under that name.
- Galbiati Knife** (*gal-be-at'-e*) [*Galbiati*, an Italian obstetrician]. A special knife used in the operation of symphysiotomy.
- Galbulus** (*gal'-bu-hus*) [L., the nut of the cypress-tree: *pl.*, *Galbuli*]. In biology, a closed, fleshy, berry-like cone, as the fruit of the juniper.
- Gale** (*gāl*) [ME., *gawol*, gale]. 1. A shrub, *Myrica gale*, sweet gale of cool regions; it has an aromatic odor, and is used locally for external parasites. See *Sweet Gale*. 2. The fern-gale, or sweet fern. See *Sweet Fern*. **G. bedouine**. See *Lichen simplex*.
- Galea** (*ga'-le-ah*) [galea, γάλεα, helmet: *pl.*, *Galeæ*]. 1. A form of head-bandage. 2. Headache extending all over the head. 3. The aponeurotic portion of the occipito-frontal muscle. 4. In biology, applied to various helmet-shaped parts or organs. **G. capitis**, a fascial investment covering the crown of the head.
- Galeamaurosis** (*ga-le-am-aw-ro'-sis*) [γαλή, cat, weasel; ἀμαυρῶειν, to darken]. See *Amayrotic Cat's Eye*.
- Galeanthropy** (*ga-le-an'-thro-pe*) [γαλή, cat, weasel; ἀνθρώπος, man]. A form of zoanthropy in which the patient believes himself to be transformed into or inhabited by a cat.
- Galeati, Glands of**. See *Crypts of Lieberkühn*.
- Galen** (*ga'-len*). An ancient physician, A. D. 130-200. **G.'s Anastomosis**, that between the superior and inferior laryngeal nerves. **G.'s Bandage**. See *Bandage*. **G.'s Cerate**, a cerate composed of white wax, 1; oil of almonds, 4; rose-water, 3. **G., Veins of**. See *Vein*.
- Galena** (*ga-le'-nah*) [γαλήνη, lead ore]. 1. A remedy for poison. 2. Native lead sulphid.
- Galenic, Galenical** (*ga-len'-ik, -al*) [*Galen*, an ancient physician]. Relating to or consistent with the teachings of Galen. Medicines were said to be *galenic*

(a) when they were of vegetable origin, and not chemic or spagyric; (b) when they were designed for the use of human patients, and were not veterinary; (c) the term was often nearly equivalent to *officinal*, or *official*, in the modern sense of the latter word.

**Galenism** (*ga'-len-izm*) [*Galen*, an ancient physician]. The system or theory of medicine taught by Galen and his followers.

**Galeopsis** (*ga-le-op'-sis*) [*γαλένη*, a weasel; *ὄψις*, appearance]. A genus of labiate plants; hemp-nettle. **G. ladanum**, of Europe, is a popular remedy for coughs. The oil of the seeds of **G. tetrahit**, of Europe and N. America, is said to be a vermifuge. Unof.

**Galeropia, or Galeropsia** (*ga-ler-o'-pe-ah*, or *ga-ler-op'-se-ah*) [*γαλερός*, cheerful; *ὄψις*, vision]. A preternaturally clear and light appearance of objects due to some perversion of the visual apparatus.

**Galianconism** (*ga-le-an'-ko-nizm*) [*γαλιάκων*, a short-armed person; *γαλένη*, weasel; *ἄγκων*, elbow]. Atrophy of the arm, with shortening.

**Galipe's Test.** See *Tests, Table of*.

**Galipea** (*gal-ip-e'-ah*) [L.]. A genus of tropical American rutaceous shrubs and trees. **G. cusparia** and **G. officinalis** afford *angustura bark*, *q. v.*, also called *cusparia bark*.

**Galipein** (*gal-ip-e'-in*) [*Galipea*],  $C_{20}H_{21}NO_3$ . An alkaloid from *cusparia bark*.

**Gallipot** (*gal'-e-pot*) [Fr.]. Crude Burgundy pitch. Cf. *Gallipot*.

**Galium** (*ga'-le-um*) [*γάλιον*, milk-wort]. A genus of rubiaceous plants of many species, several of which are used in popular medicine. Among them are **G. californicum**, **G. circæans**, **G. pilosum**, and **G. trifidum**, in N. America, and **G. mollugo**, **G. cruciatum**, and **G. verum** in Europe. See, also, *Ladies' Bedstraw*. **G. aparine**, goose-grass, cleavers, or clivers, a succulent plant, the juice of which is a popular remedy in strumous affections, and is said to be actively diuretic. Dose of the juice  $\frac{3}{4}$  v; of the fluid extract  $\frac{3}{4}$  ij. Unof.

**Gall** (*gawol*) [ME., *galle*: *χόλη*, bile]. The bile. The juice normally secreted by the liver. See *Galla*. **G.-bladder**, the pear-shaped sac in the right lobe of the liver, constituting the reservoir for the bile. See *Cholecyst*. **G.-cyst**, the gall-bladder. **G.-duct**. See *Duct*. **G.-fever**, a synonym of intermittent fever. **G.-stones**, the calcareous concretions occasionally formed in the gall-bladder and its ducts. They are usually of small size, but may be as large as a pigeon's egg. They are composed of the bile-pigments and acids, cholesterin, various salts, especially of lime and magnesia. Cholesterin is the chief constituent. They give rise to acute attacks of intense pain, the so-called *biliary colic*.

**Galla** (*gal'-ah*) [L.]. Nut-gall. An excrescence on the leaves of dyer's oak, *Quercus lusitanica*, caused by the deposited ova of an insect. It contains tannic acid from 10-75 per cent., gallic acid 5 per cent. Dose gr. v-xv. **G., Tinct.**, 20 per cent. Dose  $\frac{3}{4}$  ss-ijj. **G., Unguentum**, 10 per cent. See *Acid, Tannic*. **G., Unguentum, cum opii** (B.P.), an astringent and sedative ointment.

**Gallacetophenone** (*gal-as-et-o-fe'-nōn*) [*galla*, gall; *acidum*, acid; F., *phényle*]. A yellow powder with the formula  $CH_3CO.C_6H_5(OH)_3$ , prepared from pyrogallie acid. It is used as a 10 per cent. ointment in dermatology.

**Gallein** (*gal'-e-in*),  $C_{18}H_{14}O_7$ . Pyrogallol-phthalein; one of the coal-tar colors, obtained on heating pyrogallie acid with phthalic anhydrid to 200° C. It dissolves with a dark-red color in alcohol, and with a

beautiful blue color in alkalis. It is an important dye-stuff, producing tolerably fast shades of purple and violet on cotton, wool, and silk. See *Pigments*.

**Gallic** (*gal'-ik*) [*galla*, an oak-gall]. Pertaining to the oak-gall or nut-gall. **G. Acid**. See *Acid, Gallic*.

**Gallipoli Oil** (*gal-e-po'-le*). See *Turkey-red Oil*.

**Gallipot** (*gal'-e-pot*) [OD., *gleyipot*, a gallipot]. An apothecary's pot for holding ointments or confections.

**Gallisin** (*gal'-is-in*) [*galla*, an oak-gall],  $C_{12}H_{24}O_{10}$ . An unfermentable carbohydrate found in starch-sugar. It is prepared by fermenting a 20 per cent. solution of starch-sugar with yeast at 18° or 20° C. for five or six days. In the pure state it is a white, amorphous, extremely hygroscopic powder; its taste is at first sweet, but afterward becomes insipid; it is easily decomposed by heat; is readily soluble in water, nearly insoluble in absolute alcohol. It is dextro-rotatory and reduces copper-solutions.

**Gallium** (*gal'-e-um*) [*Gallia*, Gaul]. A rare metal (symbol Ga., sp. gr. 5.935), extremely fusible, and related in chemic properties to aluminum, like which it is capable of forming a series of alums. Some of its compounds are poisonous. See *Elements, Table of*.

**Gallivorous** (*gal-iv'-or-us*) [*galla*, a gall-nut; *vorare*, to eat, devour]. In biology, applied to the larvæ of gall-producing insects that feed on the inside of the nut-gall.

**Gallization** (*gal-is-a'-shun*). A method of improving wine, by which the must of a bad year is brought up to the standard found to belong to a good must (24 per cent. of sugar, 0.6 per cent. of acid, and 75.4 per cent. of water) by correcting the ratio of acid to sugar. This is done by adding sugar and water in sufficient quantity.

**Gallocyanin** (*gal-o-si'-an-in*) [*galla*, gall (-nut); *κύανος*, blue],  $C_{15}H_{12}N_2O_5$ . A compound produced by the action of nitroso-dimethyl-anilin upon gallic acid, catechuic acid, etc. It forms shining green needles, and serves as a beautiful violet-colored lake in calico print. See *Pigments, Conspectus of*.

**Galloflavin** (*gal-o-flav'-in*). See *Pigments*.

**Gallois' Test.** See *Tests, Table of*.

**Gallon** (*gal'-on*) [ME., *galon*, a gallon]. A standard unit of volumetric measurement, having in the United States a capacity of 231 cu. in., and equivalent to a weight of 58,328.8 grains of distilled water at maximum density. In Great Britain its capacity is 277.27 cu. in. **G., Miniature**, in water-testing, a name given to 70 c.c.

**Gallop Rhythm** (*gal'-up rithm*). A peculiar form of cardiac arrhythmia, in which the sounds resemble the footfall of a horse in cantering. It is expressed by the words "rat-tat-tat." It is most frequently heard in interstitial nephritis and arterio-sclerosis. It is said to be met with also in healthy persons.

**Galloping Consumption.** The popular term for that very rapidly fatal form of pulmonary tuberculosis, in which there is rapid destruction of the lung-tissue on both sides. It is also called *Florid Phthisis*. **G. Paresis**, rapidly progressive general paralysis.

**Galton's Whistle.** An instrument used for testing the perception of high tones by the ear.

**Galvanic** (*gal-van'-ik*) [*Galvani*, an Italian physician and scientist]. Pertaining to galvanic or chemic electricity. **G. Battery**. See *Battery*. **G. Belt**, a belt composed of alternate plates of copper and zinc, separated by pieces of felt moistened with a dilute acid. It is designed to be worn around the waist for the continuous application of galvanism. **G. Caution**. See *Caution*. **G. Discs**, discs of two dissimilar metals arranged alternately, between which a communication is established when moistened and placed on the skin.



**G. Poultice**, minute pieces of zinc and copper wrapped in cotton-wool, each pair separated by flannel, all inclosed in a bag, one side of which is made of rubber-cloth and the other of cotton. The cotton side is placed next the skin, perspiration exciting galvanic action.

**Galvanism** (*gal'-van-izm*) [*Galvani*, an Italian physician and scientist]. Primary dynamic or current electricity.

**Galvanization** (*gal'-van-iz-a'-shun*) [*Galvani*, an Italian physician]. The transmission of a current of low electro-motive force through any part of the body for the purpose of diagnosing or curing disease. **G.**, **Central**, a variety of general galvanization in which the kathode is placed in the epigastrium and the anode is moved over the body. **G.**, **General**, galvanization of the entire body.

**Galvano-** (*gal'-van'-o-*) [*Galvani*, an Italian physician]. A prefix denoting connection with chemic or current electricity. **G.-caustic Amputation**, an amputation in which the soft parts are divided with the galvanic-cautery loop, the bone being sawn through. **G.-cauterization**, the application of the galvanic cautery. **G.-cautery**. See *Cautery*. **G.-contractility**, muscular contraction produced by the galvanic current. **G.-emesis**, the production of vomiting by galvanism. **G.-faradization**, the simultaneous excitation of a nerve or muscle by both a voltaic and a faradic current. **G.-hypnotism**, a hypnotic state induced by an electric current. **G.-magnetism**, same as *Electromagnetism*. **G.-puncture**, the introduction of fine needles, that complete an electric circuit, into the skin or other tissue. Also, a form of galvano-cautery employing a current of the necessary electro-motive force to heat the needles to whiteness. **G.-therapeutics**. See *Electro-therapeutics*.

**Galvanometer** (*gal'-van-om'-et-er*) [*Galvani*, an Italian physician; *μέτρον*, a measure]. An instrument used for the qualitative determination of the presence of an electric current.

**Galvanoscope** (*gal'-van'-o-skōp*) [*Galvani*, an Italian physician; *σκοπεῖν*, to view]. An instrument for detecting the direction and presence of a galvanic current.

**Galvanoscopy** (*gal'-van-os'-ko-pe*) [*Galvani*, an Italian physician; *σκοπεῖν*, to examine]. The use of the galvanoscope.

**Galvanotonus** (*gal'-van-ot'-on-us*) [*Galvani*, an Italian physician; *τόνος*, tension]. 1. Same as *Electrotonus*. 2. The "closing tetanus." The continued tetanus of a muscle between the make and break contraction.

**Galvanotropism** (*gal'-van-ot'-ro-pizm*) [after *Galvani*; *τρέπειν*, to turn round]. In biology, the turning movements of growing organs under the influence of a current of electricity.

**Gambir, Gambier** (*gam-bēr'*) [*Malayan*]. A kind of catechu produced from the leaves and shoots of *Uncaria gambir*, a rubiaceous plant of the Malayan region. It has the general properties of official catechu. See also *Pigments, Conspectus of*. Unof.

**Gamboge** (*gam-bōzh'*). See *Cambogia* and *Pigments*.

**Game Leg** (*gām'-leg*). A popular term for a lame leg.

**Gamenomania** (*gam-en-o-ma'-ne-ah*). See *Gamomania*.

**Gametangium** (*gam-et-an'-je-um*) [*γαμέτη*, wife; *ἄγγειον*, a vessel]. In biology, a cell or organ producing or containing sexual elements, or gametes.

**Gamete** (*gam'-et*) [*γαμέτιν*, to marry]. In biology, any sexual reproductive body.

**Gametophyte** (*gam'-et-o-fīt*) [*γαμέτη*, a wife; *γαμέτης*, a husband; *φυτόν*, a plant]. In biology, the sexual form of such plants as exhibit alternate generation.

**Gamgee Tissue** (*gam'-ge*). Absorbent cotton-wool. **Gamic** (*gam'-ik*) [*γάμος*, marriage]. In biology, sexual. **Gammacism** (*gam'-as-izm*) [*gammacismus*; *γάμμα*, the letter G]. Difficulty in pronouncing any guttural consonant; guttural stammering.

**Gamogastrous** (*gam-o-gas'-trus*) [*γάμος*, marriage; *γαστήρ*, the womb]. In biology, applied to a compound pistil in which the ovaries only are united.

**Gamogenesis** (*gam-o-jen'-es-is*) [*γάμος*, marriage; *γένεσις*, origin]. Sexual reproduction.

**Gamogenetic** (*gam-o-jen-et'-ik*) [*γάμος*, marriage; *γένεσις*, origin]. Relating to gamogenesis.

**Gamomania** (*gam-o-ma'-ne-ah*) [*γάμος*, marriage; *μανία*, mania]. Insane desire of marriage.

**Gamomorphism** (*gam-o-mor'-fizm*) [*γάμος*, marriage; *μορφή*, form]. Puberty; sexual maturity.

**Gamopetalous** (*gam-o-pet'-al-us*) [*γάμος*, marriage; *πέταλον*, a leaf]. In biology, sympetalous; having the petals more or less united.

**Gamophyllous** (*gam-o-fil'-us*) [*γάμος*, marriage; *φύλλον*, a leaf]. In biology, symphyllous; having the floral envelopes united into a single perianth-whorl.

**Gangliac, Ganglial, Gangliar** (*gang'-gle-ak, gang'-le-al, gang'-le-ar*). Same as *Ganglionic*.

**Gangliasthenia** (*gang'-gle-as-the'-ne-ah*) [*γάγγλιον*, ganglion; *ἀσθένεια*, weakness]. Ganglionic asthenia; neurasthenia due to defect of ganglionic function.

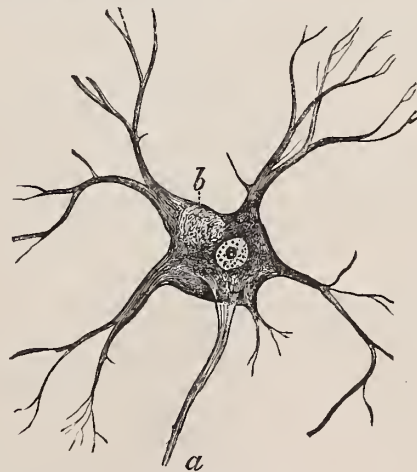
**Gangliform** (*gang'-glif-orm*) [*γάγγλιον*, ganglion; *forma*, form]. Formed like, or having the nature of, a ganglion.

**Gangliitis** (*gang'-gle-it'-is*) [*γάγγλιον*, a ganglion; *ιτις*, inflammation]. Inflammation of a ganglion.

**Gangliocytin** (*gang'-gle-o-sit'-tin*) [*γάγγλιον*, nucleus; *κύτος*, cell]. Same as *Cytophosphatid*.

**Ganglioma** (*gang'-gle-o'-mah*) [*γάγγλιον*, ganglion; *μα*, a tumor; *pl.*, *Gangliomata*]. A tumor or enlargement of a lymphatic ganglion.

**Ganglion** (*gang'-gle-on*) [*γάγγλιον*, a knot; *pl.*, *Ganglia*]. 1. A separate and semi-independent nervous center communicating with other ganglia or nerves, with the central nervous system, and peripheral organs. 2. An enlarged bursa in connection with a tendon. 3. A lymphatic gland. **G.-capsule**, the envelop of a ganglion containing the ganglion-cells or nerve-cells. **G.-cell**, any one of the nerve-cells characteristic of



MULTIPOLAR GANGLION-CELL.

*a.* Axis-cylinder process. *δ.* Pigment.

the ganglia, whether found in a ganglion or not. **G.-corpuscle**, a ganglion-cell. **G.-globule**, a ganglion-

cell. An alphabetic table of the principal ganglia is appended, showing their location, roots, and distribution. **Ganglia, Basal**, the ganglia at the base of

the brain, comprising the corpora striata (caudate and lenticular nuclei), thalami, and corpora quadrigemina.

TABLE OF GANGLIA.

NAME.	LOCATION.	ROOTS.	DISTRIBUTION.
Abdominal, maximum.	See <i>Semilunar</i> .		
Acoustic.	In grasshoppers, the termination of the acoustic nerve.	Ganglionic chain.	Organ of hearing.
Andersch's.	See <i>Petrus</i> .		
Anterior (of thalamus).	The anterior tubercle of the thalamus.		
Arnold's.	See <i>Otic</i> .		
Auerbach's.	Several minute ganglia situated in Auerbach's plexus, <i>q. v.</i>	Sympathetic.	Sympathetic.
Auricular.	See <i>Otic</i> .		
Auricular, posterior.	See <i>Temporal</i> .		
Auriculo-ventricular.	See <i>Bidder's</i> .		
Azygous.	See <i>Impar</i> .		
Basal.	At base of cerebrum; they include: corpora striata, thalami, corpora geniculata, corpora quadrigemina, locus niger, nuclei tegmenti.		
Basal optic.	See <i>Optic, basal</i> .		
Bezold's (Von).	In the auricular septum of the frog's heart.	Sympathetic.	Heart.
Bidder's (2).	In the auricular septum of the frog's heart.	Termination of the cardiac branches of the vagus.	Heart.
Bochdalek's.	Above the root of one of the upper incisor teeth, at the point of communication between the posterior nasal branch of Meckel's ganglion and the anterior dental nerve.	Dental nerves.	Dental nerves.
Branchial.	In <i>Mollusca</i> , near the branchia.	Ganglionic chain.	Branchia.
Buccal.	In <i>Mollusca</i> , at the point of union of the esophagus with the buccal mass.	Cerebral ganglia.	Nerves to the mouth and alimentary canal.
Cardiac, lesser.	See <i>Cardiac, superior</i> .		
Cardiac, superior (Wrisberg).	Beneath the arch of the aorta	Superficial cardiac plexus.	Cardiac plexus.
Carotid.	In the lower part of the cavernous sinus, beneath the carotid artery.	Filaments from the carotid plexus.	Carotid plexus.
Carotid, inferior.	Lower portion of the carotid canal.	Carotid plexus.	Filaments to the carotid artery.
Carotid, internal.	See <i>Carotid, superior</i> .		
Carotid, superior.	Upper portion of the carotid canal.	Carotid plexus.	Filaments to the carotid artery.
Casserian.	See <i>Gasserian</i> .		
Celiac, lateral.	Near the spleen.	Splenic plexus.	Filaments to the spleen.
Celiac, left.	The left semilunar ganglion ( <i>q. v.</i> ).		
Celiac, middle.	In front of the aorta above the celiac axis.	Hepatic plexus.	Filaments to the liver.
Celiac, right.	The right semilunar ganglion ( <i>q. v.</i> ).		
Cephalic.	Sympathetic ganglia of the head. They include the ciliary, sphenopalatine, otic, and submaxillary.		
Cerebral.	In <i>Mollusca</i> , above the esophagus.	Ganglionic chain.	To the head.



TABLE OF GANGLIA.—*Continued.*

NAME.	LOCATION.	ROOTS.	DISTRIBUTION.
Cerebral, anterior.	A name for the corpus striatum.		
Cervical, first.	See <i>Cervical, superior.</i>		
Cervical, great.	See <i>Cervical, superior.</i>		
Cervical, inferior.	Between the neck of the first rib, and the transverse process of the last cervical vertebra.	Three lower cervical, first dorsal.	Cardiac nerves and plexus, etc.
Cervical, lower.	See <i>Cervical, inferior.</i>		
Cervical, middle or thyroid.	Opposite the fifth cervical vertebra; near the inferior thyroid artery.	Fifth and sixth cervical nerves, spinal nerves and ganglia.	Thyroid gland, cardiac nerve, cavernous plexus.
Cervical, oval.	See <i>Cervical, superior.</i>		
Cervical (of vagus nerve).	See <i>Inferior (of vagus).</i>		
Cervical, second.	See <i>Cervical, middle.</i>		
Cervical, stellate.	See <i>Cervical, middle.</i>		
Cervical, superior.	Opposite the second and third cervical vertebræ.	Four upper cervical, petrosal, vagus, glosso-pharyngeal, and hypoglossal nerves.	Superior, inferior, external, internal branches; carotid and cavernous plexuses.
Cervical, third.	See <i>Cervical, inferior.</i>		
Cervical, upper.	See <i>Cervical, superior.</i>		
Cervical (of uterus).	Near the cervix uteri.	Filaments from the hypogastric plexus, sacral ganglia, and sacral nerves.	Uterine nerves.
Of the chorda tympani.	In <i>Invertebrata</i> , above the Glaserian fissure.	Chorda tympani nerve.	Chorda tympani.
Ciliary.	See <i>Ophthalmic.</i>		
Of the circumflex nerve.	On the branch of the circumflex nerve.	Circumflex nerve.	Filaments to <i>teres minor</i> , deltoid, and fascia.
Of Cloquet.	Incisor foramen.	Naso-palatine nerves.	Naso-palatine nerves.
Coccygeal.	See <i>Impar.</i>		
Cochlear.	See <i>Spiral.</i>		
Corti's.	See <i>Spiral.</i>		
Cranio-cervical.	See <i>Cervical, superior.</i>		
Diaphragmatic.	See <i>Phrenic.</i>		
Ehrenritter's.	See <i>Jugular.</i>		
Extraventricular.	A name for the lenticular nucleus.		
Facial.	See <i>Geniculate.</i>		
Of Frankenhäuser.	See <i>Cervical, uterine.</i>		
Frontal.	In <i>Invertebrata</i> , the ganglion from which arises the pharyngeal nerve.	Ganglionic chain.	Pharyngeal nerve.
Fusiform.	See <i>Cervical, superior.</i>		
Gasser's (A. P.).	See <i>Gasserian.</i>		
Gasserian, or semilunar.	Fossa on the anterior part of the petrosa, near the apex.	Fifth cranial nerve, carotid plexus.	Ophthalmic, superior and inferior maxillary nerves.
Geniculate.	Aqueduct of Fallopius.	Large and small superficial petrosal.	Facial.
Great.	See <i>Cardiac, superior.</i>		
Of the habenula.	A ganglion situated in the trigonum habenulæ near the thalamus.		
Hepatic.	Around the hepatic artery.	Hepatic branches of the semilunar ganglion.	Liver.

TABLE OF GANGLIA.—*Continued.*

NAME.	LOCATION.	ROOTS.	DISTRIBUTION.
Hirschfeld's.	A name for the hippocampal gyrus.		
Hypogastric.	See <i>Cervical (of uterus)</i> .		
Impar, or Coccygeal.	Anterior surface of the tip of the coccyx, uniting the two sympathetic nerves.	Sympathetic.	Sympathetic.
Inferior (of vagus).	Near jugular foramen.	Hypoglossal and cervical nerves and various plexuses.	Vagus.
Infra-esophageal.	In <i>Mollusca</i> , beneath the esophagus.	Ganglionic chain.	Foot.
Inframaxillary, anterior.	Near the incisor teeth.	Inferior maxillary nerve.	Filaments to the teeth.
Inframaxillary, posterior.	Near the last molar tooth.	Inferior maxillary nerve.	Filaments to the teeth.
Intercarotid.	Bifurcation of the common carotid.	Carotid plexus.	Sympathetic.
Interoptic.	The gray matter of the interoptic lobes.		
Interosseous.	Back of the wrist	Interosseous nerve.	Nerves to the carpus.
Intervertebral.	Near the intervertebral foramen.	Spinal cord.	Dorsal root of spinal nerve.
Jugular (Ehrenritter's).	Upper part of the jugular foramen.	Glossopharyngeal.	Continuation of the glossopharyngeal.
Jugular (of vagus).	Jugular foramen.	Vagus.	Vagus.
Lateral (several in number).	Surrounding the subclavian artery.	Branches of the inferior cervical ganglion.	Subclavian artery.
Lenticular.	See <i>Ophthalmic</i> .		
Lingual.	See <i>Submaxillary</i> .		
Ludwig's.	Right auricle of the heart.	Cardiac plexus.	Cardiac plexus.
Lumbar (4 or 5).	On each side and behind the abdominal aorta.	Sympathetic.	Sympathetic.
Maxillo-tympanic.	See <i>Otic</i> .		
Meckel's.	See <i>Spheno-palatine</i> .		
Meckelian.	See <i>Spheno-palatine</i> .		
Meissner's.	Intestinal sub-mucosa.	Sympathetic.	Sympathetic.
Mesenteric, inferior.	The inferior mesenteric artery.	Inferior mesenteric plexus.	Mesentery and intestine.
Mesenteric, lateral.	Left side of the body.	Superior mesenteric plexus.	Mesentery and bowel.
Mesenteric, superior.	Near the origin of the superior mesenteric artery.	Superior mesenteric plexus.	Sympathetic.
Of Meynert.	See <i>Optic, basal</i> .		
Müller's.	See <i>Jugular and Prostatic</i> .		
Nasal.	See <i>Meckel's</i> .		
Nephro-aortic.	See <i>Renal</i> .		
Nephro-lumbar.	Junction of the branches of the lumbar and spermatic nerves.	Lumbar and spermatic nerves.	Kidney and lumbar region.
Ophthalmic.	Posterior part of the orbit.	Nasal branch of the ophthalmic, third, cavernous plexus, and Meckel's ganglion.	Short ciliary.
Optic.	See <i>Ophthalmic</i> .		
Optic, basal (of Meynert).	Beneath the third ventricle, near the optic tract.	Gray matter of the cerebrum.	Optic tract.
Optic, inferior.	See <i>Optic, basal</i> .		
Orbital.	See <i>Ophthalmic</i> .		
Otic (Arnold's).	Below the foramen ovale.	Inferior maxillary, auriculo-temporal, glosso-pharyngeal, facial, sympathetic, and internal pterygoid.	Tensor tympani, tensor palati, chorda tympani.



TABLE OF GANGLIA.—*Continued.*

NAME.	LOCATION.	ROOTS.	DISTRIBUTION.
Pedal.	See <i>Infra-esophageal</i> .		
Petrosal.	See <i>Petrous</i> .		
Petrous (Andersch's).	Petrous portion of the temporal bone, lower border.	Glosso-pharyngeal.	Tympanic, sympathetic, and vagus.
Pharyngeal.	Near ascending pharyngeal artery.	Carotid plexus.	Carotid plexus.
Pharyngeal, soft.	On the lingual artery, near the pharyngeal ganglion.	Carotid plexus.	Lingual plexus.
Phrenic.	Under the diaphragm at the junction of the right phrenic nerve and phrenic plexus.	Sympathetic.	To the diaphragm, inferior vena cava, supra-renal capsule, hepatic plexus.
Phrenic, major.	Point of union of the phrenic nerves with the spinal and sympathetic systems.	Phrenic, spinal, and sympathetic.	Filaments to the diaphragm.
Phrenic, secondary.	Near the diaphragm.	Anterior, superior, transverse plexus.	Filaments to the diaphragm.
Phrenico-hepatic.	Lower surface of the diaphragm.	The phrenic plexus.	Filaments to the diaphragm and liver.
Plexiform.	See <i>Gasserian</i> .		
Pneumogastric.	See <i>Vagus</i> .		
Of the portio dura.	See <i>Geniculate</i> .		
Post-esophageal.	In insects, around the gullet.	Cephalic ganglia.	Nerves to the mouth
Postoptic.	See <i>Optic, basal</i> .		
Pre-esophageal.	See <i>Cephalic</i> .		
Prostatic (of Müller).	On the prostate.	Prostatic plexus.	Filaments to seminal vesicles and cavernous tissue of penis.
Pterygo-palatine.	See <i>Meckel's</i> .		
Remak's.	Tissue of the heart, near the superior vena cava.	Sympathetic.	Sympathetic.
Renal.	Around the renal artery.	Renal plexus.	Renal artery.
Renal, anterior communicating.	In front of the renal artery.	Renal plexus.	Kidney.
Renal, left aortic.	Point of origin of the renal artery.	Renal plexus.	Kidney.
Renal, posterior communicating.	Behind the renal artery.	Renal plexus.	Kidney.
Reticulate.	Medulla oblongata.	The gray matter scattered through the medulla.	
Rhinic.	See <i>Meckel's</i> .		
Of Ribes.	Anterior communicating artery of the brain. (It is the upper termination of the sympathetic.)	Branches from the two superior ganglia.	Sympathetic.
Sacral (4 or 5).	Ventral surface of the sacrum.	Sympathetic.	Sympathetic.
Sacral, accessory (4).	Along the middle sacral artery.	Sympathetic.	Middle sacral artery.
Scarpa's.	Near the internal auditory meatus, at the point of junction of the facial nerve and the vestibular branch of the auditory nerve.	Facial and auditory nerves.	Internal ear.
Schacher's.	See <i>Ophthalmic</i> .		
Schmiedel's.	In the carotid plexus.	Fifth nerve, third branch.	Sympathetic.
Semilunar (2, right and left).	Near the supra-renal bodies, in front of the crura of the diaphragm.	Solar plexus and great splanchnic nerves.	Solar plexus.
Semilunar.	See <i>Gasserian</i> .		
Solar.	See <i>Semilunar</i> .		

TABLE OF GANGLIA.—*Continued.*

NAME.	LOCATION.	ROOTS.	DISTRIBUTION.
Spermatic, inferior.	On the spermatic artery, near the internal abdominal ring	Sympathetic.	Cord and testicle.
Spermatic, superior.	Around the spermatic artery.	Sympathetic.	Sympathetic.
Spermatico-renal.	In a plexus formed by the inferior branches of the renal plexus.	Renal plexus.	Spermatic artery and kidney.
Sphenoid.	See <i>Meckel's</i> .		
Spheno-palatine (Meckel's).	Spheno-maxillary fossa, near the spheno-palatine foramen.	Superior maxillary, facial, sympathetic.	Anterior, posterior, and external palatine, naso-palatine, superior nasal, Vidian, pharyngeal.
Spinal.	See <i>Intervertebral</i> .		
Spiral.	Spiral canal of the modiolus.	Cochlear nerve.	Filaments to the osseous lamina and to the organ of Corti.
Splanchnic.	See <i>Semilunar</i> .		
Stellate.	The first thoracic ( <i>q. v.</i> ).		
Stomato-gastric.	In <i>Mollusca</i> , the upper surface of the stomach.	Sympathetic.	Sympathetic.
Sub-esophageal.	See <i>Infra-esophageal</i> .		
Sub-intestinal.	See <i>Meissner's</i> .		
Sublingual.	See <i>Submaxillary</i> .		
Submandibular.	See <i>Submaxillary</i> .		
Submaxillary.	Above the submaxillary gland.	Gustatory, chorda tympani, submaxillary, sympathetic.	Mouth, submaxillary gland, and Wharton's duct.
Superior.	See <i>Jugular</i> .		
Superior (of Vagus).	Jugular foramen.	Superior cervical and petrous ganglia, and spinal accessory.	Vagus.
Supra-esophageal.	In <i>Mollusca</i> , above the esophagus.	Ganglionic chain.	Esophagus.
Supra-maxillary.	Above the canine tooth.	Anterior superior dental nerve.	Anterior superior dental nerve.
Supra-renal.	Junction of the great splanchnic nerves	Solar plexus.	Supra-renal plexus.
Temporal.	External carotid artery, near the parotid gland.	Superior cervical ganglion and carotid plexus.	Temporal region.
Thoracic (12).	Between the transverse processes of the vertebræ and the heads of the ribs.	Sympathetic.	Splanchnic nerves and branches to spinal nerves and plexuses
Thyroid, inferior.	See <i>Cervical, middle</i> .		
Thyroid, superior.	See <i>Cervical, superior</i> .		
Transverse.	See <i>Semilunar</i> .		
Tympanic.	Canal between the lower surface of the petrosa and the tympanum.	Tympanic branch of the glosso-pharyngeal.	Tympanum.
Vagus: (1) of the root, see <i>Jugular</i> ; (2) of the trunk ( <i>Vagus</i> ).	Below the jugular foramen.	Vagus.	Vagus.
Valentin's.	Above the root of the second bicuspid, at the junction of the middle and posterior dental nerves.	Posterior and middle dental nerves.	Filaments to the teeth.
Ventricular.	See <i>Bidder's</i> .		
Vertebral.	See <i>Cervical, inferior</i> .		
Vesico-vaginal.	Ventral wall of the vagina.	Vesico-vaginal plexus.	Sympathetic.
Vestibular.	Aqueduct of Fallopius.	Geniculate ganglion.	Vestibular nerve.
Walter's.	See <i>Impar</i> .		
Of Wrisberg.	See <i>Cardiac</i> .		



**Ganglionic** (*gang-gle-on'-ik*) [γάγγλιον, a ganglion]. Pertaining to or of the nature of a ganglion. **G. Centers**, masses of gray matter of the brain lying between the floor of the lateral ventricles and the decussation of the anterior pyramids of the cord. They include the optic thalami, corpora striata, and others.

**Ganglionitis** (*gang-gle-on-i'-tis*). See *Ganglitis*.

**Gangliopathy** (*gang-gle-op'-ath-e*) [γάγγλιον, a ganglion; πάθος, disease]. Any disorder dependent upon a diseased condition of a ganglion; any diseased state of a ganglion.

**Gangræna** (*gang-gre'-nah*) [L.]. Gangrene. **G. contagiosa**. See *Gangrene, Hospital*. **G. nosocomialis**. See *Gangrene, Hospital*. **G. oris**. See *Stomatitis*.

**Gangrænosis** (*gang-gre-no'-sis*). See *Gangrenosis*.

**Gangrene** (*gang'-grèn*) [γάγγραινα, a sore, from γαίειν, to gnaw]. Mortification or death of a part of the body from failure in nutrition. The putrefactive fermentation of a dead limb or tissue. **G., Circular**, a form of mortification occurring usually on some part of the lower extremity, and not exceeding in size a silver half-dollar. It involves the skin and subcutaneous tissues and is accompanied by signs of exhaustion. **G., Constitutional**, that dependent upon systemic disease, such as diabetes, or circulatory disease. **G., Diabetic**. See *Sphaceloderma*. **G., Dry**, shriveling and desiccation from insufficiency of blood. **G., Embolic**, that caused by an embolus that cuts off the supply of blood. **G., Hospital**, a contagious form arising under crowded conditions without antiseptic precautions. **G., Moist**, a form with abundance of serous exudation and rapid decomposition. **G., Nosocomial**, hospital gangrene. **G., Primary**, that without preceding inflammation of the part. **G., Pulpy**. See *G., Hospital*. **G., Secondary**, a form with preceding inflammation. **G., Senile**, that attacking the extremities of the aged. **G., Symmetric**, that attacking corresponding parts of opposite sides. It is called, also, *Raynaud's G.* See, also, *Sphaceloderma*. **G., White**, a moist gangrene of chronic form, in which there is a serous exudate with lymphatic obstruction, followed by complete anemia. It is unaccompanied by the characteristic color-change of other varieties of gangrene.

**Gangrenopsis** (*gang-gren-op'-sis*) [γάγγραινα, gangrene; ὄψις, the face]. Synonym of *Cancrum oris*.

**Gangrenosis** (*gang-gren-o'-sis*) [γάγγραινα, gangrene; νόσος, disease]. The condition of being or of becoming mortified or gangrenous.

**Gangrenous** (*gang'-gren-us*) [γάγγραινα, gangrene]. Pertaining to or being of the nature of gangrene. **G. Empysema**. See *Edema, Malignant*.

**Ganja** (*gan'-jah*) [Hind.]. Synonym of *Cannabis indica*.

**Gannal's Solution**. A preservative fluid containing one part of aluminum acetate in 20 parts of water.

**Ganoin** (*gan'-o-in*) [γάνογ, brightness]. In biology, the dense enamel-like form of bone of the plates of a ganoid fish.

**Gant's Line**. See *Lines, Table of*.

**Gantelet** (*gan'-let*). See *Gauntlet*.

**Gape** (*gap*, or *gāp*) [ME., *gapen*, to yawn]. To yawn; the act of yawning.

**Gapes** (*gāps*) [ME., *gapen*, to gape]. A disease of young fowls, caused by the presence of a nematode worm, *Syngamus trachealis*, in the trachea. See *Parasites, (Animal) Table of*.

**Gaping** (*gap'-ing*). See *Pandiculation* and *Yawning*.

**Gaps, Cranial** (*gaps*) [ME., *gapen*, to gape]. Certain occasional congenital fissures of the skull.

**Garancin** (*gar-an'-sin*) [origin unknown]. The product obtained by the action of concentrated  $H_2SO_4$  on pul-

verized madder, at a temperature of  $100^{\circ}C.$  ( $212^{\circ}F.$ ). It is a valuable dye. See *Pigments Conspectus of*.

**Garbage** (*gar'-bāj*) [ME., *garbage*, the entrails of fowls]. The refuse materials of kitchen-cookery, etc. **G. and Waste**. See *Sewage, Disposal of*. **G.-cart**, Flannagan Automatic, a variety of cart much used for the collection of garbage. **G.-furnace**, a furnace in use in cities and towns to consume the waste material of the place.

**Garbling** (*gar'-bling*) [OF., *garbeler*, to sift]. The assorting of a drug and its separation into grades of different quality.

**Garcinia** (*gar'-sin'-e-ah*) [after Laurent *Garcin*, a French botanist]. A genus of guttiferous trees of Old-world tropical regions. **G. hanburii**, **G. morella**, **G. pictoria**, and **G. travancorica** afford gamboge. **G. mangostana** yields the palatable fruit called mango-steen.

**Garden Rocket**. See *Eruca sativa*.

**Garel, Sign of**. See *Signs and Symptoms, Table of*.

**Gargarism** (*gar'-gar-izm*) [γαργαρίζειν, to gargle: *pl.*, *Gargarismata*]. A gargle.

**Garget** (*gar'-get*) [ME., *gargat*, the throat]. 1. A swelling of the throat in swine or cattle. 2. A hard, knotty condition of the udder in cows, that sometimes follows calving, due to the sudden distention of the bag with milk; it is attended with inflammation. At times it is tuberculous in nature. It is also called "*Weed*" and *Mammitis*. **G.-root**, a name improperly given to the root of *Phytolacca decandra* (see *Phytolacca*); so called because it is regarded as a cure for garget in cows.

**Gargle** (*gar'-gl*) [Fr., *gargouille*, the throat]. To rinse or wash the interior of the throat and upper part of the pharynx. Also, a wash for the throat.

**Gargling** (*gar'-gling*) [Fr., *gargouille*, the throat]. Rinsing the throat. **G., von Troltsch's Method of**, the patient takes a mouthful of fluid, throws back the head, and then, instead of making the customary "gurgle," allows the liquid to pass as far down as possible. The act of deglutition is then performed, without, however, letting the fluid be swallowed.

**Garland** (*gar'-land*). See *Karyokinesis*.

**Garlic** (*gar'-lik*). See *Allium*.

**Garnet-brown**. See *Pigments, Conspectus of*.

**Garretson's Bandage**. See *Bandage*.

**Garrod's Theory**. The theory that gout is due to an increase in the uric acid in the blood, either from increased production or diminished elimination. The alkalinity of the blood is also lessened; hence the urates are deposited in the tissues. **G.'s Test**. See *Tests, Table of*.

**Garrot** (*gar'-ot*) [Fr., *garrotter*, to bind]. An instrument for compression of an artery by twisting a circular bandage about the part.

**Garroting** (*gar'-ot-ing*) [Sp., *garrote*, strangulation by means of an iron collar]. In forensic medicine, a term used in England to signify the forcible compression of a victim's neck by robbers or criminals.

**Garrulity** (*gar-oo'-lit-e*) [*garrive*, to prattle]. Talkativeness. **G. of the Vulva**. See *Vulva*.

**Garrya** (*gar'-e-ah*) [after *Garry*, a botanist]. California fever-bush; skunk-bush, or quinin-bush. The leaves of *G. fremontii*, a bitter antiperiodic, popular on the Pacific coast as a remedy for malarial diseases. Dose of the fld. ext.  $\mathfrak{Mx}$ -xxx. Unof.

**Garryin** (*gar'-e-in*) [*Garry*, a botanist]. An alkaloid said to exist in the leaves of *Garrya fremontii*.

**Gärtner, Canals or Ducts of**. See *Canal*.

**Gas** (*gaz*). Any substance that is normally æiriform. Substances normally in a liquid or solid state are usually called *vapors* when changed to the æiriform

- condition. **G.-black.** See *Pigments, Conspectus of. G., Nitrous Oxid.* See *Nitrous Oxid.*
- Gaskell's Clamp.** See *Clamp.*
- Gasolene** (*gas'-o-len*) [*gas*]. Canadol. A product obtained from petroleum, boiling at 70° to 90° C; specific gravity, .660 to .690, or 80° to 75° B. It is used in the extraction of oils from oil-seeds and in carburetting coal-gas.
- Gasp** [*ME., gaspen, to yawn*]. To catch for breath. To breathe spasmodically with open mouth.
- Gasser's Arteries.** See *Arteries, Table of. G.'s Ganglion.* See *Ganglia, Table of. G., Nerve of.* See *Nerves, Table of.*
- Gasserian Arteries.** See *Arteries, Table of. G. Ganglion.* See *Ganglia, Table of.*
- Gaster** (*gas'-ter*) [*γαστήρ, stomach*]. The stomach; the abdomen. **G. basalis**, the apical canal, peduncle-tube, or *tubus capularis* of hydroid polyps. **G. buccalis**, the esophagus of Medusæ. **G. centralis**, the central cavity of Medusæ. **G. coronaris**, the perogaster of Medusæ. **G. principales.** See *Axogaster.*
- Gasterangiemphraxis** (*gas-ter-an-je-em-fraks'-is*) [*γαστήρ, stomach; ἀγγειον, vessel; ἐμφορίζω, obstruction*]. 1. Congestion of the stomachic blood-vessels. 2. Pyloric obstruction.
- Gasterasthenia** (*gas-ter-as-the'-ne-ah*) [*γαστήρ, stomach; ἀσθένεια, weakness*]. Weakness or debility of the stomach.
- Gasterataxia** (*gas-ter-at-aks'-e-ah*) [*γαστήρ, stomach; ἀταξία, disorder*]. Disordered state of the functions of the stomach; that state of the stomach-walls in which some parts are hardened or thickened, while others are softened or inflamed.
- Gasterechema** (*gas-ter-ek-e'-mah*) [*γαστήρ, stomach; ἤχημα, sound*]. A sound heard in the auscultation of the stomach.
- Gasterectasis** (*gas-ter-ek'-tas-is*) [*γαστήρ, stomach; ἐκτασις, dilatation*]. Dilatation of the stomach; it is usually due to pyloric obstruction, but may also result from muscular weakness, and from over-distention from excessive eating and drinking.
- Gastero-** (*gas'-ter-o-*) [*γαστήρ, belly*]. See *Gastro-*.
- Gasterotheca** (*gas-ter-o-the'-kah*) [*γαστήρ, stomach; θήκη, case; pl., Gasterothecæ*]. In biology, the part of the pupa or chrysalis-case that covers the abdomen.
- Gasterozooid, Gastrozooid** (*gas-ter-o-zo'-oid, gas-tro-zo'-oid*) [*γαστήρ, stomach; ζώον, animal; εἶδος, form*]. In biology, one of the nutritive zooids of a polyp-colony.
- Gastræa** (*gas-tre'-ah*) [*γαστήρ, stomach; pl., Gastrææ*]. In biology, Hæckel's term for a hypothetic, primeval, two-layered, saccular organism; the supposed ancestral type of the gastrula stage of the present Metazoan.
- Gastræmia** (*gas-tre'-me-ah*). See *Gastremia*.
- Gastral** (*gas'-tral*) [*γαστήρ, the stomach*]. Pertaining to the gaster or stomach; gastric.
- Gastralgia, Gastralgy** (*gas-tral'-je-ah, -je*) [*γαστήρ, stomach; ἄλγος, pain*]. Pain in the stomach. A mild form is sometimes called *gastrodynia*.
- Gastread** (*gas'-tre-ad*) [*γαστήρ, stomach*]. In biology, an animal the morphologic development of which stops at the gastrula stage.
- Gastrectasia** (*gas-trek-ta'-æ-ah*). See *Gastrectasis*.
- Gastrectasis** (*gas-trek'-tas-is*) [*γαστήρ, stomach; ἐκτασις, a stretching out*]. Dilatation of the stomach.
- Gastrectomy** (*gas-trek'-to-me*) [*γαστήρ, stomach; ἐκτομή, a cutting out*]. Resection of any diseased part of the stomach.
- Gastrelcobrosis** (*gas-trel-ko-bro'-sis*) [*γαστήρ, stomach; ἑλκος, ulcer; βρώσις, an eating*]. Ulceration of the stomach.
- Gastrelcosis** (*gas-trel-ko'-sis*) [*γαστήρ, stomach; ἑλκος, ulceration*]. Ulceration of the stomach.
- Gastremia** (*gas-tre'-me-ah*) [*γαστήρ, stomach; αἷμα, blood*]. Congestion of the coats of the stomach.
- Gastreteralgia** (*gas-tren-ter-al'-je-ah*) [*γαστήρ, stomach; ἐντέρον, intestine; ἄλγος, pain*]. Neuralgia of the stomach and bowels.
- Gastreteromalacia** (*gas-tren-ter-o-mal-a'-se-ah*) [*γαστήρ, stomach; ἐντέρον, intestine; μαλακία, softening*]. Softening of the stomach and intestines (asserted by some to be merely a post-mortem condition).
- Gastreum** (*gas'-tre-um*) [*γαστήρ, stomach*]. In biology, the under or ventral surface of a bird.
- Gastric** (*gas'-trik*) [*γαστήρ, stomach*]. Pertaining to the stomach. **G. Artery.** See *Arteries, Table of. G. Crisis*, a severe, paroxysmal attack of pain in the stomach, accompanied by obstinate vomiting, faintness, and occasionally by slowness and irregularity of the pulse. These crises are met with in locomotor ataxia, *q. v.* **G. Digestion**, that part of the digestion of food performed by the gastric juice; the conversion of albuminous bodies into peptones. **G. Fever.** See *Fever.* **G. Fistula**, a perforation or communication other than the normal one between the stomach and peritoneal cavity, or with the outer part of the body. **G. Follicles.** See *Glands, Peptic.* **G. Insufficiency**, a term applied to the early stages of dilatation of the stomach. **G. Juice**, the normal secretion of the tubular, peptic glands of the stomach. It is a clear, colorless liquid, having an acid reaction, and containing from .5 to 2 per cent. of solid matter in solution. A small amount of hydrochloric acid, .2 to .4 per cent., and a ferment called *pepsin*, are the essential elements. **G. Plexus**, a subdivision of the solar plexus distributed to the stomach. It joins branches of the left pneumogastric nerve. See *Plexus.* **G. Veins**, two veins of the stomach; the lesser one is called the pyloric, the greater the coronary. See *Vein*.
- Gastricism** (*gas'-tris-izm*) [*γαστήρ, stomach*]. 1. The theory that ascribes most diseases to some gastric derangement. 2. A gastric disorder.
- Gastrimargia, or Gastrimargism** (*gas-trim-ar'-je-ah, or -jizm*) [*γαστήρ, belly; μάργος, greedy*]. Insane or furious gluttony.
- Gastritic** (*gas-trit'-ik*) [*γαστήρ, stomach*]. Pertaining to or affected with gastritis.
- Gastritis** (*gas-trit'-tis*) [*γαστήρ, stomach; ιτις, inflammation*]. Inflammation of the coats of the stomach. It may be acute or chronic. **G. polyposa**, that form associated with a rough, wrinkled, mammillated condition of the gastric mucous membrane.
- Gastro-** (*gas'-tro-*) [*γαστήρ, stomach*]. A prefix denoting some relation with or complication of the stomach.
- Gastro-adenitis** (*gas'-tro-ad-en-i'-tis*) [*γαστήρ, stomach; ἄδην, gland; ιτις, inflammation*]. Inflammation of the glands of the stomach.
- Gastro-arthritis** (*gas-tro-ar-thrit'-tis*) [*γαστήρ, stomach; ἄρθρον, a joint; ιτις, inflammation*]. Gout in the stomach and joints at the same time.
- Gastrobrosis** (*gas-tro-bro'-sis*) [*γαστήρ, stomach; βρώσις, a gnawing*]. Perforating ulcer of the stomach.
- Gastrocele** (*gas'-tro-sel*) [*γαστήρ, stomach; κήλη, hernia*]. A hernia of the stomach.
- Gastrocelus** (*gas-tro-se'-lus*) [*γαστήρ, stomach; κοῖλος, hollow*]. In biology, applied to one of the depressions at the base of the second abdominal tergita in certain insects.
- Gastrocephalitis** (*gas-tro-sef-al-i'-tis*) [*γαστήρ, stomach; κεφαλή, head; ιτις, inflammation*]. Concurrent inflammation of the stomach and of the brain.



**Gastrocholia** (*gas-tro-ko'-le-ah*) [*γαστήρ*, stomach; *χόλη*, bile]. Concurrent gastric and bilious disorder.

**Gastrocnemius** (*gas-trok-ne'-me-us*) [*γαστήρ*, stomach; *κνήμη*, leg]. See *Muscles*, Table of.

**Gastrocolic** (*gas-tro-kol'-ik*) [*γαστήρ*, stomach; *κόλον*, the large intestine]. Pertaining to both the stomach and the colon.

**Gastrocolitis** (*gas-tro-ko-li'-tis*) [*γαστήρ*, stomach; *κόλον*, colon; *ιτις*, inflammation]. Concurrent inflammation of the stomach and large intestine.

**Gastrocolotomy** (*gas-tro-ko-lot'-o-me*) [*γαστήρ*, stomach; *κόλον*, colon; *τέμνειν*, to cut]. The establishment of an artificial communication between the stomach and the colon.

**Gastrocolpotomy** (*gas-tro-kol-pot'-o-me*) [*γαστήρ*, stomach; *κόλπος*, vagina; *τέμνειν*, to cut]. The operation of Cesarean section in which the opening is made through the *linea alba* into the upper part of the vagina.

**Gastrocystis** (*gas-tro-sis'-tis*) [*γαστήρ*, belly; *κίστις*, bladder]. In biology, the single-layered blastodermic vesicle of mammals.

**Gastroderma** (*gas-tro-der'-mah*) [*γαστήρ*, stomach; *δέρμα*, skin]. In biology, the *lamina gastralis*, or intestinal epithelium.

**Gastrodialysis** (*gas-tro-di-al'-is-is*) [*γαστήρ*, stomach; *λύσις*, a loosening]. A solution of continuity in the gastric wall.

**Gastrodiaephane** (*gas-tro-di'-af-ān*) [*γαστήρ*, stomach; *διά*, through; *φαίνειν*, to show]. See *Gastrodiaephany*.

**Gastrodiaephany** (*gas'-tro-di-af-an-os'-ko-pe*) [*γαστήρ*, stomach; *διά*, through; *φαίνειν*, to show; *σκοπεῖν*, to inspect]. The examination of the stomach by means of the diaphanoscope.

**Gastrodiaephany** (*gas-tro-di-af'-an-e*) [*γαστήρ*, stomach; *διά*, through; *φαίνειν*, to show]. A method of exploration of the stomach by means of the *gastrodiaephane*. This consists of a soft stomach-tube, at the gastric extremity of which is placed an Edison's hard-glass lamp, from which conducting wires, containing a current-interrupter, run to a portable storage-battery. The stomach should be free from food and moderately distended with water. The gastric extremity of the gastrodiaephane, after being lubricated with oil or glycerin, is introduced into that viscus, and the circuit is closed. If no pronounced thickening of the anterior stomach wall exists, trans-illumination in a dark room, with the patient erect, permits the outlines of the stomach to be seen as a zone of reddish hue on the abdominal wall.

**Gastrodidymus** (*gas-tro-did'-im-us*) [*γαστήρ*, stomach; *δίδυμος*, double]. A double monstrosity with one abdominal cavity.

**Gastroduodenal** (*gas-tro-du-o-de'-nal*) [*γαστήρ*, stomach; *duodeni*, twelve each]. Pertaining to the stomach and the duodenum.

**Gastroduodenitis** (*gas-tro-du-o-den-i'-tis*) [*γαστήρ*, stomach; *duodeni*, twelve each; *ιτις*, inflammation]. Inflammation of the stomach and duodenum.

**Gastroduodenostomy** (*gas'-tro-du-o-den-os'-to-me*) [*γαστήρ*, stomach; *duodeni*, twelve each; *στόμα*, mouth]. A surgical operation upon the stomach and the duodenum, in which a new passage from the one to the other is established.

**Gastrodynia** (*gas-tro-din'-e-ah*) [*γαστήρ*, stomach; *δύνην*, pain]. A mild pain in the stomach. See also *Gastralgia*.

**Gastroectasis** (*gas-tro-ek'-tas-is*). Same as *Gastrectasis*.

**Gastro-electrization** (*gas-tro-e-lek-triz-a'-shun*) [*γαστήρ*, stomach; *ἤλεκτρον*, amber]. The therapeutic application of electricity to the stomach.

**Gastroelytrotomy** (*gas-tro-el-it-rot'-o-me*) [*γαστήρ*,

stomach; *ἐλυτρον*, a sheath; *τομή*, a cutting]. A method of performing Cesarean section. An incision is made into the vagina (after the abdominal section), instead of into the uterus, and if the child cannot be extracted in this way, an incision is made into the os uteri.

**Gastroenteralgia** (*gas-tro-en-ter-al'-je-ah*) [*γαστήρ*, stomach; *έντερον*, bowel; *ἄλγος*, pain]. Concurrent pain in the stomach and bowels.

**Gastroenteric** (*gas-tro-en-ter'-ik*) [*γαστήρ*, stomach; *έντερον*, bowel]. Pertaining to both stomach and bowels.

**Gastroenteritis** (*gas-tro-en-ter-i'-tis*) [*γαστήρ*, stomach; *έντερον*, bowel; *ιτις*, inflammation]. Concurrent inflammation of stomach and bowels.

**Gastroenterostomy** (*gas-tro-en-ter-os'-to-me*) [*γαστήρ*, stomach; *έντερον*, bowel; *στόμα*, mouth]. Formation of a fistulous communication between the stomach and the small intestine in obstruction of the pylorus.

**Gastroenterotomy** (*gas-tro-en-ter-ot'-o-me*) [*γαστήρ*, stomach; *έντερον*, bowel; *τέμνειν*, to cut]. Intestinal incision through the abdominal wall.

**Gastroepiploic** (*gas-tro-ep-ip-lo'-ik*) [*γαστήρ*, stomach; *ἐπιπλοον*, caul]. Pertaining to stomach and omentum.

**Gastro-esophageal** (*gas-tro-e-so-fa'-je-al*) [*γαστήρ*, stomach; *οισοφάγος*, the esophagus]. Pertaining to both the stomach and the esophagus.

**Gastrofaradization** (*gas'-tro-far-ad-iz-a'-shun*) [*γαστήρ*, stomach; *Faraday*]. The application of faradism to the stomach.

**Gastrogalvanization** (*gas'-tro-gal-van-iz-a'-shun*) [*γαστήρ*, stomach; *Galvani*]. The application of galvanism to the stomach.

**Gastrohepatic** (*gas-tro-he-pat'-ik*) [*γαστήρ*, stomach; *ήπαρ*, the liver]. Relating to both stomach and liver.

**Gastrohysterectomy** (*gas'-tro-his-ter-ek'-to-me*) [*γαστήρ*, the stomach; *ύστερα*, the womb; *εκτομή*, a cutting out]. The Porro-Cesarean operation. See *Operations*, Table of.

**Gastrohysterotomy** (*gas-tro-his-ter-ot'-o-me*) [*γαστήρ*, stomach; *ύστερα*, womb; *τέμνειν*, to cut]. The Cesarean section, *q. v.*

**Gastrolith** (*gas'-tro-lith*) [*γαστήρ*, stomach; *λίθος*, a stone]. A calcareous formation in the stomach; gastric calculus; bezoar.

**Gastrolithiasis** (*gas-tro-lith-i'-as-is*) [*γαστήρ*, stomach; *λίθιασις*, the formation of calculi]. A morbid condition associated with the formation of gastroliths.

**Gastrology** (*gas-trol'-o-je*) [*γαστήρ*, stomach; *λόγος*, science]. A treatise on the stomach and its functions.

**Gastromalacia** (*gas-tro-mal-a'-se-ah*) [*γαστήρ*, stomach; *μαλακία*, softening]. An abnormal softening of the structural tissue of the stomach; it is generally believed to be due to post-mortem acidity.

**Gastromelus** (*gas-trom'-el-us*) [*γαστήρ*, stomach; *μέλος*, limb]. A monster with accessory limbs attached to the abdomen.

**Gastromenia** (*gas-tro-me'-ne-ah*) [*γαστήρ*, stomach; *μήν*, month]. Vicarious menstruation by the stomach.

**Gastrometritis** (*gas-tro-me-tri'-tis*) [*γαστήρ*, stomach; *μήτρα*, womb; *ιτις*, inflammation]. Gastritis concurrent with metritis.

**Gastromycetes** (*gas-tro-mi-se'-tēz*) [*γαστήρ*, stomach; *μύκης*, mushroom]. A group of fungi, the spores of which are enclosed in a cavity or pouch.

**Gastropneuretic** (*gas-tro-pan-kre-at'-ik*) [*γαστήρ*, stomach; *πάγκρεας*, pancreas]. Both gastric and pancreatic.

**Gastropathy** (*gas-trop'-ath-e*) [*γαστήρ*, stomach; *πάθος*, disease]. Any disease or disorder of the stomach.

**Gastro-pericarditis** (*gas-tro-per-ik-ar-di'-tis*) [*γαστήρ*, stomach; *περί*, around; *καρδία*, heart; *ιτις*, inflammation]. Gastritis concurrent with pericarditis.

- Gastroperiodynia** (*gas-tro-per-e-o-din'-e-ah*) [γαστήρ, stomach; περίοδος, period; ὀδύνη, pain]. Periodic gastralgia.
- Gastrophrenic** (*gas-tro-fren'-ik*) [γαστήρ, stomach; φρήν, diaphragm]. Relating to both stomach and diaphragm.
- Gastroplegia** (*gas-tro-ple'-je-ah*) [γαστήρ, stomach; πλῆγη, stroke]. Paralysis of the stomach.
- Gastropore** (*gas'-tro-por*) [γαστήρ, stomach; πόρος, pore]. In biology, the mouth-opening of a gastrozooid.
- Gastroptosis** (*gas-trop-to'-sis*) [γαστήρ, stomach; πτώσις, fall]. A prolapse or downward displacement of the stomach.
- Gastro-pylorotomy** (*gas-tro-pi-lor-ek'-to-me*) [γαστήρ, stomach; πύλωρος, a gate-keeper; ἐκτομή, excision]. Surgical excision of the pyloric portion of the stomach.
- Gastropyræ** (*gas-trop'-ir-ah*) [γαστήρ, stomach; πῦρ, fire]. Inflammation or phlegmasia of the stomach.
- Gastrorrhagia** (*gas-tror-a'-je-ah*) [γαστήρ, stomach; ῥηγνύναι, to break forth]. See *Hematemesis*.
- Gastrorrhaphy** (*gas-tror'-a-fe*) [γαστήρ, stomach; ῥαφή, suture]. Suture of wounds of the abdominal wall or stomach.
- Gastrorrhea** (*gas-tror-el'-ah*) [γαστήρ, stomach; ῥοία, a flow]. Excessive secretion, or regurgitant flow, of gastric mucus or liquid.
- Gastrorrhæxis** (*gas-tror-eks'-is*) [γαστήρ, stomach; ῥήξις, a breaking]. Rupture of the stomach.
- Gastroscope** (*gas'-tro-skop*) [γαστήρ, stomach; σκοπεῖν, to see]. An instrument for viewing the interior of the stomach. It consists essentially of a tube with an incandescent electric light and reflecting prisms.
- Gastroscope** (*gas-tros'-ko-pe*) [γαστήρ, stomach; σκοπεῖν, to see]. The inspection of the interior of the stomach by means of the gastroscope.
- Gastrosis** (*gas-tro'-sis*) [γαστήρ, stomach; νόσος, disease: *pl.*, *Gastroses*]. A general term for any disease of the abdomen or of the stomach only.
- Gastrosphongoma** (*gas-tro-sfon-je-o'-mah*) [γαστήρ, stomach; σφονγιά, sponge; ὄμα, tumor: *pl.*, *Gastrosphongiomata*]. A fungosity of the stomach.
- Gastrosplenic** (*gas-tro-splen'-ik*) [γαστήρ, stomach; σπλήν, spleen]. Relating both to the stomach and the spleen.
- Gastrosplenitis** (*gas-tro-splen-i'-tis*) [γαστήρ, stomach; σπλήν, spleen; ιτις, inflammation]. Inflammation of both stomach and spleen.
- Gastrostege** (*gas'-tro-stej*) [γαστήρ, stomach; στέγη, a roof]. In biology, one of the short, wide, transverse scutes or scales that cover the ventral surface of a snake.
- Gastrostenosis** (*gas-tro-ste-no'-sis*) [γαστήρ, stomach; στενός, narrow]. A stricture or morbid contraction of the stomach.
- Gastrostomy** (*gas-tros'-to-me*) [γαστήρ, stomach; στόμα, mouth]. The establishing of a fistulous opening into the stomach.
- Gastrosuccorrhea** (*gas-tro-suk-or-el'-ah*) [γαστήρ, stomach; succus, juice; ῥοία, a flow]. Reichmann's disease; hypersecretion of the gastric juice.
- Gastrothoracic** (*gas-tro-tho-ra'-sik*) [γαστήρ, belly; θώραξ, thorax]. Pertaining both to the abdomen and the thorax.
- Gastrotome** (*gas'-tro-tom*) [γαστήρ, stomach; τομή, a cutting]. A cutting instrument used in gastrotomy.
- Gastrotomy** (*gas-trol'-o-me*) [γαστήρ, stomach; τέμνειν, to cut]. Incision of the abdomen or the stomach.
- Gastrotrichous** (*gas-trol'-rik-us*) [γαστήρ, stomach; θρίξ, hair]. In biology, having the ventral surface of the body ciliated.
- Gastro-typhoid** (*gas'-tro-ti'-foïd*) [γαστήρ, stomach; τυφός, smoke]. Typhoid fever with pronounced gastric symptoms.
- Gastrovascular** (*gas-tro-vas'-ku-lar*) [γαστήρ, stomach; vasculum, a little vessel]. Common to the functions of digestion and circulation, as the body-cavity of some animals.
- Gastroxia** (*gas-troks'-e-ah*) [γαστήρ, stomach; ὀξύς, acid]. Abnormal acidity of the contents of the stomach.
- Gastroxynsis** (*gas-troks-in'-sis*) [γαστήρ, stomach; ὀξύνειν, to irritate]. Rossbach's term for hyperchlorhydria; a periodic form of nervous dyspepsia with hyperacidity of the gastric juice. It is, in fact, a neurosis of secretion that may be quite independent of the time of digestion. It is a rare condition, and is associated either with profound neurasthenia or with locomotor ataxia. It is marked by a gnawing, unpleasant sensation in the stomach, severe headache, and the vomiting of a clear, watery, intensely acid secretion.
- Gastrula** (*gas'-tru-lah*) [γαστήρ, belly: *pl.*, *Gastrulæ*]. In biology, a stage in the development of Metazoans, in which the germ consists of a two-layered sac, produced by the invagination of the one-layered, hollow germ-sphere, the blastula.
- Gastrulation** (*gas-tru-la'-shun*) [γαστήρ, belly]. In biology, the process of formation of the gastrula by the invagination of the blastula.
- Gastruria** (*gas-tru'-re-ah*) [γαστήρ, stomach; οὖρον, urine]. A supposed passage of urine into the stomach.
- Gate-vein** (*gât'-vân*). An old name for the portal vein.
- Gathering** (*gath'-er-ing*) [ME., *gadering*, a gathering]. A popular name for an abscess, pustular inflammation, or suppurating sore.
- Gattine** (*gat'-en'*) [F.]. A disease of the silk-worm.
- Gaubius' Table**. See *Dose*.
- Gaule's Experiment**. See *Cytosoon*.
- Gaultheria** (*gaul-the'-re-ah*) [after Dr. Gaultier, a Canadian physician]. Wintergreen, Teaberry. The leaves of wintergreen, *G. procumbens*, an evergreen plant, with properties due to a volatile oil, methyl salicylate, which is also found in black birch and several other plants. It is stimulant, astringent, and antipyretic, and is used in rheumatism and gout, or when salicylic acid is indicated. **G.**, **Ol.**, oil of wintergreen, much used as a flavor. **Dose**, ℥ijj-x. **G.**, **Spt.**, oil of wintergreen 5, alcohol 95. **Dose**, ʒss-ij. **G. fragrans**, of India, affords an identical oil.
- Gaultherilene** (*gaul-the'-il-en*) [after Dr. Gaultier, a Canadian physician], C<sub>10</sub>H<sub>16</sub>. A peculiar hydrocarbon found in the oil of gaultheria. It is a colorless, yellow or reddish liquid, of a peculiar strong and aromatic odor, a sweetish, warm, and aromatic taste, a slightly acid reaction, and a specific gravity of about 1.180. It is readily soluble in alcohol.
- Gaulthier's Reagent**. See *Tests*, *Table of*.
- Gauntlet** (*gahnt'-let*, or *gawnt'-let*) [OF., *gantet*, dim. of *gant*, a glove]. A surgical bandage that covers the hand and fingers like a glove. See *Bandage*.
- Gauze** (*gawz*). A thin, open-meshed cloth used for surgical dressings. When impregnated with antiseptic solutions or substances it is called *antiseptic gauze*, or, according to the substance used, it is spoken of as *iodoform-gauze*, *sublimite-gauze*, etc. See *Carbasus*.
- Gavage** (*gav-ahzh'*) [Fr.]. 1. The regular feeding of an infant with freshly-drawn mother's milk, through a small, soft catheter passed into the stomach at each feeding. 2. The administration of liquid nourishment through the stomach-tube.
- Gavard's Muscle**. See *Muscles*, *Table of*.
- Gay-Lussac's Laws**. See *Laws*.
- Gazeol** (*gas'-e-ol*) [Fr., *gazéol*]. A mixture of naph-



thalin, 1 part; benzene, 10 parts; acetone, 10 parts; coal-tar, 100 parts; aqua ammoniac (20 per cent.), 1000 parts; it is recommended as affording a vapor for inhalation in whooping-cough.

**Geber's Glomerules.** The convolutions of the terminal branches of the nerves supplying the epithelial lining of the mouth.

**Geddes' Fluid Extract.** See *Abies*.

**Geissler Tube.** A glass tube designed to show the effects of electric discharges through gases at low pressure.

**Geissler's Apparatus.** An apparatus for estimating the quantity of carbonic acid in a carbonate.

**Geissospermin, or Geissin** (*gi-so-sper'-min*, or *gi'-sin*) [*γείσσω*, cornice; *σπέρμα*, seed],  $C_{19}H_{24}N_2O_2 + H_2O$ . An alkaloid from the bark of *Geissospermum laeve*; it is a depressant of the respiration and of the cardiac action.

**Geissospermum** (*gi-so-sper'-mum*) [*γείσσω*, cornice; *σπέρμα*, seed]. A genus of apocynaceous trees. *G. læve* and *G. vellosii*, of Brazil, afford *Pao-pereira* ("pear-tree") bark, an active febrifuge and astringent. Unof.

**Geitonogamy** (*gi-ton-og'-am-e*) [*γείτων*, a neighbor; *γάμος*, marriage]. In biology, fertilization of one flower by pollen from another flower of the same plant.

**Gelasma** (*jel-az'-mah*) [*γέλασμα*, laughter], or **Gelasmus** (*jel-az'-mus*) [*γέλαστός*, laughable]. Insane or hysteric laughter.

**Gelatin** (*jel'-at-in*) [*gelare*, to congeal]. An albuminoid substance of jelly-like consistence, obtained by boiling skin, connective tissue, and bones of animals in water. The glue of commerce is an impure variety. See *Glue*. **G. Bath.** See *Bath*. **G., Blasting.** See *Blasting Gelatin*. **G. Capsules**, capsules of gelatin designed for containing medicines of nauseating taste. **G. Culture-medium**, a jelly made by a solution of the best commercial food-gelatin in the proportion of 6, 8, or 10 parts to 100 of water, with 1 or 2 parts of dried peptones or glucose (the latter not to be used if the culture is to be made on slides) for increased nutritive value. Bicarbonate of soda is used to neutralize the acid reaction. This, in bacteriology, is simply known as *Gelatin*. **G.-dynamite.** See *Blasting Gelatin*. **G., Liquid**, a substance for fastening paper to glass, wood, or paper; its formula is:—

Gelatin or clear glue, . . . . .	75 to 100 grams (3½)
Commercial acetic acid (No. 8), . . . . .	100 c.c. (3.4 f 3)
Water, . . . . .	100 c.c. (3.4 f 3)
95 per cent. Alcohol, . . . . .	100 c. (3.4 f 3)
Glycerin, . . . . .	15 to 30 c.c. (½ to 1 f 3)

Crush the glue and put it into a bottle with the acid; set in a warm place and shake occasionally. After three or more days add the other ingredients. **G., Medicated**, a soft basis consisting of gelatin 3, zinc oxid 3, glycerin 5, water 9 parts, to which antiseptic or other medicaments may be added. It is preferable to greasy ointments. All unof. **G. Sugar.** See *Glycin*. **Gelatinigerous** (*jel-at-in-ij'-er-us*) [*gelatina*, gelatin; *gerere*, to bear]. In biology, applied to such organisms as secrete a gelatinous substance.

**Gelatinoid** (*jel'-at-in-oid*) [*gelare*, to freeze; *εἶδος*, likeness]. 1. Resembling gelatin. 2. Any member of a class of nitrogenous substances, including chondrin, collagen, elastin, gelatin, etc.

**Gelatinous** (*jel-at'-in-us*) [*gelare*, to freeze]. Resembling or having the nature of gelatin. **G. Tissue.** See *Animal Tissue*.

**Gelatio** (*jel-at'-she-o*) [L.]. Synonym of *Frostbite*.

**Gelation** (*jel-at'-shun*) [*gelatio*, a freezing]. 1. Freezing; also frost-bite, or chilblain. 2. Catalepsy.

**Geld** [ME., *gelden*, to castrate]. • To castrate.

**Gelding** (*gell'-ding*) [ME., *gelding*, a eunuch]. 1. Castration. 2. A castrated person or animal.

**Gelidium** (*jel-id'-e-um*) [*gelum*, cold]. A genus of seaweed. **G. corneum**, affords gelosin, and others, as **G. spiniform**, supply some portion of the agar-agar of commerce.

**Gelle's Experiment.** A diminution of the bone-conduction of sound resulting from compression of the air in the external auditory canal.

**Gellert's Green.** Same as *Rinnmann's Green*.

**Gelose** (*jel-ōz'*) [*gelare*, to freeze]. 1. The gelatinizing principle of agar-agar. 2. A culture-medium used in bacteriologic investigation. Gelatin liquefies at 23° or 24° C., and is thus inferior to gelose for those cultures that require a higher degree of heat for their proper development. Agar-agar contains a considerable proportion of chemie gelose. Of the agar-agar a jelly is made, 2 to 3 parts (to 100) of dried peptone added; 10 to 15 parts of this substance to 50 parts of water, with 1 to 5 of glycerin, form a nutritive jelly which is called *gelose*, from its essential ingredient. It is also called *Parabin*.

**Gelosin** (*jel'-o-sin*) [*gelare*, to freeze]. A mucilage resembling gelose, and extracted from some kinds of agar-agar and from various species of algae. It is soluble in water and alcohol, and is an excellent excipient for powders, tinctures, and salts, and is serviceable in bacterial cultures. Unof.

**Gelsemin** (*jel'-sem-in*) [*gelseminum*, jasmine]. 1.  $C_{11}H_{19}NO_2$ , a poisonous alkaloid from *Gelsemium*, *q. v.* 2. A precipitate or resinoid from a tincture of the root-bark of *Gelsemium sempervirens*; it is a febrifuge, antispasmodic, emmenagogue, and narcotic; dose  $\frac{1}{8}$  to 1 grain. Unof.

**Gelseminin** (*jel-sem'-in-in*) [*gelseminum*, jasmine]. An alkaloid of *Gelsemium*. It is an amorphous yellowish-white, bitter, very poisonous powder, soluble in ether and chloroform, less so in alcohol and water. Dose gr.  $\frac{1}{80}$ — $\frac{1}{20}$ .

**Gelsemium** (*jel-se'-me-um*) [*gelseminum*, jasmine],  $C_{11}H_{19}NO_2$ . Yellow Jasmine. The root of *G. sempervirens*, abundant in the southern U. S., with properties mainly due to an alkaloid, *gelsemin*, a powerful motor depressant, antispasmodic, and diaphoretic. In toxic doses it produces diplopia, extreme muscular weakness, and anesthesia, death occurring from asphyxia. It is useful in exaltation of nerve-action and in cerebro-spinal meningitis, and is especially valuable in remittent and malarial fevers. Dose gr. ij-xx. **G., Ext., Alcoholic** (B. P.). Dose gr.  $\frac{1}{4}$ — $\frac{1}{2}$ . **G., Ext., Fld., alcoholic.** Dose mjj-xx. **G., Tinct.,** 15 per cent. in strength. Dose mxx-3j. **Gelseminin**, the alkaloid. Dose gr.  $\frac{1}{80}$ — $\frac{1}{20}$ . **G., Hydrochloras**, freely soluble in water. Dose gr.  $\frac{1}{80}$ — $\frac{1}{20}$ . **G., Hydrochlorat., Liq.,** one grain in one dram. Dose mjj-ijj, hypodermatically.

**Gely's Suture.** See *Suture*.

**Gemellus** (*jem-ell'-us*) [dim. of *geminus*, twin]. Double. In pairs. **G. Muscle**, the gastrocnemius muscle, on account of its double origin. See *Muscles*, Table of.

**Gemina** (*jem'-in-ah*) [L., twins]. A name for the corpora quadrigemina, or optic lobes. They constitute the larger part of the mesocœlian roof.

**Geminate** (*jem'-in-at*) [*geminus*, a twin]. In pairs. In biology, parts that are disposed in pairs.

**Geminiflorous** (*jem-in-if-lo'-rus*) [*geminus*, twin; *flos*, flower]. In biology, applied to plants that produce flowers in pairs.

**Geminous** (*jem'-in-us*) [*geminus*, a twin]. Same as *Geminate*. **G. or Connate Teeth**, twin-formation of two teeth from the occurrence of a double dental germ in a single sac, from which are developed two

teeth of the same class, when normally there should be but one.

**Gemma** (*jem'-ah*) [L., a swelling bud, a germ: *pl.*, *Gemmae*]. In biology, one of the various asexual reproductive bud-like processes of cryptogams.

**Gemmation** (*jem-a'-shun*) [*gemmare*, to put forth buds]. In biology, asexual reproduction by budding, as distinguished from fission and free-cell formation. Gemmation occurs in certain cryptogams and in the *Cœlenterata*, *Polysoa*, and *Tunicata* among animals, in which the bud arises as an evagination of the ectoderm only. Cf. *Idioplasm*, *Blastemic*, and *Budding*.

**Gemmipara, Gemmiparæ** (*jem-ip'-ar-ah, -e*) [*gemma*, a bud; *parere*, to produce]. In biology, organisms that reproduce by budding.

**Gemmule** (*jem'-ul*) [*gemmaula*, a little bud; dim. of *gemma*, a bud]. In biology, (a) one of the small buds produced by a gemmiparous organism. (b) In Darwin's theory of pangenesis, one of the invisible granules or atoms, being given off continually by all the cells of the body, conveyed into the blood and circulated through the body to finally settle down in other cells, especially the germ-cells. Each gemmule is supposed to reproduce the cell from which it is derived, and the gemmules of the different cells become active in the same order as that in which the corresponding cells followed each other in the ontogeny of the parent. Galton accepted the "gemmule hypothesis," but denied the circulation of the gemmules. Brooks attributes to the male germ-cell a particularly strong power of attraction for the gemmules, so that it collects a special mass of them and stores them up. Cf. *Anlage*, *Biophor*, *Determinant*, *Id*, *Idioplasm*, *Heredity*.

**Gena** (*je'-nah*) [L., the cheek: *pl.*, *Genæ*]. In biology, applied to a rather poorly defined region on the side of the head of various animals; the cheek.

**Genal** (*je'-nal*) [*γένυς*, the cheek]. Relating to the gena, or cheek.

**Genipi** (*jen'-ep-e*). See *Genipi*.

**Genera** (*jen'-er-ah*) [L.]. Plural of *Genus*, *g.v.*

**General** (*jen'-er-al*) [*generalis*, of a kind]. Common to a class; universal. **G. Anatomy**, histology, especially comparative histology. **G. Anemia**, oligemia; also, deficiency of hemoglobin in the blood. **G. Paralysis**, or **Paresis**. See *Paralysis*, *General*, *of the Insane*.

**Generale** (*ja-ne-rall'-e*) [Fr.]. Synonym of *Influenza*. **Generate** (*jen'-er-ät*) [*generare*, to beget]. To beget; to produce of the same kind.

**Generatio æquivoca** (*jen'-er-a'-she-o e-kwiv'-o-kah*) [L.]. See *Generation*, *Æquivocal*.

**Generation** (*jen'-er-a'-shun*) [*generatio*, a begetting]. The begetting or production of offspring. **G., Alternation**, in biology, the alternation of asexual with sexual generation, the offspring of one process differing from that of the other, *e.g.*, the asexual fern and the sexual prothallium, the asexual hydroid-polyp and the sexual medusa. **G., Alternations of**. See *Alternations of Generation*. **G., Equivocal**, spontaneous generation; birth from parentage of another form; abiogenesis. **G., Fissiparous**. See *Fission*. **G., Organs of**, those that are functional in reproduction; the genitalia. **G., Spontaneous**, abiogenesis; the generation of living from non-living matter.

**Generator** (*jen'-er-a'-tor*) [*generare*, to generate]. One who, or that which, begets or causes. **G.-gas**, a gas formed from coal, varying in composition according to the kind of coal employed and the manner of working; it is used to gasify coke and for the production of heat and power.

**Generic** (*jen'-er'-ik*) [*genus*, a kind]. Pertaining to the same genus.

**Genesial** (*jen'-e'-ze-al*) [*γένεσις*, origin]. Pertaining to generation. **G. Cycle**, the periods of ovarian, uterine, and mammary activity into which the reproductive life of the female is divided; the first extending from puberty to conception, the second from conception to gestation, and the third from gestation through lactation.

**Genesiology** (*jen'-e'-ze-ol'-o-jè*) [*γένεσις*, reproduction; *λόγος*, science]. The science of reproduction.

**Genesis** (*jen'-es-is*) [*γένεσις*, production]. The act of begetting; development; origin; formation; generation.

**Genetic** (*jen'-et'-ik*) [*γένεσις*, generation]. Pertaining to generation, or to anything inherited. **G. Affinity**, relationship by direct descent.

**Genetous** (*jen'-et-us*) [*γένεσις*, generation]. Congenital; existing from some point or period in fetal life; as genetous idiocy.

**Genévrette** (*žen-a-vret'*) [Fr.]. A drink made by the fermentation of wild fruits with juniper-berries and wine; it is popular in parts of Switzerland.

**Genga's Bandage**. See *Bandage*.

**Genial** (*je'-ne-al*) [*gena*, chin]. Pertaining to the chin.

**G. Tubercles**, four prominent tubercles on the internal surface of the lower jaw.

**Genian** (*je'-ne-an*) [*gena*; *γένειον*, chin]. Pertaining to the chin.

**Geniculate, Geniculated** (*jen'-ik'-u-lät, -ed*) [*geniculare*, to bend the knee]. In biology, kneed, or abruptly bent. **G. Bodies**, the corpora geniculata; two oblong, flattened bodies on the outer side of the corpora quadrigemina and under the back part of the optic thalamus. See *Geniculum*. **G. Ganglion**. Same as *Intumescentia gangliiformis*.

**Geniculum** (*jen'-ik'-u-tum*) [*genu*, knee]. One of the two eminences on the latero-caudal aspect of the diencephal; the *post-geniculum* is mesad and more distinct, and the *pre-geniculum*, laterad and less distinct.

**Genio-** (*je'-ne-o-*) [*γένειον*, the chin]. A prefix denoting connection with the chin. **G.-hyoglossus Muscle**. See *Muscles*, *Table of*. **G.-hyoid Muscle**. See *Muscles*, *Table of*.

**Genioplasty** (*je'-ne-o-plas-te*) [*γένειον*, chin; *πλάσσειν*, to form]. Plastic surgery, or a plastic operation, upon the chin.

**Genipap** (*jen'-e-pap*) [native Guiana, *Genipapo*]. The agreeable edible fruit of *Genipa americana*, a rubiaceous tree of tropical America. Cataplasms are made of the unripe fruit.

**Genipi** (*jen'-ip-e*) [Fr., *génépi*]. A green bitter-sweet cordial, or liquor, made from Alpine herbs of the genera *Artemisia*, *Achillea*, etc.

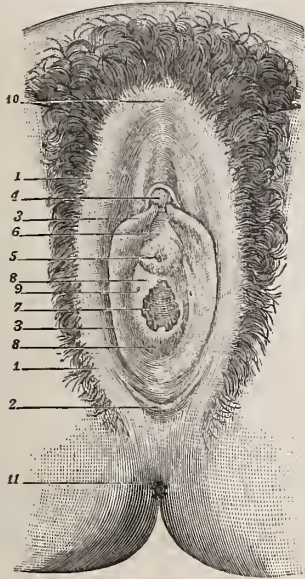
**Genista** (*jen'-is'-tah*) [L.]. A genus of leguminous plants. **G. canariensis**, affords some part of the so-called oil of rhodium. **G. purgans**, of W. Europe, is purgative and emetic. **G. tinctoria**, dyer's broom, is diuretic and purgative. Unof.

**Genital** (*jen'-it-al*) [*genitalis*, pertaining to generation]. Pertaining to the organs of generation or to reproduction. **G. Cord**, the union of the two ducts of Wolff and of Müller to form a common cord in the embryo. **G. Eminence**, or **Tubercle**, an elevation appearing about the sixth week of embryonic life, in front of the cloaca, and from which the penis or clitoris is developed. **G. Fissure**, a furrow extending from the genital eminence of the embryo to the cloaca. **G. Folds**, two plications at the side of the orifice of the cloaca. **G. Furrow**. Same as *G. Fissure*. **G. Sense**, the degree of vigorousness of the development of ovisacs.

**Genitalia** (*jen'-it-a'-le-ah*) [*genitalis*, pertaining to gen-



eration]. The organs of generation. In the *male* these consist of two testicles or seminal glands, with their excretory ducts; a musculo-glandular organ, the prostate, which provides a material for the dilution of the semen; an organ of copulation, the penis; and a canal, the urethra, piercing the prostate and penis, and



EXTERNAL GENITALIA OF FEMALE.

1. Labia majora of right side. 2. Fourchet. 3. Labia minora.
4. Clitoris. 5. Urethral orifice. 6. Vestibule. 7. Orifice of the vagina. 8. Hymen. 9. Orifice of the vulvo-vaginal gland.
10. Anterior commissure of the labia majora. 11. Orifice of the anus.

serving for the transit of the generative and urinary secretions. The *female* genitals include an *external* part, the vulva, and the vagina, or passage-way leading to the *internal* organs; the latter include the ovaries, or organs of ovulation, with their ducts or Fallopian tubes, and the uterus, a musculo-mucous sac in which the fetus undergoes development and by which the fetus is ultimately expelled.

**Genitalist** (*jen'-it-al-ist*) [*genitalis*, pertaining to generation]. One who is a specialist in the treatment of diseases and affections of the genital organs.

**Genito-** (*jen'-it-o-*) [*genitus*, begotten, from *gignere*, to be born]. A prefix denoting connection or relation to the genital organs. **G.-anal**, pertaining to the genitals and the anus. **G.-crural**. See *Nerves*, *Table of*. **G.-enteric**, relating to the genitals and to the intestine. **G.-spinal Center**. See *Center*. **G.-urinary**, relating to the genitals and the urinary organs.

**Gennari**, *Line of*. See *Lines*, *Table of*.

**Genoblast** (*jen'-o-blast*) [*γένος*, sex; βλαστός, germ]. 1. The nucleus of the impregnated ovum, regarded as bisexual. 2. An ovum or spermatozoid.

**Genocatachresia** (*jen'-o-kat-ak-re'-ze-ah*) [*γένος*, sex; κατάχρησις, misapplication]. Perversion of the sexual instinct.

**Genometabole** (*jen'-o-me-tab'-o-le*) [*γένος*, sex; μεταβολή, change]. The modification of sexual character that may follow the menopause.

**Gentele's Green**. See *Pigments*, *Conspectus of*.

**Gentian**, or **Gentiana** (*jen'-she-an*, or *jen'-she-a'-nah*) [*gentiana*, gentian]. The root of *G. lutea*, a European, and of *G. catesbaei*, an American species, a simple, non-astringent bitter. It is highly esteemed as a

stomachic tonic in convalescence from acute diseases and malarial fever. **G.-blue**. Same as *Spirit-blue*. **G., Ext.** Dose gr. j-v; dose of the British extract gr. ij-x. **G., Ext., Fld.** Dose 3 ss-j. **G., Infusum, Comp.**, unof., gentian 10, bitter-orange peel 2½, coriander 2½, alcohol 40, water to make 320. Dose 3 j-3 j. **G., Mist., Alkaline**, unof., dil. hydrocyanic acid Mij, sodium bicarb. gr. xv, infus. gentian. comp. to make 3 j. Dose 3 j. **G. et Sennæ, Mist.**, unof., infus. of senna 3 iij, comp. tinct. cardamom 3 j, comp. infus. of gentian 3 vj. Dose 3 x. **G., Tinct., Comp.**, contains gentian 10, bitter-orange peel 4, cardamom 1, dil. alcohol to make 100. Dose 3 ss-ij.

**Gentiogenin** (*jen'-she-oh'-en-in*). See *Gentiopicroin*.

**Gentiopicroin** (*jen'-she-o-pik'-rin*) [*gentiana*, gentian; πικρός, bitter], C<sub>20</sub>H<sub>30</sub>O<sub>12</sub>. The principal constituent of *Gentian*. It is a peculiar, intensely bitter, crystalline glucosid, forming clear, radiate, or clustered needles, soluble in water and dilute alcohol, insoluble in ether. Diluted acids separate it into sugar and *gentiogenin*, a yellow, bitter, neutral powder.

**Gentisin** (*jen'-tis-in*) [*gentiana*, gentian], C<sub>14</sub>H<sub>10</sub>O<sub>5</sub>. A coloring-matter contained in gentian-root; it crystallizes in yellow needles.

**Genu** (*je'-nu*) [*genu*, the knee: *pl.*, *Genua*]. 1. The knee. 2. Any bent or knee-shaped structure; as the *genu* of the corpus callosum, or of the optic tract. **G. corporis callosi**, the cephalic reflected part of the *corpus callosum*. **G.-cubital**, relating to the knee and the elbow; as the *Genucubital Posture*, in surgery. See *Postures*, *Table of*. **G. extrorsum**, out-knee; outward bowing of the knee; bow-leg. **G. facialis**, the curved portion of the bundle of rootlets emerging from the subnuclei of the *Nidus facialis*, and causing, together with the underlying nidus of the abducens, the *Eminentia facialis* on the floor of the fourth ventricle. **G.-pectoral**, relating to the knee and the chest. **G.-p. Posture**, the (so-called) Knee-chest Posture. See *Postures*, *Table of*. **G. recurvatum**, the backward curvature of the knee-joint. **G. valgum**, inward curving of the knee; knock-knee; in-knee. **G. varum**. Same as *G. extrorsum*.

**Genua** (*jen'-u-al*) [*genu*, the knee]. Pertaining to a knee or to a genu.

**Genuclast** (*jen'-u-klast*) [*genu*, knee; κλάειν, to break]. An apparatus for the forcible correction of knee-joint deformities or adhesions.

**Genuflex** (*jen'-u-fleks'*) [*genu*, knee; *flexus*, bent]. Bent at, or like, the knee. Also, bent at any joint.

**Genuflexion**, **Genuflexion** (*jen'-u-flek'-shun*) [*genu*, knee; *flexus*, bent]. The bending or flexion of the knee.

**Genuflexuous** (*jen'-u-fleks'-u-us*) [*genu*, knee; *flexus*, a bending]. In biology, zig-zag, with knee-like bendings.

**Genus** (*je'-nus*) [*genus*, a family: *pl.*, *Genera*]. A species or a number of species marked by one or more common characteristics that distinguish them from other groups of species.

**Genyantralgia** (*jen'-e-an-tral'-je-ah*) [*γένυς*, jaw, άντρον, cave; άλγος, pain]. Pain or neuralgia in the antrum of Highmore.

**Genyantritis** (*jen'-e-an-tri'-tis*) [*γένυς*, jaw; άντρον, cave; ιτις, inflammation]. Inflammation of the genyantrum.

**Genyantrum**, or **Genyantron** (*jen'-e-an'-trum*, or *-tron*) [*γένυς*, jaw; άντρον, cave]. The maxillary antrum, or antrum of Highmore.

**Genyplasty** (*jen'-e-plas-te*) [*γένυς*, cheek, chin, jaw; πλάσσειν, to form]. An operation for reforming or restoring the cheek or jaw, imperfect either from injury or from congenital malformation.

**Geoblast** (*je'-o-blast*) [*γῆ*, earth; *βλαστός*, germ]. In biology, a plumule that in germination rises above the ground, leaving the cotyledons buried, *e. g.*, that of the pea.

**Geoffroya** (*je-off-roi'-yah*) [after *Geoffroy*, a French physician]. A genus of leguminous trees. *G. spinulose* and *G. vermifuga* are S. American trees with anthelmintic seeds. Unof.

**Geogenous** (*je-og'-en-us*) [*γῆ*, earth; *γενής*, produced]. In biology, applied to such plants as grow on the ground, rather than on other plants; specifically applied to fungi.

**Geographic Tongue**. An eruption on the dorsum of the tongue, which becomes covered with sinuous, map-like lines. It is very chronic and obstinate in its nature, and most frequently attacks young children. It is probably the expression of a tropho-neurosis.

**Geography** (*je-og'-ra-fee*) [*γῆ*, earth; *γράφειν*, to write]. In medicine, a description of the earth's surface with reference to climatology and the distribution of disease, with relation to origin and locality.

**Geolin** (*je'-o-lin*) [*γῆ*, earth; *oleum*, oil]. A trade-name for a petrolatum resembling vaselin.

**Geology** (*je-ol'-o-je*) [*γῆ*, earth; *λόγος*, science]. The science treating of the structural development of the earth.

**Geomatism** (*je-om'-al-izm*) [*γῆ*, earth; *μαζός*, even]. In biology, the tendency of organisms to adjust themselves to the attraction of gravitation by symmetric growth in horizontal planes.

**Geomaly** (*je-om'-al-e*). Same as *Geomatism*.

**Geometry** (*je-om'-et-re*) [*γῆ*, earth; *μέτρον*, a measure]. That branch of mathematic science that treats of the relations of magnitudes.

**Geophagia** (*je-o-fa'-je-ah*). See *Geophagism*.

**Geophagism** (*je-off'-aj-izm*) [*γῆ*, earth; *φαγεῖν*, to eat]. The practice of earth-eating or clay-eating; chthonophagia.

**Geophagist** (*je-off'-aj-ist*) [*γῆ*, earth; *φαγεῖν*, to eat]. A dirt-eater.

**Geophagous** (*je-off'-ag-us*) [*γῆ*, earth; *φαγεῖν*, to eat]. Addicted to dirt-eating.

**Geophagy** (*je-off'-aj-e*). See *Geophagism*.

**Geophilous** (*je-off'-il-us*) [*γῆ*, earth; *φίλος*, loving]. In biology, ground-loving, *e. g.*, certain snails.

**Georgia Bark** (*jo'-r-je-ah*) [after King *George*, of England]. The bark of *Pinckneya pubens*, a tree of N. America; it is said to be febrifuge. Unof.

**Geotropic** (*je-o-trop'-ik*) [*γῆ*, earth; *τρέπειν*, to turn]. Affected by or turning toward the earth; exhibiting a tendency to grow toward the earth. The roots of plants are *geotropic*.

**Geotropism** (*je-ot'-ro-pizm*) [*γῆ*, the earth; *τρέπειν*, to turn]. In biology, the tendency of roots and other parts to grow downward toward the earth.

**Geotropy** (*je-ot'-ro-pe*). Same as *Geotropism*.

**Gephyrocercal** (*je-fir-o-ser'-kal*) [*γέφυρα*, a bridge; *κέρκος*, tail]. In biology, applied to fishes in which the aborted tail-fin is replaced by the union of the dorsal and anal fins.

**Geraniin** (*je-ra'-ne-in*) [*γεράνιον*, geranium]. A precipitate from the tincture of Cranesbill, *Geranium maculatum*. It stimulates and contracts the caliber of the capillary vessels of the mucous membranes, etc. Dose 1 to 3 grains. Unof.

**Geranium** (*je-ra'-ne-un*) [*γεράνιον*, geranium; *gen.*, *Geranii*]. Cranesbill-root. The root of *G. maculatum*, with properties due to tannic and gallic acids. It is useful in diarrhea, infantile colic, etc. *G.*, *Ext.*, *Fld.* Dose  $\mathfrak{m}$ v- $\mathfrak{z}$ j.

**Geratic** (*jer-at'-ik*) [*γῆρας*, old age]. Relating to old age.

**Geratology** (*jer-at-ol'-o-je*) [*γῆρας*, old age; *λέγειν*, to speak]. That department of biology that treats of the decadence and gradual extinction of a group of organisms.

**Gerber's Food**. A variety of infantile milk-food having the following composition: Water, 6.78; fat, 2.21; grape-sugar and milk-sugar, 6.06; cane-sugar, 30.50; starch, 38.48; soluble carbohydrates, 44.76; albuminoids, 9.56; ash, 1.21.

**Gerdy, Fibers of**. See *Fibers*. *G.*, *Ligament of*. See *Ligament*.

**Gerhardt's Sign**. See *Signs and Symptoms, Table of*. *G.'s Test*. See *Tests, Table of*. *G.*, *Type Theory of*, the molecules were considered as residues that remain unaltered in certain reactions.

**Gerlach's Ammonia-carmin**. See *Stains, Table of*. *G.'s Carmin Mass*, a warm-flowing mass for injecting tissues. Dissolve 5 gm. of carmin in a mixture of 4 c. c. of water and 0.5 c. c. of ammonia. Allow the solution to stand several days, and mix with 8 parts of a solution of gelatin, 1 to 2. Filter and inject at a temperature of 40° C. *G.'s Network*, or *Plexus*, an exceedingly delicate fibrous network of the finest nerve-fibrils in the gray matter of the cord. *G.'s Theory*, pertains to the connection of the nerve-fibers and ganglionic cells of the cord. *G.'s Tubal Tonsil*, a granular condition sometimes noticed at the orifices of the Eustachian tubes in chronic inflammations in this region, and due to swelling of the muciparous glands of the tube. *G.'s Valve*, the fold of mucous membrane that surrounds the mouth of the vermiform appendix.

**Gerlier's Disease**. An affection (of farm-hands) characterized by sudden paroxysms of ptosis, vertigo, muscular paresis, and cervico-occipital pain. See *Diseases, Eponymic Table of*.

**Germ** (*jerm*) [*L.*, *germen*, sprig, offshoot, embryo]. In biology, (a) a portion of matter potentially vital and having within itself the tendency to assume a definite living form (Harvey); a spore, a seed, an embryo. (b) A microbe or bacterium. *G.-area*, the germinal area, the germinal disc, *area germinativa*, the spot on an ovum where the development of the embryo begins. *G.*, *Asexual*, or *Unisexual*. See *Parthenogenesis, Germ-plasm, Evolution, and Reproduction*. *G.-band*, in embryology, one of the bands that unite to form the primitive streak. *G.-cell*. 1. The germinal vesicle in a non-fertilized ovum. 2. The ovum that has been impregnated, but which is still a single cell; a cytula, or a blastomere; a simple sphere. See also *Heredity*. *G.*, *Dentinal*, a tooth-papilla, or tooth-pulp. *G. of Disease*, the special virus or spore through which a disease becomes communicable. *G.-disc*. See *G.-area*. *G. Epithelium*, cylindric cells on the surface of the median plate of the mesoblast. *G.-flesh*. See *Sarcophyte*. *G.-gland*, a germ-producing gland; an ovary or a testicle. *G.-history*, ontogeny, *q. v.* *G.-layer*, in biology, any one of the membranes of a developing germ, as the *blastophylla*, *epiblast*, *mesoblast*, *hypoblast*, *endoderm*, *ectoderm*, *mesoderm*, *somatopleure*, *splanchnopleure*. *G.-plasm*, in biology, a term introduced by Weissmann to indicate the reproductive or hereditary substance of living organisms. It is held to contain all the primary constituents of the entire organism; it is never produced neogenetically, but is ever passed on from the germ-cell in which an organism originates in direct continuity to the germ-cells of succeeding generations. It causes the production of the new individual by directing the process of division in ontogeny, in the course of which it becomes changed in a regular manner. It is composed primarily of biophores (*q. v.*) or bearers of vitality, the smallest units that exhibit vital force. (Cf. *pangenis*



of De Vries, *physiologic units* of Herbert Spencer, *plastidules* of Elsberg, and *plasomes* of Wiesner.) These biophores unite into groups called *determinants* (*q. v.*), each of which is a primary constituent of a cell. Groups of determinants in turn combine to form *ids* (Cf. *ancestral germ-plasms*), which correspond to the small granules hitherto called *micro-somata* (*q. v.*). The *ids* again form groups called *idants* (*q. v.*), which correspond with the *chromatosomes* (*q. v.*) or rod-like granular masses of chromatin in the nucleus. **G-plasma**, the protoplasm of the ovum or germ, supposed to determine the character of the resultant offspring; the physical basis of heredity and of the conservation of the species. Its alleged unchangeableness is called "the immortality of the germ-plasma." See *Protoplasma*. **G.-plasmas**, **Ancestral**, Weismann's term for bodies of a highly complex constitution, each containing all the primary constituents that are necessary to the formation of an organism ("Ahnentplasma"), afterward supplanted by the word *id*, *q. v.* **G.-pore**, in cryptogamic botany, a simple pit in the coat of a spore or an opening that serves as a place of exit for the tubular outgrowths from the spore at the time of germination (De Bary). **G.-sac**, the vesicle constituting the blastoderm of mammals. **G., Specific**, same as *Germ*. **G.-theory**, the doctrine of the origin of every organism from a germ or germ-plasm; *blastogenesis*, as distinguished from *neogenesis*, or spontaneous generation. Also the doctrine that certain diseases are dependent upon the presence of certain microorganisms. **G.-tube**, in cryptogamic botany the filamentous growth of a spore upon germination. **G.-vesicle**. See *Germinal Vesicle*.

**German** (*jer'-man*) [*Germanus*, German]. Pertaining or belonging to Germany. **G. Breast-tea**, a decoction of althea, *q. v.* **G. Black**. Same as *Frankfort Black*. **G. Chamomile**. See *Matricaria*. **G. Disease**. Synonym of *Influenza*. **G. Ichthyol**. See *Thiol*. **G. Measles**. See *Rubeola*. **G. Method**, the oral method of instruction for deaf-mutes. **G. Tinder**. See *Amadou*.

**Germander** (*jer-man'-der*, or *jer'-man-der*) [ME., *germawnder*, *germander*]. A popular name for plants of the labiate genus *Teucrium*. *T. chamaedrys*, of Europe, is a popular polychrest remedy. *T. narum* is diaphoretic, tonic, and emmenagogue. Unof.

**Germarium** (*jer-mal'-re-um*) [*germen*, germ]. In biology, applied to the ovary of certain invertebrates.

**Germicidal** (*jer'-mis-i-dal*) [*germen*, a germ; *cedere*, to kill]. Destructive of germs.

**Germicide** (*jer'-mis-id*) [*germen*, germ; *cedere*, to kill]. A microbicide; an agent that destroys germs.

**Germiculture** (*jer'-me-kul-chür*) [*germen*, germ; *cultura*, culture]. The artificial culture of bacteria.

**Germifuge** (*jer'-mif-üj*) [*germen*, a germ; *fugare*, to banish]. 1. Having the power of expelling germs. 2. An agent that expels germs.

**Germinal** (*jer'-min-al*) [*germen*, a germ]. Pertaining to a germ or the genesis of a tissue or organ. **G. Area**, the *Area germinativa*, or *embryonal shield*, a white round spot upon one side of the vitelline membrane in which the blastoderm becomes double. **G. Disc**. See *Disc*. **G. Matter**. See *Protoplasma*. **G. Membrane**, the blastoderm. **G. Spot**, the nucleolus of the ovule. **G. Vesicle**; (a) the blastosphere or blastodermic vesicle; (b) a lacuna in the substance of the germ; (c) the imperfectly formed germ-cell in the embryo-sac previous to fertilization. Cf. *Gastrocystis*.

**Germination** (*jer-min-al'-shun*) [*germinatio*, sprouting, budding]. In biology, the development of an embryo from the ovum. Sprouting of a seed or spore.

**Germule** (*jer'-mül*) [*germen*, a germ]. An incipient germ.

**Gerocomia**, or **Gerocomy** (*jer-o-ko'-me-ah*, or *jer-ok'-o-me*) [*γέρων*, old man; *κομειν*, to care for]. The hygienic and medical care of old people.

**Gerocomium** (*jer-o-ko'-me-um*) [*γέρων*, old man; *κομειν*, to care for]. A home or institution for aged people.

**Geromasmus** (*jer-o-mar-az'-mus*) [*γέρων*, old man; *μαρασμός*, a wasting]. Emaciation and weakness characteristic of extreme old age.

**Geromeninguria** (*jer-o-men-in-gu'-re-ah*) [*γέρων*, old man; *μηνιγξ*, membrane; *οὖρον*, urine]. That senile condition in which the urine contains membranous shreds.

**Geromorphism** (*jer-o-mor'-fizm*) [*γῆρας*, old age; *μορφή*, form]. Decreptitude of the cutaneous system; appearance of age in a young person.

**Geroni speciosa** (*jer-o'-ne spe-she-o'-sah*) [L.]. An Andean plant, having a local reputation as a remedy for syphilis and rheumatism. Unof.

**Gerontoxon** (*jer-on-toks'-on*). See *Arcus senilis*.

**Geropigia** (*jer-o-pij'-e-ah*) [Port.]. A strongly sweetened and colored mixture of brandy and grape-juice, used in adulterating and fortifying wines.

**Gerst's Method**. See *Treatment, Methods of*.

**Gestation** (*jes-tal'-shun*) [*gestatio*; *gestare*, to bear]. Same as *Pregnancy*. **G., Abdominal**, the form of extra-uterine gestation in which the product of conception is developed in the abdominal cavity. **G., Double**. 1. Twin pregnancy. 2. The coexistence of uterine and extra-uterine pregnancy. **G., Ectopic**. Same as *G., Extra-uterine*. **G., Extra-uterine**, pregnancy in which the product of conception is not contained in the uterine cavity. **G., Dorsal**, the hatching of eggs on the back, as occurs in certain batrachians, *e. g.*, the Surinam toad. **G., Mammary or Pouch**, the completion of growth in a pouch, as in marsupials. **G., Oral**, applied to the hatching of eggs in the mouth, as occurs in some fishes.

**Geum** (*je'-um*). See *Avens*.

**Gheel System** (*gēl sis'-tem*) [from *Gheel*, a town in Belgium]. The colony-plan of housing, boarding, and treating the insane, which prevails at Gheel, in Belgium.

**Giacomi's Method**. A method of staining the bacillus of syphilis. See *Stains, Table of*.

**Giacomini's Method of Preserving the Brain**. Immerse the brain in a saturated solution of chlorid of zinc; turn several times daily and inject 600 grms. of the liquid through the carotids. Remove the membranes in 48 hours. Allow the brain to remain in the solution until it begins to sink, then immerse in alcohol for 10 days. Immerse in glycerin until it sinks; remove, allow to dry, and varnish.

**Giampetro-Löwenberg Method**. A method of introducing the Eustachian catheter. The catheter is passed into the pharynx, and the beak is then turned toward the opposite tube and the catheter withdrawn until it catches on the posterior edge of the septum narium, when it is rotated in the opposite direction through an arc of at least 180° into the tube which it is desired to catheterize.

**Giant** (*ji'-ant*) [*γίγας*, large or ponderous]. An adult of a species excessively developed in stature and proportions. **G.-cell**. See *Cell*. **G. Pelvis**. See *Pelvis, Female, Deformities of*. **G.-powder**. See *Dualin*. **G.-swelling**. See *Angio-neurotic Edema* and *Urticaria tuberosa*. **G. Urticaria**. See *Urticaria ædematosa*.

**Giantism** (*ji'-an-tizm*) [*γίγας*, large]. Excessive overgrowth; the quality of being gigantic. **Gigantism**.

- Gianuzzi, Cells or Crescents of.** Granular protoplasmic cells found in mucous glands between the mucous cells and the basement-membrane; they play an important part in the functional activity of the gland. They are also called *demitune* cells. See *Cell*.
- Gibbes' Method.** A method of staining tubercle-bacilli. See *Stains, Table of*.
- Gibbon's Hydrocele.** See *Diseases, Table of*.
- Gibbositas** (*gib-os'-it-as*) [L.]. Gibbosity; the condition of being a hunchback.
- Gibbosity** (*gib-os'-it-e*) [*gibber*, a hunch, a hump]. In biology, a hump or irregular protuberance.
- Gibbous** (*gib'-us*) [*gibber*, hunched]. Swollen, convex, protuberant, especially upon one side.
- Gibert's Pityriasis.** See *Diseases, Table of*. **G.'s Syrup.** See *Hydrargyrum*.
- Giblets** (*jib'-lets*) [OF., *giblet*, *giblets*]. The entrails of fowl.
- Gibraltar Fever.** Synonym of *Yellow Fever* and of *Mediterranean Fever*.
- Gibson's Bandage.** See *Bandage*.
- Gid** (*gid*) [ME., *gidie*, dizzy]. Staggers in sheep, a disease caused by a cystic worm in the brain, formerly called *Cœnurus cerebralis*, *q. v.* See under *Parasites (Animal)*, *Table of*.
- Giddiness** (*gid'-e-nes*) [ME., *gidie*, dizzy]. A sensation of whirling or unsteadiness of the body, usually accompanied by more or less nausea. See *Gid*.
- Giesbrecht's Method.** A method of mounting serial sections. Make a solution of brown shellac in alcohol; filter and paint on warmed slides; allow to dry. Over this paint a thin layer of creasote and put the sections in place. Then heat the slide on a water-bath for fifteen minutes at the melting-point of paraffin. Allow to cool; dissolve the paraffin in turpentine; mount in balsam. The tissue must have been stained *en masse* before embedding.
- Gigantism** (*ji-gan'-tizm*) [*γίγας*, giant]. Abnormally exaggerated size; excessive overgrowth; great hypertrophy or auxesis. Giantism.
- Gigantoblast** (*ji-gan'-to-blast*) [*γίγας*, giant; *βλαστός*, a germ]. A large germ said to exist in the blood in cases of pernicious anemia. It somewhat resembles the larger megalocyte.
- Giganto-cellular** (*ji-gan'-to'-sell'-u-lar*) [*γίγας*, giant; *cella*, cell]. Characterized by giant-cells; as *Giganto-cellular Endothelioma*.
- Gigartina** (*jig-ar-ti'-nah*) [L.]. A genus of seaweeds, several species of which are used in the same way as *Carrageen*, for human food. Some of the agar-agar of commerce is believed to be the product of plants of this genus.
- Gigerium** (*ji-jel'-re-um*) [*gigeria*, the entrails of poultry]. In biology, the gizzard of birds, or the thickened muscular portion of the stomach in certain mammals. See *Gizzard*.
- Gigger** (*jig'-er*). See *Pulex*.
- Gila monster.** See *Heloderma*.
- Gill** (*gil*) [ME., *gile*, *gylle*, a gill]. One of the respiratory organs of such animals as breathe the air that is mixed with water. The gills first appear in the *Polychæta*. Cf. *Branchiæ*. **G.-hearts**, contractile expansions, with but a single cavity, at the base of the blood-vessels conducting the blood to the branchiæ in the higher crustacea.
- Gillenia** (*jil'-e'-ne-ah*) [after Dr. Arnold *Gill*, a German botanist]. A genus of rosaceous herbs. **G. stipulacea** (Bowman's root, Indian physic) and **G. trifoliata**, both of N. America, are good, safe, and effective substitutes for ipecac. Unof.
- Gillenin** (*jil'-en-in*) [after Dr. *Gill*, a German botanist]. The active principle of *American Ipecac*. It is a bitter, slightly odorous, permanent powder with emetic properties.
- Gimbernat's Ligament.** See *Ligament*.
- Gin** (*jin*) [ME., *gynypre*, juniper]. Common grain-spirit distilled and aromatized with juniper-berries. The finest gin, known as "Holland," is made in the distilleries of Schiedam, whence also the name "Schiedam Schnapps." See *Spiritus juniperi*. **G.-drinker's Liver.** See *Cirrrosis*, and *Hobnail Liver*. **G.-liver.** See *Cirrrosis*.
- Gingelly Oil** (*jin-jel'-e oil*). See *Sesami, Oleum*.
- Ginger** (*jin'-jer*). See *Zingiber*.
- Gingiva** (*jin-jiv'-ah*) [L. "the gum;" *pl.*, *Gingivæ*]. The vascular tissue surrounding the necks of the teeth and covering the alveoli.
- Gingival** (*jin'-jiv-al*) [*gingiva*, the gum]. Pertaining to the gums. **G. Line**, a blue or purplish line along the gums where they meet the teeth, indicative of chronic lead-poisoning; also, the reddish line on the gums sometimes seen in tuberculosis, etc. **G. Margin**, the line or edge of the gums where they meet the teeth; the free edge of the gums.
- Gingivalgia** (*jin-jiv-al'-je-ah*) [*gingiva*, gum; *ἄλγος*, pain]. Neuralgia of the gums.
- Gingivitis** (*jin-jiv-it'-tis*) [*gingiva*, the gums; *itis*, inflammation]. Ulitis; inflammation of the gums. **G., Expulsive**, osteo-periostitis of a tooth, which is gradually expelled from its socket.
- Ginkgo** (*ging'-ko*) [Jap.]. A genus of taxaceous trees. **G. biloba**, a native of Eastern Asia, is now common in the U. S. Its edible seeds are astringent and are said to restrain or to slow the secretion of urine. Unof.
- Ginglymoid** (*ging'-glim-oid*) [*γίγγυμος*, a hinge; *εἶδος*, likeness]. Resembling a hinge-joint.
- Ginglymus** (*ging'-glim-us*). See *Diarthrosis*.
- Ginseng** (*jin'-seng*) [Chinese, *jintsan*, ginseng]. The fleshy root of several species of *Panax* or *Aralia*. *A. ginseng*, of Eastern Asia, and *A. quinquefolia*, of the U. S., are the best-known species. Ginseng is an aromatic bitter with tonic properties. Unof.
- Giraffe**, **Girafy** (*jir-af', -af'-e*). See *Endemic Colic* and *Dengue*.
- Giraldensian Organ or Organ of Giraldès.** The par-epididymis. It is composed of a number of flat, white bodies, each of which consists of a collection of tubes blind at each end. It is situated at the posterior portion of the epididymis, between the head and the vas deferens.
- Girdle** (*gir'-dl*) [ME., *girdel*, a waistband]. Any band designed to go around the body. **G., Emphysematous.** See *Emphysema*. **G., Neptune's**, an abdominal bandage used in applying the wet-pack. **G.-pain**, a sensation as if a girdle were drawn tightly around the body. When not hysteric, it is characteristic of disease of the myelon, or of the nerve-roots. **G., Pelvic**, the bones (or cartilages) forming the support for the lower limbs of vertebrates. In mammals they consist of the ilia, ischia, and os pubes. **G.-sensation.** Same as *G.-pain*. **G., Shoulder**, the system of bones designed for the support of the upper limbs or arms. In man, the scapule and clavicles compose this structure.
- Girgensohn's Method.** A method of removing proteids from a liquid. Mix the solution with half its volume of a solution of common salt; add tannin in slight excess, and the proteids will be entirely precipitated.
- Girmir** (*gir'-mir*) [Arab]. Tartar of the teeth.
- Giroflé** (*jir-o-fla'*). See *Pigments, Conspectus of*.
- Gizzard** (*giz'-ard*) [OF., *gesier*; L., *gigerium*]. The strong muscular stomach of birds; also, the corre-



sponding organ at the pylorus of certain mammals. **G.-skin**, the lining membrane of a gizzard. Pigeons' gizzard-skins, dried and triturated, are a popular remedy for dyspepsia. See *Ingluvin*.

**Glabella** (*gla-bel'-ah*) [dim. of *glaber*, smooth]. The triangular space between the eyebrows. See *Cranio-metric Points*.

**Glabbad** (*gla-bel'-ad*) [dim. of *glaber*, smooth; *ad*, to]. Toward the glabellar aspect of the head.

**Glabbellar** (*gla-bel'-ar*) [dim. of *glaber*, smooth; *ad*, to]. Pertaining to the glabella.

**Glabbellen** (*gla-bel'-en*) [dim. of *glaber*, smooth]. Belonging to the glabella in itself.

**Glabbello-inial** (*gla-bel'-o-in'-e-al*) [dim. of *glaber*, smooth; *inior*, the nape of the neck]. Included between the glabellum to the inion.

**Glabbello-obeliac** (*gla-bel'-o-o-bel'-le-ak*) [dim. of *glaber*, smooth; *ὀβελός*, a spit]. Included between the glabella to the obelion.

**Glabbello-occipital** (*gla-bel'-o-ok-sip'-it-al*) [dim. of *glaber*, smooth; *occiput*, the occiput]. Included between the glabellum to the occiput.

**Glabbellum** (*gla-bel'-um*) [*glaber*, smooth]. Same as *Glabella*.

**Glabrare** (*glā'-brāt*) [*glabrare*, to make smooth]. In biology, becoming or tending to smoothness or baldness.

**Glabrous** (*glā'-brus*) [*glaber*, smooth]. Smooth. In biology, destitute of hairs or down.

**Glacial** (*glā'-she-al*) [*glacies*, ice]. Icy; resembling ice in appearance, as glacial acetic or phosphoric acid. **G. Phosphoric-acid Test**. See *Tests, Table of*.

**Glacialin** (*glā'-she-a'-lin*) [*glacies*, ice]. An antiseptic substance used for the preservation of foods. It consists of borax, boric acid, sugar, and glycerin.

**Glaciation** (*glā'-she-a'-shun*) [*glacies*, ice]. A condition like that of ice; erosive effect like that of moving ice.

**Gladiare** (*glād'-ē-at*) [*gladius*, a sword]. In biology, ensiform, or sword-shaped.

**Gladiolin** (*glād-it'-o-lin*) [*gladius*, a sword]. An alkaloid from brain-tissue.

**Gladiolus** (*glād-e-o'-lus*) [dim. of *gladius*, a sword]. 1. The middle or second piece of the sternum. 2. A genus of iridaceous flowering-plants. **G. segetum**, of Europe, is said to be aphrodisiac and emmenagogue. Unof.

**Glair** (*glār*) [ME., *glayre*, the white of egg]. The white of egg; any thin, viscous substance, as a mucous discharge.

**Glairidin** (*glār'id-in*). Same as *Glairin*.

**Glairin** (*glār'in*) [ME., *glayre*, the white of egg]. A peculiar organic, gelatinous substance found on the surface of some thermal waters. It is also called *baregin*, *plombierin*, *zoëgene*, *glairidin*, *sulphurain*, and *zoidin*. See *Baregin*.

**Glairy** (*glār'-ē*) [*glayre*, the white of egg]. Slimy; also, albuminous.

**Glaisher's Factors**. A table of figures for calculating the dew-point.

**Glama** (*glā'-mah*) [L.]. Lippitudo. An accumulation of gummy or hard material at the inner canthus of the eye; the material so accumulated.

**Gland** [*glans*, an acorn]. A name given to numerous bodies or organs of the body, both secretive and excretive in function, withdrawing from the blood material for other purposes, or that is injurious or of no use to the economy. In structure they may be simple, saccular, or tubular. Also, the bulbous end of the penis and clitoris. **G., Abdominal Salivary**, a term for the pancreas. **G., Absorbent**. See *G., Lymphatic*. **G., Accessory Lachrymal**.

See *G. of Krause*. **G., Accessory Lactiferous**. See *G. of Montgomery*. **G., Accessory (of Pancreas)**. See *G., Brunner's*. **G., Accessory (of Parotid)**. See *Socia parotidis*. **G., Accessory (of Rosenmüller)**. See *G., Rosenmüller's*. **G., Accessory Supra-renal**, a small gland sometimes connected with and resembling the supra-renal capsules. **G., Accessory Thyroid**, a small mass of gland-tissue connected with the thyroid gland. **G., Acinose**, one composed of acini. **G., Acinous**. See *G., Racemose*. **G., Aggregate**. See *G., Cowper's*. **G., Aggregated (of Bruch)**, a number of follicles in the conjunctiva, at the palpebro-sclerotic reflection. **G., Agminated**. See *G., Peyer's*. **G., Albumin**, in *Cestoda*, the gland that secretes the albuminous coating of the ovum. **G., Anal**, a lymphatic and odoriferous gland situated near the anus. **G., Angular**. See *G., Submaxillary*. **G., Anomalous**. See *G., Ductless*. **G., Anteprostatic**. See *G., Cowper's*. **G., Aporic**. See *G., Ductless*. **G.-area**, the depressed area, from the alveolar epithelium of which the mammary gland is developed. **G., Arterial**, one of a number of small gland-like bodies connected with the arterial system. **G., Arytenoid**, a small muciparous gland in front of the arytenoid cartilage. **G., Atrabiliary**, an old name for the Supra-renal Capsule. **G., Auricular, Anterior**, a lymph-gland anterior to the external auditory meatus. **G., Auricular, Posterior**. See *G., Subauricular*. **G., Axillary**, one of the lymph-glands situated in the axilla. **G. of Bartholin**. 1. A small gland on either side of the vagina, opening through a duct, on the inner side of the nympha. 2. See *G., Sublingual*. **G., Bauhin's**. See *G., Nuhn's*. **G. of Benham**. See *G., Lophophoral*. **G., Blandin's**. See *G., Nuhn's*. **G., Blind**. See *G., Ductless*. **G., Blood**. See *G., Hematopoietic*. **G., Blood-vascular**. See *G., Hematopoietic*. **G. of Boerhaave**. See *G., Miliary*. **G., Bowman's**, one of the tubular glands of the olfactory region. **G., Brachial**, one of the lymph-glands of the arm and the fore-arm. **G., Branchio-tympanic**. See *G., Tympanic*. **G., Bronchial**. 1. One of the lymph-glands of the bronchi and root of the trachea. 2. See *G., Thyroid*. **G. of Bruch**. See *G., Aggregated*. **G., Brunner's**, one of the granular racemose bodies found in the wall of the duodenum. **G., Buccal**, one of the glands between the buccinator muscle (of the cheek) and the adjacent mucous membrane. **G., Buccal, Inferior**. See *G., Molar*. **G., Bulbo-cavernous**. See *G., Cowper's*. **G., Bulbo-urethral**. See *G., Cowper's*. **G., Byssus**. See *G., Byssys*. **G., Byssys**, in *Lamellibranchiata*, a gland near the foot, secreting the substance that forms the byssus. **G., Calciferous**, in the earth-worm one of several pairs of lateral glandular bodies in the esophagus whose function it is to secrete a calcareous substance. **G., Camphor**, one of the camphor-secreting glands of the camphor-tree. **G., Cardiac**, one of the acinous glands in the mucosa at the distal extremity of the esophagus. **G., Cardiac Gastric**. See *G., Oxyntic*. **G., Cardiac Lymphatic**. See *G., Mediastinal, Superior*. **G., Carotic**. See *G., Intercarotid*. **G., Carotid**. See *G., Intercarotid*. **G., Cecal**, one of the lymph-glands around the cecum. **G., Celiac**, one of the lymph-glands on the abdominal aorta, above the superior mesenteric artery. **G., Cement**. 1. One of certain glands in insects whose function it is to secrete the sebum that surrounds the ova prior to their discharge. 2. In *Cirripedia*, one of the glands in the antennæ secreting a sticky substance. **G., Ceruminiparous**. See *G., Ceruminous*. **G., Ceruminous**, one of the convolute glands secreting the cerumen of

the ear. **G., Cervical**, one of the lymph-glands of the neck; these are also called cervical ganglia. **G., Cervical, Deep**, one of the lymph-glands contained in two groups, superior and inferior, that are deeply seated in the neck. They empty into the right lymphatic duct, through the jugular lymphatic. **G., Cervical, Inferior, Deep**, the lower group of deep cervical glands in the supra-clavicular fossa. **G., Cervical, Middle**, one of the lymph-glands in the neck, corresponding to the lower portion of the larynx. **G., Cervical, Posterior**, any one of the deep lymph-glands situated along the anterior border of the trapezius muscle on either side of the neck. Enlargement of these glands is one of the earliest evidences of the secondary stage of syphilis. **G., Cervical, Superficial**, one of the superficial lymph-glands in the upper anterior portion of the neck. **G., Cervical, Superior, Deep**, the upper of the deep cervical lymph-glands, near the bifurcation of the common carotid artery. **G., Cervical, Upper, Deep**. See *G., Cervical, Superior, Deep*. **G., Choroid**, in certain *Teleostei*, a vascular plexus around the optic nerve. **G., Choroideal**. See *G., Choroid*. **G., Circumanal**. See *G., Anal*. **G., Closed**. See *G., Ductless*. **G., Coccygeal** (or *Luschka's*). 1. A small arterial gland on the top of the coccyx, ventrally. 2. See *G., Uropygial*. **G., Colic**. See *Crypts of Lieberkühn*. **G., Colleterial**. See *Colleterium*. **G., Compound**, one in which the secreting surface is contained in numbers of small pouches. A gland whose duct is branched. **G., Concatenate**. See *G., Cervical, Deep*. **G., Conglobate**. See *G., Lymphatic*. **G., Conglomerate**. See *G., Racemose*. **G., Congregate**. See *G., Peyer's*. **G., Coniferous**, an old name for the discoid tracings in the wood-cells of gymnosperms. **G., Convoluted**, a tubular gland with a highly convoluted blind termination. **G., Cowper's** (or *Méry's*), in the male, one of two small acinous glands, situated between the two layers of the triangular ligament, anteriorly to the prostate gland. **G., Cowperian**. See *G., Cowper's*. **G., Cubital**, one of the lymph-glands of the elbow. **G., Cubital, Deep**, any one of the deep lymph-glands around the elbow-joint. **G., Cubital, Superficial**, any one of the lymph-glands situated over the inner condyle of the humerus in the subcutaneous connective tissue. **G., Cutaneous**, any one of the various glands of the skin. They include the hair, sudoriparous and sebaceous glands. **G., Cyathiform**, in biology, small, fleshy, cup-like glands, secreting a viscid fluid. **G., Decidual**, any one of the glands of the decidua. **G., Dental** (of *Serres*), one of the small, white epithelial bodies on the mucous membrane of the jaw, over the point of emergence of the teeth. **G., Diapnogenous**. See *G., Sudoriparous*. **G., Digestive**, in biology, one of certain glands situated on the leaves or other portions of some insectivorous plants; they secrete a fluid capable of digesting albuminoid substances. **G., Dorsal**. See *G., Scapular*. **G., Ductless**, a gland without a duct. **G., Duodenal**. 1. See *G., Brunner's*. 2. One of the lymph-glands of the duodenal mesentery. **G., Duverney's**. See *G. of Bartholin*. **G., Ebner's**, one of the acinous glands of the tongue situated in the region of the circumvallate papillæ. **G., Enteric**. See *Crypts of Lieberkühn*. **G., Epiglottic**, one of the muciparous glands about the posterior surface of the epiglottis. **G., Esophageal**, one of the acinous lymph-glands under the mucous membrane of the esophagus. **G., Excretory**, one of the glands that secrete the excrementitious matters of the body. **G., External**, in botany, one of the glands on the outer surface of a plant-organ. **G., Facial**, one of the

lymph-glands of the face. **G., Facial, Deep**, one of the lymph-glands beneath the buccinator muscle. **G., Facial, Superficial**. See *G., Auricular, Anterior*. **G., Femoral**. See *G., Inguinal*. **G.-fever**, an infectious constitutional disorder characterized by rapid and painful enlargement of the cervical lymphatic glands, with considerable elevation of temperature. **G., Floral**. See *G., Nectariferous*. **G., Follicular**, one consisting of or beginning in follicles. **G., Follicular** (of the tongue), one of the lymph-glands in the mucous membrane at the base of the tongue. **G., Fundus**. See *G., Oxyntic*. **G. of Galeati**. See *Crypts of Lieberkühn*. **G., Gastric**, any one of the glands of the stomach, tubular or peptic. Those lining the fundus of the stomach are the true pepsin-secreting glands. **G., Gastro-epiploic, Inferior**, one of the lymph-glands surrounding the greater curvature of the stomach. **G., Gastro-epiploic, Superior**, one of the lymph-glands in the gastrophrenic ligament. **G., Genal**. See *G., Buccal*. **G., Genital**. See *G., Sexual*. **G., Globate**. See *G., Lymphatic*. **G., Globular** (of *Mirbel*), in biology, one of the spheric glands forming a pulverulent surface upon the calyx, corolla and anthers of many labiate plants. **G., Glomerate**. See *G., Racemose*. **G., Green**, in *Crustacea*, a gland on the side of the anterior portion of the body. Its duct opens on a cervical eminence, just below the antenna. **G., Guérin's**. See *G., Skene's*. **G. of Guettard**. See *G., Miliary*. **G., Guttural**. See *G., Pharyngeal*. **G., Hair**, the sebaceous gland of a hair-follicle. **G., Harder's**. See *G., Harderian*. **G., Harderian**, a small gland in the nictitating membrane of many of the lower animals. **G. of Havers** (also called synovial fringe), one of the fatty bodies lying behind the highly vascular fringe-processes that project from a synovial membrane into the cavity of a joint; these were formerly believed to be the glands that secreted the synovia. **G., Haversian**. See *G. of Havers*. **G., Hematopoietic**, any one of the glands that are supposed to take part in the formation of the blood, as the spleen, thymus, supra-renal capsules, etc. **G. of Henle**. See *G., Aggregated* (of *Bruch*). **G., Hepatic**, one of the lymph-glands in the ligaments around the liver. **G., Hermaphrodite**, in hermaphroditic animals, a gland answering both as ovary and testicle. **G., Hibernating**, in hibernating animals, one of the masses of fatty tissue, supposed to aid in sustaining life during hibernation. **G., Honey-comb**. See *G., Peyer's*. **G., Hydrophorous**. See *G., Sudoriparous*. **G., Hypogastric**. See *G., Iliac, Internal*. **G., Iliac, Anterior**, one of the lymph-glands anterior to the iliac arteries, and situated between the fifth lumbar vertebra and the femoral ring. They receive the lymphatic and efferent vessels of the inguinal glands. **G., Iliac, External**. See *G., Iliac, Anterior*. **G., Iliac, Internal**, one of the lymph-glands in the course of the hypogastric artery and vein. **G., Iliac, Superior**, one of the lymph-glands near the crest of the ilium. **G., Infraclavicular**, one of the small lymph-glands situated below the clavicle, between the deltoid and pectoral muscles. **G., Inguinal, Deep**, one of the lymph-glands in the crural ring, around the femoral artery and vein. **G., Inguinal, Superficial**, one of the lymph-glands in the superficial fascia just above Poupart's ligament. **G., Infundibular**, the infundibulum of the brain. **G., Intercarotid**, a minute body of glandular structure, of unknown function, situated at the bifurcation of the common carotid artery. **G., Intercellular**, one of the multicellular vegetable glands, supplying the walls between the cells. **G., Intercostal**, one of the lymph-glands



in the posterior portion of the intercostal spaces. **G.**, **Internal**, in botany, a gland below the surface of a plant-organ. **G.**, **Intercocular**, in comparative anatomy, the ectocranial portion of the epiphysis cerebri. It is regarded as the rudiment of the third eye. **G.**, **Interungulate**, in sheep, a muciparous gland between the hoofs. **G.**, **Intestinal, Solitary**, one of a number of peculiar white isolated lymph-glands distributed through the intestinal mucous membrane. **G.**, **Jugular, Inferior**. See *G.*, *Cervical, Deep*. **G.**, **Jugular, Superficial**. See *G.*, *Cervical, Superficial*. **G.**, **Jugular, Superior**. See *G.*, *Cervical, Superior, Deep*. **G.** of **Kölliker**. See *G.*, *Bowman's*. **G.** of **Krause**, one of a number of acinous glands in the orbital portion of the conjunctiva. **G.**, **Labial**, one of several racemose glands near the edges of the lips. **G.**, **Lachrymal**, a compound racemose gland in the upper and outer portions of the orbit, whose function it is to secrete the tears. **G.**, **Lachrymal, Inferior**, the lower portion of the lachrymal gland. **G.**, **Lachrymal, Superior**, the upper portion of the lachrymal gland. **G.**, **Lactiferous**. See *G.*, *Mammary*. **G.**, **Laryngeal, Anterior, Posterior**, one of the acinous lymph-glands in the laryngeal mucous membrane. **G.**, **Lateral**, in *Cestodes*, one of the glands situated on either side of the uterus. **G.**, **Lenticular**. 1. In botany, one of the oily or fatty glands found in plants. 2. One of the conglobate glands in the mucous membrane of the stomach. **G.** of **Lieberkühn**. See *Lieberkühn, Crypts of*. **G.**, **Lingual, Anterior**. See *G.*, *Nuhn's*. **G.**, **Lingual, Lateral**, one of the acinous glands at the edge of the tongue. **G.**, **Lingual, Lymphatic**, one of two or three glands on the outer surface of the hyoglossus muscle. **G.**, **Lingual, Posterior**, one of the acinous lymph-glands on the dorsum linguae near the foramen cecum. **G.** of **Littre** (or of **Morgagni**), one of the small racemose muciparous glands in the mucous membrane of the cavernous portion of the urethra. **G.**, **Lobulated**. See *G.*, *Racemose*. **G.**, **Lophophoral** (of *Benham*), in biology, a border of glandular tissue, surrounding the lophophore. **G.**, **Lumbar**, one of a number of lymph-glands, situated in the lumbar region, behind the peritoneum. **G.**, **Luschka's**. See *G.*, *Coccygeal*. **G.**, **Lymph**. See *G.*, *Lymphatic*. **G.**, **Lymphatic**, a small oval mass of lymphoid tissue in the course of a lymphatic vessel. There are supposed to be between 500 and 600 in man. The chyle and lymph pass through them to the blood. **G.**, **Lymphatic, Solitary**. 1. A simple isolated lymph-gland. 2. See *G.*, *Intestinal, Solitary*. **G.**, **Mammary**, one of the glands, in mammals, that secrete milk. **G.**, **Mastoid**. See *G.*, *Subauricular*. **G.**, **Maxillary, Internal**. See *G.*, *Facial, Deep*. **G.**, **Mediastinal**, one of the lymph-glands in the mediastinum. **G.**, **Mediastinal, Anterior**, one of several small lymph-glands in the lower portion of the anterior mediastinum. **G.**, **Mediastinal, Posterior**, one of the lymph-glands in the posterior mediastinum surrounding the esophagus and thoracic aorta. **G.**, **Mediastinal, Superior**, one of the lymph-glands in the upper portion of the mediastinum. **G.**, **Meibomian**, one of the minute sebaceous follicles between the cartilage and conjunctiva of the eyelids. **G.** of **Meibomius**. See *G.*, *Meibomian*. **G.**, **Méry's**. See *G.*, *Cowper's*. **G.**, **Mesenteric**, one of the lymph-glands of the mesentery. **G.**, **Meseraic**. See *G.*, *Mesenteric*. **G.**, **Mesocolic**, one of the lymph-glands in the mesentery of the colon. **G.**, **Miliary**. 1. (of *Boerhaave*) any one of the sudoriparous glands. 2. (of *Mirbel*) in biology, one of the minute granules on the green parts of plants. 3. (of *Guettard*) a stoma-

**G.** of **Mirbel**. See *G.*, *Miliary*, and *G.*, *Globular*. **G.**, **Molar**, one of the large buccal glands situated near the molar teeth, between the masseter and buccinator muscles of the cheek. **G.**, **Moll's**, one of the modified sweat-glands on the free margin of the eyelids opening into the hair-follicles of the eyelashes. **G.**, **Montgomery's**, one of the microscopic sebaceous glands of the areola of the breast. **G.** of **Morgagni**. See *G.* of *Littre*. **G.**, **Moriform**. See *G.*, *Racemose*. **G.**, **Morrenian**, in biology, one of certain glands of worms, as the earth-worm, whose function is that of assimilation. **G.**, **Mucilaginous**, a name given to one of the fringed processes of synovial membranes. See *G.*, *Haversian*. **G.**, **Muciparous**. See *G.*, *Mucous*. **G.**, **Mucous**, one of the glands in mucous membranes, secreting mucus. **G.**, **Mucous, Salivary**, a salivary gland mainly secreting mucus. **G.**, **Mushroom-shaped**, a peculiar accessory male genital organ in certain insects, probably the analogue of the seminal vesicle. **G.**, **Musk**, the glandular structure in certain animals secreting musk. **G.** of **Naboth** (also called *follicle of Naboth*), a pathologic vesicle in the mucous membrane of the uterine cervical canal. **G.**, **Nabothian**. See *G.* of *Naboth*. **G.**, **Nasal**. 1. See *G.*, *Supra-orbital*. 2. (of *Rathke*). See *Jacobson's Organ*. **G.**, **Nasal, External**, in birds, a gland in the frontal or nasal bone emptying into the nasal cavities. **G.**, **Nectar**. See *G.*, *Nectariferous*. **G.**, **Nectariferous**, in biology, a gland secreting honey or nectar. **G.**, **Nerve**, the supra-renal capsule. **G.**, **Nervous** (of the *pelvis*). See *G.*, *Coccygeal*. **G.**, **Nidamental**, in biology, a gland secreting a peculiar viscid material that invests the ova. **G.**, **Nuck's**. See *G.*, *Nuhn's*. **G.**, **Nuhn's**, one of the acinous glands near the apex of the tongue. They are also called *Nuck's*, *Bauhin's*, and *Blondin's glands*. **G.**, **Occipital**, one of the lymph-glands situated over the occipital insertion of the trapezius. **G.**, **Odoriferous**, one of the glands secreting odoriferous substances, as behind the cervix of the penis, secreting the smegma. **G.**, **Oil**. See *G.*, *Sebaceous*. **G.**, **Oviducal**, in *Elasmobranchia*, a gland connected with the oviduct. **G.**, **Oxyntic**, one of the glands of the cardiac region of the stomach, supposed to secrete the acid of the gastric juice. **G.** of **Pacchioni**. See *Pacchionian Bodies*. **G.**, **Pacchionian**. See *Pacchionian Bodies*. **G.**, **Palatal**. See *G.*, *Palatine*. **G.**, **Palatine**, a small acinous gland that with others forms a continuous layer beneath the mucous membrane of the hard and soft palate. **G.**, **Palpebral**. See *G.*, *Meibomian*. **G.**, **Pancreatico-splenic**, one of the lymph-glands following the course of the splenic artery and vein. **G.**, **Papillary**, in biology, a papilla-like gland on the under surface of a leaf of labiate plants. **G.**, **Parotic**. See *G.*, *Parotid*. **G.**, **Parotid**, a large salivary gland situated in front of the ear. **G.**, **Parotid, Lymphatic**. See *G.*, *Auricular, Anterior*. **G.** of **Pecklin**. See *G.*, *Peyer's*. **G.**, **Pectoral**, one of the lymph-glands on the lower portion of the pectoralis major muscle. **G.**, **Pepsin**. See *G.*, *Oxyntic*. **G.**, **Pepitic**. See *G.*, *Oxyntic*. **G.**, **Perspiratory**. See *G.*, *Sudoriparous*. **G.**, **Petiolar**, in botany, a gum-secreting gland occurring on the petiole. **G.**, **Peyer's**, one of a number of lymph-follicles of the bowel occurring mainly in the ileum. They are especially involved in typhoid fever. **G.**, **Peyerian**. See *G.*, *Peyer's*. **G.**, **Pharyngeal**, one of the racemose glands in the pharyngeal mucous membrane. **G.**, **Phrenic**, one of the lymph-glands in the lower portion of the anterior mediastinum. **G.**, **Pilous**. See *G.*, *Hair*. **G.**, **Pineal**. See *Pineal Gland*. **G.**, **Pituitary**, a term for the hypophysis of

the brain. See *Pituitary Body*. **G., Plexiform.** See *G., Peyer's*. **G., Poison**, a gland in venomous insects and snakes that secretes the poisonous substance. **G., Popliteal**, one of the lymph-glands surrounding the popliteal vessels. **G., Precrural**, in comparative anatomy, one of the lymph-glands following the course of the nervus circumflex ilii. **G., Prehyoid**, an accessory thyroid gland above the hyoid bone. **G., Prelaryngeal**, a lymph-gland on the crico-thyroid membrane, between the crico-thyroid muscles. **G., Prepectoral**, in comparative anatomy one of the lymph-glands surrounding the lower portion of the jugular vein. **G., Preputial**. See *G., Tyson's*. **G., Pre-scapular**, in comparative anatomy, one of the lymph-glands situated beneath the elevator humeri muscle. **G., Prostate**. See *Prostate Gland*. **G., Prostatic**. See *Prostate Gland*. **G., Pulmonary**, one of the lymph-glands in the pulmonary substance. **G., Purple**, in *Gasteropoda*, one of the glands secreting the so-called Tyrian purple. **G., Pyloric**, one of the glands of the stomach mainly situated near the pylorus and secreting the gastric juice. **G., Racemose**, a compound follicular gland resembling a bunch of grapes. It is composed of a number of acini with a single excretory duct. **G. of Rathke**. See *G., Nasal*. **G., Renal**, the suprarenal capsule. **G., Reticulate**, a lymph-gland containing reticular tissue. **G., Retroperitoneal**, one of the lymph-glands behind the peritoneum. **G., Rivini's**. See *G., Sublingual*. **G., Rosenmüller's**. 1. The inferior lachrymal gland (*accessory of Rosenmüller*). It is the fore part of the lachrymal gland, which is separated from the rest of the gland by a fibrous septum. It is also called the palpebral portion of the lachrymal gland. 2. The lymph-gland situated in the crural ring. **G., Saccular**, a gland formed by a sacculatation of a mucous or serous membrane. **G., Sacral**, one of the lymph-glands on the anterior face of the sacrum. **G., Salival**. See *G., Salivary*. **G., Salivary**, a gland whose function it is to secrete saliva. **G., Salivary, External**. See *G., Parotid*. **G., Scapular**, one of the lymph-glands near the axillary border of the scapula. **G., Scent**. See *G., Odoriferous*. **G., Sebaceous**. 1. One of the minute saccular glands in the corium of the skin, secreting sebum. 2. See *G., Cement*. **G., Sebiferous**. See *G., Sebaceous*. **G., Sebiparous**. See *G., Sebaceous*. **G., Secreting**. See *G., Secretory*. **G., Secretory**, any gland of the body yielding a secretion. It is an arrangement of cells by which certain elements are separated from the blood that circulates in the capillary vessels which are in contact with the cells. **G., Seminal**, the testicle. **G., Septal**, in biology, one of the secreting glands in the septa between the loculi of the ovaries of liliaceous plants. **G., Serous**. See *G., Albuminous*. **G., Serous, Salivary**, one of those salivary glands the secretion of which contains a characteristic albuminous substance, with little or no mucin. **G. of Serres**. See *G., Dental*. **G., Sexual**, the ovary or testis. **G., Simple**, a gland composed of but one secreting sac, with a single and unbranched tube. **G., Skene's**, one of the two mucous glands just within the meatus urinarius of the female; they are frequently the seat of latent gonorrhea. **G., Solitary**, one of the glands scattered through the mucous membrane of the small intestine. **G., Spinning**, one of the tubular glands near the anal or oral orifice of certain spiders and other insects; it secretes a viscid material that hardens on exposure to the air. **G., Stalked**, in botany, a gland situated upon a stalk. **G., Staphyl-ine**. See *G., Palatine*. **G., Sternal**, one of the lymph-glands on the upper costal cartilages, near the

sternum. **G., Subauricular**, one of the lymph-glands situated below and behind the ear. **G., Sub-caudal**, a gland located near the base of the tail, the secretion from which yields the peculiar penetrating odor of the fox and other animals. **G., Subconjunctival**. See *G., Meibomian*. **G., Sublingual**, the smallest of the salivary glands. There is one on either side beneath the tongue. **G., Submaxillary**, a large salivary gland situated in the submaxillary triangle. **G., Submaxillary Lymphatic**, one of the lymph-glands in the submaxillary triangle. **G., Suboccipital**. See *G., Occipital*. **G., Substernal**. See *G., Sternal*. **G., Suburethral**. Same as *G. of Cowper*. **G., Sudoriferous**. See *G., Sudoriparous*. **G., Sudoriparous**, one of the peculiarly convoluted glands in the subcutaneous connective tissue that secrete the sweat. **G., Supraclavicular**. See *G., Cervical, Inferior, Deep*. **G., Supra-hyoid**, one of the small lymph-glands between the anterior bellies of the digastric muscles. **G., Supra-orbital**, in biology, a gland in the orbit of birds communicating with the nasal passages. **G., Suprarenal**, the suprarenal capsules. **G., Sweat**. See *G., Sudoriparous*. **G., Tarsal**. See *G., Meibomian*. **G., Tarso-conjunctival**. See *G., Meibomian*. **G., Tartar**, one of the hypothetic glands thought to secrete the tartar of the teeth. **G., Temporary**, the name occasionally given to the Graafian follicle. **G., Thoracic, Deep**, one of the lymph-glands situated on the outer surface of the serratus magnus muscle. **G., Thoracic, Superficial**. See *G., Pectoral*. **G., Thymus**, a temporary organ lying mainly in the neck, attaining its full growth at two years and practically disappearing at puberty. **G., Thyroid**, a ductless lobulated gland situated in the lower middle ventral portion of the neck, in front of the trachea and below the thyroid cartilage. **G., Tibial, Anterior**, a lymph-gland on the anterior surface of the interosseous ligament of the leg. **G., Tracheal**, one of the minute ovoid acinous glands in the tracheal mucous membrane, especially on its posterior surface. **G., Trachoma (of Henle)**. See *G., Aggregated (of Bruch)*. **G., Tubular**, a gland composed mainly of a tube-like structure. **G., Tubular, Compound**, one composed of a number of small tubules with a single duct. **G., Tympanic**, a swelling upon the tympanic nerve, situated near or within the tympanic canal, and believed to be of the same nature as the coccygeal gland. **G., Tyson's**, one of the sebaceous glands on the corona of the glans penis and on the prepuce. See *G., Odoriferous*. **G., Urethral**. See *G. of Littré* and *G., Skene's*. **G., Uropygial**, the oil-secreting gland situated over the coccyx of birds. **G., Uterine**, one of numerous tubular follicles in the uterine mucous membrane, secreting the so-called uterine milk. **G., Utricular**. 1. In biology, one of the spaces in the epidermis filled with a colorless fluid. 2. See *G., Uterine*. **G., Vaginal**, one of the acinous glands in the vaginal mucous membrane. **G., Venenific**. See *G., Poison*. **G., Veneniparous**. See *G., Poison*. **G., Vesalius's**, one of the pulmonary and bronchial mucous glands. **G., Vesicular**. See *G., Utricular (1st def.)*. **G., Vulvo-vaginal**. See *G. of Bartholin*. **G., Wax**, in insects, one of the glands of the surface secreting a wax-like material. **G., Weber's**, one of the tubular mucous glands of the tongue situated chiefly near the root. **G., Yolk**, the vitellarium. *q. v.* **G., Zeiss's**, one of the sebaceous glands of the eyelashes. **G., Zygomatic**. See *G., Auricular, Anterior*. **Glanderous (glan'-der-us)**, or **Glandery (glan'-der-e)** [*glandula*, a gland]. Affected with glanders. **Glanders (glan'-ders)**. A contagious disease of horses,



sometimes communicated to man. For staining the microorganism of glanders see *Schutz's Method*, *Kühne's Method*, or *Löffler's Method*, under *Stains*, *Table of*. See *Equinia*.

**Glandilemma** (*glan-dil-em'-ah*) [*glans*, gland; *λήμμα*, husk]. The capsular covering of a gland.

**Glandula** (*glan'd'-u-lah*) [L.: *pl.*, *Glandula*]. A little gland.

**Glandular** (*glan'd'-u-lar*) [*glandula*, a gland]. Relating to, or of the nature of, a gland. **G. Hypertrophy**, a term used to indicate an enlargement of a lymph-gland, without any appreciable cause. **G. Pes-tilence**, synonym of the *Plague*, *q. v.* **G. Plague**, synonym of the *Plague*, *q. v.*

**Glandule** (*glan'd'-ul*) [*glandula*, a gland]. A small gland.

**Glandulin** (*glan'd'-u-lin*) [*glandula*, a gland]. Ex-tract of gland-tissue.

**Glans** (*glanz*) [*glans*, a corn]. 1. The head of the penis or of the clitoris. 2. A gland; an enlarged gland. 3. A suppository or pessary. 4. In botany, a nut. The name applied to fruits like the filbert, acorn, chestnut, etc. **G. clitoridis**, the small round tubercle of the clitoris analogous to the glans penis of the male. **G. penis**, the conical-shaped body forming the head of the penis.

**Glareose** (*glar'-e-oz*) [*glarea*, gravel]. In botany, growing in gravel.

**Glaser's Fissure**. See *Fissure*.

**Glaserian Artery**. See *Arteries*, *Table of*. **G. Fissure**. See *Fissure*.

**Glaserius, Fissure of**. See *Fissure*.

**Glasgow Committee**. See *Anesthetic*.

**Glass** (*glas*) [ME., *glas*, glass]. A brittle, hard, and transparent substance consisting usually of the fused, amorphous silicates of potassium and calcium, or sodium and calcium, with an excess of silica. When glass of a high refractive index is required, lead silicate is also added. **G.-blowers' Cramp**. See *Cramp*. **G.-blowers' Disease**, a term formerly used to designate any infectious disease of the lips, especially syphilitic eruptions. Also, applied to pulmonary emphysema. **G.-blowers' Patch**, a condition of the dorsum of the tongue very similar to smokers' patch, and due to an analogous cause. **G., Crown**, a very hard glass, made from sodium sulphate or lime, without lead. It has a low refractive index, but considerable chromatic dispersion. It is used for making lenses for optic instruments. **G., Flint**, that composed of lead and potassium silicates. It has a very high refractive index. **G. Slides**. See *Slides*. **G., Soluble**, potassium or sodium silicate.

**Glasses** (*glas'-es*) [ME., *glas*, glass]. A synonym of spectacles or eye-glasses. **G., Bifocal**, those that have a different refracting power in the upper part from that in the lower. **G., Hyperbolic**, those ground in the form of an hyperbola. **G., Periscopic**, those in which the curvature of one surface exceeds that of the other. See *Meniscus*. **G., Prismatic**, those formed of prisms; used in insufficiency and paralysis of the ocular muscles. **G., Protective**, for shielding the eyes against light; they are made of London smoke or blue glass. **G., Spheric**, those ground in the form of a sphere. **G. Stenopaic**, those consisting of a blackened disc of metal in which is placed a small round hole or a narrow slit; they are used for examining astigmatic eyes.

**Glassy Degeneration**. See *Degeneration*. **G. Swelling**, a synonym of amyloid infiltration.

**Glauber's Salt**. See *Sodium*.

**Glaucedo** (*glaw-se'-do*) [L.]. Glaucoma.

**Glaucescence** (*glaw-se'-ens*) [*glaucescens*]. A bluish-gray or sea-green luster or bloom; the quality of being somewhat glaucous.

**Glaucous** (*glaw-se'-ent*) [*γλαυκός*, silvery]. In biology, slightly glaucous, or bluish-gray.

**Glaucin** (*glaw'-sin*) [*γλαυκός*, sea-green]. Cow-pox; so-called from the color of the pocks.

**Glaucium** (*glaw'-se-um*) [*γλαυκίον*, horn-poppy]. A genus of papaveraceous herbs; horn-poppy. **G. luteum** and **G. corniculatum** are acrid herbs, with diuretic and alterative properties. Unof.

**Glaucoma** (*glaw-ko'-mah*) [*γλαυκός*, sea-green]. A disease of the eye the essential and characteristic symptom of which is an abnormally heightened intraocular tension, resulting in hardness of the globe, excavation of the papilla or optic disc, a restriction of the field of vision, corneal anesthesia, colored halo about lights, and lessening of visual power that may, if unchecked, proceed to blindness. The etiology is obscure. **G. absolutum**, or **consummatum**, the completed glaucomatous process, with blindness. **G. acutum**, the first or the renewed attack, with the characteristic and inflammatory symptoms, generally intermitting after a few days. **G., Auricular**, a disease of the middle ear characterized by a great increase in the intra-labyrinthine pressure. **G. evolutum**, the second stage of glaucoma. **G. fulminans**, an acute attack coming on with great suddenness and violence. **G. hæmorrhagicum**, or **apoplecticum**, that associated with retinal hemorrhage. **G. malignum**, a grave form, attended with violent pain and rapidly leading to blindness. **G., Secondary**, that consequent upon other ocular diseases. **G. simplex**, that form without inflammatory symptoms.

**Glaucomatous** (*glaw-kōm'-at-us*) [*γλαυκός*, sea-green]. Affected with or pertaining to glaucoma.

**Glaucosis** (*glaw-ko'-sis*) [*γλαυκός*, sea-green]. The blindness resulting from glaucoma.

**Glaucosuria** (*glaw-ko-su'-re-ah*) [*γλαυκός*, sea-green; *οὐρον*, urine]. The presence of indican in the urine, which is thereby discolored.

**Glaucous** (*glaw'-kus*) [*γλαυκός*, sea-green]. Of a blue-gray or dull sea-green tint; having a blue, or pale-green luster covered with a silvery bloom, as the leaves of the cabbage.

**Glaukuria** (*glaw-ku'-re-ah*). See *Glaucosuria*.

**Glaux** (*glawks*) [*γλαῦξ*, *γλαῦς*, the milk-vetch]. A genus of primulaceous herbs. **G. maritima**, salt-wort, is said to be an effective galactagogue. Unof.

**Glea** (*gle'-ah*) [*γλοία*, glue]. A mucilaginous substance secreted by many inferior organisms, and which frequently serves as a matrix in which they lie embedded.

**Glean** (*glēn*) [origin obscure]. The afterbirth of a domestic animal.

**Gleet** (*glet*) [ME., *glet*, gleet]. The chronic stage of urethritis, with muco-purulent discharge.

**Gleety** (*gle'-te*) [ME., *glet*, gleet]. Thin and ichorous; resembling the discharge of gleet.

**Glénard's Disease**. See *Diseases*, *Table of*.

**Glène** (*gle'-ne*) [*γλήνη*, pit]. 1. The glenoid cavity. 2. The interior of the eye. *Obsolescent*.

**Gleno-humeral** (*gle'-no-hu'-mer-al*) [*γλήνη*, pit; *humerus*, the humerus]. Pertaining to the glenoid cavity and to the humerus.

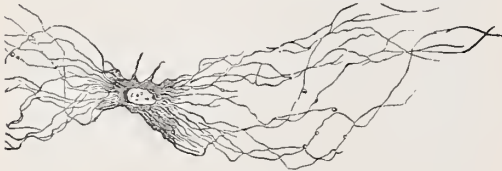
**Glenoid** (*gle'-noid*) [*γλήνη*, a cavity; *εἶδος*, form]. Having a shallow cavity; pertaining to a shallow cavity. **G. Cavity**, the articular depression in the head of the scapula. **G. Fossa**. See *Fossa*.

**Glenoin** (*gle'-no'-in*). Same as *Trinitrin*.

**Glenovertebral** (*gle'-no-ver'-te-bral*) [*γλήνη*, a cavity; *vertebra*, a vertebra]. Pertaining to the glenoid and vertebral borders of the scapula.

**Gleogene** (*gle'-o-jen*) [*γλοιός*, a sticky substance; glue; *γενής*, producing]. In biology, secreting a glairy, mucilaginous substance.

**Glia** (*gli'-ah*) [*γλία*, glue]. The neuroglia; bindweb. It contains peculiar cells called glia-cells. **G.-cells**. See *Deiters' Cells*.



GLIA-CELL. X 800.

**Gliadin** (*gli'-ad-in*) [*γλία*, glue]. A proteid obtainable from wheat-gluten; it is tenacious and gelatinous when moist, brittle and glassy when dry. Also a synonym of *Hematin*. See *Gluten*.

**Gliding Movement** (*gli'-ding moov'-ment*). The most simple kind of movement that can take place in a joint, one surface gliding or moving over another, without any angular or rotary movement.

**Glioma** (*gli-o'-mah*) [*γλία*, glue; *ōma*, a tumor: *pl.*, *Gliomata*]. A variety of round-celled sarcoma, consisting of a tumor of neuroglia-cells, occurring in the central mass of the brain or of the spinal cord. **G. of the Retina** ("encephaloid of the retina"), a glioma springing from the connective tissue of the retina, usually occurring in the young, and involving the choroid, optic nerve, and extending finally into the brain. **G., Pseudo-, of the Retina**, metastatic purulent choroiditis, simulating the appearance of retinal glioma.

**Gliomatosis** (*gli-o-mat-o'-sis*) [*γλία*, glue; *ōma*, a tumor: *pl.*, *Gliomatoses*]. The aggregation of exuberant masses of glioma-like tissue in the spinal cord—a condition thought to precede the development of syringomyelia.

**Gliomatous** (*gli-o'-mat-us*) [*γλία*, glue; *ōma*, a tumor]. Of the nature of, or affected with, glioma.

**Gliomyxoma** (*gli-o-miks-o'-mah*) [*γλία*, glue; *μύξα*, mucus; *ōma*, a tumor: *pl.*, *Gliomyxomata*]. A tumor having the characters of both glioma and myxoma.

**Gliosarcoma** (*gli-o-sar-ko'-mah*) [*γλία*, glue; *σάρξ*, flesh; *ōma*, a tumor: *pl.*, *Gliosarcomata*]. A tumor with both the neuroglia-cells of glioma and the fusiform cells of sarcoma.

**Gliosia** (*gli-o'-sis*) [*γλία*, glue; *νόσος*, disease]. A brain-disease marked by foci of sclerosed gray substance, with the formation of lacunar spaces within the foci. It differs from ordinary diffused sclerosis in its histology and symptomatology.

**Glischruria** (*glis-krü'-re-ah*) [*γλίσχρος*, viscid; *οὔρον*, urine]. Mucous degeneration of the urine, supposed to be due to the presence of a microorganism, the *Bacterium glischrogenum*.

**Glisson's Capsule**. See *Capsule*.

**Glissonian Cirrhosis**. Synonym of *Perihepatitis*. See also *Diseases, Table of*.

**Glister** (*glis'-ter*). A clyster or enema.

**Globe of the Eye**. The eyeball.

**Globiferous** (*glo-bif'-er-us*) [*globus*, a ball; *ferre*, to bear]. In biology, applied to antennæ or similar structures bearing a large globose joint.

**Globin** (*glo'-bin*) [*globus*, a globe]. A proteid derivable from hemoglobin. There is also a class of similar proteids grouped together as globins.

**Globinometer** (*glo-bin-om'-et-er*) [*globus*, a globe; *μέτρον*, a measure]. An instrument devised with special reference to the calculation of the percentage-amount of oxyhemoglobin in a given amount of blood.

**Globo-cellular** (*glo-bo-sell'-u-lar*) [*globus*, a globe; *cella*, a cell]. Round-celled, as globo-cellular sarcoma.

**Globoid** (*glo'-boid*) [*globus*, a round body; *εἶδος*, form].

In biology, a globular or amorphous particle of the double phosphate of calcium and magnesium, often found associated with crystalloids in protein-granules.

**Globose** (*glo-bōs'*) [*globosus*, round as a ball]. Spheric in form, or nearly so.

**Globular** (*glob'-u-lar*) [dim. of *globus*, a globe]. Having the shape of a globe or sphere.

**Globularia** (*glob-u-la'-re-ah*) [*globulus*, a little ball]. A genus of selaginaceous herbs and shrubs. **G. alypum**, of the old world, affords leaves that are a good substitute for senna. **G. puticosa** and **G. vulgaris** have similar properties.

**Globule** (*glob'-ul*) [dim. of *globus*, a ball]. A small globe; a blood-corpuscle or lymph-corpuscle. In biology, any minute spheric structure. In pharmacy, a small pill or pellet. See also *Oil-globule*. **G. of Donné**. See *Blood-plates* and *Hematoblast*. **G. in Pulp**, a globular mass of dentine within the substance of the dental pulp.

**Globulicidal** (*glob-u-lis-i'-dal*) [*globulus*, a little ball; *cadere*, to kill]. Destructive to the blood-corpuscles.

**Globulicide** (*glob-u'-lis-ia*) [*globulus*, a globule; *cadere*, to kill]. 1. Destructive of blood-cells. 2. An agent that destroys blood-cells.

**Globulimeter** (*glob-u-lin'-et-er*) [*globulus*, a little ball; *μέτρον*, a measure]. An instrument for estimating the corpuscular richness of blood.

**Globulin** (*glob'-u-lin*) [*globulus*, a little ball]. 1. A general name for various proteids comprising globulin, vitellin, paraglobulin, or serum-globulin, fibrinogen, myosin, and globin, which differ from the albumins in not being soluble in water; one species, existing in the crystalline lens, is specially designated as *globulin*. They are insoluble in distilled water, but soluble in dilute neutral saline solutions. These solutions are coagulated by heat, and precipitated by a large amount of water. They yield acid-albumin when acted upon by dilute acids, and alkali-albumin when acted upon by dilute alkalies. **Vegetable Globulins** have been studied, and named *vegetable myosin*, *vitellin*, and *paraglobulin*; they are found in the seeds of plants. 2. A blood-platelet.

**Globulinuria** (*glob-u-lin-u'-re-ah*) [*globulus*, a little ball; *οὔρον*, urine]. The presence of globulin in the urine.

**Globulism** (*glob'-u-lizm*) [*globulus*, a little ball]. The administration of medicine in globules; homeopathy.

**Globulose** (*glob'-u-lōs*) [*globulus*, a little ball]. Any product of the gastric digestion of a globulin.

**Globulus** (*glob'-u-lus*) [L.]. The *Nucleus globuliformis* of the cerebellum. It is a mass of gray matter between the fastigium and the embolus.

**Globus** (*glo'-bus*) [L.]. A ball or globe. **G. epididymis**. See *Epididymis*. **G. hystericus**, the "lump" or choking sensation occurring in hysteria, caused probably by spasmodic contraction of the esophageal and pharyngeal muscles. **G. major**, the larger end or head of the epididymis. **G. minor**, the lower end of the epididymis. **G. pallidus**, the inner and lighter part of the lenticular nucleus.

**Glochidiate** (*glo-kid'-e-at*) [*γλῶχίς*, a projecting point]. In biology, barbed. Tipped with barbs, or with a doubly-hooked point.

**Glochidium** (*glo-kid'-e-um*) [*γλῶχίς*, a projecting point: *pl.*, *Glochidia*]. In biology, a stage in the development of lamellibranchiate molluscs [*Unio*, *Anodon*], the ova of which develop up to a certain stage in the gill-pouches of the parent, and remain there as *gllochidia* until some fish or wading-bird comes into their vicinity, when the glochidia issue forth, and, swimming as *Pectens* by the flapping of their valves,



attach themselves, like external parasites, to the animal whose presence has stimulated their efforts; here they become encysted and transformed into young Unios or Anadons.

**Glochis** (*glō'-kis*) [*γλῶχις*, a projecting point: *pl.*, *Glochines*]. In biology, a barbed spine or point.

**Glome** (*glōm*) [*glomus*, a ball]. Same as *Glomerule*.

**Glomerate** (*glōm'-er-āt*) [*glomerare*, to wind around]. A descriptive term applied to any gland consisting of vessels bunched together like a ball of thread; conglomerate.

**Glomerule** (*glōm'-er-ūl*) [dim. of *glomus*, a ball of yarn]. In biology, a capitate cymæ; a cluster of spores.

**Glomerulitis** (*glōm-er-u-lī'-tis*) [*glomerulus*, a small ball; *ιτις*, inflammation]. Inflammation of the glomeruli of the kidney.

**Glomerulo-nephritis** (*glōm-er'-u-lo-nef-rī'-tis*) [*glomerulus*, a little ball; *νεφρός*, the kidney; *ιτις*, inflammation]. Inflammation of the Malpighian bodies of the kidney.

**Glomerulus**, or **Glomerule** (*glōm-er'-u-lus*, or *glōm'-er-ūl*) [dim. of *glomus*, a ball]. A knot or small rounded mass. A coil of arterial blood-vessels projecting into the capsular widening of the lumen of each uriniferous tubule and with it composing the Malpighian body peculiar to the vertebrate kidney. **G. Malpighii**. See *Malpighian Bodies*. **G., Olfactory**, a group of nerve-cells, a number of which are embedded in the olfactory nerve-fibers.

**Glonoin** (*glō-no'-in*). See *Nitroglycerin*.

**Gloriosa** (*glō-re-ō'-sah*) [*gloriosus*, glorious]. A genus of splendid liliaceous plants with poisonous juices. **G. superba**, of India, is alterative and tonic, and its starch is said to cure hemorrhoids. Unof.

**Glossa** (*glōs'-ah*) [*γλῶσσα*, the tongue]. The tongue; also the faculty of articulate speech.

**Glossagra** (*glōs-a'-grah*) [*γλῶσσα*, tongue; *ἄγρα*, seizure]. Gouty pain in the tongue.

**Glossal** (*glōs'-al*) [*γλῶσσα*, tongue]. Pertaining to the tongue.

**Glossalgia** (*glōs-al'-je-ah*) [*γλῶσσα*, tongue; *ἄλγος*, pain]. Any pain in the tongue, especially neuralgia of the tongue.

**Glossanthrax** (*glōs-an'-thraks*). Synonym of *Anthrax*.

**Glossarium** (*glōs-a'-re-um*) [*γλῶσσα*, a tongue: *pl.*, *Glossaria*]. In biology, the slender, elongated labrum of a dipterous insect, as the mosquito.

**Glossate** (*glōs'-āt*) [*γλῶσσα*, tongue]. In biology, having a tongue or glossa; applied to suctorial as distinguished from mandibulate insects.

**Glossauxesis** (*glōs-awks-e'-sis*) [*γλῶσσα*, tongue; *αὐξησις*, increase]. Enlargement of the tongue.

**Glossectomy** (*glōs-ek'-to-me*) [*γλῶσσα*, tongue; *ἐκτομή*, excision]. Amputation or excision of the tongue.

**Glossitic** (*glōs-it'-ik*) [*γλῶσσα*, tongue; *ιτις*, inflammation]. Pertaining to or affected with glossitis.

**Glossitis** (*glōs-it'-tis*) [*γλῶσσα*, tongue; *ιτις*, inflammation]. Inflammation of the tongue. **G., Dissecting**, a form of chronic superficial glossitis characterized by deep furrows upon the tongue that appear to penetrate into the mucous membrane. **G., Idiopathic**. Same as *G., Parenchymatous*. **G., Interstitial**. Same as *G., Parenchymatous*. **G., Parasitic**, an inflammation of the tongue said to be due to parasitic vegetations. It is also called *Glossophytia*. **G., Parenchymatous**, an inflammation of the tongue involving its substance as well as the mucous membrane.

**Glosso-** (*glōs'-o-*) [*γλῶσσα*, tongue]. A prefix denoting connection with the tongue.

**Glossocoele** (*glōs'-o-sel*) [*γλῶσσα*, tongue; *κῆλη*, tumor].

Swelling or edema of the tongue, with consequent extrusion of the organ.

**Glossodesmus** (*glōs-o-dez'-mus*) [*γλῶσσα*, tongue; *δεσμός*, bond]. The frenum lingue.

**Glossodynia** (*glōs-o-din'-e-ah*) [*γλῶσσα*, tongue; *δύνη*, pain]. Pain in the tongue, sometimes accompanied by exfoliation of its epithelium.

**Glosso-epiglottic** (*glōs'-o-ep-e-glōt'-ik*) [*γλῶσσα*, tongue; *ἐπιγλωττις*, epiglottis]. Pertaining to both tongue and epiglottis.

**Glosso-epiglottidean Ligament**. See *Ligament*.

**Glossograph** (*glōs'-o-graf*) [*γλῶσσα*, tongue; *γράφειν*, to write]. An instrument for registering the movements of the tongue in speech.

**Glossography** (*glōs-og'-ra-fe*) [*γλῶσσα*, tongue; *γράφειν*, to write]. A descriptive treatise upon the tongue.

**Glossohyal** (*glōs-o-hī'-al*) [*γλῶσσα*, tongue; *ὕψειδής*, the hyoid bone]. Pertaining to the tongue and the hyoid bone.

**Glossoid** (*glōs'-oid*) [*γλῶσσα*, tongue; *εἶδος*, appearance]. Resembling a tongue.

**Glossolalia** (*glōs-o-lā'-le-ah*) [*γλῶσσα*, tongue; *λαλία*, speech]. The alleged speaking in foreign or unknown tongues by somnambulists.

**Glossology** (*glōs-ol'-o-je*) [*γλῶσσα*, tongue; *λόγος*, a treatise]. A treatise concerning the tongue.

**Glossolysis** (*glōs-ol'-is-is*) [*γλῶσσα*, tongue; *λύσις*, a loosening]. Paralysis of the tongue.

**Glossomegistus** (*glōs-o-me-jis'-tus*). Synonym of *Glossitis*, *Parenchymatous*.

**Glossoncus** (*glōs-ong'-kus*) [*γλῶσσα*, tongue; *ὄγκος*, tumor]. A swelling of the tongue.

**Glossopathy** (*glōs-op'-ath-e*) [*γλῶσσα*, tongue; *πάθος*, disease]. Any disease of the tongue.

**Glosso-pharyngeal** (*glōs'-o-far-in'-je-al*) [*γλῶσσα*, tongue; *φάρυγξ*, pharynx]. Pertaining to the tongue and the pharynx. See *Nerves*, *Table of*.

**Glosso-pharyngeus** (*glōs'-o-far-in'-je-us*) [*γλῶσσα*, tongue; *φάρυγξ*, pharynx]. A portion of the superior constrictor muscle of the pharynx. See *Muscles*, *Table of*.

**Glossophyte** (*glōs'-o-fit*) [*γλῶσσα*, tongue; *φυτόν*, plant]. A parasitic vegetation growing on the tongue.

**Glossophytia** (*glōs-o-fīt'-e-ah*) [*γλῶσσα*, tongue; *φυτόν*, a plant]. Black tongue. A dark discoloration of the tongue, due to accumulations of spores, dead epithelium, and accidental impurities.

**Glossoplasty** (*glōs'-o-plas-tē*) [*γλῶσσα*, tongue; *πλάσσειν*, to form]. Plastic surgery of the tongue.

**Glossoplegia** (*glōs-o-plē'-je-ah*) [*γλῶσσα*, tongue; *πληγή*, stroke]. Paralysis of the tongue.

**Glossoptosis** (*glōs-op-tō'-sis*) [*γλῶσσα*, tongue; *πτῶσις*, a fall]. Synonym of *Macroglossia*.

**Glossorrhagia** (*glōs-or-a'-je-ah*) [*γλῶσσα*, tongue; *ῥηγνύναι*, to burst forth]. Hemorrhage from the tongue.

**Glossorrhaphy** (*glōs-or'-af-e*) [*γλῶσσα*, tongue; *ῥαφή*, suture]. Surgical suturing of the tongue.

**Glossoscopy** (*glōs-os'-ko-pe*) [*γλῶσσα*, tongue; *σκοπεῖν*, to inspect]. Diagnostic inspection of the tongue.

**Glossosemiotics** (*glōs-o-sem-e-ol'-iks*) [*γλῶσσα*, tongue; *σημειεῖν*, to mark]. The study or science of the diagnostic and prognostic signs exhibited by the tongue.

**Glossospasm**, or **Glossospasmus** (*glōs'-o-spazm*, or *glōs-o-spaz'-mus*) [*γλῶσσα*, tongue; *σπασμός*, spasm]. Spasm of the tongue.

**Glossosteresis** (*glōs-o-ster-e'-sis*) [*γλῶσσα*, tongue; *στέρησις*, privation]. Surgical excision of the tongue; absence of the tongue.

**Glossotheca** (*glōs-o-the'-kah*) [*γλῶσσα*, tongue; *θήκη*,

a case: *pl.*, *Glossotheca*]. In biology, that part of a pupa-case inclosing the sucking-organ of an insect.

**Glossotilt** (*glos'-o-tilt*) [*γλῶσσα*, tongue; *τίλτειν*, *τίλτος*, to pull]. An instrument by which the tongue is drawn forward during the process of artificial respiration.

**Glossotomy** (*glos-ot'-o-me*) [*γλῶσσα*, tongue; *τέμνειν*, to cut]. The dissection of the tongue. Also, the excision of the tongue.

**Glossy Skin**. A peculiar neurosis of the skin, characterized by a smooth, shining, red appearance, accompanied by intense burning pain. See *Atrophoderma neuriticum*.

**Glossypertrophia**, or **Glossypertrophy** (*glos-e-per-tro'-je-ah*, or *-per'-tro-fe*) [*γλῶσσα*, tongue; *ὑπέρ*, over; *τροφή*, nutrition]. Hypertrophy of the tongue.

**Glottagra** (*glot-a'-grah*) [*γλῶττα*, tongue; *ἄγρα*, seizure]. Glossagra.

**Glottal** (*glot'-al*) [*γλωττίς*, glottis]. Pertaining to the glottis.

**Glottalgia** (*glot-al'-je-ah*) [*γλῶττα*, tongue; *ἄλγος*, pain]. Glossalgia.

**Glottic** (*glot'-ik*) [*γλῶττα*, tongue]. 1. Pertaining to the tongue. 2. Pertaining to the glottis.

**Glottid** (*glot'-id*) [*γλωττίς*, glottis]. An act of the vocal bands whereby the form of the glottis is changed; also, any sound produced by such a change.

**Glottidean** (*glot-id'-e-an*) [*γλωττίς*, glottis]. Pertaining to the glottis.

**Glottis** (*glot'-is*) [*γλωττίς*; *γλῶττα*, tongue]. The *rima glottidis*. The opening between the arytenoid cartilages, or the interval between the vocal bands; also, the structures collectively that surround that opening. Over it is the epiglottis, a thin lamella of cartilage covering the larynx during deglutition.

**Glottiscope** (*glot'-is-kōp*) [*γλωττίς*, glottis; *σκοπεῖν*, to inspect]. A form of laryngoscope.

**Glottitis** (*glot-it'-tis*). See *Glossitis*.

**Glottology** (*glot-ol'-o-je*). See *Glossology*.

**Glove** (*gluv*) [ME., *glove*, a glove]. A protection for the hand, with separate partitions for each finger; it is used therapeutically in certain skin-diseases of the hand; also as a guard against septic poisoning. **G. Alphabet**. See *Dalgarno Alphabet*.

**Glovers' Stitch** (*gluv'-evz stich*). The continuous suture in surgery. See *Suture*.

**Glucinum** (*glu-si'-num*). See *Beryllium*.

**Glucogen** (*glu'-ko-jen*). See *Glycogen*.

**Glucohemia** (*glu-ko-he'-me-ah*). See *Glycohemia*.

**Gluco-heptose** (*glu'-ko-hep'-tōs*). See *Carbohydrates*, *Table of*.

**Glucometer** (*glu-kom'-et-er*). See *Glycymeter*.

**Gluconic Acid** (*glu-kon'-ik*). See *Acid*.

**Glucose** (*glu'-kōs*) [*γλυκὺς*, sweet],  $C_6H_{12}O_6$ , Grape-sugar, Starch-sugar. A substance obtained from starch by the action of the natural ferment, diastase, and by the catalytic action of mineral acids. It is less soluble, and therefore less sweet, than cane-sugar, but equally nutritious. It is much used as an adulterant of cane-sugar. Its varieties are numerous, dextrose and levulose being the best known. Dextrose differs from levulose in its behavior to the polarized ray of light, which is turned by the former to the right, and by the latter to the left. Glucose crystallizes in nodular masses, melting at 86° F. See *Carbohydrates*, *Table of*. **G. Vinegar**. See *Vinegar*.

**Glucosid** (*glu'-ko-sid*) [*γλυκὺς*, sweet]. Any member of a series of compounds that may be resolved by the presence of an acid into glucose and another principle.

**Glucosin** (*glu'-ko-sin*) [*γλυκὺς*, sweet]. Any one of a series of ptomaine-bases obtained by the action of ammonia on glucose. One of these,  $C_{14}H_{16}N_2(C=6)$ ,

corresponds in formula and general properties with a remarkable unnamed base formed during the alcoholic fermentation of sugar or molasses,—*Morin's base*,  $C_8H_{10}N_2$ : a colorless, strongly refracting, very mobile oil, with a nauseous, pyridin-like odor. It causes stupor, paralysis, impairment of sensibility, dilatation of the pupils, slowing of the pulse and depression of the temperature, coma, and death. Similar alkaloidal bases have also been found in petroleum, paraffin-oil, chloroform, benzole, ether, amyl alcohol, and in most solvents in common use.

**Glucosis** (*glu-ko'-sis*). Same as *Glycosuria*.

**Glucosuria** (*glu-ko-su'-re-ah*). See *Glycosuria*.

**Glue** (*glu*) [*gluere*, to draw together]. A decomposition-product of many nitrogenous animal tissues. These lose their organized structure, on heating with water, swell up, and gradually go into solution. The solutions, even when very dilute, gelatinize on cooling, forming a jelly that dries to a horny translucent mass. This mass is glue, or gelatin, as the finer grades are termed. It dissolves in hot water and forms a liquid possessing notable cementing-power. Two proximate principles seem to be present as characteristic in all preparations of glue: *glutin*, obtained chiefly from the hide and larger bones, and *chondrin*, from the young bones while yet in the soft state, and the cartilages of the ribs and joints. Of these the former much exceeds the latter in adhesive power. *Hide-glue* is the variety that shows most strongly the adhesive property. Its color may vary considerably without any impairment of its adhesive power. It is usually of a gray to amber or brown-yellow color, and translucent or partially opaque. It should be clear, dry, and hard, and possess a glassy fracture. It should swell up but not dissolve in cold water, but should dissolve in water at 62.5° C. (144.5° F.). *Cologne Glue* is manufactured from scrap-hide which, after liming, is carefully bleached in a chlorid-of-lime bath and then thoroughly washed. *Russian Glue* contains some inorganic admixture. It is of a dirty-white color, and contains from four to eight per cent. of white lead, chalk, zinc-white, or barytes. *Size-glue* and *Parchment-glue* are both skin-glues prepared with special care. *Bone-glue* or *Bone-gelatin* is a clear product free from offensive odor. It is much used for culinary purposes and for medicinal applications, and for fining or clarifying wines, etc. It is largely used in the manufacture of gelatin capsules, of coat-plaster, and of gelatin emulsions with bromid and chlorid of silver for coating photographic dry plates. *Patent Glue* is a very pure variety of bone-glue of deep dark-brown color. It is very glossy and swells up very much in water. *Isinglass*, or *Fish-gelatin*, is the finest and best of animal glues. It is pure white, nearly transparent, dry and horny in texture, and free from smell. It dissolves in water at from 35° to 50° C. (95° to 122° F.) without any residue, and in cooling produces an almost colorless jelly. *Liquid Glue*. By the action of nitric or acetic acid upon a solution of glue its power to gelatinize may be completely dissipated, while its adhesive power is not at all interfered with.

**Glue's Corpuscles**. Compound granular corpuscles; compound granule-cells. Larger or smaller cells densely crowded with droplets of fat, occurring in tissues that are the seat of fatty degeneration. By transmitted light the globules of fat show as black dots, and the whole corpuscle looks like a mulberry. They are the only pathognomonic evidences of softening of nerve-tissue.

**Glumaceous** (*glu-ma'-she-us*) [*gluma*, a husk]. In biology, possessing chaff-like bracts or glumes.



**Glume** (*glām*) [*gluma*, a hull or husk]. In biology, one of the floral envelopes in the grasses.

**Glumellule** (*glu-mell'-ūl*). Same as *Lodicule*.

**Glusidum** (*glu'-sid-um*) [*γλυκίδης*, sweet],  $C_6H_4 \cdot \begin{smallmatrix} CO \\ SO_2 \end{smallmatrix} NH$ . Saccharin. Benzoyl-sulphonic-imid, a coal-tar derivative. It is an intensely sweet, white powder, 200 times as sweet as cane-sugar. It is antiseptic, and is used to disguise the taste of nauseous medicine. It may be used as a sweetening-agent in diabetes and in the treatment of corpulency.

**Glutaric Acid** (*glu-tar'-ik*). See *Acid*.

**Gluteal** (*glu'-te-al*) [*γλουτός*, the buttock]. Pertaining to the buttocks. **G. Artery**. See *Arteries*, *Table of*. **G. Muscles**. See *Muscles*, *Table of*. **G. Nerve**. See *Nerves*, *Table of*. **G. Reflex**. See *Reflexes*, *Table of*.

**Gluten** (*glu'-ten*) [*gluten*, glue]. A substance resembling albumin, with which it is probably identical. It occurs abundantly in the seed of cereals, in the form of cubic cells surrounding the starchy fecula of the seed. It consists mainly of gluten-fibrin, gluten-casein, gliadin, and mucedin. **G.-bread**, a variety of non-starch-containing bread for use by diabetics. It is made as follows: Take one quart of sweet milk, or milk and water, one heaping teaspoonful of good butter, one-fifth of a cake of compressed yeast beaten up with a little water, and two eggs well beaten. Stir in the gluten-flour until a soft dough is formed, knead as in making ordinary bread, put in pans to raise, and when light, bake in a hot oven. **G.-soap**, a bland and soothing variety of soap, containing a considerable proportion of gluten.

**Gluteo-femoral** (*glu'-te-o-fem'-or-al*) [*γλουτός*, the buttock; *femur*, the femur]. Relating to the buttock and the thigh.

**Gluteus** (*glu-te'-us*) [*γλουτός*, the buttock]. One of the large muscles of the buttock. See *Muscles*, *Table of*.

**Glutin** (*glu'-tin*). See *Glue*.

**Glutition** (*glu-tish'-un*) [*glutire*, to swallow]. Deglutition.

**Glutitis** (*glu-tit'-tis*) [*γλουτός*, buttock; *ιτις*, inflammation]. Inflammation or suppuration of a buttock.

**Glyceleum** (*gli-se'-le-um*) [*γλυκός*, sweet; *έλαιον*, oil]. A mixture of glycerin 2 parts, olive oil 6 parts, almond-meal 1 part; it is used as a base for ointments.

**Glycemia** (*gli-se'-me-ah*) [*γλυκός*, sweet; *αίμα*, blood]. The presence of glucose in the blood.

**Glycerid** (*glis'-er-id*) [*γλυκερός*, sweet]. A compound ether of the triatomic alcohol, glycerol or glycerin. Some of the glycerids exist ready-formed, as natural fats, in the bodies of plants and animals, and many more may be produced artificially by the action of an acid upon glycerol.

**Glycerin, Glycerinum** (*glis'-er-in*, *glis-er-i'-num*) [*γλυκερός*, sweet],  $C_3H_5(OH)_3$ . Propenyl hydrate. A viscous, syrupy, colorless substance derived from certain fats—mainly palm-oil—by decomposing them with superheated steam. Pure glycerin is an emollient; the impure article an irritant to the skin. Dose ʒj–ij. It is an efficient internal remedy in acne and flatulence, and may be used in rectal enemata or in suppositories with soap or gelatin ( $\frac{1}{16}$ ), in chronic constipation. See *Glycerol*. **Glycerinum acidi carbolici** (B. P.), glycerin 4, carbolic acid 1. **G. acid. gallici** (B. P.), gallic acid 1, glycerin 4. **G. acid. tannici** (B. P.), tannic acid 1, glycerin 4. **G. aluminis** (B. P.), alum 1, glycerin 5. **G. boracis** (B. P.), borax 1, glycerin 4, distilled water 2. **G. plumbi subacetat.** (B. P.), acetate of lead 5, oxid of lead  $3\frac{1}{2}$ , glycerin 20, distilled water 12. **G. tragacanthæ** (B. P.), tragacanth 3, glycerin 12, distilled

water 2. **Glycerini, Suppos.** (B. P.), each contains 70 per cent. by weight of glycerin. **Glycerin-Cupric Test** (for sugar); to an inch of potassium hydrate in a test-tube add a few drops of copper sulphate and a few drops of glycerin. Boil and add the suspected urine by small amounts up to less than one inch in the tube. Sugar will throw out the cuprous oxid, red or yellow. **G.-Jelly**, a valuable preparation for the treatment of eczema. It is made as follows: Gelatin, 4 drams; oxid of zinc,  $2\frac{1}{2}$  drams; glycerin,  $\frac{1}{2}$  ounce; water, 6 drams. Heat the water, dissolve the gelatin in it, then add the glycerin and zinc, and stir till cold. Before using, the jelly is melted by gentle heat in a water-bath, and applied with a soft brush. See *Mounting-media*.

**Glycerinum** (*glis-er-i'-num*) [*γλυκερός* sweet; *gen.*, glycerini; *pl.*, *Glycerina*]. 1. Glycerin, *q. v.* 2. A solution of some medicinal agent in glycerin, *q. v.*

**Glycerite, or Glyceritum** (*glis'-er-it* or *glis-er-i'-tum*) [*γλυκερός*, sweet]. A mixture of medicinal substances with glycerin. There are six official glycerites, besides several others in the National Formulary. **G. acidi carbolici**, carbolic acid 2, glycerin 8. **G. acidi tannici**, tannic acid 2, glycerin 8. **G. amyli**. See *Amylum*. **G. vitelli**. See *Vitellus*.

**Glycerize** (*glis'-er-ize*) [*γλυκερός*, sweet]. To treat or mix with glycerin.

**Glycerol** (*glis'-er-ol*) [*γλυκερός*, sweet],  $C_3H_8O_3$ . Glycerin; a substance produced in small quantities in the alcoholic fermentation of sugar. It is prepared exclusively from the fats and oils. It is a thick, colorless syrup, of specific gravity 1.265 at 15° C. It has a pure, sweet taste, hence its name.

**Glycerose** (*glis'-er-ös*) [*γλυκερός*, sweet],  $C_3H_6O_3$ . Triose; a substance derived from glycerol. It is the lowest glucose, and is a mixture of glycerol aldehyd and dioxo-acetone. See *Carbohydrates*, *Table of*.

**Glyceryl** (*glis'-er-il*) [*γλυκερός*, sweet]. A designation applied to the trivalent group  $CH_2 \cdot CH \cdot CH_2$ . It is the hypothetic triatomic radicle of glycerol and the glycerids, and is also called *propenyl*. **G. Borate**. See *Boroglycerin*.

**Glycid** (*gli'-sid*) [*γλυκός*, sweet],  $C_3H_6O_2$ . An anhydrid of glycerin, not yet isolated. **G. Compounds**, certain compounds formed from glycerol-derivatives by the loss of  $H_2O$  or  $HCl$ . These are again readily converted into glycerol-derivatives.

**Glycin** (*gli'-sin*) [*γλυκός*, sweet],  $C_2H_5NO_2$ . Also called *Glycocol* and *Glycocin*, *Amido-acetic Acid*, or *Gelatin-sugar*. It does not occur in the free state in the animal body, but enters into the composition of several important substances, as hippuric and glycocholic acids. It is acid in reaction, and has a sweet taste. It crystallizes in large, colorless, hard rhombohedra, or four-sided prisms, easily soluble in water. See *Glycocol*.

**Glycina** (*glis-i'-nah*). Soya-bean. See *Soja*.

**Glycocholic Acid** (*gli-ko-kol'-ik*) [*γλυκός*, sweet; *χολή*, bile]. An acid found in the bile. See *Acid*.

**Glycocid** (*gli'-ko-sid*). See *Glucosid*.

**Glycocin** (*gli'-ko-sin*). See *Glycin*.

**Glycocol** (*gli'-ko-kol*) [*γλυκός*, sweet; *κόλλα*, glue]. The same as *Glycin*, *q. v.* The *Glycocols*, *Alanins*, or *Amido-fatty Acids* are crystalline bodies, usually of a sweet taste, and readily soluble in water.

**Glycocyamin** (*gli-ko-si'-am-in*) [*γλυκός*, sweet; *κυανός*, blue; *amin*],  $C_5H_7N_3O_9$ . Guanido-acetic Acid; a substance obtained by the direct union of glycol with cyanamid. It is soluble in 120 parts of cold water and rather readily in hot water; insoluble in alcohol and in ether. It forms crystalline compounds with acids and bases.

- Glycodrupose** (*gli-ko-dru'-pōs*) [*γλυκός*, sweet; *δρύπων*, an over-ripe olive]. The substance forming the stony concretions of pears.
- Glycogen** (*gli'-ko-jen*) [*γλυκός*, sweet; *γεννᾶν*, to produce],  $C_6H_{10}O_5$ . A white, amorphous powder, tasteless and odorless, forming an opalescent solution with water, and insoluble in alcohol. It is commonly known as animal-starch. It occurs in the blood and the liver, by which it is elaborated, and is changed by diastasic ferments into glucose. See *Carbohydrates*, Table of.
- Glycogenesis** (*gli-ko-jen'-es-is*) [*γλυκός*, sweet; *γένεσις*, production]. The formation of sugar in the animal economy, whether normal or pathologic.
- Glycogenic** (*gli-ko-jen'-ik*) [*γλυκός*, sweet; *γένεσις*, production]. Pertaining to glycogen or to glycogenesis.
- Glycogeny** (*gli-koj'-en-e*) [*γλυκός*, sweet; *γένεσις*, production]. The normal production of glycogen.
- Glycohemias** (*gli-ko-he'-me-ah*) [*γλυκός*, sweet; *αἷμα*, blood]. The presence of sugar in the blood, especially its presence in excessive quantity; glycemias.
- Glycol** (*gli'-kol*) [*γλυκός*, sweet; *alcohol*]. A divalent alcohol; a compound intermediate in its properties and chemic relations between monohydric alcohol and trihydric glycerol. The glycols are neutral, thick liquids. The solubility of a compound in water increases according to the accumulation of OH groups in it, and it will be correspondingly less soluble in alcohol and especially in ether. There will also be an appreciable rise in the boiling-temperature, while at the same time the body acquires a sweet taste, inasmuch as there occurs a gradual transition from the hydrocarbons to the sugars. In accord with this, the glycols have a sweetish taste, are readily soluble in water, slightly soluble in ether, and boil at a much higher point ( $100^{\circ}C.$ ) than the corresponding monohydric alcohols. They contain two hydroxyl groups united to different carbon atoms.
- Glycolamid** (*gli-kol'-am-id*) [*γλυκός*, sweet; *amid*],  $C_6H_5NO_2$ . A substance crystallizing in needles that melt at  $120^{\circ}C.$ ; it possesses a sweet taste, and dissolves easily in water, but with difficulty in alcohol.
- Glycollic Acid** (*gli-kol'-ik*). See *Acid*.
- Glycoluric Acid** (*gli-kol'-u'-rik*). See *Acid*.
- Glycolysis** (*gli-kol'-is-is*) [*γλυκός*, sweet; *λύσις*, dissolution]. The process of decomposition into glycols.
- Glyconin, Glyconon** (*gli-ko-nin, -on*) [*γλυκός*, sweet]. The *Glyceritum vitelli* of the U. S. Ph. It is a mixture of yolk of egg 45, and glycerin 55.
- Glyco-polyuria** (*gli-ko-pol-e-u'-re-ah*) [*γλυκός*, sweet; *πολύς*, much; *οὔρον*, urine]. Bouchardat's term for diabetes, attended with a moderate quantity of sugar in the urine and with an increase of lithic acid in the blood.
- Glycosamin** (*gli-kos'-am-in*). See *Chitin*.
- Glycoses** (*gli-kol'-sēz*). Same as *Glucoses*, *q. v.*
- Glycosometer** (*gli-ko-som'-et-er*) [*γλυκός*, sweet; *μέτρον*, a measure]. An instrument for use in the estimation of the percentage of sugar in diabetic urine.
- Glycosuria** (*gli-ko-su'-re-ah*) [*γλυκός*, sweet; *οὔρον*, urine]. The presence of grape-sugar in the urine. See *Diabetes*. **G.**, **Tests for**. See *Boettger's*, *Fehling's*, *Glycerin-cupric*, *Indigo-carmin*, *Pavy's*, *Picrosaccharimeter*, *Phenyl-hydrazin*, *Robert's Differential Density*, *Saccharometer*, *Trommer's*, and others in *Tests*, Table of. **G.**, **Hepatic**, a temporary glycosuria due to excessive formation of glycogen in the liver. **G.**, **Irritative**, that produced by irritation of the diabetic center on the floor of the fourth ventricle. **G.**, **Paralytic**, that produced by dividing the anterior columns of the spinal cord at the level of the fourth cervical vertebra.
- Glycuronic Acid** (*gli-ku-ron'-ik*). See *Acid*.
- Glycyrrhea** (*gli-sir-e'-ah*) [*γλυκός*, sweet; *ρεῖν*, to flow]. Any discharge of glucose from the body. **Glycyrrhæa urinosa**. Synonym of *Diabetes mellitus*.
- Glycyrrhetin** (*gli-sir-e'-tin*) [*γλυκός*, sweet; *ρίζα*, root],  $C_{18}H_{26}O_4$ . An amorphous bitter substance in liquorice-root.
- Glycyrrhiza** (*gli-sir-i'-zah*) [*γλυκός*, sweet; *ρίζα*, root: *gen.*, *Glycyrrhizæ*]. Liquorice-root. The root of *G. glabra*, a demulcent and mild laxative, of sweet taste. In combination with other medicaments it is an excellent expectorant, and is much used as an excipient in pills, troches, etc. **G.**, **Ext.**, the liquorice of commerce, occurring in black rolls. **G.**, **Ext.**, **Liquid** (B.P.). Dose ʒj-ij. **G.**, **Ext.**, **Purum**, made with aqua ammoniæ and water by percolation and evaporation. **G.**, **Ext.**, **Fld.**, prepared with water and alcohol. **G.**, **Mist.**, **Comp.**, Brown mixture, pure extract, sugar, acacia, āa 3 parts, tinct. opii camph. 12, vin. antimonii 6, spt. nitrous ether 3, water 70. Dose ʒj-ʒss. **G.** **et Opii**, **Trochisci**, have each ext. of glycyrrhiza, gr. ij, ext. of opium gr. ʒj, acacia, sugar, oil of anise q. s. Dose j-ij. **G.**, **Pulv.**, **Comp.**, compound licorice-powder, senna 18, glycyrrhiza 23, oil of fennel 4, washed sulphur 8, sugar 50.
- Glycyrrhizin** (*gli-sir-i'-zin*). See *Glycyrrhizinum*.
- Glycyrrhizinum** (*gli-sir-i'-zin-um*) [*γλυκός*, sweet; *ρίζα*, root: *gen.*, *Glycyrrhizini*]. A sweet principle derived from liquorice-root. **G.** **ammoniatum** (U. S. P.), ammoniated glycyrrhizin, a sweet preparation used as a substitute for liquorice. Dose gr. v-xv.
- Glyoxal** (*gli-oks'-al*) [*γλυκός*, sweet; *ὄξαλις*, sorrel],  $C_2H_2O_2$ . A substance formed by oxidizing acetaldehyde with  $HNO_3$ . It is an amorphous non-volatile mass that deliquesces in the air, and is soluble in alcohol and in ether.
- Glyoxalin** (*gli-oks'-al-in*) [*γλυκός*, sweet; *ὄξαλις*, sorrel],  $C_2H_4N_2$ . A substance produced by the action of ammonia upon glyoxal. It is easily soluble in water, alcohol and ether, and crystallizes in brilliant prisms, melting at  $89^{\circ}C.$  and boiling at  $255^{\circ}C.$
- Glyoxim** (*gli-oks'-im*) [*γλυκός*, sweet],  $C_2H_4N_2O_2$ . A compound produced by the action of hydroxylamin upon trichloroacetic acid. It is soluble in water, alcohol, and ether; crystallizes in rhombic plates; melts at  $178^{\circ}C.$ ; sublimes without difficulty; has a faintly acid reaction, and forms salts with bases.
- Glyoxylic Acid** (*gli-oks-il'-ik*). See *Acid*.
- Gmelin's Test**. Same as *Gmelin-Heintz Reaction*.
- Gmelin-Heintz Reaction**. A test for bile-pigments in the urine. See *Tests*, Table of.
- Gmelina** (*mell'-in-ah*) [after *Gmelin*, a Russian scientist]. A genus of verbenaceous shrubs and trees. In India, *G. arborea*, *G. asiatica*, *G. parvifolia*, *G. villosa*, and other species, are employed in catarrhal disorders and in fevers and rheumatism. Unof.
- Gnaphalium** (*naf'-al-le-um*). See *Life-everlasting*.
- Gnat** (*nat*) [ME., *gnat*, a gnat]. A dipterous insect, the *Culex pipiens*, differing but slightly from the common mosquito, with which it is popularly confounded. The "bite" consists in a piercing of the skin and the withdrawal of a minute quantity of blood. The gnat has no sting or poison-glands.
- Gnathalgia** (*nath'-al'-je-ah*) [*γνάθος*, jaw; *ἄλγος*, pain]. Pain or neuralgia of the jaw.
- Gnathankylosis** (*nath-ang-kil'-o'-sis*) [*γνάθος*, jaw; *ἀγκύλωσις*, ankylosis]. Ankylosis of the jaw.
- Gnathic** (*nath'-ik*) [*γνάθος*, the cheek-bone]. Pertaining to the cheek or jaw. **G.** **Index**. See *Alveolar* and *Index*.
- Gnathidium** (*nath-id'-e-um*) [*γνάθος*, jaw: *pl.*, *Gnathidia*]. In biology, one of the rami of the lower mandible of a bird.



**Gnathion** (*năth'-e-on*). See *Craniometric Points*.

**Gnathite** (*năth'-it*) [*γνάθος*, the jaw]. In biology, one of the jaw-feet of an arthropod; a gnathopodite.

**Gnathitis** (*năth-i'-tis*) [*γνάθος*, jaw; *ιτις*, inflammation]. Inflammation of the jaw or cheek.

**Gnathogramma** (*năth-o-gran'-ah*) [*γνάθος*, jaw, cheek; *γράμμα*, line]. Jadelot's genal line. See *Jadelot's Lines* or *Furrows*.

**Gnathoneuralgia** (*năth-o-nu-ral'-je-ah*) [*γνάθος*, jaw; *νεῦρον*, a nerve; *ἄλγος*, pain]. See *Gnathalgia*.

**Gnathoparalysis** (*năth-o-par-al'-is-is*) [*γνάθος*, jaw; *παράλυσις*, paralysis]. Paralysis of the jaw.

**Gnathoplasty** (*năth'-o-plas-te*) [*γνάθος*, cheek; *πλάσσειν*, to shape]. Plastic surgery of the cheek.

**Gnathoplegia** (*năth-o-ple'-je-ah*) [*γνάθος*, cheek; *πληγή*, stroke]. Paralysis of the cheek.

**Gnathopodite** (*năth-op'-o-dit*) [*γνάθος*, jaw; *πούς*, foot]. Same as *Gnathite*.

**Gnathorrhagia** (*năth-or-al'-je-ah*) [*γνάθος*, the cheek; *ῥηγνίναί*, to burst forth]. Hemorrhage from the mucous membrane of the cheek.

**Gnathoschisis** (*năth-os'-kis-is*) [*γνάθος*, jaw; *σχίζειν*, to split]. Cleft-jaw.

**Gnathospasmus** (*năth-o-spas'-mus*) [*γνάθος*, jaw; *σπασμός*, spasm]. Locked jaw; trismus.

**Gnathostegite** (*năth-os'-tej-it*) [*γνάθος*, jaw; *στέγος*, roof]. In biology, the cover to the mouth-parts of a crustacean formed by the expansion of parts of the third thoracic limbs.

**Gnomonic** (*no-mon'-ik*) [*γνώμων*, a carpenter's square]. In biology, bent at right angles.

**Gnoscopin** (*nos'-ko-pin*),  $C_{34}H_{36}N_2O_{11}$ . A crystalline alkaloid of opium, melting at  $233^{\circ}C$ .

**Goa Ball**, or **Goa Stone** [*Goa*, in Portugal]. A mass of drugs made up into a large bolus, from which enough for a dose is scraped as needed; it is said to have originated at Goa. **G. Powder**. See *Ara-roba*.

**Goadby's Solution**. A solution of salt and corrosive sublimate in water, for preserving meat against putrefaction.

**Goanese Ipecacuanha** (*go-an-ēz' ip-e-kak-u-an'-ah*). See *Naregamia*.

**Goat's-voice** (*gōt'-vois*). See *Egophony*.

**Goblet Cells**. Chalice-like cells lying between the epithelial cells of the intestinal villi.

**Goddard's Astringent Gargle**. An astringent gargle composed of alum 2 drams, pomegranate bark  $\frac{1}{2}$  ounce, red rose petals 1 dram, honey 1 ounce, boiling water 6 ounces.

**Godfrey's Cordial**. A non-official preparation of opium containing from half a grain to a grain and a half of opium to the ounce.

**Goggle-eyed** (*gog'-l-id*) [ME., *goggleyed*]. A vulgar synonym of *Exophthalmos* and of *Strabismus*.

**Goggles** (*gog'-l-z*) [ME., *gogelen*, to look askint]. Spectacles with colored lenses and wire or cloth sides, to protect the eyes from excessive light, dust, etc.

**Gogo** (*gō'-go*) [African]. The rhizome of *Phrynium beaumezii*, a marantaceous plant indigenous to the western coast of Africa. It is a powerful vermifuge and purgative. It is used in the form of a decoction,  $\mathfrak{z}$ ijss to the Oj. Unof.

**Gogul** (*gō'-gul*) [Beng. or Hind.]. A name for various balsamic resins, the product of Asiatic trees of the genus *Balsamodendron*; it is sometimes classed as *Elemi*, and also as *Bdelium*.

**Goiter** (*gōi'-ter*) [*guttur*, throat]. Enlargement, particularly if hypertrophic, of the thyroid gland. It is called, also, *Bronchocele* and *Tracheocele*. It generally accompanies cretinism. **G., Anemic**. Synonym of *G., Exophthalmic*. **G., Exophthalmic**, Basedow's

Disease, Graves' Disease. A disease characterized by cardiac palpitation, goiter, exophthalmos, tremor, palpitation usually being the initial symptom; the pulse ranges from 90 to 120. Occasionally the exophthalmos is so extreme as to produce spontaneous dislocation of one or both eyes. There are present *Græfe's lid-sign*, namely, inability of the upper lid to follow perfectly the downward movement of the eye; and, usually, *Stellwag's sign*, viz., apparent widening of the palpebral aperture, due to retraction of the upper lid. The disease is usually encountered in women; its course is chronic, and the ultimate outcome recovery. Death, however, occasionally results. The etiology is obscure, but the disease occurs frequently in those of the neurotic habit. The theories proposed for the explanation of exophthalmic goiter may be placed in three divisions: 1. The *cardio-vascular theories*, which locate the seat of the disease in the heart itself, the vessels, and the blood. 2. The *mechanical theories*, which connect the symptoms with compression of vessels or nerves in the neck by a primarily hypertrophied thyroid. 3. The *nervous theories*, which attribute the disease to disturbance in the vagus nerve, in the sympathetic nerve itself, or in the central nervous system proper. **G., Pulsating**. Synonym of *G., Exophthalmic*. **G.-stick**, the coarce stem of certain kinds of sea-weed (*Sargassum bacciferum*, etc.), used in various places as a cure for goiter.

**Goitrous** (*gōi'-trus*) [*guttur*, throat]. Pertaining to or affected with goiter.

**Gokeroo** (*gook'-er-oo*). See *Gokhru*.

**Gokhru** (*gok'-ru*) [E. Indian]. Gokeroo. The fruit of *Pedatium murex*, found in the East Indies, much used by the natives for enuresis and spermatorrhea. It is used in infusion of  $\mathfrak{z}$ j to Oj of boiling water. Dose *ad lib.* Unof.

**Gold** [ME., *gold*, gold]. See *Aurum*. **G., Bichlorid of**, so-called, has been vaunted in the treatment of drunkenness and the opium-habit. The compounds of chlorin and gold are the monochlorid and the trichlorid. **G.-beaters' Cramp**. See *Cramp*. **G.-beaters' Skin**, a thin membrane prepared from the cecum of the ox for gold-beaters' use. It has a limited use in surgery. **G., Annealing of**, the softening of gold by means of heat, to reduce the hardness caused by the mechanical forces to which it has been subjected in its manufacture. See *Annealing*. **G.-brown**. Same as *Phenylene-brown*. **G. Cinnabar**. Same as *Minium*. **G. Crowns**, portions of the natural crowns of teeth capped with gold, thereby restoring the contour. **G.-foil**, **Dentists'** (*aurum foliatum*), gold-leaf. Gold-foil, as used by dentists for filling teeth, is gold hammered into a thin leaf, but finer in quality and of much greater thickness than the article ordinarily known as gold-leaf. **G.-ochre**. Same as *Ochre*. **G.-orange**, an anilin dye employed by Unna for staining lepra-bacilli and tubercle-bacilli. See *Stains*, *Table of*, and *Pigments*, *Conspicuous of*. **G.-plate**, for dental uses, may be made by the following formulas:—

18-KARAT GOLD-PLATE.	
Gold, . . . . .	18 dwt.
Silver, . . . . .	2 "
Copper, . . . . .	4 "
20-KARAT GOLD-PLATE.	
Gold coin, . . . . .	20 dwt.
Silver, . . . . .	2 "
Copper, . . . . .	2 "

**G. of Pleasure**. See *Camelina*. **G.-purple**. Same as *Cassius' Purple*. **G.-solder**, gold alloyed with one or more metals. The following table exhibits the rela-

tive proportions of the metals most frequently employed:—

2 dwts., . . . . .	22-karat gold.
16 grs., . . . . .	fine silver.
12 grs., . . . . .	roset copper.
6 dwts., . . . . .	pure gold.
2 dwts., . . . . .	roset copper.
1 dwt., . . . . .	fine silver.

**G.-thread.** See *Coptis*.

**Golden** (*gold'-en*) [ME., *gold*, gold]. Of the nature or color of gold. **G. Hair-dye.** See *Bleach*. **G.-rod**, the leaves of *Solidago odora*, an aromatic stimulant and carminative. A volatile oil distilled from the plant is used in flatulence. Dose of the fld. ext. ʒj-ij; of the oil mʒj-x. Unof. **G.-seal.** See *Hydrastis*. **G.-yellow.** Same as *Martius' Yellow*.

**Golgi's End-plate.** A reticulated ending of nerve-fibers in tendons, sometimes embedded in granular-looking matter. **G.'s Method**, a method of staining nerve-cells. See *Stains*, *Table of*.

**Goll, Columns of.** See *Column*.

**Goltz's Balancing-experiment.** Animals lose their power of equilibrium with removal of the mid-brain or corpora quadrigemina. **G.'s Croaking-experiment**, a pithed male frog croaks when the skin of its back or flanks is stroked. **G.'s Embrace-experiment**, during the breeding-season the body of the male frog between the skull and fourth vertebra embraces every rigid object with which it is brought into contact. **G.'s Static-theory**, every position of the head causes the endolymph of the semicircular canals to exert the greatest pressure upon some part of the canals, thus in varying degree exciting the nerve-terminations of the ampullæ.

**Gomphia** (*gom'-fe-ah*) [γόμφος, a nail]. A genus of ochraceous trees and shrubs, partly natives of tropical America and partly of India. The leaves and bark of various species are tonic, astringent, and aromatic. Unof.

**Gomphiasis** (*gom-fi'-as-is*) [γομφιάσις, toothache]. Looseness of the teeth.

**Gomphodont** (*gom'-fo-dont*) [γόμφος, a bolt; ὀδούς, tooth]. In biology, having the teeth set in sockets.

**Gomphosis** (*gom-fó'-sis*) [γόμφος, nail]. See *Synarthrosis*.

**Gonacratia** (*gon-ak-ra'-she-ah*) [γονή, semen; ἀκράτεια, incontinence]. Spermatorrhea.

**Gonad** (*gon'-ad*) [γονή, semen]. A spermary or ovary; a sexual gland.

**Gonades** (*gon'-ad-ēs*) [γονή, generation]. In biology, the reproductive organs; genitalia; sexualia.

**Gonaduct** (*gon'-ad-ukt*) [*gonad*, seed; *ductus*, a duct]. In biology, the excretory duct of a reproductive gland; an oviduct or a sperm-duct.

**Gonagra** (*gon-a'-grah*) [γόναυ, knee; ἄγρα, seizure]. Gout of the knee or knee-joint.

**Gonalgia** (*gon-al'-je-ah*) [γόναυ, knee; ἄλγος, pain]. Pain in the knee-joint.

**Gonangium** (*go-nan'-je-um*) [γόνοος, generation; ἄγγειον, a vessel: *pl.*, *Gonangia*]. In biology, the reproductive capsule of certain hydroids (*theophora*), bearing within it a modified hydranth that produces, by budding, many sexual individuals.

**Gonapophysis** (*gon-ap-off'-is-is*) [γόνοος, generation; ἀπόφωσις, an outgrowth: *pl.*, *Gonapophyses*]. In biology, one of the paired appendages forming the external sexual organs of insects, as the ovipositor, or the clasping-organs.

**Gonarthrits** (*gon-ar-thri'-tis*) [γόναυ, knee; ἄρθρον, a joint; ιτις, inflammation]. Inflammation of the knee-joint.

**Gonarthrocace** (*gon-ar-throk'-as-e*) [γόναυ, knee;

ἄρθρον, joint; κάκη, evil]. A cancerous or ulcerated affection of the knee-joint, popularly known as white swelling.

**Gonarthrotomy** (*gon-ar-throt'-o-me*) [γόναυ, knee; ἄρθρον, joint; τέμνειν, to cut]. Incision into the knee-joint.

**Gonecium** (*gon-e'-se-um*) [γόνοος, generation, seed; οἰκία, house]. A modified zoecium set apart in the *Polyzoa* for reproductive functions.

**Gonecyst** (*gon'-e-sist*) [γονή, semen; κύστις, cyst]. A seminal vesicle.

**Gonecystic** (*gon-e-sis'-tik*) [γονή, semen; κύστις, cyst]. Pertaining to a gonecyst.

**Gonecystitis** (*gon-e-sis-ti'-tis*) [γονή, semen; κύστις, cyst; ιτις, inflammation]. Inflammation of a gonecyst.

**Gonecystolith** (*gon-e-sis'-to-lith*) [γονή, semen; κύστις, cyst; λίθος, stone]. A sympexion, *g. v.*

**Gonecystoncus** (*gon-e-sis-tong'-kus*) [γονή, semen; κύστις, cyst; ὄγκος, tumor]. Any tumor of a seminal vesicle.

**Gonepoiesis** (*gon-e-poi-e'-sis*) [γονή, semen; ποιῆν, to make]. The secretion or elaboration of semen.

**Gonepoietic** (*gon-e-poi-et'-ik*) [γονή, semen; ποιῆν, to make]. Pertaining to the secretion of semen.

**Gongrona** (*gon-gro'-nah*) [γογγρόνη, a ganglion]. Synonym of *Gottier*.

**Gonic** (*gon'-ik*) [γονικός, pertaining to semen]. Pertaining to semen or to generation.

**Gonid** (*go-nid'*). Same as *Gonidium*.

**Gonidangium** (*gon-id-an'-je-um*) [γονή, generation; ἄγγειον, a vessel: *pl.*, *Gonidangia*]. In biology, a sac or sporangium containing asexually-produced spores.

**Gonidium** (*gon-id-in'-e-um*) [γονή, generation: *pl.*, *Gonidimia*]. Applied to gonidial cells; certain lichens intermediate between gonidia proper and gonimia.

**Gonidiophore** (*go-nid'-e-o-for*) [γονή, seed; φέρειν, to bear]. In biology, the fruiting-organ of certain fungi producing spores asexually.

**Gonidium** (*go-nid'-e-um*) [γονή, seed: *pl.*, *Gonidia*]. In biology, (a) one of the grass-green algal elements of the lichen thallus. (b) Also called *Gonid*, and applied to various asexually-produced reproductive bodies. Cf. *Pseudocyst*.

**Gonimium** (*go-nim'-e-um*) [γόνημος, able to produce: *pl.*, *Gonimia*]. In biology, glaucous-green or bluish-green gonidia.

**Gonioautecious** (*go-ne-o-aw-té'-she-us*) [γωνία, an angle; ἑαυτός, the same; οἶκος, house]. In biology, applied to plants producing both male and female inflorescences, as mosses with the bud-like male organs growing on a female branch.

**Gonion** (*go'-ne-on*) [γωνία, an angle]. See *Craniometric Points*.

**Goniotheca** (*go-ne-o-the'-kah*) [γωνία, an angle; θήκη, a case: *pl.*, *Goniothecæ*]. See *Macrosporangium*.

**Goniotropous** (*go-ne-oí'-ro-pus*) [γωνία, an angle; τρέπειν, to turn]. In biology, applied to certain quadrangular stems, in which two of the angles are anterior and posterior, and the others lateral. Cf. *Pleurotropous*.

**Gonio-zygomatic** (*go-ne-o-zi-go-mat'-ik*) [γωνία, an angle; ἔμβον, a yolk]. Relating to the gonion and the zygoma.

**Gonitis** (*go-ni'-tis*) [γόναυ, knee; ιτις, inflammation]. Inflammation of the knee-joint.

**Gonoblast** (*gon'-o-blast*) [γόνοος, generation; βλαστός, germ]. A sperm-cell or germ-cell; any cell concerned directly in reproduction; a spermatozoön; an ovum.

**Gonoblastidium** (*gon-o-blas-tid'-e-um*) [γόνοος, genera-



- tion, seed; *βλαστός*, germ: *pl.*, *Gonoblastidia*]. A term applied by Huxley to the organs set apart for the production of generative buds in the *Physophoridae* and other *Hydrozoa*. Cf. *Blastostyle*.
- Gonobolia** (*gon-o-bo'-le-ah*) [*γονή*, semen; *βάλλειν*, to throw]. 1. The ejaculation of semen. 2. Spermatorrhea.
- Gonocace** (*gon-ok'-as-e*) [*γόνυ*, knee; *κάκη*, evil]. Same as *Gonarthrocace*.
- Gonocalyx** (*gon-o-ka'-liks*) [*γόνος*, generation, seed; *κάλυξ*, a cup: *pl.*, *Gonocalices*, *Gonocalyxes*]. In biology, a term applied by Huxley to the investment of the reproductive organs of many of the *Hydrozoa*, having more or less the structure of a nectocalyx, but from whose walls those of the actual genital sac, the *manubrium* of Allman, tend to become independent.
- Gonocoele** (*gon'-o-sel*) [*γόνυ*, knee; *κήλη*, tumor]. A swelling of the knee.
- Gonocoele** (*gon'-o-sel*) [*γονή*, semen; *κήλη*, tumor]. 1. A tumor of a testis, or of a spermatic cord, due to retention of semen. 2. Synonym of *Gonorrheal Rheumatism*.
- Gonocheme** (*gon'-o-kēmi*) [*γόνος*, generation, seed; *ἄχειν*, to carry, hold]. In biology, hydroid medusae bearing genitalia.
- Gonochorismus** (*gon-o-kor-iz'-mus*) [*γόνος*, generation, sex; *χωρισμός*, separation]. In biology, the specialization of sex; the differentiation of male or female genitalia in a developing embryo; the separation of the sexes in phylogeny.
- Gonococcus** (*gon-o-kok'-us*) [*γονή*, semen; *κόκκος*, kernel]. A microbe thought to be the specific cause of gonorrhea. See *Gonorrhea*, and *Bacteria*, *Synonymmatic Table* of.
- Gonocyst** (*gon'-o-sist*) [*γόνος*, generation, seed; *κύστις*, a pouch]. In biology, the inflation of the surface of the zoarium in which the embryos are developed in certain of the *Polysoa*. See *Gonocyst*.
- Gonoid** (*go'-noid*) [*γόνος*, semen; *εἶδος*, appearance]. Resembling semen.
- Gonolobus** (*gon-o lo'-bus*) [*γόνος*, semen; *λοβός*, pod]. A genus of asclepiadaceous plants, all American. **G. macrophyllus**, of the U.S., has a cathartic and poisonous root. Unof. Some varieties of *condurango* are furnished by plants of this genus.
- Gonophore** (*gon'-o-for*) [*γόνος*, seed; *φόρος*, bear]. In biology: 1, a stipe below stamens. 2. The ultimate generative zooid of the *Hydroid-medusae*, that which immediately produces the generative elements. It may be either medusiform or saciform.
- Gonoplasm** (*gon'-o-plazm*) [*γόνος*, seed; *πλάσμα*, anything formed]. In biology, that portion of the protoplasm of the male fertilizing element in certain cryptogams that penetrates and fertilizes the oosphere.
- Gonopod** (*gon'-o-pod*) [*γόνος*, generation; *πούς*, foot]. In biology, one of the specialized abdominal feet of certain male crustaceans, functioning as auxiliary reproductive organs.
- Gonopoiesis** (*gon-o-poi-et'-sis*). See *Gonopoiesis*.
- Gonopoietic** (*gon-o-poi-et'-ik*) [*γόνος*, generation, seed; *ποιητικός*, productive]. In biology, productive of reproductive elements, as ova or spermatozoa.
- Gonorrhea** (*gon-or-el'-ah*) [*γόνος*, semen; *ῥοία*, a flow]. Etymologically, an involuntary discharge of semen, but generally applied to a specific infectious inflammation of the mucous membrane of the urethra and adjacent cavities. The gonococcus of Neisser is believed to be the specific microbe of gonorrhea. It is a diplococcus, found in clumps of from 10 to 20, surrounded by a mucous envelop. **G. balani**, affects the glans penis. **G.**, **Bastard**. See **G.**, **Mucous**. **G.**, **Dry**, a form unassociated with discharge. **G.**, **Mu-**
- cous**, the so-called abortive or slight superficial catarrh. The inflammation never runs high, and subsides in from seven to fourteen days. **G. preputialis**. See *Balanitis*. **G. sicca**. See **G.**, **Dry**.
- Gonorrheal** (*gon-or-el'-al*) [*γόνος*, semen; *ῥοία*, a flow]. Relating to gonorrhea. **G. Ophthalmia**. See *Ophthalmia*. **G. Rheumatism**, inflammation of one or more joints as a sequel of gonorrhea. **G. Wart**. See *Veneral Wart*.
- Gonoschocele** (*gon-os'-ke-o-sel*) [*γονή*, semen; *ὄσχεον*, scrotum; *κήλη*, tumor]. A distention of the testicle with semen.
- Gonosome** (*gon'-o-sōm*) [*γόνος*, generation, seed; *σῶμα*, the body]. In biology, the entire assembly of generative zooids in a hydroid colony.
- Gonosperium** (*gon-o-sfe'-re-um*) [*γόνος*, generation, seed; *σφαῖρα*, sphere: *pl.*, *Gonospheria*]. In biology, a form of oögonium in which the protoplasm is condensed at the center of the cell and separated by a space from the cell-wall.
- Gonostroma** (*gon-o-stro'-mah*) [*γόνος*, offspring; *στρώμα*, stroma]. The plerogous disc.
- Gonotheca** (*gon-o-the'-kah*) [*γόνος*, generation, seed; *θήκη*, case: *pl.*, *Gonotheca*]. In biology, the chitinous hull of the reproductive capsules of certain hydrozoans.
- Gonozemia** (*gon-o-ze'-me-ah*) [*γόνος*, semen; *ζημία*, flow]. Excessive secretion or discharge of semen.
- Gonozoöid** (*gon-o-zo'-oid*) [*γόνος*, generation; *ζῷον*, animal; *εἶδος*, form]. In biology, one of the sexual zooids of an ascidian.
- Gonyagra** (*gon-e-a'-grah*). See *Gonagra*.
- Gonyalgia** (*gon-e-al'-je-ah*). See *Gonalgia*.
- Gonybatia** (*gon-e-ba'-she-ah*) [*γόνυ*, knee; *βαίνειν*, to go]. Walking upon the knees; a symptom encountered in some paralytic and paretic cases.
- Gonycampsis** (*gon-e-kamp'-sis*) [*γόνυ*, knee; *κάμψις*, curve]. Deformity of the knee by curvature.
- Gonyocoele** (*gon'-e-o-sel*) [*γόνυ*, knee; *κήλη*, tumor]. Same as *Gonyoncus*.
- Gonyoncus** (*gon-e-ong'-kus*) [*γόνυ*, knee; *ὄγκος*, tumor]. A tumor or swelling of the knee.
- Gonys** (*go'-nis*) [*γένυς*, the chin]. In biology, the line of symphysis of the mandibles of a bird.
- Gonytyle** (*gon-e-ti'-le*) [*γόνυ*, knee; *τύλη*, pad]. A prominent thickening of the skin upon the knee.
- Goodyera** (*good-ye'-rah*) [after John Goodyer, an English botanist]. A genus of orchidaceous plants. **G. repens** of Asia, Europe, and America, is a popular medicine. **G. pubescens** of N. America (rattlesnake plantain, cancer-plant) is applied to sores, cancers, etc. Unof.
- Goose** (*goos*) [ME., *goos*, a goose]. A bird of the family of *Anserines*. **G.-flesh**. See *G.-skin*. **G.-foot**. See *Pes anserinus*. **G.-grass**. See *Galium aparine*. **G.-skin**, *Cutis ansera*, Goose-flesh, a popular name for a well-known condition of the skin marked by prominence about the hair-follicles. See *Arrector pili Muscle*.
- Gore** (*gôr*) [ME., *gore*, gore]. Thick or clotted blood.
- Gorged Stomach** (*gorjd stum'-ak*). See *Stomach Stagers*.
- Gorgeret** (*gor-jer-et'*) [Fr., *gorge*, throat]. A surgeon's gorget, especially a small gorget.
- Gorget** (*gor'-jet*) [*gorges*, a chasm]. A channeled instrument similar to a grooved director. It may be blunt, sharp, hooked, etc. In biology, a throat-patch, as the brilliant throat of the humming-bird.
- Gorgon's Head**. See *Caput medusae*.
- Gosselin's Fracture**. A V-shaped fracture of the distal extremity of the tibia, involving the ankle-joint.
- Gossypiin** (*gos-ip'-e-in*) [*gossypium*, the cotton-tree].

A precipitate from a tincture of the root-bark of *Gossypium herbaceum*, recommended as an emmenagogue and diuretic. Dose, 1 to 5 grains. Unof.

**Gossypine** (*gos'-ip-in*) [*gossypium*, cotton]. In biology, cottony, flocculent.

**Gossypium** (*gos-ip'-e-um*) [L., cotton-tree: gen., *Gossypii*]. Cotton. The hairs of the seed of *G. herbaceum*. Freed from impurities and deprived of fatty matter, it becomes the *absorbent cotton* of surgery. It is soluble in an ammoniacal solution of copper sulphate. The root is thought to have emmenagogue properties.

**G. purificatum**, purified cotton. **G. rad.**, Cortex, cotton-root bark. Dose gr. xxx-3j. **G. rad., Ext.**, Fld., prepared with glycerin and alcohol. Dose mxxx-3j. **G. seminis**, Ol., the expressed oil constitutes most of the so-called olive-oil of commerce.

**G., Tinct.**, 1 in 4. Dose 3j. See, also, *Pyroxylin*.

**Gothard Worm** (*goth'-ard wurm*). See *Anchylostomum*.

**Gothic Palate**. An enormously high palatal arch.

**Göttinger's Line**. See *Lines*, Table of.

**Gottstein's Basal Process**. The filiform basal extremity of Corti's organ. It is connected with the fine nerve-filaments of the cochlear nerve. **G.'s Curet**, a curved curet for the removal of post-nasal growths.

**G.'s Fibers**. See *Fiber*.

**Gouge** (*goof or goww*) [Fr.]. An instrument for cutting or removing bone or other hard structures.

**Goujeers** (*goo'-jers*) [OF., *gouge*, a soldier's mistress]. An old name for syphilis.

**Goulard's Cerate**. See *Plumbum*. **G.'s Extract**. See *Plumbum*.

**Gould, Methods of**. See *Treatment, Methods of*.

**Gourand's, or Goyrand's, Disease**. See *Diseases*, Table of. **G.'s Hernia**. See *Hernia*.

**Gourdy** (*gor'-de or goor'-de*) [ME., *gourd*, a gourd]. In farriery, having swollen legs (said of horses).

**Gout** (*gowt*) [ME., *goute*, the gout; *gutta*, a drop]. A constitutional disease characterized by an excess of uric acid or alkaline urates, especially sodium urate, in the fluids of the body. Sodium urate is first deposited about the articular surfaces of the small joints, but in time the arteries, cardiac valves, and connective tissue of the kidneys may be involved. The metatarso-phalangeal joint of the great toe is, curiously, the favorite point of attack, and the helix of the ear is another favorite seat. Tophi form about the affected part. To diminished solubility of the urates, due to increased acidity of the blood; to increased formation of uric acid, and failure in function of the kidneys; to persistent plethora of the digestive organs,—is variously ascribed the cause of gout. The symptoms of the acute form are malaise, intense pain in the affected part, with swelling and redness, pyrexia, chills, scanty and acid urine, irritability and sleeplessness. The paroxysm usually occurs in the night. Other attacks almost invariably follow at irregular intervals. **G., Diaphragmatic**, angina pectoris. **G., Latent or Masked**, a condition ascribed to a gouty diathesis, but not presenting the typical symptoms of gout. **G., Retrocedent**, that form that is manifested by severe internal manifestations, without the customary arthritic symptoms. See *DaCosta's Disease*. **G., Rheumatic**. See *Arthritis, Rheumatic*.

**Gouty** (*gowt'-te*) [ME., *goute*, the gout]. Of the nature of gout; affected with gout. **G. Kidney**. See *Bright's Disease*.

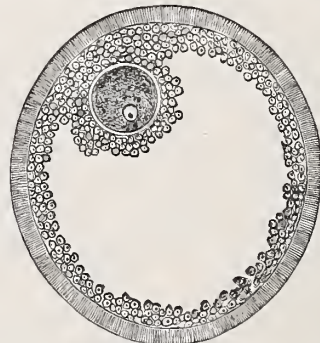
**Goux, System**. See *Sewage, Disposal of*.

**Gowers' Column**. See *Column*. **G.'s Front-tap Contraction**. See *Contraction, and Reflexes*, Table of. **G.'s Method**, the method of counting the corpuscles of the blood by the hemocytometer. **G.'s Pupil**. See *Signs and Symptoms*, Table of.

**Gowland's Cosmetic, Lotion, or Wash**. A famous lotion used in the treatment of acne, and said to have contained oxymercurate of mercury in an emulsion of bitter almonds.

**Gr.** Abbreviation of *grain*.

**Graafian Follicles, or Vesicles**. Peculiar vesicular bodies existing in the cortex of the ovary as well as in



**GRAAFIAN FOLLICLE AND OVULE, WITH PROLIGEROUS DISC.** the ovarian stroma. Within them the ova mature. See *Vesicle*.

**Gracilis** (*gras'-il-is*) [L., slender]. See *Muscles*, Table of. **G. Experiment**, an experiment performed upon the gracilis muscle of the frog, showing that pure muscular excitation does not travel backward from the muscle to the nerve.

**Gradient** (*gra'-de-ent*) [*gradi*, to step, to go]. In biology, walking, rather than creeping or jumping.

**Graduate** (*grad'-u-ät*) [*gradus*, a step]. To take a degree from a college or university. Also, a person on whom a degree has been conferred. Also, in pharmacy, a glass vessel upon which the divisions of liquid measure have been marked.

**Graduated** (*grad'-u-a ted*) [*gradus*, a step]. Arranged in degrees or steps. **G. Compress**, a compress made of pieces decreasing progressively in size, the apex or smallest piece being applied to the focus of pressure. **G. Cones**. See *Cones*.

**G. Full Bath**. See *Bath*.

**Graefe's Collyrium**. The celebrated *collyrium adstringens luteum*. It was made as follows: Camphor, 10 grains; alcohol, 1 ounce; chlorid of ammonium, 15 grains; sulphate of zinc, 30 grains; croci pulv. hispanici, 2 grains; distilled water, 5 ounces. One drop of this, after filtration, is used morning and evening. **G.'s Knife**, a knife for the performance of the operation for cataract. **G.'s Operations**. See *Operations*, Table of. **G.'s Signs or Symptoms**. See *Signs and Symptoms*, Table of.



GRAEFÉ'S KNIFE.

**Gräfenberg System**. See *Hydrotherapy*.

**Graft** [ME., *graffe*, graft]. A small portion of skin, bone, periosteum, nerve, etc., inserted into or upon a raw surface or tissue deficient in the special structure desired. **G., Sponge**, the insertion of antisepticized sponge to act as a framework for the granulations.

**Graham Bread**. Brown bread; wheat bread made from unbolted flour.

**Grahamism** (*gra'-am-izm*) [after Sylvester Graham, an American reformer]. Vegetarianism; a theory of dietetic and medical reform started in 1839.

**Grahamite** (*gra'-am-ät*) [after Sylvester Graham]. A vegetarian; a follower of the teachings of Sylvester Graham, 1794-1851.



**Grahe's Test.** See *Tests, Table of*.

**Grain** (*grān*) [*granum*, corn]. A general name applied to starch-producing seeds, or to those of the cereals. Also, any small seed. In pharmacy, a small pill. Also, the  $\frac{1}{7000}$  part of the Troy pound.

**Graining-colors.** See *Pigments, Colors, and Dyestuffs*.

**Grains of Paradise** [*Grana paradisi*, "grains of paradise"]. The unripe fruit of *Amomum melegueta*, and of *A. gronum paradisi*, brought from W. Africa. It is an aromatic stimulant and diuretic, useful in some cases of neuralgia. Unof.

**Grallatorial** (*grul-at-o'-re-al*) [*grallator*, one who walks on stilts]. In biology, applied to wading-birds.

**Gram, Gramme** (*gram*) [*γρᾱμμα*, a Greek weight]. The weight of a cubic centimeter of distilled water at its maximum density. The gravimetric unit of the metric system of weights and measures. See *Metric System*. **G.** [Anglo-Indian.] A commercial name for the chick-pea, *Cicer arietinum*, and for other varieties of pulse.

**Gram's Fluid.** See *Gram's Solution*. **G.'s Method**, 1. See *Gram's Solution*. 2. See *Treatment, Methods of*. **G.'s Solution**, a test for amyloid liver, and a mordant in staining for tubercle-bacilli, consisting of iodine 1 part, potassium iodide 2, water 300. The preparation is taken from the color-bath, washed and plunged into this solution until it takes a blackish tinge, then washed in alcohol until decolorization is complete. This process is called *Gram's Method*. See *Stains, Table of*.

**Gramineous** (*gram-in'-e-us*) [*gramen*, grass]. In biology, grass-like.

**Graminifolious** (*gram-in-if-o'-le-us*) [*gramen*, grass; *folium*, a leaf]. In biology, having grass-like leaves.

**Graminivorous** (*gram-in-iv'-or-us*) [*gramen*, grass; *vorare*, to devour]. Feeding upon grass.

**Grammatic Acataphasia** (*gram-at'-ik ak-at-af-a'-ze-ah*). The faulty use of words, due not to ignorance, but to some central brain-lesion. See *Acataphasia*.

**Grammopetalous** (*gram-o-pet'-al-us*) [*γρᾱμμή*, a stroke or line; *πέταλον*, a leaf]. In biology, having petals like leaves of grass, linear.

**Grana paradisi** (*gran'-ah par-ad-i'-si*) [L.]. See *Grains of Paradise*.

**Granatum** (*gran-a'-tum*) [*granum*, a grain: *gen.*, *Granati*]. Pomegranate. The cortex of the root of *Punica granatum* contains a liquid alkaloid, *pelletierin*,  $C_8H_{13}NO$ , one of the most efficient anthelmintics against tapeworm, rarely failing to bring away the whole worm. **G.**, **Fld. Ext.** Dose  $\mathfrak{z}$  ss-jss. **G.**, **Decoctum**, fresh bark  $\mathfrak{z}$  xvij, water  $\mathfrak{z}$  xvij, boiled to  $\mathfrak{z}$  xij and strained. Dose  $\mathfrak{z}$  iv-vj. **Pelletierin tannas**, tannate of the alkaloid,  $C_8H_{13}NO.C_{14}H_{10}O_9$ . Dose gr. v-xx followed by a quick purgative. **P. sulphas**, very hygroscopic. Dose v-x. All unof.

**Grancher's Sign.** See *Signs and Symptoms, Table of*.

**Grand Mal** (*grand ma(h)l*) [Fr.]. A term for fully-developed epilepsy; major epilepsy.

**Grandeau's Test.** See *Tests, Table of*.

**Grandeur, Delirium of, or Delusions of.** Insane exaltation of mind, with false opinions as to one's own greatness and dignity.

**Grandidentatus** (*gran-de-den-ta'-tus*) [*grandis*, large; *dens*, a tooth]. Having large teeth.

**Grandin** (*gran'-din*) [*grando*, a hailstone]. A peculiar substance found in the urine of pregnant women. It is supposed to produce kysteine by its decomposition.

**Grandry's Corpuscles.** A variety of sensitive nerve-terminations consisting of delicately punctate and sharply defined cells that are flattened and lens-like in form, and have a nucleus, the latter being the so-called

*Tactile Cells of Merkel*. They occur in the beak and tongue of the duck and goose, in the epidermis of man and mammals, etc. They are the same as the *Corpuscles of Krause*.

**Graniticoline** (*gran-it-ik'-o-lin*) [It., *granito*, granite; *colere*, to inhabit]. In biology, applied to such lichens as grow upon granite.

**Granny Knot** (*gran'-e not*). A tie of a cord in which in the second loop the end of one cord is over and the other under its fellow, so that the two loops do not lie in the same line. This knot can easily be converted into a slip-knot. See *Knot*.

**Granular** (*gran'-u-lar*) [*granum*, a grain]. Made up of, containing, or bearing granules. **G. Casts.** See *Casts*. **G. Corpuscles.** See *Granule-cell*. **G. Degeneration.** See *Cloudy Swelling*. **G. Degeneration of the Cervix.** See *Erosion*. **G. Kidney**, a kidney affected with diffuse or interstitial nephritis. **G. Lids.** See *Trachoma*. **G. Liver**, a cirrhotic liver. See *Cirrhosis*. **G. Pharyngitis**, follicular pharyngitis.

**Granulated** (*gran'-u-la-ted*) [*granula*, a little grain]. Characterized by the presence of granulations or granules.

**Granulation** (*gran-u-la'-shun*) [*granula*, dim. of *granum*, a grain]. 1. The operation of reducing coarsely crystalline substances to particles of uniform size by solution and rapid evaporation, with constant stirring. Some substances, like ferrous sulphate, are best granulated by filtering a strong solution into alcohol. 2. The formation of new or cicatricial tissue in the repair of wounds or sores, the surface of which has a granular appearance; also, any one of the elevated points of such a surface or formation. **G.**, **Miliary**, a miliary tubercle. **G.-tissue**, new or cicatricial tissue made up of granulations, or by the process of granulation.

**Granulative** (*gran'-u-la-tiv*) [*granula*, a little grain]. Pertaining to or marked by the process of granulation.

**Granule** (*gran'-ul*) [*granula*, a little grain]. In anatomy, any small rounded grain, such as is found in the Malpighian bodies of the spleen. Also a spore or an isolated cell. In pharmacy, a small pill. **G.**, **Elementary**, irregular protoplasmic bodies in the blood, smaller than ordinary blood-corpuscles. **G.**, **Seminal**, any one of the solid particles of the semen, consisting of round, granular corpuscles. **G.-cell**, any one of a variety of round cells found in pathologically softened brain-tissue, and densely filled with fat-globules. **G.-mass**, a giant-cell.

**Granulia** (*gran-ul'-le-ah*) [*granula*, a little grain]. Empiric name for an acute inflammatory condition distinct from tuberculosis, but, like it, characterized by the development of granulations within organs and on serous surfaces.

**Granulistics** (*gran-u-lis'-tiks*) [*granula*, a little grain]. That branch of physics employed in the estimation of the volume or capacity of a body by means of seed, shot, sand, granules, etc.

**Granulitis** (*gran-u-lit'-tis*) [*granula*, a little grain; *itis*, inflammation]. Acute miliary tuberculosis.

**Granuloma** (*gran-u-lo'-mah*) [*granulum*, a small grain; *δμα*, a tumor: *pl.*, *Granulomata*]. A term used by Virchow to include such a neoplasm as does not advance beyond the stage of granulation-tissue. **G. fungoides**; Mycosis fungoides; Fibroma fungoides; a rare, chronic inflammatory disorder, probably of specific origin, that affects the superficial and deep layers of the skin, and occasionally the mucous membranes. It is marked by the appearance of urticarial, erythematous, or eczematous patches, of irregular shape and size, with well-defined margins, usually upon the scalp and skin of the trunk. Itching is intense, and frequently the

- patches become hypertrophic, and firm, hard nodules, varying in size from that of a pea to an apple, either sessile or pedunculated, develop on them. These eventually break down, to form deep, unsightly ulcers that contain sensitive, fungating granulation-tissue, and discharge thin pus and serum. Death results from a progressive cachexia. See *Alyciosis*.
- Granulomatous** (*gran-u-lo'-mat-us*) [*granula*, a little grain; *ōma*, a tumor]. Pertaining to, of the nature of, or affected with granuloma. **G. Inflammation.** See *Inflammation*.
- Granulose** (*gran'-u-los*) [*granula*, a grain]. The material that forms the inner portion of starch-granules; it is enclosed by coats of cellulose.
- Granum** (*gra'-num*). See *Grain*.
- Granville's Lotion.** A compound liniment of ammonia.
- Grape-cure** (*grāp'-kūr*). A cure for pulmonary tuberculosis, consisting in the ingestion of quantities of grapes. Some patients should not take more than an average of two pounds daily, beginning with about a pound, and other patients should not exceed four pounds. The laxative influence of the grapes is also beneficial. Irritation of the gums produced by the treatment should be relieved by rinsing the mouth with cold water to which a little bicarbonate of sodium is added. **G.-disease**, a vulgar synonym for tuberculous disease of cattle. **G.-sugar.** See *Glucose* and *Dextrose*.
- Grapes** (*graps*). Same as *Grape-disease*.
- Graphite** (*graf'-it*) [*γράφειν*, to write]. Plumbago, or black lead, an impure allotropic form of carbon. It has been applied externally in skin-diseases; its dilutions are also used by homeopaths. Unof.
- Graphology** (*graf-ol'-o-je*) [*γραφή*, writing; *λόγος*, science]. The study of the handwriting or of written sentences, for the purpose of diagnosing nerve-disease or brain-lesion.
- Graphomania** (*graf-o-ma'-ne-ah*) [*γραφή*, writing; *μανία*, madness]. An insane desire to write.
- Graphomaniac** (*graf-o-ma'-ne-ak*) [*γράφειν*, to write; *μανία*, madness]. One affected with graphomania.
- Graphospasm** (*graf'-o-spazm*) [*γραφή*, writing; *σπασμός*, spasm]. Writers' cramp.
- Grass** (*gras*) [ME., *gras*, grass]. Herbage. **G.-oil.** See *Anthoxanthum*. **G.-staggers**, indigestion of cattle. **G.-tree Resin.** See *Xanthorrhoea*.
- Grating** (*gra'-ting*) [*grata*, a grating]. A frame or screen composed of bars. Also a sound produced by the friction of very rough surfaces against each other. In optics, a glass ruled with exceedingly fine parallel lines to produce chromatic dispersion in the rays of light reflected from it.
- Gratiola** (*gra-ti'-o-lah*) [*gratia*, grace]. A genus of scrophulariaceous herbs. **G. aurea**, **G. carolinensis**, **G. virginiana**, and other N. American species are actively medicinal, but are little used. **G. officinalis**, of Europe, is cathartic, emetic, and diuretic, and is a decided poison. Unof.
- Gratiolet's Angle.** See *Angle*. **G.'s Bundle**, optic radiations running into the occipital cortex.
- Gratiolin** (*gra-ti'-o-lin*) [*gratia*, grace],  $C_{20}H_{34}O_7$ . A crystalline, bitter glucosid from *Gratiola officinalis*. It was formerly used as a hydragogue.
- Gratiolirrhethin** (*gra-te-o-lir-et'-in*) [*gratia*, grace; *ρήτινη*, resin],  $C_{17}H_{28}O_{31}$ . A resinoid substance; a decomposition-product of gratiolin.
- Grattage** (*grah-ta(h)zh'*) [Fr.]. A method of removing morbid growths, as polypi or trachomatous granulations, by rubbing with a harsh sponge or brush.
- Grave** (*grāv*) [ME., *grave*, a grave]. An excavation in the earth for burying the dead. **G.-wax.** See *Adipocere*.
- Gravedo** (*grav-el'-do*) [L.]. 1. Muscular rheumatism of the head. 2. Coryza.
- Gravel** (*grav'-el*) [ME., *gravel*, gravel]. In surgery, a common name for the larger calculi or urinary concretions. Also, difficult or painful micturition. **G.-plant.** See *Trailing Arbutus*. **G.-root**, Queen of the Meadow, the root of *Eupatorium purpureum*, or of *Collinsonia canadensis*. See *Eupatorium* and *Collinsonia*.
- Graveolent** (*grav'-e-o-lent*) [*gravis*, heavy; *olere*, to smell]. Having a strong, unpleasant odor; fetid.
- Graves' Disease.** See *Goiter*, *Exophthalmic*, and *Diseases*, *Table of*.
- Gravid** (*grav'-id*) [*gravare*, to load]. With child, pregnant. **G. Uterus**, the womb during pregnancy or gestation.
- Gravida** (*grav'-id-ah*) [*gravidus*, pregnant]. A pregnant woman.
- Gravidin** (*grav'-id-in*) [*gravidus*, pregnant]. A peculiar substance occurring in white transparent globules on the surface of the urine voided by pregnant women. **G.-test**, a worthless sign of pregnancy. After the first month of pregnancy the urine of the gravid woman, if allowed to stand from thirty hours to eight days, will have formed upon it a pellicle with a cheesy odor and an appearance like the "fatty scum of cooled broth." Examined microscopically and chemically the pellicle shows fungi, triple phosphates, fat-globules, and sometimes a peculiar form of albumin. It may be found in urine from men, young girls, and very old women, hence is of no value as a test of pregnancy. The test is also called the *Kjestein Test*.
- Gravidism, or Gravidity** (*grav'-id-izm*, or *grav-id'-it-e*) [*gravidus*, pregnant]. Pregnancy, or the totality of symptoms presented by a pregnant woman.
- Gravimeter** (*grav-im'-et-er*) [*gravis*, heavy; *μέτρον*, measure]. An instrument used in determining specific gravities; especially a hydrometer, aerometer, or urinometer.
- Gravity** (*grav'-it-e*) [*gravis*, heavy]. The property of possessing weight. Also, a condition of serious import. **G., Specific**, the measured weight of a substance compared with that of an equal volume of another taken as a standard. For gaseous fluids, hydrogen is taken as the standard; for liquids and solids, distilled water at its maximum density.
- Gravit's Theory.** A theory as to the immunity conferred by inoculation. The cells of the body and the bacteria take their nutrition from the same places, and it is a true fight for existence between them. If the cells come out victorious, they become habituated to the struggle with the bacteria, and are more able to resist a second attack, and this quality is transmitted to the succeeding generations of body-cells by heredity. This theory is purely hypothetical.
- Gray** (*gra*) [ME., *gray*, gray]. 1. Of a color between white and black. 2. Having gray hairs. **G. Hepatization.** See *Hepatization* and *Pneumonia*. **G. Induration.** See *Induration*. **G. Infiltration.** See *Infiltration*. **G. Lanolin Ointment.** See *G. Oil*. **G. Matter**, the cinerea. See *Brain*. **G. Oil**, *Oleum cinereum*, a semifluid, fatty, mercurial liquid introduced into medicine by Lang, of Vienna, in 1886. It is used in the treatment of syphilis by injections. It is prepared as follows: A given quantity of lanolin—1 or 2 drams—is rubbed up with sufficient chloroform to emulsify it. This mixture is to be thoroughly triturated, during which operation the chloroform will evaporate. While the mixture is still in a fluid state, metallic mercury to the amount of double the quantity of the lanolin is to be added, the trituration being meanwhile continued. As a result, a pomade of mer-



cury is left, which represents two parts of mercury and one part of lanolin. This is called strong gray lanolin ointment. From this salve-basis a 50 per cent. oleum cinereum, or *gray oil*, may be obtained by mixing three parts with one part of olive-oil. A mild gray lanolin ointment may be made in the same manner as the strong, by taking equal parts of lanolin and mercury and thoroughly mixing them. From this salve-basis a 30 per cent. gray oil may be made by mixing six parts with four parts of fresh almond-oil or olive-oil. **G. Powder**, hydrargyrum cum creta. See *Hydrargyrum*.

**Grease** (*grès*) [ME., *grese*, grease]. Soft or oily animal fat. In farriery, a swelling and inflammation in a horse's leg, with excretion of oily matter and the formation of cracks in the skin. **G.-trap**, a contrivance employed to prevent clogging of waste-pipes, as well as to save the grease, which has considerable commercial value.

**Great** (*grāt*) [ME., *gret*, great]. Large. **G. Laurel**, the leaves of *Rhododendron maximum*, an expectorant, useful in obstinate coughs. Dose of the fld. ext.  $\mathfrak{m}\mathfrak{v}$ - $\mathfrak{xv}$ . Unof. **G. Mortality**. Synonym of the *Plague*. **G. Pox**. Synonym of *Syphilis*, to distinguish it from smallpox.

**Green** (*grēn*) [ME., *grene*, green]. 1. Verdant; of the color of grass. 2. Unripe; not mature. **G. Blindness**. Achloropsia, *q. v.* **G. Dragon**, the corm of *Arum dracontium*, an expectorant and diaphoretic. Dose of the fld. ext.  $\mathfrak{m}\mathfrak{j}$ - $\mathfrak{x}$ . Unof. **G. Bice**. See *Bremen Green*. **G.-blue**. Same as *Soluble-blue*. **G. Cinnabar**. See *Pigments*, *Conspectus of*. **G. Gland**, one of the excretory organs (kidney) of a decapod crustacean formerly supposed (in Astaticus) to be an auditory organ. The secretions contain uric acid and traces of the base *guanin*. **G.-heart**. See *Bebeeru*. **G.-man**. See *Aceras*. **G. Osier**, the bark of *Cornus circinata*, an astringent, tonic, and febrifuge. Dose of the fld. ext.  $\mathfrak{m}\mathfrak{xx}$ - $\mathfrak{z}\mathfrak{j}$ . Unof. **G., Paris**, cupric arsenite. **G., Scheele's**, cupric arsenite. **G., Schweinfurth's**, a compound of cupric arsenite and cupric arsenate. **G.-sickness**. See *Chlorosis*. **G. Smalt**. Same as *Rinmann's Green*. **G.-stick Fracture**. See *Fracture*. **G. Verditer**. See *Bremen Green*.

**Green's Test-types**. A slight modification of *Snellen's Test-types, q. v.*

**Greenhow's Cholera-mixture**. A mixture containing guaiacum, cloves, cinnamon, each  $\mathfrak{i}$  ounce; brandy, 2 pints.

**Greffotome** (*gref'-o-tōm*) [Fr., *greffe*, graft; *τομή*, cutting]. A knife used in cutting slips for surgical grafting.

**Gregarina** (*greg-ar-e'-nah*) [*grex*, a herd]. A genus of parasitic protozoa, of extremely simple nature. It is not certain that any true *Gregarinae* infest the human subject, most of the supposed protozoan parasites of the human species being now referred to other classes or groups. See *Parasites (Animal)*, *Table of*.

**Gregarinosis** (*greg-ar-in-o'-sis*) [*grex*, a herd; *νόσος*, disease]. A morbid condition due to infestation by *Gregarinae*.

**Gregarious** (*gre-ga'-re-us*) [*grex*, a flock, a herd]. In biology, clustered, but not matted together, as the fruit-spots of a parasitic fungus; *e. g.*, the cluster-cups.

**Gregory's Powder**. Compound powder of rhubarb. **G.'s Salt**, crude hydrochlorate of morphin containing codain.

**Grenacher's Alcoholic Carmin**. See *Stains, Table of*. **G.'s Alum-carmin**. See *Stains, Table of*. **G.'s Purpurin Solution**. See *Stains, Table of*. **G.'s Solution**. See *Stains, Table of*.

**Grenade** (*gren-ād'*). Synonym of *Influenza*.

**Grenet Cell**. See *Cell*.

**Gressorial** (*gres-o'-re-al*) [*gressus*, p.p. of *gradi*, to walk]. In biology, adapted for walking; gradient.

**Griesinger's Disease**. Cachexia aquosa.

**Griffe** (*grif*) [Sp., *grifos*, frizzled hair]. 1. In biology, the offspring of a mulatto and a negress, or of a mulatress and a negro. See *Mulatto*. 2. See *Main en griffe*.

**Griffin Hand** (*grif'-in hand*). Same as *Claw-hand*.

**Griffith's Mixture**. See *Ferrum*. **G.'s Pills**. See *Ferrum*. **G.'s Snow-white**. Same as *Zincolith*.

**Grin** [ME., *grinnen*, to show the teeth]. To smile, at the same time showing the teeth.

**Grindelia** (*grin-de'-le-ah*) [after H. *Grindelia*, a German botanist]. The leaves and flowering top of *G. robusta*, Wild Sunflower, or Gum-plant, found in California, an antispasmodic and motor-depressant, in large doses producing mydriasis. It is valuable in asthma, bronchitis, and whooping-cough. Dose of the fld. ext.  $\mathfrak{m}\mathfrak{x}$ - $\mathfrak{z}\mathfrak{j}$ ; of the alcoholic extract, gr.  $\mathfrak{ij}$ . **G. squarrosa**, common ague-weed, an herb popular in the western U. S. as a remedy for ague and malarial diseases. It has proved serviceable in chronic rheumatism. Dose of the fld. ext.  $\mathfrak{m}\mathfrak{xv}$ - $\mathfrak{xxx}$ . Unof. **G. hirsutula** and **G. integrifolia** of the Pacific States have similar qualities. These plants are all highly resinous; their tinctures or infusions are said to cure the dermatitis of rhus-poisoning.

**Grindelin** (*grin'-del-in*). An alkaloid reported to exist in *Grindelia robusta*.

**Grinder** (*grin'-der*) [ME., *gryndere*, a miller]. 1. See *Quizzer*. 2. A molar tooth.

**Grinders' Asthma**. A chronic affection of the lungs resulting from the inspiration of metallic or siliceous dust, accumulating in the lungs, and producing symptoms similar to those of tuberculosis. It is called also *G.'s Rot* and *G.'s Disease*. **G.'s Disease**. See *G.'s Asthma*. **G.'s Phthisis**. See *G.'s Asthma*. **G.'s Rot**. See *G.'s Asthma*.

**Grinning** (*grin'-ing*) [ME., *grinnen*, to snarl]. Drawing back the lips, so as to show the teeth. **G.-muscle**. See *Muscles, Table of*.

**Grip or Grippe** (*grip*). See *Influenza*.

**Gripe** (*grip*) [ME., *gripen*, to seize]. 1. To suffer griping pains. 2. A spasmodic pain in the bowels; cramp-colic.

**Gripes** (*grips*) [ME., *gripen*, to seize]. Colic; tormina.

**Grippal** (*grip'-al*) [Fr., *gripper*, to seize]. Pertaining to influenza.

**Grippo-toxin** (*grip-o-toks'-in*) [*la grippe*, an epidemic form of influenza; *toxicum*, poison]. A term introduced by Althaus to designate the toxin of influenza.

**Griseous** (*gris'-e-us*) [*griseus*, gray]. Gray or bluish-gray.

**Grisolle Sign** (*gre-zol' sin*). A sign said to be a certain means of diagnosis of smallpox. If, upon stretching an affected portion of the skin, the papule becomes impalpable to the touch, the eruption is caused by measles; if, on the contrary, the papule is still felt when the skin is drawn out, the eruption is the result of smallpox.

**Gristle** (*gris'-l*) [ME., *gristel*, cartilage]. The popular name for cartilage.

**Gristly** (*gris'-le*) [ME., *gristel*, cartilage]. Cartilaginous; like gristle.

**Groan** (*grōn*) [ME., *gronen*, to groan]. To utter a low, moaning sound, as when in pain. The sound so uttered.

**Grocers' Itch** (*gro'-serz ich*). Eczema of the hands, due to irritation from flour, sugar, etc. It is said to be due, in some cases, to the presence of sugar-mites upon the hands.

**Groin** [origin obscure]. The depression between the belly and the thigh.

**Groove** (*groov*) [D., *groof*, a channel]. A furrow or channel. **G.**, **Auriculo-ventricular**. See *Furrow*. **G.**, **Bicipital**, the deep groove on the anterior surface of the humerus separating the greater and lesser tuberosities. **G.**, **Cavernous**, a broad groove on the superior surface of the sphenoid bone lodging the internal carotid artery and the cavernous sinus. **G.**, **Dental**. See *Dental Groove*. **G.**, **Infraorbital**, the furrow at the posterior portion of the superior maxillary bone on its orbital surface, which finally develops into a canal of the same name. **G.**, **Lachrymal**, a groove in front of the opening of the antrum, on the inner surface of the superior maxillary bone. **G.**, **Medullary**, a long shallow furrow that appears along the dorsal line of the neural tube of the embryo. **G.**, **Mylo-hyoid**, the groove on the inner surface of the inferior maxillary bone running from the submaxillary fossa to the inferior dental foramen. **G.**, **Nasal**, the groove in the nasal bone for the nasal nerve. **G.**, **Occipital**, the groove in the mastoid portion of the temporal bone, that lodges the occipital artery. **G.**, **Optic**, the groove on the superior surface of the sphenoid bone terminating on either side in the optic foramen. **G.**, **Sacral**, the channel on the back of the sacrum between the spinous and transverse processes. **G.**, **Subclavian**, the longitudinal groove on the under surface of the clavicle for the attachment of the subclavius muscle. **G.**, **Spiral**. See *Sulcus spiralis*. **G.**, **Vertebral**, the groove running along the spine on each side of the spinous process.

**Groping-test** (*grôp'-ing-test*). In ophthalmology, a test for false orientation in paralysis of the ocular muscles. The affected eye does not locate objects in their true place, and if asked to point quickly at an object the patient's finger will be carried to one side of it.

**Gros Mal** (*gro-ma(h)l*) [Fr.]. The well-marked form of epilepsy; major epilepsy.

**Gross** (*grôs*) [F., *gros*, great]. Coarse; great. **G.** **Anatomy**, anatomy considered without reference to histology or the details of minute structure. **G.** **Appearances**, macroscopic appearances.

**Grote's Test**. See *Tests, Table of*.

**Grough, Grough** (*gruf*). See *Gruff*.

**Ground** (*ground*) [ME., *ground*, ground]. The bottom; soil; earth. **G.** **Ivy**, a popular name for *Gaultheria procumbens*. **G.** **Laurel**. See *Trailing Arbutus*. **G.-nut**. See *Apios*. **G.-nut Oil**, peanut oil. A fixed oil expressed from the embryo of the seed of the peanut, *Arachis hypogæa*. It resembles olive-oil in general properties, and for which it is often substituted. **G.-water**. See *Subsoil-water*.

**Groundseltree**. See *Baccharis*.

**Grouse** (*grouws*) [OF., *griesche*, gray]. A bird of the genus *Tetrao*. **G.-berry**, a popular name for *Gaultheria procumbens*. **G.-disease**, a disease that attacks and destroys great numbers of red grouse (*Lagopus scoticus*) of Europe; it is believed to be due to the overstocking of its haunts and the propagation of the species by depauperized parents. It is said by some writers to be due to the presence of a parasite, *Strongylus pergracilis*, in the bronchial passages. See *Parasites (Animal)*, *Table of*.

**Grove Cell**. See *Cell*.

**Grow** (*gro*) [ME., *growen*, to grow]. To increase by a natural process of development.

**Growing** (*gro'-ing*) [ME., *growen*, to grow]. Increasing in size. **G.-fever**, pyrexia associated with rapid growth. **G.-pains**, a term applied to neuralgic or rheumatic pains in the limbs occurring during

youth, apparently of varied origin and character. **G.-point**, in botany, the tissue immediately about the apical cell; the tip of the stem or other point where cell-division is active; the *Punctum vegetationis*.

**Growth** (*grôth*) [ME., *growen*, to grow]. 1. The augmentation of the body that takes place between infancy and adult age. Also, the increase of any part of the body by addition to the number of its cellular elements, without the production of structural abnormality or differentiation into unlike tissues. 2. Any tumor or adventitious structure.

**Grub** [ME., *grubben*, to dig]. 1. A dwarf. 2. See *Comedo*. **G.-in-the-head**. See *Cestrus ovis*, under *Parasites (Animal)*, *Table of*. **G.-worms**. See *Comedo*.

**Gruber's Experiment**. An experiment for detecting anomalies of tension in the ear-membrane. A membrane already excessively tense will give no alteration during Valsalva's experiment (*q. v.*), but if the membrane has been previously unduly relaxed, Valsalva's experiment will, according to Gruber, restore its tension, and the vibrating fork will be heard better by air-conduction, and worse by bone-conduction than before or after. **G.'s Gelatin Bougies**, medicated almond-shaped pieces of gelatin for insertion into the auditory meatus. **G.'s Method**. 1. A method of washing out the tympana. Syringe the fluid into one nostril with the other closed, the fluid entering the tympana by way of the Eustachian tubes. 2. A method of inflating the middle ear. The patient is required to phonate at the moment the inflation-bag is compressed. A short word, ending in a guttural consonant, is advised, as "hic" or "hook."

**Gruel** (*gru'-el*) [dim. of *grutum*, meal]. A decoction of corn-meal or oat-meal boiled in water to a thick paste.

**Gruff** (*gruf*) [D., *grof*, coarse]. Any crude drug; also the coarse part of a drug that will not pass through a sieve; the term is used also adjectively, as *gruff sulphur* or *saltpeter*.

**Grume** (*groom*) [*grumus*, a little heap]. A clot, as of blood; a thick and viscid fluid.

**Grumose** (*gru'-môs*) [*grumus*, a little heap]. Same as *Grumous*.

**Grumous** (*gru'-mus*) [*grumus*, a little heap]. Knotted, clotty, or in granular masses. Formed of coarse, clustered grains.

**Grutum** (*gru'-tum*) [*grutum*, grit]. A small, hard tubercle of the skin, usually seen on the face, and due to retention of sebaceous matter. It is also called *Miliary Tubercle* and *Pearly Tubercle*. See *Milium*.

**Gruyère Cheese** (*gru-yâr'*). See *Cheese*.

**Gryposis** (*gri-po'-sis*) [γρίπσις, curvature]. Curvature. See *Arthrogryposis* and *Onychogryposis*.

**Gscheidlen's Method**. A method of preparing hemoglobin crystals. Take defibrinated blood that has been exposed for 24 hours to the air, and keep it in a closed tube of narrow caliber for several days at 37° C. When the blood is spread on glass the crystals form rapidly.

**Gtt.** Abbreviation of *gutta*, or *gutta*, drop, or drops.

**Guachamaca** (*gwaw-shaw-marw'-kah*) [S. America]. The bark of an apocynaceous tree. **G. toxifera**, or *Malouetia nitida*, of S. America, furnishes a virulent arrow-poison, somewhat resembling curare; it has been employed in tetanus and hydrophobia. Unof.

**Guachata**, or **Guachacata** (*gwaw-chaw'-tah*, or *gwaw-chaw-kat'-ah*) [Mex.]. The flowers of a Mexican plant, containing several bitter tonic principles. Unof.

**Guacin** (*gwaw'-sin*) [*guaco*]. A bitter resin from guaco; it is diaphoretic, stimulant, and emetic. Unof.



**Guaco** (*gwaw'-ko*) [S. Amer.]. The leaves of *Mikania guaco*, much used in S. America for snake-bites. It is thought to be of value in chronic rheumatism. Dose of the fld. ext. 3 ss-j. Unof. Various species of *Mikania* and *Aristolochia* are locally known by this name.

**Guaiaac** (*gwi'-ak*) [S. Amer.]. See *Guaiaicum*. **G.-mixture**, **Fenner's**. The *Tinctura antacrida* [N. F.], a tincture of the resin of guaiacum and Canada turpentine, in which each fluidram contains  $\frac{1}{3}$  of a grain of the corrosive chlorid of mercury. **G.-test**. See *Tests*, *Table of*.

**Guaiaicol** (*gwi'-ak-ol*) [S. Amer.],  $C_7H_8O_2$ . A substance that occurs in wood-tar, and is also produced on heating pyrocatechin with potassium hydroxid and potassium methyl-sulphate to 180° C. It is a colorless liquid that boils at 200° C., and has a specific gravity of 1.117. It is readily soluble in alcohol, ether, and acetic acid, and is recommended instead of creasote in pulmonary tuberculosis. Dose m ij-j, or gr.  $\frac{1}{2}$ - $\frac{1}{4}$ . Sciolla (1893) found that topical applications of guaiacol reduced bodily temperature, and J. Solis-Cohen and Da Costa (1894) have applied the method successfully in cases of high temperature in typhoid fever and other febrile diseases. The dose is about 30 drops slowly rubbed on the skin of the abdomen or thigh. Unof.

**Guaiaicum** (*gwi'-ak-um*) [Guaiacans, a tribe of S. A. Indians]. Lignum vite. The heart of the tree, and also the oleoresin, of *G. officinale* and *G. sanctum*, a prompt diaphoretic, expectorant, and alterative, efficient in tonsillitis, neuralgic dysmenorrhea, amenorrhea, and rheumatism, and formerly much used as an antisyphilitic. Dose gr. x-xxx. **G., Mist.** (B. P.) Dose 3 j-iss. **G., Resina**, the resin of the wood of *G. officinale*. **G., Tinct.**, strength 20 per cent. Dose m v-3 j in mucilage. **G., Tinct., Ammoniat.**, contains guaiac 20, and aromatic spirit of ammonia 80 parts. Dose m v-3 ss.

**Guanin** (*gwaw'-nin*) [Sp., *guano*, dung],  $C_5H_5N_5O$ . A leukoamine discovered by Unger in 1844, as a constituent of guano. Since then it has been found in small quantities in the pancreas, liver, and muscle-extract, and has been shown to be one of the decomposition products of nuclein in both animal and vegetable organisms. In the case of the lower animals it is evidently the end-product of katabolic change. It is a white, amorphous powder, insoluble in water, alcohol, ether, and ammonia. Guanin and kreatin appear to mutually replace each other—both being substituted guanidins. Guanin is an intermediate product in the formation of urea. It is non-poisonous and a muscle-stimulant. See *Capranica's Tests*.

**Guano** (*gwaw'-no*) [Peruv., *huanu*, dung]. The excrement of sea-fowl found on certain islands in the rainless regions of the Pacific Ocean. It consists essentially of alkaline urates and phosphates. It is used externally in certain skin-diseases. Unof.

**Guarana** (*gwaw'-rah'-nah*) [the name of a tribe of S. A. Indians]. A dried paste prepared from the seeds of *Paullinia cupana*, found in Brazil. It contains an alkaloid, guaranin,  $C_8H_{16}N_4O_2$ ,  $H_2O$ , identical with caffeine. It is employed chiefly in nervous sick-headaches. The commercial preparations are not always trustworthy. Dose of the fld. ext., m v-xxx; of guaranin gr. j-ij; of the solid ext. gr. ij-j-x; of the tincture (1 in 4) 3 ss-j.

**Guard** (*gard*) [*garder*, to keep]. An appliance on a knife to prevent too deep incision. **G.-cell**, in biology, one of the two semilunar epidermal cells, inclosing the opening of a stoma in plants.

**Guardian-cells** (*gar'-de-an-selz*). Same as *Guard-cell*.

**Guarinar's Agar-gelatin**. A culture-medium composed of agar-agar 3-4 gms., sodium chlorid 5 gms., peptone 25-30 grms., gelatin 40-60 gms., water 50 c.c., meat-infusion 950 c.c.

**Guaycuru** (*gwi'-ku'-ru'*) [Sp.]. The S. American name of various plants, as *Statice brasiliensis* and *S. antarctica*. The root is a very powerful astringent. Unof.

**Gubernaculum testis** (*gu'-ber-nak'-u-lum tes'-tis*) [L.]. The conical-shaped cord attached above the lower end of the epididymis and governing the descent of the testes in fetal growth.

**Gubler's Tumor**. A prominence over the carpus of the dorsum of the hand in chronic wrist-drop from lead-poisoning. See *Signs and Symptoms*, *Table of*.

**Gudden's Atrophy Method**. A method of demonstrating the connection of a nerve-trunk with a center. If a portion of a nerve-trunk is destroyed in a young, growing animal, the peripheral fibers will undergo Wallerian degeneration, while the proximal cells and fibers connected with the destroyed portion will atrophy and disappear. **G.'s Commissure**, a mass of fibers forming the upper (dorsal) part of the optic tracts. They cannot be demonstrated in man except in cases of complete degeneration of the optic fibers proper. **G.'s Ganglion**, the cephalo-dorsal ganglion of the mamillary body of the brain. **G.'s Law**. See *Law*.

**Guérin's Glands**. See *Gland*. **G.'s Method**. See *Treatment*, *Methods of*.

**Guernsey Blue**. See *Pigments*, *Conspectus of*.

**Guettard, Glands of**. See *Gland*.

**Guidi, Canal of**. See *Canal*.

**Guignet's Green**. Same as *Chrome-green*.

**Guillotine** (*gil'-o-tèn*) [after Dr. J. I. Guillotin]. A surgical instrument for excision of the tonsils or growths in the larynx, etc.

**Guimet Blue**. Same as *French Blue*.

**Guinea** (*gin'-e*) [African]. The name of a district on the west coast of Africa. **G. Fever**, a form of intermittent fever. **G.-green**. See *Pigments*, *Conspectus of*. **G. Pepper**. See *Grains of Paradise*. **G.-pig**, an animal of the genus *Cavia*, used in bacteriologic investigation. **G.-worm**, the *Filaria medinensis*, a nematode worm of tropical countries, that in the human tissues in which it burrows may, unless removed, develop to a length of several feet, producing inflammatory ulceration. See *Thread-worm*. **G.-worm Disease**. See *Dracontiasis*.

**Gula** (*gul'-lah*) [L.: *pl.*, *Gulae*]. The gullet; the neck and throat, or the pharynx and esophagus. In biology: 1. An exoskeletal piece on the under side of the head of certain insects, behind the mentum and between the genæ. 2. The upper portion of the front of the neck of a bird.

**Gulantha** (*goo-lan'-kah*) [E. Ind.]. The plant, *Tinospora cordifolia*, of India. Its stems and roots are diuretic, tonic, and antiperiodic. Unof.

**Gular** (*gul'-lar*) [*gula*, the gullet]. Pertaining to the throat, pharynx, or gula.

**Gulinula** (*gu-lin'-u-lah*) [*gula*, throat]. In biology, applied by Hyatt to that stage in the development of an actinozoan in which the actinostome or gullet is formed; it follows the hydroplanula stage.

**Gullet** (*gul'-et*). See *Esophagus*.

**Gum** [ME., *gumme*, gum]. A name loosely applied to the concreted juices of plants. Chemically, a substance yielding mucic acid when treated with nitric acid. See, also, *Gums*, and the names of the various gums. **G. Arabic**. See *Acacia*. **G. Benjamin**. See *Benzoin*. **G.-boil**, abscess of the gum. **G. Dammar**. See *Dammar*. **G.-plant**. See *Grindelia*. **G.-resins**. See *Resins*. **G. Tragacanth**. See *Tragacanth*. **G.-wood Tents**. See *Tupelo*.

**Gumma** (*gun'-ah*) [Fr., *gomme*; *pl.*, *Gummata*]. A soft, elastic tumor resulting from a peculiar kind of caseation of tertiary syphilitic inflammatory deposits.

**Gummatous** (*gum'-at-us*) [Fr., *gomme*, gum]. Of the nature of or affected with gummata.

**Gummosis** (*gum'-o'-sis*) [*gummi*, gum]. In biology, the transformation of plant-tissue into gum.

**Gums** (*gumz*) [ME., *gumme*, gum]. 1. Amorphous, transparent substances widely disseminated in plants. They form sticky masses with water, and are precipitated by alcohol. They are odorless and tasteless. 2. See *Gingiva*.

**Gum-cotton.** See *Pyroxylin*.

**Gunjah** (*gun'-jah*). See *Cannabis*.

**Gunstock Deformity.** A deformity caused by fracture of either condyle of the humerus, in which the long axis of the fully extended forearm deviates outwardly from that of the arm.

**Günzburg's Test.** See *Tests, Table of*.

**Gurgling Sound.** The peculiar sound caused by a gas passing through a liquid. It is heard in breathing, when the bronchi or pulmonary cavities contain fluid, and is observed upon palpation of the abdomen in enteric fever and other conditions in which the bowel is distended with gas and contained liquid.

**Gurjun Balsam** (*ger'-jun*) [E. Ind.]. *Balsamum dipterocarpus*, wood-oil. An oleo-resin obtained from several species of *Dipterocarpus*, trees native to Southern Asia. It is similar to copaiba but more decided in therapeutic effects, and is less unpleasant. It is an admirable expectorant, useful in true leprosy. Dose  $\mathfrak{M}\times-\overline{\mathfrak{z}}$ ij, in emulsion. Unof.

**Gussenbauer's Suture.** See *Suture*.

**Gustation** (*gus'-tat-shun*) [*gustare*, to taste]. The sense of taste; the act of tasting. **G., Chromatic**, the symptom of luminous sensations aroused by the sense of taste of certain substances.

**Gustative** (*gus'-tat-iv*). See *Gustatory*.

**Gustatory** (*gus'-tat-o-re*) [*gustare*, to taste]. Pertaining to the special sense of taste and its organs. **G. Bud**, a taste-bud. **G. Cell**, a spindle-cell from the interior of a taste-bud. **G. Nerve**. See *Nerve*.

**Gut** [ME., *gut*, intestine]. A common name for intestine. **G. Suture**. See *Catgut*. **G.-tie**, volvulus as occurring in the horse.

**Gutta** (*gul'-ah*) [L.: *pl.*, *Guttæ*]. A drop. Also, freely used as a minim or sixtieth part of a fluid dram. **G. nigra**, or **Black-drop**, a dilute acetic acid containing saffron, and flavored with sugar and nutmeg. Unof. **G. rosacea**. See *Acne*. **G. rosea**. Synonym of *Acne rosacea*. **G. serena**, a synonym of *Amaurosis*. **G.-percha**, a substance obtained from the milky juice of different trees of the genus *Dichopsis* (*Isonandra*). It forms a fibrous mass, varying in color from nearly white to reddish or brownish, looking like leather-clippings cemented together; it has a specific gravity of .979. Hard and somewhat elastic at the ordinary temperature, at 25° C. (77° F.) it becomes soft, and at 50° C. (122° F.) it can be kneaded or rolled into plates. It is largely used in insulating wires and cables; the best solvents are oil of turpentine, chloroform, and carbon disulphid. **G.-p.**, **Liq.**, a solution in 91 parts of commercial chloroform with 9 parts of lead carbonate. It is employed as a protective application to slight wounds and eruptions. See, also, *Traumaticin*.

**Guttate** (*gul'-at*) [*gutta*, a drop]. In biology, spotted as if by drops of something colored.

**Guttatim** (*gul'-at-tim*) [*gutta*, a drop]. A pharmaceutical term signifying *drop by drop*.

**Gutter-water Passages.** The liquid stools of a brownish color discharged in typhoid fever.

**Guttula** (*gul'-u-lah*) [L., dim. of *gutta*, a drop: *pl.*, *Guttulae*]. In biology, a small spot of color.

**Guttulate** (*gul'-u-lāt*) [*guttula*, a small drop]. In biology, resembling small drops of oil or resin.

**Guttur** (*gul'-er*) [*guttur*, the throat]. The throat with reference to the trachea. **G. tumidum**. Synonym of *Goiter*.

**Guttural** (*gul'-u-ral*) [*gutturalis*, pertaining to the throat]. Pertaining to the throat. **G. Pouch**, in the horse one of the large air-sacs, diverticula from the Eustachian tubes and lying behind the upper part of the pharynx.

**Gutturomycosis** (*gut-u-ro-mi-ko'-sis*) [*guttur*, throat; *μύκωσις*, fungus]. An ulcerative affection of the guttural pouches of horses and mules, produced by the parasitic fungus, *Gutturomyces equi*.

**Gutturo-palatine** (*gul'-u-ro-pal'-at-in*) [*guttur*, the throat; *palatum*, the palate]. Relating to the pharynx and the palate.

**Gutturo-tetany** (*gul'-u-ro-tet'-an-e*) [*guttur*, throat; *tetanus*, tetanus]. A form of stuttering in which the pronunciation of such sounds as *g*, *k*, *q*, is difficult.

**Guyon's Sign.** See *Signs and Symptoms, Table of*.

**Gymnanthous** (*jim-nan'-thus*) [*γυμνός*, naked; *ἄνθος*, flower]. In biology, applied to flowers wanting in floral envelopes.

**Gymnasium** (*jim-na'-ze-um*) [*γυμνός*, naked]. A place designed and fitted with appliances for the systematic exercise of the muscles and other organs of the body. Also, in Germany, a high-school.

**Gymnastic** (*jim-nas'-tik*) [*γυμνός*, naked]. Pertaining to bodily exercise, or to the science of preserving health by bodily exercise.

**Gymnastics** (*jim-nas'-tik-s*) [*γυμνός*, naked]. The science of preserving (and of restoring) health by bodily exercise. **G., Medical**, any physical exercise designed to restore or promote health. **G., Ocular**, regular muscular exercise of the eye to overcome muscular insufficiency. **G., Swedish**, a system of exercises to restore strength to parietic muscles, and found useful in a great variety of abnormal chronic conditions.

**Gymnaxony** (*jim-naks'-on-e*) [*γυμνός*, naked; *ἄξων*, axis]. In biology, a monstrous flower in which the placenta, with its ovules, protrudes from the ovary.

**Gymnoblasic** (*jim-no-b'as'-tik*) [*γυμνός*, naked; *βλαστός*, germ]. In biology; applied to those hydroid polyps in which the zooids are not inclosed in horny receptacles.

**Gymnobranchiate** (*jim-no-brang'-ke-āt*) [*γυμνός*, naked; *βραγχία*, gills]. In biology applied to those molluscs that have naked gills; nudibranchiate.

**Gymnocarpous** (*jim-no-kar'-pus*) [*γυμνός*, naked; *καρπός*, fruit]. In biology, having the fruit naked; applied to lichens and fungi in which the apothecia and hymenia are naked or exposed.

**Gymnocaulus** (*jim-no-kaw'-lus*) [*γυμνός*, naked; *καυλός*, stalk]. In biology, the immature contractile cord or stalk of a polypid.

**Gymnoceratus** (*jim-no-ser'-at-us*) [*γυμνός*, naked; *κέρας*, horn]. In biology, applied to certain insects with prominent antennæ.

**Gymnocidium** (*jim-no-sid'-e-um*) [*γυμνός*, naked: *pl.*, *Gymnocidia*]. In biology, the swelling at the base of the spore-case in certain mosses.

**Gymnocladus** (*jim-nok'-lad-us*). See *Chicot*.

**Gymnocyta** (*jim-no-si'-tah*) [*γυμνός*, naked; *κύτος*, a hollow]. In biology, a naked-celled, unicellular organism.

**Gymnocytoide** (*jim-no-si'-tōd*) [*γυμνός*, naked; *κύτος*, a hollow]. In biology, a naked, non-nucleated, unicellular organism, as a gregarine while in the monerad stage.

**Gymnodont** (*jim'-no-dont*) [*γυμνός*, naked; *ὀδόντις*, tooth]. In biology, having naked teeth; applied to certain fishes, as the parrot-fish, the globe-fish, etc.



**Gymnogen** (*jim'-no-jen*) [γυμνός, naked; γενής, producing]. Same as *Gymnosperm*.

**Gymnogenous** (*jim'-noj'-en-us*) [γυμνός, naked; γενής, producing]. In biology, applied to birds that are naked when hatched.

**Gymnogynous** (*jim'-noj'-in-us*) [γυμνός, naked; γυνή, female]. In biology, applied to such plants as have the ovary uncovered.

**Gymnomyxine** (*jim'-no-miks'-in*) [γυμνός, naked; μύξα, slime]. In biology, applied to the lower protozoa.

**Gymnorhinal** (*jim'-nor-i'-nal*) [γυμνός, naked; ρίς, nose]. In biology, applied to birds having the nostrils naked or unfeathered.

**Gymnosomatous** (*jim'-no-sō'-mat-us*) [γυμνός, naked; σῶμα, body]. In biology, applied to certain molluscs that produce no shell; specifically, naked pteropods.

**Gymnosperm** (*jim'-no-sperm*) [γυμνός, naked; σπέρμα, seed]. In biology, a plant characterized by having naked seeds (not inclosed in a pericarp), as in the conifers.

**Gymnospore** (*jim'-no-spōr*) [γυμνός, naked; σπόρος, a seed]. In biology, a naked spore.

**Gymnostomous** (*jim'-nos'-to-mus*) [γυμνός, naked; στόμα, mouth]. In biology, applied to such mosses as have the mouth of the sporangium destitute of a peristome.

**Gynæ-** (*jim'-e*). See *Gyne-*.

**Gynæcology** (*jim'-e-kol'-o-je*). See *Gynecology*.

**Gynæcomastia** (*jim'-e-ko-mas'-te-ah*). See *Gynecomastia*.

**Gynander** (*jim'-an'-der*) [γυνή, woman; ἀνήρ, man]. A man of effeminate or woman-like qualities.

**Gynandria** (*jim'-an'-dre-ah*) [γυνή, woman; ἀνήρ, man]. The same as *Hermaphroditism*.

**Gynandrim, or Gynandromorphism** (*jim'-an'-drizm* or *jim'-an'-dro-morf'-fizm*) [γυνή, woman; ἀνήρ, man; μορφή, form]. Hermaphroditism.

**Gynandromorphism** (*jim'-an-dro-morf'-izm*) [γυνή, female; ἀνήρ, male; μορφή, form]. In biology, applied to such insect-monstrosities as combine both male and female characters.

**Gynandrophore** (*jim'-an'-dro-fōr*) [γυνή, female; ἀνήρ, male; φέρειν, to bear]. In biology, a stalk raising the stamens and pistils above the insertion of the corolla.

**Gynandrosporous** (*jim'-an-dros'-por-us*) [γυνή, female; ἀνήρ, male; σπόρος, a seed]. In biology, applied to certain algae that bear both male and female reproductive organs (oögonia and androspores) on the same plant.

**Gynandrous** (*jim'-an'-drus*) [γύνανδρος, of doubtful sex]. In biology, having the stamens and pistils more or less intimately united.

**Gynantherous** (*jim'-an'-ther-us*) [γυνή, female; ἀνθηρός, flowering]. In biology, applied to flowers in which the stamens have been converted into pistils.

**Gynatresia** (*jim'-at-re'-ze-ah*) [γυνή, woman; ἀτρησία, atresia]. Vaginal atresia.

**Gynecatoptron** (*jim'-ek-at-op'-tron*) [γυνή, woman; κάτοπτρον, mirror]. A vaginal speculum.

**Gynecian** (*jim'-e'-se-an*) [γυνή, a woman]. Pertaining to women.

**Gynecic** (*jim'-e'-sik*) [γυνή, woman]. Relating to women.

**Gynecium** (*jim'-e'-se-um*) [γυνή, female; οἶκος, house]. In biology, the name applied to the pistils of a flower taken as a whole.

**Gynecologic** (*jim'-e-ko-loj'-ik*) [γυνή, a woman; λόγος, science]. Relating to gynecology.

**Gynecologist** (*jim'-e-kol'-o-jist*) [γυνή, a woman; λόγος, science]. One who practises in gynecology.

**Gynecology** (*jim'-e-kol'-o-je*) [γυνή, a woman; λόγος, science]. The science and therapeutics of the diseases of women.

**Gynecomania** (*jim'-e-ko-ma'-ne-ah*) [γυνή, woman; μανία, madness]. Satyriasis.

**Gynecomastia** (*jim'-e-ko-mas'-te-ah*) [γυνή, woman; μαστός, breast]. 1. The excessive development of the breast of a man, either with or without atrophy of the testicles. 2. The secretion of milk by the male.

**Gynecomasty** (*jim'-e-ko-mas-te*). See *Gynecomastia*.

**Gynecomazia** (*jim'-e-ko-ma'-ze-ah*) [γυνή, woman; μαστός, breast]. Same as *Gynecomastia*.

**Gynecopathy** (*jim'-e-kop'-ath-e*) [γυνή, woman; πάθος, disease]. Any disease of, or peculiar to, women; the study of diseases of women.

**Gynecophore** (*jim'-e-ko-for*) [γυνή, female; φέρειν, to bear]. In biology, the canal or receptacle in certain male worms, in which the female is retained, as in *Bilharzia*.

**Gynephobia** (*jim'-e-fo'-be-ah*) [γυνή, woman; φόβος, fear]. Morbid aversion to the society of women.

**Gyniatrics** (*jim'-e-a'-triks*) [γυνή, woman; ιατρεία, therapy]. Gynecology, or gynecologic therapeutics.

**Gynobase** (*jim'-o-bās*) [γυνή, a female; βάση, base]. In biology, an elevated portion of the receptacle of a flower, bearing the ovary.

**Gynocardia** (*jim'-o-kar'-de-ah*). See *Chaulmoogra*.

**Gynodiecious** (*jim'-o-di-e'-se-us*) [γυνή, female; δῖς, two; οἶκος, house]. In biology, having pistillate flowers on one set of plants and perfect flowers on another set.

**Gynomonecious** (*jim'-o-mo-ne'-se-us*) [γυνή, female; μόνος, single; οἶκος, house]. In biology, having both pistillate and perfect flowers upon the same plant.

**Gynophore** (*jim'-o-for*) [γυνή, female; φέρειν, to bear]. In biology: (a) The stalk of a pistil raising it above the receptacle; (b) The branch of a hydroid gonoblastidium that bears only generative buds containing ova.

**Gynoplastic** (*jim'-o-plas'-tik*) [γυνή, woman; πλαστικός, suitable for moulding]. Pertaining to the closing of unnatural openings, or to the dilatation of contracted, narrow openings in the female organs of generation.

**Gynostegium** (*jim'-o-ste'-je-um*) [γυνή, female; στέγη, a roof]. In biology, the sheath or covering of the gynecium, or female portion of a flower taken as a whole.

**Gypsum** (*jip'-sum*) [γύψος, lime]. Native calcium sulphate. See *Calcium*.

**Gyral** (*ji'-ral*) [gyrare, to turn or whirl]. Pertaining to a gyros or to gyri.

**Gyrating** (*ji'-ra'-shun*) [gyrare, to turn or whirl]. A turning in a circle; also, giddiness.

**Gyre** (*jir*) [gyrus, a circle]. A convulsion, and a more commendable word than the polysyllable.

**Gyrophora** (*ji'-roff'-or-ah*) [γῦρος, ring; φέρειν, to bear]. A genus of lichens, some species of which afford the *tripe de roche*, a rock-tripe of Northern Canada. Though tough, acrid, and unpalatable, these lichens are sometimes eaten when other food is not to be had.

**Gyropsoriasis** (*ji'-ro-sor-i'-as-is*) [γῦρος, round; ψωρίασις, a skin-disease]. Psoriasis occurring in circular patches.

**Gyrosa** (*ji'-ro'-sah*) [γῦρος, a circle]. A variety of gastric vertigo in which, when the patient is standing, everything turns around him, and he must close his eyes to avoid falling.

**Gyrosplasm** (*ji'-ro-splazm*) [γῦρος, circle; σπασμός, spasm]. A peculiar rotatory spasm of the head, and sometimes a nodding spasm.

**Gyrus** (*ji'-rus*) [gyrus, γῦρος, a circle: *pl.*, *Gyri*]. A convulsion of the brain. See *Convolution*.

## H

**H.** Abbreviation of *Hypermetropia*. In chemistry, the symbol of hydrogen. In pharmacy, the symbol of *Haustus*, a draught.

**Haarlem Blue.** Same as *Mineral Blue*.

**Habena** (*hab-e'-nah*) [L., "a rein"]. 1. A peduncle of the conarium. A slight ridge at the dorsal margin of the mesal surface of the thalamus, with a dorsal convexity, extending from the porta to the supracommis-  
sures, which unites it with its opposite. 2. A bandage or strip of plaster for a wound.

**Habenal, or Habenar** (*hab-e'-nal*, or *hab-e'-nar*) [*habena*, a rein]. Relating to the habena.

**Habenula** (*hab-en'-u-lah*) [*habena*, a rein]. A ribbon-like structure. The superficial gray nucleus of the optic thalamus in front, and superior to the posterior commissure. **H. conarii.** Same as *Habena*. **H. pectinata, perforativa, and tecta** (or *arcuata*), names of different zones, or portions of the basilar membrane of the internal ear; called also *Zona pectinata*, etc.

**Habenular** (*hab-en'-u-lar*) [*habena*, a rein]. Pertaining to an habenula.

**Habit** (*hab'-it*) [*habere*, to have]. 1. That condition or quality that one naturally possesses, or that may be acquired. 2. The tendency to repeat an action or condition. 3. In biology, the general aspect of a plant or animal and its mode of growth. **H.-chorea.** See *H.-spasm*. **H., Full,** of a plethoric constitution. **H.-spasm; Habit-chorea; Convulsive Tic; Gilles de la Tourette's Disease.** A choreic disease characterized by simply localized spasmodic movements, or such movements combined with explosive utterances and psychic symptoms (*convulsive tic*). *Habit-spasm* is confined chiefly to young girls, and is marked mainly by spasmodic action of the facial muscles or of the head. *Convulsive Tic* or *Gilles de la Tourette's Disease* is a psychosis allied to hysteria, and occurring usually in children of a neurotic tendency. It is marked by involuntary muscular movements, usually affecting the facial or brachial muscles, and by explosive utterances that may resemble a bark or an inarticulate cry. A word heard may be mimicked at once and repeated over and over again, usually with the involuntary movements. To this the term *Echolalia* has been applied. *Coprolalia*, or the use of bad language, is another symptom, and occasionally actions are mimicked (*echokinesis*). These may also be associated with curious mental disturbances, the patient becoming the subject of a form of obsession or a fixed idea.

**Habitat** (*hab'-it-at*) [*habitare*, to dwell]. The natural locality, or geographic range of an animal or plant.

**Habitation** (*hab-it-a'-shun*) [*habitatio*, a dwelling]. A dwelling-place. The home, dwelling-place, or natural locality of an animal or a plant.

**Habitus** (*hab'-it-us*) [*habere*, to have]. A habit; general appearance or expression.

**Habromania** (*hab-ro-ma'-ne-ah*) [*ἀγρόψ*, graceful; *μανία*, madness]. Insanity with pleasant or agreeable delusions.

**Hachement** (*hahsh-mon'gy'*) [Fr., hacking, or chopping]. In massage, a succession of strokes, usually with the ulnar edge of the hand, sometimes with the border of the percutor.

**Hackberry** (*hak'-ber-e*). See *Celtis*.

**Hacking** (*hak'-ing*). See *Tapotement* and *Hachement*.

**Haddock** (*had'-ok*) [ME., *haddok*, haddock]. A fish, *Gadus aeglefinus*, closely allied to the cod. It

is said that the oil of the liver of the haddock is sometimes mixed with cod-liver-oil; but such admixture is probably rare, as it greatly impairs the market value of the oil. Unof.

**Hæckel's Law.** See *Law*.

**Hæma-** (*hem'-ah-*) [*αἷμα*, blood]. A prefix signifying some relationship with the blood. For words (unless unanglicized) thus beginning, see *Hema-*.

**Hæmal** (*hem'-al*). See *Hemal*.

**Hæmanthin** (*hem-an'-thin*). See *Hemanthin*.

**Hæmatoxylin** (*hem-at-oks'-il-in*). See *Hematoxylin*.

**Hæmin** (*hem'-in*). See *Hemin*.

**Hæmo-** (*hem'-o-*). For words thus beginning see *Hemo-*.

**Hæmorrhage** (*hem'-or-aj*). See *Hemorrhage*.

**Hæser and Neubauer's Formula.** A formula for estimating from the specific gravity the total amount of solids in the urine; it is sufficiently accurate for clinical purposes. The estimation is made by multiplying the last two figures of the specific gravity by the factor 2.33, the product of which represents the number of grams of solids in 1000 c.c. of the urine; this must be multiplied by the number of c.c. of the urine under examination and divided by 1000 in order to obtain the correct amount of solids.

**Hagenia** (*haj-e'-ne-ah*). See *Kusso*.

**Hager's Reagent.** A reagent for the detection of sugar in the urine. It consists of the ferrocyanid of iron and caustic potassa.

**Hahnemannism** (*hahn'-e-man-izm*). See *Homeopathy*.

**Haidinger's Brush.** A visual phenomenon seen upon directing the eye toward a source of polarized light, due to the doubly-refractive character of the elements of the macula.

**Hair** (*hār*) [ME., *here*, hair]. The hirsute appendage of the skin. Each hair consists of a bulb and a shaft. The former is situated in the true skin, but is enveloped in a sheath of epidermis. **H.-blanching.** See *Canities*. **H.-bulb,** a whitish, soft, bulbous enlargement at the proximal extremity of the root of the hair. **H.-cap Moss, Robin's Rye;** the leaves and stems of *Polytrichum juniperum*, a powerful diuretic. Dose of the decoction *ad lib.*; of the fld. ext. ʒj-ij. Unof. **H.-despoiler,** an individual who is afflicted with a form of sexual perversion, in which the feelings are aroused during the act of mutilating or cutting-off the hair of the victim. **H.-follicle.** See *Follicle*. **H.-gland,** a minute sebaceous gland of the hair-root. **H.-knob,** Henle's term for a hollow, bulbous hair-root. **H.-papilla,** the nipple-like process of the corium from which the hair grows. **H.-pigment,** the coloring-matter of the hair. **H.-pith,** the medulla of a hair. **H.-root,** that portion of a hair contained in the follicle. **H.-shaft,** the part of a hair above the root. (See illustration, page 539.)

**Hairy** (*hār'-e*) [ME., *here*, hair]. Covered with hair; consisting of hair. **H. Heart.** See *Trichocardia* and *Cor villosum*. **H. Tongue.** See *Nigrities*.

**Halberd-shaped** (*hal'-berd-shāpt*). Same as *Hastate*.

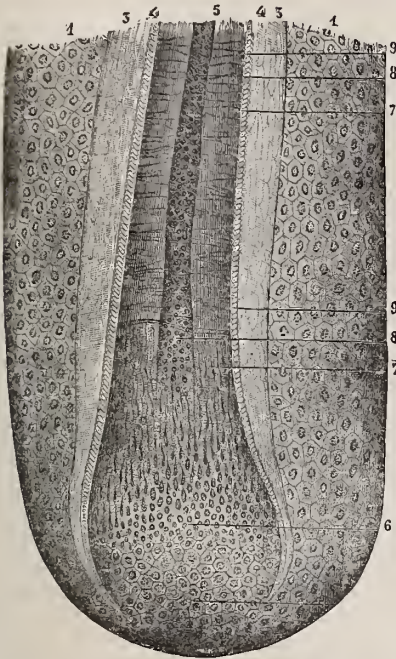
**Hale** (*hāl*) [ME., *heil*, in good health]. Sound; healthy; robust.

**Half** (*hā'hf*) [ME., *half*, half]. One of two equal parts.

**H.-bath.** See *Bath*. **H.-breed,** a popular term applied to offspring whose parents belong to different races. **H.-lying,** in massage, reclining at an angle of about 45°. **H. Neck-rest,** in massage, having one hand supporting the neck posteriorly. **H.-wit,** a



weak-minded person; an idiot. **H.-witted**, idiotic; weak in intellect.



ROOT OF A HAIR AND ITS EPIDERMIC SHEATH.

1, 1. External layer of epidermic sheath. 2, 2. Its inferior extremity. 3, 3. Internal layer. 4, 4. External layer of cuticle of hair. 5. Root of hair. 6. Bulb of root. 7, 7. Its peripheral or fibrous portion. 8. Its central or medullary portion. 9, 9. Internal layer of cuticle of hair.

**Halicore** (*hal-ik'-or-e*) [*ἅλς*, sea; *κόρη*, maiden, mermaid]. See *Dugong*.

**Halimeter** (*hal-im'-et-er*) [*ἅλκίς*, saltiness; *μέτρον*, a measure]. An instrument for estimating the proportions of water in milk by means of its power to dissolve common salt.

**Halisteresis** (*hal-is-ter-el'-sis*) [*ἅλς*, salt; *στέρησις*, privation]. The loss by fully-formed bones of  $\frac{1}{2}$  to  $\frac{1}{2}$  their lime-salts, resulting in osteomalacia.

**Halituous** (*hal-it'-u-us*) [*halitus*, breath]. Moist, as if from having been breathed upon; applied to the skin.

**Halitus** (*hal-it-us*) [L., a vapor]. A vapor. Also, expired breath. **H. oris foetidus**, tainted or foul breath. **H. sanguinis**, the characteristic smell of the blood, peculiar to each kind of animal.

**Hall's (Marshall) Disease**. See *Diseases, Table of*. **H.'s Method**. See *Artificial Respiration*.

**Haller, Ansa of**. See *Ansa*. **H., Circle of**. See *Circle and Circulus*. **H., Cones of**, the *Coni vasculosa*. **H., Fretum of**. See *Fretum*. **H., Line of**. See *Lines, Table of*. **H., Network of**, the *Rete vasculosum* of the testis. **H., Passage of**, in the embryo the narrow passage joining the auricle and ventricle of the heart.

**Hallux** (*hal'-eks*) [L.]. See *Hallux*.

**Hallucal** (*hal'-u-kal*) [*hallux*, the great toe]. Pertaining to the hallux, or great toe.

**Hallucinatio** (*hal-lew-sin-a'-shc-o*) [L.]. Hallucination. **H. hypochondriaca**. Synonym of *Hypochondriasis*.

**Hallucination** (*hal-lew-sin-a'-shun*) [*hallucinari*, to wander in mind]. The highest degree of subjective

sensation, dependent alone upon morbid stimulation of the sensory cortical centers. There is the perception of non-existent objects or impressions, creations of the imagination. Hallucinations are variously classed as hypochondriac, hypnagogic, motor, negative, pseudo-sensorial, unilateral, visual, auditory, gustatory, olfactory, tactile, hemiopic, epileptoid, etc.

**Hallux**, or **Hallus** (*hal'-uks* or *hal'-us*) [L.]. The great toe. The great toe when overriding the second toe. **H. dolorosus**. See *H. flexus*. **H. flexus**; *Hallux rigidus*; *Hallux dolorosus*; a condition allied to and perhaps identical with hammer-toe, in which there is flexion of the first phalanx of the great toe. The second phalanx is usually extended upon the first, and there is more or less rigidity of the metatarsophalangeal joint. **H. rigidus**. See *H. flexus*. **H. valgus**, displacement of the great toe toward the other toes. **H. varus**, displacement of the great toe away from the other toes.

**Halo** (*hal'-lo*) [*ἅλως*, a threshing-floor]. 1. The brownish circle about the female nipple, called also the areola. 2. The luminous or colored circles seen by the patient about light in glaucoma.

**Halogen** (*hal'-o-jen*) [*ἅλς*, salt; *γενῶν*, to produce]. In chemistry, an element that forms a compound of a saline nature by its direct union with a metal. The halogens are chlorine, iodine, bromine, and fluorine, to which cyanogen may be added as a compound halogen.

**Halogenic** (*hal-o-jen'-ik*) [*ἅλς*, salt; *γενῶν*, to produce]. Salt-producing; producing haloids.

**Haloid** (*hal'-oid*) [*ἅλς*, salt; *εἶδος*, likeness]. Any one of those compounds that consist of a metal directly united to chlorine, bromine, iodine, fluorine, or cyanogen.

**Halophilous** (*hal-off'-il-us*) [*ἅλς*, salt; *φιλος*, loving]. In biology, applied to plants growing in salt marshes and along sea-coasts.

**Halstern's Disease**. See *Diseases, Table of*.

**Halt** (*hawlt*) [ME., *halt*, lame]. 1. Lame. 2. To limp. 3. A disease in sheep.

**Halter** (*hawlt'-ter*) [*ἄλτηρ*, a leaping weight; *pl. Halteres*]. In biology, one of the rudimentary hinder wings of a fly; it is also called *poiser* or *balancer*.

**Halteripterous** (*hal-ter-ipt'-ter-us*) [*ἄλτηρ*, a leaping weight; *πτερόν*, wing]. Having halteres; applied to dipterous insects.

**Halved** (*hakvd*) [ME., *half*, half]. In biology, applied to bilaterally symmetric organs in which one side is wanting, as in certain leaves.

**Ham** [ME., *hamme*, the ham]. That part of the leg between the knee-joint and the hip-joint. **H.-string**, one of the tendons of the posterior muscles of the thigh. Also, to cripple by cutting the tendons of the muscles of the thigh. **H., Inner**, the tendons of the semimembranosus, sartorius, and semitendinosus muscles. **H., Outer**, the tendons of the biceps flexor cruris.

**Hamamelin** (*ham-am-el'-lin*) [*ἡμαμηλίνς*, a kind of medlar or service-tree]. A precipitate from a tincture of the bark of witch-hazel, *Hamamelis virginica*; it is astringent, tonic, and sedative. Dose gr. j-ijj. Unof.

**Hamamelis** (*ham-am-el'-lis*) [*ἡμα*, together with; *μηλον*, apple-tree; *gen.*, *Hamamelidis*]. Witch-hazel; the leaves of *H. virginica*, with properties not fully known. It is thought to be tonic, styptic, and sedative, and appears to affect the circulation in a manner similar to aconite. It is highly recommended as a hemostatic. A preparation of this drug is sold under the name of Pond's Extract. **H., Fld. Ext.** Dose m-j-3j. **H., Tinct.** (B. P.) (alc.), 1 in 10. Dose m-ij-v.

**Hamann's Acid Carmin**. See *Stains, Table of*.

**Hamarthrosis** (*ham-ar-thr'i-tis*) [*ἄρα*, together; *ἄρθρον*, a joint; *ιτις*, inflammation]. Gout involving all of the joints.

**Hamate** or **Hamose** (*ha'-māt*, *ha'-mōs*) [*hamus*, a hook]. In biology, hooked, uncinat.

**Hamburg Blue**. Same as *Berlin Blue*. **H. White**. See *Pigments*, *Conspetus of*. **H. Yellow**. Same as *Chrome-yellow*.

**Hamilton's Bandage**. See *Bandage*.

**Hammarsten's Theory of Coagulation**. A theory that claims that fibrin is formed from one body only, namely, fibrinogen.

**Hammer** (*ham'-er*) [ME., *hamer*, a hammer]. In anatomy, the malleus. **H.-bone**, the malleus. **H.-cramp**. See *Cramp*, *Blacksmith's*. **H., Thermal**. Same as *Cautery Button*. **H.-toe**. See *Hallux*.

**Hammerman's Cramp**. A spasmodic, and sometimes painless, affection of the muscles of the upper extremity. It is seen in those that use a hammer, and is due to over-use.

**Hammock** (*ham'-ok*) [Span., *hamaca*, a hanging mat]. A couch or bed made of netting or canvas, suspended at the ends. It is much used aboard vessels and in tropical regions; it has been used latterly in the transportation of the sick and wounded. Slings for fractured legs, etc., are sometimes called hammocks.

**Hammond's Disease**. See *Athetosis*, and *Diseases*, *Table of*.

**Hamular** (*ham'-u-lar*) [*hamus*, a hook]. Pertaining to or shaped like a hook.

**Hamulate**, **Hamulose** (*ham'-u-lāt*, *-lōs*) [*hamus*, a hook]. Hooked or hook-shaped.

**Hamulus** (*ham'-u-lus*) [dim. of *hamus*, a hook: *pl.* and *gen.*, *Hamuli*]. In anatomy, a hook-shaped process, as of a bone; any unciform process. **H. of the Cochlea**, the hook-like process of the osseous lamina at the cupula.

**Hamus** (*ha'-mus*) [L., a hook: *pl.*, *Hami*]. In biology, a hooked process found on the wings of certain insects, which, together with the *tendo*, helps to keep the wings together during flight.

**Hamy's Plane**. See *Plane*.

**Hanchinol** (*han'-chin-ol*). See *Heimia*.

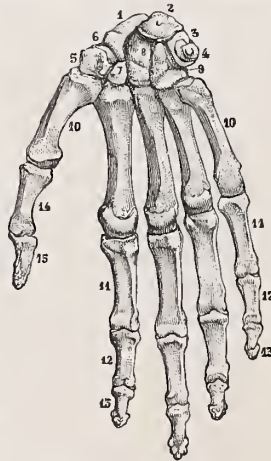
**Hancock's Operations**. See *Operations*, *Table of*.

**Hand** [ME., *h a n d*, hand]. The organ of prehension in bimana and quadrumana, composed of the carpus, the metacarpus and the phalanges. **H., Ape**. See *Main en griffe*. **H., Claw**. See *Main en griffe*. **H., Dropped**. See *Dropped*. **H.-gout**. See *Chiragra*. **H.-litter**. See *Stretch-er*. **H., Monkey**. See *Main en griffe*.

**Handkerchief** (*hang'-ker-chif*) [ME., *hand*, hand; *kerchief*, a kerchief]. A square piece of cloth for wiping the face or nose. **H., Barton's**; a handker-

chief is folded in the form of a cravat, and the body is so placed on the point of the heel that the portion on the outer side of the foot is one-third longer than the other portion. The short part is held parallel with the sole of the foot while the long part is carried across the instep, turned round the inner part, carried back under the sole of the foot and looped round its own side. The two ends are then tied together for the purpose of exerting traction.

**Handkerchief-Dressing**. A form of temporary dressing for wounds and fractures made of handkerchiefs. There are two varieties, viz., *cravats*, in which the handkerchiefs are folded into rolls like cravats; and *triangles*, the handkerchiefs being folded diagonally in the form of triangles. The most important cravats are the following: **C., Abdomino-inguinal**; two handkerchiefs are folded into cravats and their ends tied together. The body of one is placed beneath the thigh, close up to the nates; the ends are brought to the front, crossed over the groin, then carried round the opposite sides of the body, and tied together on one side rather than behind, so that the knot shall not press injuriously upon the back. **C., Axillo-acromial**. See *C., Parieto-axillaris*. **C., Axillo-cervical**; the body of the cravat is placed in the axilla, the ends crossed over the shoulder, and tied on the opposite sides of the neck. **C., Cervical**; a handkerchief is formed into a cravat, the body placed on the front, back, or sides of the neck, according to the part to be dressed, the ends are carried around, crossed on the opposite side and returned, and fastened with pins. **C., Compound Bis-axillary**; for this two handkerchiefs in cravat form are required. One is tied as an axillo-acromial cravat through one axilla, while the body of the other is placed in the opposite axilla, and its ends, being brought across the chest, one in front and the other behind, are passed through the loop of the first and tied in front of the breast. **C., Compound Bis-axillo-scapular**; form two handkerchiefs into cravats. Tie one as a loose ring, or form the axillo-acromial cravat of one side, and, placing the body of the other in front of the opposite shoulder, bring the ends back, one over the shoulder and the other through the axilla; then form these into a single knot, and complete the dressing by passing the ends through the ring or loop of the other cravat, and tying them into a knot. **C., Fronto-occipito-labialis**; the handkerchief is formed into a cravat and the middle portion is placed upon the forehead; the ends are carried back, crossed upon the posterior part of the neck, brought forward under the ears and crossed over the upper lip. This is used to approximate lip-wounds. **C., Ilio-inguinal**, a double cravat, also called the *sacro bi-crural cravat of Mayor*. The body of a long cravat is placed over the body of the sacrum, the two extremities are brought around the body down in front of each groin and around the thighs, to be fastened on the opposite side of the body. **C., Ilio-inguinal**, or the *cruro-pelvic cravat of Mayor*. The body of a large cravat is placed over the inguinal region, the upper extremity is carried around the body, the lower extremity around the thigh, and the two ends knotted in front. **C., Metatarso-malleolar**; place the body of the cravat obliquely across the dorsum of the foot; carry one end under the foot and up in front of the ankle, and the other around the leg above the malleoli, fastening them together in front of the joint. **C., Parieto-axillaris**; one handkerchief is formed into a cravat, and its body is placed in the axilla, the ends tied over the shoulder, forming the *axillo-acromial cravat*. A second handkerchief is made into a triangle, and its body placed over the side of the head, and its ends tied into the first over the shoulder. It is



HAND, PALMAR SURFACE.

1. Scaphoid
2. Semilunar
3. Cuneiform
4. Pisiform
5. Trapezium
6. Groove for tendon of flexor carpi radialis
7. Trapezoid
8. Os magnum
9. Unciform
- 10, 10. Metacarpal bones
- 11, 11. First phalanges of fingers
- 12, 12. Second phalanges
- 13, 13. Third phalanges
14. First phalanx of thumb
15. Second phalanx



used to approximate wounds on the side of the neck and to prevent contraction after burns. **C., Simple Bis-axillary**; place the body of the cravat in the axilla, cross the ends over the shoulder, and after carrying one across the back and the other across the breast, tie them together at the anterior border of the axilla of the opposite side. **C., Simple Bis-axillo-scapulary**; this is a posterior figure-of-eight, and is best formed with a strip of muslin three inches wide and ten yards long. Place the center of the strip in front of the shoulder and the axilla; bring one end back over the top of the shoulder and the

knee, and pinned or tied as they are turned downward. **C., Tibial**; place the body of a handkerchief, folded into a cravat, obliquely across the posterior surface of the leg, and carry the extremities around the limb, the one below the knee, and the other above the malleoli. **Mayor's Bandage for Fractured Clavicle**; the arm is flexed at a right-angle and confined to the side of the chest by a triangular handkerchief, the base being placed above the forearm and the two extremities fastened on the back, the apex hanging down in front. The two folds forming the apex are carried up between the arm and the body and the under one is passed to



Bi-temporal Triangle.



Fronto-occipital Triangle.



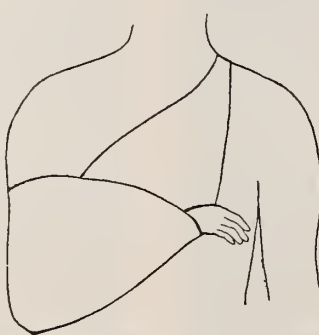
Auriculo-occipital Triangle.



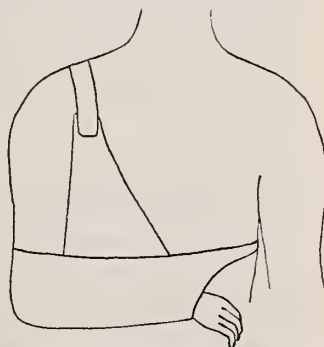
Triangular or Hunter's Cap of the Head.



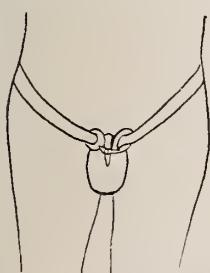
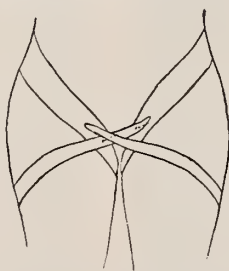
Brachio-cervical Triangle.



Oblique Triangle of the Arm and Chest.



Mayor's Bandage for Fractured Clavicle.

Scroto-lumbar Triangle.  
(Suspensory Bandage of the Scrotum).Ilio-inguinal Cravat (double).  
The Sacro Bi-crural Cravat of Mayor.Ilio-inguinal Cravat.  
(The Cruro-pelvic Cravat of Mayor)

other through the axilla, cross them between the scapulæ, carrying the axillary end over the shoulder of the opposite side and back through the axilla, and the humeral end forward through the axilla, the two overlapping each other; then fasten their ends front and back. This is an extemporaneous dressing for fracture of the clavicle. **C., Tarso-patellar**; this requires three handkerchiefs, all in cravat-form. One is to be placed about the knee as a figure-of-eight; a second round the foot in front of the ankle; the third is passed through the loop of the latter, the ends being carried on either side through the figure-of-eight of the

the sound shoulder, while the upper one is carried to the affected shoulder. A broad piece of bandage is fastened to one apex and carried beneath the handkerchief at the back and is then brought up and fastened to the other apex on the opposite shoulder.

The most important triangles are the following: **T., Auriculo-occipital**, a variety of handkerchief-dressing for the head, used in keeping an application to the ear in proper place. The base of the handkerchief is placed in front of the ear to be covered, and the apex directed backward. The lower end is next carried under the jaw and up over the face in front of the

ear on the sound side, where it is made to meet the upper end, the two being tied together. **T., Bi-temporal**, a form of handkerchief head-dressing, the base being placed over the temporal region upon one side and the apex over the other. The ends are carried round to the opposite temple, crossed, brought back, and secured with pins, and the summit or apex is turned up and pinned above the temporal ridge. **T., Fronto-occipital**, a variety of handkerchief-dressing in which the base is placed over the forehead, while the summit is allowed to hang down over the occiput. The ends are next carried backward along the sides of the head, above the ears, and either tied behind the occipital protuberance, or crossed, brought forward, and pinned at each side. The apex is then turned forward and pinned to the body of the handkerchief. **T., Malleolophalangeal**; form the handkerchief into a triangle; place the base under the foot opposite to the instep; fold the summit back over the toes and the dorsum of the foot, and carry the ends round the malleoli, making them fast in front. Tie the ends in front, or cross them over the dorsum and tie under the sole of the foot. **T., Mammary**; fold a handkerchief into a triangle; place its base under the breast and its apex over the corresponding shoulder; then carry one end under the axilla and the other over the opposite side of the neck, tying the two behind the scapula of the affected side, and pin to these the summit. **T., Oblique, of the Armand Chest**; the base of the triangle is placed under the wrist, the apex being allowed to project beyond the elbow. The extremity that is next to the chest is carried over the opposite shoulder, the other extremity being passed through the axilla of the injured side and tied with the first extremity over the sound shoulder. The apex is folded backward around the elbow and fastened. **T., Occipito-frontal**; the same as the *fronto-occipital*, only that the handkerchief is reversed, the base being placed over the occiput. **T., Occipito-sternal**; one handkerchief is formed into a triangle and another into a cravat. The latter is tied around the chest, forming the sterno-dorsal cravat. The body of the former is placed over the occiput and its apex over the forehead. The ends are brought down on each side of the face and fastened to the cravat about the chest. The apex is turned backward over the vertex, and pinned. **T., Palmar**; the base of the handkerchief is placed across the back or the front of the wrist, according as it is designed to dress the palm or dorsum of the hand; the summit is folded back upon the wrist, and secured there by carrying the ends around the same. **T., Scroto-lumbar**. See *T., Suspensory*. **T., Simple Brachio-cervical**; the arm being flexed at a right-angle the base of the triangle is placed under the wrist, and the two extremities are tied around the neck, the knot being thrown to one side. The apex is brought round the elbow and pinned in front. **T., Suspensory**; *Scroto-lumbar Triangle*; fold one handkerchief into a cravat and tie it around the loins; form another into a triangle, the base of which should be placed under the scrotum, and the extremities brought up, passed beneath the circular cravat and tied in front. The apex is next carried up, passed beneath the abdominal cravat and turned down in front, where it may be fastened with a pin. **T., Vertico-mental**, a form of handkerchief head-dressing in which the body of the handkerchief is placed over the vertex, the ends brought down over the ears and crossed under the chin, carried upward and pinned to the descending portion of the handkerchief. The apex is brought round one side of the head, and secured with a pin. **The Triangular or Hunter's Cap of the Head**; a piece of material is secured, with the side

sufficiently long to pass over the head and fasten under the chin. First fold it transversely across until one side is within an inch of the opposite side; the short side is then placed beneath; the two corners of the folded edge are turned inward, forming a triangle. The two extremities of the triangle are taken in either hand, and while kept tense are twisted and rolled up to the extent of two inches. Lifting the bandage and approximating the hands cause the two sides to separate. It is placed on the head with the thin edge over the forehead and the rolled edge around the back of the neck. The ends are brought under the chin, and tied.

**Handwriting** (*hand'-ri-ting*). See *Graphology*.

**Hanging** (*hang'-ing*) [*ME., hangynge*, hanging]. Death by suspension of the body from the neck, by a rope provided with a slip-noose. The immediate cause of death may be asphyxia, cerebral hemorrhage (from strangulation), or dislocation or fracture of the cervical vertebrae.

**Hangnail** (*hang'-nāl*) [*AS., angnægl*, a sore by the nail]. A partly detached piece of epidermis at the root of the nail, the friction against which has caused inflammation of the abraded surface.

**Haouwa** [*E. Ind.*]. Synonym, in Bagdad, of *Asiatic Cholera*.

**Hapantismus** (*hap-an-tiz'-mus*) [*ἅπας*, entire]. Complete adhesion between parts or surfaces.

**Haphalgnesia** (*haf-al-je'-ze-ah*) [*ἅψῃ*, touch; *ἄλγος*, pain]. Painful touch by bodies ordinarily not painful.

**Haphemetric** (*haf-e-met'-rik*) [*ἅψῃ*, touch; *μέτρον*, measure]. Relating to esthesiometry. See *Esthesiometer*.

**Haphophobia** (*haf-e-fo'-be-ah*) [*ἅψῃ*, contact; *φόβος*, fear]. The morbid dread of touching persons or things; mysophobia.

**Haphonosis** (*haf-on'-o-sus*) [*ἅψῃ*, touch; *νόσος*, disease]. Any disorder of the sense of touch.

**Haplodermatitis** (*hap-lo-der-mi'-tis*) [*ἅπλοδερμα*, skin; *ιτις*, inflammation]. A simple or uncomplicated skin-inflammation.

**Haplodont** (*hap'-lo-dont*) [*ἅπλοδους*, single; *ὀδόντις*, (ὀδόντ), tooth]. In biology, applied to animals whose molar teeth have simple or single crowns.

**Haplolichen** (*hap-lo-li'-ken*) [*ἅπλοδους*, single; *λεϊχήν*, lichen]. Same as *Lichen simplex*, *q. v.*

**Haplomelasma** (*hap-lo-mel-as'-mah*) [*ἅπλοδους*, simple; *μέλασμα*, a livid spot]. Simple melasma.

**Haplomorphous** (*hap-lo-mor'-fus*) [*ἅπλοδους*, simple; *μορφή*, form]. In biology, applied to the simpler forms of certain groups.

**Haploöphone** (*hap-lo'-o-phon*) [*ἅπλοδους*, single; *φωνή*, voice]. In biology, applied to the form of the syrinx in certain birds (*e. g.*, *Xenicidæ*) which have but one intrinsic syringomyon.

**Haplopathy** (*hap-lop'-ath-e*) [*ἅπλοδους*, simple; *πάθος*, illness]. Any uncomplicated disease.

**Haplopetalous** (*hap-lo-pet'-al-us*) [*ἅπλοδους*, single; *πέταλον*, leaf]. In biology, having but a single circle of petals.

**Haplophyma** (*hap-lo-fi'-mah*) [*ἅπλοδους*, simple; *φῦμα*, a tumor]. A simple tumor.

**Haploscope** (*hap'-lo-skōp*) [*ἅπλοδους*, single; *σκοπεῖν*, to see]. An instrument for measuring the visual axes.

**Haplostemonous** (*hap-lo-ste'-mon-us*) [*ἅπλοδους*, single; *στήμων*, a thread]. In biology, having but a single circle of stamens.

**Haplotomia**, **Haplotomy**, (*hap-lo-to'-me-ah*, *hap-lot'-o-me*) [*ἅπλοδους*, simple; *τομή*, a cut]. A simple incision.

**Haptodysporia** (*hap-to-dis-fo'-re-ah*) [*ἅπτως*, tactile, touched; *δύς*, difficult; *φορός*, bearing]. The disagree-



able sensation aroused by touching certain objects, as velvet, a peach, or a russet apple.

**Haramaitism** (*har-am-a'-it-izm*) [Anglo-Indian; from *Haram maiti*, the name of an Hindu offender in this way]. Child-marriage in India; also, the collective physical evils that result from that system.

**Hard** [ME., *hard*, hard]. Solid; firm to the touch.

**H.-hack**, the leaves and twigs of *Spirea tomentosa*; it is astringent and tonic, and a popular New England remedy in diarrhea and *cholera infantum*. Dose gr. v-xv, in decoction; of the fld. ext. 3 ss-j. Unof. The shrub *Potentilla fruticosa* is locally called hardhack; its properties are the same as those of the species named. **H. Palate**. See *Palate*. **H. Pitch**. See *Pitch*. **H. Resins**. See *Resins*. **H.-tack**, a form of biscuit used in the navy and army.

**Hardenbergia** (*har-den-ber'-je-ah*) [after Countess *Hardenberg*]. A genus of Australian leguminous plants. The root of *H. monophylla*, called lilac, and sarsaparilla, is said to be a good substitute for true sarsaparilla. Unof.

**Hardening** (*hard'-en-ing*) [ME., *hard*, hard]. A stage in the preparation of tissues for microscopic examination. See *Alcohol*, *Ammonium Chromate*, *Ammonium Bichromate*, *Potassium Bichromate*, *Müller's Fluid*, *Erlicki's Fluid*, *Chromic Acid*, *Klein's Fluid*, *Rebl's Fluid*, *Corrosive Sublimate*, *Picric Acid*, in *Stains*, *Table of*. Alcohol for pieces under 1 inch square, and the bichromate solutions for larger masses, are best for general use; others in special cases; but in all, full twenty times the bulk of the object should be used. See *Stains*, *Table of*.

**Harder's Glands**. See *Gland*.

**Hare's Method**. A method of determining the position on the skull corresponding to the fissure of Rolando. The pre-Rolandic region occupies 55.7 per cent. of the distance from the glabella to theinion.

**Hare-eye** (*här'-i*). See *Lagophthalmos*.

**Harelip** (*här'-lip*). Congenital fissure of the lip due to arrested facial development. The scheme of the formation of cleft is shown in the annexed illustrations.

**H., Complicated**, with cleft or malformation of the superior maxillary bone also. **H., Double**, two clefts of the lip, or one of each lip. **Twisted or Harelip Suture**, a figure-of-8 suture about a pin thrust through the lips of freshened edges of the cleft. For operations for single harelip see *Clemot's*, *Collis's*, *Dieffenbach's*, *Giraldès's*, *Graefe's*, *Hagedorn's*, *Malgaigne's*, *Mirault's*, *Nelaton's*, *Paré's*, *Rose's*, *Stokes' Operations*; and for operations for double harelip see *Bardeleben's*, *Blandin's*, *Butcher's*, *Desault's*, *Franco's*, *Gensoul's*, *Langenbeck's*, *Rose's*, *Sédillot's*, *Smith's Operations*, in *Operations*, *Table of*.

**Harlequin** (*har'-le-kwin*) [OF., *harlequin*, a harlequin]. Variegated; party-colored. **H. Fetus**, a fetus with congenital ichthyosis, general seborrhea, or diffuse keratoma. Such subjects are always born prematurely, and have no external ears, eyelids, or lips.

**Harmalin** (*har'-mal-in*) [*ἀρμάλια*],  $C_{13}H_{14}N_2O$ . A yellowish crystalline substance used as a dye. See *Pigments*, *Conspectus of*.

**Harmonia** (*har-mo'-ne-ah*) [*ἀρμονία*, harmony]. A suture (also a mode of suture) between two bones that are apposed closely and immovably upon each other.

**Harmonics** (*har-mon'-iks*). See *Over-tones*.

**Harpoon** (*har-poon'*) [Fr., *harpon*, a grappling-iron]. An instrument for the removal of bits of living tissue for microscopic examination.

**Harrison's Groove**. A transverse curve passing outward from the level of the ensiform cartilage toward

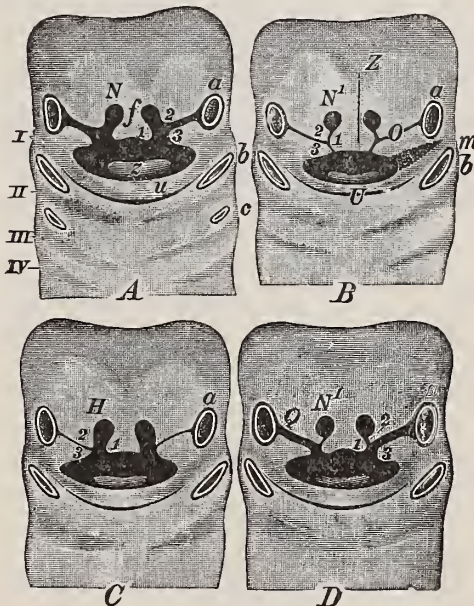
the axilla. It may be deepened at each inspiration in certain diseases, *e. g.*, rickets.

**Hartig's White Mass**. A substance for injecting tissues. Dissolve 125 gms. of lead acetate in enough water to make the whole weigh 500 gms. Dissolve 95 gms. of sodium carbonate in enough water to make the whole weigh 500 gms. One volume of each of these solutions is mixed with two volumes of strong gelatin solution.

**Hartmann's Elixir**. An elixir containing camphor 50 parts, and saffron 1 part, in alcohol 350 parts.

**H.'s Tubes**, small tubes devised to be passed through a perforated drum-membrane for the purpose of irrigating and draining the middle-ear cavity.

**Hartshorn** (*harts'-horn*). 1. Cornu cervi. 2. A name popularly given to ammonium hydrate. See *Ammonium*.



SCHEME OF FORMATION OF THE FACE AND ARREST OF ITS DEVELOPMENT.

**A.** First appearance of the face. I, II, III, IV. The four visceral arches. *f*. Frontal process. 1. Inner nasal process. 2. Outer nasal process. 3. Superior maxillary process. *u*. Inferior maxillary process. *b, c*. First and second visceral clefts. *a*. Eye. *z*. Tongue. **B.** Normal union of the embryonic parts. *Z*. Intermaxillary bone. *N'*. Nasal orifice. *O*. Nasal tear-duct. *U*. Lower jaw (*m*, abnormal dilatation of the mouth, constituting makrostomia). **C.** Arrest of the development, constituting oro-facial cleft. **D.** Arrest of development showing an "oblique facial cleft" (*Q*).

**Harvest-bug**. See *Leptus autumnalis*.

**Hashish** (*hash'-ish*). See *Cannabis*.

**Hasner's Valve**. A fold of the mucous membrane of the nasal duct at the lower orifice. It is not of constant occurrence. See *Valve*.

**Hassall, Concentric Corpuscles of**. Peculiar bodies found in the medulla of the thymus gland. They consist of a central granular part, around which are disposed layers of flattened nucleated endothelial cells arranged concentrically.

**Hastate** (*has'-tāt*) [*hasta*, a spear]. In biology, shaped like the head of a spear; halberd-shaped.

**Hastifolious** (*has-tif-o'-le-us*) [*hasta*, a spear; *folium*, a leaf]. In biology, having hastate leaves.

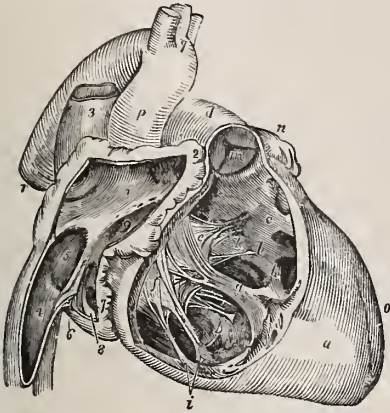
**Hatters' Disease**. A form of constitutional mercurial poisoning occurring in the makers of hats; also a

- skin-disease, arising from the use of mercury and arsenic; also an acute irritation of the respiratory tract caused by the fumes of nitrogen tetroxid; all of these chemicals being used in hat-making. **H.'s Consumption**, a form of pneumonitis occurring in hatters from inhalation of the fur and dust arising during the process of "finishing and pouncing."
- Haunch** (*hawneh* or *hahnch*) [Fr., *hanche*, haunch]. The part of the body including the hips and the buttocks.
- Haustellum** (*hawes-tel'-um*) [*haustrum*, a machine for drawing water: *pl.*, *Haustella*]. In biology, the sucking-apparatus of an arthropod.
- Haustrum** (*hawes-to'-re-un*) [*haustus*, *haurire*, to draw: *pl.*, *Haustroria*]. In biology, the penetrating organs of certain parasitic plants, by means of which they obtain nourishment from their host.
- Hautus** (*hawes'-tus*) [*haurire*, to draw]. In pharmacy, a draft. A portion of medicine in the form of a draft.
- Haut Mal** (*ho-mahl'*). See *Epilepsy*.
- Havanna-brown**. Same as *Phenyl-brown*.
- Havers, Canals of**. See *Canal*. **H., Glands of**. See *Gland*. **H., Spaces of**, large and irregular spaces found in growing bone mainly, though also to a limited extent in adult bones.
- Haversian Canal** (*hav-er'-zhe-un*). See *Bone and Canal*. **H. System**, a system in bone, consisting of a central opening, or Haversian canal, surrounded by a number of concentric rings.
- Haw** [ME., *haw*, an excrescence in the eye]. 1. The third eyelid, nictitating membrane, or winker of a horse. 2. A diseased or disordered condition of the third eyelid of the horse.
- Hawking** (*haw'-king*) [ME., *hawk*, to hawk]. Clearing the throat by a peculiar expiratory current of air.
- Hawley's Food**. A variety of Liebig's foods for infants. Its composition is: Water, 6.60; fat, 0.61; grape-sugar, 40.57; cane-sugar, 3.44; starch, 10.97; soluble carbohydrates, 76.54; albuminoids, 5.38; ash, 1.50.
- Hay** (*ha*) [ME., *hay*, hay]. Grass, cut and dried.
- H.-asthma**. See *Fever, Hay*. **H.-cold**. Same as *Hay-fever*. **H.-fever**. See *Fever*.
- Hay's Method**. See *Treatment, Methods of*. **H.'s Reaction**. See *Strassburg's Test*, in *Tests, Table of*. **H.'s Test**. See *Tests, Table of*.
- Haya Poison** (*ha'-yah*) [said to have been named after Mr. John Hay]. A powerful toxic agent from tropical Africa, said by some to be derived from some species of *erythrophleum*; but this has been disputed. A solution of its impure alkaloid (1 to 2 per cent.) is a powerful local anesthetic, more persistent in its effects than cocain.
- Haycraft's Method**. A method for the estimation of uric acid in solutions. When uric acid is precipitated by an ammoniacal solution of nitrate of silver in the presence of the ammonio-magnesian mixture (see *Salkowski-Ludwig Method*), the precipitate is stated to contain one atom of silver to each molecule of uric acid. The uric acid is then determined by dissolving the precipitate in  $\text{HNO}_3$ , in which solution the silver is finally estimated volumetrically with a standard solution of potassium sulphocyanate. See *Uric Acid*.
- Hayden's Viburnum Compound**. See *Viburnum*.
- Hayem's Corpuscles**. See *Blood-plates*. **H.'s Fluid**, a fluid used in hematology. It consists of distilled water, with the addition of sulphate of sodium, two and one-half per cent.; pure chlorid of sodium, one-half per cent.; and bichlorid of mercury, one-fourth per cent.
- Hayward's Treatment**. After the operation of arthrectomy for tuberculous disease, Hayward packed the cavity with lint saturated with dilute sulphuric acid, one-third the official strength, to hasten the separation of diseased tissues, to stimulate granulations, and to secure ankylosis.
- Head** (*hed*) [ME., *hed*, the head]. The anterior or upper part of the body. That part of the body containing the brain or central nerve-system. Also, the upper end of a long bone, as the femur. **H.-ache**, any pain in the head, general or local, arising from any cause whatever. According to Hughlings-Jackson, frontal headaches, such as "sick" and "bilious" headaches, are due to disorders of the digestive system; headache at the vertex, to cerebral troubles; and occipital headache, to anemia. Eye-strain is a frequent source of headache, especially in the frontal region. **H.-breeze**, **Electro-therapeutic**, a device for general static cephalic electrization by a head-plate, with numerous insulated pencils for subdividing and accumulating strong currents, and giving more gradual effects. See *Static Breeze*. **H.-birth**, the birth of the fetal head first. **H.-drop**, a peculiar nervous disease seen in Japan during the spring and early summer, supposed to be miasmatic in origin. It is attended with inability to hold the head erect, paralytic symptoms in the limbs, and optic disorders. One attack predisposes to others. **H.-fold**, an inflection or tucking-in of the layers in front of and beneath the head of the embryo. **H.-gut**. See *Fore-gut*. **H.-kidney**. Same as *Pronephros*. **H.-light Oil**. See *Burning Oil*. **H.-locking**, a term in obstetrics denoting the entanglement of the heads of twins at the time of birth. **H.-measurements**. See *Cranionometry*.
- Heal** (*hel*) [ME., *helen*, to heal]. To make whole or sound; to cure. **H.-all**. See *Collinsonia*.
- Healing** (*he'-ling*) [ME., *helen*, to heal]. Union and cicatrization of a wound; applied generally to the cure of disease. **H. by First Intention**, without the granulating process. **H. by Second Intention**, by the intermediation of granulations. **H. by Third Intention**, the direct union of two already granulating surfaces.
- Health** (*helth*) [ME., *helth*, health]. That condition of the body and its organs necessary to the proper performance of their normal functions. A hale or whole condition of body. **H.-lift**, an apparatus for exercising those muscles by which weights are lifted directly upward.
- Hear** (*her*) [ME., *heren*, to hear]. To perceive by the ear.
- Hearing** (*her'-ing*) [ME., *heren*, to hear]. The special sense by which the sonorous vibrations of the air are communicated to the mind. The cerebral center is excited by the vibration of the fluid contents of the labyrinth, or terminal organs of the auditory nerve. Sound presents three elements, pitch, intensity, and timbre. The first depends upon the number of the aerial vibrations; the second upon their amplitude; the third upon their form.
- Heart** (*hart*) [ME., *hart*, heart]. The organ giving the initiative and chief impulse to the circulation of the blood. It is enveloped by a membranous tissue called the *pericardium*. It consists essentially of four cavities, a right auricle and ventricle, and a left auricle and ventricle. The movements of the heart may be recorded by means of the cardiograph, and these tracings, or *cardiograms*, may be of value in the study of diseased conditions. **H., Dilatation of**, the abnormal increase in size of any or all of the cavities of the heart. **H.-burn**, a burning feeling at the epigastrium and lower part of the chest, caused by the acetic or putrefactive fermentation of the gastric contents. **H.-clot**, coagulation of the blood in the cardiac cavities;



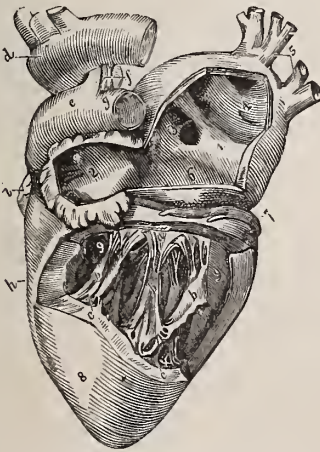
cardiac thrombosis. **H.-disease**, any functional or organic pathologic condition of the heart. **H., Fatty**, a name given to two distinct pathologic conditions of the heart-tissue. In the first there is a true fatty degeneration of the muscular fibers of the heart; and in the second there is an increase in the quantity of sub-pericardial fat—a fatty infiltration. The former and

most serious condition is due to a deficiency in the supply of oxygenated blood to the heart, arising either from local or general causes. It gives rise to asthma, angina pectoris, and a tendency to syncope and sudden death. The second condition is usually associated with general obesity, and may present the same symptoms as the first. **H.-hurry, Paroxysmal**. See *Tachycardia*. **H., Hypertrophy of**, an abnormal increase in the muscular tissue of the heart. See,



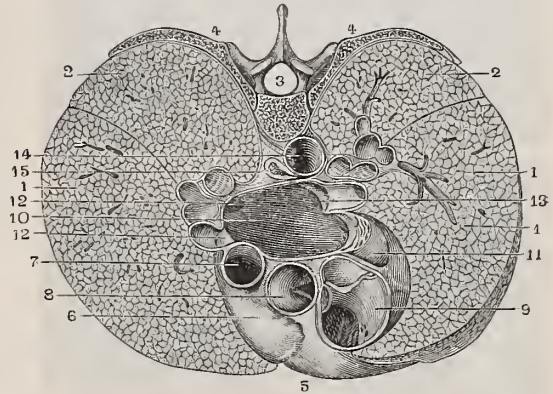
ANATOMY OF THE HEART, RIGHT SIDE.

1. Cavity of right auricle. 2. Appendix auriculæ. 3. Superior vena cava. 4. Inferior vena cava. 5. Fossa ovalis; the prominent ridge surrounding it is the annulus ovalis. 6. Eustachian valve. 7. Opening of the coronary vein. 8. Coronary valve. 9. Entrance of the auriculo-ventricular opening. Between the figures 1 and 9, several foramina thebesii are seen. *a*. Right ventricle. *b, c*. Cavity of right ventricle. *e, f*. Tricuspid valve. *g*. Long columnæ carneæ. *h*. The "long moderator band." *i*. The two columnæ carneæ of the right curtain. *k*. Attachment of chordæ tendineæ of the left limb of the anterior curtain. *l, l*. Chordæ tendineæ of the "fixed curtain" of the valve. *m*. Valve of the pulmonary artery. *n*. Apex of left appendix auriculæ. *o*. Left ventricle. *p*. Ascending aorta. *q*. Its transverse portion. *r*. Descending aorta.



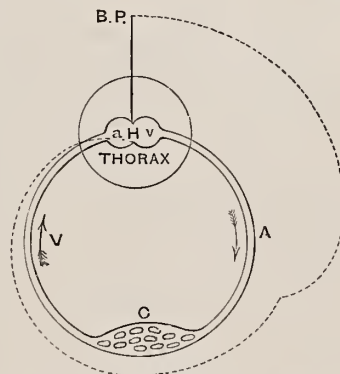
ANATOMY OF THE HEART, LEFT SIDE.

1. Cavity of left auricle. 2. Cavity of the appendix auriculæ. 3. Opening of the two right pulmonary veins. 4. The sinus into which the left pulmonary veins open. 5. Left pulmonary vein. 6. Auriculo-ventricular opening. 7. Coronary vein. 8. Left ventricle. 9, 9. Cavity of the left ventricle. *a*. Mitral valve. *b, b*. Columnæ carneæ. *c, c*. Fixed columnæ carneæ. *d*. Arch of the aorta. *e*. Pulmonary artery. *f*. Obliterated ductus arteriosus. *g*. Left pulmonary artery. *h*. Right ventricle. *i*. Point of the appendix of right auricle.



HORIZONTAL SECTION OF LUNGS AND HEART.

- 1, 1. Upper lobes of lungs. 2, 2. Lower lobes. 3. Dorsal vertebra. 4, 4. Two ribs. 5. Heart. 6. Right auricular appendix. 7. Superior vena cava. 8. Aorta. 9. Pulmonary artery. 10. Left auricle. 11. Left auricular appendix. 12. Mouths of right pulmonary veins. 13. Mouths of left pulmonary veins. 14. Thoracic aorta. 15. Esophagus. (See also pp. 113 and 370.)

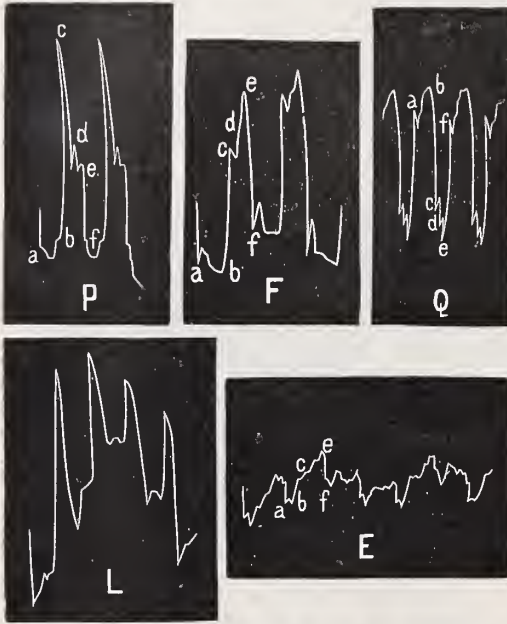


SCHEME OF THE BLOOD-PRESSURE.

H. Heart. *a*. Auricle. *v*. Ventricle. A. Arterial; C, capillary; V, venous areas. The circle indicates the parts within the thorax. B, P. Pressure in the aorta.

also, *Hypertrophy*. **H.-murmurs**. See *Murmur*. **H.-scald**. Same as *H.-burn*. **H.-shock**, Latham's term for sudden cardiac breakdown during exertion, not due to rupture of a valve. **H., Sounds of**, the sounds observed in auscultation of the heart, occurring synchronously with systolic contraction and the closure of the valves, etc. **H., Valves of**. See *Valve*. **H.-starvation**, Fothergill's term for a form of cardiac asthenia occurring in adult age, and characterized by feeble circulation, cold extremities, tendency to vertigo, and pseudo-apoplectic attacks, but with absence of arcus senilis. It is due to general ill-nutrition,

worry, over-work, and loss of sleep. Cardiograms of some pathologic conditions of the heart are appended.



P, Q. Hypertrophy and dilatation of the left ventricle. E. Stenosis of the aortic orifice. F. Mitral insufficiency. L. Exophthalmic goiter.  
(a, b. Contraction of the auricles. b, c. Ventricular systole. d, Closure of aortic valve. e. Closure of pulmonary valves. e, f. Diastole of the ventricle.)

**Heat** (*hēt*) [ME., *heete*, heat]. A mode or rate of vibration of ethereal, atomic, or molecular, or wave-motion. Within certain limits of intensity it is essential to the development of all organized beings; above a certain degree, it is destructive to all organization and life. As regards the body, heat indicates a temperature above 98.6° F. (37° C.). In physiology, the period of sexual excitement in the females of many animals. **H., Animal**, the heat generated within the bodies of living animals by the liberation of the latent heat contained in the food. **H.-apoplexy**. See *Insolation*. **H.-asphyxia**. Same as *Insolation*. **H.-centers**, certain points situated about the mesal and lateral aspects of the corpus striatum, supposed to have the function of regulating or inhibiting the production of body-heat. **H.-eruption**. Synonym of *Eczema*. **H.-fever**. See *Insolation*. **H., Latent**, physiologically, the potential energy existing in a complex proteid molecule, and which is liberated by the simplification of the latter, or the katabolic processes of the organism. **H., Prickly**. See *Urticaria*. **H., Specific**. See *Specific*. **H.-spot**, a freckle. Also a synonym of *Eczema solare*. **H.-stroke**, a nervous affection characterized by sudden syncope, enfeebled circulation and respiration, caused by exposure to intense heat. It is called also *Sunstroke*. **H.-unit**, the unit quantity of heat. It is the amount of heat necessary to raise one pound of water through one degree of temperature.

**Heaves** (*hēvz*) [ME., *heven*, to raise]. A disease of horses, characterized by difficult and laborious respiration. It is also called "broken wind."

**Heavy Oil**. See *Creasote Oil*.

**Hebephrenia** (*he-be-fre'-ne-ah*) [*ἡβη*, puberty; *φρέν*, mind]. A special form of mental derangement

occurring in young persons at or soon after the age of puberty.

**Hebephreniac** (*he-be-fre'-ne-ak*) [*ἡβη*, puberty; *φρέν*, the mind]. One who is affected with hebephrenia.

**Hebephrenic** (*he-be-fren'-ik*) [*ἡβη*, puberty; *φρέν*, the mind]. 1. Affected with hebephrenia. 2. One who is affected with hebephrenia.

**Heberden's Asthma**. See *Asthma*, and *Diseases*, Table of. **H.'s Rheumatism**. See *Diseases*, Table of. **H.'s Nodes**. See *Nodes*, and *Signs and Symptoms*, Table of. **H.'s Nodosities**. See *Signs and Symptoms*, Table of.

**Hebetic** (*he-bet'-ik*) [*ἡβητικός*, relating to puberty]. Relating to puberty or to adolescence.

**Hebetude** (*heb'-e-tūd*) [*hebetudo*; *hebes*, blunt]. Dulness of the senses and intellect. A term applied to the state of partial stupor in affections of the brain.

**Hebetudinous** (*heb-e-tu'-din-us*) [*hebetudo*; *hebes*, blunt]. Affected with hebetude.

**Hebra's Arsenical Paste**. A paste also known as *Cosme's Paste*. It is used in treating lupus vulgaris. It consists of arsenious acid, 10 grains; artificial cinabar, ½ dram; ointment of rose-water, ½ ounce. It is spread on linen and applied accurately by means of a pad and bandage. **H.'s Erythema**. See *Diseases*, Table of. **H.'s Pityriasis**. See *Diseases*, Table of. **H.'s Prurigo**. See *Diseases*, Table of.

**Heckle-cell** (*hek'-l-sel*) [ME., *hekele*, a heckle; *cella*, a cell]. An epidermal cell having minute, hard, horny projections from its cell-wall.

**Hectic** (*hek'-tik*) [*ἐκτικός*, habitual or consumptive]. Habitual. A word now commonly used in connection with certain constant symptoms of pulmonary tuberculosis, as **H. Fever**, the febrile symptoms concurrent with pulmonary tuberculosis. **H. Flush**, the flushed cheek accompanying pulmonary tuberculosis. **H. Spot**. Same as *H. Flush*.

**Hectocotylization** (*hek-to-kot-il-iz-a'-shun*) [*ἑκατόν*, a hundred; *κοτύλη*, a small cup]. In biology, applied to the peculiar sexual modification of the arm of the male cephalopod, or its use as a fertilizing-organ.

**Hectocotylus** (*hek-to-kot'-il-us*) [*ἑκατόν*, a hundred; *κοτύλη*, a cup]. In biology, a specialized arm in certain male cephalopods, which contains the sperm-cells, and is detached and deposited within the mantle-cavity of the female.

**Hectogram** (*hek'-to-gram*) [*ἑκατόν*, one hundred; *γράμμα*, a weight]. One hundred grams, or 1543.2349 grains.

**Hectoliter** (*hek'-to-le-ter*) [*ἑκατόν*, hundred; *λίτρα*, a pound]. One hundred liters, equal to 22.009 imperial gallons, or 26.4 U. S. gallons.

**Hectometer** (*hek'-to-me-ter*) [*ἑκατόν*, hundred; *μέτρον*, a measure]. One hundred meters, or 328 feet, 1 inch.

**Hedeoma** (*he-de-o'-mah*) [*ἡδύς*, sweet; *ὀσμή*, smell]. American Pennyroyal. The leaves and tops of *H. pulegioides*, distinguished by their aroma. Its properties are due to a volatile oil. It is stimulant and carminative, and has some value as an emmenagogue. It is useful in the flatulent colic of children. Its odor is extremely repulsive to fleas and mosquitoes. **H., Ol.** the volatile oil. Dose ʒij-x. **H., Spt.**, unof., 10 per cent. of the oil in alcohol.

**Hedera** (*hed'-er-ah*) [L.]. A genus of woody vines. **H. helix**, the true or European Ivy. Its wood is used in making issue-peas. A decoction of the leaves has been used as an alternative and antiepileptic. The berries are purgative and emetic. The gum is emetic and stimulant, and is useful in toothache. Unof.

**Hederic Acid** (*hed-er'-ik*) [*hedera*, European Ivy]. An acid derivable from the leaves of *Hedera helix*, of which it shares the medicinal qualities. Unof.



**Hederin** (*hed'-er-in*) [*hedera*, European Ivy]. An intensely bitter alkaloid from the seeds of *Hedera helix*. It is said to be actively febrifuge. (The gum of ivy has also been called *hederin*.)

**Hedge-hog Crystals.** Crystals of urate of soda found as a urinary deposit. The crystals are globular, with spiny projections, and may cause severe vesical irritation.

**Hedge-hyssop** (*hej-his'-up*). See *Gratiola*.

**Hedonia** (*he-do'-ne-ah*) [*ἡδονή*, pleasure]. Abnormal cheerfulness; amenomania.

**Hedonism** (*hed'-o-nizm*) [*ἡδονή*, pleasure]. The pursuit of pleasure; in psychic medicine, the unreasoning pursuit of some hobby or whim.

**Hedrocele** (*hed'-ro-sel*) [*ἔδρα*, anus; *κήλη*, tumor]. A hernia in which the part protrudes through the notch of the ischium. Also, prolapsus of the anus.

**Hedrosyrinx** (*hed-ro-si'-rinks*) [*ἔδρα*, anus; fundament; *σῦριγξ*, pipe]. Fistula in ano.

**Hedwigia** (*hed-wi'-e-ah*) [after Johann Hedwig]. A genus of amarydaceous trees. **H. balsamifera**, of the W. Indies, affords a resin, not unlike copaiba in its uses. The bark is antiperiodic, and contains a convulsant alkaloid, which would appear to be a powerful heart-depressant and antithermic.

**Hedysmon** (*hed-e-os'-mon*) [*ἡδύς*, sweet; *ὄσμη*, odor]. A genus of tropical chloranthaceous trees and shrubs. **H. arborescens**, a tree of Jamaica, affords a remedy for dyspepsia. **H. nutans**, a shrub of the W. Indies, has leaves that are good for headaches.

**Heel** (*hél*) [ME., *heel*, heel]. The hinder part of the foot. **H.-bone.** See *Calcaneum*.

**Hegar's Sign.** See *Signs and Symptoms, Table of*.

**Hegar-Kohn Method.** See *Treatment, Methods of*.

**Heidenhain, Demilune Cells of.** See *Demilune and Crescent of Gianuzzi*. **H.'s Method.** See *Stains, Table of*. **H., Parietal Cells of.** See *Delomorphous*. **H., Rods of.** See *Rods*. **H.'s Solution.** See *Stains, Table of*.

**Heimia** (*him'-e-ah*) [after Ludwig Heim, a German botanist]. A genus of lythaceous shrubs of N. and S. America. **H. salicifolia** (hanchinol), found in Texas and far to the South, is resinous, antisiphilic, hemostatic, and febrifuge. Unof.

**Heintz's Method.** A method of estimating uric acid in the urine. Take 100 c.c. of urine. Add to this 5 c.c. of HCl. Lay the mixture aside for 24 hours. Collect the crystals on a weighed filter-paper, wash with dilute HCl; dry at 100° C., and weigh. The increase in weight will give the percentage of uric acid.

**Heisch's Test.** See *Tests, Table of*.

**Heister's or Heisterian Valve.** A fold of mucous membrane in the cystic duct arranged in a spiral.

**Heitzmann's Theory.** The theory that the axis-cylinder of a nerve-fiber is ordinary connective tissue modified for the transmission of special impulses.

**Hekistotherm** (*hek-is'-to-therm*) [*ἥκιστος*, least, worst; *θερμη*, heat]. In biology, a plant that can subsist with a minimum of heat, e.g., a member of the Arctic or Antarctic flora.

**Helcoid** (*hel'-koid*) [*ἑλκος*, ulcer; *εἶδος*, likeness]. Resembling an ulcer.

**Helcology** (*hel-kol'-o-jé*) [*ἑλκος*, ulcer; *λόγος*, science]. The pathology and treatment of ulcers.

**Helcoma** (*hel-ko'-mah*) [*ἑλκωμα*, an ulcer: *pl.*, *Helcomata*]. An ulcer.

**Helcomenia** (*hel-ko-me'-ne-ah*) [*ἑλκος*, ulcer; *μήν*, month]. Vicarious menstrual discharge from an ulcer.

**Helcoplasty** (*hel'-ko-plas-te*) [*ἑλκος*, ulcer; *πλάσσειν*, to shape]. The treatment of ulcers by skin-grafting.

**Helcopsis** (*hel-ko-poi-e'-sis*) [*ἑλκος*, ulcer; *ποίησις*, making]. The surgical formation of an issue, for counter-irritation.

**Helcosis** (*hel-ko'-sis*) [*ἑλκωσις*, ulceration]. The formation and development of an ulcer.

**Helcotic** (*hel-ko'-ik*) [*ἑλκωτικός*, pertaining to an ulcer]. Ulcerative; of the nature of or accompanied by ulceration.

**Helenin** (*hel'-en-in*),  $C_6H_8O$ . Alant Camphor; Inulol; the active principle of inula. It is a faintly odorous and nearly tasteless, volatile substance, insoluble in water, but soluble in ether, oils, and hot alcohol. It is antiseptic and germicidal, and is recommended for use in diphtheria and tuberculosis. Unof.

**Helenium** (*hel-e'-ne-um*) [*ἑλένιον*, elecampane]. 1. Same as *Inula*, q. v. 2. A genus of composite North American herbs. **H. autumnale**, sneezewort. **H. nudiflorum**, and **H. bolanderi** are strongly errhine, and are substituted for arnica. **H. puberulum** is tonic, alterative, and errhine. **H. tenuifolium**, of the Gulf States, is said to be a destructive cattle-poison. Unof.

**Helianthella** (*he-le-an-thel'-ah*) [*ἥλιος*, the sun; *ἄνθος*, flower]. A genus of North American composite herbs. The root of *H. tenuifolia* is aromatic, expectorant, antispasmodic, and, in large doses, emetic. It is of reputed service in pulmonary complaints. Dose of the fld. ext.  $\eta\text{v-xxx}$ . Unof.

**Helianthemum** (*he-le-an'-them-um*) [*ἥλιος*, sun; *ἄνθος*, flower]. Frostwort; Rock Rose. The herb *H. canadense*, astringent, aromatic, tonic, and alterative. It is useful in diarrhea, scrofula, and secondary syphilis. Dose of the fld. ext.  $\eta\text{v-xx}$ . Unof.

**Helianthin** (*he-le-an'-thin*) [*ἥλιος*, the sun; *ἄνθος*, a flower],  $C_6H_4SO, Na, N:N.C_6H_4N(CH_3)_2$ . Methyl-orange; an orange-yellow powder used as a dye and as a test in analyses. See *Pigments, Conspectus of*.

**Helianthus** (*he-le-an'-thus*) [*ἥλιος*, sun; *ἄνθος*, flower]. A genus of composite-flowered plants. The sunflower. **H. annuus**, a commonly cultivated species, affords highly useful, oil-bearing seeds, the seeds of some varieties being also edible. **H. tuberosus**, the Jerusalem Artichoke, has large tuberous roots, sometimes eaten when cooked or pickled. Several of the species are medicinal.

**Helichrysum** (*he-le-kri'-sum*) [*ἥλιος*, sun; *χρυσός*, gold]. A genus of old-world composite plants. The European species (as **H. arenarium**, **H. stæchas**) are aromatic stimulants, used in domestic practice. Several South African species (**H. auriculatum**, **imbricatum**, **nudiflorum**, etc.) are used as pectoral teas.

**Helicin** (*hel'-is-in*),  $C_{13}H_{16}O_4$ . A glucosid, produced by oxidizing salicin with  $HNO_3$ . It dissolves with difficulty in water, crystallizes in small needles, and melts at 175° C.

**Helicine** (*hel'-is-in*) [*ἑλιξ*, a spiral]. 1. Tortile, or spiral in structure. 2. Pertaining to the helix. **H. Arteries**, arteries proceeding from the profunda penis branches of the pudic, and from the dorsal arteries of the penis. See *Arteries, Table of*.

**Helicogyrate** (*hel-ik-o-jí'-rát*) [*ἑλιξ*, a spiral; *γῦρος*, a ring]. In biology, having a spiral annulus, as the spore-cases in *trichomanes*.

**Helicoid** (*hel'-ik-oid*) [*ἑλιξ*, a spiral; *εἶδος*, form]. Spiral; coiled like a snail-shell or helix.

**Helicopepsin** (*hel-ik-o-pep'-sin*) [*ἑλιξ*, a spirally coiled snail; *πέψις*, digestion]. A peptic ferment found by Krukenberg in snails.

**Helicorubin** (*hel-ik-o-ru'-bin*) [*ἑλιξ*, a spiral, the snail; *ρομβίνι*, ruby]. A pigment of certain invertebrates; the same as *Hemochromogen* and *Enterohematin*, q. v.

**Helicotrema** (*hel-ik-o-tre'-mah*) [ἑλῑξ, helix, coil; *τρήμα*, hole]. The opening connecting the *scala tympani* and *vestibuli* of the spiral canal of the cochlea.

**Heliencephalitis** (*he-le-en-sef-al-i'-tis*) [ἥλιος, sun; ἐγκέφαλος, brain; *ιτις*, inflammation]. Encephalitis caused by exposure to the sun's rays.

**Heliodorus's Bandage**. See *Bandage*.

**Heliomyelitis** (*he-le-o-mi-el-i'-tis*) [ἥλιος, sun; μυελός, marrow; *ιτις*, inflammation]. Myelitis caused by exposure to the sun's rays.

**Helionosus** (*he-le-on'-o-sus*) [ἥλιος, sun; νόσος, disease]. Sunstroke.

**Heliophag** (*he-le-o-fag*) [ἥλιος, sun; φαγεῖν, to devour]. A name given to the animal pigment-cell, as being a supposed absorber of the radiant energy of the sun's light and heat.

**Heliophobia** (*he-le-o-fo'-be-ah*) [ἥλιος, sun; φόβος, fear]. Morbid fear of exposure to the sun's rays.

**Heliosis** (*he-le-o'-sis*) [ἥλιος, sun]. A sun-bath; also, sunstroke.

**Heliotherapy** (*he-le-o-ther'-ap-e*) [ἥλιος, sun; θεραπεία, treatment]. The treatment of disease by exposure of the body to sunlight. Sun-bathing.

**Heliotrope** (*he-le-o-trōp*) [ἥλιος, sun; τρέπειν, to turn]. Any plant of the boraginaceous genus *Heliotropium*.

**H. europæum** is apertine, and is said to cure warts and ulcers. Unof.

**Heliotropin** (*he-le-o'-ro-pin*) [ἥλιος, the sun; τρέπειν, to turn]. 1. See *Piperonal*. 2. A poisonous alkaloid from *Heliotropium europæum*, a European species of heliotrope. Its action is little known. Unof.

**Heliotropism** (*he-le-o'-ro-pizm*) [ἥλιος, the sun; τρέπειν, to turn]. In biology, that property of a plant or plant-organ by virtue of which it bends toward or away from the sunlight.

**Heliotropy** (*he-le-o'-ro-pe*) [ἥλιος, the sun; τροπή, a turning]. Same as *Heliotropism*.

**Helix** (*hel'-iks*) [ἑλῑξ, a coil]. The margin of the external ear.

**Hellebore, Black**. See *Helleborus*. **H., White**. See *Veratrum album*.

**Helleborein** (*hel-eb-or-el'-in*). See *Helleborus*.

**Helleborin** (*hel'-e-bo-rin*) [ἑλλέβορος, hellebore],  $C_{36}H_{42}O_8 + 4H_2O$ . A crystalline glucosid of *Helleborus viridis*, insoluble in water. It is a cardiac and nervous poison of great intensity. See *Helleborus*.

**Helleborism** (*hel'-eb-or-izm*) [ἑλλεβορίζειν, to dose with hellebore]. The treatment of disease with hellebore; the morbid condition induced by the free exhibition of hellebore.

**Helleborus** (*hel-eb'-or-us*) [ἑλλέβορος, hellebore: *gen.*, *Hellebori*]. The root of *H. niger*, black hellebore, with properties due to two glucosids, *helleborin*,  $C_{36}H_{42}O_8$ , and *helleborein*,  $C_{26}H_{44}O_{15}$ . It is a drastic hydragogue cathartic, and emmenagogue, and was formerly a popular remedy for insanity, dropsy, and amenorrhea. *Helleborein* is sometimes used in cardiac affections as a substitute for digitalis, its action being obtained by smaller doses and with less irritation. **H. nigri**, Ext. Unof. Dose gr. j-x, cautiously. **H. nigri**, Ext., Fld. Unof. Dose  $\pi$ ij-xv. **Helleborein**, Unof. Very soluble in water. Dose gr.  $\frac{1}{16}$ - $\frac{1}{10}$ .

**Heller's Tests**. See *Tests*, *Table of*.

**Hellmund's Ointment**. A narcotic ointment composed of acetate of lead, 10 parts; extract of conium, 30 parts; balsam of Peru, 30 parts; Sydenham's laudanum, 5 parts; and cerate, 240 parts.

**Helmerich's Ointment**. An ointment used in the treatment of scabies. It consists of sublimated sulphur, 1 dram; potassium carbonate,  $\frac{1}{2}$  dram; and lard,  $6\frac{1}{2}$  drams. The ointment should remain in

contact with the diseased surface for four or five hours.

**Helmholtz's Apparatus**. A galvanometer consisting of two equal and vertical coils, with a magnetic needle midway between them. **H.'s Ligament**. See *Ligament*. **H.'s Line**. See *Lines*, *Table of*.

**Helminth** (*hel'-minth*) [ἑλμυνς, worm]. A worm; an intestinal or entozoic worm.

**Helminthagogue** (*hel-minth'-ag-og*). See *Anthelmintic*.

**Helminthiasis** (*hel-min-thi'-as-is*) [ἑλμυνθῖαν, to suffer from worms]. A condition marked by the presence of parasites in the body, especially intestinal worms. Also, a disorder or lesion caused by worms.

**Helminthicide** (*hel-minth'-is-id*) [ἑλμυνς, a worm; *cadere*, to kill]. See *Vermicide*.

**Helminthics** (*hel-min'-thiks*). See *Anthelmintics*.

**Helminthochorton** (*hel-min-tho-kor'-ton*) [ἑλμυνς, a worm; χόρτος, grass]. See *Coriscan Moss*.

**Helminthoid** (*hel-min'-thoid*) [ἑλμυνς, a worm; εἶδος, likeness]. Shaped like a worm.

**Helminthology** (*hel-min-tho'-o-je*) [ἑλμυνς, a worm; λόγος, science]. A treatise on worms, especially those parasitic within the body.

**Helminthoma** (*hel-min-tho'-mah*) [ἑλμυνς, a worm; ὄμα, a tumor; *pl.*, *Helminthomata*]. A tumor caused by the presence of a parasitic worm. See *Bulam Boil* and *Guinea-worm*.

**Helminthomus** (*hel-min-tho-ong'-kus*) [ἑλμυνς, a worm; ὄγκος, a tumor]. An old term for a parasitic skin-disease.

**Helminthophobia** (*hel-min-tho-fo'-be-ah*) [ἑλμυνς (ἑλμυνθ-), a worm; φόβος, fear]. A nervous state produced by the presence or thought of parasitic worms.

**Helminthous** (*hel-min'-thus*) [ἑλμυνς, a worm]. Wormy.

**Helocerous** (*he-lo'-er-us*) [ἥλος, a nail; κέρας, horn]. In biology, having capitate antennæ.

**Heloderma** (*he-lo-der'-mah*) [ἥλος, wart; δέρμα, skin]. A genus of lizards. **H. horridum**, of Mexico, and **H. suspectum**, of Arizona (called *Gila Monster*), are said to be the only known species of venomous lizards.

**Helodermatous** (*he-lo-der'-mat-us*) [ἥλος, a nail, wart; δέρμα, skin]. In biology, having a warty or tuberculous skin.

**Helodes** (*he-lo-dēz*) [ἑλος, a swamp]. Swampy, or marshy. Also, a fever attended with profuse sweating. Also, marsh-fever.

**Helonias** (*hel-o'-ne-as*) [ἑλος, a marsh]. A genus of monocotyledonous plants. **H. dioica**. See *Chamaelirion*.

**Helonin** (*hel-o'-nin*) [ἑλος, a marsh]. A crude precipitate from the tincture of *Chamaelirion carolinianum*. It is prescribed for uterine affections, and is tonic and diuretic. Caution should be observed in its use. Dose, gr. ij-iv. Unof.

**Helopyra** (*hel-op'-e-rah*) [ἑλος, marsh; πῦρ, fever]. Malarial fever.

**Helosis** (*hel-o'-sis*) [ἥλος, nail, bract]. 1. A genus of tropical American plants. **H. brasiliensis**, **cayennensis**, and **jamaicensis**, are styptic and vulnerary remedies. Unof. 2. An old name for inversion of the eyelids; strabismus; eye-spasm; plica polonica; the term is now seldom employed.

**Helvetia Green**. See *Pigments*, *Conspectus of*.

**Helvulous** (*hel'-vo-lus*) [dim. of *helvus*, yellow]. Tawny, or reddish-yellow.

**Helweg, Triangular Tract of**. A tract that appears either in juxtaposition with, or as the most ventral part of, the ventro-lateral tract of the spinal cord.

**Hemabarometer** (*hem-ab-ar-ont'-et-er*) [αἷμα, blood;



*βαρίς*, heavy; *μέτρον*, measure]. A contrivance for the approximate determination of the specific gravity of the blood.

**Hemacelinosis** (*hem-as-el-en-o'-sis*) [*αίμα*, blood; *κηλίς*, spot; *νόσος*, disease]. A synonym of the disease, *Purpura*.

**Hemachroin** (*hem-ak-ro'-in*) [*αίμα*, blood; *χρόα*, color]. Same as *Hematosin*.

**Hemachrome** (*hem'-ak-rōm*) [*αίμα*, blood; *χρῶμα*, color]. The coloring-matter of the blood: hematin.

**Hemachrosis** (*hem-ak-ro'-sis*) [*αίμα*, blood; *χρωσις*, coloring]. 1. Redness of the blood. 2. Any disease in which the blood is abnormally colored.

**Hemacyanin** (*hem-as-i'-an-in*) [*αίμα*, blood; *κύανος*, blue]. A blue coloring-matter found in the blood and the bile.

**Hemacytometer** (*hem-as-i-tom'-et-er*). See *Hemocytometer*.

**Hemad** (*hem'-ad*) [*αίμα*, blood]. 1. Toward the hemal aspect; opposed to *neurad*. 2. A blood-cell or blood-corpuscle.

**Hemadonosos** (*hem-ad-on'-o-sos*) [*αίμας*, blood-stream; *νόσος*, disease]. A disease of the blood or of the blood-vessels.

**Hemadostenosis** (*hem-ad-o-ste-no'-sis*) [*αίμας*, blood-stream; *στενός*, narrow]. Stricture or narrowing of a blood-vessel.

**Hemadosteosis** (*hem-ad-os-te-o'-sis*) [*αίμας*, blood-stream; *ὀστέον*, bone]. Ossification or calcification of blood-vessels.

**Hemadrometer** (*hem-ad-rom'-et-er*). See *Hemadromometer*.

**Hemadrometry** (*hem-ad-rom'-et-rē*). See *Hemadromometry*.

**Hemadromograph** (*hem-ad-rom'-o-graf*) [*αίμα*, blood; *δρόμος*, course; *γράφειν*, to write]. An instrument for registering changes in the velocity of the blood-stream.

**Hemadromometer** (*hem-ad-ro-mom'-et-er*) [*αίμα*, blood; *δρόμος*, course; *μέτρον*, measure]. A device for measuring the velocity of the blood-current.

**Hemadromometry** (*hem-ad-ro-mom'-et-rē*) [*αίμα*, blood; *δρόμος*, course; *μέτρον*, measure]. Measurement of the speed of the blood-current.

**Hemadynamics** (*hem-ad-i-nam'-iks*) [*αίμα*, blood; *δύναμις*, power]. Dynamics of the blood-current.

**Hemadynamometer** (*hem-ad-i-nam-on'-et-er*) [*αίμα*, blood; *δύναμις*, strength; *μέτρον*, a measure]. A contrivance for measuring the tension or pressure of blood within the arteries. Careful experiments show that, in man, the pressure of blood in the carotid artery is equal to about that of six inches of mercury.

**Hemafecal** (*hem-af-e'-kal*) [*αίμα*, blood; *fixx*, dregs]. Characterized by bloody stools. **H. Jaundice**. See *Jaundice*.

**Hemagogue** (*hem'-ag-og*) [*αίμα*, blood; *ἀγωγός*, leading]. 1. Promoting the menstrual or hemorrhoidal discharge of blood. 2. An agent that promotes the catamenial or hemorrhoidal flow of blood.

**Hemahysteria** (*hem-a-his-te'-re-ah*) [*αίμα*, blood; *ὑστέρη*, uterus]. Synonym of *Menorrhagia*.

**Hemal** (*hem'-al*) [*αίμα*, blood]. 1. Pertaining to the blood or the vascular system. 2. See *Ventral*.

**Hemaleucin** (*hem-al-oo'-sin*) [*αίμα*, blood; *λευκός*, white]. Fibrin; the white portion of a washed blood-clot.

**Hemaleukosis** (*hem-al-oo-ko'-sis*) [*αίμα*, blood; *λευκός*, white]. The formation of the buffy coat of a clot.

**Hemalopia** (*hem-al-o'-pe-ah*) [*αίμα*, blood; *ὤψ*, the eye]. Effusion of blood in the eye; erythroptasia.

**Hemameba** (*hem-am-e'-bah*) [*αίμα*, blood; *αἰμοιβή*, a change]. A white blood-cell so called from its resemblance to an ameba.

**Hemangioma** (*hem-an-je-o'-mah*) [*αίμα*, blood; *ἄγγειον*, vessel; *ῥμα*, a tumor: *pl.*, *Hemangiomata*]. An angioma made up of blood-vessels, as distinguished from lymphangioma.

**Hemanthin** (*hem-an'-thin*) [*αίμα*, blood; *ἄνθος*, a flower]. An alkaloid from *Hemanthus coccineus*. It is poisonous, with the general properties of atropin.

**Hemanthus** (*hem-an'-thus*) [*αίμα*, blood; *ἄνθος*, flower]. A genus of amaryllidaceous plants; blood-flower. **H. coccineus**, of S. Africa, affords an arrow-poison, with the general properties of atropin. The plant is a diuretic and cardiant. It affords hemanthin. **Unof.**

**Hemaphein** (*hem-af-e'-in*) [*αίμα*, blood; *φαίος*, dusky]. A brown coloring-matter from blood, regarded as a decomposition-product of hematin; it is probably the same as urohematin.

**Hemaphobia** (*hem-af-o'-be-ah*). See *Hematophobia*.

**Hemapoiesis** (*hem-ap-oi-e'-sis*). See *Hematopoiesis*.

**Hemapoietic** (*hem-ap-oi-e'-ik*). See *Hematopoietic*.

**Hemapophysis** (*hem-ap-off'-is-is*) [*αίμα*, blood; *ἀποφύειν*, to put forth]. That part of an ideal or perfect vertebra which forms the antero-lateral part of the hemal arch. In man, all the hemapophyses are either cartilaginous or detached.

**Hemaporía** (*hem-ap-o'-re-ah*) [*αίμα*, blood; *ἀπορία*, distress]. Any disorder of the blood, *e. g.* anemia.

**Hemarthron, Hemarthros** (*hem-ar'-thron, hem-ar'-thros*) [*αίμα*, blood; *ἄρθρον*, joint]. Effusion of blood into the synovial sac of a joint.

**Hemarthrosis** (*hem-ar-thro'-sis*) [*αίμα*, blood; *ἄρθρωσις*, a joint]. Effusion of blood into a joint.

**Hemastatic** (*hem-as-tat'-ik*). See *Hemostatic*.

**Hemastatics** (*hem-as-tat'-iks*) [*αίμα*, blood; *στατικός*, standing]. That branch of physiology treating of the laws of the equilibrium of the blood.

**Hemasthenosis** (*hem-as-then-o'-sis*) [*αίμα*, blood; *ἀσθένεια*, weakness]. A weakening or deterioration of the blood.

**Hematachometer** (*hem-at-ak-om'-et-er*). See *Hematometer*.

**Hematangionosus** (*hem-at-an-je-on'-o-sus*) [*αίμα*, blood; *ἄγγειον*, vessel; *νόσος*, disease]. Any disease of the blood-vessels.

**Hematangiosis** (*hem-at-an-je-o'-sis*) [*αίμα*, blood; *ἄγγειον*, vessel]. Any disease of the blood-vessels.

**Hemataporia** (*hem-at-ap-o'-re-ah*). See *Hemaporía*.

**Hematapostasis** (*hem-at-ap-os'-tas-is*) [*αίμα*, blood; *ἀπόστασις*, a standing away from]. Unequal distribution or pressure of blood, with congestion or effusion in some part of the body.

**Hematapostema** (*hem-at-ap-os-te'-mah*) [*αίμα*, blood; *ἀπόστημα*, abscess: *pl.*, *Hematopostemata*]. An abscess containing extravasated blood.

**Hemataria** (*hem-at-a'-re-ah*) [*αίμα*, blood]. The so-called blood-animals.

**Hematedema** (*hem-at-e-de'-mah*) [*αίμα*, blood; *οἰδημα*, a swelling]. Swelling due to the effusion of blood.

**Hematein** (*hem-at-e'-in*) [*αίμα*, blood],  $C_{16}H_{12}O_6$ . A crystalline principle derivable from, and reconvertible into, hematoxylin.

**Hemateleum** (*hem-at-el-e'-um*) [*αίμα*, blood; *ἐλαιον*, oil]. A yellow or brownish oily fluid obtained by the dry distillation of blood.

**Hematemesis** (*hem-at-em'-es-is*) [*αίμα*, blood; *ἐμέειν*, to vomit]. The vomiting of blood from any cause. It may be due to *general* or *constitutional* pathologic conditions, or to *local* conditions.

**Hematencephalon** (*hem-at-en-sef'-al-on*) [*αίμα*, blood; *ἐγκέφαλος*, brain]. A hemorrhage or bleeding within the brain; cerebral apoplexy.

**Hemathermous** (*hem-ath-er'-mus*) [*αίμα*, blood; *θερμός*, hot]. Having warm blood.

**Hemathidrosis** (*hem-ath-id-ro'-sis*). Same as *Hemathidrosis*.

**Hemathorax** (*hem-ah-tho'-raks*). See *Hemothorax*.

**Hematic** (*hem-at'-ik*) [*ai̯ma*, blood]. Bloody; pertaining to, full of, or having the color of, blood. Also, a blood-tonic.

**Hematidrosis** (*hem-at-id-ro'-sis*) [*ai̯ma*, blood; ἰδρωσις, sweat]. Bloody sweat. Ephidrosis cruenta. A sanguineous perspiration caused by the extravasation of blood into the coils and ducts of the sweat-glands, whence it is carried to the surface, mixed with sweat. See also *Chromidrosis*.

**Hematimeter** (*hem-at-im'-et-er*) [*ai̯ma*, blood; μέτρον, measure]. A device for counting the corpuscles in a given volume of blood.

**Hematimetry** (*hem-at-im'-et-re*) [*ai̯ma*, blood; μέτρον, measure]. The estimation of the number or proportion of the blood-corpuscles, as by the hemocytometer or hematimeter.

**Hematin** (*hem'-at-in*) [*ai̯ma*, blood],  $C_{34}H_{35}N_4FeO_5$ . A substance produced by decomposing oxyhemoglobin either by acids or alkalis. It occurs as a scaly but non-crystalline mass of bluish-black color and metallic luster, strongly resembling iodine. It is a very stable substance, and is insoluble in water, alcohol, ether, chloroform, or benzol, but dissolves freely in dilute acids and in alkaline solutions. For test, see *Tests, Table of*. Also a synonym for *Hematoxylin, q. v.*

**Hematinic** (*hem-at-in'-ik*) [*ai̯ma*, blood]. 1. Relating to hematin, or serving to increase the proportion of hematin in the blood. 2. An agent, such as iron, which tends to increase the proportion of hematin or coloring-matter in the blood.

**Hematinometer** (*hem-at-in-om'-et-er*). Same as *Hemoglobinometer*.

**Hematuria** (*hem-at-in-u'-re-ah*) [*ai̯ma*, blood; οὖρον, urine]. Same as *Hemoglobinuria*. See also *Hematuria*.

**Hemato-** (*hem'-at-o-*) [*ai̯ma*; αἷματος, blood]. A prefix signifying blood.

**Hematobious** (*hem-at-o-be-us*) [*ai̯ma*, blood; βίος, life]. Living in the blood.

**Hematobium** (*hem-at-o'-be-um*) [*ai̯ma*, blood; βίος, life]. 1. A blood-corpuscle. 2. A blood-parasite.

**Hematoblast** (*hem'-at-o-blast*) [*ai̯ma*, blood; βλαστός, germ]. Blood-plate; a rudimentary or immature red blood-corpuscle.

**Hematocausis** (*hem-at-o-kaw'-sis*) [*ai̯ma*, blood; καίειν, to burn]. The normal oxidation of certain elements of the blood.

**Hematocele** (*hem'-at-o-sēl*) [*ai̯ma*, blood; κήλη, a tumor]. A tumor formed by the extravasation and collection of blood in a part. **H., Pelvic**, an effusion of blood into the pelvis, usually due to rupture of a Fallopian tube, the seat of an extra-uterine pregnancy. It may also be due to the rupture of an ovary, or of a vein in the broad ligament; it may follow an abortion, the blood escaping through the Fallopian tube; or it may be due to retention of the menstrual fluid with escape of the blood. Physical examination, whatever may be the cause, reveals a boggy swelling in Douglas's cul-de-sac.

**Hematocelia** (*hem-at-o-sē'-le-ah*) [*ai̯ma*, blood; κοιλία, a cavity]. An effusion of blood into the peritoneal cavity.

**Hematocephalus** (*hem-at-o-sef'-al-us*) [*ai̯ma*, blood; κεφαλή, head]. An effusion of blood into, or a sanguineous tumor of, the brain. Also a monstrosity characterized by an effusion of blood into the cerebral hemispheres. Also a vascular tumor that is sometimes observed in the pia mater of anencephalic monstrosities.

**Hematochezia** (*hem-at-o-ke'-ze-ah*) [*ai̯ma*, blood; χέειν, to defecate]. The passage of hemorrhagic stools.

**Hematochrosis** (*hem-at-o-kro'-sis*) [*ai̯ma*, blood; χρώσις, coloring; *pl., Hematochromes*]. 1. Any disease characterized by discoloration of the skin. 2. A discoloration of the skin.

**Hematochyluria** (*hem-at-o-ki-lu'-re-ah*) [*ai̯ma*, blood; χυλός, chyle; οὖρον, urine]. The presence of blood and chylous material in the urine, due to *Filaria sanguinis hominis*. It is usually an intermittent condition.

**Hematocolpos** (*hem-at-o-kol'-pos*) [*ai̯ma*, blood; κόλπος, vagina]. Hemorrhage into the vagina. Also a collection of menstrual discharge within the vagina, due to atresia or imperforate hymen.

**Hematocrit** (*hem'-at-o-krit*) [*ai̯ma*, blood; κριτής, judge; κρίνειν, to separate, to judge]. An instrument for making volumetric estimation of the blood by separating by centrifugal action the corpuscles from the serum. A volume of blood and one of Müller's liquid (to prevent coagulation) are placed together in each of two small, thick-walled glass tubes, graduated in fifty parts. The tubes rest on brass holders which are fixed on the axes of a revolving apparatus. After some eight thousand revolutions in from five to seven minutes, the process is complete. The corpuscles and the salt-plasma are separated by a narrow band of leukocytes. The instrument is useful in comparing the blood of different individuals. With a little practice the total error is not more than one per cent.

**Hematocryal** (*hem-at-ok'-re-al*) [*ai̯ma*, blood; κρύος, cold]. In biology, of or pertaining to the cold-blooded invertebrates.

**Hematocrystallin** (*hem-at-o-kris'-tal-in*). Same as *Hemoglobin*.

**Hematocyanosis** (*hem-at-o-si-an-o'-sis*). Synonym of *Cyanosis*.

**Hematocyst** (*hem'-at-o-sist*) [*ai̯ma*, blood; κύστις, bladder]. A cyst containing blood. Also an effusion of blood into the bladder.

**Hematocyte** (*hem'-at-o-sit*) [*ai̯ma*, blood; κύτις, cell]. A blood-corpuscle.

**Hematocythuria** (*hem-at-o-si-thu'-re-ah*) [*ai̯ma*, blood; κύτος, cell; οὖρον, urine]. The presence of blood-cells in the urine.

**Hematocytometer** (*hem-at-o-si-tom'-et-er*). See *Hemocytometer*.

**Hematodes** (*hem-at-o'-dēs*) [*ai̯mapōdēs*, bloody]. Bloody; gorged with or appearing like blood.

**Hematodiarrhea** (*hem-at-o-di-ar-e'-ah*). Synonym of *Dysentery*.

**Hematodynamics** (*hem-at-o-di-nam'-iks*). See *Hemodynamics*.

**Hematodynamometer** (*hem-at-o-di-nam-om'-et-er*). See *Hemodynamometer*.

**Hematodyscrasia** (*hem-at-o-dis-kra'-se-ah*) [*ai̯ma*, blood; δυσκρασία, bad temperament]. A diseased or dyscrasic state of the blood.

**Hematogenesis** (*hem-at-o-jen'-es-is*) [*ai̯ma*, blood; γένεσις, production]. The development of blood or of blood-corpuscles; the making of blood.

**Hematogenic** (*hem-at-o-jen'-ik*) [*ai̯ma*, blood; γεννᾶν, to produce]. Pertaining to the formation of blood.

**Hematogenous** (*hem-at-o'-en-us*) [*ai̯ma*, blood; γενής, producing]. Derived from, or having origin in, the blood.

**Hematoglobin** (*hem-at-o-glo'-bin*). See *Hemoglobin*.

**Hematoglobulin** (*hem-at-o-glob'-u-lin*). Same as *Hemoglobin*.


**Hematography** (*hem-at-og'-ra-fe*) [*ai̯ma*, blood; γράφειν, to write]. A description of the blood; hematology.



**Hematohidrosis** (*hem-at-o-hid-ro'-sis*). See *Hematidrosis*.

**Hematoid** (*hem'-at-oid*) [*αἷμα*, blood; *εἶδος*, form]. Resembling blood.

**Hematoidin** (*hem-at-oi'-din*) [*αἷμα*, blood; *εἶδος*, resemblance],  $C_{16}H_{18}N_2O_3$ . A derivative of hemoglobin, identical with bilirubin, the pigment of the bile. It occurs as reddish or orange rhombohedral crystals, in old blood-clots, as of cerebral hemorrhages, in corpora lutea, and in the urine of hematuria.



HEMATOIDIN CRYSTALS.

**Hematoin** (*hem-at-o'-in*). Same as *Hematoporphyrin*.

**Hematokrit** (*hem'-at-o-krit*). See *Hematocrit*.

**Hematolin** (*hem-at'-o-lin*) [*αἷμα*, blood],  $C_{68}H_{78}N_8O_7$ . An iron-free derivative of hematin.

**Hematology** (*hem-at-ol'-o-je*) [*αἷμα*, blood; *λόγος*, science]. The science of the blood, its nature, functions, and disorders.

**Hematolysis** (*hem-at-ol'-is-is*) [*αἷμα*, blood; *λύσις*, a solution]. A solution, or an imperfect coagulation, of the blood; diminished coagulability of the blood; a diseased condition marked by destruction of the corpuscular constituents of the blood; impoverishment of the blood.

**Hematolytic** (*hem-at-o-lit'-ik*) [*αἷμα*, blood; *λύσις*, a solution]. Marked by or tending to impoverishment of the blood.

**Hematoma** (*hem-at-o'-mah*) [*αἷμα*, blood; *ῥμα*, tumor: *pl.*, *Hematomata*]. A tumor, fungus, or swelling containing blood. **H. auris**, *Insane Ear*; an effusion of blood or serum between the cartilage of the ear and its covering, occurring in various forms of insanity. It may be either *acute* or *chronic*, if the former reaching the size of a pigeon's egg in a day or two. It is an elastic tumor, generally painless, with some local heat. It may suppurate and burst, or may shrivel up, in either case leaving considerable deformity. In the majority of cases the left ear is involved, and the condition occurs most frequently among men. **H. of the Dura mater**, an effusion beneath the dura mater, forming membranous sheets. **H., Pelvic**, an effusion of blood into the cellular tissue of the pelvis; it is frequently due to traumatism, or occurs as a complication of pregnancy and the puerperal state, from rupture of dilated veins; it is often the result of rupture of an extra-uterine pregnancy.

**Hematomantia** (*hem-at-o-man'-she-ah*) [*αἷμα*, blood; *μαντεία*, divination]. The arriving at a diagnosis from examination of the blood.

**Hematomatous** (*hem-at-o-mat-us*) [*αἷμα*, blood; *ῥμα*, a tumor]. Relating to or of the nature of a hematoma.

**Hematomediastinum** (*hem'-at-o-me-de-as-ti'-num*) [*αἷμα*, blood; *mediastinum*, the mediastinum]. An effusion of blood or bloody serum into the mediastinal cavities.

**Hematometer** (*hem-at-om'-et-er*). See *Hemoglobino-meter*.

**Hematometra** (*hem-at-o-me'-tra-h*) [*αἷμα*, blood; *μήτρα*, womb]. Hemorrhage in the womb. Also, an accumulation of menstrual discharge within the uterine cavity, as a result of obstruction.

**Hematometry** (*hem-at-om'-et-re*) [*αἷμα*, blood; *μέτρον*, measure]. The measurement, or estimation of the measure, of the blood.

**Hematomonas** (*hem-at-o-mo'-nas*) [*αἷμα*, blood; *μονάς*, a unit]. A genus of microscopic organisms infesting the blood. See *Ague* and *Plasmodium*.

**Hematomphalocoele** (*hem-at-om-fal'-o-sel*) [*αἷμα*, blood; *ὀμφαλός*, navel; *κίλη*, tumor]. A tumor or a hernia at the navel, distended with blood.

**Hematomyces** (*hem-at-om'-is-ēs*) [*αἷμα*, blood; *μύκης*, a fungus]. A hematoid variety of encephaloid carcinoma; medullary sarcoma. It is called, also, *Fungus hematodes*.

**Hematomyelia** (*hem-at-o-mi-e'-le-ah*) [*αἷμα*, blood; *μυελός*, marrow]. Hemorrhage into the spinal cord; an accumulation of blood in the central canal of the spinal cord. The symptoms vary with the seat, but paralyzes, vaso-motor and trophic changes, loss of sensation, etc., are common.

**Hematomyelitis** (*hem-at-o-mi-el-i'-tis*) [*αἷμα*, blood; *μυελός*, marrow; *ιτις*, inflammation]. An acute myelitis attended with an effusion of blood into the spinal cord.

**Hematococcus** (*hem-at-ong'-kus*) [*αἷμα*, blood; *ὄγκος*, tumor]. Blood-tumor; hemangioma; hematoma.

**Hematopathy** (*hem-at-op'-ath-e*) [*αἷμα*, blood; *πάθος*, disease]. Any disease of the blood.

**Hematopedesis** (*hem-at-o-ped-e'-sis*) [*αἷμα*, blood; *πῆδησις*, a leaping]. Cutaneous hemorrhage; hematidrosis.

**Hematopericardium** (*hem-at-o-per-ik-ar'-de-um*) [*αἷμα*, blood; *περικάρδιον*, pericardium]. An effusion of blood into the pericardium, due to rupture or perforation of the walls of the heart.

**Hematophagous** (*hem-at-off'-ag-us*) [*αἷμα*, blood; *φαγεῖν*, to eat]. Blood-eating; pertaining to insects, such as the gnat, mosquito, etc., that suck the blood.

**Hematophilia** (*hem-at-o-fil'-e-ah*). See *Hemophilia*.

**Hematophobia** (*hem-at-o-fol'-be-ah*) [*αἷμα*, blood; *φόβος*, fear]. Morbid dread of the sight of blood.

**Hematophore** (*hem'-at-o-for*) [*αἷμα*, blood; *φέρειν*, to bear]. An instrument used in the transfusion of blood.

**Hematophthalmia** (*hem-at-off-thal'-me-ah*). See *Hemophthalmia*.

**Hematophyte** (*hem'-at-o-fit*) [*αἷμα*, blood; *φυτόν*, a plant]. A vegetable organism, such as a bacillus, living in the blood.

**Hematopinax** (*hem-at-op'-in-aks*) [*αἷμα*, blood; *πίναξ*, tablet: *pl.*, *Hematopinaces*]. A blood-plaque.

**Hematopisis** (*hem-at-op'-is-is*) [*αἷμα*, blood; *πίνειν*, to drink]. 1. The drinking of blood. 2. A morbid collection of blood in any cavity of the body.

**Hematopisy** (*hem-at-op'-is-ē*). See *Hematopisis*.

**Hematoplanesis** (*hem-at-o-plan-e'-sis*) [*αἷμα*, blood; *πλάνησις*, wandering]. See *Hematoplania*.

**Hematoplania** (*hem-at-o-pla'-ne-ah*) [*αἷμα*, blood; *πλάνη*, a wandering]. Vicarious or aberrant course or flow of the blood.

**Hematoplasma** (*hem-at-o-plaz'-mah*) [*αἷμα*, blood; *πλάσμα*, plasma]. The plasma of the blood.

**Hematoplast** (*hem'-at-o-plast*). Same as *Hematoblast*.

**Hematoplastic** (*hem-at-o-plas'-tik*) [*αἷμα*, blood; *πλαστικός*, plastic]. Blood-forming.

**Hematoplethora** (*hem-at-o-pleth'-or-ah*). Synonym of *Plethora*.

**Hematopoiesis** (*hem-at-o-poi-e'-sis*) [*αἷμα*, blood; *ποιεῖν*, to make]. The making of blood. See *Hematosis*.

**Hematopoietic** (*hem-at-o-poi-et'-ik*) [*αἷμα*, blood; *ποιεῖν*, to make]. Relating to or forwarding the processes of blood-making.

**Hematoporphyrin** (*hem-at-o-por'-fe-rin*) [*αἷμα*, blood; *πόρφυρος*, purple],  $C_{68}H_{74}N_8O_{12}$ . Iron-free hematin, a metabolic decomposition-product of hemoglobin.

It is produced by dissolving hematin in concentrated  $H_2SO_4$ . It occurs occasionally in urine and in eggshells of certain birds. See *Polyperyrthrin*.

**Hematoporphyrinuria** (*hem'-at-o-por'-fe-rin-u'-re-ah*) [*áiμα*, blood; *πόρφυρος*, purple; *οὖρον*, urine]. The presence of hematoporphyrin in the urine.

**Hematoporphyrinoidin** (*hem-at-o-por-fir-oid-in*) [*áiμα*, blood; *πόρφυρος*, purple]. A substance similar in origin and character to hematoporphyrin, but less soluble. Like hematoporphyrin, it is sometimes found in the urine.

**Hematoposia** (*hem-at-o-po'-ze-ah*) [*áiμα*, blood; *πίσις*, a drinking]. Blood-drinking as a therapeutic measure; hematoposis.

**Hematopsia** (*hem-at-op'-se-ah*) [*áiμα*, blood; *ὤψ*, eye]. An extravasation of blood in the subconjunctival tissues of the eye.

**Hematoptysis** (*hem-at-op'-tis-is*). Same as *Hemoptysis*.

**Hematorrhachis** (*hem-at-or'-ak-is*) [*áiμα*, blood; *ράχις*, spine]. Hemorrhage within the vertebral canal.

**Hematorrhea** (*hem-at-or'-e-ah*) [*áiμα*, blood; *ροία*, a flow]. A copious passive flow or discharge of blood; a hemorrhage.

**Hematorrhosis** (*hem-at-or'-o-sis*) [*áiμα*, blood; *ὀρός*, serum]. Separation of the serum of the blood.

**Hematosac** (*hem'-at-o-sak*) [*áiμα*, blood; *saccus*, a bag]. A blood-cyst.

**Hematosalpinx** (*hem-at-o-sal'-pinks*) [*áiμα*, blood; *σάλπιγξ*, a trumpet]. A hemorrhagic distention or obstruction of a Fallopian tube.

**Hematoschoecle** (*hem-at-os'-ke-o-sel'*) [*áiμα*, blood; *δσχεον*, scrotum; *κήλη*, tumor]. A hemorrhagic tumor or distention of the scrotum.

**Hematoscope** (*hem'-at-o-skōp*) [*áiμα*, blood; *σκοπεῖν*, to inspect]. A modified form of, or an attachment to, the spectroscopic, for use in examination of blood.

**Hematoscopy** (*hem-at-os'-ko-pe*) [*áiμα*, blood; *σκοπεῖν*, to inspect]. Spectroscopic examination of the blood and blood-discs.

**Hematose** (*hem'-at-ōs*) [*áiμα*, blood]. Full of blood.

**Hematosepsis** (*hem-at-o-sep'-sis*). See *Septicemia*.

**Hematosin** (*hem-at-o'-sin*). See *Hematin*.

**Hematosis** (*hem-at-o'-sis*) [*αἱματοσις*; *áiμα*, blood]. 1. The process of the formation of blood and the development of blood-corpuscles. 2. The arterialization of the blood.

**Hematospectroscope** (*hem-at-o-spek'-tro-skōp*) [*áiμα*, blood; *spectrum*, an image; *σκοπεῖν*, to view]. A spectroscopic adapted for use in the study of the blood.

**Hematospermia** (*hem-at-o-sper'-me-ah*) [*áiμα*, blood; *σπέρμα*, seed]. The discharge of bloody semen.

**Hematospongus** (*hem-at-o-spun'-gus*) [*áiμα*, blood; *σπόγγος*, sponge]. Medullary sarcoma.

**Hemathorax** (*hem-at-o-tho'-raks*). See *Hemothorax*.

**Hematotoxic** (*hem-at-oks'-ik*) [*áiμα*, blood; *τοξικόν*, a poison]. Pertaining to a poisoned or impure condition of the blood.

**Hematotoxin** (*hem-at-oks'-tōi*) [*áiμα*, blood; *τοξικόν*, poison]. Any blood-poison or poisonous principle developed in the blood.

**Hematoxylin** (*hem-at-oks'-il-in*) [*áiμα*, blood; *ξύλον*, wood],  $C_{16}H_{14}O_6$ . The coloring-matter of logwood; it is very soluble in water and alcohol, and crystallizes in yellowish prisms with  $2H_2O$ . It dissolves in alkalis with a violet-blue color. It is a valuable stain in microscopy. See *Pigments*, *Conspectus of*. **H.**, *Delafield's*. See *Stains*, *Table of*. For other hematoxylin stains, including Böhmer's, Kleinenberg's, Mayer's, Friedlander's and Cook's, see *Stains*, *Table of*.

**Hematoxylon** (*hem-at-oks'-il-on*) [*áiμα*, blood; *ξύλον*,

wood]. Logwood. The heart-wood of *H. campechianum*; it occurs as dark brown raspings or a coarse powder, and contains tannic acid and a coloring-principle, *hematoxylin*,  $C_{16}H_{14}O_6$ , that becomes grayish-red by the action of light. It is a mild astringent. **H.**, *Ext. Dose* gr. v-xx. **H.**, *Decoctum*, strength 1 to 17. *Dose* 3j-ij. *Unof.*

**Hematozoic** (*hem-at-o-zo'-ik*) [*áiμα*, blood; *ζῶον*, an animal]. Pertaining to a hematozoön.

**Hematozoön** (*hem-at-o-zo'-on*) [*áiμα*, blood; *ζῶον*, animal; *pl.*, *Hematozoa*]. Any living organism or animal in the blood.

**Hematozymotic** (*hem-at-o-zi-mot'-ik*) [*áiμα*, blood; *ζύμη*, leaven]. Relating to a blood-ferment, or to fermentation in the blood of a living organism.

**Hematuresis** (*hem-at-u-re'-sis*) [*áiμα*, blood; *οὖρον*, urine]. The passage of bloody urine.

**Hematuria** (*hem-at-u'-re-ah*) [*áiμα*, blood; *οὖρον*, urine]. Hematuritis. Blood in the urine. It may be due to injury, local disease, general disorder, or the presence of entozoa. When only the coloring-matter of the blood is found in the urine, it is termed *hemoglobinuria* or *hematurinuria*. The color of the urine in hematuria varies from bright-red to a dingy, smoky color, or to merely a tinging of the urine. The urine may be examined for blood-corpuscles by means of the microscope; the presence of blood may be demonstrated by the spectroscopic. *Almen's*, or the *guaiacum test*, or *Heller's test* may be made. See *Tests*, *Table of*. **H.**, *Intermittent*, that form due to malarial poisoning. **H.**, *Paroxysmal*. Same as *H.*, *Intermittent*.

**Hemautogram** (*hem-aw'-to-gram*) [*áiμα*, blood; *αὐτός*, self; *γράμμα*, a tracing]. The tracing made in hemautography.

**Hemautograph** (*hem-aw'-to-graf*). Same as *Hemautogram*.

**Hemautography** (*hem-aw-to-graph'-ra-fe*) [*áiμα*, blood; *αὐτός*, self; *γράφειν*, to write]. The tracing of the pulse-curve by the jet of blood from a divided artery caught upon paper drawn in front of it.

**Hemeralopia** (*hem-er-al-o'-pe-ah*) [*ἡμέρα*, day; *ὤψ*, eye]. Day-vision or night-blindness; a symptom of pigmentary degeneration of the retina, failure of general nutrition, etc. Vision is good by day or in a strong light, but fails at night. See also *Nyctalopia*.

**Hemeraphonia** (*hem-er-af-o'-ne-ah*) [*ἡμέρα*, day; *ἄ*, priv.; *φωνή*, voice]. Loss of voice during the day, with return of the power of phonation at night.

**Hemerythrin** (*hem-er'-ith-rin*) [*áiμα*, blood; *ἐρυθρός*, red]. The pigment found by Krukenberg in the blood of *Sipunculus nudus*.

**Hemerythrogen** (*hem-er-ith'-ro-gen*) [*áiμα*, blood; *ἐρυθρός*, red; *γενής*, producing]. The chromogen of *hemerythrin*.

**Hemi-** (*hem'-e-*) [*ἡμι*, half]. A prefix, meaning one-half. In anatomy and physiology it is applied to one of the two lateral halves of the body.

**Hemiablepsia** (*hem-e-ab-lep'-se-ah*) [*ἡμι*, half; *ἄβλεψία*, blindness]. See *Hemianopsia*.

**Hemiacephalus** (*hem-e-ah-sef'-al-us*) [*ἡμι*, half; *ἄ*, priv.; *κεφαλή*, head]. A variety of omphalositic monsters of the species *Paracephalus*. It is the lowest grade of development in paracephalus, closely approaching true acephalus.

**Hemiachromatopsia** (*hem-e-ah-kro-mat-op'-se-ah*) [*ἡμι*, half; *ἄ*, priv.; *χρῶμα*, color; *ὄψις*, vision]. Subnormal or absent color-vision in corresponding halves of the field of vision.

**Hemialbumin** (*hem-e-al'-bu-min*). See *Anti-albumin*.

**Hemialbuminose** (*hem-e-al-bu'-min-ōs*). The same as *Hemialbumose*.



**Hemialbumose** (*hem-e-al'-bu-mōs*) [*hmu*, half; *albumen*, the white of egg]. The most characteristic and most frequently obtained by-product of proteid zymolysis. It is the forerunner of hemipeptone. It is frequently found in the urine, and occurs normally in the marrow of bones and in cerebro-spinal fluid. See *Peptones*.

**Hemialbumosuria** (*hem-e-al-bu-mōs-u'-re-ah*). Same as *Propeptonuria*.

**Hemialgia** (*hem-e-al'-je-ah*) [*hmu*, half; *άλγος*, pain]. Unilateral neuralgia.

**Hemianalgesia** (*hem-e-an-al-je'-se-ah*) [*hmu*, half; *άν* priv.; *άλγος*, pain]. Insensibility to pain throughout one lateral half of the body and limbs.

**Hemianasarca** (*hem-e-an-as-ar'-kah*) [*hmu*, half; *άν*, through; *σάρξ*, flesh]. Edema of one-half of the body.

**Hemianesthesia** (*hem-e-an-es-the-ze'-ah*) [*hmu*, half; *άναισθησία*, want of feeling]. Partial or complete loss of the sense of feeling in a lateral half of the body.

**Hemianopia** (*hem-e-an-o'-pe-ah*). See *Hemianopsia*.

**Hemianopsia** (*hem-e-an-op'-se-ah*) [*hmu*, half; *άν*, priv.; *ὄψις*, sight]. Blindness in one-half of the visual field. It may be bilateral (binocular) or monolateral (monocular or unocular), according as it affects one or both eyes. **H.**, **Binasal**, due to anesthesia of the temporal halves of the retina, the nasal fields thereby failing to be visible. **H.**, **Bitemporal**, the reverse of the last. **H.**, **Crossed** or **Heteronymous**, a general term for either binasal or bitemporal hemianopsia. **H.**, **Homonymous**, right, or left, the most common form, affecting the inner half of one field and the outer of the other. **H.**, **Inferior** and **Superior**, the upper or lower halves of the retina are insensitive.

**Hemianoptic** (*hem-e-an-op'-tik*) [*hmu*, half; *άν*, priv.; *ὄψις*, sight]. Affected with hemianopsia.

**Hemiataxia** (*hem-e-at-aks'-e-ah*) [*hmu*, half; *ά*, priv.; *τάξις*, order]. Inability to produce orderly or systematic movements on one side of the body.

**Hemiathetosis** (*hem-e-ath-et-o'-sis*) [*hmu*, half; *ἀθετος*, without fixed position]. A term for athetosis or involuntary rhythmic movements of one side of the body only.

**Hemiatrophy** (*hem-e-at'-ro-fe*) [*hmu*, half; *ἀτροφία*, lack of nourishment]. Imperfect or impaired nutrition confined to one side of the body.

**Hemiazygous** (*hem-e-as'-ig-us*) [*hmu*, half; *ά*, priv.; *ζυγός*, a yolk]. Partially paired; imperfectly azygous. **H.** **Veins**. See *Vein*.

**Hemibranchiate** (*hem-e-brang'-ke-āt*) [*hmu*, half; *βράγχια*, gills]. In biology, having an incomplete branchial apparatus.

**Hemic** (*hem'-ik*) [*ahmu*, blood]. Pertaining to the blood; hemal.

**Hemicardia** (*hem-e-kar'-de-ah*) [*hmu*, half; *καρδία*, heart]. Half of a four-chambered heart.

**Hemicarp** (*hem'-e-karp*) [*hmu*, half; *καρπός*, fruit]. In biology, one of the separable carpels of a dicarpellary fruit.

**Hemicatalepsy** (*hem-e-kat'-al-ep-se*) [*hmu*, half; *καταληψία*, catalepsy]. Catalepsy affecting only one lateral half of the subject.

**Hemicentrum** (*hem-e-sen'-trum*) [*hmu*, half; *κέντρον*, center]. Either one of the two lateral elements of the centrum of a vertebra.

**Hemicephalia** (*hem-e-sef'-le-ah*). Synonym of *Hemicrania*.

**Hemicephalus** (*hem-e-sef'-al-us*) [*hmu*, half; *κεφαλή*, head]. A monster fetus in which the cerebral hemispheres and skull are absent or undeveloped. It is a synonym of *Anencephalus*.

**Hemicerebrum** (*hem-e-ser'-e-brum*) [*hmu*, half; *cerebrum*, cerebrum]. A cerebral hemisphere.

**Hemichordate** (*hem-e-kor'-dāt*) [*hemi*, half; *chorda*, a string]. In biology, of or pertaining to such animal forms as are intermediate between the *Chordata* and the *Achordata*, e.g., *Balanoglossus*.

**Hemichorea** (*hem-e-ko-re'-ah*) [*hmu*, half; *χορεία*, chorea, dance]. Unilateral chorea; a form of chorea in which the convulsive movements are confined to one side of the body only.

**Hemicollin** (*hem-e-kol'-in*) [*hmu*, half; *κόλλα*, glue],  $C_{47}H_{70}N_{14}O_{19}$ . A peptone-like substance derived from collagen. It is soluble in 70-80 per cent. alcohol, and is not precipitable by platinum tetrachloride.

**Hemicrania** (*hem-e-kra'-ne-ah*) [*hmu*, half; *κράνιον*, head]. Neuralgia or headache of one-half of the head. See *Migraine*.

**Hemicranic** (*hem-e-kra'-nik*) [*hmu*, half; *κράνιον*, skull]. Pertaining to half the skull. **H.** **Equivalents**, a name given to isolated symptoms—flitting scotomata, vomiting, vaso-motor disturbances, etc.—in cases of aborted migraine.

**Hemicyclic** (*hem-e-si'-klik*) [*hmu*, half; *κύκλος*, a circle]. In biology, having certain of the floral organs arranged in whorls, and others in a spiral.

**Hemidesmus** (*hem-e-des'-mus*) [*hmu*, half; *δεσμός*, a band]. Indian sarsaparilla. The dried root of *H. indicus*, imported from India. It is a tonic, alterative, diaphoretic, and diuretic. **H.**, **Syr.** (B.P.). Dose 3j.

**Hemidiaphoresis** (*hem-e-di-af-or-e'-sis*) [*hmu*, half; *διαφύρσις*, sweating]. Sweating of one lateral half of the body only.

**Hemidrosis** (*hem-id-ro'-sis*). See *Hematidrosis*.

**Hemidysesthesia** (*hem-e-dis-es-the'-ze-ah*) [*hmu*, half; *δυσ*, difficult; *αίσθησις*, sensation]. Enfeebled or dulled sensation in a lateral half of the body, or in half of one of the organs of sense.

**Hemidystrophia** (*hem-e-dis-tro'-fe-ah*) [*hmu*, half; *δυσ*, ill; *τροφή*, nourishment]. In biology, the state of being imperfectly nourished.

**Hemi-elastin** (*hem-e-e-las'-tin*). See *Proto-elastose*.

**Hemielytrum, Hemielytron** (*hem-e-el'-it-rum, -tron*) [*hmu*, half; *ἐλυτρον*, a sheath: *πλ.*, *Hemielytra*]. One of the fore-wings of hemipterous and heteropterous insects, or one of the dorsal scales of certain marine annelids, as in *Hermioni*.

**Hemiencephalon** (*hem-e-en-sef'-al-on*) [*hmu*, half; *ἐγκέφαλος*, brain]. Either lateral half of the brain.

**Hemiencephalus** (*hem-e-en-sef'-al-us*) [*hmu*, half; *ἐγκέφαλος*, brain]. A monstrosity without organs of sense, but possessing otherwise a nearly normal brain.

**Hemiepilepsy** (*hem-e-ep'-il-ep-se*) [*hmu*, half; *ἐπιληψία*, epilepsy]. A form of epilepsy in which the convulsions are confined to one lateral half of the body.

**Hemiformix** (*hem-e-for'-niks*) [*hmu*, half; *fornix*, an arch, vault]. A name used to designate the irregular, elongated portion of either paracelian floor, composed of hippocamp, fimbria, and forniculum.

**Hemigamous** (*hem-ig'-am-us*) [*hmu*, half; *γάμος*, marriage]. In biology, applied to grasses in which one floret is neuter and the other male or female.

**Hemiglossitis** (*hem-e-glos-i'-tis*) [*hmu*, half; *γλῶσσα*, tongue; *τις*, inflammation]. Inflammation of one-half of the tongue only. A definite nodule or lump may be present in the substance of the tongue.

**Hemignathous** (*hem-ig'-na-thus*) [*hmu*, half; *γνάθος*, jaw]. In biology, applied to such birds as have one mandible shorter than the other.

**Hemihidrosis** (*hem-e-hid-ro'-sis*) [*hmu*, half; *ιδρώς*, sweat]. The same as *Hemidiaphoresis*.

**Hemihyperesthesia** (*hem-e-hi-per-es-the'-ze-ah*) [*hmu*, half; *ὑπέρ*, over; *αίσθησις*, sensation]. Hyperesthesia confined to one lateral half of the body.

**Hemihypertrophy** (*hem-e-hi-per'-tro-fē*) [*ἡμι*, half; *ὑπέρ*, over; *τροφή*, nourishment]. Hypertrophy of half of the body.

**Hemihyesthesia** (*hem-e-hi-pes-the'-ze-ah*) [*ἡμι*, half; *ὑπό*, under; *αἴσθησις*, perception]. Impairment of sensibility in one lateral half of the body.

**Hemilethargy** (*hem-e-leth'-ar-jē*) [*ἡμι*, half; *ληθαργία*, lethargy]. A state of partial lethargy.

**Hemimelus** (*hem-im'-el-us*) [*ἡμι*, half; *μέλος*, limb]. An ectomelic monstrosity having deficient or atrophied forearms, legs, feet, and hands, and normal arms and thighs.

**Hemimetaboly** (*hem-e-met-ab'-o-le*) [*ἡμι*, half; *μεταβολή*, transformation]. In biology, incomplete or imperfect metamorphosis; hemimetamorphosis.

**Hemimetamorphosis** (*hem-e-met-am-or'-fo-sis*) [*ἡμι*, half; *μεταμόρφωσις*, transformation]. In biology, incomplete metamorphosis; hemimetaboly.

**Hemimythasthenia** (*hem-e-mi-as-the'-ne-ah*) [*ἡμι*, half; *μῦς*, muscle; *ἀσθενία*, weakness]. Myasthenia of one lateral half of the body.

**Hemimyoclonus** (*hem-e-mi-ok'-lo-nus*) [*ἡμι*, half; *μῦς*, muscle; *κλόνος*, commotion]. Clonic spasm of the muscles of one lateral half of the body.

**Hemin** (*hem'-in*) [*αἷμα*, blood],  $C_{34}H_{35}N_4FeO_5 \cdot HCl$ . Teichmann's crystals, or hydrochlorid of hematin. A doubly-refractive pleochromatic crystalline substance derived from blood. It is obtained by heating under a cover-slip, a drop of fresh blood on a glass-slide with a little glacial acetic acid. In the case of blood that has been dried, or in old blood-clot or stain, the resi-



HEMIN CRYSTALS.

1. Human. 2. Seal. 3. Calf. 4. Pig. 5. Lamb. 6. Pike. 7. Rabbit.

due should be powdered as finely as possible with a trace of NaCl. Some of this powder is then placed on a slide and glacial acetic acid added, and heat carefully applied. The crystals are dark-brown or black, elongated rhombic plates and prisms belonging to the triclinic system; they are insoluble in water, alcohol, ether, chloroform, or dilute acids.

**Hemineurasthenia** (*hem-e-nu-ras-the'-ne-ah*) [*ἡμι*, half; *νεῦρον*, a nerve; *ἀσθενία*, weakness]. Neurasthenia peculiar to one lateral half of the body.

**Hemiopia** (*hem-e-ōp'-e-ah*) [*ἡμι*, half; *ὤψ*, eye]. The older term for hemianopsia. Hemiopia refers to the seeing-half of the retina, hemianopsia to that part of the field not seen.

**Hemiopsia, Hemiopy** (*hem-e-ōp'-se-ah*, *hem'-e-ōp-e*). See *Hemiopia*.

**Hemipagus** (*hem-ip'-ag-us*) [*ἡμι*, half; *πηγνύναι*, to unite]. A monomphalic monstrosity united by the thoraces, and with a common mouth.

**Hemiparaplegia** (*hem-e-par-ap-le'-je-ah*) [*ἡμι*, half; *παραπληγία*, paralysis of the limbs]. Paralysis of a lower limb on one side only.

**Hemiparesis** (*hem-e-par'-es-is*) [*ἡμι*, half; *πάρεσις*, im-

pairment of strength]. Paresis, or weakening of the strength on one side of the body only.

**Hemiparesthesia** (*hem-e-par-es-the'-ze-ah*) [*ἡμι*, half; *παρά*, beside; *αἴσθησις*, sensation]. Numbness or paresthesia of one lateral half of the body.

**Hemiparetic** (*hem-e-par-et'-ik*) [*ἡμι*, half; *πάρεσις*, impairment of strength]. Affected with hemiparesis.

**Hemi-peptone** (*hem-e-pep'-tōn*). See *Peptones*.

**Hemiphalacrosis** (*hem-e-fal-ak-ro'-sis*) [*ἡμι*, half; *φαλάκρωσις*, baldness]. Baldness affecting one lateral half of the head.

**Hemiphonia** (*hem-e-fo'-ne-ah*) [*ἡμι*, half; *φωνή*, voice]. Speech having the characteristics of half-voice, half-whisper; used by patients in great weakness and exhaustion.

**Hemipinic Acid** (*hem-e-pin'-ik*). See *Acid*.

**Hemiplegia** (*hem-e-ple'-je-ah*) [*ἡμι*, half; *πληγή*, stroke]. Paralysis of one side of the body, due usually to a lesion of some part of the corpus striatum and internal capsule, of the crus cerebri, or of the cortex or subcortex of the opposite side of the brain. **H.**, **Alternate**, paralysis of the facial muscles upon one side, with paralysis of the trunk and extremities upon the opposite side of the body. **H.**, **Bilateral Spastic**. See *Paraplegia, Infantile Spasmodic*. **H.**, **Cerebral**, the ordinary form first described. **H.**, **Crossed**. Same as *H.*, *Alternate*. **H.**, **Facial**, motor paralysis of one side of the face. **H.**, **Hephestic**, from the use of the hammer by smiths, a form of occupation neurosis. **H.**, **Spastic**, a form occurring in infants, in which the affected extremities are subject to convulsive twitchings. **H.**, **Spinal**, paralysis of one side or of the whole body, with loss of sensation of the opposite side. It is due to disease of the spinal cord.

**Hemiplexia** (*hem-e-pleks'-e-ah*). Same as *Hemiplegia*.

**Hemiprosoplegia** (*hem-e-pro-so-ple'-je-ah*) [*ἡμι*, half; *πρόσωπον*, face; *πληγή*, stroke]. Paralysis of one side of the face.

**Hemiprotein** (*hem-e-pro'-te-in*). See *Antialbumate*.

**Hemipterous** (*hem-ip'-ter-us*) [*ἡμι*, half; *πτερόν*, wing]. In biology, applied to certain insects that have the fore-wings partly membranous and partly coriaceous or chitinous.

**Hemirheumatism** (*hem-e-ru'-mat-izm*) [*ἡμι*, half; *ρευματισμός*, liability to rheum]. Rheumatism confined to one lateral half of the body.

**Hemisection** (*hem-e-sek'-shun*) [*ἡμι*, half; *sectio*, a cutting]. Bisection; chiefly applied to division into two lateral halves. See *Medisection*.

**Hemiseptum** (*hem-e-sep'-tum*) [*ἡμι*, half; *septum*, a partition]. The lateral half of a septum, as of the heart; the lateral half of the septum lucidum.

**Hemispasm** (*hem'-e-spazm*) [*ἡμι*, half; *σπασμός*, a spasm]. A spasm or convulsive movement affecting only one side of the body.

**Hemisphere** (*hem'-is-fer*) [*ἡμι*, half; *σφαῖρα*, a ball]. Half a sphere. **H.**, **Cerebellar**, either lateral half of the cerebellum. **H.**, **Cerebral**, either lateral half of the cerebrum.

**Hemisystole** (*hem-e-sis'-to-le*) [*ἡμι*, half; *συστολή*, a contraction]. A peculiar kind of irregular action of the heart-muscle, in which, with every two beats of the heart, only one beat of the pulse is felt.

**Hemiterata** (*hem-it-er-at'-ah*) [*ἡμι*, half; *τέρας*, monster]. A class of malformations, including all human bodies presenting any abnormality of development, not grave enough to be called monstrous, nor of the specific character to be classed as heterotaxic or hermaphroditic.

**Hemiteratic** (*hem-it-er-at'-ik*) [*ἡμι*, half; *τέρας*, a monster]. Pertaining to *Hemiterata*.



**Hemitis** (*hem-i'-tis*) [*αἷμα*, blood; *ιτις*, inflammation].

A condition of the blood associated with inflammation.

**Hemitriteus** (*hem-it-rit-e'-us*) [*ἡμι*, half; *τρις*, three]. The semi-tertian form of ague.

**Hemitropous** (*hem-i'-ro-pus*) [*ἡμι*, half; *τροπή*, a turning over]. In biology, amphitropous; half anatropous; applied to the plant-embryo when much curved.

**Hemizonia** (*hem-iz-o'-ne-ah*) [*ἡμι*, half; *ζώνη*, girdle].

A genus of composite-flowered herbs and shrubs, of which some 19 species are Californian; they are called tar-weeds and resin-weeds. They are generally strongly fragrant, resinous plants, locally esteemed for their balsamic qualities. Unof.

**Hemlock** (*hem'-lok*). See *Conium*. **H.-bark**, a bark used in the manufacture of leather. It is taken from *Abies canadensis* of Canada and the United States, and contains nearly fourteen per cent. of tannin. It is said to produce a leather harder than oak-bark, but which is less pliable and more pervious to water. **H.-extract**, a strongly astringent, solid extract of hemlock-bark, *q. v.* It is principally employed in the arts. **H. Spruce**. See *Abies*.

**Hemo-** (*hem'-o*) [*αἷμα*, blood]. A prefix denoting blood.

**Hemocelum** (*hem-o-se'-lum*) [*αἷμα*, blood; *κοιλία*, a cavity]. A blood-cyst.

**Hemochromogen** (*hem-o-kro'-mo-jen*) [*αἷμα*, blood; *χρῶμα*, color; *γενής*, producing]. An excretory pigment of certain invertebrates. In some beetles it has a respiratory function. It is the same as *Enterohematin* and *Helicorubin*.

**Hemochromometer** (*hem-o-kro-mom'-et-er*) [*αἷμα*, blood; *χρῶμα*, color; *μέτρον*, measure]. Colorimeter; an instrument for estimating the amount of oxyhemoglobin in the blood, by comparing a solution of the blood with a standard solution of picrocarmine of ammonia.

**Hemochyle** (*hem'-o-kyl*) [*αἷμα*, blood; *χυλός*, juice]. The blood-lymph of vertebrates.

**HemocrySTALLIN** (*hem-o-kris'-tal-in*). See *Hemoglobin*.

**Hemocyanin** (*hem-o-si'-an-in*) [*αἷμα*, blood; *κύανος*, blue],  $C_{867}H_{1363}N_{228}CuS_4O_{258}$  (Griffiths). A blue proteid pigment, having a very constant percentage composition. It is analogous to hemoglobin, but contains copper instead of iron, and forms the chief constituent in the blood of many invertebrates, in which it acts as the carrier of oxygen.

**Hemocyne** (*hem'-o-sin*) [*αἷμα*, blood; *κύων*, κυνός, dog]. The serum of dogs' blood.

**Hemocyte** (*hem'-o-sit*) [*αἷμα*, blood; *κύτος*, a cell]. One of the protistan organisms found in the blood of man and animals, *e. g.*, the parasite of malarial fever, as studied by Laveran, Celli, Machiavava, Golgi, Councilman, Osler, and Pfeiffer. See *Parasites (Animal) Table of*.

**Hemocytolysis** (*hem-o-si-to'-ly-sis*) [*αἷμα*, blood; *κύτος*, cell; *λύειν*, to unloose]. The dissolution of blood-corpuscles by means of heat.

**Hemocytometer** (*hem-o-si-to-m'-et-er*) [*αἷμα*, blood; *κύτος*, a cell; *μέτρον*, a measure]. A device for estimating the number of corpuscles in the blood.

The instrument of Gowers, illustrated below, and that of Thoma are those most frequently employed.

**Hemocytotrypsis** (*hem-o-si-to-trip'-sis*) [*αἷμα*, blood; *κύτος*, cell; *τρίβειν*, to rub]. The breaking up of blood-corpuscles under strong pressure.

**Hemodiapedesis** (*hem-o-di-ap-ed-e'-sis*) [*αἷμα*, blood; *διαπήδησις*, an oozing through]. The transudation of blood through the skin.

**Hemodromograph** (*hem-o-dro'-mo-graf*). Same as *Hemotachometer*.

**Hemodromometer** (*hem-o-dro-mom'-et-er*). See *Hemadromometer*.

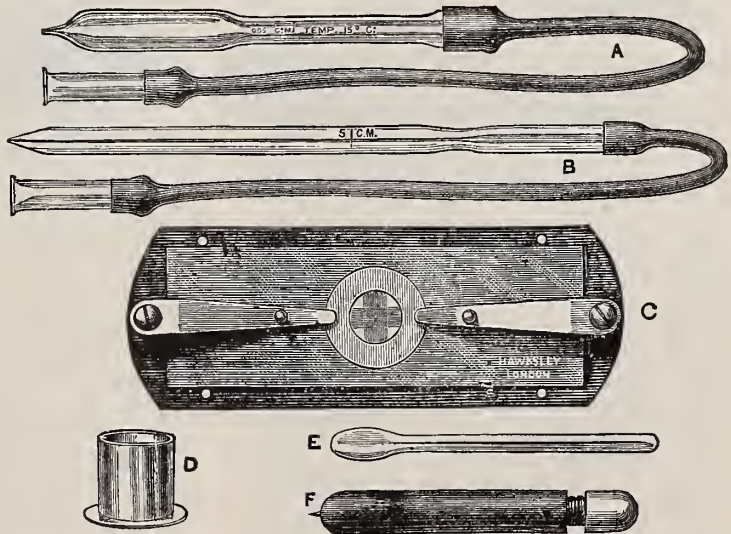
**Hemodynamometer** (*hem-o-di-nam-om'-et-er*). See *Hemadynamometer*.

**Hemogallol** (*hem-o-gal'-ol*) [*αἷμα*, blood; *galla*, gall-nut]. A proprietary substance occurring as a brownish-red powder, and formed by oxidizing the hemoglobin of the blood by pyrogallol. It is used in anemia in doses of gr. iss-viiss. Unof.

**Hemogastric** (*hem-o-gas'-trik*) [*αἷμα*, blood; *γαστήρ*, stomach]. Pertaining to blood in the stomach.

**Hemogenesis** (*hem-o-jen'-es-is*) [*αἷμα*, blood; *γένεσις*, generation]. The formation of blood.

**Hemogenic** (*hem-o-jen'-ik*) [*αἷμα*, blood; *γένεσις*, generation]. Pertaining to the formation of blood; blood-producing.



GOWERS' HEMOCYTOTOMETER.

A. Pipet for measuring the diluted solution. B. Capillary tube for measuring the blood. C. Cell with divisions on the floor, mounted on a slide. D. Vessel in which the dilution is made. E. Glass stirrer. F. Guarded spear-pointed needle.

**Hemoglobin** (*hem-o-glo'-bin*) [*αἷμα*, blood; *globus*, a round body]. Hematogloblin, HemocrySTALLIN. A doubly-refractive, pleochromatic colloid or crystalline matter, existing in the corpuscles of the blood, and to which their red color is due. In man the amount is 13.77 per cent., in woman 12.59 per cent., reduced by pregnancy to from 9 to 12 per cent. It is an oxygen-carrier or respiratory pigment. The crystals of hemoglobin have a dark-red appearance with a strong purple or bluish tint; they are very soluble in water.

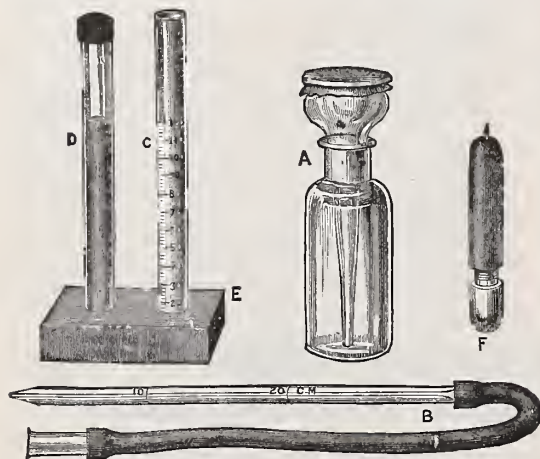
**Hemoglobinemia** (*hem-o-glo-bin-e'-me-ah*) [*αἷμα*, blood; *globus*, a round body; *αἷμα*, blood]. A condition in which the hemoglobin is dissolved out of the red corpuscles, probably as the result of the destruction of the latter, and is held in solution in the serum. The blood is "lake"-colored. It occurs in some in-

fectious diseases, and after injecting certain substances into the blood.

**Hemoglobiniferous** (*hem-o-glo-bin-if'-er-us*) [*αἷμα*, blood; *globus*, a round body; *ferre*, to bear]. Yielding or carrying hemoglobin.

**Hemoglobinocholia** (*hem-o-glo-bin-o-ko'-le-ah*) [*αἷμα*, blood; *globus*, a round body; *χολή*, bile]. The presence of hemoglobin in the bile.

**Hemoglobinometer** (*hem-o-glo-bin-om'-et-er*) [*αἷμα*, blood; *globus*, a round body; *μέτρον*, a measure]. An instrument for the quantitative estimation of hemo-



GOWERS' HEMOGLOBINOMETER.

A. Pipet-bottle for distilled water. B. Capillary pipet. C. Graduated tube. D. Closed tube containing standard dilution. F. Lancet for pricking the finger.

globin by comparing the color of a solution of blood of unknown with a color of a known valuation.

**Hemoglobinuria** (*hem-o-glo-bin-ur'-e-ah*) [*αἷμα*, blood; *globus*, a round body; *οὖρον*, urine]. The presence of hemoglobin, the red coloring-matter of the blood, in the urine, due either to its solution out of the red corpuscles, or to disintegration of the red corpuscles. It occurs after transfusion of blood, during certain stages of septicemia, and after severe burns. It is unattended with the presence of the corpuscular elements of the blood in the urine, thus differing from hematuria. **Hemoglobin Test:** to a suspected sample add a drop of acetic acid and boil; a red coagulum indicates hemoglobin. See, also, *Almen's Test*, *Hemin*, and *Heller*. **H., Epidemic**, a condition of the newborn marked by jaundice, cyanosis, and nervous symptoms. **H. Intermittent.** See *H., Paroxysmal*. **H., Paroxysmal**, a form characterized by recurring periodic attacks. It is related to cold, and is also closely associated with Raynaud's Disease. **H., Toxic**, that form occurring in consequence of poisoning by various substances, *e. g.*, potassium chlorate.

**Hemoglobulin** (*hem-o-glob'-u-lin*) [*αἷμα*, blood; *globus*, a ball]. Same as *Hemoglobin*.

**Hemoid** (*hem'-oid*) [*αἷμα*, blood; *εἶδος*, likeness]. Having the appearance of, or resembling, blood.

**Hemology** (*hem-ol'-o-je*) [*αἷμα*, blood; *λόγος*, science]. The science treating of the blood.

**Hemolutein** (*hem-o-lu'-te-in*) [*αἷμα*, blood; *luteus*, yellow]. A yellow coloring-matter obtained from corpora lutea.

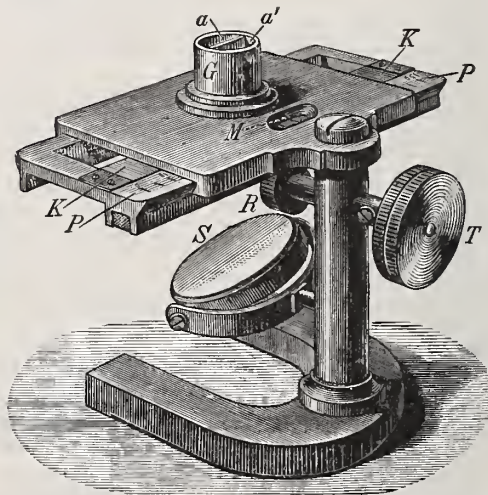
**Hemolymph** (*hem'-o-limf*) [*αἷμα*, blood; *lymph*, clear water]. The blood of the higher invertebrata, containing more albuminoids and less water than the hydrolymph of lower forms. **H. Glands**, a variety

of glands which, according to W. F. Robertson, are a kind of cross between the hemogenic glands (*e. g.* the spleen) and the lymphatic glands. The small prevertebral glands are examples.

**Hemolysis** (*hem-ol'-is-is*) [*αἷμα*, blood; *λύσις*, solution]. Destruction or breaking-up of the red blood-corpuscles.

**Hemolytic** (*hem-o-lit'-ik*) [*αἷμα*, blood; *λύσις*, solution]. Pertaining to hemolysis.

**Hemometer** (*hem-om'-et-er*) [*αἷμα*, blood; *μέτρον*, measure]. See *Hemoglobinometer*. Also, an appa-



FLEISCHL'S HEMOMETER.

K. Red-colored wedge of glass moved by R. G. Mixing vessel with two compartments *a* and *a'*. M. Table with opening to read off the percentage of hemoglobin on the scale P. T. To move K through R. S. Reflector of plaster-of-Paris.

ratus for ascertaining the amount of hemoglobin in normal or diseased blood.

**Hemometra** (*hem-o-me'-trah*). See *Hematometra*.

**Hemoöphoritis** (*hem-o-off-or-i'-tis*) [*αἷμα*, blood; *ὄν*, egg; *φέρειν*, to bear]. Oöphoritis with hemorrhage.

**Hemopericardium** (*hem-o-per-ik-ar'-de-um*) [*αἷμα*, blood; *περί*, around; *καρδία*, the heart]. An effusion of blood into the pericardial cavity. It is due usually to the bursting of an aneurysm of the aorta, but may also follow rupture of the heart, or the bursting of an aneurysm of one of the coronary arteries.

**Hemophagic** (*hem-o-faj'-ik*) [*αἷμα*, blood; *φαγεῖν*, to eat]. Feeding upon blood; applied to certain animal parasites.

**Hemophagocyte** (*hem-o-fag'-o-sit*) [*αἷμα*, blood; *φαγεῖν*, to eat; *κύτος*, a cell]. Any phagocyte of the blood; a white blood-corpuscle.

**Hemophilia** (*hem-o-fi'-e-ah*) [*αἷμα*, blood; *φιλεῖν*, to love]. The hemorrhagic diathesis; an abnormal tendency to hemorrhage, or ease of bleeding. It usually first appears at about the period of the second dentition, and is most frequent among males. Heredity plays a prominent part in this affection.

**Hemophthalmia** (*hem-off-thal'-me-ah*) [*αἷμα*, blood; *ὀφθαλμός*, eye]. A hemorrhage into the interior of the eye. It may arise from contusion, from iridectomy, or by rupture of a vessel.

**Hemophthalmos** (*hem-off-thal'-mos*) [*αἷμα*, blood; *ὀφθαλμός*, the eye]. Blood in the vitreous chamber characterized by a reddish reflex from the pupil.

**Hemophthisis** (*hem-off'-this-is*) [*αἷμα*, blood; *φθίσις*, wasting]. Anemia dependent upon undue degeneration of the red blood-corpuscles.



**Hemoplasmodium** (*hem-o-plaz-mo'-de-um*) [*αἷμα*, blood; *πλάσμα*, a moulded figure; *εἶδος*, form]. The plasmodium of malaria. See *Parasites (Animal)*, Table of.

**Hemoplastic** (*hem-o-plas'-tik*) [*αἷμα*, blood; *πλάσσειν*, to form]. Same as *Hematoplastic*.

**Hemopneumothorax** (*hem-o-nu-mo-tho'-raks*) [*αἷμα*, blood; *πνεῦμα*, wind; *θώραξ*, the chest]. An effusion of air and blood within the pleura.

**Hemopoiesis** (*hem-o-poi-e'-sis*). See *Hematopoiesis*.

**Hemoptysis** (*hem-op'-tis-is*) [*αἷμα*, blood; *πτύνειν*, to spit]. The spitting of blood. The term is confined usually to the expectoration of blood from the lungs. It may be slight or profuse, and death may result from suffocation. The blood is frothy and bright-red. **H.**, Parasitic. See *Distoma ringeri*.

**Hemorrhodin** (*hem-or-o'-din*) [*αἷμα*, blood; *ρόδον*, a rose]. A rose-colored albuminoid found in the blood of *Aplysia depilans*; it was discovered by L. Cuénot.

**Hemorrhage** (*hem'-or-aj*) [*αἷμα*, blood; *ῥηγνύναι*, to burst forth]. The flowing of blood from wounded or ruptured vessels. **H.**, Accidental, during pregnancy from premature detachment of the placenta when normally situated. **H.**, Capillary, oozing of blood from a wound without a flow from large vessels. **H.**, Collateral, bleeding occurring in the course of acute inflammations. **H.**, Complementary, succeeding upon another hemorrhage that has been cut short. **H.**, Concealed, a variety of accidental hemorrhage in which the bleeding takes place between the ovum and the uterine walls, without escape from the genital tract. **H.**, Consecutive, ensuing some time after injury. **H.**, Critical, occurring at the turning-point of a disease. **H.**, Petechial. See *Purpura*. **H.**, Postpartum, primary, within 24 hours after labor; secondary, after 24 hours. **H.**, Primary, that immediately following any traumatism. **H.**, Secondary, that occurring some time after the traumatism, and usually due to the sloughing of the tissues. **H.**, Unavoidable, from detachment of a placenta previa. **H.**, Vicarious, suppression of the menses with abnormal discharge of blood from some other part of the body than the vagina.

**Hemorrhagic** (*hem-or-a'-jik*) [*αἷμα*, blood; *ῥηγνύναι*, to burst forth]. Relating to or accompanied by hemorrhage. **H.** Diathesis. See *Hemophilia*. **H.** Endometritis. See *Endometritis*. **H.** Infarct. See *Infarct*. **H.** Pneumonia, a form of pneumonia occurring in elderly people and in certain weakened states of the constitution, characterized by the presence of a large amount of blood in the expectoration.

**Hemorrhaphilia** (*hem-or-af-il'-e-ah*) [*αἱμορραγία*, hemorrhage; *φίλος*, loving]. Synonym of *Hemophilia*.

**Hemorrhæa** (*hem-or-e'-ah*) [*αἷμα*, blood; *ῥοία*, a flow]. A hemorrhage; a flow of blood. **H.** ventriculi. See *Hematemesis*.

**Hemorrhelcosis** (*hem-or-el-ko'-sis*) [*αἱμορροίς*, a hemorrhoid; *ἑλκος*, ulceration]. The formation of an ulcer upon a hemorrhoid.

**Hemorrhinia** (*hem-or-in'-e-ah*) [*αἷμα*, blood; *ῥίς*, nose]. Epistaxis; nose-bleed.

**Hemorrhoid** (*hem'-or-oid*) [*αἱμορροῖς*, flowing with blood]. Pile. An enlarged and varicose condition of the vessels in the tissues around the anus, sometimes associated with eversion of the rectal mucous membrane. There is always more or less pain and tenderness, with discomfort in sitting. Hemorrhoids are caused by sedentary habits, constipation, obstruction to the portal circulation, or violent purging. **H.**, External, situated without the sphincter ani. **H.**, Internal, within the anal orifice.

**Hemorrhoidal** (*hem-or-oi'-dal*) [*αἱμορροῖς*, flowing with blood]. Pertaining to or affected with hemorrhoids.

**Hemoscope** (*hem'-o-skōp*). Same as *Hematoscope*.

**Hemosialemesia** (*hem-o-si-al-em'-es-is*) [*αἷμα*, blood; *σάλιν*, saliva; *ἐμείν*, to vomit]. A form of vomiting sometimes observed in hysterical women with dysmenorrhea, the vomited matter consisting largely of saliva and a small quantity of blood, in addition to the ordinary contents of the stomach.

**Hemosiderin** (*hem-o-sid'-er-in*) [*αἷμα*, blood; *σίδηρος*, iron]. Neumann's name for a pigment often found in extravasations and thrombi with hematin, but differing from the latter in containing iron.

**Hemospasia** (*hem-o-spa'-ze-ah*) [*αἷμα*, blood; *σπάειν*, to draw]. The drawing of blood to a part; derivative action; the process of dry-cupping, especially when thoroughly carried out.

**Hemospastic** (*hem-o-spas'-tik*) [*αἷμα*, blood; *σπάειν*, to draw]. Effecting or pertaining to hemospasia.

**Hemostasia**, or **Hemostasis** (*hem-o-sta'-se-ah*, or *hem-os'-tas-is*) [*αἷμα*, blood; *στάσις*, a standing]. 1. Stagnation of the blood-current. 2. Arrest of a flow of blood.

**Hemostatic** (*hem-o-stat'-ik*) [*αἷμα*, blood; *στατικός*, stationary]. Having the power to arrest hemorrhage. Also, an agent or remedy that arrests or restrains bleeding.

**Hemostatics** (*hem-o-stat'-iks*). See *Hemastatics*.

**Hemotachometer** (*hem-o-tak-om'-et-er*) [*αἷμα*, blood; *τάχος*, swiftness; *μέτρον*, a measure]. An instrument for measuring the rate of flow of arterial blood.

**Hemotexis** (*hem-o-tek's'-is*) [*αἷμα*, blood; *τῆξις*, a melting]. The dissolution of putrid blood.

**Hemothorax** (*hem-o-tho'-raks*) [*αἷμα*, blood; *θώραξ*, the chest]. An accumulation of blood in a pleural cavity. It may occur under many varied conditions.

**Hemotrophy** (*hem-ol'-ro-fe*) [*αἷμα*, blood; *τροφή*, nourishment]. Synonym of *Plethora*, *g. v.*

**Hemp** [ME., *hemp*, hemp]. The hemp-fiber is the product of the *Cannabis sativa*, which is grown for textile purposes chiefly in Russia and Italy, while the seed is grown in India. It is a bast-fiber similar to that of the flax-plant, but coarser and stronger, and of deeper color, and less luster. It is used chiefly for the manufacture of ropes and cordage, and the fabric woven from it, known as canvas, is used in sail-making. Hemp is a mixture of cellulose and bastose. **H.**, Manila, is a tropical fiber obtained on the Philippine Islands from the leaves of the wild plantain. It furnishes a very superior rope-making fiber, because of its combined lightness and strength, and the finer grades are used for woven goods. The color is yellowish or white, and the white variety has a fine silky luster. **H.**, Suron, is grown in India, and furnishes a fiber of light-yellowish color. It resembles jute, although less lustrous. It is well adapted for cordage and netting. **H.**, Sisal (or *henequen*), is derived from the fleshy leaves of a species of agave grown in Yucatan and the West Indies. It is used largely in the United States as a substitute for jute in the manufacture of bagging and for cordage, being stronger and lighter than jute. See also *Cannabis*. **H.-nettle**. See *Galeopsis*.

**H.-seed Calculus**, a small rounded urinary concretion composed of oxalate of lime. It may vary in size from a pin's head to that of a hemp-seed, and is smooth and dark-colored. **H.-seed Oil**, oleum cannabis, is obtained from the seeds of the *Cannabis sativa* or common hemp. It has a mild odor, but mawkish taste, and greenish-yellow color, turning brown with age. Its specific gravity at 15° C. is .9276. It is freely soluble in boiling alcohol, has weaker drying properties than linseed oil, but is used in paint and varnish manufacture and in making soft soaps.

**Hemuresis** (*hem-u-re'-sis*). Synonym of *Hematuria*.  
**Hen** [ME., *hen*, a hen]. The female of the domestic fowl. **H.-bane**. See *Hyoscyamus*. **H.-blindness**, a popular name for night-blindness. **H.-cluck** **Stertor**, a form of stertorous respiration heard in some cases of retropharyngeal abscess.

**Henequen** (*hen'-e-ken*). See *Hemp*, *Sisal*.

**Henle's Ansa**. See *Ansa*. **H.'s Canals**. See *Canal*. **H.'s Fenestrated Membrane**, the layer of longitudinal elastic fibers of the inner coat of the arteries. **H.'s Fibers**, the elastic fibers forming the fenestrated membrane of Henle. **H.'s Glands**. See *Gland*. **H.'s Layer**, a layer of flat, horny, polygonal, non-nucleated cells situated between the cuticula and the external root-sheath of a hair-bulb. **H.'s Loop**, a loop in the uriniferous tubules. See *Tubuli uriniferi*. **H.'s Muscle**. See *Muscles*, *Table of*. **H.'s Sheath**, a connective-tissue sheath, surrounding terminal nerve-fibers. **H.'s Tubular Tumor**. See *Siphonoma*.

**Henna** (*hen'-ah*) [Arab., *K'hanna*, henna]. A cosmetic much used in the Orient; it is prepared from the leaves of *Lawsonia alba*, and is sometimes used externally and internally in leprosy and in skin-diseases. Unof.

**Henocardia** (*hen-o-kar'-de-ah*) [*εἷς*, *ἓν*, one; *καρδία*, heart]. The condition of having but one auricle and one ventricle in the heart; it is normal in some of the lower animals.

**Henoch's Purpura**. See *Diseases*, *Table of*.

**Henogenesis** (*hen-o-jen'-es-is*) [*εἷς* (*ἓν*-), one; *γένεσις*, origin]. In biology, the developmental history of an individual organism; ontogenesis.

**Henosis** (*hen-o'-sis*) [*ἔνωσις*, uniting]. 1. Healing or uniting. 2. Symblepharon.

**Henotic** (*hen-o'-ik*) [*ἔνωτικός*; *εἷς*, one]. Tending to heal or to promote union.

**Henry's Law**. See *Law*.

**Hensen's Disc**. See *Engelmann's Middle Disc*. **H.'s Experiment**, an experiment proving that the so-called auditory hairs of the crustacean *Mysis* vibrate to a particular note. **H.'s Prop-cells**. See *H.'s Supporting Cells*. **H.'s Stripe**, a glistening band in the middle of the under surface of the membrana tectoria of the ear. **H.'s Supporting Cells**, tall columnar epithelial cells on the outer side of the outermost of Deiters' cells of the ear.

**Hepar** (*he'-par*) [*ἥπαρ*, the liver; *gen. Hepatis*]. The liver; jecur. **H. adiposum**, a synonym of fatty liver. **H. amyloideum**, amyloid degeneration of the liver. **H. sulphuris**, the liver of sulphur; potassium sulphid; formerly much employed in medicine; now used mainly by homeopaths.

**Hepatalgia** (*hep-at-al'-je-ah*) [*ἥπαρ*, liver; *ἄλγος*, pain]. Pain in the liver, but more especially the paroxysmal pain occasionally affecting the right hypochondrium.

**Hepatalgia** (*hep-at-al'-jik*) [*ἥπαρ*, the liver; *ἄλγος*, pain]. Relating to or affected with hepatalgia.

**Hepatopostema** (*hep-at-ap-os-te'-mah*) [*ἥπαρ*, liver; *ἀπόστημα*, abscess: *pl.*, *Hepatopostemata*]. An abscess of the liver.

**Hepatauxesis** (*hep-at-awks-e'-sis*) [*ἥπαρ*, liver; *αὐξήσις*, enlargement]. Enlargement of the liver.

**Hepatectomy** (*hep-at-ek'-to-me*) [*ἥπαρ*, liver; *ἐκτομή*, a cutting out]. Excision of the liver, wholly or in part.

**Hepatempfractic** (*hep-at-em-frak'-tik*) [*ἥπαρ*, liver; *ἐμφράξις*, obstruction]. Relating to hepatempfraxis.

**Hepatempfraxis** (*hep-at-em-fraks'-is*) [*ἥπαρ*, liver; *ἐμφράξις*, obstruction]. Hepatic obstruction.

**Hepathelcosis** (*hep-at-h-el-ko'-sis*) [*ἥπαρ*, liver; *ἑλκωσις*, ulceration]. Ulceration of the liver.

**Hepatic** (*hep-at'-ik*) [*ἥπατικός*; *ἥπαρ*, liver]. Pertain-

ing or belonging to the liver. **H. Aloes**. See *Aloes*. **H. Duct**. See *Duct*. **H. Lobes**, the natural anatomic divisions of the liver, usually designated as right, left, quadrate, spigelian, and caudate lobes. **H. Plexus**. See *Plexus*. **H. Zones**, certain areas in an hepatic lobule. The central area, capillaries and cells form the *Hepatic-vein Zone*, specially liable to congestive changes; the area next the periphery of the lobule is the *Portal-vein Zone*; and the area between the two the *Hepatic-artery Zone*. **H. Starch**, a synonym of *Glycogen*.

**Hepatica** (*hep-at'-ik-ah*) [*ἥπατικός*; *ἥπαρ*, liver]. The liverwort; a genus of ranunculaceous plants. **H. triloba** and **H. acutiloba** were formerly esteemed in hepatic, renal, and pulmonic complaints. Unof.

**Hepaticell** (*hep-at'-is-el*) [*ἥπατικός*; *ἥπαρ*, liver; *cella*, cell]. An hepatic or liver cell; a cell of the liver tissue.

**Hepatico-ductitis** (*hep-at'-ik-o-duk-ti'-tis*) [*ἥπατικός*, pertaining to the liver; *ductus*, duct; *itis*, inflammation]. Inflammation of the hepatic ducts.

**Hepatic-o-pancreatic** (*hep-at'-ik-o-pan-kre-at'-ik*) [*ἥπατικός*, pertaining to the liver; *πάγκρεας*, sweetbread]. Relating to the liver and the pancreas.

**Hepaticous** (*hep-at'-ik-us*) [*ἥπατικός*, of the liver]. In biology, resembling liver.

**Hepaticula** (*hep-at-ik'-u-lah*) [*ἥπαρ*, liver]. 1. A small liver. 2. A slight degree of hepatitis.

**Hepatin** (*hep'-at-in*) [*ἥπαρ*, liver]. Same as *Glycogen*.

**Hepatirrhagia** (*hep-at-ir-a'-je-ah*) [*ἥπαρ*, liver; *ῥηγνύναι*, to burst forth]. Hemorrhage from the liver.

**Hepatirrhœa** (*hep-at-ir-e'-ah*). See *Hepatorrhœa*.

**Hepatism** (*hep'-at-izm*) [*ἥπαρ*, liver]. Derangement of various functions of the body, due or ascribed to some functional or other disorder of the liver.

**Hepatitis** (*hep-at-it'-ik*) [*ἥπαρ*, liver; *itis*, inflammation]. Affected with, or relating to, hepatitis.

**Hepatitis** (*hep-at-it'-tis*) [*ἥπαρ*, liver; *itis*, inflammation]. Inflammation of the liver. **H. chronica interstitialis**, cirrhosis of the liver. **H., Parenchymatous, Acute**, acute yellow atrophy of the liver. **H. suppurativa**, abscess of the liver.

**Hepatitopyitis** (*hep-at-it-o-pi-it'-tis*) [*ἥπαρ*, liver; *πύον*, pus; *itis*, inflammation]. Hepatitids characterized by the formation of abscesses.

**Hepatization** (*hep-at-is-a'-shun*) [*ἥπαρ*, liver]. An abnormal change in lung-tissue, in which it becomes solid and friable, somewhat resembling the tissue of the liver. **H., Gray**, the condition of a lung in the third stage of pneumonia. **H., Red**, that in the second stage of pneumonia. **H., White**, the condition of the lungs in stillborn syphilitic children. **H., Yellow**, the condition of the lung in the third stage of pneumonia when tinted by the presence of numerous pus-cells. See *Pneumonia*.

**Hepatocace** (*hep-at-ok'-as-e*) [*ἥπαρ*, liver; *κακός*, ill]. Gangrene of the liver.

**Hepatocarcinia** (*hep-at-o-kar-sin'-e-ah*) [*ἥπαρ*, liver; *καρκίνος*, cancer]. Malignant disease of the liver.

**Hepatocèle** (*hep'-at-o-sel*) [*ἥπαρ*, liver; *κύλη*, a tumor]. A form of hernia in which the liver protrudes through an opening in the abdominal wall.

**Hepatochrome** (*hep-at-o-kro'-mât*) [*ἥπαρ* (*ἥπατ*-), the liver; *χρῶμα*, a color]. Krukenberg's name for *Enterochlorophyl*.

**Hepatocirrhosis** (*hep-at-o-sir-o'-sis*) [*ἥπαρ*, liver; *κίρρῶς*, yellow]. Cirrhosis of the liver.

**Hepatocolic** (*hep-at-o-kol'-ik*) [*ἥπαρ*, liver; *κῶλον*, colon]. Relating to the liver and the colon.

**Hepatocystic** (*hep-at-o-sis'-tik*) [*ἥπαρ*, liver; *κύστις*, bladder]. Pertaining to the liver and the gall-bladder.



**Hepatodidymus** (*hep-at-o-did'-im-us*) [*ἥπαρ*, the liver; *δίδυμος*, double]. A monster with a double body from the liver up.

**Hepatoduodenal** (*hep-at-o-du-od'-en-al*) [*ἥπαρ*, liver; *duodeni*, twelve each]. Relating to the liver and the duodenum.

**Hepatodynia** (*hep-at-o-din'-e-ah*) [*ἥπαρ*, liver; *ὀδύνη*, pain]. Pain in the liver.

**Hepatogastric** (*hep-at-o-gas'-trik*) [*ἥπαρ*, liver; *γαστήρ*, stomach]. Pertaining to the liver and the stomach.

**Hepatogastritis** (*hep-at-o-gas-tri'-tis*) [*ἥπαρ*, liver; *γαστήρ*, stomach; *ιτις*, inflammation]. Inflammation of both liver and stomach.

**Hepatogenic** (*hep-at-o-jen'-ik*) [*ἥπαρ*, liver; *γενῆναι*, to beget]. Produced by or in the liver. **H. Icterus**, also called absorption-icterus or jaundice, is caused by the absorption of bile already formed in the liver.

**Hepatology** (*hep-at-og'-ra-fe*) [*ἥπαρ*, liver; *γράφειν*, to write]. A description of the liver.

**Hepatoid** (*hep'-at-oid*) [*ἥπαρ*, liver; *εἶδος*, likeness]. Resembling a liver or liver-substance.

**Hepatolith** (*hep'-at-o-lith*) [*ἥπαρ*, liver; *λίθος*, stone]. Biliary calculus; gall-stone.

**Hepatolithiasis** (*hep-at-o-lith-i'-as-is*) [*ἥπαρ*, liver; *λίθιασις*, presence of calculus]. A disease characterized by gall-stones or concretions in the liver.

**Hepatolithic** (*hep-at-o-lith'-ik*) [*ἥπαρ*, liver; *λίθος*, a stone]. Affected with biliary calculi.

**Hepatology** (*hep-at-ol'-o-je*) [*ἥπαρ*, liver; *λόγος*, science]. The science of the nature, structure, functions, and diseases of the liver.

**Hepatomalacia** (*hep-at-o-mal-a'-se-ah*) [*ἥπαρ*, liver; *μαλακία*, softness]. Softening of the liver.

**Hepatomegalia** (*hep-at-o-meg-a'-le-ah*) [*ἥπαρ*, liver; *μέγας*, large]. Auxesis of the liver.

**Hepatomyeloma** (*hep-at-o-mi-el-o'-mah*) [*ἥπαρ*, liver; *μυελός*, marrow; *ῥυμα*, a tumor; *pl. Hepatomyelomata*]. Medullary carcinoma of the liver.

**Hepatoncus** (*hep-at-ong'-kus*) [*ἥπαρ*, liver; *ὄγκος*, a tumor]. A tumor or swelling of the liver.

**Hepatoncrosis** (*hep-at-o-ne-kro'-sis*) [*ἥπαρ*, liver; *νέκρωσις*, death]. Gangrene of the liver.

**Hepatopancreas** (*hep-at-o-pan'-kre-as*) [*ἥπαρ*, the liver; *πάγκρεας*, the pancreas; *pl. Hepatopancreates*]. In biology, a glandular organ of many invertebrates which exercises a digestive action upon starch and albumin, and at the same time secretes matters similar to those found in the bile of vertebrates.

**Hepatopathy** (*hep-at-op'-ath-e*) [*ἥπαρ*, liver; *πάθος*, disease]. Any hepatic disease or disorder.

**Hepatoperitonitis** (*hep-at-o-per-it-on-i'-tis*) [*ἥπαρ*, liver; *περιτόναιον*, peritoneum; *ιτις*, inflammation]. Inflammation of the peritoneal or serous coat of the liver.

**Hepatopexia**, or **Hepatopexy** (*hep-at-o-peks'-e-ah*, *hep'-at-o-peks-e*) [*ἥπαρ*, liver; *πῆξις*, fixation]. The suturing of a floating liver in its proper position.

**Hepatophag** (*hep'-at-o-fāj*) [*ἥπαρ*, liver; *φαγεῖν*, to eat]. A giant-cell of a type peculiar to the liver; it is said to absorb and to destroy liver-cells.

**Hepatophyma** (*hep-at-o-fi'-mah*) [*ἥπαρ*, liver; *φῦμα*, growth]. Any tumor of the liver.

**Hepato-portal** (*hep-at-o-por'-tal*) [*ἥπαρ*, liver; *porta*, a gate]. Relating to the portal circulation in the liver; portal as distinguished from *reniportal*.

**Hepatoptosis** (*hep-at-op-to'-sis*) [*ἥπαρ*, liver; *πτῶσις*, a falling]. Synonym of *Floating Liver*, *q. v.*

**Hepatorrhagia** (*hep-at-or-a'-je-ah*). Same as *Hepatorrhagia*.

**Hepatorrhaphy** (*hep-at-or'-a-fe*) [*ἥπαρ*, liver; *ῥαφή*, suture]. Suture of the liver.

**Hepatorrhea** (*hep-at-or-e'-ah*) [*ἥπαρ*, liver; *ῥοία*, flow]. Morbid or excessive secretion of bile by the liver.

**Hepatorrhesis** (*hep-at-or-eks'-is*) [*ἥπαρ*, liver; *ῥήξις*, a rupture]. Rupture of the liver.

**Hepatoscirrh** (*hep-at-o-skir'-us*) [*ἥπαρ*, liver; *σκῖρ-ρος*, an induration]. Scirrhus carcinoma of the liver.

**Hepatoscopy** (*hep-at-os'-ko-pe*) [*ἥπαρ*, liver; *σκοπεῖν*, to examine]. Visual examination of the liver.

**Hepato-splenitis** (*hep-at-o-splen-i'-tis*) [*ἥπαρ*, liver; *σπλήν*, spleen; *ιτις*, inflammation]. Inflammation of both liver and spleen.

**Hepatotomy** (*hep-at-ot'-o-me*) [*ἥπαρ*, liver; *τέμνειν*, to cut]. Incision of the liver.

**Hephestic** (*hef-es'-tik*) [*Hephastus*, Vulcan]. Prevailing or occurring among hammermen. **H. Cramp**. See *Hammermen's Cramp*. **H. Hemiplegia**. See *Hemiplegia*.

**Heptacosane** (*hep'-tak-o-sān*) [*ἑπτὰ*, seven],  $C_{27}H_{56}$ . A hydrocarbon contained in beeswax.

**Heptad** (*hep'-tad*) [*ἑπτὰ*, seven]. In chemistry, an atom whose equivalence is seven atoms of hydrogen, or that can be combined with, substituted for, or replaced by, seven atoms of hydrogen.

**Heptagynian** (*hep-taj-in'-e-an*). See *Heptagynous*.

**Heptagynious** (*hep-taj-in'-e-us*). See *Heptagynous*.

**Heptagynous** (*hep-taj'-in-us*) [*ἑπτὰ*, seven; *γυνή*, female]. In biology, having seven pistils or styles.

**Heptamerous** (*hep-tam'-er-us*) [*ἑπτὰ*, seven; *μέρος*, a part]. In biology, consisting of seven parts; having the organs in sevens.

**Heptandrous** (*hep-tan'-drus*) [*ἑπτὰ*, seven; *ἄνθρωπος*, man]. In biology, having seven stamens.

**Heptane** (*hep'-tān*) [*ἑπτὰ*, seven],  $C_7H_{16}$ . A paraffin existing as a mobile, colorless liquid. It is contained in petroleum, and is also obtained from the resin of *Pinus sabiniana* by dry distillation. It is also called *abietene*, *theolin*, *erasene*, and *aurantin*. See *Hydrocarbons*, *Table of*.

**Heptapetalous** (*hep-tah-pet'-al-us*) [*ἑπτὰ*, seven; *πέταλον*, a leaf]. In biology, having seven petals.

**Heptaphyllous** (*hep-tah-fil'-us*) [*ἑπτὰ*, seven; *φύλλον*, a leaf]. In biology, having seven leaves.

**Heptatomic** (*hep-tat-on'-ik*) [*ἑπτὰ*, seven; *ἄτομος*, an atom]. Same as *Heptavalent*, *q. v.*

**Heptavalent** (*hep-tav-a'-lent*) [*ἑπτὰ*, seven; *valens*, having power]. In chemistry, equal to seven atoms of hydrogen in combining or saturating-power; applied to an atom that can be substituted for, or replaced by, seven atoms of hydrogen.

**Heptolactone** (*hep-to-lak'-tōn*) [*ἑπτὰ*, seven; *lac*, milk],  $C_7H_{12}O_2$ . A substance formed from tetracrylic acid by reducing with hydrobromic acid. It melts at  $11^\circ C.$ , and boils at  $220^\circ C.$

**Heptoses** (*hep-tōs'-ēz*) [*ἑπτὰ*, seven]. A division of the glucoses, of the composition  $C_7H_{14}O_7$ . They are prepared by reducing the corresponding heptonic acids,  $C_7H_{14}O_8$  (their lactones), with sodium amalgam. They have similar properties to the hexoses, and are not fermented by yeast. See *Carbohydrates*, *Table of*.

**Heracleum** (*her-ak-le'-um*) [*Ἡράκλειος*, Hercules]. A genus of umbelliferous plants, the cow-parsnips. Several species, especially **H. lanatum**, in North America, and **H. tauricum**, in Europe, are diuretic and expectorant, and the roots and seeds are recommended for use in epilepsy. Unof.

**Herapath's Method**. A method for determining the presence of minute quantities of quinin. For a test-fluid use—

Metric. Apoth.

Glacial acetic acid, . . . . .	12 c.c.	(3.24 f5).
Ninety-five per cent. alcohol, . . . . .	4 c.c.	(1.08 f5).
Dilute sulphuric acid, . . . . .	7 drops.	

A drop of this is put on the slide, and a very minute amount of the quinin-containing substance added.

When dissolved, add an extremely minute drop of an alcoholic solution of iodine. The first effect is the production of the yellow, cinnamon-colored compound of iodine and quinine, which forms as a small circular spot; the alcohol separates in little drops, which, by a sort of repulsive movement, drive the fluid away; after a time the acid liquid again flows over the spot, and the polarizing crystals of sulphate of iodoquinine are slowly produced in beautiful rosettes. This test succeeds best without the application of heat.

**Herapathite** (*her'-ap-ath-it*) [from *Herapath*, an English chemist]. An iodide of quinine-sulphate, occurring in rhomboid laminae. It has been used as a remedy in scrofula and in febrile cases; in microscopy, it is employed in polarizing light.

**Herb** (*erb* or *herb*) [*herba*, an herb]. An annual, biennial or perennial plant, the stem of which contains but little wood and dies down to the ground at the end of the season. **H.-doctor**. See *Herbalist*. **H.-juice Cure**. See *Cure*.

**Herbaceous** (*her-ba'-se-us*) [*herba*, grass]. In biology: 1. Applied to stems or other organs that have a tender, juicy consistence and perish at the close of the growing-season. 2. Feeding upon herbs.

**Herbal** (*her'-bal*) [*herba*, grass]. An old name for a book on herbs; chiefly designating a book on the medicinal virtues of herbs.

**Herbalist** (*her'-bal-ist*) [*herba*, grass]. An herb-doctor or simpler; a so-called botanic physician.

**Herbarium** (*her-ba'-re-um*) [*herba*, grass]. A collection of dried plants arranged for study; a *hortus siccus*.

**Herbivorous** (*her-be-kar-niv'-or-us*) [*herba*, herb-age; *caro*, flesh; *vorare*, to eat]. Omnivorous; living upon both animal and vegetable food.

**Herbivora** (*her-biv'-or-ah*) [*herba*, grass; *vorare*, to devour]. A name given to a division of mammalia. Animals that feed on vegetation.

**Herbivorous** (*her-biv'-or-us*) [*herba*, grass; *vorare*, to devour]. A descriptive term applied to animals that subsist on vegetation.

**Herbst's Corpuscles**. A variety of sensory end-organs found in the mucous membrane of the tongue of the duck; they resemble small Vater's corpuscles, but their lamellae are thinner and closer to each other, while the axis-cylinder within the central core is bordered on each side by a row of nuclei.

**Hercogamy** (*her-kog'-am-e*) [ἑρκος, a fence; γάμος, marriage]. In biology, the prevention of impregnation or fertilization by some structural obstacle; applied to flowers.

**Herculeus morbus** (*her-ku-le'-us mor'-bus*) [L.]. Synonym of *Epilepsy*.

**Hereditary** (*he-red'-it-a-re*) [*heres*, an heir]. Acquired by inheritance. **H. Disease**, one transmitted from parent to offspring. **H. Parts**. See *Determinate*. **H. Syphilis**. See *Syphilis*.

**Heredity** (*he-red'-it-e*) [*hereditas*, heredity]. The principle or fact of the transmission of physical or mental qualities or tendencies from ancestor to offspring. **Darwin's Theory of Heredity**, or the **Hypothesis of Pangenesis**, supposes that each of the different cells of the body gives off *gemmules* (*Plastidules* of *Elsberg*), or germinal particles, that are capable of reproducing their kind, and which are included in and constitute the generative cells, and thus reproduce all of the peculiarities of the original organism. **Weissmann's Theory of the Continuity** or "**Immortality**" of **Germ-plasma**, is developed from *Nussbaum's* proposition that germ-substance is directly abstracted from the developing ovum and preserved, without essential alteration, to become, by giving rise to sexual elements,

the germ-substance of another generation, by the corollary that the whole nature of the animal or plant depends upon its germinal substance, and that the resemblance of the offspring to the parent is due to every gonoblast containing some germinal matter. According to *Nussbaum* and *Weissmann* the cells of the embryo are separated into two kinds: (1) The *germ-cells*, which become the sexual elements; (2) The *somatic cells* or *body-cells*, used as building-material (*Somatoplasm*) of the individual. *Kölliker* and others have demonstrated that no sharp distinction exists between germ-cells and somatic cells, so that speculations based on such assumed difference necessarily fall to the ground. **Nægele's Theory of Idioplasm and Nutritive Plasma**, is a definite theory of germinal continuity; he assumes the formative force to reside in a specific material substratum, *i. e.*, *idioplasm*—essentially identical with *Weissmann's* germ-plasma. *Minot* assumes idioplasm to be the *nuclear substance*, chromatin, the essential factor in the function of heredity, and the nucleus, therefore, the organ of hereditary transmission. **De Vries' Theory of Intracellular Pangenesis**, suggests that the nuclear substance of the germ-plasm is composed of minute particles, *Pangenes*, not cells, but the bearers of the properties of the cells. There are also in the nucleus *Nuclear Rods*, called also *Idants*, and *Chromatin Rods*, which are built up of a series of ancestral plasmas, called *Ids*, each representing "an individuality." The doubling and multiplication of these idants prior to fertilization is in the interest of variety, or variation of form and character of the subsequent individual. This theory claims the same independence for all constituent parts of the cell-body as *Weissmann* claimed for those of the nucleus. The entire cell is called the *Protoplast*, and its various living, independent parts are called *Pangenes*. The cell is thus likened to a compound organism or colony.

**Hering's Experiment**. A delicate test of stereoscopic vision in which the perception of degrees of depth is tested by means of falling bodies, seen through a long tube. **H.'s Theory**. See *Color-sensation*.

**Hermann's Difference-theory**. See *Difference*. **H.'s Theory**, a theory as to the causation of muscular contraction; he claims that the formation of carbonic anhydride on contraction is not simply due to oxidation, but rather to the decomposition of inogen, with the formation of certain simpler products, of which carbonic anhydride is one, and sarcolactic acid and myosin the others.

**Hermaphroditism**, or **Hermaphroditism** (*her-maf'-ro-dizm*, *her-maf'-ro-dit-izm*) [Ἑρμῆς, Mercury; Ἀφροδίτη, Venus]. The co-existence in a single individual of completely developed ovaries and testicles, or of at least one of each gland. **H., Bilateral**, an ovary and a testicle on each side. **H., Complex**, a rare instance of hermaphroditism in which there are present both the internal and external organs of either sex. **H., Double**. Same as *H., Complex*. **H., Lateral**, an instance in which male organs (especially a testicle) are more or less developed on one side, and female organs (especially an ovary) on the opposite side. **H., Protandrous**, applied to the phenomenon as exhibited by most hermaphrodite platode worms, of developing the male sexual products before the female. **H., Spurious**, doubtful, but not double, sex. **H., Transverse**, an instance in which the external organs indicate the one sex, and the internal the opposite. **H., Unilateral**, on one side an ovary and a testicle, on the other an ovary or a testicle. **H., Vertical**. Same as *H., Complex*.

**Hermaphrodite** (*her-maf'-ro-dit*) [Ἑρμῆς, Mercury;



'Αρροδῖτη, Venus]. An individual affected with hermaphrodisism, *q. v.*; usually the condition is due to some congenital malformation of the genital organs, such as epispadias, hypospadias, cleft of the scrotum, etc., that makes the determination of sex somewhat doubtful. For varieties, see *Hermaphrodisism*.

**Hermaphroditic** (*her-maf-ro-dit'-ik*) [Ἑρμῆς, Mercury; 'Αρροδῖτη, Venus]. Pertaining to hermaphroditism, *q. v.* See also *Teratism*.

**Hermaphroditism** (*her-maf'-ro-dit-izm*). Same as *Hermaphrodisism*.

**Hermetic, Hermetical** (*her-met'-ik, her-met'-ik-al*) [Ἑρμῆς, the god Mercury, the reputed founder of alchemy]. Pertaining to chemistry. Also, having resistance to chemic action. Also, protected from exposure to air. **H. Medicine**, alchemistic or spagyric practice. **H. Sealing**, the closure of an outlet by cementation or fusion, so that it is impervious to air. Also, the closing or covering of a wound by impervious dressings.

**Hermodactyl** (*her-mo-dak'-til*) [Ἑρμῆς, Mercury; δάκτυλος, finger]. The root or bulb of *Colchicum variegatum*, or *C. autumnale*; also of *Iris tuberosa*. It was formerly prized in medicine, but is now little used, except in India. Unof.

**Hernia** (*her'-ne-ah*) [hernia, from ἔρως, sprout]. A tumor formed by the protrusion of the contents of a cavity (usually the abdominal) through its wall. Hernias may be called after their locality, *Epigastric, Femoral, Inguinal, Perineal, Scrotal, Umbilical*, etc.; according to their condition, *Encysted, Reducible, Strangulated, Purulent*, etc.; according to their contents, *Cerebral, Intestinal, Omental, Vesical*, etc.; or, lastly, according to their origin, *Acquired, Congenital, Infantile*, etc. **H., Abdominal**, a protrusion of a portion of the abdominal viscera through some portion of the parietes. **H., Bécclard's**, a hernia through the saphenous opening. **H., Birkett's**, a hernia of the synovial membrane of a joint, following laceration of the capsular ligament. **H. of the Bladder**, the protrusion of a part of the bladder through one of the openings of the abdominal cavity, viz.: the femoral ring, or external adominal ring; or it may form part of a ventral hernia after celiotomy or injury, or it may take place through an opening in the floor of the pelvis; the term was also formerly applied to cystocele, *q. v.* **H. of Brain**. See *Fungus cerebri*. **H., Bruggiser's**. Same as *H., Properitoneal*. **H., Bursal**. Same as *H., Birkett's*. **H. carnosa**. Synonym of *Elephantiasis arabum*. **H., Cecal**, a hernia containing the cecum (with or without other parts of the bowel). **H. cerebri**. See *Fungus cerebri*. **H., Chronic**, an old hernia. **H. of Cloquet**. See *H., Pectineal-crural* and *Diseases, Table of*. **H., Complete**, a hernia in which the sac and its contents have passed the hernial orifice. **H., Congenital**, a form of indirect inguinal hernia in which the vaginal process of the peritoneum having remained patulous, the bowel descends at once into the scrotum, in direct contact with the testicle. See also *H. of the Cord*. **H., Cooper's**, a variety of femoral hernia with a diverticulum through the superficial fascia. See, also, *Diseases, Table of*. **H. of the Cord**, a congenital condition resulting from arrest of development of the lateral plates, with persistence of the omphalic duct. If the latter does not wither away, the fetal intestines are drawn out into the cord, giving rise to congenital umbilical hernia. **H., Crural**. See *H., Femoral*. **H., Cruro-properitoneal**, a variety in which an additional sac exists between the peritoneum and abdominal wall, in the cellular tissue of the pelvis, and at the side of the bladder. **H., Cystic**. Same as *Cystocele, q. v.* **H., Dia-**

**phragmatic**, a protrusion of a portion of some of the abdominal viscera into the thorax, through a congenital defect in the diaphragm, or through a dilatation or laceration of one of the natural openings. **H., Direct Inguinal**. See *H., Inguinal, Direct*. **H., Dorsal**. Synonym of *H., Lumbar*. **H., Encysted** (of *Cooper*); this form occurs when the ventral orifice closes, but the tunica vaginalis remains patulous, allowing the hernia to descend within the latter, pushing before it the thin septum. **H., Epigastric**, a hernia in the linea alba, between the ensiform cartilage and the umbilicus. **H., External**, one appearing upon the external surface of the body. **H., Femoral**, a protrusion of the abdominal contents through the femoral canal, the tumor appearing on the upper inner aspect of the thigh, below Poupert's ligament. **H. of the Foramen ovale**. See *H., Obturator*. **H. into the Foramen of Winslow**, a lodgment of a portion of intestine in the foramen of Winslow. **H., Funicular**, a hernia into the umbilical cord. See *H., Infantile*. **H., Gastric**. See *Gastrocele*. **H., Goyrand's** or *Gourand's*. See *H., Inguino-interstitial*. **H., Guttural**. Synonym of *Goiter*. **H. of Hesselbach**, a femoral hernia with a diverticulum through the cribriform fascia, the hernia presenting a lobulated appearance. See, also, *Diseases, Table of*. **H. of Holthouse**. See *H., Inguino-crural*. **H., Humoral**. Synonym of *Epididymitis*, or *Swelled Testicle*. **H., Incarcerated**, an old irreducible hernia which has become occluded by the accumulation of gas, feces, or undigested food, thus causing obstruction of the bowels. **H., Incomplete**, one that has not entirely passed through the hernial orifice. **H., Infantile**, that form of direct inguinal hernia that occurs when the funicular portion of the vaginal process of peritoneum has remained patulous. **H., Infantile** (of *Hey*). See *H., Encysted*. **H., Hey's**. See *H., Encysted*. **H., Infrapubic**. Same as *H., Obturator*. **H., Inguinal**, a hernia occupying wholly, or in part, the inguinal canal. **H., Inguinal, Direct**, a protrusion of the abdominal viscera through the parietes at the site of the external abdominal ring, without having traversed the inguinal canal. **H., Inguinal, External**. See *H., Inguinal, Indirect*. **H., Inguinal, Indirect**, one in which the protrusion occurs at the internal ring, and passes along the inguinal canal. **H., Inguinal, Internal**. See *H., Inguinal, Direct*. **H., Inguinal, Oblique**. See *H., Inguinal, Indirect*. **H., Inguino-crural**, or *H. of Holthouse*, a variety of suddenly-developed oblique inguinal hernia, in which, owing to the non-descent of the testicle, or to other causes, the hernia protrudes outward along the fold of the groin. **H., Inguino-interstitial**, an incomplete inguinal hernia. **H., Inguino-labial**, a variety of oblique inguinal hernia in the female, corresponding to the inguino-scrotal hernia of the male. **H., Inguino-properitoneal**, or *H. of Krönlein*, a hernia, with a prolongation of the hernial sac in various directions, within the abdominal walls. **H., Inguino-scrotal**, the common form of oblique inguinal hernia in men past middle life. **H., Intermuscular**. Same as *H., Inguino-properitoneal*. **H., Interparietal**. Same as *H., Inguino-properitoneal*. **H., Inveterate**. See *H., Chronic*. **H. of Iris**, a prolapse of a portion of the iris after iridectomy, trauma, etc. **H., Irreducible**; a hernia is called irreducible when the protruded viscera cannot be returned to the abdomen by manipulation, with complete disappearance of the symptoms. **H., Ischio-rectal**. Same as *H., Perineal*. **H., Ischiatic**, a protrusion of the bowel through the great sacro-sciatic foramen. **H.-knife**, a probe-pointed knife for incising the constriction of a hernial sac. **H. of**

Krönlein. See *H.*, *Inguino-properitoneal*. **H.**, **Labial**, a protrusion of the bowel between the vagina and the ramus of the ischium into a labium majus. **H. of Laugier**, a femoral hernia through Gimbernat's ligament. See, also, *Diseases, Table of*. **H. of Littre**, a hernia of the bowel in which only a portion of the lumen is constricted in the hernial orifice. There is not, therefore, complete obstruction. **H. of the Liver**. See *Hepatocele*. **H.**, **Lumbar**, a pro-

at which the fascia is deficient. **H.**, **Obstructed**. See *H.*, *Incarcerated*. **H.**, **Obturator**, a protrusion of bowel through the obturator foramen. **H.**, **Omental**, a hernia containing omentum. This condition is also called *Epiplocele*, *q. v.* **H. of Ovary**, a hernia including ovary, wholly or in part. **H.**, **Parainguinal**. Same as *H.*, *Properitoneal*. **H. of Partridge**, a femoral hernia, external to the femoral vessels. See, also, *Diseases, Table of*. **H.**, **Pectineal**-



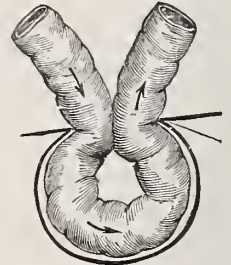
The pillars open, the cord held up.



The pillars sutured, the cord held up.

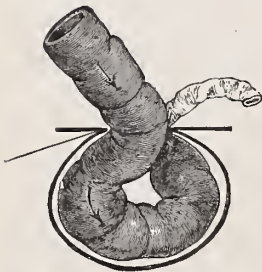


The deep fascia closed over the cord.

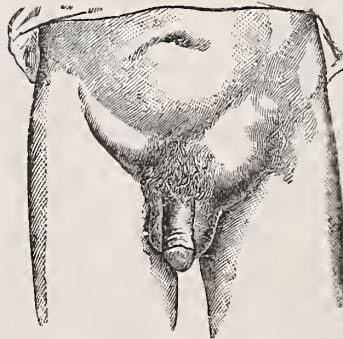


AN UNSTRANGULATED HERNIA.

RADICAL OPERATION FOR INGUINAL HERNIA. (After Bassini.)

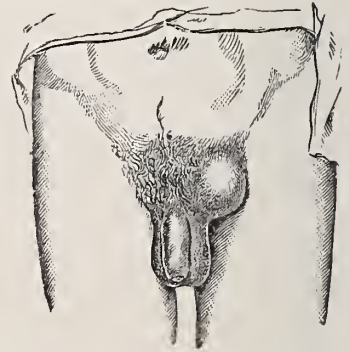


A STRANGULATED HERNIA.



OBLIQUE INGUINAL HERNIA.

Bubonocoele on right side, but passing through external ring on left.



DIRECT INGUINAL HERNIA.



FEMORAL HERNIA.

trusion of the intestine through Petit's triangle—a space bounded by the external oblique and latissimus dorsi muscles and the crest of the ilium. **H. of the Lung**. See *Pneumocoele*. **H.**, **Malgaigne's**. Same as *H.*, *Congenital*. **H.**, **Mesenteric** (of Cooper); the passage of a portion of gut through an opening in the mesentery. **H. of Muscles**; occasionally, owing to imperfect healing of the deep fascia after wounds, a limited protrusion of the muscle occurs at the point

crural, or **H. of Cloquet**, a variety in which, after passing the femoral ring, the hernia turns within and behind the femoral vessels, resting on the pectineus muscle. **H.**, **Perineal**, a protrusion of the abdominal contents between the fibers of the levator ani muscle, in front of or to one side of the anus. **H.**, **Petit's**. Same as *H.*, *Lumbar*. **H.**, **Pharyngeal**. See *Pharyngocoele*. **H.**, **Phrenic**. Same as *H.*, *Diaphragmatic*. **H.**, **Pleural**. See *Pleurocele*. **H.**, **Properitoneal**, a hernia occupying a position between the planes of the abdominal wall, in front of the parietal peritoneum. **H.**, **Pudendal**. Same as *H.*, *Labial*. **H.**, **Reducible**, one that may be returned or reduced by manipulation. **H.**, **Retropertitoneal**; in this form of hernia the small intestine lodges in the fossa duodeno-jejunalis. **H.**, **Sciatic**. Same as *H.*, *Ischiatic*. **H.**, **Scrotal**, that form of inguinal hernia in which the protrusion has entered the scrotum. **H. of the Spleen**. See *Splenocoele*. **H. of the Stomach**. Same as *Gastrocele*. **H.**, **Strangulated**; a hernia is said to be strangulated when it is so tightly constricted at its neck as to interfere with its return, with the circulation of blood, and the passage of feces. **H.**, **Synovial**. See *H.*, *Birkett's*. **H. of Testis**, a protrusion of the seminiferous



tubules through a fistulous opening following abscess of the testicle. **H. of the Tongue.** See *Glossocoele*. **H. of the Trachea.** See *Tracheocoele*. **H., Thyroid.** See *H., Obturator*. **H., Umbilical,** a protrusion of the abdominal contents through the umbilicus. **H. of the Uterus.** See *Hysterocele*. **H., Vaginal,** a protrusion of the abdominal viscera between the uterus and rectum, forming a tumor on the vaginal wall. **H., Velpeau's,** a femoral hernia in front of the femoral vessels. **H., Ventral,** the name applied to protrusions of the abdominal contents through the abdominal walls in situations not usually subject to herniæ; e. g., not at the abdominal rings or the umbilicus. **H., Vesical.** See *H. of the Bladder*.

**Hernial** (*her'-ne-al*) [*hernia*, a rupture]. Pertaining to hernia. **H. Sac,** the diverticulum of the peritoneum that accompanies a hernia.

**Hernio-celiotomy** (*her'-ne-o-se-le-ot'-o-me*) [*hernia*, a rupture; *κοιλία*, belly]. Abdominal section for the relief of hernia.

**Hernio-enterotomy** (*her'-ne-o-en-ter-ot'-o-me*) [*hernia*, a rupture; *έντερον*, bowel; *τομή*, a cutting]. Herniotomy combined with enterotomy.

**Hernio-laparotomy** (*her'-ne-o-lap-ar-ot'-o-me*) [*hernia*, a rupture; *λαπάρα*, the flank; *τομή*, a cutting]. Same as *Hernio-celiotomy*.

**Herniology** (*her'-ne-ol'-o-je*) [*hernia*, hernia; *λόγος*, science]. That department of surgery which treats of the causes, diagnosis, and treatment of hernia.

**Herniopuncture** (*her'-ne-o-punk'-chūr*) [*hernia*, hernia; *punctura*, a pricking]. The puncture of a hernia.

**Herniotome** (*her'-ne-ot-ōm*) [*hernia*, hernia; *τομός*, cutting]. A hernia-knife.

**Herniotomy** (*her'-ne-ot'-o-me*) [*hernia*, hernia; *τέμνειν*, to cut]. Operation for the relief of hernia by section of the constriction.

**Heroic** (*he-ro'-ik*) [*ήρωος*, a hero]. Bold or daring; rash or unusually severe; as *heroic* treatment or measures.

**Herophilus, Torcular of.** See *Torcular*.

**Herpes** (*her'-pēz*) [*έρπηξ*; *έρπειν*, to creep]. An acute inflammatory affection, characterized by the development of groups of vesicles on a patch of inflamed skin or mucous membrane. **H. catarrhalis,** herpetic fever; a form of herpes accompanying the onset or crisis of acute febrile disorders, and frequently following a rigor, of which it may be the sole sequel. It is most common in spring and autumn. Its forms are *H. facialis* and *H. progenitalis*. **H. circinatus.** See *Tinea circinata*. **H. circinatus bullosus.** See *Hydroa herpeticiforme*. **H. desquamans.** See *Tinea imbricata*. **H. esthiomenos.** See *Lupus*. **H. facialis,** *Herpes labialis*; *Herpes febrilis*; *Hydroa febrile*; an acute, non-contagious, inflammatory disorder of the skin that appears in the form of one or more groups of vesicles. It is commonly called *fever-blisters*. Its usual seats are the lips, angles of the mouth, and the face, generally below the forehead. Owing to its relation to digestive derangements the ulcers are often termed "*dyspeptic ulcers*." **H. febrilis.** See *H. facialis*.

**H. gestationis.** See *Hydroa herpeticiforme*. **H. iris,** a form of erythema in which a vesicle is seated on an erythematous base. It is usually seen on the backs of the hands and feet. **H. labialis.** See *H. facialis*. **H. miliaris.** Synonym of *Eczema*. **H. phlyctenodes,** Willan's name for *Herpes zoster* occurring elsewhere than on the trunk. **H. preputialis.** See *H. progenitalis*. **H. progenitalis,** *Herpes preputialis*; a form of *H. simplex*, in which vesicles occur upon the glans and prepuce, from the size of a pin's head to that of a small pea. They number from two or three to a dozen. The condition is most common in males.

**H. pyæmicus.** See *Impetigo herpeticiformis*. **H. simplex.** A synonym of *H. catarrhalis*. **H. tonsurans.** See *Tinea tonsurans*. **H. tonsurans maculosus.** See *Pityriasis rosea*. **H. zoster,** *Zoster*; *Zona*; *Shingles*; *Ignis sacer*; an acute inflammatory disease of the skin, which consists of grouped vesicles on a reddened base, the lesions being distributed in relation to the course of the cutaneous nerves, and, as a rule, unilateral. They are usually seen in the course of the intercostal nerves, but may follow the course of any nerve. The outbreak of the eruption is usually preceded by severe neuralgic pain. The condition occurs most frequently in young people and in the autumn and spring of the year. **H. z. ophthalmicus,** following the course of the ophthalmic nerve.

**Herpetic** (*her'-pet'-ik*) [*έρπηξ*, herpes]. Pertaining to herpes. **H. Bridge.** See *Bridge*. **H. Fever.** See *Herpes catarrhalis*. **H. Sore-throat.** See *Tonsillitis, Herpetic*.

**Herpeticform** (*her'-pet'-if-orm*) [*έρπες*, herpes; *forma*, form]. Having a likeness to herpes.

**Herpetism** (*her'-pet'-izm*) [*έρπηξ*, herpes]. The herpetic diathesis; a constitutional predisposition to herpes.

**Herpetography** (*her'-pet-og'-ra-fe*). Same as *Herpetology*.

**Herpetoid** (*her'-pet-oid*) [*έρπετών*, a reptile; *είδος*, likeness]. In biology, resembling a reptile.

**Herpetology** (*her'-pet-ol'-o-je*) [*έρπηξ*, herpes; *λόγος*, treatise]. The science of skin-diseases, especially those of an herpetic nature.

**Herpetology** (*her'-pet-ol'-o-je*) [*έρπετών*, a reptile; *λέγειν*, to speak]. The classified knowledge of reptiles.

**Hertwig's Theory.** A theory of immunity founded upon the chemotactic action of certain chemic substances. The fact of cardinal importance in this theory is that negative chemotropism may, under certain conditions, become positive.

**Hesperetic Acid** (*hes-per-et-in'-ik*). See *Acid*.

**Hesperidin** (*hes-per'-id in*) [*Έσπερος*, Hesperus].  $C_{22}H_{26}O_{12}$ . A glucosid present in the unripe fruit of oranges, lemons, etc. It separates from alcohol in fine needles, and melts at  $251^{\circ} C$ .

**Hesperidium** (*hes-per-id'-e-um*) [*Έσπερος*, Hesperus (in allusion to the golden apples of the Hesperides): *ρλ*, *Hesperidia*]. In biology, an orange-like fruit, having a succulent flesh covered with a leathery rind; a variety of berry.

**Hesse's Apparatus.** An apparatus for air-analysis.

**Hesselbach's Hernia.** See *Hernia*, and *Diseases, Table of*. **H.'s Triangle.** See *Triangles, Table of*.

**Hessian Crucible** (*hesh'-yan kru'-sib-l*). A crucible made of fine clay and sand, and used for melting gold, silver, and their alloys in the manufacture of gold and silver plates and solders. **H. Purple.** See *Pigments, Conspectus of*. **H. Violet,** and **H. Yellow.** See *Pigments, Conspectus of*.

**Hesthogenous** (*hes-thoj'-en-us*) [*ἑσθής*, dress, clothing; *γόνος*, offspring]. In biology, applied to birds that are hatched with a covering of down; *ptilopedic*, opposed to *gymnogenous*, *psilopedic*.

**Heteracanth** (*het'-er-ak-anth*) [*έτερος*, other; *ἀκανθα*, spine]. In biology, applied to fishes in which the dorsal and anal fin-spines are asymmetric.

**Heteracephalous** (*het-er-a-sef'-al-us*) [*έτερος*, other; *κεφαλή*, head]. See *Heterocephalous*.

**Heteracmy** (*het-er-ak'-me*) [*έτερος*, other, different; *ἀκμή*, prime, maturity]. In biology, applied to plants in which cross-fertilization is secured by the heterochronous maturing of the stamens and pistils.

**Heteradelph** (*het'-er-ad-elf*). See *Heteradelphus*.

**Heteradelphia** (*het-er-ad-ell'-fe-ah*) [*έτερος*, other; *ἀδελφός*, brother]. Heteradelphous teratism.

**Heteradelphous** (*het-er-ad-el'-fus*) [ἑτερος, other; ἀδελφός, brother]. Relating to an heteradelphus, or to an autosite and its parasite.

**Heteradelphus** (*het-er-ad-el'-fus*) [ἑτερος, other; ἀδελφός, brother]. A joined twin-monster, consisting of an autosite with an attached parasite, the head of the latter being absent.

**Heteradenia** (*het-er-ad-el'-ne-ah*) [ἑτερος, other; ἄδην, gland]. 1. Normal glandular structure occurring in a part normally not provided with glands. 2. Glandular structure departing from the normal type.

**Heteradenic** (*het-er-ad-el'-nik*) [ἑτερος, other; ἄδην, gland]. Pertaining to or consisting of tissue that is unlike normal glandular tissue, though essentially glandular.

**Heteradenoma** (*het-er-ad-en-el'-mah*) [ἑτερος, other; ἄδην, gland; ὄμα, tumor: *pl.*, *Heteradenomata*]. A tumor formed of heteradenic tissue.

**Heteralius** (*het-er-a'-le-us*) [ἑτερος, other; ἄλω, a disc]. A double monster in which the parasite is very incomplete—usually merely a head—and inserted at a distance from the umbilicus of its host, and with no direct connection with the umbilical cord of the latter.

**Heterauxesis** (*het-er-awks-el'-sis*) [ἑτερος, other, different; αὐξησις, increase]. In biology, any unsymmetric growth, normal or abnormal.

**Heterecious** (*het-er-el'-se-us*) [ἑτερος, other, different; οἶκος, a house]. In biology, parasitic upon different hosts at different stages of growth.

**Hetero-** (*het'-er-o-*) [ἑτερος, other]. A Greek prefix denoting diversity or unlikeness.

**Hetero-albumose** (*het'-er-o-al'-bu-mōs*). See *Albumoses*.

**Hetero-autoplasty** (*het'-er-o-av'-to-plas-te*) [ἑτερος, other; αὐτός, self; πλάσσειν, to form]. Grafting of skin from one person upon the body of another.

**Heterobiophorid** (*het-er-o-bi-off'-or-id*) [ἑτερος, other, different; *biophore*, a bearer of vitality, from *bios*, life; *φέρειν*, to bear]. In biology, Weismann's name for a primitive organism, the constituent biophores of which have been differentiated, in connection with a division of labor, and combined in various ways to form the body of the organism. See *Homeobiophorid*.

**Heteroblastic** (*het-er-o-blas'-tik*) [ἑτερος, other, different; βλαστός, germ, bud]. In biology, arising from a different or abnormal source.

**Heterocarpous** (*het-er-o-kar'-pus*) [ἑτερος, other, different; καρπός, fruit]. In biology, having more than one sort of fruit.

**Heterocele** (*het'-er-o-sel*) [ἑτερος, other; κήλη, hernia]. A hernia existing in some prolapsed organ, as in a rectoceles.

**Heterocephalous** (*het-er-o-sef'-al-us*) [ἑτερος, other, different; κεφαλή, head]. In biology, applied to plants bearing flower-heads of more than one kind, as pistillate and staminate.

**Heterocephalus** (*het-er-o-sef'-al-us*) [ἑτερος, other; κεφαλή, the head]. A fetal monstrosity with two heads of unequal size.

**Heterocercal** (*het-er-o-ser'-kal*) [ἑτερος, other; κέρκος, tail]. In biology, having an asymmetric or unequally divided tail-fin.

**Heterocerous** (*het-er-os'-er-us*) [ἑτερος, other, different; κέρας, horn]. In biology, applied to a group of insects, the members of which vary as to the form of their antennæ.

**Heterochromia** (*het-er-o-kro'-me-ah*) [ἑτερος, other; χρώμα, color]. A difference in color (as between the irides of the two eyes).

**Heterochromous** (*het-er-o-kro'-mus*) [ἑτερος, other; χρώμα, color]. In biology, having different colors.

**Heterochronia** (*het-er-o-kro'-ne-ah*) [ἑτερος, other;

*χρόνος*, time]. The production of a structure or the occurrence of a phenomenon at an abnormal period of time.

**Heterochronic, Heterochronous** (*het-er-o-kron'-ik, het-er-ok'-ron-us*) [ἑτερος, other; χρόνος, time]. Irregular in occurrence. Occurring at different times, or at other than the proper time.

**Heterochrony** (*het-er-ok'-ro-ne*) [ἑτερος, other; χρόνος, time]. In biology, out of order as to time, as organs, organisms, or hereditary traits that occur out of the true ontogenetic sequence. Cf. *Homeochronous*.

**Heterocline** (*het'-er-o-klin*) [ἑτερος, other, different; κλίνη, bed]. Same as *Heterocephalus*.

**Heterocrania** (*het-er-o-kra'-ne-ah*) [ἑτερος, other; κρανιον, skull]. Headache involving but one side of the head.

**Heterocyst** (*het'-er-o-sist*) [ἑτερος, other, different; κύστις, a bag, pouch]. In biology, applied to individual cells in the moniliform rows of roundish, chlorophyll-bearing cells of the *Nostocaceæ*, which, apparently without any definite law, vary in size and color from those among which they are intercalated; a limiting-cell.

**Heterodactyl** (*het-er-o-dak'-til*) [ἑτερος, other; δάκτυλος, a finger or toe]. An animal in which the digits are in some way peculiar or irregular.

**Heterodermotrophy** (*het-er-o-der-mot'-ro-fe*) [ἑτερος, other; δέρμα, skin; τροφή, nutrition]. Disordered or perverted nutrition of the skin.

**Heterodont** (*het'-er-o-dont*) [ἑτερος, different; ὀδούς (ὀδοντ-), tooth]. In biology, having more than one sort of teeth, as incisors, canines, molars; the opposite of *Homodont*.

**Heterodromous** (*het-er-od'-ro-mus*) [ἑτερος, other; δρᾶμειν, to run]. In biology, growing or turning in opposite directions, as a tendril that coils first one way and then the other.

**Heterodromy** (*het-er-od'-ro-me*) [ἑτερος, other; δρόμος, a running]. In biology, a change in the direction of the spiral in the leaves of the branches and stem. Same as *Antidromy*.

**Heterodymus** (*het-er-od'-im-us*) [ἑτερος, other; δίδυμος, twin]. A double monster, the accessory part being but an imperfect head, with a neck and thorax by which it is implanted in the anterior abdominal wall of its host.

**Heterogamous** (*het-er-og'-am-us*) [ἑτερος, other; γάμος, marriage]. In biology, bearing male and female flowers in the same inflorescence or plant.

**Heterogamy** (*het-er-og'-am-e*) [ἑτερος, other; γάμος, marriage]. In biology, a term applied to different forms of sexual development arising from difference in nutrition or environment. It is typified in the *Phylloxera vastatrix*, the development of which is far more complex when the insects are bred under ground, on the roots of the grape-vine, compared with that when the insects breed upon the leaves of the vine. In the latter case the successive generations consist of apterous, oviparous females only; in the former the cycle consists of male insects, apterous females for perpetuating, and winged females for spreading the species.

**Heterogeneity** (*het-er-o-jen-el'-it-e*) [ἑτερος, other; γένος, kind]. The condition or quality of being heterogeneous.

**Heterogeneous** (*het-er-o-je'-ne-us*) [ἑτερος, other; γένος, kind]. Differing in kind or nature; composed of different substances; not homogeneous.

**Heterogenesis** (*het-er-o-jen'-es-is*) [ἑτερος, different; γένεσις, generation]. 1. Organic deviation in the situation or character of organs, etc. 2. In biology, a mode of biogenesis, by which the living parent gives rise to offspring that pass through totally different



series of states from those exhibited by the parents, and do not return into the cycle of the parents (Huxley). Milne-Edwards has substituted the word *Xenogenesis*, *q. v.*

**Heterogenetic** (*het-er-o-jen-et'-ik*) [ἐτερος, other; γένεσις, generation]. Pertaining to heterogenesis.

**Heterogenist** (*het-er-oi'-en-ist*). See *Abiogenesis*.

**Heterogeny** (*het-er-oi'-en-e*). Same as *Heterogenesis*.

**Heterogonous** (*het-er-og'-o-nus*) [ἐτερος, other; γόνος, generation]. In biology, having several kinds of flowers as regards the length of the stamens and styles; hetero-styled. Cf. *Dimorphous*, *Trimorphous*.

**Heterogony** (*het-er-og'-o-ne*) [ἐτερος, other; γόνος, generation]. A form of reproduction that consists in the occurrence, in the cycle of development, of individuals differing in structure from the parent forms and existing under special conditions of nutrition.

**Heterogynous** (*het-er-oi'-in-us*) [ἐτερος, other, different; γυνή, female]. In biology, applied to certain groups of insects among which there are two kinds of females, one sexually perfect, the other not.

**Heteroinfection** (*het-er-o-in-fek'-shun*) [ἐτερος, other; inficere, to taint]. 1. Infection transmitted by a person who is himself not infected. 2. Infection of any organism by a poison not produced within itself; opposed to auto-infection.

**Heteroinoculation** (*het-er-o-in-ok-u-lat'-shun*) [ἐτερος, other; inoculation, an ingrafting]. Inoculation of one person by another.

**Heterokinesis** (*het-er-o-kin-e'-sis*) [ἐτερος, different; κινεῖν, to move]. In biology, Weismann's term for that kind of nuclear division in which the two daughter-nuclei contain different kinds of idioplasm, *i. e.*, nuclear division depending upon a heterogeneous grouping of the primary constituents and resulting in parts containing dissimilar hereditary tendencies. Cf. *Homeokinesis*.

**Heterolalia** (*het-er-o-lal'-le-ah*) [ἐτερος, other; λαλία, talk]. The utterance of words other than those intended by the speaker; heterophemy.

**Heterologous** (*het-er-ol'-o-gus*) [ἐτερος, other; λόγος, relation]. Differing in structure or form from the normal. **H. Series**, a series derived from each other by chemic metamorphoses. **H. Tissues**, morbid tissues that have no structural relation with the normal tissues of the part. **H. Tumors**, tumors constituted of a different tissue from that of the part in or on which they are situated.

**Heterology** (*het-er-ol'-o-je*) [ἐτερος, other; λόγος, relation]. Abnormality in nature, form, or structure; development of an abnormal structure.

**Heterolopia**, **Heterology** (*het-er-o-lo'-pe-ah*, *het-er-ol'-o-pe*) [ἐτερος, other; λοπός, scale]. The presence of abnormal scales, crusts, or scabs.

**Heteromastigate** (*het-er-o-mas'-tig-āt*) [ἐτερος, other, different; μάστις, a whip]. In biology, having more than one kind of flagellum.

**Heteromerous** (*het-er-om'-er-us*) [ἐτερος, other; μέρος, a part]. In biology, having homologous parts diversely composed.

**Heteromorphism** (*het-er-o-mor'-fiz-m*) [ἐτερος, other; μορφή, form]. A condition marked by difference in form, as compared with the normal form. In chemistry, the property of crystallizing in different forms. In biology: 1. A state of deviation from a type or norm. 2. Exhibiting different forms at different stages in the life-history.

**Heteromorphosis** (*het-er-o-mor'-fo'-sis*) [ἐτερος, other; μόρφωσις, formation]. Malformation or deformity; any disease characterized by deformity.

**Heteromorphous** (*het-er-o-mor'-fus*) [ἐτερος, other; μορφή, form]. Differing from the normal in form.

**Heteronephrotrophy** (*het-er-o-nef-ro'-ro-fe*) [ἐτερος,

other; νεφρός, kidney; τροφή, nutrition]. Malnutrition or degeneration of any part of the kidney.

**Heteronomous** (*het-er-on'-o-mus*) [ἐτερος, other; νόμος, law]. In biology, diversification in any series or set of morphologically related structures through specialization.

**Heteronomy** (*het-er-on'-o-me*) [ἐτερος, other; νόμος, law]. 1. Subordination to a law of adaptive modification. 2. The presence of segmentation. Cf. *Autonomy* and *Homonomy*.

**Heteronym** (*het'-er-o-nim*) [ἐτερος, other; ὄνυμα, name]. An unrelated synonym; a name in one language that corresponds to the same name in another language, but has no near derivative relationship thereto.

**Heteronymous** (*het-er-on'-im-us*) [ἐτερος, other; ὄνυμα, name]. Not homonymous; applied to crossed double visual images, such as are seen when there is a relative divergence of the eyes.

**Heteronymy** (*het-er-on'-im-e*) [ἐτερος, other; ὄνυμα, name]. A system of polyglot nomenclature in which exact synonyms are used in each language to represent corresponding but unrelated words in other languages; compare *paronymy*.

**Hetero-osteoplasty** (*het'-er-o-os'-te-o-plas-te*) [ἐτερος, other; ὀστέον, bone; πλάσσειν, to form]. The surgical grafting of bone, especially with a graft taken from a bone of one of the lower animals.

**Heteropagus** (*het-er-op'-ag-us*) [ἐτερος, other; πηγνύναι, to unite]. A monstrosity with normal head, upper and lower extremities, but with a parasite attached to the anterior abdominal wall. The parasite has a head and extremities.

**Heteropathic** (*het-er-o-path'-ik*) [ἐτερος, other; πάθος, disease]. Pertaining to or making use of heteropathy.

**Heteropathy** (*het-er-op'-ath-e*) [ἐτερος, other; πάθος, affection]. The treatment of a disease by inducing a different morbid condition to neutralize it. Abnormal reaction to stimulus or irritation.

**Heteropelmous** (*het-er-o-pel'-mus*) [ἐτερος, different; πέλμα, the sole of the foot]. In biology, applied to birds in which each of the flexor tendons of the sole of the foot splits into two.

**Heterophagous** (*het-er-off'-ag-us*) [ἐτερος, other, different; φαγεῖν, to eat]. In biology, applied to young animals that require to be fed by the parents; altricial.

**Heterophemism** (*het-er-off'-em-izm*). See *Heterophemy*.

**Heterophemy** (*het-er-off'-em-e*) [ἐτερος, other; φήμη, utterance]. The utterance of one thing when another is intended; heterolalia.

**Heterophonia** (*het-er-o-fo'-ne-ah*) [ἐτερος, other; φωνή, voice]. Abnormal quality or perversion of the voice.

**Heterophoralgia** (*het-er-o-for-al'-je-ah*) [ἐτερος, other; φόρος, tending; ἄλγος, pain]. Eye-strain or ocular pain caused by heterophoria.

**Heterophoria** (*het-er-o-fo'-re-ah*) [ἐτερος, different; φόρος, tending]. A tending of the visual lines in some other way than that of parallelism. It may be **Esophoria**, a tending of the lines inward; or **Exophoria**, outward; or **Hyperphoria**, a tending of the right or left visual line in a direction above its fellow; **Hyperesophoria**, a tending of the visual lines upward and inward; **Hyperexophoria**, upward and outward.

**Heterophoric** (*het-er-o-fo'-rik*) [ἐτερος, other; φόρος, tending]. Due to heterophoria.

**Heterophthongia** (*het-er-off'-thong'-e-ah*) [ἐτερος, other; φθόγγος, sound]. Synonym of *Ventriloquism*.

**Heterophyadic** (*het-er-o-fi-ad'-ik*) [ἐτερος, other, different; φέειν, to grow]. In biology, characterized by producing two kinds of stems, *e. g.*, one fertile, the succeeding one sterile.

**Heterophyllous** (*het-er-off'-il-us*) [*ἑτεροφύλλος*, other, different; *φύλλον*, leaf]. In biology, producing more than one kind of leaves on the same stem, as in *Junciperus sabina*, var. *procumbens*, or having the leaves different in the several species of a genus.

**Heteroplasia** (*het-er-o-pla'-ze-ah*) [*ἑτεροπλάσις*, other; *πλάσις*, shaping]. 1. Development of abnormal tissue; the presence in a part where it does not normally belong, of tissue that may, or may not, be normal. 2. The gradual removal of the material of an engrafted part, and its replacement by material normal to the part in which it is engrafted.

**Heteroplasm** (*het'-er-o-plazm*) [*ἑτεροπλάσμα*, other; *πλάσμα*, something formed]. Heteroplastic material.

**Heteroplastic** (*het-er-o-plas'-tik*) [*ἑτεροπλάστις*, other; *πλάσσειν*, to form]. 1. Relating to heteroplasia. 2. Differing in structure.

**Heteroplastid** (*het-er-o-plas'-tid*) [*ἑτεροπλάστις*, other; *πλάσσειν*, to form]. A surgical graft.

**Heteroplasia** (*het'-er-o-plas-te*) [*ἑτεροπλάστειν*, to form]. 1 and 2. Same as *Heteroplasia*, *q. v.* 3. Surgical grafting, especially of parts taken from another species.

**Heteroprosopus** (*het-er-o-pro-so'-pus*) [*ἑτεροπρόσωπον*, other; *πρόσωπον*, face]. A fetus with two faces; janus or janiceps.

**Heteropsychology** (*het-er-o-si-kol'-o-je*) [*ἑτεροψυχολογία*, other; *ψυχή*, soul; *λόγος*, treatise]. The study or science of psychology, as based upon facts other than those of one's own subjective experiences.

**Heteropterous** (*het-er-op'-ter-us*) [*ἑτεροπτερός*, other, different; *πτερόν*, wing]. In biology, having the wings composed of several distinct parts, as in the bugs.

**Heterorexia** (*het-er-o-reks'-e-ah*) [*ἑτερορεξία*, other; *ῥεξίς*, desire]. Perversion of the appetite.

**Heteroscopy** (*het-er-os'-ko-pe*) [*ἑτεροσκοπεῖν*, to examine]. Same as *Deuteroscopy*.

**Heterosomatous** (*het-er-o-som'-at-us*) [*ἑτεροσώματος*, other, different; *σῶμα*, body]. In biology, having the body bilaterally asymmetric, or otherwise varying from a type.

**Heterosporous** (*het-er-os'-po-rus*) [*ἑτεροσπόρος*, other, different; *σπόρος*, seed]. In biology, bearing spores of more than one kind, as *macrospores* and *microspores*.

**Heterostrophy** (*het-er-os'-tro-fe*) [*ἑτεροστροφία*, other, different; *στροφή*, a turning]. In biology, a reversal in the direction of the twist, as in certain spiral shells.

**Heterostyled** (*het'-er-o-stil'd*) [*ἑτεροστυλός*, different; *στυλός*, a pillar, style]. See *Heterogonous*.

**Heterotaxia** (*het-er-o-taks'-e-ah*). See *Heterotaxis*.

**Heterotaxis** (*het-er-o-taks'-is*) [*ἑτεροτάξις*, other; *τάξις*, order]. The anomalous disposition or transposition of internal organs; a form of malformation occasionally seen in the human species—*situs inversus viscerum*. The transposition is most commonly seen in the abdomen. There is no interference with nutrition or function by the abnormal arrangement of the parts. The opposite of *Homotaxis*.

**Heterotopia** (*het-er-o-to'-pe-ah*) [*ἑτεροτόπις*, other; *τόπος*, place]. 1. Any misplacement of normal tissue, especially a congenital malformation of the brain, in which masses of gray matter are found transplanted into the white. This condition is invariably associated with idiocy. 2. The same as *Heterochronia*. 3. In biology, a mode of acceleration or change during growth, characterized by the transfer of cells from one part of the organism to the other.

**Heterotopic** (*het-er-o-top'-ik*). See *Heterotopous*.

**Heterotopous** (*het-er-of'-o-pus*) [*ἑτεροτόπιος*, other; *τόπος*, place]. Characterized by heterotopia; misplaced.

**Heterotopy** (*het-er-of'-o-pe*). Same as *Heterotopia*.

**Heterotrophia**, or **Heterotrophy** (*het-er-o-tro'-fe-ah*, or *het-er-of'-ro-fe*) [*ἑτεροτροφία*, other; *τροφία*, sustenance].

Any perversion or disorder of nutrition, local or general. In biology, obtaining nourishment by some abnormal or unusual arrangement.

**Heterotropia** (*het-er-o-trōp'-e-ah*). See *Strabismus*.

**Heterotropic** (*het-er-o-trop'-ik*) [*ἑτεροτρόπος*, other, different; *τρόπος*, a turning]. In biology, applied to plants the different organs of which behave differently under the same form of irritation. Cf. *Anisotropic*.

**Heterotopous** (*het-er-of'-o-pus*) [*ἑτεροτόπιος*, other; *τρόπος*, turning]. In biology, applied to any organ or part which is turned in an unusual direction, as an embryo transverse to the axis of the seed; *amphitropous*.

**Heterotypic** (*het-er-o-tip'-ik*), **Heterotypical** (*het-er-o-tip'-ik-al*) [*ἑτεροτύπος*, other; *τύπος*, pattern]. Applied to a monstrosity consisting of a well-developed fetus from which grows an immature secondary fetus.

**Heterotypus** (*het-er-o-ti'-pus*) [*ἑτεροτύπος*, other; *τύπος*, a type]. A double monster having the parasitic fetus hanging from the ventral wall of the principal subject.

**Heteroxanthin** (*het-er-o-zan'-thin*) [*ἑτεροξανθίνη*, other; *ξανθός*, yellow],  $C_6H_5N_2O_2$ . A leukomafine isolated from urine in 1884. In composition it is methyl-xanthin, and it is intermediate between xanthin and para-xanthin or dimethyl-xanthin; it exists in the urine of man in the same proportion as para-xanthin. It occurs in larger amount in the urine of leukemic patients. It is crystalline, soluble in hot water, insoluble in alcohol and ether. It is thought by Solomon to have its origin in the kidney. Its physiologic action is not yet fully known. Xanthin, heteroxanthin, and para-xanthin form normally an homologous series of xanthin-bodies in the urine.

**Heubner's Disease**. Syphilitic disease of the cerebral arteries. See *Diseases*, *Table of*.

**Heuchera** (*hu'-ker-ah*). See *Alum-root*.

**Heurteloup** (*her'-tel-ūp*) [after Baron Heurteloup, the inventor]. An artificial leech or cupping-apparatus.

**Hewitt's Mixture**. A mixture used in treating chlorosis. It consists of compound spirit of ether, compound tincture of lavender, and aromatic spirit of ammonia, each 2 drams; water sufficient to make 2 ounces. Of this one dram is given every two or three hours.

**Hewson's Dressing**. An application for wounds, tumors, etc., consisting of dry earth containing about 50 per cent. of clay. **H.'s Experiments**, experiments made to prove that the blood-vessels exert a restraining influence on coagulation.

**Hexabasic** (*heks-ah-ba'-sik*) [*ἑξάβασ*, six; *βάσις*, a base]. Replaceable by six basic atoms.

**Hexactinal** (*heks-ak'-tin-al*) [*ἑξάκτινος*, six; *ἄκτις*, ray]. In biology, bearing six rays.

**Hexad** (*heks'-ad*) [*ἑξάδα*, six]. In chemistry, an element the atoms of which have six times the saturating power or equivalence of the hydrogen atom.

**Hexadactylism** (*heks-ad-ak'-til-izm*) [*ἑξάδακτυλος*, six; *δάκτυλος*, a finger]. Having six fingers or toes.

**Hexagynian** (*heks-aj-in'-e-an*) [*ἑξάγυνος*, six; *γυνή*, female]. In biology, having six pistils or styles.

**Hexahydric Alcohols** (*heks-ah-hi'-drik*). See *Alcohol*.

**Hexamerous** (*heks-am'-er-us*) [*ἑξάμερος*, six; *μέρος*, part]. In biology, having six parts, or the parts in sixes.

**Hexandrous** (*heks-an'-drus*) [*ἑξάανδρος*, six; *ἄνθρωπος*, male]. In biology, having six stamens. It is also called *Hexandrious*, *Hexandrian*.

**Hexane** (*heks'-an*) [*ἑξάνας*, six],  $C_6H_{14}$ . The sixth member of the paraffin series of hydrocarbons. It is a liquid, boiling at about  $71^{\circ}C.$ , found in various natural oils.



**Hexapetalous** (*heks-ap-et'-al-us*) [ἕξ, six; πέταλον, a leaf]. In biology, having six petals.

**Hexaphyllous** (*heks-ap'-il'-us*) [ἕξ, six; φύλλον, leaf]. In biology, having six leaves or leaflets.

**Hexapod** (*heks'-ap-od*) [ἕξ, six; ποῖς, foot]. In biology, having six feet, as the true insects.

**Hexapodan** (*heks-ap'-o-dan*). Same as *Hexapod*.

**Hexapterous** (*heks-ap'-ter-us*) [ἕξ, six; πτερόν, a wing]. In biology, having six wings or wing-like appendages.

**Hexastemonous** (*heks-as-tem'-o-nus*) [ἕξ, six; στήμων, warp, taken as stamen]. Same as *Hexandrous*.

**Hexastichous** (*heks-as'-tik-us*) [ἑξάστιχος, of six rows]. In biology, having the parts or organs arranged in six rows.

**Hexatomic** (*heks-at-om'-ik*) [ἑξάς, six; ἄτομος, an atom]. In chemistry, consisting of six atoms; also applied to atoms that are hexavalent, and to alcohols or other compounds having six replaceable hydrogen atoms.

**Hexavalent** (*heks-av'-al-ent*) [ἑξάς, six; valens, having power]. In chemistry, having the same saturating or combining-power as six hydrogen atoms, or a valence of six.

**Hexicology** (*heks-ik-ol'-o-je*). See *Hexiology*.

**Hexiology** (*heks-e-ol'-o-je*) [ἕξις, habit; λόγος, science]. The science of the relations of the organism to its environment.

**Hexoses** (*heks-o'-sez*) [ἑξάς, six]. The aldehyd or ketone derivatives of the hexahydric alcohols. They occur frequently in plants, especially in ripe fruits. They are formed by the hydrolytic decomposition of all disaccharids and polysaccharids when they are boiled with dilute acids, or acted upon by ferments. They possess feeble reducing-power. They precipitate cuprous oxid from warm alkaline cupric solutions, one molecule of hexose precipitating about five atoms of copper. This is the basis of the method for the volumetric estimation of glucose by means of Fehling's solution. When exposed to *Schizomyces* the hexoses readily undergo fermentation. See *Carbohydrates*, *Table of*.

**Hexylamin** (*heks-il'-am-in*). See *Caproylamin*.

**Hey's Hernia**. See *Hernia*, *Encysted*. **H.'s Ligament**. See *Ligament*.

**Hiation** (*hi-a'-shun*) [*hiare*, to gape]. The act of gaping or yawning. Cf. *Pandiculation*.

**Hiatus** (*hi-a'-tus*) [*hiare*, to gape]. A space or opening. Also, the vulva. **H. aorticus**. See *Aortic Opening*. **H. of Fallopius**, the shallow groove on the petrous portion of the temporal bone. **H. sacralis**, a slit-like opening on the posterior surface of the sacrum. It is continuous above with the spinal canal. **H. semilunaris**, a crescentic furrow upon the outer wall of the middle meatus of the nose.

**Hibernaculum** (*hi-ber-nak'-u-lum*) [L., a winter residence: *pl.* *Hibernacula*]. In biology, an organ fitted to protect delicate parts during the winter; a winter bud.

**Hibernation** (*hi-ber-na'-shun*) [*hibernus*, winter]. The dormant condition or winter-sleep of certain animals, notably bears, hedgehogs, etc., in which animation is almost suspended. Respiration and circulation are greatly reduced, and nutrition is performed mainly at the expense of the fatty tissues of the animal.

**Hiccup, or Hiccough** (*hik'-up*) [*hic*, a mimic word; ME., *cough*, a cough]. A spasmodic contraction of the diaphragm causing inspiration, followed by a sudden closure of the glottis.

**Hickory** (*hik'-or-e*) [an American Indian name]. The bark of shellbark hickory, *Hicoria*, or *Carya alba*; it is tonic and anti-intermittent, and useful in malarial fevers. Dose of the fld. ext. ʒss-j. Unof.

**Hicks (Braxton), Method of**. In obstetrics a method of performing version. It is the bipolar or combined internal and external method. **H., Sign of**. See *Signs and Symptoms*, *Table of*.

**Hidden Seizure**. A popular name for various forms of slight or sudden epileptiform attacks.

**Hide** (*hid*) [ME., *hide*, skin]. The skin of an animal. The skins of the ox, cow, buffalo, horse, etc., that are utilized in the manufacture of leather, are especially so termed. If obtained from younger animals of the same kind, they are called *kips*. **H.-bound Disease**. See *Scleroderma*. **H.-bound Skin**. See *Scleroderma*. **H.-glue**. See *Glue*.

**Hidro-** (*hi'-dro*) [ιδρώς, sweat]. A prefix signifying sweat.

**Hidroa** (*hid-ro'-ah*) [ιδρωα, sweat-spots; sudamina]. Sudamina; any dermal lesion associated with or caused by profuse sweating.

**Hidrocystoma** (*hid-ro-sis-to'-mah*) [ιδρωα, sudamina; κύστις, a cyst; όμα, a tumor: *pl.* *Hidrocystomata*]. A variety of sudamina appearing on the face, especially in women in middle and advanced life.

**Hidromancy** (*hid'-ro-man-se*) [ιδρώς, sweat; μαντεία, divination]. The forming of a prognosis from examination of the perspiration.

**Hidronosus** (*hid-ron'-o-sus*) [ιδρώς, sweat; νόσος, disease]. Any disease of the sweat-glands.

**Hidropedesis** (*hid-ro-ped-e'-sis*) [ιδρώς, sweat; πήδησις, a leaping]. Excessive sweating.

**Hidroplania** (*hid-ro-pla'-ne-ah*) [ιδρώς, sweat; πλάνη, a wandering]. Sweating in an unusual portion of the body.

**Hidropoiësis** (*hid-ro-poi-e'-sis*) [ιδρώς, sweat; ποιεῖν, to make]. The process of the formation and excretion of sweat.

**Hidropoietic** (*hid-ro-poi-et'-ik*) [ιδρώς, sweat; ποιεῖν, to make]. Relating to hidropoësis; sudoriparous.

**Hidrorrhea** (*hid-ror-e'-ah*) [ιδρώς, sweat; ροία, a flow]. Excessive flow of sweat.

**Hidrosadenitis** (*hid-rös-ad-en-i'-tis*) [ιδρώς, sweat; αδὴν, gland; ιτις, inflammation]. Inflammation of the sweat-glands.

**Hidroschesis** (*hid-ros'-kes-is*) [ιδρώς, sweat; σχέσις, retention]. Retention or suppression of the sweat.

**Hidrosis** (*hid-ro'-sis*) [ιδρώς, sweat]. 1. The formation and excretion of sweat. 2. Abnormally profuse sweating. 3. Any skin-disease marked by disorder of the sweat-glands.

**Hidrotic** (*hid-ro'-ik*) [ιδρωτικός, producing sweat]. 1. Diaphoretic or sudorific. 2. A medicine that causes sweating.

**Hidrotopathic** (*hid-ro-to-path'-ik*) [ιδρώς, sweat; πάθος, disease]. Relating to a morbid state of the perspiratory function.

**Hidrotopoiësis** (*hid-ro-to-poi-e'-sis*) [ιδρώς, sweat; ποιεῖν]. Same as *Hidropoësis*.

**Hidrotopoietic** (*hid-ro-to-poi-et'-ik*). See *Hidropoietic*.

**Hidrozymases** (*hi-dro-zi-ma'-sez*) [ιδρώς, sweat; ζύμη, ferment]. Sweat-ferments, including amylase, emulsin, and pepsin.

**Hiera picra** (*hi'-er-ah pi'-krah*) [L., sacred bitters]. Pulvis aloes et canellæ. See *Aloes*.

**Hieracium** (*hi-er-a'-se-um*) [ἱεράκτιον, hawk-weed]. A genus of composite-flowered herbs. In the old world, **H. murorum** and **H. pilosella**, and in the U. S., **H. scabrum** and **H. venosum** are popularly esteemed as useful remedies. They have astringent and pectoral qualities. Unof.

**Hieralgia** (*hi-er-a'-je-ah*) [ἱερόν, sacred, sacrum; ἄλγος, pain]. Pain in the sacrum.

**High** (*hi*) [ME., *high*, high]. 1. Elevated far above a base. 2. Intensified in physical quality, as temper-

- ature. **H. Pelvic Posture.** See *Postures, Table of*.  
**H.-ride Sitting**, in *massage*, sitting astride a high stool or narrow bench in order to fix the pelvis.
- Highgate Resin** (*hi'-gāt rez'-in*). See *Copalín*.
- Highmore, Antrum of.** A cavity in the superior maxillary bone. **H.'s Antrum of the Testicle.** See *Antrum*.
- Highmorianum, Corpus** (*hi-mor-e-an'-um kor'-pus*) [L.]. See *Corpus*.
- Hilar** (*hi'-lar*) [*hilum*, a little thing]. In biology, pertaining to the hilum.
- Hill Diarrhea.** Hill colic. A peculiar type of diarrhea prevailing in certain hill-districts of India, marked by pernicious fever, extreme pain, and often speedy death.
- Hill's Stopping.** A preparation consisting principally of bleached gutta-percha, carbonate of lime, and quartz, used for filling teeth.
- Hilton's Law.** See *Law*. **H.'s Line.** See *Lines, Table of*. **H.'s Muscle.** See *Muscles, Table of*. **H.'s Sac**, a laryngeal pouch.
- Hilum** (*hi'-lum*) [*hilum*, a little thing; *pl.*, *Hila*]. In biology: (a) the point of attachment of an ovule or a seed to its funiculus, or if sessile, to the placenta; (b) a small pit, scar, recess, or opening in an animal structure, especially the notch on the internal or concave border of the kidney.
- Hinckes-Bird Method.** See *Ventilation*.
- Hind** (*hind*) [ME., *hindere, hinder*]. Pertaining to the rear or posterior extremity. **H.-brain**, a division of the brain, developing from a funnel-shaped tube in the embryo to an anterior lobe that becomes the cerebellum, and a posterior lobe that becomes the medulla oblongata. **H.-gut**, that part of the embryonic intestine from which the extreme aboral part of the large intestine is developed. See *Epigaster*. **H.-head**, the occiput. **H.-limb**, one of the posterior limbs of a quadruped.
- Hinge-joint** (*hinj'-joint*). See *Diarthrosis*.
- Hinoid** (*hin'-oid*) [*ic-(iv.)*, strength; *eidōs*, form]. In biology, applied to leaves the veins of which are parallel and undivided and set at right angles to the midrib.
- Hip** [ME., *hipe*, hip]. 1. The upper part of the thigh at its junction with the buttocks. 2. The hip-joint. 3. The coxa or first joint of an insect's leg. 4. To sprain the hip. 5. The fruit of the rose. *Confection of hips*, confection roseæ caninae. **H.-bath.** See *Bath*. **H.-bone**, the ischium. **H.-girdle**, the pelvic arch. **H.-joint**, the articulation of the femur with the haunch-bone or innominate bone. **H.-joint Disease**, an arthritis of the hip-joint; an affection of early life, and according as it begins in the head of the femur, the acetabulum, or in the synovial membrane and proper structures of the joint, divided respectively into *Femoral*, *Acetabular*, and *Arthritic*. Its etiology is obscure, its symptoms pain (coxalgia), swelling, and deformity. Coxalgia is incorrectly used as a synonym.
- Hipling** (*hip'-ling*) [ME., *hipe*, hip]. In obstetrics, a hip-presentation of the fetus.
- Hippanthropy** (*hip-an'-thro-pe*) [*ἵππος*, horse; *ἄνθρωπος*, man]. A form of zoanthropy in which the patient believes that he is a horse.
- Hippiater** (*hip-e-at'-ter*) [*ἵππος*, a horse; *ιατρός*, a physician]. A horse-doctor; a farrier.
- Hippiatric** (*hip-e-at'-ric*) [*ἵππος*, a horse; *ιατρός*, a physician]. Pertaining to veterinary surgery.
- Hippiatry** (*hip-i'-at-re*) [*ἵππος*, horse; *ιατρεία*, medical art]. Veterinary medicine, in so far as it relates to the horse; farriery.
- Hippocamp** (*hip'-o-kam-p*) [*ἵππος*, horse; *κάμπος*, a sea-monster]. The hippocampus major.
- Hippocampal** (*hip-o-kam'-pal*) [*ἵππος*, horse; *κάμπος*, a sea-monster]. Relating to the hippocampus.
- Hippocampus** (*hip-o-kam'-pus*) [*ἵππος*, horse; *κάμπος*, a sea-monster]. A name applied to two elevations, *H. major* and *H. minor*, the former situated in the inferior, and the latter in the posterior horn of the ventricles of the brain. When the name *Hippocampus* is used alone, the *H. major* is meant.
- Hippocoryza** (*hip-o-ko-ri'-zakē*). Synonym of *Equinia*.
- Hippocras** (*hip'-o-kras*) [*ἵππος*, horse; *κράτος*, strength]. An old-fashioned cordial or liquor, made of red wine, sweetened and flavored.
- Hippocrates' Bandage.** See *Bandage*.
- Hippocratic** (*hip-o-krat'-ik*) [*Hippocrates*, a Greek physician of the fourth century]. Pertaining to Hippocrates. **H. Expression**, an anxious expression of the countenance, described as characteristic of peritonitis. **H. Face.** See *Facies*. **H. Finger.** See *II. Nail*. **H. Nail**, a peculiar curvature of the nails seen in pulmonary tuberculosis and other lung-diseases. They are curved, longitudinally striated, overlapping the finger like the beak of a parrot. The condition is also called *Hippocratic Finger*. **H. Sound.** See *Succussion-sound*.
- Hippocratism** (*hip-ok'-rat-izm*) [*Hippocrates*, a Greek physician]. Hippocrates' doctrine of imitating nature in the treatment of disease.
- Hippocrepian** (*hip-o-krep'-pe-an*) [*ἵππος*, a horse; *κρηπίς*, a boot]. In biology, horse-shoe-shaped; hippocrepiform, as a certain deformity of the kidney.
- Hippocrepiform** (*hip-o-krep'-i-formi*). See *Hippocrepian*.
- Hippolith** (*hip'-o-lith*) [*ἵππος*, horse; *λίθος*, stone]. A calculus or bezoar found in the stomach of the horse.
- Hippology** (*hip-ol'-o-je*) [*ἵππος*, horse; *λόγος*, knowledge]. The anatomy, pathology, etc., of the horse.
- Hippomane** (*hip-om'-an-e*) [*ἵππομανές*; *ἵππος*, horse; *μανία*, madness; the ancients believed that horses were madly fond of a plant called by this name]. A genus of euphorbiaceous trees. **H. mancinella** and **H. spinosa**, the manchineel trees of tropical America, are extremely acrid and poisonous, even to the touch. They are used locally in medicine, especially in skin-diseases. Unof.
- Hippomelanin** (*hip-o-mel'-an-in*) [*ἵππος*, horse; *μέλας*, black]. A pigment found in melanotic tumors in horses.
- Hippopathology** (*hip-o-path-ol'-o-je*) [*ἵππος*, horse; *πάθος*, disease; *λόγος*, science]. The science of the diseases of the horse.
- Hippophagy** (*hip-off'-a-je*) [*ἵππος*, horse; *φαγεῖν*, to eat]. The eating of horse-flesh.
- Hipposteology** (*hip-os-te-ol'-o-je*) [*ἵππος*, horse; *ὀστέον*, bone; *λόγος*, science]. The science of osteology as applied to the horse.
- Hippotomy** (*hip-ol'-o-me*) [*ἵππος*, horse; *τομή*, a cutting]. The anatomy or dissection of the horse.
- Hippurate** (*hip'-u-rat*) [*ἵππος*, horse; *οὖρον*, urine]. Any salt of hippuric acid, *q. v.*
- Hippuria** (*hip-u'-re-ah*) [*ἵππος*, horse; *οὖρον*, urine]. Excess of hippuric acid in the urine, *e. g.*, after medication with benzoic acid.
- Hippuric Acid** (*hip-u'-rik*). See *Acid*.
- Hippuris** (*hip-u'-ris*) [*ἵππουρις*, horse-tail]. 1. A genus of haloragaceous aquatic herbs, common in all cool regions. **H. vulgaris** is astringent. Unof. 2. The cauda equina, *q. v.*
- Hippus** (*hip'-us*) [*ἵππος*, horse, from analogy to the movement of this animal]. Spasmodic pupillary movement, independent of the action of light.
- Hircin** (*her'-sin*). See *Acid, Hircic*.



**Hircinous** (*her-si'-nus*) [*hircinus*, of a goat]. In biology, having a goat-like odor.

**Hircismus** (*her-siz'-mus*) [*hircus*, a goat]. The goat-like odor sometimes emitted by the human axilla.

**Hircus** (*her'-kus*) [L., "goat"]. The tragus.

**Hirschfeld's Ganglion**. See *Ganglia*, *Table of*.

**Hirsute** (*her-sut'*) [*hirsutus*, rough, shaggy]. In biology, thickly covered with rough, shaggy hair.

**Hirsuties** (*her-su'-te-ēz*) [*hirsutus*, shaggy]. Hypertrichosis; hypertrichiasis; polytrichia; trichauxis; that condition in which the hairs of the body are increased in number or size, or grow in unusual situations, or in normal situations in unusual length or number. **H. gestationis**, a growth of hair about the chin and lips in women in the course of pregnancy.

**Hirsutocinerous** (*her-su-to-sin-e'-re-us*) [*hirsutus*, hairy; *cinerous*, ashy]. In biology, having a hairy coat of an ashy-gray color.

**Hirtellous** (*her-tel'-us*) [*hirtus*, hairy]. Minutely hirsute; stiffly pubescent.

**Hirudiniculture** (*hi-ru'-din-e-kul-chūr*) [*hirudo*, leech; *cultura*, culture]. The artificial breeding and rearing of leeches.

**Hirudo** (*hi-ru'-do*) [L.: *pl.*, *Hirudines*]. The leech, *q. v.*

**His**, **Bursa of**. A dilatation of the end of the archenteron described by His in a human embryo. **H.'s Granule-cell**, a granular cell resembling a leukocyte, found in the ovarian stroma. **H.'s Tissue**, a synonym of *Adenoid Tissue*.

**Hispid** (*his'-pid*) [*hispidus*, bristly]. In biology, bristly. Beset with rigid, spreading hairs or minute spines.

**Hispidulous** (*his-pid'-u-lus*) [*hispidus*, hairy]. In botany, minutely hispid; having short, stiff hairs.

**Histioid** (*his'-te-oid*). See *Histoid*.

**Histochemic** (*his-to-kem'-ik*) [*istós*, tissue; *χημία*, chemistry]. Relating to histochemistry.

**Histochemistry** (*his-to-kem'-is-tre*) [*istós*, tissue; *χημία*, chemistry]. The chemistry of the histologic elements of the body.

**Histodialysis** (*his-to-di-al'-is-is*) [*istós*, web; *διάλυσις*, a resolution]. The dissolution of organic tissue.

**Histogenesis** (*his-to-jen'-es-is*) [*istós*, web; *γένεσις*, generation]. In biology, the process of formation of cells and cell-products.

**Histogenetic** (*his-to-jen-e'-ik*) [*istós*, web; *γενᾶν*, to produce]. Relating to histogenesis.

**Histogeny** (*his-toj'-en-e*). See *Histogenesis*.

**Histography** (*his-toj'-ra-fe*) [*istós*, tissue; *γράφειν*, to write]. A description or written account of the tissues.

**Histohematins** (*his-to-hem'-at-in*) [*istós*, web; *αἷμα*, blood]. 1. A pigmentary extractive of the suprarenal bodies; it is found also in various other tissues in the lower animals. 2. One of a class of respiratory pigments; the intrinsic coloring-matters of the organs and tissues of invertebrates. The *histohematins* are of wide-spread occurrence in the tissues of both vertebrates and invertebrates. The best known is that found in muscles, viz., myohematin, *q. v.*

**Histoid** (*his'-toid*) [*istós*, web; *εἶδος*, likeness]. Pertaining to tissue derived from the mesoblast, as a histoid tumor. See *Neoplasm*.

**Histokinesis** (*his-to-kin-e'-sis*) [*istós*, tissue; *κίνησις*, movement]. Movement that takes place in the minute structural elements of the body.

**Histologic, Histological** (*his-to-loj'-ik, his-to-loj'-ik-al*) [*istós*, tissue; *λόγος*, science]. Relating to histology.

**Histologist** (*his-tol'-o-jist*) [*istós*, tissue; *λόγος*, science]. One who is expert in histology.

**Histology** (*his-tol'-o-je*) [*istós*, tissue; *λόγος*, science]. The study of the intimate structure of tissues.

**Histolysis** (*his-tol'-is-is*) [*istós*, tissue; *λύσις*, dissolution]. Disintegration and dissolution of organic tissue.

**Histolytic** (*his-tol-it'-ik*) [*istós*, tissue; *λύσις*, dissolution]. Pertaining to histolysis.

**Histomorphology** (*his-to-morf-ol'-o-je*) [*istós*, tissue; *μορφή*, form; *λόγος*, science]. The morphology of the histologic elements of the body.

**Histon** (*his'-ton*) [*istós*, tissue]. A proteid prepared from the nuclei of cells. It belongs to the group of proteids known as albumoses or propeptones.

**Histonomy** (*his-ton'-o-me*) [*istós*, tissue; *νόμος*, a law]. The laws of the development and arrangement of organic tissue.

**Histopathology** (*his-to-path-ol'-o-je*) [*istós*, tissue; *πάθος*, disease; *λόγος*, science]. The study of minute pathologic changes or states.

**Histophysiology** (*his-to-fiz-e-ol'-o-je*) [*istós*, web, tissue; *φύσις*, nature; *λόγος*, science]. The science of the functions of the various tissues.

**History** (*his'-tor-e*) [*ιστορία*, a learning by inquiry]. A narrative; story. **H.**, **Biologic**, the life-story of any animal. **H.**, **Medical**, the account obtained from a patient as to his health, past and present, and the symptoms of his disease.

**Histotome** (*his'-to-tōm*) [*istós*, tissue; *τομός*, cutting]. A microtome or other apparatus for cutting tissue for the study of its minute structure.

**Histotomy** (*his-tol'-o-me*) [*istós*, tissue; *τέμνειν*, to cut]. The dissection of any organic tissue.

**Histotripsy** (*his-to-trip'-se*) [*istós*, web; *τρίψις*, a crushing]. The crushing of tissues by an ecraseur.

**Histotromy** (*his-tol'-ro-me*) [*istós*, tissue; *τρόμος*, tremor]. Fibrillary contraction.

**Histotrophic** (*his-to-trōf'-ik*) [*istós*, tissue; *τροφή*, nourishment]. Concerning the nutrition of the tissues.

**Histozyme** (*his'-to-zim*) [*istós*, tissue; *ζύμη*, leaven]. A ferment found by Schmiedeberg in the kidneys of pigs, and concerned in splitting up hippuric acid.

**Histrionic** (*his-tre-on'-ik*) [*histrion*, an actor]. Dramatic. **H. Mania**, insanity with affectation and lofty manner. **H. Muscles**, the expressional muscles of the face. **H. Spasm**, spasm of the histrionic muscles.

**Histrionism** (*his'-tre-on-izm*) [*histrion*, a player]. Dramatic action in insanity or in hysteria.

**Hitooch** (*hit-oosh'*). See *Hitouch*.

**Hitouch** (*hit-oosh'*) [Heb.]. Hitooch; the first step in the Jewish rite of circumcision. It consists in cutting off the prepuce.

**Hives** (*hivz*) [origin uncertain]. A name loosely applied to almost any papular eruption of the skin. In Great Britain, the term is applied to *croup*, *laryngitis*, and to *chicken-pox*; in the United States it is limited to a transitory form of *urticaria*, *q. v.*

**Hive-syrup**. See *Scilla* and *Antimonium*.

**Hoang-nan**, or **Hwang-nao** (*hwang-nao'*) [Chinese]. A Chinese preparation obtained from the bark of *Strychnos gaultheriana*. Its properties are due to a small percentage of strychnin. It is recommended as an alternative in syphilis, leprosy, and similar diseases, and is an alleged preventive of hydrophobia if given in large doses (gr. xv) during the period of incubation. Dose of the powdered drug gr. iij- $\frac{v}{8}$ ; of the aceto-alcoholic extract gr.  $\frac{1}{8}$ - $\frac{1}{2}$ ; of the tinct. m]-v.

**Hoar** (*hor*) [ME., *hore*, hoar]. Gray; old.

**Hoarhound** (*hor'-hound*). See *Marrubium*.

**Hoariness** (*hor'-e-nes*). See *Canities*.

**Hoarse** (*hors*) [ME., *hoors*, harsh]. Harsh; grating; discordant; applied to the voice.

**Hoarseness** (*hors'-nes*) [ME., *hoorsnesse*, hoarseness]. Harshness of the voice depending on some abnormal condition of the larynx or throat.

**Hob-nail Liver, or Hob-nailed Liver.** A liver covered with small bossellations like the heads of hob-nails; it is the result of cirrhosis, or of an old and persistent hyperemia. It is called also *Gin-drinkers' Liver*.

**Hobokenius, Valves of.** Crescentic or ring-like ridges on the inner surface of the umbilical vessels, producing constrictions upon their outer surface.

**Hock** (*hok*) [Ger., *Hochheimer*]. White Hochheimer wine; any German white wine.

**Hock, Hough** (*hok*) [ME., *houz*, heel]. The joint on the hind-leg of a quadruped between the knee and the fetlock, corresponding to the ankle-joint in man. In man, the back part of the knee-joint; the ham.

**Hodgen's Apparatus.** A modification of Smith's anterior splint.

**Hodgkin's Disease.** See *Lymphadenoma* and *Diseases, Table of*.

**Hodgson's Dilatation, or Disease.** Dilatation of the aorta. It commences with inflammatory and sub-inflammatory changes in the tissues, going on to extreme degeneration, with dilatation of the first part of the aorta. There is sometimes involvement of the aortic valves, with hypertrophy and dilatation of the heart. See *Diseases, Table of*.

**Hoe** (*ho*) [ME., *howe*, a hoe]. A scraping-instrument used in operations for cleft-palate, or in dentistry.

**Hoffmann's Anodyne.** See *Ether. H.'s Violet*. Same as *Dahlia*. **H.'s Method.** See *Treatment, Methods of*.

**Hofmeier's Method.** A method of expression of the fetal head. It is carried out by pressure on the head alone, by directly pressing from without upon the occiput and the face from both sides.

**Hofmeister's Method.** A method of removing proteids from a liquid. To the liquid, rendered faintly acid and heated to boiling, add a solution of ferric acetate, made by saturating acetic acid with recently precipitated ferric hydrate. After boiling for a few minutes and filtering, a solution is obtained which contains neither proteids nor iron. This method does not precipitate peptones.

**Hog** [ME., *hog*, a gelded hog]. 1. A gelded pig; a barrow-pig. 2. A glutton. **H.-cholera**, a specific, highly contagious fever of swine, attended with inflammation of the lungs, stomach, intestines, and other organs, usually diarrhea, frequently cough, and extravasations of blood in the skin and mucous membranes. It is called also *Pneumointeritis*. See *Bacillus ex pneumo-enteritide suis*, under *Bacteria, Table of*. **H.-gum**, a name for various West Indian resins. See *Gum*. **H.'s Potato.** See *Camass*. **H.-weed.** See *Ambrosia*.

**Hohl's Method.** A method of preserving the perineum in labor. It consists in applying resistance to the presenting part, the thumb being applied anteriorly to the occiput and the index and middle fingers posteriorly upon that portion of the head lying nearest the commissure.

**Holagogue** (*hol'-ag-og*) [*ῥλος*, whole; *ἄγωγος*, leading]. A medicine or remedy that expels or drives out the whole of a morbid substance. A radical remedy.

**Holarrhena** (*hol-ar-e'-nah*). See *Wrightia*.

**Holcodont** (*hol'-ko-dont*) [*ῥλός*, a furrow; *ὀδός* (*ὀδόντ*), tooth]. In biology, applied to teeth planted in a continuous groove.

**Holden's Line.** See *Lines, Table of*.

**Holder** (*hold'-er*) [ME., *holdere*, a holder]. A device for holding instruments, sponges, etc., in surgical operations.

**Holder's Plane.** See *Plane*.

**Hold-fast** (*hold'-fast*). A "lumpy-jaw" tumor. See *Actinomyces*.

**Hollands** (*hol'-ands*). See *Gin*.

**Hollek** (*hol'-ek*). Same as *Hollyhock*.

**Hollow-foot** (*hol'-o-foot*). See *Cavus*.

**Holly** (*hol'-e*). See *Ilex*.

**Hollyhock** (*hol'-e-hok*) [AS., *holihoc*, hollyhock]. A name given to the *Althea rosea* and other species of *Althea*. See *Althea*.

**Holmgren's Test.** The worsted test for color-blindness. One of the worsteds is placed before the person to be tested, and he is asked to match it as nearly as possible.

**Holo-** (*hol'-o-*) [*ῥλος*, entire]. A prefix signifying entirety.

**Holoblast** (*hol'-o-blast*) [*ῥλος*, whole; *βλαστός*, germ]. In biology, an ovum that undergoes complete segmentation while germinating.

**Holoblastic** (*hol-o-blas'-tik*) [*ῥλος*, whole; *βλαστός*, germ]. In biology, applied to eggs in which the entire yolk is included in the process of segmentation; one in which there is no separate food-yolk.

**Hologastrula** (*hol-o-gas'-tru-lah*) [*ῥλος*, whole; *γαστήρ*, stomach: *pl.*, *Hologastrula*]. In biology, the gastrula resulting from the development of a holoblastic ovum.

**Holometabolian** (*hol-o-met-ab-o'-le-an*). Same as *Holometabolic*.

**Holometabolic** (*hol-o-met-ab-ol'-ik*) [*ῥλος*, whole; *μεταβόλος*, changeable]. In biology, applied to animals that undergo complete metamorphosis or transformation, as insects.

**Holnarcosis** (*hol-o-nar-ko'-sis*) [*ῥλος*, complete; *νάρκωσις*, stupor]. Complete narcosis.

**Holopathy** (*hol-op'-ath-e*) [*ῥλος*, entire; *πάθος*, disease]. 1. A general or constitutional disease of which a local disorder is but a manifestation. 2. The theory that local diseases are manifestations of a general disorder.

**Holophanorous** (*hol-o-fan'-er-us*) [*ῥλος*, whole; *φανερός*, visible]. In biology, discernible throughout, as the transformation of insects.

**Holophytic** (*hol-o-fit'-ik*) [*ῥλος*, whole; *φυτόν*, plant]. In biology, applied to certain protozoa and other animals that, in their mode of nutrition, closely resemble plants.

**Holoplexia** (*hol-o-pleks'-e-ah*) [*ῥλος*, whole; *πληξις*, a stroke]. Complete or general paralysis.

**Holopneustic** (*hol-op-nu'-stik*) [*ῥλος*, whole; *πνευστικός*, πνεῖν, to breathe]. In biology, applied to such insect larvae as possess many pairs of open stigmata, as distinguished from those having no open stigmata, *apneustic* larvae.

**Holorrhinal** (*hol-o-ri'-nal*) [*ῥλος*, whole; *ῥίς*, the nose]. In biology, applied to the *Gallina* and other birds having the anterior margin of the nasal bone concave, with two cornua directed forward, the processes being continuous behind with the body of the bone and with one another.

**Holoschisis** (*hol-os'-kis-ís*) [*ῥλος*, whole; *σχίσις*, cleavage]. Amitotic or indirect cell-division; amitosis.

**Holosericeous** (*hol-o-ser-is'-e-us*) [*ῥλος*, whole; *σηρικός*, of silk]. In biology, covered with very minute silky hairs.

**Holosteous** (*hol-os'-te-us*) [*ῥλος*, whole; *ὀστέον*, a bone]. In biology, having a completely bony skeleton.

**Holostomatous** (*hol-o-sto'-mat-us*) [*ῥλος*, whole; *στόμα*, mouth]. In biology, having the mouth entire, neither notched nor with parts missing.

**Holostomous** (*hol-os'-to-nus*). Same as *Holostomatous*.

**Holotetanus** (*hol-o-tet'-an-us*) [*ῥλος*, whole; *τέτανος*, tetanus]. General tetanus; called also *Holotonia*.



**Holothecal** (*hol-o-the'-kal*) [*ὅλος*, whole; *θήκη*, case]. In biology, booted; applied to birds in which the tarsal envelop is entire.

**Holotomy** (*hol-ot'-o-me*) [*ὅλος*, whole; *τέμνειν*, to cut]. Complete surgical excision of a part or organ.

**Holotonia**, or **Holotomy** (*hol-o-to'-ne-ah*, *hol-ot'-o-ne*) [*ὅλος*, entire; *τείνειν*, to stretch]. Same as *Holotetanus*.

**Holotonic** (*hol-o-ton'-ik*) [*ὅλος*, entire; *τείνειν*, to stretch]. Relating to, or characterized by, holotetany.

**Holozoic** (*hol-o-zo'-ik*) [*ὅλος*, whole; *ζῶον*, an animal]. In biology, entirely resembling animals in mode of nutrition.

**Holthouse**, **Hernia** of. See *Hernia*.

**Holting** (*hōlt'-ing*) [after *Holt*, the inventor of the method]. The division of an urethral stricture by Holt's dilator.

**Holtz Machine**. A particular form of electro-static induction-machine.

**Homalocephalus** (*hom-al-o-sef'-al-us*) [*ὁμαλός*, flat; *κεφαλή*, the head]. Lissauer's term for "flat-headed."

**Homalocoryphus** (*hom-al-o-kor'-if-us*) [*ὁμαλός*, flat; *κορυφή*, the head]. Lissauer's term for a skull in which the angle formed by two lines drawn from the bregma and the occipital point to the highest point above is between  $132^\circ$  and  $142^\circ$ .

**Homalognatous** (*hom-al-o-gon'-at-us*) [*ὁμαλός*, even; *γόνυ*, knee]. In biology, applied to such birds as possess an accessory femoro-caudal muscle and a tufted oil-gland and cocca; the opposite of *Anomalognatous*, in which this combination is never found.

**Homalographic** (*hom-al-o-graf'-ik*) [*ὁμαλός*, same; *γράφειν*, to write]. Pertaining to homology. **H. Method**, a method of showing the structure of the body by means of plane sections of a frozen body.

**Homalography** (*hom-al-og'-ra-fe*) [*ὁμαλός*, level; *γράφειν*, to record]. Anatomy by sections; the representation of structure by means of sketches of various sections.

**Homalometopus** (*hom-al-o-met'-o'-pus*) [*ὁμαλός*, flat; *μέτωπον*, the space between the eyes]. Lissauer's term for a skull having a frontal angle between  $130.5^\circ$  and  $141^\circ$ .

**Homalopisthocranium** (*hom-al-o-pis-tho'-kra'-ne-us*) [*ὁμαλός*, flat; *ὀπίσθεν*, behind; *κράνιον*, the skull]. Lissauer's term for a skull in which the angle formed by lines joining the external occipital protuberance and the occipital point with the highest point of the skull is between  $140^\circ$  and  $154^\circ$ .

**Homalosternal** (*hom-al-o-ster'-nal*) [*ὁμαλός*, even; *στέρνον*, sternum]. In biology, having a raft-like or keelless sternum; ratite, as certain birds.

**Homaluranus** (*hom-al-u-ra'-nus*) [*ὁμαλός*, flat; *οὐρά*, a tail]. Lissauer's term for a skull in which the angle formed by lines joining the occipital point and the bregma with the highest point of the skull is between  $147.5^\circ$  and  $163.5^\circ$ .

**Homatropin** (*hōm-at'-ro-pin*). See *Atropin*.

**Homeo-** (*ho'-me-o*) [*ὁμοιος*, like]. A prefix signifying like or similar.

**Homeobiophorid** (*ho-me-o-bi-off'-or-id*) [*ὁμοιος*, like; *βίος*, life; *φέρειν*, to bear]. In biology, Weismann's name for the lowest and most primitive undifferentiated organism conceivable, having the form of a single biophore, or of a number of similar biophores, in which multiplication and transmission would occur together, no special apparatus being required for the latter process, as a reproduction by binary fission must result in two corresponding halves, each containing similar biophores, and each of which, simply by the multipli-

cation of its units, is able to give rise to a compact organism like the parent. Cf. *Heterobiophorid*.

**Homeochronous** (*ho-me-ok'-ro-nus*) [*ὁμοιος*, like; *similar*; *χρόνος*, time]. In biology, true ontogenetic sequence; appearance in proper order in time; applied to animals, organs, or hereditary traits. **H. Heredity**, pertaining to the appearance of an organ, trait, tendency or function, whether psychologic, physiologic, or pathologic, at a similar time of life in a series of descendants.

**Homeodont** (*ho'-me-o-dont*) [*ὁμοιος*, like; *ὀδόντ*, tooth]. In biology, applied to teeth that are simple cones.

**Homeokinesis** (*ho-me-o-kin-e'-sis*) [*ὁμοιος*, like; *κινεῖν*, to move]. In biology, Weismann's term for that kind of nuclear division in which the two daughter-nuclei contain similar idioplasm; *i. e.* nuclear division depending upon a perfectly uniform distribution of the primary constituent and resulting in parts containing similar hereditary tendencies. Cf. *Heterokinesis*.

**Homeomerous** (*ho-me-om'-er-us*) [*ὁμοιος*, like; *μέρος*, part]. In biology, having given organs or parts distributed uniformly throughout.

**Homeomorphous** (*ho-me-o-mor'-fus*) [*ὁμοιος*, like; *μορφή*, form]. Like or similar in form and structure.

**Homeopathic** (*ho-me-o-path'-ik*) [*ὁμοιος*, like; *πάθος*, feeling]. Relating to homeopathy.

**Homeopathist** (*ho-me-op'-ath-ist*) [*ὁμοιος*, like; *πάθος*, feeling]. A practitioner of homeopathy.

**Homeopathy** (*ho-me-op'-ath-e*) [*ὁμοιος*, like; *πάθος*, ailment or disease]. A system of treatment of disease by the use of agents that, administered in health, "would produce symptoms similar to those morbid conditions for the relief of which the agent or medicine is given." The hypothesis expressed by the adage, "*similia similibus curantur*." See *Regular* and *Allopathy*.

**Homeoplasia** (*ho-me-o-pla'-ze-ah*) [*ὁμοιος*, like; *πλάσσειν*, to shape]. The growth of tissue resembling the normal tissue, or matrix, in its form and properties; also the tissue so formed.

**Homeoplastic** (*ho-me-o-plas'-tik*) [*ὁμοιος*, like; *πλάσσειν*, to form]. Pertaining to a neoplasm resembling its matrix-tissue in texture. One differing widely in this respect is **heteroplastic**. If separated in position, it is said to be **heterotopic**; in date, **heterochronic**.

**Homeoplasty** (*ho'-me-o-plas-te*). See *Homeoplasia*.

**Homeosis**, or **Homoiosis** (*ho-me-o'-sis*, or *ho-moi-o'-sis*) [*ὁμοίωσις*, *ὁμοιος*, like]. The assimilation of nutrient material.

**Homeo-therapeutics** (*ho-me-o-ther-ap-u'-tiks*) [*ὁμοιος*, like; *θεραπεύειν*, to serve]. The homeopathic doctrine of therapeutics.

**Homeothermal**, or **Homiothermal** (*ho-me-o-ther'-mal*, *ho-moi-o-ther'-mal*) [*ὁμοιος*, like; *θερμῇ*, heat]. Pertaining to animals that are "warm-blooded," or that maintain a uniform temperature despite variations in the surrounding temperature.

**Homeozoic** (*ho-me-o-zo'-ik*) [*ὁμοιος*, the same; *ζωή*, life]. In biology, applied to geographic areas, zones, or belts, having similar forms of life.

**Homesickness** (*hōm'-sik-nes*). Nostalgia. An urgent desire to return to one's home. It may be accompanied by a morbid sluggishness of the functions of the various organs of the body, and may develop into profound melancholy.

**Homicidal** (*hom-is-i'-dal*) [*homo*, a man; *cadere*, to kill]. Pertaining to homicide. **H. Mania**, insanity characterized by murderous impulses.

**Homicide** (*hom'-is-id*) [*homo*, a man; *cadere*, to kill]. The killing of a human being without malice or intent, as distinguished from murder or manslaughter.

Also, the taking of human life in general by another. Also, one who takes the life of another.

**Homiculture** (*ho'-mik-ul-chur*) [*homo*, man; *cultura*, culture]. The proposed improvement of the human species by attention to the laws of breeding; stirpiculture.

**Hominisection** (*ho-min-is-ek'-shun*) [*homo*, *hominis*, man; *sectio*, a cutting]. Dissection of the human body; anthropotomy.

**Homo** (*ho'-mo*) [L.]. Man. The sole genus of the order *Bimana*.

**Homoblastic** (*ho-mo-blas'-tik*) [*ὁμός*, the same; *βλαστός*, a bud, germ]. In biology, derived from like germs or cells.

**Homocarpous** (*ho-mo-kar'-pus*) [*ὁμός*, the same; *καρπός*, fruit]. In biology, bearing fruits all of one kind.

**Homocentric** (*ho-mo-sen'-trik*) [*ὁμός*, same; *κέντρον*, center]. Concentric. Having the same center. **H. Rays**, a pencil of light-rays either cone-shaped or rod-shaped.

**Homocerc** (*ho'-mo-serk*) [*ὁμός*, the same; *κέρκος*, the tail]. Same as *Homocercal*.

**Homocercal** (*ho-mo-ser'-kal*) [*ὁμός*, the same; *κέρκος*, the tail]. In biology, applied to fishes in which the caudal fin-rays are so disposed as to give the tail an appearance of symmetry with respect to the axis of the body.

**Homocerebrin** (*ho-mo-ser'-e-brin*) [*ὁμός*, like; *cerebrum*, cerebrum]. A substance derivable from brain-tissue, closely resembling cerebrin, but more soluble in alcohol.

**Homochromous** (*ho-mo-kro'-mus*) [*ὁμός*, the same; *χρῶμα*, color]. In biology, all of one color, as the florets in a flower-head, or an entire organism.

**Homocinchonidin** (*ho-mo-sin-kon'-id-in*) [*ὁμός*, the same; *cinchona*],  $C_{19}H_{22}N_2O_2$ . An alkaloid derived from *South American Red-bark*, one of the *Cinchonas*.

**Homodermic** (*ho-mo-der'-mik*) [*ὁμός*, the same; *δέρμα*, the skin]. In biology, of similar blastodermic origin; applied to tissues or organs.

**Homodesmotic** (*ho-mo-des-mot'-ik*) [*ὁμός*, like; *δεσμός*, bond]. Connecting centers of equal importance (as a nerve-fiber).

**Homodont** (*ho'-mo-dont*) [*ὁμός*, the same; *ὀδόντος*, tooth]. In biology, having the teeth alike throughout.

**Homodromous** (*ho-mo-d'-ro-mus*) [*ὁμός*, the same; *δρόμος*, a course]. In biology, applied to plants in which the spiral arrangement of the leaves on the stem and branches is alike throughout.

**Homodynamy** (*ho-mo-di'-nam-e*) [*ὁμός*, the same; *δύναμις*, power]. In biology, serial homology; applied to homologous parts (somites or metameris) arranged along the long axis of the body.

**Homœo-** (*ho'-me-o-*). For words thus beginning, see *Homeo-*.

**Homogamous** (*ho-mog'-am-us*) [*ὁμός*, the same; *γάμος*, marriage]. In biology, having all the florets of the inflorescence alike in sex.

**Homogamy** (*ho-mog'-am-e*) [*ὁμός*, same; *γάμος*, marriage]. 1. Romanes' term for that method of evolution by physiologic selection of those varieties, the individuals of which are fertile among themselves, but less fertile or sterile with other varieties and with the parent-stock. It is called also *Segregate Fecundity* by Gulick. See *Evolution*. 2. In biology, applied to hermaphrodite flowers that mature their stigmas and anthers at the same time.

**Homogen** (*ho'-mo-jen*) [*ὁμός*, the same; *γένος*, race]. In biology: 1. Derived from the same or similar

parents; having a common ancestor. 2. One of two organs or organisms having a common ancestor or ancestral part. **H., Ancestral**, *i. e.*, homogenetic homologues that do not arise similarly, though probably descended from common ancestral parts, *e. g.*, the legs of flies of diverse development. **H., Developmental**, *i. e.*, homogenetic homologues that arise similarly, whether descending from the same ancestral part or not, *e. g.*, some of the cranial bones of a Teleostean and of a mammal.

**Homogeneity** (*ho-mo-jen'-et-e*) [*ὁμός*, like; *γένος*, a kind]. The condition of being homogeneous.

**Homogeneous** (*ho-mo-je'-ne-us*) [*ὁμός*, like; *γένος*, kind]. Having the same nature or qualities. Similar or identical in structure. **H. Immersion**. See *Immersion*. **H. Triplets**. See *Homogeneous Twins*.

**H. Twins**, in embryology, when the cleavage-force is exerted to its fullest effect, the entire embryonal trace is completely divided; each resulting part may be capable of independent development, whereby two fetuses are produced remarkable for their great similarity; such offspring are known as *homogeneous twins*. They are always of the same sex and possess almost perfect identity of physical characteristics. So also may a secondary fission of one of the halves take place, as an extremely rare occurrence, *homogeneous triplets* resulting from such twofold division of the original area. Such fetuses usually lie within a single chorion, enclosed by a separate or a common amniotic sac, the increased pressure arising from the unusual contents of the limited uterine cavity favoring absorption and disappearance of the amniotic partitions.

**Homogenesis** (*ho-mo-jen'-es-is*) [*ὁμός*, like; *γεννᾶν*, to beget]. Univocal generation; reproduction in which a living parent gives rise to offspring that pass through the same cycle of changes as itself.

**Homogenization** (*ho-mo-jen'-iz-a'-shun*) [*ὁμός*, the same; *γεννᾶν*, to produce]. The act or process of rendering or of becoming homogeneous; reduction to a common standard; the process of rendering the objects of microscopic study transparent and fixed.

**Homogenous** (*ho-moj'-en-us*) [*ὁμός*, the same; *γένος*, race]. In biology, applied to structures that are genetically related, in so far as they have a single representation in a common ancestor.

**Homogentisic Acid** (*hom-o-jen-tiz'-ik*). See *Acid*.

**Homogeny** (*ho-moj'-en-e*) [*ὁμογενής*, of the same race or family]. In biology, an agreement among organisms depending on the inheritance of a common part or having a common ancestor. See *Homogenesis*.

**Homogonous** (*ho-moj'-on-us*) [*ὁμός*, similar; *γόνος*, offspring]. In biology, having the stamens and pistils alike in all the flowers of the species; homostyled. Cf. *Heterogonous*.

**Homoio-** (*ho'-moi-o-*). For words thus beginning, see *Homeo-*.

**Homoiosis** (*ho-moi-o'-sis*). See *Homeosis*.

**Homologize** (*ho-mol'-o-jiz*) [*ὁμός*, the same; *λέγειν*, to speak]. In biology: 1. To recognize as homologous; 2. To exhibit homology; to correspond in structure.

**Homologous** (*ho-mol'-o-gus*) [*ὁμός*, the same; *λέγειν*, to speak]. In biology, corresponding in structure, either directly or as referred to a fundamental type. In chemistry, being of the same chemic type or series; differing by a multiple or an arithmetic ratio in certain constituents, while the physical qualities are analogous, with small differences, as if corresponding to a series of parallels. **H. Tissues**, those identical in type of structure. **H. Tumor**, a name given by Virchow to a tumor consisting of tissue identical with that of the organ whence it springs.



**Homologue** (*hom'-o-log'*) [ὁμός, same; λόγος, proportion]. An homologous organ common to any number of species, classes, or orders of animals; that which has the same relative structure, position, or development as another. The same organ in different organisms under every variety of form and function. We may have: 1. **Homogenetic Homologues**, *i. e.*, parts which, on the evolutionary theory, have a genetic relation, *e. g.*, the humerus of a horse and that of an ox. 2. **Homoplastic Homologues**, *i. e.*, parts closely similar as to relative position, but with no genetic affinity, or only a remote one, *e. g.*, the ventricle of a bat and that of a bird. 3. **Homogenetic Serial Homologues**, *i. e.*, different parts of one individual, the correspondence between which is to be accounted for by the influence of external conditions (the "superinduced segmentation" of Mr. Herbert Spencer), *e. g.*, the fore-limbs and hind-limbs of one side of any animal. 4. **Vertical Homologues**, *i. e.*, different corresponding parts of one individual, of which one part is dorsal, the other ventral, *e. g.*, dorsal and anal fins of certain fishes. 5. **Lateral Homologues**, *i. e.*, different corresponding parts of one individual, of which one part is right and the other left, *e. g.*, the right and left arms of a man. 6. **Antero-posterior Homologues**, *i. e.*, different corresponding parts of one individual, of which one part is anterior, the other posterior, *e. g.*, the mouth and the cloaca. 7. **Radial Homologues**, *i. e.*, different corresponding parts of one individual which radiate from a central axis, *e. g.*, any two arms on the same starfish. 8. **Homotrophic Homologues**, *i. e.*, parts of an individual, the correspondences between which are regarded as due to internal modifying influences, *e. g.*, the eyes and the ears. 9. **Actinologous Homologues**, *i. e.*, successive subdivisions, parts, or regions of a part or segmented organ, *e. g.*, two successive joints of an antenna of a lobster, or the vertebral and sternal parts of the same costal element. 10. **Special Homologues**, *i. e.*, parts of two organisms belonging to the same special skeletal category, *e. g.*, the basi-occipital of man and the cod. 11. **General Homologues**, *i. e.*, parts of two organisms belonging to the same general skeletal category, *e. g.*, the vertebral center of man and that of the cod, or the lateral appendages of the lobster and those of the scorpion. (Mivart.)

**Homology** (*ho-mol'-o-je'*) [ὁμός, same; λόγος, proportion]. The quality of being homologous; also, the morphologic identity of parts or organs in different animals. In biology, a term introduced by R. Owen to indicate a close resemblance between parts, depending upon relations of relative position. (Mivart.)

**Homomalous** (*ho-mom'-al-us*) [ὁμαλός, even, level, equal]. In biology, applied to parts or organs that are all turned to one side.

**Homomorphism** (*ho-mo-mor'-fiz-m*) [ὁμός, the same; μορφή, form]. In biology, superficial resemblance, without true homology; mimicry or adaptive resemblance.

**Homomorphous** (*ho-mo-mor'-fus*) [ὁμός, the same; μορφή, form]. In biology, exhibiting superficial resemblance, but not truly homologous.

**Homonomous** (*ho-mon'-o-mus*) [ὁμός, same; νόμος, law]. Governed by or under the same law.

**Homonym** (*hom'-o-nim*) [ὁμός, same; ὄνομα, name]. That which is homonymous.

**Homonymous** (*ho-mon'-im-us*) [ὁμός, same; ὄνομα, a name]. 1. A term applied to names that have the same sound or pronunciation, but different meanings. 2. Coming under the same general designation (thus the two external recti muscles are homonymous); occurring on or within the same lateral half

of the body; not heteronomous. **H. Diplopia**, occurs when the image seen by the right eye seems to be on the right side and that seen by the left eye seems to be on the left side. **H. Hemianopia**, occurs when all points in the visual field of each eye lying to the right (Right H. H.) or to the left (Left H. H.) of the fixation-point are not seen.

**Homophthalic Acid** (*hom-off-thal'-ik*). See *Acid*.

**Homophthalimid** (*hom-off-thal'-im-id*) [ὁμός, same; ὀφθαλμός, eye; ἰμιδ',  $C_9H_7NO_2$ ]. A substance produced when the ammonium salt of homophthalic acid is heated. It crystallizes in minute needles, melting at  $233^\circ C$ .

**Homophyadic** (*ho-mo-fi-ad'-ik*) [ὁμός, the same; φῆσθαι, to grow]. In biology, having but one kind of stem, as distinguished from *heterophyadic*.

**Homophyly** (*ho-moff'-il-e*) [ὁμός, the same; φυλή, race]. In biology, correspondence in genetic relationships.

**Homoplasia** (*ho-mo-pla'-sis*) [ὁμός, the same; πλάσις, formed]. In biology, Lankester's term for structural agreement or modification resulting from the action of identical or nearly similar forces or environments on two or more parts of an organism, or on two organisms, which parts are exactly or nearly alike, or perhaps homogenetic. The same as the "superinduced segmentation" of Spencer.

**Homoplasmic** (*ho-mo-plaz'-mik*). Same as *Homoplastic*.

**Homoplasmy** (*ho'-mo-plaz-me*) [ὁμός, the same; πλάσμα, a thing moulded]. In biology, homoplastic or homomorphic, *i. e.*, showing mimetic resemblances.

**Homoplast** (*ho'-mo-plast*) [ὁμός, the same; πλαστός, formed, moulded]. In biology; 1. One of any aggregate or fusion of plastids. 2. An organ or part showing mere superficial or mimetic resemblance to another.

**Homoplastic** (*ho-mo-plas'-tik*) [ὁμός, the same; πλαστός, formed]. In biology, showing close agreement, dependent upon the common action of evoking causes or moulding environment upon homogeneous parts, or on parts that, for other reasons, offer a likeness of material to begin with. (Lankester.)

**Homoplasmy** (*ho'-mo-plaz-e*) [ὁμός, the same; πλάσις, a forming, moulding]. In biology, agreement in the form, structure, and perhaps function, of organs or parts in the same or separate organisms, dependent upon evoking causes other than genetic affinity.

**Homopterous** (*ho-mop'-ter-us*) [ὁμός, the same; πτερόν, wing, feather]. In biology, applied to insects having wings of the same texture throughout.

**Homorgan** (*hōm'-or-gan*) [ὁμός, the same; ὄργανον, organ]. In biology, an organ resembling another; a homoplast.

**Homosexual** (*ho-mo-seks'-u-al*) [ὁμός, same; *sexus*, sex]. Pertaining to the same sex.

**Homosexuality** (*ho-mo-seks-u-al'-it-e*) [ὁμός, same; *sexualis*, of a sex]. That form of sexual perversion, acquired or congenital, in which the individual conceives a violent sexual passion for one of the same sex, and gratifies it either by sodomy, by titillation, or platonically.

**Homosporous** (*ho-mos'-por-us*) [ὁμός, similar; σπόρος, seed]. In biology, producing but one kind of spores; isosporous.

**Homostyled** (*ho'-mo-stīld*) [ὁμός, the same; στῆλος, pillar]. See *Homogonous*.

**Homothermic** (*ho-mo-ther'-mik*) [ὁμός, same; θερμη, heat]. Having uniformity of temperature or bodily heat.

**Homothermous** (*ho-mo-ther'-mus*) [ὁμός, the same; θερμη, heat]. In biology, applied to animals showing the same degree of bodily heat.

**Homotonic** (*ho-mo-ton'-ik*) [ὁμός, same; τόνος, tone, tension]. Having a uniform or even course; applied to diseases.

**Homotopia** (*ho-mo-to'-pe-ah*). See *Homotopy*.

**Homotopy** (*ho-mot'-o-pe*) [ὁμός, the same; τόπος, place]. In biology, the usual or normal mode of acceleration or change of parts during growth, characterized by the exact or modified repetition or multiplication of cells or segments already present; also called repetition. Autonym of *Heterotopy*.

**Homotropeal** (*ho-mot'-ro-pal*). Same as *Homotropous*.

**Homotrophe** (*ho'-mo-trōf*) [ὁμός, the same; τροφή, nourishment]. In biology, one of two or more homologous parts or organs the structural correspondences of which are due to corresponding internal, modifying conditions, rather than to external environment. 1. **Serial Homotrophe**s, *i. e.*, homotrophic homologues, the correspondence between which is antero-posterior, *e. g.*, an extra thumb and an extra great toe on the same side of the body. 2. **Vertical Homotrophe**s, *i. e.*, homotrophic homologues that correspond vertically. 3. **Lateral Homotrophe**s, *i. e.*, homotrophic homologues of the two sides of one individual, *e. g.*, the right and left eyes. 4. **Antero-posterior Homotrophe**s, *i. e.*, homotrophic homologues that correspond antero-posteriorly. (St. Geo. Mivart.)

**Homotrophic** (*ho-mo-trof'-ik*) [ὁμός, the same; τροφή, nourishment]. In biology, exhibiting homotrophy. **Homotrophic Homologues**, *i. e.*, parts of an individual, the correspondences between which are regarded as due to internal modifying influences, *e. g.*, the eyes and the ears.

**Homotrophy** (*ho-mot'-ro-fē*) [ὁμός, the same; τροφή, nourishment]. In biology, correlations of growth; homoplasia due to internal conditions rather than external environment.

**Homotropous** (*ho-mot'-ro-pus*) [ὁμός, the same; τρόπος, turn]. In botany, said of the embryo when curved the same as the seed containing it.

**Homotype** (*ho'-mo-tip*) [ὁμός, same; τύπος, a pattern]. A part corresponding and similar to another part, as the humerus to the femur, a serial homologue, or an antitype.

**Homotypic** (*ho-mo-tip'-ik*) [ὁμός, the same; τύπος, type]. In biology, showing serial correspondence or bilateral symmetry.

**Homotypical** (*ho-mo-tip'-ik-al*). Same as *Homotypic*.

**Homotopy** (*ho'-mo-ti-pe*) [ὁμοτυπία, sameness of form]. In biology, serial or bilateral homology.

**Homunculus** (*ho-mun'-ku-lus*) [L., dim. of *homo*, man]. The fetus; a dwarf.

**Honduras Bark** (*hon-du'-ras bark*). See *Cascara amarga*.

**Honey** (*hun'-e*) [ME., *hony*, honey]. See *Mel*. **H.-berry**. See *Celtis*. **H.-comb**, the waxy structure formed by bees as a repository for the honey that they produce. **H.-comb Glands**. See *Gland*. **H.-comb Ringworm**. See *Favus*. **H.-cyst**. See *Meliceris*. **H.-dew**, a glutinous liquid exuded by aphides, and frequently to be noticed covering the leaves of the bass-wood, sycamore, oak, maple, plum, apple, box, currant, etc. Its taste is mawkish, its odor unpleasant, and its color often as dark as molasses, especially that found in the oak and sycamore. **H.-stone**. See *Mellitic Acid*.

**Honorarium** (*on-or-a'-re-um*) [L.]. A professional fee; especially one that is in theory a gift, no formal professional charge having been made.

**Hoof** (*hoof*) [ME., *hoof*, a hoof]. The casing of hard, horny substance that sheathes the ends of the digits or incases the foot in many animals. **H.-bound**, in far-

riery, having a dryness and contraction of the hoof, resulting in pain and lameness. This condition is also called *Contracted Heels*.

**Hook** [ME., *hok*, a hook]. A curved instrument. See *Hamus*. **H., Blunt**, an instrument described by its name, for exercising traction upon the fetus in an arrested breech-presentation. **H., Tyrrel's**, a blunt, slender hook for operations upon the eye.

**Hooke's Law**. See *Law*.

**Hooper's Pill**. A pill containing aloes, crystallized sulphate of iron, extract of hellebore, myrrh, soap, canella, and ginger.

**Hooping-cough** (*hoop'-ing-kawf*). See *Pertussis*.

**Hoose** (*hoos*) [ME., *hose*, hoarse]. Sheep-cough. A disease of sheep, lambs, etc., due to the presence of *Strongylus filaria*, a nematode worm, in the lungs and air-passages (see under *Parasites, Animal*), and characterized by a husky cough, anorexia, dry muzzle, constipation, and dyspnea.

**Hoove, Hooven** (*hoov, hoov'-en*) [dial., *hooven*]. Distention of the stomach of a ruminant animal with gas, caused by the fermentation of food. It is generally due to eating too much green food.

**Hop**. See *Humulus*.

**Hope's Camphor-mixture**. A mixture containing nitric acid, camphor-water, and tincture of opium. It is used in the treatment of serous or choleraic diarrheas.

**Hopea** (*ho-pe'-ah*) [after John Hope, a Scotch botanist]. A genus of dipterocarpaceous trees of S. Asia. Several species afford resins known in commerce as *Dammar*. Unof.

**Hopein** (*ho-pe'-in*). See *Humulus*.

**Hoppe-Seyler's Method**. A method of preparing hemoglobin crystals. Mix defibrinated blood with ten volumes of a 20 per cent. salt-solution, and allow it to stand for two days. Remove the clear upper fluid with a pipet, wash the thick deposit of blood-corpuscles with water, and shake it for a long time with an equal volume of ether, which dissolves the blood-corpuscles. Remove the ether, filter the lake-colored blood, add to it one-fourth of its volume of cold alcohol (0° C.) and allow the mixture to stand in the cold for several days. The crystals can be collected on a filter and pressed between folds of bibulous paper.

**Hordeiform** (*hor-de'-if-orm*) [*hordeum*, barley; *forma*, form]. Shaped like a grain of barley.

**Hordein** (*hor'-de-in*) [*hordeum*, barley]. A mixture of a proteid with starch-cellulose; it exists in barley-starch, but is not soluble.

**Hordeolum** (*hor-de'-o-lum*) [*hordeum*, a grain of barley]. A sty; a furuncular inflammation of the connective tissue of the lids, near a hair-follicle.

**H., External**, *H. zeissianum*; one produced by suppurative of one of Zeiss's glands. **H., Internal**, *H. meibomianum*; one produced by suppurative of one of the Meibomian glands. **H. meibomianum**. See *H., Internal*. **H. zeissianum**. See *H., External*.

**Hordeum** (*hor'-de-um*) [L.]. Barley, *q. v.* **H. decortiatum**, barley deprived of its husk; commonly called *pearl barley*. **H. germinatum**, malt. Also, one of several granular elevations described by Spitzka on the floor of the fourth ventricle.

**Horehound** (*hōr'-hovnd*). See *Marrubium*.

**Horizon** (*hor-i'-zon*) [ὁρίζων, horizon]. 1. The line separating the visible from the invisible part of the earth from a single point of view. 2. In craniometry, a line that extends around the skull, touching the lower border of the orbital cavities and passing through the auricular points.

**Horizontal** (*hor-iz-on'-tal*) [ὁρίζων, the horizon]. Parallel to the horizon. **H. Posture**. See *Postures, Table of*.



**Horlick's Food.** A variety of Liebig's foods for infants. Its composition is: Water, 3.39; fat, 0.08; grape-sugar, 34.99; cane-sugar, 12.45; no starch; soluble carbohydrates, 87.20; albuminoids, 6.71; ash, 1.28.

**Hormion** (*hor'-me-on*) [ὁρμῖ, the first]. See *Cranio-metric Points*.

**Hormogone, Hormogon** (*hor'-mo-gōn*). Same as *Hormogonium*.

**Hormogonium** (*hor-mo-go'-ne-um*) [ὄρμος, a cord, chain; γόνος, offspring: *pl.*, *Hormogonia*]. In biology, a short, moniliform reproductive body, found in the Nostocs.

**Horn** [ME., *horn*, horn]. The hard projection, used as a defensive weapon, growing on the heads of certain animals. Horns may be permanent, as in the ox; or deciduous, as in the deer. Also, the hardened epithelial substance of which the horn is composed. **H., Cutaneous.** See *Cornu cutaneum*. **H.-blende**, a common mineral, occurring massive or in prismatic crystals, of various colors, from white, through green shades, to black. It is a silicate of lime, magnesia, or iron. It is sometimes used in the manufacture of porcelain teeth for shading the body or enamel. **H.-distemper**, a disease of cattle affecting the core of the horn. **H.-pock.** See *Warty Smallpox*. **H.-pox**, a variety of varicella in which the lesions resemble papules. See also *Warty Smallpox*.

**Horner's Mixture.** See *Red Mixture*. **H.'s Muscle.** See *Muscles, Table of*.

**Horny** (*horn'-e*) [ME., *horn*, horn]. Composed of, or resembling, horn. **H. Band of Tarinus**, a band of white fibers running between the optic thalamus and the corpus striatum. See *Band*. **H. Epithelium.** See *Trachoma*.

**Horologic** (*hor-o-loj'-ik*) [ὥρολόγιος, lit., telling the hour]. In biology, applied to such flowers as open or shut at certain hours.

**Horological** (*hor-o-loj'-ik-al*). Same as *Horologic*.

**Horoiter** (*hor-op'-ter*) [ὄρος, boundary; ὀπτήρ, an observer]. The sum of all the points seen singly by the two retinæ while the fixation-point remains stationary. "A circle passing through the center of rotation of each eye and through the apex of the point of fixation of the visual lines." (*Mueller*.) "A line representing the curve along which both eyes can join in sight." (*Noyes*.)

**Horoiteric** (*hor-op-ter'-ik*) [ὄρος, boundary; ὀπτήρ, observer]. Pertaining to an horoiter.

**Horrida cutis** (*hor'-id-ah ku'-tis*) [L.]. Goose-skin. *Cutis anserina*.

**Horripilation** (*hor-ip-il-a'-shun*) [*horrire*, to stand on end; *pilus*, the hair]. A sensation as if the hairs of the skin were stiff and erect.

**Horripilator** (*hor-ip-il-a'-tor*). Same as *Arrector pili*.

**Horrors** (*hor'-orz*) [*horror*, a shaking, terror]. A popular name for *Delirium tremens*, *q. v.*

**Horse** (*hors*) [ME., *hors*, a horse]. A member of the genus *Equus*; a domestic beast of burden. **H.-chestnut.** See *Æsculus hippocastanum*. **H.-chestnut bark**, the bark of the horse-chestnut (*Æsculus hippocastanum*), said to be used in leather-manufactures for the production of an extract under the simple name of *chestnut extract*. **H.-distemper**, influenza. **H.-doctor**, a farrier; a veterinary surgeon. **H.-drench**, a dose of physic for a horse. **H.-foot.** See *Talipes equinus*. **H.-leech**, a large leech, the *Hæmopsis* of Southern Europe and Northern Africa; also a horse-doctor. **H.-power.** See *Unit*. **H.-pox. 1.** A pustular disease of horses, which, communicated to cows, produces cow-pox. It is also called *pustular grease*. **2.** See *Coitus Disease*. **H.-radish**, the fresh

root of *Cochlearia armoracia*, with properties due to a volatile oil. It is stimulant, diuretic, and externally a rubefacient, and is much used as a condiment. Dose of the fld. ext. ʒj-ij. **Armoraciæ, Spt., Comp.** (B.P.). Dose ʒj-ij. **H.-shoe Fistula**, a name applied to a fistulous track surrounding the rectum in a semicircle, either in front or behind. **H.-shoe Hymen.** See *Hymen*. **H.-shoe Kidney**, the union of the lower ends of the two kidneys, so that they appear to form a single organ of a form somewhat like that of a horse-shoe. **H.-sickness.** See *Anthrax*. **H.-tail.** See *Equisetum*. **H.-weed.** See *Collinsonia canadensis*.

**Horsikin** (*hor'-sik-in*) [ME., *hors*, a horse]. A model used in teaching the anatomy and surgery of the horse.

**Horsley's Method.** A method of determining the position of the fissure of Rolando. It is carried out by means of an instrument made to encircle the head, and having an arm fixed at an angle of 67°, which indicates the position of the fissure. **H.'s Test.** See *Tests, Table of*.

**Horst's Eye-water.** *Collyrium adstringens luteum*. An eye-solution prepared as follows: Take of ammonium chlorid, 50 centigrams, and zinc sulphate, 125 centigrams, dissolve in 200 grams of distilled water, and add a solution of 40 centigrams of camphor in 20 grams of dilute alcohol, and 10 centigrams of saffron. Digest for 24 hours with frequent agitation, and filter.

**Hospital** (*hos'-pit-al*) [*hospitale*, a large house]. A building for the care and treatment of sick or infirm people. **H. Fever**, a feverish condition formerly common in hospitals, due to ill-ventilation and unsanitary conditions. Also, the fever symptomatic of gangrene. Also, a synonym of *Typhus Fever*. See *Fever*. **H. Gangrene**, a contagious, phagedenic gangrene occasionally attacking wounds or open sores. It is confined mainly to military hospitals, and is of microbic origin.

**Hospitalism** (*hos'-pit-al-izm*) [*hospitale*, a large house]. The morbid influence arising from the gathering of diseased persons in a hospital, a condition that seems to have a tendency to produce septic diseases.

**Hospitalization** (*hos-pit-al-iz-a'-shun*) [*hospitale*, a large house]. Confinement in a hospital for treatment.

**Hospitalomania** (*hos-pit-al-o-ma'-ne-ah*) [*hospitale*, a large house; *mania*, madness]. A mania for founding or visiting hospitals.

**Host** (*hōst*) [*hostis*, a stranger, a landlord]. The organic body upon which parasites live.

**Hot** [ME., *hot*, hot]. Having or yielding the sensation of heat; stimulating; biting. **H.-air Bath.** See *Bath*. **H. Bath.** See *Bath*. **H.-blanket Pack**, a rubber sheet and one or two woolen blankets are placed upon the bed. A heavy woolen blanket is wrung out of water at 110° F., spread upon the dry blanket, the patient placed upon it and wrapped with it like a mummy. The dry blankets and rubber sheet are wrapped over this, and the patient is allowed to remain in this pack from half an hour to two hours. It is useful in suppression of urine. **Hot-box, Japanese**, a device for applying dry heat to a part. **H. Drops**, the *Tinctura capsici et myrrhæ*, N. F.; they are useful in many painful conditions of the stomach and bowels, when there is no inflammation or organic disease; it is called also "number six." **H. Eye**, Hutchinson's term for a persistent hyperemia of the conjunctiva seen in gout. **H.-spots.** See *Temperature-sense*. **H. Wet-pack**, instead of wringing the linen sheet out of cold water, as in the *Wet-pack*, it

is dipped into water at 110° F., well wrung out and spread upon the blanket, as in the cold-pack. The patient is wrapped in this and allowed to remain for an hour. Then he is removed to the side of the bed upon which he is to lie, lightly rubbed over with a rough wash-rag dipped into water at 65° F., squeezed out by the hand, quickly dried and left alone. This method is useful only in obstinate insomnia. **H.-wind Stroke**, a form of heat-fever, not unlike sunstroke, but caused by hot winds, and far more fatal than sunstroke; it is common in India.

**Hottentot Apron** (*hot'-n-tot*). See *Velamen vulvæ*. **H. Deformity**. See *Steatopygia*.

**Hottentotism** (*hot'-n-tot-izm*). An extreme form of stammering, sometimes congenital, and often due to or associated with deformity of the vocal organs.

**Hough** (*huf*) [*AS.*, *hoh*, the hough]. The lower part of the thigh.

**Hound's Tongue** (*horondz tung*). The leaves and root of *Cynoglossum officinale*, an anodyne, demulcent, and astringent. Dose of the fld. ext. ʒss-j. Unof.

**Hour-glass Contraction**. See *Uterus*.

**House** (*hous*) [*ME.*, *hous*, a house]. In biology, a cuticular secretion, representing the cellulose coat of higher ascidians, in which the lowest *Tunicata*, as represented by *Appendicularia*, shelter themselves. **H.-maid's Knee**. See *Abscess*, *Bursal*. **H.-physician**, the resident physician in a hospital. **H.-refuse**, the ashes, dust, food-scrap, both animal and vegetable, waste-paper, and other waste material from a household, and which does not enter the drains. **H.-surgeon**, the resident surgeon in a hospital.

**Houston's Folds, or Valves**. Three folds of mucous membrane within the rectum. They are directed obliquely. **H.'s Muscle**. See *Muscles*, *Table of*.

**Hove, Hoven** (*höv, ho'-ven*). See *Hoove* and *Blown*.

**Hovius, Canals of**. See *Canal*. **H., Plexus of**. See *Plexuses*, *Table of*.

**Howard's Method**. See *Artificial Respiration*.

**H-wship's Lacunæ, or Pits**. Certain deep or shallow depressions, sometimes simple, and at times quite complex, occurring in bones undergoing absorption, at the edges of the bone bordering on vascular surfaces, and seen on making a microscopic examination. These lacunæ are usually filled or lined by larger and smaller granular, frequently multinuclear cells—the so-called *osteoclasts*.

**Hoyer's Alcoholic Carmin**. See *Stains*, *Table of*. **H.'s Carmin**. See *Stains*, *Table of*. **H.'s Solution**. See *Stains*, *Table of*.

**Huanokin** (*wah'-no-kin*) [from *Huanuco*, a place-name]. An alkaloid from *Cinchona nitida*, said to be strongly febrifugal. Unof.

**Hubbell's Wheat Food**. A variety of farinaceous food for infants, with the following composition: Water, 7.78; fat, 0.41; grape-sugar, 7.56; cane-sugar, 4.87; starch, 67.60; soluble carbohydrates, 14.29; albuminoids, 10.13; ash, 1.0; gum, cellulose, etc., undetermined.

**Huchard's Diet**. See *Treatment*, *Methods of*.

**Huckle-bone** (*huk'-l-bön*) [*ME.*, *hucle-bone*, the astragalus]. The Astragalus, *q. v.*

**Hudson's Apparatus**. An apparatus to support the fingers and hands in the treatment of wrist-drop.

**Hueter's Bandage**. See *Bandage*. **H.'s Method**, a method of inducing premature labor. It consists in applying a bladder filled with water or decoction of ergot to the neck of the womb.

**Hüfner's Method**. A method of obtaining glycocholic acid. A little HCl is added to fresh bile, the mixture shaken, and the mucinoid material so precipitated is filtered off. Ethyl ether and HCl are added to the

filtrate; the proportions of the filtrate, acid, and ether are respectively 100, 5, and 30. The mixture is shaken and allowed to remain some hours, when crystals form, which are then collected on a filter, washed with water holding HCl and ether in solution, and dried in the air. By recrystallization the crystals are obtained perfectly colorless.

**Hufeland's Cerate**. A preparation used in treating sore nipples. It consists of zinc oxid and lycopodium each 2 parts, simple cerate 30 parts.

**Hughes Bennett's Diuretic**. A diuretic mixture employed in chronic nephritis, composed of pulverized potassium acetate, 2 drams; sweet spirit of niter, half an ounce; water sufficient to make two ounces; one dram of this is given three times daily.

**Huguier's Canal**. See *Canal*. **H.'s Disease**. See *Diseases*, *Table of*. **H.'s Glands**, two small glands opening into the vagina.

**Huingan** (*whin'-gan*) [*S. Amer.*]. The seed of a plant (*Durwara dependens*) native to the Andes. The infusion is used in urinary affections. Unof.

**Human** (*hu'-man*) [*humanus*, human]. Pertaining to or characteristic of man. **H. Dolphin**, a monster with complete union of the lower limbs. **H. Milk**, mother's milk. It derives its origin from an overgrowth of epithelial cells lining the lactiferous ducts, with infiltration with fat, and subsequent rupture. Its specific gravity is 1024–35, its reaction alkaline. Each minute fat-globule is surrounded by a pellicle of serum-albumin. The chemical composition of human milk is as follows:—

	<i>Meigs.</i>	<i>Vogel.</i>	<i>Gautrelet.</i>
Water, . . . . .	87.163	89.5	88.1
Fat, . . . . .	4.283	3.5	4.0
Casein, . . . . .	1.046	2.0	2.2
Sugar, . . . . .	7.497	4.8	5.2
Ash, . . . . .	0.101	0.17	0.5

**Humation** (*hu-ma'-shun*) [*humare*, to inter]. Interment; inhumation.

**Humboldt Blue**. Same as *Spirit-blue*.

**Hume's Test**. See *Tests*, *Table of*.

**Humectant** (*hu-mek'-tant*) [*humectare*, to make moist]. 1. Moistening; like a poultice; diluent. 2. A diluent; a substance used to moisten.

**Humeral** (*hu'-mer-al*) [*humerus*, the shoulder]. Pertaining to the humerus.

**Humeren** (*hu'-mer-en*) [*humerus*, the shoulder]. Belonging to the humerus in itself.

**Humero-** (*hu'-mer-o-*) [*humerus*, the shoulder]. A prefix signifying relationship with the shoulder. **H.-cubital**, relating to the humerus and the ulna. **H.-c. Amputation**, amputation at the elbow-joint. **H.-radial**, relating to the humerus and the radius. **H.-scapular**, relating to the humerus and the scapula. **H.-s. Amputation**, amputation at the shoulder-joint. **H.-ulnar**, relating to the humerus and the ulna. **H.-u. Amputation**, amputation at the elbow-joint.

**Humerus** (*hu'-mer-us*) [*L.*]. The bone of the upper arm. Also, the shoulder.

**Humid** (*hu'-mid*) [*humidus*, moist]. Moist; damp. **H. Tetter**. See *Eczema*.

**Humidity** (*hu-mid'-it-e*) [*humor*, moisture]. The state or quality of being moist. **H., Absolute**, the actual amount of water present in the air at any moment, regardless of saturation. **H., Relative**, the relative amount of water present in air which is not saturated, as compared to what the air should contain at the existing temperature were its condition that of saturation.

**Humifuse** (*hu'-mif-üs*) [*humus*, the ground; *fundere*, to pour]. In biology, spread over the surface of the ground.

**Humming-top Murmur or Sound**. See *Bruit de diable*.



**Humor** (*hu'-mor* or *u'-mor*) [L.]. Any fluid or semi-fluid part of the body. **H.**, **Aqueous**, the transparent fluid that fills the anterior chamber of the eye. **H.**, **Crystalline**. See *Lens, Crystalline*. **H.**, **Vitreous**, the transparent gelatin-like substance filling the posterior chamber of the eye.

**Humoral** (*hu'-mor-al*) [*humor, moisture*]. Pertaining to the natural fluids of the body. **H. Pathology**, an obsolete theory that all diseases result from a disordered or abnormal condition of the fluids or humors of the body.

**Humoralism** (*hu'-mor-al-izm*), or **Humorism** (*hu'-mor-izm*). Same as *Humoral Pathology*.

**Humoralist** (*hu'-mor-al-ist*) [*humor, moisture*]. The name given to one who was an advocate of the supreme importance of the blood in the processes of health and disease.

**Humoro-vitalism** (*hu'-mo-ro-vi'-tal-izm*) [*humor, moisture; vita, life*]. The obsolete belief that the fluids of the body are the seat of life.

**Humpback** (*hump'-bak*). See *Kyphosis*.

**Humulin** (*hu'-mu-lin*) [*humulus, hop*]. 1. The same as *Lupulin*. 2. A concentrated preparation from the tincture and decoction of hops. Unof.

**Humulus** (*hu'-mu-lus*) [L.; *gen., Humuli*]. Hop. The strobiles of *H. lupulus*. It contains various principles, hopein and lupulin being the most important. It is a bitter stomachic tonic and feeble hypnotic, increasing the cardiac action. A poultice of hops is a favorite remedy for painful conditions and in inflammations. **H.**, **Infusum**, unof.,  $\mathfrak{Z}$ ss-Oj. Dose  $\mathfrak{Z}$ j-iv. **H.**, **Tinct.**, 20 per cent. in strength. Dose  $\mathfrak{Z}$ j-ij. Lupulinum, the glandular powder. Dose gr. v-xv. **L.**, **Ext.** (B. P.) Dose gr. v-x. **L.**, **Fld. Ext.**, alcoholic. Dose  $\mathfrak{m}$ x- $\mathfrak{z}$ j. **L.**, **Oleo-resina**, ethereal. Dose gr. ij-v. **L.**, **Tinct.**, unof., strength 12½ per cent. Dose  $\mathfrak{Z}$ ss-ij.

**Humus** (*hu'-mus*) [L., the earth, ground, soil]. Vegetable mold. It contains ulmin and ulmic acid, humin and humic acid. **H. Pigments**, certain pigmentary bodies of a more or less dark-brown color, produced when carbohydrates are treated with acids or alkalies. When urine is treated with acids in the presence of oxygen, it becomes darker from the formation of some of these humus-pigmented substances by the action of the acids on the carbohydrates.

**Hunchback** (*hunch'-bak*). See *Kyphosis*.

**Hungarian** (*hung-ga'-re-an*) [*Hungaria, Hungary*]. Pertaining to Hungary. **H. Balsam**, or **H. Turpentine**, a thin turpentine from the branches of *Pinus pumilio*. **H. Disease**. Synonym of *Typhus Fever*.

**Hungary Blue**. Same as *Cobalt-blue*.

**Hunger** (*hung'-ger*) [ME., *hunger, hunger*]. A condition marked by a sensation of emptiness of the stomach, with intense desire for food. **H.-cure**. See *Nestiatria*. **H.-pest**. Synonym of *Relapsing Fever, q. v.* **H.-typhus**. Synonym of *Relapsing Fever, q. v.*

**Hunter, Canal of**. See *Canal*. **H.'s Line**. See *Lines, Table of*. **H.'s Method**, a method of treating aneurysm by ligating the artery on the proximal side of the sac.

**Hunterian Chancre**. See *Chancre*.

**Huntingdon's Chorea**. Hereditary Chorea. An affection characterized by irregular movements, disturbance of speech, and gradual dementia. It is frequently hereditary, is associated with psychic troubles, and occurs between the thirtieth and fortieth years. The disease has no connection with Sydenham's Chorea. See *Chorea, Hereditary, and Diseases, Table of*.

**Huntsman's Cup**. See *Trumpet Plant*.

**Hunyadi Janos** (*hun-yah'-de*) [from the name of the Hungarian national hero, otherwise called *John Cor-*

*vinus*]. An aperient mineral water from Buda-Pesth, in Hungary. It is an effective laxative or cathartic. It should be taken in the quantity of from a half to one wineglassful, fasting.

**Hura** (*hu'-rah*) [S. Amer.]. A genus of poisonous euphorbiaceous trees of tropical America. **H. brasiliensis**, **H. crepitans**, and **H. strepens**, are the best-known species. They have the general acrid, pustulant, and cathartic properties of nearly all euphorbiaceous plants. Unof.

**Huschke, Auditory Teeth of**. Nipple-like projections along the free border of the labium vestibulare of the ear. **H.**, **Canal of**. See *Canal*. **H.**, **Foramen of**. See *Foramen*. **H.**, **Valve of**, the fold of mucous membrane at the point where the common canal formed by the junction of the canaliculi enters the lachrymal sac.

**Husky** (*hus'-ke*) [E. dial., *hasky*, rough, dry]. Harsh, rough, as the voice.

**Hutchinson's Lotion**. A lotion used in the treatment of eczema. It has the following composition: Liquor plumbi subacetatis, ½ ounce; liquor carbonis detergentis, 2½ ounces. Of this one teaspoonful is mixed with a pint of water, and used as a lotion. **H.'s Patch**. See *Signs and Symptoms, Table of*. **H.'s Teeth**, a notched or furrowed condition of the free edges of the permanent teeth, especially the central incisors of the upper jaw, due to inherited syphilis. See *Signs and Symptoms, Table of*. **H.'s Treatment**. See *Treatment, Methods of*. **H.'s Trio of Symptoms**. See *Signs and Symptoms, Table of*.

**Huttoning** (*hut'-on-ing*) [after *Hutton*, the inventor]. A method of manipulating a luxated joint, introduced by one Hutton, a bone-setter.

**Huxham's Tincture**. See *Cinchona*.

**Huxley's Angle**. See *Angle*. **H.'s Layer, Membrane, or Sheath**, a layer of nucleated, elongated, polygonal cells lying within Henle's layer of the inner root-sheath of hairs. **H. Law**. See *Law*.

**Huygenian Ocular** (*hi-jel'-ne-an*). See *Ocular*.

**Huygens, Theory of**. The undulatory theory of light.

**Hyalin** (*hi'-al-in*) [*ὑαλος, glass*]. A translucent substance, called also *canalized fibrin*, that sometimes occurs in miliary tubercle. Also, the membrane or sac forming the walls of hydatid cysts. Also, a substance found in echinoderms and other invertebrates. Its centesimal formula is, C = 45.3 to 44.1; H = 6.5 to 6.7; N = 5.2 to 4.5; O = 43 to 44.7.

**Hyaline** (*hi'-al-in*) [*ὑαλος, glass*]. Resembling glass in transparency. **H. Cartilage**. See *Cartilage*. **H. Cast, or Cylinder**, a clear, nearly transparent urinary tube-cast. **H. Degeneration**, a degeneration of fibrous tissue, which becomes transparent, jelly-like, and homogeneous in structure.

**Hyalinosis** (*hi'-al-in-o'-sis*) [*ὑαλος, glass*]. Hyaline or waxy degeneration.

**Hyalinuria** (*hi'-al-in-u'-re-ah*) [*ὑαλος, glass; ούρον, urine*]. The presence of hyalin in the urine.

**Hyalitis** (*hi'-al-i'-tis*) [*ὑαλος, glass; ιτις, inflammation*]. Inflammation of the hyaloid membrane. It is also used as a synonym of inflammation of the vitreous humor.

**Hyalogen** (*hi'-al-o'-jen*) [*ὑαλος, glass; γεννᾶν, to produce*]. One of the albuminoids found in cartilage; it is readily changed into hyalin, whence the name.

**Hyaloid** (*hi'-al-oid*) [*ὑαλος, glass; εἶδος, form*]. Transparent; like glass. **H. Artery**, in the embryo, a branch of the arteria centralis retinae, traversing the vitreous humor to the posterior capsule of the lens. Its hyaloid sheath forms the *Canal of Cloquet*. Persistence of this artery after birth has been observed. **H. Membrane**, a delicate, transparent membrane

surrounding the vitreous humor, except in front, where it becomes fibrous and strong and forms a leaflet of the zonula of Zinn.

**Hyaloiditis** (*hi-al-oid-i'-tis*). See *Hyalitis*.

**Hyalonyxis** (*hi-al-o-niks'-is*) [*ύαλος*, glass; *νύξις*, a pricking]. Puncture of the vitreous body of the eye.

**Hyalophagia** (*hi-al-o-fa'-je-ah*) [*ύαλος*, glass; *φαγεῖν*, to eat]. The practice of eating glass, sometimes seen among insane persons.

**Hyaloplasm** (*hi'-al-o-plazm*) [*ύαλος*, glass; *πλάσμα*, plasm]. The clear, fluid, homogeneous portion of the protoplasm surrounding the spongioplasm of a living cell. The term is also used as a general synonym of protoplasm.

**Hybrid** (*hi'-brid*) [*ύβρις*, insult]. The offspring of two individuals of distinct but closely related species. Among animals, the mule is the best known hybrid.

**H. Measles**. Synonym of *Rötheln*, q. v.

**Hybridism, or Hybridity** (*hi'-brid-izm, hi'-brid'-it-e*) [*ύβρις*, insult]. Cross-breeding; mixture of races; the combination of various diseases.

**Hybridization** (*hi'-brid-iz-a'-shun*) [*hybrid*, a mongrel; *ύβρις*, insult]. Cross-breeding.

**Hydantoic Acid** (*hi-dan-to'-ik*). See *Acid, Glycoluric*.

**Hydantoïn** (*hi-dan-to'-in*),  $C_6H_4N_2O_2$ . Glycolyl urea. A substance that crystallizes from hot water and from alcohol in needles that melt at  $206^\circ C$ , and have a neutral reaction and sweet taste.

**Hydarthrosis** (*hi-dar-thro'-sis*). See *Hydrarthrosis*.

**Hydatenterocele** (*hi-dat-en-ter'-o-sel*) [*ύδωρ*, water; *έντερον*, bowel; *κήλη*, a tumor]. Hydrocele with intestinal hernia.

**Hydatid** (*hi'-dat-id*) [*ύδαρίς*, vesicle]. A cyst with aqueous contents formed by the larva of a tenia, *Echinococcus polymorphus*, the larva of a small tapeworm, *Tenia echinococcus*, which, in its adult (strobila) condition is only known to infest the dog and the wolf, while the larvæ (hydatids) are of frequent occurrence in man and other mammals. Three principal forms of hydatids are recognized, viz., exogenous, endogenous, and multicellular. The first is sparingly found in man, but is extremely common in the lower animals, whilst the second is most frequently developed in the human subject, the third kind being found only in man. (Cobbold.) See *Parasites (Animal)*, Table of. The term hydatid is frequently, also, loosely applied to vesicular tumors and cysts of many kinds. Hydatids are most frequent in the liver, but are found in almost any tissue, even in bone. **H. Disease**, a disease characterized by the presence in various portions of the body of cysts containing the embryo of the *Tenia echinococcus*. The symptoms vary according to the location of the tumor. **H. Fremitus**, a modified sense of fluctuation occasionally obtained on palpating an hydatid cyst. Placing the palm of one hand upon the tumor, and striking the dorsum with the fingers of the other hand, a tremor or thrill is perceived. This is doubtless due to the physical conditions of a cyst containing fluid, and provided with a tense elastic wall. **H. Mole**. See *Chorion, Cystic Degeneration of*, and *Mole*. **H. of Morgagni**, one of certain short processes of the tunica vaginalis testis; also a similar structure connected with the fimbriated extremity of the Fallopian tube. These hydatids are the remnants of the Müllerian duct. **H. Tapeworm**. See *Tenia echinococcus*.

**Hydatidiform** (*hi-dat-id'-if-orm*) [*ύδαρίς*, hydatid; *forma*, form]. Having the form of an hydatid. Resembling an hydatid. **H. Degeneration of the Chorion, or Vesicular Mole**. See *Mole* and *Chorion, Cystic Degeneration of*.

**Hydatidocoele** (*hi-dat-id'-o-sel*) [*ύδαρίς*, hydatid; *κήλη*, tumor]. Oscheocoele with hydatid cysts.

**Hydatidoma** (*hi-dat-id-o'-mah*) [*ύδαρίς*, hydatid; *όμα*, a tumor]. Any hydatid cyst or tumor.

**Hydatidosis** (*hi-dat-id-o'-sis*) [*ύδαρίς*, hydatid]. The condition of being affected with hydatids.

**Hydatogenesis** (*hi-dat-o-jen'-es-is*) [*ύδωρ*, water; *γένεσις*, production]. The formation of water within the tissues or cavities of the body.

**Hydatoncus** (*hi-dat-onc'-kus*) [*ύδωρ*, water; *όγκος*, a tumor]. Any cyst, or watery tumor.

**Hydatorrhea** (*hi-dat-or-e'-ah*) [*ύδωρ*, water; *ροία*, flow]. A copious flow of water.

**Hydatotherapy** (*hi-dat-o-ther'-ap-e*). See *Hydrotherapy*.

**Hyderabad Commission**. See *Anesthetic*.

**Hydnocarpus** (*hid-no-kar'-pus*) [*ύδνον*, mushroom; *καρπός*, fruit]. A genus of poisonous bixaceous tropical trees. **H. (or Gynocardia) anthelminticus**, is anthelmintic and useful in skin-diseases. **H. inebrians** and **H. wightianus** have similar uses. Unof.

**Hydracetic** (*hi-dras'-et-in*) [*ύδρα*, a water-serpent],  $C_6H_5N_2H_2(C_2H_3O)$ . A derivative of coal-tar and a powerful antipyretic and antirheumatic; its use, however, is attended with danger. Dose gr.  $\frac{1}{2}$  to ij. An ointment (10 per cent.) is recommended in psoriasis. Unof.

**Hydracid** (*hi-dras'-id*) [*ύδωρ*, water; *acidum*, acid]. A term sometimes used in chemistry to denote an acid formed by a combination of hydrogen and some acid element or radicle other than oxygen. Hydrochloric acid, HCl, and hydrogen or hydric sulphid,  $H_2S$ , are examples.

**Hydradenitis** (*hi-drad-en-i'-tis*) [*ύδωρ*, water; *αδην*, gland; *ιτις*, inflammation]. 1. Same as *Hidrosadenitis*. 2. Lymphadenitis. **H. destruens suppurativa**. See *Hydrosadenitis phlegmonosa*.

**Hydradenoma** (*hi-drad-en-o'-ma*). Same as *Hidradenoma*.

**Hydræmia** (*hi-dre'-me-ah*). See *Hydremia*.

**Hydræropericardium** (*hi-drah-e-ro-per-ik-ar'-de-um*) [*ύδωρ*, water; *άηρ*, air; *περί*, around; *καρδία*, heart]. The presence of fluid and gas in the pericardium.

**Hydræropleuria** (*hi-drah-e-ro-plu'-re-ah*) [*ύδωρ*, water; *άηρ*, air; *πλευρά*, side]. Same as *Hydropleurothorax*.

**Hydragogue** (*hi'-drag-og*) [*ύδωρ*, water; *άγωγος*, leading]. 1. Expelling water. 2. A purgative that causes copious liquid alvine discharges.

**Hydramin** (*hi'-dram-in*) [*ύδωρ*, water; *amin*]. Any one of the oxyethyl bases produced by the action of aqueous ammonia upon ethylene oxid. The hydramins are thick, strongly alkaline liquids, that decompose upon distillation.

**Hydramnios** (*hi-dram'-ne-os*) [*ύδωρ*, water; *άμνιον*, fetal membrane]. An abnormal amount of amniotic fluid.

**Hydrangea** (*hi-dran'-je-ah*) [*ύδωρ*, water; *άγγειον*, vessel]. A genus of saxifragaceous shrubs. The root of **H. arborescens**, much used by the Cherokee Indians for calculi in the bladder, is said to be of some utility. Dose of the liquid extract ʒ ss-ij; of a decoction ʒj-ij. Unof.

**Hydrangeon** (*hi-dran'-je-on*) [*ύδωρ*, water, lymph; *άγγειον*, vessel; *πλ.*, *Hydrangeia*]. A lymphatic vessel.

**Hydrangeitis** (*hi-dran-je-i'-tis*) [*ύδωρ*, water; *άγγειον*, a vessel; *ιτις*, inflammation]. Inflammation of a lymphatic vessel; lymphangitis.

**Hydrangiology** (*hi-dran-je-ol'-o-je*) [*ύδωρ*, water; *άγγειον*, vessel; *λόγος*, science]. The science of the nature, functions, and diseases of the lymphatics.



**Hydranth** (*hi'-dranth*) [*ὑδρῶς*, hydra; *ἄνθος*, flower]. In biology, the proper nutritive zooid of the *Hydrozoa*.

**Hydrargism** (*hi-drar'-gizm*). See *Mercurialism*.

**Hydrargyria** (*hi-drar-jir'-e-ah*). See *Mercurialism*.

**Hydrargyriasis** (*hi-drar-jir-i'-as-is*). See *Mercurialism*.

**Hydrargyrisim** (*hi-drar'-jir-izm*). See *Mercurialism*.

**Hydrargyromania** (*hi-drar-jir-o-ma'-ne-ah*) [*ὑδράργυρος*, mercury; *μανία*, madness]. Insanity due to the unwise use of mercury.

**Hydrargyrophobia** (*hi-drar-jir-o-fo'-be-ah*) [*ὑδράργυρος*, mercury; *φόβος*, fear]. Morbid dread of mercurial medicines.

**Hydrargyrophthalmia** (*hi-drar-jir-off-thal'-me-ah*) [*ὑδράργυρος*, mercury; *ὀφθαλμία*, ophthalmia]. Ophthalmia due to mercurial poisoning.

**Hydrargyrum** (*hi-drar'-jir-um*) [*ὑδράργυρος*, mercury; *gen.*, *Hydrargyri*]. Mercury. Quicksilver. Hg = 200; quantivalence II, IV. The only liquid metallic element, hence the common name, *quicksilver*. See *Elements*, *Table of*. In medicine, the metal, its nitrate, oxids, chlorids, and iodids are the salts most commonly, the sulphid and cyanid less frequently, used. In small doses continued not too long a time it is a tonic, purgative, and alterative. In larger doses, or too long continued, it is likely to produce pytalism. In "biliousness," mercurial purgatives have long been a favorite remedy, blue-mass, and mercurous chlorid or calomel being usually employed. In syphilis, mercuric chlorid and mercuric iodid are generally considered specific. Mercury in the form of calomel is useful in glandular inflammations. Formerly it was much used in the same form in typhoid fever and malarial fevers. The soluble salts of mercury are highly poisonous. **H. ammoniatum**, ammoniated mercury, "white precipitate," mercur-ammonium chlorid,  $\text{NH}_4\text{HgCl}$ , is used externally. **H. ammoniati**, Ung., "white precipitate ointment" —ammoniated mercury 10, benzoated lard 90 parts. **H. benzoas**,  $\text{Hg}(\text{C}_6\text{H}_5\text{CO}_2)_2$ . Dose, in pill, gr.  $\frac{1}{10}$ . **H. carbolas**, easily absorbed. Dose, in pill, gr.  $\frac{1}{8}$ – $\frac{1}{2}$ . **H. chloridum corrosivum**,  $\text{HgCl}_2$  (**H. perchloridum**, B. P.), corrosive chlorid of mercury, mercuric chlorid, "bichlorid of mercury," "corrosive sublimate." Soluble in water and alcohol; anti-syphilitic. Dose gr.  $\frac{1}{10}$ – $\frac{1}{15}$ . Very poisonous. **Liq. hydrarg. perchlorid.** (B. P.), contains gr. ss of the mercurial salt to the ounce. Dose  $\mathfrak{z}$  ss–ij. **H. chloridum mite**,  $\text{Hg}_2\text{Cl}_2$  (**H. subchloridum**, B. P.), mild chlorid or subchlorid of mercury, mercurous chlorid, "calomel,"—laxative, tonic, and antipyretic. Insoluble in water and alcohol. Dose gr.  $\frac{1}{20}$ –x. **H. subchlor.**, Ung. (B. P.), 1 to 6 $\frac{1}{2}$  of benzoated lard. **H. cum ammonia**, **Emplastrum**. See *Ammonium*. **H. cum creta**, mercury with chalk, "chalk-mixture," "gray powder," contains mercury 38, clarified honey, 10, prepared chalk 57, water q. s. Dose gr. ss–x. **H. cyanidum**,  $\text{Hg}(\text{CN})_2$ , mercuric cyanid. Soluble in water and alcohol. It is recommended, with aconite, in diphtheria. Dose gr.  $\frac{1}{100}$ – $\frac{1}{10}$ . Poisonous. **H.**, **Emplastrum**, mercurial plaster—mercury 30, oleate of mercury 1.2, lead-plaster q. s. **H. et arsenii iod.**, **Liq.**, Donovan's Solution. See *Arsenic*. **H. flav.**, **Lotio**, unof., "yellow wash" for syphilitic sores—corrosive sublimate gr. xvij, lime-water  $\mathfrak{z}$  x. **Gilbert's Syrup**, unof., hydrarg. biniodid. gr. ij, potass. iodid. gr. cij, water  $\mathfrak{z}$  iij, syrup q. s. *ad*  $\mathfrak{z}$  x. **H. iodid. flavum**,  $\text{Hg}_2\text{I}_2$ , green iodid of mercury, mercurous iodid. Dose gr.  $\frac{1}{10}$ – $\frac{1}{2}$ . **H. iodid. rubrum**,  $\text{HgI}_2$ , red iodid or biniodid of mercury, mercuric

iodid. Soluble in a solution of potassium iodid. Poisonous. Dose gr.  $\frac{1}{50}$ – $\frac{1}{10}$ . **H. iodid. rub.**, Ung. (B. P.), one in 28. **H.**, **Liniment** (B. P.), contains one part of mercury in six. **H.**, **Massa**, "blue mass," "blue pill," has mercury 33, liquorice 5, althea 25, glycerin 3, confection of rose 34. It is used mainly as a purgative. Dose gr. ss–xx. **H. nigra**, **Lotio**, unof., "black wash" for syphilitic sores—calomel gr. xxx, lime-water  $\mathfrak{z}$  x. **H. nitrat.**, **Liq.**, solution of mercuric nitrate. It is used as an escharotic. **H. nitrat. rub.**, Ung., unof., red ointment of mercuric nitrate, brown citrine ointment; it is made with cod-liver oil. **H. nitrat.**, Ung., citrine ointment,—mercury 7, nitric acid 17, lard-oil 76. **H. nitrat.**, Ung., Dil. (B. P.), citrine ointment and soft paraffin, 1 in 2. **H. oleat.**, contains yellow oxid 20, oleic acid 80. **H. oxid. flav.**, yellow oxid of mercury. Insoluble in water; soluble in nitric and hydrochloric acids. It is used in the preparation of ointments, etc. **H. oxid. flav.**, Ung., contains 10 per cent. of the oxid. **H. oxid. rub.**, red oxid of mercury. Dose gr.  $\frac{1}{50}$ – $\frac{1}{10}$ . **H. oxid. rub.**, Ung., contains 10 per cent. of the oxid. **H. salicylas**,  $\text{HgC}_6\text{H}_4\text{OCOO}$ . Dose gr.  $\frac{1}{2}$ , in pill. **H. subsulph. flav.**,  $\text{Hg}(\text{HgO})_2\text{SO}_4$ , yellow subsulphate of mercury, basic mercuric sulphate, "turpeth mineral." Soluble in nitro-hydrochloric acid. Dose, for emesis, gr. ij–v. **H. succinimidum** has been recommended for hypodermatic use. **H. sulph. rub.**, red mercuric sulphate, "cinnabar," is used only by fumigation. **H.**, **Suppositoria** (B. P.), each contains gr. v of mercurial ointment. **H. tannas**, a green powder, rapidly absorbed. Dose gr. j, in pill. **H.**, **Unguent.**, mercurial ointment, "blue ointment,"—mercury 450, lard 225, suet 225, comp. tinct. benzoin 40, old mercurial ointment 100; these are triturated until the globules of mercury disappear under a magnifying glass. It is used to produce the physiologic effects of mercury by inunction.

**Hydrarthrosis** (*hi-drar-thro'-sis*) [*ὑδρῶς*, water; *ἄρθρον*, joint]. An effusion of fluid into a joint, usually the result of chronic synovitis. It is called also **Hydrops articuli**, dropsy of the joint, white swelling, etc.

**Hydrarthrus** (*hi-drar'-thrus*). See *Hydrarthrosis*.

**Hydrastin** (*hi-dras'-tin*) [*ὑδρῶς*, water; *δρᾶν*, to act],  $\text{C}_{22}\text{H}_{23}\text{NO}_6$ . 1. An alkaloid occurring together with berberin ( $\text{C}_{20}\text{H}_{17}\text{NO}_4 + 4\frac{1}{2}\text{H}_2\text{O}$ ) in the roots of *Hydrastis canadensis* (q. v.); 1 $\frac{1}{2}$ –4 grains may be given per diem, in divided doses. In overdoses it may have poisonous effects. 2. A precipitate from a tincture of the root of *Hydrastis canadensis*; it is laxative, cholagogue, alterative, tonic, antiseptic, etc. Dose gr. j–ij. Unof.

**Hydrastinin** (*hi-dras'-tin-in*) [*ὑδρῶς*, water; *δρᾶν*, to act],  $\text{C}_{11}\text{H}_{13}\text{NO}_3$ . An alkaloid obtained by the oxidation of hydrastin. It is useful in chronic metritis and in salpingitis, controls hemorrhage, and is a good substitute for ergot. It stimulates the cardiac muscle and causes contraction of the lumen of arteries. Dose of the hydrochlorate gr. ij–iv, hypodermatically.

**Hydrastis** (*hi-dras'-tis*) [*ὑδρῶς*, water; *δρᾶν*, to act]. Golden seal. The roots of *H. canadensis*, with properties due to several alkaloids, the principal being hydrastin, q. v. It is a simple, bitter tonic, with antiperiodic properties, and arrests the movements of white blood-corpuscles. It is useful in catarrh of the stomach and urinary organs, and as a lotion in gonorrhea and gleet. Dose of the fld. ext.,  $\mathfrak{m}$ v–xxx; of the tinct. (20 per cent.)  $\mathfrak{z}$  ss–ij. **H.**, **Ext.**, **Liquid**. (B. P.) Dose  $\mathfrak{m}$ v–xxx. **H.**, **Glyceritum**, hydrastis 10, glycerin 5, alcohol and water, q. s. **H.**, **Tinct.**, 20 per cent. strength. Dose  $\mathfrak{m}$ xx– $\mathfrak{z}$ j. Unof.

**Hydrate** (*hi'-drāt*) [*ὑδρῶς*, water]. A compound of an elementary atom, or of a radical, with the radical *hydroxyl* H-O- or -O-H, as the hydrogen atom may be positive or negative. Practically a hydrate is considered as a molecule of water with its basic atom of hydrogen replaced by another electropositive atom, e.g., potassium hydrate, K-O-H, is derived from water, H-O-H.

**Hydration** (*hi-dra'-shun*) [*ὑδρῶς*, water]. The process by which a body or substance becomes impregnated or saturated with water.

**Hydrazin** (*hi-draz'-in*) [*ὑδρῶς*, water; *azotum*, nitrogen],  $H_4N_2$ . 1. Diamid; a colorless, stable gas, soluble in water, having a peculiar odor and a strong alkaline reaction. Orthin is prepared from it. See *Phenyl-hydrazin*. 2. One of a class of bodies derived from hydrazin by replacing one or more of its hydrogen atoms by a compound radical.

**Hydrazones** (*hi'-draz-ōns*) [*ὑδρῶς*, water; *azotum*, nitrogen]. Phenylhydrazones; a group of chemic bodies produced by the action of phenylhydrazin upon carbonyl compounds. They are usually crystalline compounds, insoluble in water. They are yellow or brown in color, and almost invariably decompose upon fusion.

**Hydrecium** (*hi-dre'-se-um*) [*ὑδρῶς*, water; *οἶκος*, house: *pl.*, *Hydrecia*]. In biology, the sac for the reception of the retracted cenosarc attached to the swimming-bell of certain hydrozoans.

**Hydrectasis** (*hi-drek'-tas-is*) [*ὑδρῶς*, water; *εκτασις*, a stretching out]. Distention by water or by a watery fluid.

**Hydremesis** (*hi-drem'-es-is*) [*ὑδρῶς*, water; *εμεσις*, vomiting]. The vomiting of a watery material.

**Hydremia** (*hi-dre'-me-ah*) [*ὑδρῶς*, water; *αἷμα*, blood]. A watery condition of the blood due to defective renal secretion or to imperfect fibrination. It accompanies albuminuria and certain other exhausting diseases.

**Hydrencephal** (*hi'-dren-sef-al*) [*ὑδρῶς*, water; *ἐγκέφαλος*, brain]. A hydrocephalic brain.

**Hydrencephalitis** (*hi-dren-sef-al-i'-tis*) [*ὑδρῶς*, water; *ἐγκέφαλος*, brain; *ιτις*, inflammation]. Inflammatory hydrocephalus.

**Hydrencephalocele** (*hi-dren-sef'-al-o-sēl*) [*ὑδρῶς*, water; *ἐγκέφαλος*, brain; *κῆλη*, hernia]. Encephalocele in which the tumor is in part composed of a watery fluid. *H. palatina*, a variety of hydrencephalocele in which the dura mater, distended with serum, projects into the mouth, forming a tumor possibly as large as a small apple.

**Hydrencephalus** (*hi-dren-sef'-al-us*). See *Hydrocephalus*.

**Hydrenterocele** (*hi-dren-ter'-o-sēl*) [*ὑδρῶς*, water; *έντερον*, intestine; *κῆλη*, hernia]. Intestinal hernia, the sac of which contains some extravasated fluid.

**Hydrentorrhœa** (*hi-dren-ter-or-e'-ah*) [*ὑδρῶς*, water; *έντερον*, intestine; *ροία*, flow]. A watery diarrhea.

**Hydriasis** (*hi-dri'-as-is*). See *Hydrotherapeutics*.

**Hydriatic** (*hi-dre-at'-ik*) [*ὑδρῶς*, water; *ιατρικός*, healing]. Pertaining to the cure of disease with water.

**Hydriatric** (*hi-dre-at'-rik*) [*ὑδρῶς*, water; *ιατρός*, physician]. Relating to the treatment of disease with water.

**Hydriatri** (*hi'-dre-at-re*). See *Hydrotherapeutics*.

**Hydric** (*hi'-drik*) [*ὑδρῶς*, water]. Containing water.

**Hydrid** (*hi'-drid*) [*ὑδρῶς*, water]. A chemic compound containing hydrogen united to an element.

**Hydriodic** (*hi-dre-od'-ik*) [*ὑδρῶς*, water; *ιώδης*, like a violet]. Containing hydrogen and iodine. *H. Acid*, HI, a heavy, colorless gas, with a suffocating odor and an acid reaction. It freezes at  $-55^{\circ}C$ . The syrup of

hydriodic acid contains 1 per cent. of absolute HI. Dose,  $\mathfrak{zj}$ -iv, well diluted.

**Hydro-** (*hi'-dro-*) [*ὑδρῶς*, water]. A prefix signifying water, or that water forms a structural part. See, also, *Hydrate*.

**Hydroa** (*hi-dro'-ah*) [*ὑδρῶς*, water; *ὄν*, egg]. A term including a group of vesicular and bullous skin-affections presenting many points of affinity with vesicating erythemata, herpes, and pemphigus. The group includes the diseases described as *Dermatitis herpetiformis*, *Pemphigus pruriginosus*, *Urticaria vesicans*, and *Herpes gestationis*, and is by no means uncommon. Hydroa occurs in individuals of the neurotic temperament; its course is chronic, but with a decided tendency toward ultimate recovery. (*Hydroa*, as the name of a skin-disease, is much confused in meaning with *Hidra*, *q. v.*) *H. bullosa*. See *H. pruriginosum*. *H. æstivale*. See *H. vacciniiforme*. *H. febrile*. See *Herpes facialis*. *H. gestationis*, that of pregnancy. *H. herpetiforme*. Also called *Dermatitis herpetiformis*; *Herpes gestationis*; *Herpes circinatus bullosus*; *Pemphigus circinatus*. See *Pemphigus pruriginosus*. *H. pruriginosum*. *Hydroa bullosa*; a very rare form, attended at its development with intense itching, and sometimes preceded by slight febrile symptoms, followed by the formation of small bullæ not exceeding the size of a split pea, and commencing as vesicles, without any antecedent lesion. Slight umbilication occurs, followed by desiccation, and the formation of scales or crusts. Successive crops are formed, the bullæ being discrete or grouped irregularly, but never in circles. *H. puerorum*. See *H. vacciniiforme*. *H. vacciniiforme*. *Hydroa æstivale*; *Hydroa puerorum*; *Recurrent summer eruption*; a recurring summer eruption of boyhood, usually with vesicles that leave scars. The disease generally begins in the first, second, or third year of life, and is often preceded by articular symptoms. The eruption develops chiefly on the uncovered parts, and is generally preceded by burning or pain, fulness of the region attacked, anorexia, and insomnia. Red spots appear, and on these rounded vesicles develop, singly or in groups, varying in size from that of a millet-seed to that of a large pea. They may coalesce into an irregularly outlined flattish bulla. The redness remains as an areola. These bullæ dry up, rupture, or become umbilicated, and form crusts which, on separating, leave slightly depressed scars resembling those of smallpox. The pathology is unknown.

**Hydroadipsia** (*hi-dro-ad-ip'-se-ah*) [*ὑδρῶς*, water; *ἀ*, priv.; *διψα*, thirst]. Absence of thirst, or of desire for water.

**Hydrobenzamid** (*hi-dro-ben'-zam-id*) [*ὑδρῶς*, water; *benzoïn*; *amid*],  $C_{21}H_{15}N_2$ . Azobenzoyl hydrid, a crystalline compound, soluble in alcohol.

**Hydrobenzoïn** (*hi-dro-ben-zo'-in*) [*ὑδρῶς*, water; *benzoïn*],  $C_{14}H_{11}O_2$ . A compound prepared by the action of sodium amalgam on benzoïn. It dissolves with difficulty in water, is readily soluble in alcohol, and crystallizes in large, shining, rhombic plates, melting at  $134^{\circ}C$ .

**Hydrobilirubin** (*hi-dro-bil-e-ru'-bin*) [*ὑδρῶς*, water; *bilis*, bile; *ruber*, red],  $C_{32}H_{40}N_4O_7$ . A rose-red or brown-red pigment formed by treating a solution of bilirubin or biliverdin in dilute alkali with sodium amalgam. It is slightly soluble in water, easily so in alcohol, ether, and chloroform. It is a coloring-matter of feces, said to be identical with stercobilin, and is sometimes found in urine.

**Hydrobiosis** (*hi-dro-bi-o'-sis*) [*ὑδρῶς*, water; *βίος*, life]. In biology, the origin and maintenance of life in fluid media.



**Hydrobromate** (*hi-dro-bro'-māt*) [*ὑδρῶρ*, water; *βρῶμος*, a stench]. A basic salt of hydrobromic acid.

**Hydrobromic** (*hi-dro-bro'-mik*) [*ὑδρῶρ*, water; *βρῶμος*, stench]. Composed of hydrogen and bromin. **H. Acid.** See *Acid, Hydrobromic*. **H. Ether**,  $C_2H_5Br$ . Bromid of ethyl. A colorless, translucent liquid, with a neutral reaction, ethereal smell, and a pungent, sweet taste; its specific gravity is 1.4733; it boils at  $104^\circ F.$  ( $40.7^\circ C.$ ), and burns with difficulty with a green, smokeless flame. It is prepared by distilling alcohol with either bromin, hydrobromic acid, or bromid of phosphorus. It is only slightly soluble in water, but freely so in ether or alcohol. It is used as an anesthetic. See *Anesthetic*.

**Hydrobromid** (*hi-dro-bro'-mid*). Same as *Hydrobromate*.

**Hydrocafeic Acid** (*hi-dro-kaf-e'-ik*). See *Acid*.

**Hydrocarbon** (*hi-dro-kar'-bon*) [*ὑδρῶρ*, water; *carbo*, charcoal]. A name applied to any one of a multitude of compounds composed mainly of hydrogen and carbon, but also under certain conditions containing other elements as substitution-products. The possibilities of the number of such compounds may be seen in the following series, perhaps the simplest, carbon, C, being a tetrad, and requiring four monad atoms to saturate its valivalence:—

Methane,  $CH_4$ .  
Ethane,  $C_2H_6$ .  
Propane,  $C_3H_8$ .  
Butane,  $C_4H_{10}$ .  
Pentane,  $C_5H_{12}$ .

In either of these one or more atoms of hydrogen may be replaced by other atoms or radicals without altering the structure of the compound.

It will be noticed that the members of the series differ by  $CH_2$  in the present case. The various members of the Fat-series are usually indicated as follows:—

Paraffin Series,  $C_nH_{2n+2}$ ,  
Olefins,  $C_nH_{2n}$ ,  
Acetylenes,  $C_nH_{2n-2}$ ,  
Thus, if  $n=3$ , the corresponding member of the Paraffin series would be  $C_3H_8$ , etc. All the hydrocarbons are inflammable. They occur in nature as marsh-gas (fire-damp), natural gas, naphtha, petroleum, asphaltum, ozocerite, etc., in a multitude of forms. They, with their derivatives, form the subject-matter of organic chemistry. A *Table of the Hydrocarbons* is appended.

## TABLE OF HYDROCARBONS.

### 1. PARAFFINS (ETHANES), $C_nH_{2n+2}$ .

NAME.	FORMULA.	PHYSICAL CON- DITION.	MELTING-POINT (CENTIGRADE).	BOILING-POINT (CENTIGRADE).	SPECIFIC GRAVITY (AT THE MELTING- POINT).
Methane, . . .	$CH_4$	Gas			0.5598
Ethane, . . . .	$C_2H_6$	Gas			
Propane, . . .	$C_3H_8$	Gas			
Butane, . . . .	$C_4H_{10}$	Gas		$0^\circ$	
Pentane, . . .	$C_5H_{12}$	Liquid		$37-39^\circ$	
Hexane, . . .	$C_6H_{14}$	Liquid		$71.5^\circ$	0.653
Heptane, . . .	$C_7H_{16}$	Liquid		$99^\circ$	0.6967
Octane, . . . .	$C_8H_{18}$	Liquid		$125^\circ$	0.718
Nonane, . . .	$C_9H_{20}$	Liquid	$-51^\circ$	$149.5^\circ$	0.7330

## TABLE OF HYDROCARBONS.—Continued.

### 1. PARAFFINS (ETHANES).—Continued.

NAME.	FORMULA.	PHYSICAL CON- DITION.	MELTING-POINT (CENTIGRADE).	BOILING-POINT (CENTIGRADE).	SPECIFIC GRAVITY (AT THE MELTING- POINT).
Decane, . . .	$C_{10}H_{22}$	Liquid	$-32^\circ$	$173^\circ$	0.7456
Undecane, . .	$C_{11}H_{24}$	Liquid	$-26.5^\circ$	$194.5^\circ$	0.7745
Dodecane, . .	$C_{12}H_{26}$	Liquid	$-12^\circ$	$214^\circ$	0.773
Tridecane, . .	$C_{13}H_{28}$	Liquid	$-6.2^\circ$	$234^\circ$	0.775
Tetradecane, .	$C_{14}H_{30}$	Liquid	$+4.5^\circ$	$252.5^\circ$	0.775
Pentadecane, .	$C_{15}H_{32}$	Liquid	$+10^\circ$	$270.5^\circ$	0.775
Hexadecane, .	$C_{16}H_{34}$	Solid	$+18^\circ$	$287.5^\circ$	0.775
Hepdecane, . .	$C_{17}H_{36}$	Solid	$+22.5^\circ$	$303^\circ$	0.776
Octadecane, . .	$C_{18}H_{38}$	Solid	$28^\circ$	$317^\circ$	0.776
Nondecane, . .	$C_{19}H_{40}$	Solid	$32^\circ$	$330^\circ$	0.777
Eicosane, . . .	$C_{20}H_{42}$	Solid	$36.7^\circ$	$205^\circ$	0.777
Heneicosane, .	$C_{21}H_{44}$	Solid	$40.4^\circ$	$215^\circ$	0.778
Docosane, . .	$C_{22}H_{46}$	Solid	$44.4^\circ$	$224.5^\circ$	0.778
Tricosane, . .	$C_{23}H_{48}$	Solid	$47.7^\circ$	$234^\circ$	0.778
Tetracosane, .	$C_{24}H_{50}$	Solid	$51.1^\circ$	$243^\circ$	0.778
Pentacosane, .	$C_{25}H_{52}$	Solid			
Hexacosane, . .	$C_{26}H_{54}$	Solid			
Heptacosane, .	$C_{27}H_{56}$	Solid	$59.5^\circ$	$270^\circ$	0.779
Octacosane, . .	$C_{28}H_{58}$	Solid			
Noncosane, . .	$C_{29}H_{60}$	Solid			
Hentriacontane, . . . .	$C_{31}H_{64}$	Solid	$68.1^\circ$	$302^\circ$	0.780
Dotriacontane, .	$C_{32}H_{66}$	Solid	$70^\circ$	$310^\circ$	0.781
Pentatriacontane, . . . .	$C_{35}H_{72}$	Solid	$74.7^\circ$	$331^\circ$	0.781
Hexacontane, .	$C_{60}H_{122}$	Solid	$102^\circ$		

### 2. ALKYLENS (OLEFINS), $C_nH_{2n}$ .

Methylene, . .	$CH_2$	Does not exist in the free state.			
Ethylene, . . .	$C_2H_4$	Gas		$-105^\circ$	
Propylene, . .	$C_3H_6$	Gas			
Trimethylene, .	$C_3H_6$	Gas			
Butylene, . . .	$C_4H_8$	Gas		$-5^\circ$	
Amylene, . . .	$C_5H_{10}$	Liquid		$+37^\circ$	
Hexylene, . .	$C_6H_{12}$	Liquid			
Heptylene, . .	$C_7H_{14}$	Liquid			
Cetene, . . . .	$C_8H_{16}$	Liquid			
	$C_9H_{18}$	Liquid			
	$C_{10}H_{20}$	Liquid			
	$C_{11}H_{22}$	Liquid			
Dodecylene, .	$C_{12}H_{24}$	Liquid	$-31.5^\circ$	$96^\circ$	0.7954
	$C_{13}H_{26}$	Liquid			

TABLE OF HYDROCARBONS.—Continued.

## 2. ALKYLENS (OLEFINS).—Continued.

NAME.	FORMULA	PHYSICAL CON- DITION.	MELTING-POINT (CENTIGRADE).	BOILING-POINT (CENTIGRADE).	SPECIFIC GRAVITY (AT THE MELTING- POINT).
Tetradecylene,	C <sub>14</sub> H <sub>28</sub>	Liquid	— 12°	127°	0.7936
	C <sub>15</sub> H <sub>30</sub>	Liquid			
Hexadecylene,	C <sub>16</sub> H <sub>32</sub>	Solid	+ 40°	154°	0.7917
Heptadecylene,	C <sub>17</sub> H <sub>34</sub>	Solid			
Octodecylene,	C <sub>18</sub> H <sub>36</sub>	Solid	+ 18°	179°	0.7910
Melene, . . .	C <sub>30</sub> H <sub>60</sub>	Solid			

3. ACETYLENE SERIES, C<sub>n</sub>H<sub>2n</sub>—2.

Acetylene, . .	C <sub>2</sub> H <sub>2</sub>	Gas			
Allylene, . . .	C <sub>3</sub> H <sub>4</sub>	Gas			
Crotonylene, .	C <sub>4</sub> H <sub>6</sub>	Liquid		180°	
Valerylene, . .	C <sub>5</sub> H <sub>8</sub>				
Hexoylene, . .	C <sub>6</sub> H <sub>10</sub>				
	C <sub>7</sub> H <sub>12</sub>				
	C <sub>8</sub> H <sub>14</sub>				
	C <sub>9</sub> H <sub>16</sub>				
Menthene, . .	C <sub>10</sub> H <sub>18</sub>	Liquid		167°	
	C <sub>11</sub> H <sub>20</sub>				
Dodecylidene,	C <sub>12</sub> H <sub>22</sub>		— 9°	105°	0.8097
Tridecylidene,	C <sub>13</sub> H <sub>24</sub>				
Tetradecyli- dene, . . . .	C <sub>14</sub> H <sub>26</sub>		+ 6.5°	134°	0.8064
Pentadecyli- dene, . . . .	C <sub>15</sub> H <sub>28</sub>				
Hexadecyli- dene, . . . .	C <sub>16</sub> H <sub>30</sub>		20°	160°	0.8039
Heptadecyli- dene, . . . .	C <sub>17</sub> H <sub>32</sub>				
Octadecyli- dene, . . . .	C <sub>18</sub> H <sub>34</sub>		30°	184°	0.8016

4. HYDROCARBONS, C<sub>n</sub>H<sub>2n</sub>—4.

Vinylacetylene,	C <sub>4</sub> H <sub>4</sub>	Not yet isolated.			
Valylene, . . .	C <sub>5</sub> H <sub>6</sub>	Liquid		50°	
Camphene, . .	C <sub>10</sub> H <sub>16</sub>	Solid			
Citrene, . . .	C <sub>10</sub> H <sub>16</sub>	Liquid		175–176°	0.846
Dipentene, . .	C <sub>10</sub> H <sub>16</sub>	Liquid		175–176°	0.853
Pinene, . . . .	C <sub>10</sub> H <sub>16</sub>	Liquid		175–176°	
Sylvestrene, .	C <sub>10</sub> H <sub>16</sub>	Liquid		175–178°	
Terpinene, . .	C <sub>10</sub> H <sub>16</sub>	Liquid		180°	
Fichtelite, . .	C <sub>18</sub> H <sub>32</sub>	Solid	46°		

5. HYDROCARBONS, C<sub>n</sub>H<sub>2n</sub>—6.

Diacetylene, .	C <sub>4</sub> H <sub>2</sub>	Gas			
Dipropargyl, .	C <sub>6</sub> H <sub>6</sub>	Liquid		85°	0.81
Benzene, . . .	C <sub>6</sub> H <sub>6</sub>	Liquid	+ 6°	80.5°	0.899
Toluene, . . .	C <sub>7</sub> H <sub>8</sub>	Liquid		110.3°	0.882

TABLE OF HYDROCARBONS.—Continued.

## 5. HYDROCARBONS.—Continued.

NAME.	FORMULA.	PHYSICAL CON- DITION.	MELTING-POINT (CENTIGRADE).	BOILING-POINT (CENTIGRADE).	SPECIFIC GRAVITY (AT THE MELTING- POINT).
Cumene, . . .	C <sub>9</sub> H <sub>12</sub>	Liquid		153°	0.879
Mesitylene, . .	C <sub>9</sub> H <sub>12</sub>	Liquid		163°	
Pseudocumene,	C <sub>9</sub> H <sub>12</sub>	Liquid		166°	0.8722
Cymene, . . .	C <sub>10</sub> H <sub>14</sub>	Liquid		175–176°	
Durene, . . .	C <sub>10</sub> H <sub>14</sub>	Solid	79–80°	190°	
Prehnitol, . .	C <sub>10</sub> H <sub>14</sub>	Liquid		204°	

## 6. OTHER HYDROCARBONS.

Methyl, . . . .	CH <sub>3</sub>	Does not exist in the free state.			
Allyl, . . . . .	C <sub>3</sub> H <sub>5</sub>	Does not exist in the free state.			
Butyl, . . . . .	C <sub>4</sub> H <sub>9</sub>	Does not exist in the free state.			
Benzyl, . . . . .	C <sub>7</sub> H <sub>7</sub>	Does not exist in the free state.			
Styrol, . . . . .	C <sub>8</sub> H <sub>8</sub>	Liquid		144–145°	0.925
Indene, . . . . .	C <sub>9</sub> H <sub>8</sub>	Liquid		177–178°	1.040
Naphthalene, .	C <sub>10</sub> H <sub>8</sub>	Solid	79°	218°	
Terpinolene, .	C <sub>10</sub> H <sub>16</sub>	Liquid		185–190°	
Acenaphthene,	C <sub>12</sub> H <sub>10</sub>	Solid	95°	277°	
Diphenyl, . . .	C <sub>12</sub> H <sub>10</sub>	Solid	71°	254°	
Fluorene, . . .	C <sub>13</sub> H <sub>10</sub>	Solid	113°	295°	
Diphenyl methane,	C <sub>13</sub> H <sub>12</sub>	Solid	26.5°	262°	
Anthracene,	C <sub>14</sub> H <sub>10</sub>	Solid	213°		
Phenanthrene,	C <sub>14</sub> H <sub>10</sub>	Solid	99°	346°	
Tolane, . . . .	C <sub>14</sub> H <sub>10</sub>	Solid	60°		
Stilbene, . . .	C <sub>14</sub> H <sub>12</sub>	Solid	120°		
Dibenzyl, . . .	C <sub>14</sub> H <sub>14</sub>	Solid	52°	284°	
Fluoranthene,	C <sub>15</sub> H <sub>10</sub>	Solid	109–110°		
Methyl anthracene,	C <sub>15</sub> H <sub>12</sub>	Solid	190°		
Pyrene, . . . .	C <sub>16</sub> H <sub>10</sub>	Solid	148°		
Chrysene, . . .	C <sub>18</sub> H <sub>12</sub>	Solid	250°	436°	
Retene, . . . .	C <sub>18</sub> H <sub>18</sub>	Solid	98°	390°	
Triphenyl methane,	C <sub>19</sub> H <sub>16</sub>	Solid	93°		
Picene, . . . .	C <sub>22</sub> H <sub>14</sub>	Solid	338°	519°	
Ceryl, . . . . .	C <sub>27</sub> H <sub>56</sub>	Does not exist in the free state.			

## BENZENE SERIES.

	Boiling-point.	Specific gravity.
Benzene, C <sub>6</sub> H <sub>6</sub> , . . . . .	80.4° C.	.884 at 15° C.
Toluene, C <sub>6</sub> H <sub>5</sub> .CH <sub>3</sub> , . . . . .	110.3° C.	.872 " "
Xylene, C <sub>6</sub> H <sub>4</sub> (CH <sub>3</sub> ) <sub>2</sub> {	o-Xylene 142°–143° C.	.866 " "
	m- " 139.8° C.	.862 " 19.5° C.
Pseudocumene } C <sub>6</sub> H <sub>3</sub> (CH <sub>3</sub> ) <sub>3</sub> {	β- " 136°–137° C.	.853 " 20° C.
	169.8° C.	.869 " 9.8° C.
Mesitylene	164.5° C.	
Durene, C <sub>6</sub> H <sub>2</sub> (CH <sub>3</sub> ) <sub>4</sub> , . . . . .	189°–191° C.	
Pentamethylbenzene, C <sub>6</sub> H <sub>3</sub> (CH <sub>3</sub> ) <sub>5</sub> ,	230° C.	
Hexamethylbenzene, C <sub>6</sub> (CH <sub>3</sub> ) <sub>6</sub> , .	264° C.	



**Hydrocardia** (*hi-dro-kar'-de-ah*). See *Hydropericardium*.

**Hydrocaulus** (*hi-dro-kaw'-lus*) [*ὑδωρ*, water; *καυλός*, a stem: *pl.*, *Hydrocauli*]. In biology, the main stem of a hydrozoan colony.

**Hydrocele** (*hi'-dro-sel*) [*ὑδωρ*, water; *κήλη*, tumor]. A collection of serous fluid in the tunica vaginalis testis, or in connection with the testicle or cord. The term is applied, also, to a serous tumor in other locations.

**Hydrocelia** (*hi-dro-se'-le-ah*) [*ὑδωρ*, water; *κοιλία*, belly]. Dropsy of the belly or abdominal region.

**Hydrocellulose** (*hi-dro-sel'-u-tos*) [*ὑδωρ*, water; *cellula*, a little cell],  $C_{12}H_{22}O_{11}$ . A body formed by moistening cellulose with a dilute mineral acid, and then drying. It is used in photography.

**Hydrocelodes** (*hi-dro-sel-o'-des*) [*ὑδωρ*, water; *κήλη*, tumor; *εἶδος*, form]. A tumor resembling hydrocele, but due to an extravasation of urine.

**Hydrocenosis** (*hi-dro-sen-o'-sis*) [*ὑδωρ*, water; *κένωσις*, evacuation]. An evacuation of water either by the use of hydragogue cathartics or by the operation of "tapping" the cavity containing the accumulation of fluid. See *Paracentesis*.

**Hydrocenotic** (*hi-dro-sen-o'-ik*) [*ὑδωρ*, water; *κένωσις*, evacuation]. Relating to or causing hydrocenosis.

**Hydrocephalic** (*hi-dro-sef-al'-ik*) [*ὑδωρ*, water; *κεφαλή*, head]. Pertaining to or affected with hydrocephalus. **H. Cry**, the shriek of pain of the hydrocephalic child during the exacerbations.

**Hydrocephalitis** (*hi-dro-sef-al-i'-tis*). See *Hydrencephalitis*.

**Hydrocephalocoele** (*hi-dro-sef'-al-o-sel*) [*ὑδωρ*, water; *κεφαλή*, head; *κήλη*, a tumor]. Congenital hydrocephalus in which the encephalon protrudes through the ununited or undeveloped cranial wall.

**Hydrocephaloid** (*hi-dro-sef'-al-oid*) [*ὑδωρ*, water; *κεφαλή*, head; *εἶδος*, form]. Pertaining to or resembling hydrocephalus. **H. Disease**, Marshall Hall's Disease; a disease resembling hydrocephalus, sometimes observed in poorly-nourished infants just after weaning. It is a condition of nervous exhaustion, generally coming on after a prolonged illness, or following premature weaning. There is a stage of irritability and one of torpor. The pulse is irregular, the fontanel flaccid and hollow, and there is no, or but slight, tendency to vomiting. Stimulants and tonics arrest the progress of the condition.

**Hydrocephalus** (*hi-dro-sef'-al-us*) [*ὑδωρ*, water; *κεφαλή*, head]. A collection of fluid in the cerebral ventricles (*internal hydrocephalus*) or outside the brain-substance (*external hydrocephalus*), preventing closure of the fontanels and causing enlargement of the skull. The head may measure as much as thirty inches in circumference. Wormian bones develop in the sutures and fontanels; the eyeballs are rendered prominent and at the same time their axes are depressed. Often there is a retardation of the mental development, and the patient usually dies within a few years. An acute hydrocephalus occurs in meningeal inflammation. The chronic form is congenital or infantile.

**Hydrochinone** (*hi-dro-ki'-non*) [*ὑδωρ*, water; *quinone*],  $C_6H_6O_2$ . A substance existing in urine as an ethereal compound with  $H_2SO_4$ ; it is largely the cause of the dark color that this excretion assumes after the absorption of phenol on exposure to the air.

**Hydrochlorate** (*hi-dro-klo'-rat*) [*ὑδωρ*, water; *χλωρός*, green]. Any salt or compound of hydrochloric acid.

**Hydrochloric Acid** (*hi-dro-klo'-rik*). See *Acid, Hydrochloric*.

**Hydrochlorid** (*hi-dro-cho'-rid*) [*ὑδωρ*, water; *χλωρός*, green]. Same as *Hydrochlorate*.

**Hydrocholecystitis** (*hi-dro-ko-le-sis'-tis*) [*ὑδωρ*, water; *χολή*, bile; *κύστις*, bladder]. Dropsy of the gall-bladder.

**Hydrocinnamic Acid** (*hi-dro-sin-am'-ik*). See *Acid, Hydrocirsocoele* (*hi-dro-sir'-so-sel*) [*ὑδωρ*, water; *κίρσος*, venous enlargement; *κήλη*, tumor]. Hydrocele accompanied with varicose veins of the spermatic cord.

**Hydrocœlia** (*hid-ro-se'-le-ah*). See *Hydrocelia*.

**Hydrocæroulignone** (*hi-dro-se-ru-lig'-non*) [*ὑδωρ*, water; *coruleus*, blue; *lignum*, wood],  $C_{16}H_{18}O_6$ . A divalent phenol, crystallizing from alcohol and glacial acetic acid in colorless leaflets, and melting at 190° C.

**Hydrocollidin** (*hi-dro-kol'-id-in*) [*ὑδωρ*, water; *κόλλα*, glue]. A highly poisonous ptomaine-base, so named by Gautier and Etard, and declared by them to be identical with the hydrocollidin obtained by Cahours and Etard from the action of selenium on nicotin. Nencki, on the other hand, asserted its identity with a base (*collidin*) isolated by him in 1876, to which he had ascribed the formula  $C_8H_{11}N$ . The formula of Gautier and Etard's hydrocollidin is  $C_8H_{13}N$ . This ptomaine was obtained from chloroformic extracts, from putrefying mackerel, and putrefying horse-flesh and ox-flesh. The free base is an almost colorless, alkaline, oily fluid, having a strong, penetrating odor like syringa. So small a dose as 0.0017 gram of the hydrochlorid, injected into birds, produced dizziness, paralysis, and death. The pupils remain normal, and the heart stops in diastole.

**Hydrocolpoele** (*hi-dro-kol'-po-sel*) [*ὑδωρ*, water; *κόλπος*, vagina; *κήλη*, tumor]. A serous tumor of the vagina.

**Hydrocotarnin** (*hi-dro-ko-tar'-nin*) [*ὑδωρ*, water; *cotarnin*],  $C_{12}H_{15}NO_3 + \frac{1}{2}H_2O$ . A crystalline alkaloid occurring in small amount in opium. It melts at 50° C., and is readily soluble in alcohol, ether, and chloroform.

**Hydrocotoin** (*hid-ro-ko'-to-in*) [*ὑδωρ*, water; *Sp.*, *coto*, a cubit],  $C_{15}H_{11}O_4$ . An alkaloid of coto-bark, occurring in yellowish crystals without taste.

**Hydrocotyle** (*hi-dro-kot'-il-e*) [*ὑδωρ*, water; *κοτύλη*, a cup]. Pennywort; a genus of umbelliferous herbs. The leaves of *H. asiatica* serve as a bitter tonic and alterative, and are very serviceable in skin-diseases, syphilitic sores, and leprosy. **H. centella**, of S. Africa, **H. umbellata**, of America, and **H. vulgaris**, of Europe, have been employed in medicine, but their properties are little known. **H. bonariensis**, of S. America, is diuretic. All unof.

**Hydrocrania** (*hid-ro-kra'-ne-ah*). Same as *Hydrocephalus*.

**Hydrocyanic** (*hi-dro-se-an'-ik*). See *Cyanogen*, and *Acid, Hydrocyanic*.

**Hydrocyst** (*hi'-dro-sist*) [*ὑδωρ*, water; *κύστις*, bladder]. A cyst containing a water-like liquid. Sometimes it is synonymous with hydatid. In biology, Huxley's name for singular organs found in certain of the Hydrozoa (especially the *Physophoridae*). They are pyriform sacs of ectoderm and endoderm, closed at their distal ends, but in free communication with the somatic cavity at their proximal ends; they are arrested polypites in which the mouth has never become developed.

**Hydroderma** (*hi-dro-der'-mah*) [*ὑδωρ*, water; *δέρμα*, skin]. Dropsy of the skin.

**Hydrodictyotomy** (*hi-dro-dik-te-ot'-o-me*) [*ὑδωρ*, water; *δίκτυον*, net; *τομή*, section]. Surgical incision of the retina for the relief of edema.

**Hydrodiuresis** (*hi-dro-di-u-re'-sis*) [*ὑδωρ*, water; *διά*, through; *οὐρέειν*, to make water]. A copious flow of watery urine.

**Hydro-electric** (*hi-dro-e-lek'-trik*) [*ὑδρῶν*, water; *ἤλεκτρον*, electricity]. Pertaining to electricity developed by the physical action of fluids or in connection with water. **H. Bath**, a bath in which the metallic lining of the tub is connected with one pole of a battery, the other being in contact with the person of the patient.

**Hydrofluoric Acid** (*hi-dro-flu-or'-ik*). See *Acid*.

**Hydrogaster** (*hi-dro-gas'-ter*). Synonym of *Ascites*.

**Hydrogen** (*hi'-dro-jen*) [*ὑδρῶν*, water; *γεννᾶν*, to produce]. *H* = 1. Quantivalence 1. A gaseous element, one liter of which weighs .0896 gram. It is feebly basic and occurs in nature combined with oxygen in the form of water  $H_2O$ . It has been liquefied at a temperature of  $-286^\circ F$ . under a tension of 650 atmospheres—a pressure of about 4.7 tons per square inch. In combination with carbon, oxygen, and nitrogen, it forms a multitude of radicles formerly known as “organic” compounds, but now often synthetically formed. It is used largely in the qualitative determination of arsenic and antimony, and for combustion with oxygen to produce intense heat. It has also been used by inhalation in pulmonary tuberculosis. See *Elements, Table of*. **H. peroxid**, or **dioxid**, an unstable compound having the composition  $H_2O_2$ . It is a powerful antiseptic and germicide, and is used as a disinfectant in diphtheria, glandular swellings and suppurative inflammations, and as an antispasmodic to relieve the paroxysms of whooping-cough. It is the basis of most hair-bleaching solutions. Dose  $\frac{5}{8}$  ss–ij. Unof. **H. d.**, **Aqua**, solution of hydrogen dioxid; contains 3 per cent. by weight of the pure dioxid. **H. sulphid**. See *Acid Hydrosulphuric*.

**Hydrogenesis** (*hi-dro-jen'-es-is*) [*ὑδρῶν*, water; *γεννᾶν*, to produce: *pl. Hydrogeneses*]. 1. The collection or formation of a watery fluid. 2. Any disease in which there is a predominance or degeneration of mucous secretion, fat, bile, or milk.

**Hydrohematocele** (*hi-dro-hem'-at-o-sel*) [*ὑδρῶν*, water; *αἷμα*, blood; *κῆλη*, tumor]. Hematocele associated with hydrocele.

**Hydrohemia** (*hi-dro-hem'-e-ah*). Same as *Hydremia*.

**Hydrohemostat** (*hi-dro-jen'-o-stat*) [*ὑδρῶν*, water; *αἷμα*, blood; *στατός*, stopped]. A device for stopping hemorrhage by means of hydrostatic pressure.

**Hydrohemothorax** (*hi-dro-hen-o-tho'-raks*) [*ὑδρῶν*, water; *αἷμα*, blood; *θώραξ*, thorax]. An effusion of hemorrhagic fluid into the pleural cavity.

**Hydrohymenitis** (*hi-dro-hi-men-i'-tis*). See *Hydromenitis*.

**Hydrohystera** (*hi-dro-his'-ter-ah*). See *Hydrometra*.

**Hydroid** (*hi'-droid*) [*ὑδρῶν*, water; *εἶδος*, form]. 1. Like water. 2. Living in water.

**Hydrolactometer** (*hi-dro-lak-tom'-et-er*) [*ὑδρῶν*, water; *lac*, milk; *μέτρον*, measure]. An instrument used in estimating the percentage of water in any given sample of milk.

**Hydrolatum** (*hi-dro-lat'-tum*) [*ὑδρῶν*, water; *gen.*, *Hydrolati*; *pl.*, *Hydrolata*]. A medicated water.

**Hydrolëin** (*hi-drol'-e-in*) [*ὑδρῶν*, water; *oleum*, oil]. A proprietary remedy consisting of an emulsion of cod-liver oil with pancreatin and borax.

**Hydrology** (*hi-drol'-o-je*) [*ὑδρῶν*, water; *λόγος*, science]. A treatise on the nature and uses of water.

**Hydrolymph** (*hi'-dro-limf*) [*ὑδρῶν*, water; *lymph*, water]. A term applied to the blood of certain animals which is composed largely of the salt or fresh water in which they live, and containing a small amount of corpuscular elements.

**Hydrolyst** (*hi'-dro-list*) [*ὑδρῶν*, water; *λύσις*, dissolving]. A substance that, like sulphuric acid, diastase, emulsin, etc., induces hydrolysis; an hydrolytic agent.

**Hydrolite** (*hi'-dro-lit*) [*ὑδρῶν*, water; *λύσις*, dissolving]. The substance hydrolyzed.

**Hydrolitic** (*hi-dro-lit'-ik*) [*ὑδρῶν*, water; *λύειν*, to dissolve]. Pertaining to the decomposition of water, or the liberation of water during a chemic reaction. **H.**

**Ferments**, those causing a combination with the elements of water in the substances they decompose.

**Hydroma** (*hi-dro'-mah*) [*ὑδρώμα*; *ὑδρῶν*, water; *ῥμα*, a tumor: *pl.*, *Hydromata*]. A tumor containing water. A cyst or sac filled with water or serous fluid. Also, an edematous swelling. Also, the cystic dilatation of a lymphatic of the neck.

**Hydromania** (*hi-dro-ma'-ne-ah*) [*ὑδρῶν*, water; *μανία*, madness]. 1. Intense or maddening thirst. 2. Mania with desire for suicide by drowning.

**Hydromel** (*hi'-dro-mel*) [*ὑδρῶν*, water; *μέλι*, honey]. A fermented mixture of honey and water, whether medicated or not; a kind of mead or metheglin.

**Hydromeningitis** (*hi-dro-men-in-jit'-tis*) [*ὑδρῶν*, water; *μῆνιγξ*, a membrane; *τις*, inflammation]. Inflammation of the membranes of the brain or cord, accompanied by effusion of watery fluid.

**Hydromeningocele** (*hi-dro-men-in'-go-sel*) [*ὑδρῶν*, water; *μῆνιγξ*, membrane; *κῆλη*, a tumor]. A cystic tumor of the meninges, protruding through the skull. Also, a cystic tumor in the arachnoid cavity or in the continuation of the subarachnoid space.

**Hydrometer** (*hi-drom'-et-er*) [*ὑδρῶν*, water; *μέτρον*, a measure]. An instrument for determining the specific gravity of liquids or solutions containing water.

**Hydrometra** (*hi-dro-mel'-trah*) [*ὑδρῶν*, water; *μήτρα*, the womb]. A collection of water or mucus in the womb. It may result from congenital atresia in infants, but usually follows an endometritis with stenosis of the cervix.

**Hydrometrectasia** (*hi-dro-me-trek-ta'-ze-ah*) [*ὑδρῶν*, water; *μήτρα*, womb; *εκτασις*, a stretching out]. Hydrometra causing distention of the uterus.

**Hydromicrocephalia** (*hi-dro-mi-kren-sef'-le-ah*) or **Hydromicrocephaly** (*hi-dro-mi-kren-sef'-al-e*) [*ὑδρῶν*, water; *μικρός*, small: *ἐγκέφαλος*, the brain]. Microcephaly leading to, or complicated by, a serous effusion within the cranial cavity.

**Hydromphalocoe** (*hi-drom-fal'-o-sel*) [*ὑδρῶν*, water; *ὀμφαλός*, navel; *κῆλη*, hernia]. Cystic tumor in the sac of an umbilical hernia.

**Hydromphalus** (*hi-drom-fal-us*) [*ὑδρῶν*, water; *ὀμφαλός*, navel]. A tumor at the navel distended with water. It may arise either from ascites or umbilical hernia.

**Hydromyelia** (*hi-dro-mi-el'-le-ah*) or **Hydromyelus** (*hi-dro-mi-el-us*) [*ὑδρῶν*, water; *μυελός*, marrow]. Dilatation of the central canal of the spinal cord with an accumulation of fluid. It may be moderate or extreme.

**Hydromyelitis** (*hi-dro-mi-el-i'-tis*) [*ὑδρῶν*, water; *μυελός*, marrow; *τις*, inflammation]. Same as *Hydromyelitis interna*.

**Hydromyringa**, or **Hydromyrinx** (*hi-dro-mir-in'-gah* or *hi-dro-mi'-rinks*) [*ὑδρῶν*, water; *myrinx*, the tympanic membrane]. 1. The distention of the membrana tympani with water effused within its substance. 2. Less correctly, the same as *Hydrotympanium*.

**Hydronaphthol** (*hi-dro-naf'-thol*) [*ὑδρῶν*, water; *νάφθα*, asphalt]. A proprietary preparation recommended as an odorless, non-poisonous, and non-corrosive antiseptic. It is regarded by some as identical with betanaphthol. Dose gr. ij–v. Unof.

**Hydronaphthylamin** (*hi-dro-naf-thil'-am-in*) [*ὑδρῶν*, water; *νάφθα*, asphalt; *amin*],  $C_{10}H_7H_4NH_2$ . A compound, called also tetrahydrobetanaphthylamin; a solution of 1 to 5 per cent., whether used topically



or hypodermatically, causes great dilatation of the pupil.

**Hydruncus** (*hi-dronc'-kus*) [*ὑδωρ*, water; *ὄγκος*, mass]. A distention or swelling caused by an accumulation of water. See, also, *Edema* and *Anasarca*.

**Hydronephrosis** (*hi-dro-nef-ro'-sis*) [*ὑδωρ*, water; *νεφρός*, kidney]. A collection of urine in the pelvis of the kidney from obstructed outflow. The obstruction may be caused by an impacted calculus, a stenosed ureter, congenital deformities, or new-growths. The cyst may vary in size, being either very small or enormous. Hydronephrosis is marked clinically by the presence of a tumor in the renal region, soft and fluctuating, and usually painless. **H.**, **Intermittent**, one in which there is from time to time the occurrence of a free discharge of urine, with diminution in the size of the renal tumor; ordinarily the retention is the result of twisting or kinking of a ureter.

**Hydronephrotic** (*hi-dro-nef-ro'-ik*) [*ὑδωρ*, water; *νεφρός*, kidney]. Relating to, affected with, or of the nature of, hydronephrosis.

**Hydronosos** (*hi-dron'-o-sus*) [*ὑδωρ*, water; *νόσος*, disease]. A disease attended with dropsy.

**Hydroparesis** (*hi-dro-par'-es-is*) [*ὑδωρ*, water; *πάρεσις*, paralysis]. A paretic affection characterized by watery effusions, such as are seen in beriberi.

**Hydropathy** (*hi-dro-path'-e*) [*ὑδωρ*, water; *πάθος*, disease]. The treatment of diseases by the use of water, externally and internally.

**Hydropedesis** (*hi-dro-ped'-e-sis*). See *Hydropedesis*.

**Hydropericarditis** (*hi-dro-per-ik-ar-di'-tis*) [*ὑδωρ*, water; *περί*, around; *καρδία*, heart; *ιτις*, inflammation]. Pericarditis accompanied by serous effusion into the pericardium.

**Hydropericardium** (*hi-dro-per-ik-ar'-de-um*) [*ὑδωρ*, water; *περί*, around; *καρδία*, heart]. A collection of water within the pericardium. It may be active, passive, or mechanical, but is generally the result of kidney-disease, valvular lesions of the heart, or chronic affections of the lungs.

**Hydroperididymia** (*hi-dro-per-e-did-im'-e-ah*) [*ὑδωρ*, water; *περί*, around; *διδυμος*, testicle]. Hydrocele.

**Hydroperitoneum** (*hi-dro-per-it-on'-e-um*). See *Ascites*.

**Hydrophallus** (*hi-dro-fal'-us*) [*ὑδωρ*, water; *φαλλός*, penis]. A dropsical swelling of the penis.

**Hydrophilous** (*hi-droff'-il-us*) [*ὑδωρ*, water; *φίλος*, loving]. In biology, applied to plants that are fertilized through the agency of water.

**Hydrophlegmasia** (*hi-dro-fleg-ma'-ze-ah*) [*ὑδωρ*, water; *φλεγμασία*, inflammation]. Any phlegmasia or inflammation characterized by serous effusion.

**Hydrophobe** (*hi'-dro-fōb*) [*ὑδωρ*, water; *φόβος*, fear]. A person who is affected with rabies.

**Hydrophobia** (*hi-dro-fō'-be-ah*) [*ὑδωρ*, water; *φόβος*, dread]. A symptom of rabies in man, consisting in fear of, or inability to swallow, water. The term is used commonly as a synonym of *Rabies*, and particularly of the disease in man. **H.**, **Pseudo-**. See *Pseudo-hydrophobia*.

**Hydrophobic** (*hi-dro-fō'-bik*) [*ὑδωρ*, water; *φόβος*, dread]. Pertaining to, or having the nature of, hydrophobia. **H.** **Tetanus**. See *Kopf-tetanus*.

**Hydrophobophobia** (*hi-dro-fō-bo-fō'-be-ah*) [*ὑδωρ*, water; *φόβος*, fear]. A morbid and intense dread of hydrophobia.

**Hydrophone** (*hi'-dro-fōn*) [*ὑδωρ*, water; *φωνή*, the voice]. An instrument used in auscultatory percussion, the sound being conveyed to the ear through a column of water.

**Hydrophthalmia** (*hi-droff'-thal'-me-ah*) [*ὑδωρ*, water; *ὀφθαλμός*, eye]. An increase in the fluid contents of

the eye, resulting in *glaucoma*, *keratoglobus*, *staphyloma*, etc.

**Hydrophthalmos** (*hi-droff'-thal'-mos*). See *Keratoglobus*.

**Hydrophyllium** (*hi-dro-fil'-e-um*) [*ὑδωρ*, water; *φύλλον*, leaf]. In biology, one of the protective envelopes of the nutritive zooids in a colony of hydrozoa.

**Hydrophyr** (*hi'-dro-fēr*) [*ὑδωρ*, water]. Brücke's name for a variety of peptone insoluble in alcohol. See *Peptone*.

**Hydrophysocoele** (*hi-dro-fi'-zo-sēl*) [*ὑδωρ*, water; *φύσα*, air; *κίλη*, tumor]. Hernia containing both serous fluid and a gas.

**Hydrophysometra** (*hi-dro-fi-zo-mē'-trah*) [*ὑδωρ*, water; *φύσα*, wind; *μήτρα*, womb]. An abnormal collection of water, or other fluid, and gas, in the womb.

**Hydrophyton** (*hi-droff'-it-on*) [*ὑδωρ*, water; *φυτόν*, a plant: *pl.*, *Hydrophyta*]. In biology, the branching structure furnishing support to a colony of hydrozoa.

**Hydropic** (*hi-drof'-ik*) [*ὑδρωπικός*, dropsical]. Pertaining to dropsy.

**Hydropica** (*hi-drof'-ik-ah*) [*ὑδρωπικός*, dropsical]. Medicines useful in dropsy; especially diuretic remedies.

**Hydroplanula** (*hi-dro-plan'-u-lah*) [*hydra*, a genus of hydrozoans; *planula*, a stage of the embryo]. In biology, an embryo hydrozoan between the planula and the tentaculated actinula.

**Hydroplasm** (*hi'-dro-plazm*) [*ὑδωρ*, water; *πλάσμα*, plasma]. A fluid constituent of protoplasm, or of any plasma.

**Hydropneumatosis** (*hi-dro-nu-mat-o'-sis*) [*ὑδωρ*, water; *πνευμάτωσις*, inflation]. An abnormal or morbid collection of water, or other fluid, and air, within any of the tissues of the body. See, also, *Hydropneumonia*.

**Hydropneumonia** (*hi-dro-nu-mo'-ne-ah*) [*ὑδωρ*, water; *πνεύμων*, the lung]. A disease thought to consist of a serous infiltration into the lung; pulmonary edema; also, an effusion within the pleura sometimes accompanying pneumonia.

**Hydropneumopericardium** (*hi-dro-nu-mo-per-ik-ar'-de-um*) [*ὑδωρ*, water; *πνεῦμα*, air; *περικάρδιον*, pericardium]. A morbid collection of air and water within the pericardium. It causes the clacking sound commonly known as the "water-wheel" sound.

**Hydropneumothorax** (*hi-dro-nu-mo-tho'-raks*) [*ὑδωρ*, water; *πνεῦμα*, air; *θώραξ*, thorax]. Air (or gas) and water (or serous effusion) in the pleural cavity.

**Hydropolyp** (*hi-dro-pol'-ip*) [*ὑδωρ*, water; *πολύπους*, polyp]. In biology, a hydroid polyp; a nutritive zooid of a hydrozoan colony.

**Hydrops** (*hi'-drops*) [*ὑδρωψ*, dropsy]. Dropsy; an abnormal collection of fluid in a cavity or part of the body. See *Anasarca*. **H.** **articuli**, a watery effusion into the synovial cavity of a joint. **H.** **cerebri**, hydrocephalus. **H.** **fibrinosus**, effusion into a joint, with fibrinous deposits. **H.** **oculi**. Same as *Hydrophthalmia*. **H.** **paralyticus**, that in paralyzed parts. **H.** **renalisis**. See *Hydronephrosis*. **H.** **spurius**, from obstruction of the natural outlet of a secreting organ. **H.** **tubæ**. Same as *Hydrosalpinx*, *q. v.* **H.** **tubarum**. See *Hydrosalpinx*. **H.**, **Tuberculous**, a copious effusion into a joint from tuberculous affection of the synovial membrane. **H.** **vesicæ felleæ**, dropsy of the gall-bladder.

**Hydroptic** (*hi-drof'-tik*). Same as *Hydropic*.

**Hydropyopneumothorax** (*hi-dro-pi-o-nu-mo-tho'-raks*) [*ὑδωρ*, water; *πύον*, pus; *πνεῦμα*, air; *θώραξ*, chest]. Hydro-pneumothorax, associated with the presence of pus.

**Hydropyosalpinx** (*hi-dro-pi-o-sal'-pingks*) [*ὑδωρ*, water; *πύον*, pus; *σάλπιγξ*, tube]. An accumulation of water and pus in an oviduct.

**Hydopyretic** (*hi-dro-pi-ret'-ik*) [*ὑδωρ*, water; *πυρετός*, heat]. Pertaining to, or affected with, hydopyretos.

**Hydopyretos** (*hi-dro-pir'-et-os*) [*ὑδωρ*, water; *πυρετός*, heat]. Sweating fever.

**Hydroquinin** (*hi-dro-kwin'-in*) [*ὑδωρ*, water; *quina*, Peruvian bark],  $C_{20}H_{26}N_2O_2$ . An alkaloid obtained from cinchona, said to be an admirable antipyretic. Unof.

**Hydroquinone** (*hi-dro-kwin'-on*) [*ὑδωρ*, water; *quina*, Peruvian bark],  $C_6H_4O_2$ . Quinol, a divalent phenol that results on boiling arbutin with dilute  $H_2SO_4$ , or from the oxidation of anilin. It crystallizes in monoclinic leaflets and hexagonal prisms, that melt at  $169^\circ C$ . It is readily soluble in water, alcohol, and ether, and is valuable as an antipyretic, without producing injurious after-effects; it is also used as an antiseptic. Dose gr. xv-xx. Unof.

**Hydrorhiza** (*hi-dro-ri'-zah*) [*ὑδωρ*, water; *ρίζα*, root]. In biology, the disc of attachment of a *Hydra* or the homologous organs in other *Hydrozoa*.

**Hydorrhachiocentesis** (*hi-dror'-ak-e-o-sen-te'-sis*) [*ὑδωρ*, water; *ράχis*, spine; *κέντησις*, puncture]. Puncture of the spinal meninges in the treatment of hydorrhachis.

**Hydorrhachis** (*hi-dror'-ak-is*) [*ὑδωρ*, water; *ράχis*, spine]. Dropsical effusion within the vertebral canal. **H. interna**, syringomyelia, *q. v.*

**Hydorrhachitis** (*hi-dror'-ak-i'-tis*) [*ὑδωρ*, water; *ράχis*, spine; *ιτις*, inflammation]. Hydorrhachis with inflammation. See *Spina bifida*.

**Hydorrhea** (*hi-dror'-e'-ah*) [*ὑδωρ*, water; *ροία*, flow]. A flow of water. **H. gravidarum**, a condition occurring occasionally in the pregnant woman, in which there is a periodic discharge from the uterus of thin mucus that accumulates as a result of hypertrophy of the uterine glands with excessive secretion.

**Hydrosadenitis** (*hi-dros-ad-en-i'-tis*) [*ὑδωρ*, water; *αδὴν*, gland; *ιτις*, inflammation]. See *Hidrosadenitis*. **H. phlegmonosa**, a furunculus beginning in a sweat-coil. It is also called *Hydradenitis destruens suppurativa* (Politzer), *Acnitis* (Barthélemy), and *Folliculitis exulcerans* (Lukasiewicz).

**Hydrosalpinx** (*hi-dro-sal'-pink*) [*ὑδωρ*, water; *σάλπιγξ*, trumpet]. A distention of the Fallopian tube with a fluid substance, and its obstruction at the fimbriated extremity, caused by inflammation. It is frequently a result of gonorrhea.

**Hydrosarca** (*hi-dro-sar'-kah*). See *Anasarca*.

**Hydrosarcocele** (*hi-dro-sar'-ko-sēl*) [*ὑδωρ*, water; *σάρξ*, flesh; *κήλη*, hernia]. Sarcocoele with dropsy of the tunica vaginalis testis, or with true hydrocele.

**Hydroschecele** (*hi-dro-s'-ke-o-sēl*) [*ὑδωρ*, water; *σχέον*, scrotum; *κήλη*, a tumor]. Dropsical hernia of the scrotum.

**Hydrosoma** (*hi-dro-so'-mah*) [*ὑδωρ*, water; *σῶμα*, body; *pl.*, *Hydrosomata*]. In biology, the entire double-walled body of a hydrozoön.

**Hydrospermatozyst** (*hi-dro-sper'-mat-o-sist*) [*ὑδωρ*, water; *σπέρμα*, seed; *κύστις*, cyst]. A hydrocele whose fluid contains spermatozoa.

**Hydrosphygmograph** (*hi-dro-sfig'-mo-graf*) [*ὑδωρ*, water; *σφύγμός*, pulse; *γράφειν*, to write]. A sphygmographic apparatus, in which the registering device is actuated by the fluctuations of a body of water.

**Hydrostatic, or Hydrostatics** (*hi-dro-stat'-ik, or -iks*) [*ὑδωρ*, water; *στατική*, standing]. The science treating of the conditions and properties of liquids in a state of equilibrium. **H. Test**. See *Birth*.

**Hydrostomia** (*hi-dro-sto'-me-ah*) [*ὑδωρ*, water; *στόμα*, mouth]. Excessive excretion of water from the mouth.

**Hydrosudopathy** (*hi-dro-su-dop'-ath-e*) [*ὑδωρ*, water; *sudor*, sweat; *πάθος*, disease]. The treatment of dis-

ease by sweating and the use of water internally or externally, or both.

**Hydrosulphuric acid** (*hi-dro-sul-fu'-rik*). See *Acid*.

**Hydrotheca** (*hi-dro-the'-kah*) [*ὑδωρ*, water; *θήκη*, a case; *pl.*, *Hydrothecae*]. In biology, a polyp-cell; the cuticular investment of a hydroid polyp, forming a cup-like receptacle allowing the protrusion of the distal moiety of the polypite.

**Hydrotherapeutics** (*hi-dro-ther-ap-u'-tik*) [*ὑδωρ*, water; *θεραπεύειν*, to heal]. That part of balneology treating of the hygienic use of water, and of its therapeutic application to the body. See, also, *Bath* and *Aqua*.

**Hydrotherapy** (*hi-dro-ther'-ap-e*). See *Hydrotherapeutics*.

**Hydrothion** (*hi-dro-thi'-on*) [*ὑδωρ*, water; *θειον*, sulphur]. Hydrogen sulphid.

**Hydrothionammonemia** (*hi-dro-thi-on-am-o-ne'-me-ah*) [*ὑδωρ*, water; *θειον*, sulphur; *αἷμα*, blood]. The presence of hydro-sulphid of ammonium in the blood.

**Hydrothionemia** (*hi-dro-thi-on-e'-me-ah*) [*ὑδωρ*, water; *θειον*, sulphur; *αἷμα*, blood]. The presence of hydrogen sulphid in the blood; also, the train of morbid symptoms resulting therefrom.

**Hydrothionuria** (*hi-dro-thi-on-u'-re-ah*) [*ὑδωρ*, water; *θειον*, sulphur; *οὔρον*, urine]. Hydrogen sulphid in the urine.

**Hydrothoracic** (*hi-dro-tho-ra'-sik*) [*ὑδωρ*, water; *θώραξ*, thorax]. Pertaining to hydrothorax.

**Hydrothorax** (*hi-dro-tho'-raks*) [*ὑδωρ*, water; *θώραξ*, chest]. A non-inflammatory dropsy of the pleura, usually involving both sacs. **H. purulentus**. Synonym of *Empyema*.

**Hydrotis** (*hi-dro'-tis*) [*ὑδωρ*, water; *οὖς*, ear]. Dropsy of, or effusion into, the ear.

**Hydrotomy** (*hi-dro'-o-me*) [*ὑδωρ*, water; *τέμνειν*, to cut]. A method of dissecting certain tissues by the forcible injection of water into the arteries and capillaries, whereby the structures are separated.

**Hydrotropism** (*hi-dro'-ro-pizm*) [*ὑδωρ*, water; *τρόπος*, a turn]. In biology, that state of a growing plant or organ which causes it to turn either away from, or toward, moisture.

**Hydrotympanum** (*hi-dro-tim'-pan-un*) [*ὑδωρ*, water; *tympanum*, the ear-drum]. Dropsical effusion into the cavity of the middle ear.

**Hydrovarium** (*hi-dro-va'-re-un*) [*ὑδωρ*, water; *ovarium*, ovary]. Ovarian dropsy, or cystoma.

**Hydroxid** (*hi-droks'-id*) [*ὑδωρ*, water; *ὄξys*, sharp]. A metallic or basic radicle combined with one or more hydroxyl groups. Hydroxids may be regarded as formed from water (HOH) by the substitution for one of its hydrogen atoms of a metal or basic radicle.

**Hydroxyl** (*hi-droks'-il*) [*ὑδωρ*, water; *ὄξys*, sharp]. A compound radicle, OH, that has never been isolated, but which is a factor in a vast number of chemic compounds. Thus, the oxygen bases are regarded as compounds of hydroxyl with electropositive atoms or radicles, *e. g.*, sodium hydroxid, NaOH. Water may be regarded as hydroxyl hydrid, HOH.

**Hydroxylamin** (*hi-droks-il'-am-in*) [*ὑδωρ*, water; *ὄξys*, sharp; *amin*]. A basic substance (NOH<sub>2</sub>) known only in solution in water or in combination with acids. It is prepared by passing nitric-oxid gas through a solution containing nascent hydrogen. The aqueous solution is colorless and odorless, with a strong alkaline reaction. Hydroxylamin hydrochlorid is recommended as a good substitute for chrysarobin in the treatment of skin-diseases.

**Hydrozoön** (*hi-dro-zo'-on*) [*ὑδωρ*, water; *ζῷον*, an animal]. A cnidarian of the sub-class *Hydrozoa*, containing the orders *Hydridæ*, *Hydromedusæ*, *Siphonophora*.



**Hydruresis** (*hi-dru-re'-sis*) [*ὑδωρ*, water; *οὔρησις*, *οὔρον*, urine]. The passage of a relatively large proportion of water in the urine.

**Hydruria** (*hi-dru'-re-ah*) [*ὑδωρ*, water; *οὔρον*, urine]. Excessive excretion of water by the kidneys, with or without decrease in the amount of the solid constituents of the urine. The urine is pale, limpid, and of low specific gravity. The amount of water discharged in the twenty-four hours is enormously increased. The condition occurs most frequently in men, usually under twenty years of age.

**Hydrurilic Acid** (*hi-dru-ri'l'-ik*). See *Acid*.

**Hydymenitis** (*hi-dri-men-i'-tis*) [*ὑδωρ*, water; *ὑμῆν*, membrane; *ιτις*, inflammation]. Any inflammation of a serous membrane or surface.

**Hygeia** (*hi-je'-ah*), or **Hygieia** (*hi-je-i'-ah*) [*ὑγίεια*, health]. The state or condition of health.

**Hygiene** (*hi-je'-en*) [*ὑγιεινός*, good for the health]. The science that treats of the laws of health in its broadest sense.

**Hygienic** (*hi-je-en'-ik*) [*ὑγιεινός*, good for the health]. Pertaining to health, or its maintenance. **H. Vinegar**, a vinegar composed of oils of clove and lavender, each 4.0; oil of marjoram, 2.0; oil of benzoës, 50.0; spiritus vini, 500; concentrated acetic acid, 1000.

**Hygienist** (*hi-je-en'-ist*) [*ὑγίεια*, health]. One who is a student of, or an expert in, hygiene.

**Hygieology** (*hi-je-ol'-o-je*) [*ὑγίεια*, health; *λόγος*, relation]. The science of health; hygiene.

**Hygrechema** (*hi-græk-e'-mah*) [*ὑγρός*, moist; *ἤχημα*, sound: *pl.*, *Hygrechemata*]. The peculiar sound produced by a liquid, as heard upon mediate or immediate auscultation.

**Hygrin** (*hi'-grin*) [*ὑγρός*, moist; from its liquid form],  $C_{12}H_{13}N$ . A liquid, oily alkaloid, derived from coca (*q. v.*). It has the power of strongly dilating the pupil, but has no anesthetic properties.

**Hygrinic** (*hi-grin'-ik*) [*ὑγρός*, moist]. Pertaining to, or composed of, hygrin. **H. Ether**, a substance of uncertain composition, said to have mydriatic properties. Unof.

**Hygro-** (*hi'-gro*) [*ὑγρός*, moist]. A prefix denoting moist or wet.

**Hygrophlepharic** (*hi-gro-blef'-ar-ik*) [*ὑγρός*, moist; *βλέφαρον*, eyelid]. Serving to moisten the eyelid, as a hygrophlepharic duct.

**Hygrocele** (*hi'-gro-sel*) [*ὑγρός*, moist; *κύλη*, a tumor]. Same as *Hydrocele*.

**Hygrodermia** (*hi-gro-der'-me-ah*) [*ὑγρός*, moist; *δέρμα*, skin]. An edematous non-inflammatory skin-affection.

**Hygrology** (*hi-grol'-o-je*) [*ὑγρός*, moist; *λόγος*, science]. The science of the fluids, or so-called humors, of the body.

**Hygroma** (*hi-gro'-mah*) [*ὑγρός*, moist; *όμα*, tumor: *pl.*, *Hygromata*]. A serous bursa or cyst.

**Hygromatous** (*hi-gro'-mat-us*) [*ὑγρός*, moist; *όμα*, tumor]. Pertaining to, or characterized by, a hygroma.

**Hygrometer** (*hi-grom'-et-er*) [*ὑγρός*, moist; *μέτρον*, measure]. An instrument for determining quantitatively the amount of moisture in the air. This amount, constantly varying, is expressed in terms of the percentage required to saturate the air at the particular temperature observed.

**Hygrometric** (*hi-grom'-et-rik*) [*ὑγρός*, moist; *μέτρον*, measure]. 1. Pertaining to hygrometry, or the quantitative determination of atmospheric moisture. 2. Readily absorbing water, as a hygrometric salt; hygroscopic.

**Hygrometry** (*hi-grom'-et-re*) [*ὑγρός*, moist; *μέτρον*, measure]. The measurement of the moisture of the air.

**Hygrophanous** (*hi-grof'-an-us*) [*ὑγρός*, moist; *φάνης*,

show]. In biology, applied to such plant-structures as are transparent when wet, but opaque when dry.

**Hygrophila** (*hi-grof'-il-ah*) [*ὑγρός*, moist; *φίλος*, loving]. A genus of dicotyledonous gamopetalous plants. **H. spinosa**, is a shrub used in Ceylon and India as a diuretic in dropsy. Unof.

**Hygrophobia** (*hi-gro-fo'-be-ah*) [*ὑγρός*, moist; *φόβος*, fear]. Insane dislike of water or of moisture.

**Hygroplasm**, or **Hygroplasma** (*hi'-gro-plasm* or *hi-gro-plaz'-mah*) [*ὑγρός*, moist; *πλάσμα*, anything formed]. In biology, the fluid part of protoplasm (Nägeli). Cf. *Stereoplasma*.

**Hygroscope** (*hi'-gro-skōp*) [*ὑγρός*, moist; *σκοπεῖν*, to inspect]. An instrument that indicates variations in the moisture of the air.

**Hygrosopic** (*hi-gro-skōp'-ik*) [*ὑγρός*, moist; *σκοπεῖν*, to see]. Having the property of absorbing moisture from the air.

**Hygroscopy** (*hi-gros'-ko-pe*) [*ὑγρός*, moist; *σκοπεῖν*, to view]. Same as *Hygrometry*.

**Hylogenesis** (*hi-lo-jen'-es-is*) [*ὑλη*, matter; *γένεσις*, formation]. The formation of matter.

**Hylogeny** (*hi-loj'-en-e*). Same as *Hylogenesis*.

**Hylopathism** (*hi-lop'-ath-izm*) [*ὑλη*, matter; *πάθος*, disease]. Any disease arising from defect or disorder of the body-substance.

**Hylophagous** (*hi-loff'-ag-us*) [*ὑλη*, wood; *φαγεῖν*, to eat]. In biology, applied to certain animals that feed upon wood.

**Hymen** (*hi'-men*) [*ὑμῆν*, membrane]. The fold of mucous membrane at the vaginal entrance. **H.**, **Im-perforate**, a congenital abnormality, the hymen not having an opening, and thus closing the vaginal outlet or inlet. **H.**, **Forms of**: 1. *Bifenestrate*, or *hymen biforis*, with two openings. 2. *Bilobate*, with two lobes. 3. *Circular*, with a small foramen. 4. *Cribriform*, with many holes. 5. *Denticular*, with a serrate edge. 6. *Double* (rare). 7. *Fimbriate*, with fringed edges. 8. *Horseshoe*, with its convexity downward. 9. *Imperforate*. 10. *Normal*. 11. *Semilunar*, same as 10, or normal. 12. *Hymen septus*, divided across by a slit. 13. *Hymen sub-septus*, covering only the anterior and posterior portions of the passage.

**Hymenal** (*hi-me'-nal*) [*ὑμῆν*, membrane]. Pertaining to the hymen. **H. Tubercles**. See *Myrtiform Caruncles*.

**Hymenea** (*hi-men-e'-ah*) [*ὑμῆν*, membrane]. A genus of leguminous trees. **H. courbaril**, locust-tree, indigenous to tropical America; is a good arterial sedative and astringent in hemoptysis, hematuria, dysentery, etc. Dose of the fluid extract gtt. x-xx. This tree and others of the genus afford copal and animé. Unof.

**Hymeniferous** (*hi-men-if'-er-us*) [*ὑμῆν*, membrane; *ferre*, to bear]. In biology, having a hymenium.

**Hymenitis** (*hi-men-i'-tis*) [*ὑμῆν*, membrane; *ιτις*, inflammation]. Inflammation of the hymen, or of any membranous structure.

**Hymenium** (*hi-me'-ne-um*) [*ὑμένιον*, dim. of *ὑμῆν*, a membrane: *pl.*, *Hymenia*]. In biology, the spore-bearing surface in fungi.

**Hymenocallis** (*hi-men-o-kal'-is*) [*ὑμῆν*, membrane]. A genus of amaryllidaceous plants. **H. rotata**, grows in the southern U. S. This and other species afford bulbs that may be substituted for squill. Unof.

**Hymenography** (*hi-men-og'-ra-fe*) [*ὑμῆν*, membrane; *γράφειν*, to write]. Same as *Hymenology*.

**Hymenology** (*hi-men-ol'-o-je*) [*ὑμῆν*, membrane; *λόγος*, science]. The science of the nature, structure, functions, and diseases of membranous tissue.

**Hymenomalacia** (*hi-men-o-mal-a'-se-ah*) [*ὑμῆν*, mem-

- brane; *μαλακία*, softness]. An abnormal softening of membranous tissues.
- Hymenomycetes** (*hi-men-o-mi-se'-tes*) [*ὑμὴν*, membrane; *μύκης*, fungus]. An order of fungi having a hymenium or umbrella. All the edible mushrooms belong to this class.
- Hymenoptera** (*hi-men-op'-ter-ah*) [*ὑμὴν*, membrane; *πτερόν*, wing]. An order of insects distinguished by two pairs of membranous wings. It includes ants, bees, wasps, ichneumons, flies, etc.
- Hymenopterous** (*hi-men-op'-ter-us*) [*ὑμὴν*, membrane; *πτερόν*, wing]. In biology, applied to insects having membranous wings.
- Hymenorrhaphy** (*hi-men-or'-a-fe*) [*ὑμὴν*, hymen; *ράφῃ*, suture]. Closure, more or less complete, of the vagina by suture at the hymen.
- Hymenotome** (*hi-men'-o-tōm*) [*ὑμὴν*, membrane; *τέμνειν*, to cut]. A cutting instrument used in operations upon membranes.
- Hymenotomy** (*hi-men-ot'-o-me*) [*ὑμὴν*, membrane; *τέμνειν*, to cut]. 1. Surgical incision of the hymen. 2. Dissection or anatomy of membranes.
- Hyo-** (*hi'-o-*) [*ὑοειδής*, hyoid]. A prefix denoting attachment to or connection with the hyoid bone.
- Hyoepiglottic** (*hi-o-ep-e-glot'-ik*) [*ὑοειδής*, hyoid; *ἐπιγλωττίς*, epiglottis]. Relating to the hyoid bone and the epiglottis.
- Hyoglossal** (*hi-o-glos'-al*) [*ὑοειδής*, hyoid; *γλῶσσα*, tongue]. Pertaining to the hyoglossus. Extending from the hyoid bone to the tongue.
- Hyoglossus** (*hi-o-glos'-us*). See *Muscles*, *Table of*.
- Hyoid** (*hi'-oid*) [*ὑοειδής*, similar to the Greek letter upsilon]. Having the form of the Greek letter upsilon. **H. Bone**, a bone situated between the root of the tongue and the larynx, supporting the tongue and giving attachment to its muscles. See *Bones*, *Table of*. **H. Fossa**. See *Fossa*.
- Hyoplastron** (*hi'-o-plas-tron*). See *Hyosternal*.
- Hyoscin** (*hi'-os-in*) [*ὑοσκίαμος*, henbane],  $C_{17}H_{23}NO_3$ . A viscous liquid found in henbane; it is a good soporific and valuable mydriatic. Dose,  $\frac{1}{30}$  to  $\frac{1}{20}$  of a grain. See *Hyoscyamus*.
- Hyoscyamin** (*hi-o-si'-am-in*) [*ὑοσκίαμος*, henbane],  $C_{17}H_{23}NO_3$ . An alkaloid occurring in the seeds of *Hyoscyamus niger*, in *Atropa belladonna*, and in *Datura stramonium*. It is isomeric with atropin, and identical with daturin and duboisin. It crystallizes in shining needles, and melts at  $108.5^\circ$  C. It is a mydriatic, narcotic, and sedative. Dose, gr.  $\frac{1}{30}$ , gradually and cautiously increased, even to 1 grain. See *Hyoscyamus*.
- Hyoscyamus** (*hi-o-si'-am-us*) [*ῥς*, hog; *κίναμος*, bean]. Henbane. The older leaves of *H. niger*. It contains an alkaloid, hyoscyamin, isomeric with and similar to atropin; also, a derivative, hyoscin,  $C_{17}H_{23}NO_3$ . It is an excellent narcotic, calmative, and hypnotic, less irritating than belladonna and stramonium, and is useful in mania and the delirium of fevers. Hyoscyamin is useful whenever atropin is indicated. It is a powerful but uncertain mydriatic. **H.**, **Abstract**. Dose gr. iij-v. **Unof.** **H.**, **Ext.** (B. P.). Dose gr. ij-v. **H.**, **Ext.**, **Alcoholic** (of uncertain strength). Dose gr. j. **H.**, **Ext.**, **Fld.** Dose  $\frac{1}{16}$ -xx. **H.**, **Succus** (B. P.). Dose  $\frac{3}{4}$  ss-j. **H.**, **Tinct.**, 15 per cent. in strength. Dose  $\frac{3}{4}$  j-iv; as a hypnotic  $\frac{3}{4}$  ss-j. **Hyoscyamin. sulph.** ( $C_{17}N_{23}NO_3$ ) $N_2SO_4$ . Dose, hypodermatically, gr.  $\frac{1}{30}$ - $\frac{1}{5}$ ; by the mouth gr.  $\frac{1}{4}$ -j. **Injectio hyoscyamin hypodermicæ**. Strength 1 in 120. Dose  $\frac{1}{4}$  j-iv. **Hyoscin. hydrobrom.** **Unof.** Dose, gr.  $\frac{1}{30}$ - $\frac{1}{50}$ . **Injectio hyoscin. hydrobromat. hypodermicæ**.  $\frac{1}{2}$  per cent. Dose  $\frac{1}{4}$  j-ij.
- Hyosternal** (*hi-o-ster'-nal*) [*ὑοειδής*, hyoid; *στέρνον*, sternum]. 1. Relating to the hyoid bone and the sternum. 2. In biology, the second lateral piece of the plastron of a turtle; it is also called *Hyoplastron*.
- Hyp** (*hip*) [*ὑπό*, under]. A popular name for hypochondriasis, or persistent depression of spirits; hypo.
- Hypacusis, Hypacusia, Hypacusic, or Hypakusic** (*hip-ak-u'-sis*) [*ὑπό*, under; *ἄκουσις*, hearing]. Hardness of hearing from defect of the auditory nerve.
- Hypæsthesia** (*hip-es-the'-ze-ah*). See *Hypesthesia*.
- Hypalbuminosis** (*hip-al-bu-min-o'-sis*) [*ὑπό*, under; *albumen*]. Morbid diminution in the proportion of albumin in the blood. It is caused by anything that gives rise to an increased consumption of albumin on the part of the organism.
- Hypalgesia** (*hip-al-je'-ze-ah*) [*ὑπό*, under; *ἄλγησις*, painfulness]. Diminished sensitiveness to pain.
- Hypalgia** (*hip-al'-je-ah*) [*ὑπό*, under; *ἄλγος*, pain]. Slight or moderate pain; diminished sensibility to pain.
- Hypalgic** (*hip-al'-jik*) [*ὑπό*, under; *ἄλγος*, pain]. Slightly painful; experiencing slight pain.
- Hypanisognathism** (*hip-an-is-og'-nath-izm*) [*ὑπό*, under; *ἄνισος*, unequal, uneven; *γνάθος*, the jaw]. In biology, a lack of correspondence between the teeth of the opposite jaws. Cf. *Anisognathism* and *Epanisognathism*.
- Hypanisognathous** (*hip-an-is-og'-na-thus*) [*ὑπό*, under; *ἄνισος*, unequal, uneven; *γνάθος*, the jaw]. In biology, having the upper teeth broader than the lower.
- Hypanthium** (*hip-an'-the-um*) [*ὑπό*, under; *ἄνθος*, a flower: *pl.*, *Hypanthia*]. In biology, an enlarged receptacle.
- Hypanthodium** (*hip-an-tho'-de-um*) [*ὑπό*, under; *ἄνθος*, a flower; *εἶδος*, form]. See *Synconium*.
- Hypapophysis** (*hip-ap-off'-is-is*) [*ὑπό*, under; *ἀπόφύσις*, apophysis: *pl.*, *Hyapophyses*]. An anterior or ventral apophysis from the centrum of a vertebra in the human skeleton; the atlas is held by some to have an hypophysis, which is blended with the ring of that vertebra.
- Hypapoplexia** (*hip-ap-o-plek'-e-ah*) [*ὑπό*, under; *ἀποπληξία*, apoplexy]. A slight apoplexy.
- Hypatonia** (*hip-at-o'-ne-ah*) [*ὑπό*, under; *ἀτονία*, atony]. A slight amount of atony.
- Hypemia** (*hip-e'-me-ah*). See *Hyperhemia*.
- Hyper-** (*hi'-per-*) [*ὑπέρ*, above]. A Greek prefix signifying above, beyond, or excessive.
- Hyperacidity** (*hi-per-as-id'-it-e*) [*ὑπέρ*, over; *acidum*, acid]. Excess of acidity.
- Hyperacousis, Hyperacusia, Hyperacusic, or Hyperakusic** (*hi-per-ak-u'-sis*, *hi-per-ak-u'-ze-ah*) [*ὑπέρ*, over; *ἄκουσις*, hearing]. Morbid acuteness of the sense of hearing; auditory hyperesthesia. Also, a highly developed capability of the discernment of pitch and timbre of musical sounds.
- Hyperactivity** (*hi-per-ak-tiv'-it-e*) [*ὑπέρ*, over; *agere*, to do]. Excessive or abnormal activity.
- Hyperadenosis** (*hi-per-ad-en-o'-sis*) [*ὑπέρ*, over; *ἀδὴν*, gland; *νόσος*, disease]. Enlargement of the lymph-glands; Hodgkin's disease.
- Hyperæmia** (*hi-per-e-me-ah*). See *Hyperemia*.
- Hyperæsthesia** (*hi-per-es-the'-ze-ah*). See *Hyperesthesia*.
- Hyperakusis** (*hi-per-ak-u'-sis*). See *Hyperacousis*.
- Hyperalbuminosis** (*hi-per-al-bu-min-o'-sis*) [*ὑπέρ*, over; *albumen*, albumin]. An increase in the amount of albumin in the blood, which may be either relative or absolute. It is often due to the excessive ingestion of albuminous food, with insufficient exercise.
- Hyperalgesia** (*hi-per-al-je'-ze-ah*) [*ὑπέρ*, over; *ἄλγησις*, pain]. Excessive sensibility to pain.
- Hyperalgesic** (*hi-per-al-je'-zik*) [*ὑπέρ*, over; *ἄλγησις*, pain]. Exhibiting or appertaining to hyperalgesia.



**Hyperalgia** (*hi-per-al'-je-ah*) [*ὑπέρ*, over; *ἄλγος*, pain]. Excessive pain. **H., Acoustic**, excessive hyperalgia.

**Hyperaloniemia** (*hi-per-al-on-el'-me-ah*) [*ὑπέρ*, over; *ἄλς*, salt; *αἷμα*, blood]. Excess of blood-salts.

**Hyperamnesia** (*hi-per-am-ne'-ze-ah*). See *Hypermnnesia*.

**Hyperanabolism** (*hi-per-an-ab'-o-lizm*) [*ὑπέρ*, over; *ἀναβάλλειν*, to build up]. Hypertrophy or excess of construction of a tissue or part.

**Hyperanthrax** (*hi-per-an-thraks'-is*). Synonym of *Asiatic Cholera*.

**Hyperaphia** (*hi-per-al'-fe-ah*) [*ὑπέρ*, over; *ἄφή*, touch]. Excessive sensitiveness to touch.

**Hyperaphrodisia** (*hi-per-af-ro-diz'-e-ah*) [*ὑπέρ*, over; *ἀφροδία*, aphrodisia]. An over-strong venereal appetite.

**Hyperapophyseal** (*hi-per-ap-o-fiz'-e-al*) [*ὑπέρ*, over; *ἀπόφυσις*, apophysis]. Pertaining to a hyperapophysis.

**Hyperapophysis** (*hi-per-ap-off'-is-is*) [*ὑπέρ*, over; *ἀπόφυσις*, apophysis]. A process projecting backward from a neural spine.

**Hyperarthritis** (*hi-per-ar-th-riz'-tis*) [*ὑπέρ*, over; *ἄρθρον*, joint; *ιτις*, inflammation]. Severe arthritis.

**Hyperasthenia** (*hi-per-as-the'-ne-ah*) [*ὑπέρ*, over; *ἀσθένεια*, weakness]. Extreme weakness.

**Hyperauesis** (*hi-per-awks-el'-sis*) [*ὑπέρ*, over; *αὐξήσις*, increase]. Extreme increase in the size of a part.

**Hyperbolic** (*hi-per-bol'-ik*) [*ὑπέρ*, over; *βάλλειν*, to throw]. Exaggerated.

**Hyperbrachycephalic** (*hi-per-brak-e-sef-al'-ik*) [*ὑπέρ*, over; *βραχύς*, short; *κεφαλή*, head]. Extremely brachycephalic.

**Hyperbrachycephaly** (*hi-per-brak-e-sef-al-e*) [*ὑπέρ*, over; *βραχύς*, short; *κεφαλή*, head]. Extreme brachycephaly.

**Hyperbulia** (*hi-per-bul'-le-ah*) [*ὑπέρ*, over; *βουλή*, will]. Exaggerated wilfulness or obstinacy; abnormal or insane development of will-power.

**Hypercardia** (*hi-per-kar'-de-ah*) [*ὑπέρ*, over; *καρδία*, the heart]. Cardiac hypertrophy.

**Hypercatabolism** (*hi-per-kat-ab'-o-lizm*) [*ὑπέρ*, over; *κατά*, down; *βάλλειν*, to throw]. Wasting or excess of destruction of a tissue or part.

**Hypercatharsis** (*hi-per-kath-ar'-sis*) [*ὑπέρ*, over; *κάθαρσις*, cleansing]. Excessive purging, or the result of too free use of cathartic medicines.

**Hypercedemonia** (*hi-per-se-de-mo'-ne-ah*) [*ὑπέρ*, over; *κηδεμονία*, anxiety]. 1. Extreme anxiety or grief. 2. Excessive care on the part of the physician.

**Hypercele** (*hi'-per-sel*) [*ὑπέρ*, over; *κοιλία*, belly]. The dorsal portion of the epicele.

**Hypercenosis** (*hi-per-sen-el'-sis*) [*ὑπέρ*, over; *κένωσις*, evacuation]. Excessive evacuation, as by purging or bleeding.

**Hyperchlorhydria** (*hi-per-klor-hi'-dre-ah*) [*ὑπέρ*, over; *χλωρός*, green; *ὑδωρ*, water; *γεννᾶν*, to form]. Excess of hydrochloric acid in the gastric secretion. Rossbach's Disease. See *Diseases, Eponymic, Table of*.

**Hypercholesteremia** (*hi-per-koles-ter-el'-me-ah*) [*ὑπέρ*, over; *χολή*, bile; *στέαρ*, fat; *αἷμα*, blood]. Excess of cholesterol in the blood.

**Hypercholia** (*hi-per-ko'-le-ah*) [*ὑπέρ*, over; *χολή*, bile]. An excessive secretion of bile.

**Hyperchroma** (*hi-per-kro'-mah*) [*ὑπέρ*, over; *χρώμα*, color]. The excessive formation of the pigment of the skin, as in phthiriasis or syphilis.

**Hyperchromatemia** (*hi-per-kro-mat-el'-me-ah*) [*ὑπέρ*, over; *χρώμα*, color; *αἷμα*, blood]. An increase in the color of the blood; excess of coloring-matter in the blood.

**Hyperchromatic** (*hi-per-kro-mat'-ik*) [*ὑπέρ*, over; *χρώμα*, color]. Exhibiting hyperchroma.

**Hyperchromatism** (*hi-per-kro'-mat-izm*). Same as *Hyperchroma*.

**Hyperchromatosis** (*hi-per-kro-mat-o'-sis*) [*ὑπέρ*, over; *χρώμα*, color]. Excessive pigmentation, as of the skin.

**Hypercinesia** (*hi-per-sin-el'-ze-ah*). See *Hyperkinesia*.

**Hypercrinia** (*hi-per-krin'-e-ah*) [*ὑπέρ*, over; *κρίνειν*, to separate]. Abnormal or excessive secretion.

**Hypercyesis** (*hi-per-si-el'-sis*) [*ὑπέρ*, over; *κίησις*, conception]. Superfetation.

**Hypercyrtosis** (*hi-per-sir-to'-sis*) [*ὑπέρ*, over; *κύρτωσις*, curvature]. Extreme curvature, as of the back or a limb.

**Hyperdactylia** (*hi-per-dak-til'-e-ah*) [*ὑπέρ*, over; *δάκτυλος*, finger]. Polydactylism.

**Hyperdermatosis** [*hi-per-der-mat-o'-sis*] [*ὑπέρ*, over; *δέρμα*, skin]. Hypertrophy of the skin.

**Hyperdicrotic** (*hi-per-di-krot'-ik*) [*ὑπέρ*, over; *δίκροτος*, a double beat]. Affected with marked or delayed dicrotism; pertaining to the pulse when the pulse-curve shows the aortic notch below the base-line.

**Hyperdicrotism** (*hi-per-dik'-rot-izm*) [*ὑπέρ*, over; *δίκροτος*, a double beat]. Strongly marked or excessive dicrotism.

**Hyperdistention** (*hi-per-dis-ten'-shun*) [*ὑπέρ*, over; *distendere*, to stretch]. Forcible or extreme distention.

**Hyperdiuresis** (*hi-per-di-u-re'-sis*) [*ὑπέρ*, over; *διουρέειν*, to pass urine]. Excessive secretion of urine.

**Hyperdynamia** (*hi-per-di-nam'-e-ah*) [*ὑπέρ*, over; *δύναμις*, energy]. Excessive strength or exaggeration of nervous or muscular function.

**Hyperdynamic** (*hi-per-di-nam'-ik*) [*ὑπέρ*, over; *δύναμις*, energy]. Pertaining to, or marked by, hyperdynamia.

**Hypereccrisia** (*hi-per-ek-kris'-e-ah*) [*ὑπέρ*, over; *ἐκ*, out; *κρίνειν*, to separate]. Excessive excretion.

**Hyperechema** (*hi-per-ek-el'-mah*) [*ὑπέρ*, over; *ἤχημα*, sound; *πλ.*, *Hyperechemata*]. A normal sound abnormally exaggerated.

**Hyperechesis** (*hi-per-ek-el'-sis*) [*ὑπέρ*, over; *ἤχησις*, sound]. Abnormal loudness of voice.

**Hyperemesis** (*hi-per-em'-es-is*) [*ὑπέρ*, over; *ἐμεσις*, vomiting]. Excessive vomiting. **H. gravidarum**. See *Morning Sickness*.

**Hyperemetic** (*hi-per-em-el'-ik*) [*ὑπέρ*, over; *ἐμεσις*, vomiting]. Pertaining to, or characterized by, excessive vomiting.

**Hyperemia** (*hi-per-el'-me-ah*) [*ὑπέρ*, over; *αἷμα*, blood]. A condition of plethora or congestion. **H., Active**, caused by an excessive supply of blood. **H., Passive**, caused by an impediment to the removal of the blood. **H. of the Dental Pulp**, a condition due to the overfilling of the vessels of the pulp with blood, the resulting pain being sharp and lancinating, and paroxysmal in character, especially in its earlier stages.

**Hyperencephalus** (*hi-per-en-sef'-al-us*) [*ὑπέρ*, over; *ἐγκέφαλος*, brain]. A variety of single autistic monsters of the species *exencephalus*, in which there is the same deformity as in podencephalus, but in a higher degree. There is often hydrocephalus, and the body is likely to be deformed in other regions.

**Hyperenterosis** (*hi-per-en-ter-el'-sis*) [*ὑπέρ*, over; *ἐντερον*, bowel]. Hypertrophy of the intestines.

**Hyperhidrosis** (*hi-per-ef-hid-ro'-sis*) [*ὑπέρ*, over; *ἐφιδρώσις*, perspiration]. Excessive or long-continued sweating.

**Hypererethisia**, or **Hypererethism** (*hi-per-er-eth-iz'-e-ah*, or *hi-per-er'-eth-izm*) [*ὑπέρ*, over; *ερεθισμός*, irritation]. Excessive nervous or mental irritability.

**Hypererythrocythemia** (*hi-per-er-ith-ro-si-the'-me-ah*) [*ὑπέρ*, over; *ερυθρός*, red; *κύτος*, cell; *αἷμα*, blood]. Excess of red corpuscles in the blood.

**Hyperesophoria** (*hi-per-es-o-fo'-re-ah*). See *Heterophoria*.

**Hyperesthesia** (*hi-per-es-the'-ze-ah*) [*ὑπέρ*, over; *αἴσθησις*, sensation]. Excessive or exalted sensibility of the skin. It may be symptomatic or idiopathic.

**Hyperesthetic** (*hi-per-es-the'-ik*) [*ὑπέρ*, over; *αἴσθησις*, sensation]. Pertaining to hyperesthesia.

**Hyperexophoria** (*hi-per-eks-o-fo'-re-ah*). See *Heterophoria*.

**Hyperfecundation** (*hi-per-fe kun-da'-shun*). Same as *Superfecundation*.

**Hyperflexion** (*hi-per-flek'-shun*) [*ὑπέρ*, over; *flexio*, a bending]. Overflexion, as of a limb. This is one method of treating aneurysm.

**Hypergenesis** (*hi-per-jen'-es-is*) [*ὑπέρ*, over; *γένεσις*, generation]. Excess or redundancy of the parts or organs of the body. It may be normal, as in the increase of the tissue of a muscle; or abnormal, as seen in monstrosities. Also, an excessive production of the elements of a tissue or organ.

**Hypergenetic** (*hi-per-jen-et'-ik*) [*ὑπέρ*, over; *γένεσις*, generation]. Marked by enlargement or increase of size. See also *Teratism*.

**Hypergeusia** (*hi-per-gu'-se-ah*) [*ὑπέρ*, over; *γεῦσις*, taste]. Abnormal acuteness of the sense of taste.

**Hyperglobulia** (*hi-per-glo-bu'-le-ah*) [*ὑπέρ*, over; *globus*, a ball]. Polycythemic plethora. An abnormal increase of the red blood-corpuscles; hypererythrocythemia.

**Hyperglycemia** (*hi-per-gli-se'-me-ah*) [*ὑπέρ*, over; *γλυκός*, sweet; *αἷμα*, blood]. Excess of sugar in the blood.

**Hyperglycogenia** (*hi-per-gli-ko-je'-ne-ah*) [*ὑπέρ*, over; *γλυκός*, sweet; *γενής*, producing]. The excessive production of glycogen.

**Hyperhidrosis, or Hyperidrosis** (*hi-per-hid-ro'-sis*, or *hi-per-id-ro'-sis*) [*ὑπέρ*, over; *ἰδρῶς*, sweat]. Excessive sweating. A functional disorder of the sweat-glands marked by excessive secretion. It may be general or local.

**Hyperhydremia** (*hi-per-hi-dre'-me-ah*) [*ὑπέρ*, over; *ἕδωρ*, water; *αἷμα*, blood]. Excess of water in the blood.

**Hyperhypnosis** (*hi-per-hip-no'-sis*) [*ὑπέρ*, over; *ὑπνος*, sleep]. Excessive or frequent drowsiness and sleep.

**Hypericum** (*hi-per-i'-kum* or *hi-per'-ik-um*) [*ὑπέρεικον*, "under heath"]. St. John's wort; a genus of plants, mostly herbs or shrubs, with a resinous juice. **H. perforatum**, one of the commonest of the 160 species, has styptic, stimulant, and diuretic properties, but is now used mainly in domestic practice. Dose of the ext., gr. x-xx; of the fld. ext., ʒj-ij. Unof.

**Hyperideation** (*hi-per-i-de-a'-shun*) [*ὑπέρ*, over; *idea*, idea]. Excessive or morbid mental activity.

**Hyperidrosis** (*hi-per-id-ro'-sis*). See *Hyperhidrosis*.

**Hyperino-epithelioma** (*hi-per'-in-o-ep-ith-e-le-o'-mah*) [*ὑπέρ*, over; *is*, a fiber; *ἐπί*, upon; *θήλη*, nipple; *όμα*, tumor; *pt.*, *Hyperino-epitheliomata*]. Scirrhous carcinoma with an abundance of fibrous elements.

**Hyperinosemia** (*hi-per-in-o-se'-me-ah*) [*ὑπέρ*, over; *is*, fiber; *αἷμα*, blood]. An exaggerated tendency to the formation of fibrin in the blood.

**Hyperinosis** (*hi-per-in-o'-sis*) [*ὑπέρ*, over; *is*, muscle]. 1. Over-activity of the muscular fiber. 2. Abnormal increase in the fibrin-factors in the blood; hyperinosemia.

**Hyperinotic** (*hi-per-in-ot'-ik*) [*ὑπέρ*, over; *is*, fiber]. Characterized by hyperinosis.

**Hyperinvolution** (*hi-per-in-vo-lu'-shun*) [*ὑπέρ*, over; *involvere*, to roll around]. An extreme diminution in size of the uterus, due to abnormally excessive involution occurring after pregnancy.

**Hyperisotonia** (*hi-per-i-so-to'-ne-ah*) [*ὑπέρ*, over; *ἴσος*, equal; *τόνος*, tone]. Unusual equality of tone or tension; applied to muscles.

**Hyperkeratosis** (*hi-per-ker-at-o'-sis*) [*ἰπέρ*, over; *κέρας*, horn, cornea]. Hypertrophy of the cornea either in extent or thickness.

**Hyperkinesia** (*hi-per-kin-e'-ze-ah*) [*ὑπέρ*, over; *κίνησις*, energy]. 1. Any exaggerated spasm or muscular contraction. 2. Excessive irritability. 3. Impulsive insanity.

**Hyperkinesis** (*hi-per-kin-e'-sis*) [*ὑπέρ*, over; *κίνησις*, energy]. 1. See *Hyperkinesia*. 2. A disease or diseased condition marked by hyperkinesia.

**Hyperkinetic** (*hi-per-kin-et'-ik*) [*ὑπέρ*, over; *κίνησις*, energy]. Pertaining to, or marked by, hyperkinesia.

**Hyperlactation** (*hi-per-lak-ta'-shun*) [*ὑπέρ*, over; *lactare*, to give milk]. Prolongation of lactation beyond the ninth month. If persisted in, it produces an exhausted physical condition of the mother known as *Tabes lactealis*. This condition is marked by anemia, with cramp-like pains of the upper extremities when the child is put to the breast.

**Hyperleukocythemia** (*hi-per-lu-ko-si-the'-me-ah*) [*ὑπέρ*, over; *λευκός*, white; *κύτος*, cell; *αἷμα*, blood]. Excess in the proportion of white cells in the blood; leukocythemia.

**Hyperleukontemia** (*hi-per-lu-kon-te'-me-ah*) [*ὑπέρ*, over; *λευκόν*, albumin; *αἷμα*, blood]. Increase in the albuminous elements of the blood.

**Hyperlipemia** (*hi-per-lip-e'-me-ah*) [*ὑπέρ*, over; *λίπος*, fat; *αἷμα*, blood]. Excess of fat in the blood; lipemia.

**Hyperlithuria** (*hi-per-lith-u'-re-ah*) [*ὑπέρ*, over; *λίθος*, stone; *οὖρον*, urine]. Excess of lithic acid in the urine. Same as *Lithuria*.

**Hyperlogia** (*hi-per-lo'-je-ah*) [*ὑπέρ*, over; *λόγος*, speech]. Excessive or maniacal loquacity.

**Hyperlymphia** (*hi-per-limf'-e-ah*) [*ὑπέρ*, over; *lymphia*, water]. An increase in the amount of lymph in the body.

**Hypermastia** (*hi-per-mas'-te-ah*) [*ὑπέρ*, over; *μαστός*, breast]. Excessive development or hypertrophy of the mammary gland, which remains normal in structure.

**Hypermetamorphosis** (*hi-per-met-am-or-fo'-sis*) [*ὑπέρ*, over; *μεταμόρφωσις*, a transformation]. In biology, applied to insects that undergo transformation more completely or having more stages than ordinary.

**Hypermetropia** (*hi-per-me-tro'-pe-ah*). Same as *Hyperopia*, *q. v.*

**Hypermetric** (*hi-per-me-trop'-ik*) [*ὑπέρ*, over; *μέτρον*, measure; *ὤψ*, eye]. Affected with, or pertaining to, hypermetropia. **H. Disc.** See *Disc.*

**Hypermnnesia, or Hypermnnesia** (*hi-perm-ne'-ze-ah*, or *hi-perm-ne'-sis*) [*ὑπέρ*, over; *μνήσις*, memory]. Abnormal exaltation of the power of memory.

**Hypermotility** (*hi-per-mo-til'-it-e*) [*ὑπέρ*, over; *motilis*, motile]. Excessive action. **H., Gastric**, excessive churning action of the gastric walls, often accompanied with hyperacidity due to increased secretion of HCl.

**Hypernervia** (*hi-per-ner'-ve-ah*). See *Hyperneuria*.

**Hyperneuria** (*hi-per-nu'-re-ah*) [*ὑπέρ*, over; *νεῦρον*, nerve]. Excessive nerve-action.

**Hypernidation** (*hi-per-nid-a'-shun*). See *Supernidation*.

**Hypernea** (*hi-per-ne'-ah*) or **Hypernoia** (*hi-per-noi'-ah*) [*ὑπέρ*, over; *νοεῖν*, to think]. Excessive or abnormal mental activity; also, the uncontrolled and incongruous activity of the imagination in some cases of insanity.

**Hyperodontogeny** (*hi-per-o-don-toj'-en-e*) [*ὑπέρ*, over; *ὀδός*, tooth; *γεννᾶν*, to beget]. The phenomenon of



a third dentition late in life. It is supposed to be due to the development of one or more superfluous tooth-germs that have remained dormant.

**Hyperoitis** (*hi-per-o-i'-tis*) [*ὑπερώα*, palate; *ιτις*, inflammation]. Inflammation of the palate.

**Hyperonychchia** (*hi-per-o-nik'-e-ah*) [*ὑπέρ*, over; *ὄνυξ*, nail]. Hypertrophy of the nails.

**Hyperope** (*hi'-per-ōp*) [*ὑπέρ*, over; *ὥψ*, sight]. One who is affected with hyperopia.

**Hyperopia** (*hi-per-o'-pe-ah*) [*ὑπέρ*, over; *ὥψ*, sight].

That condition of the refractive media of the eye in which, with suspended accommodation, the focus of parallel rays of light is behind the retina; it is due to an abnormally short antero-posterior diameter of the eye, or to a subnormal refractive power of its media.

**H.**, **Absolute**, that which cannot be corrected completely by accommodation, so that there is indistinct vision even for distance. **H.**, **Axial**, that due to abnormal shortness of the antero-posterior diameter of the eye, the refractive power being normal. **H.**, **Facultative**, that which may be corrected by the accommodation, so that there is distinct vision at a distance. **H.**, **Latent**, that part of the total that cannot be overcome by the accommodation, or the difference between the manifest and the total hyperopia. **H.**, **Manifest**, that which the accommodation can overcome, or that corrigible by a convex glass aided by the accommodation. **H.**, **Relative**, a high hyperopia in which distinct vision is possible only when excessive convergence is made. **H.**, **Total**, the entire hyperopia, both latent and manifest.

**Hyperorthognathy** (*hi-per-or-thog'-na-the*) [*ὑπέρ*, over; *ὀρθός*, straight; *γνάθος*, the jaw]. Excessive orthognathy; the condition of having a cranial index greater than 91°.

**Hyperosmia** (*hi-per-oz'-me-ah*) [*ὑπέρ*, over; *ὄσμή*, smell]. An abnormal or morbidly acute sense of smell; also, the presence of olfactory illusions.

**Hyperosphresis** (*hi-per-os-fre'-sis*) [*ὑπέρ*, over; *ὄσφρησις*, the power of smelling]. Exaggeration of the sense of smell.

**Hyperostosis** (*hi-per-os-to'-sis*) [*ὑπέρ*, over; *ὀστέον*, bone]. Exostosis or general hypertrophy of bony tissue.

**Hyperparasite** (*hi-per-par'-as-it*) [*ὑπέρ*, over; *παράσιτος*, parasite]. In biology, a parasite including in itself another parasite.

**Hyperparasitism** (*hi-per-par'-as-it-izm*) [*ὑπέρ*, over; *παράσιτος*, parasite]. The infestation of parasites by other parasites.

**Hyperpepsia** (*hi-per-pep'-se-ah*) [*ὑπέρ*, over; *πέψις*, digestion]. Hayem's term for a form of dyspepsia characterized by an excess of chlorids in the gastric juice, without an excess of free hydrochloric acid.

**Hyperphagia** (*hi-per-fa'-je-ah*) [*ὑπέρ*, over; *φαγεῖν*, to eat]. Excess in eating. See *Bulimia*.

**Hyperphasia** (*hi-per-fa'-se-ah*) [*ὑπέρ*, over; *φάσις*, saying]. Hyperlogia; insane volubility; lack of control over the organs of speech.

**Hyperphoria** (*hi-per-fo'-re-ah*). See *Heterophoria*.

**Hyperphrasia** (*hi-per-fra'-ze-ah*) [*ὑπέρ*, over; *φράσις*, utterance]. The incoherent and exaggerated utterance of an insane person.

**Hyperphrenia** (*hi-per-fre'-ne-ah*) [*ὑπέρ*, over; *φρήν*, mind]. Passionate mental exaltation of the insane.

**Hyperphysemia** (*hi-per-fi'-ze'-me-ah*) [*ὑπέρ*, over; *φύσις*, air; *αἷμα*, blood]. Excess of gases in the blood, or the abnormal conditions associated with such excess.

**Hyperplasia** (*hi-per-pla'-ze-ah*) [*ὑπέρ*, over; *πλάσις*, moulding]. The excessive deposit or augmentation of the elements of the tissue composing an organ.

**Hyperplastic** (*hi-per-plas'-tik*) [*ὑπέρ*, over; *πλαστικός*, fit for moulding]. Pertaining to hyperplasia.

**Hyperplerosis** (*hi-per-ple-ro'-sis*) [*ὑπέρ*, over; *πλήρωσις*, fullness]. Excessive repletion or fullness.

**Hyperplexia** (*hi-per-pleks'-e-ah*) [*ὑπέρ*, over; *πληξίσις*, stroke]. 1. Ecstasy. 2. Melancholia with stupor.

**Hyperpnea**, or **Hyperpnoia** (*hi-per-pne'-ah*, or *hi-per-pnoi'-ah*) [*ὑπέρ*, over; *πνοή*, breath]. Panting or labored respiration; dyspnea.

**Hyperporosis** (*hi-per-po-ro'-sis*) [*ὑπέρ*, over; *πόρωσις*, cementing or uniting]. An excessive formation of callus in the reunion of fractured bones.

**Hyperpraxia** (*hi-per-praks'-e-ah*) [*ὑπέρ*, over; *πράξις*, exercise]. The excessive restlessness of movement characterizing certain forms of mania.

**Hyperpresbyopia** (*hi-per-pres-be-o'-pe-ah*) [*ὑπέρ*, over; *πρέσβυς*, old; *ὥψ*, eye]. Excessive presbyopia. Obs.

**Hyperpselaphesia** (*hi-per-sel-af'-e'-ze-ah*) [*ὑπέρ*, over; *ψηλάφησις*, touch]. Abnormal increase of tactile sensibility.

**Hyperpyretic** (*hi-per-pi-ret'-ik*) [*ὑπέρ*, over; *πῦρ*, fire]. Pertaining to hyperpyrexia.

**Hyperpyrexia** (*hi-per-pi-reks'-e-ah*) [*ὑπέρ*, over; *πῦρ*, fire; *ἔχειν*, to have]. A condition marked by excessively high temperature or aggravated febrile symptoms.

**Hypersarcoma**, or **Hypersarcosis** (*hi-per-sar-ko'-ma*, or *hi-per-sar-ko'-sis*) [*ὑπέρ*, over; *σάρξ*, flesh; *ῥμα*, a tumor]. 1. Excessive granulation, fungosity, or proud-flesh. 2. Obesity; hypertrophy.

**Hypersecretion** (*hi-per-se-kre'-shun*) [*ὑπέρ*, over; *secretio*, a secreting]. Excessive secretion.

**Hypersomnia** (*hi-per-som'-ne-ah*) [*ὑπέρ*, over; *σύννυς*, sleep]. Excessive sleep.

**Hyperspasmia** (*hi-per-spaz'-me-ah*). Synonym of *Convulsions*.

**Hypersplenla** (*hi-per-sple'-ne-ah*). See *Splenomegalia*.

**Hypersthenia** (*hi-per-sthen'-e-ah*) [*ὑπέρ*, over; *σθένος*, strength]. A condition of exalted strength or tone of the body.

**Hypersthenic** (*hi-per-sthen'-ik*) [*ὑπέρ*, over; *σθένος*, strength]. Characterized by hypersthenia.

**Hypersystole** (*hi-per-sis'-to-le*) [*ὑπέρ*, over; *συστολή*, systole]. An excessively strong systole.

**Hyperthermia** (*hi-per-ther'-me-ah*) [*ὑπέρ*, over; *θέρμη*, heat]. Excessive elevation of temperature.

**Hyperthymia** (*hi-per-thi'-me-ah*) [*ὑπέρ*, over; *θυμός*, mind]. 1. Mental hyperesthesia; morbid over-sensitiveness. 2. Vehement cruelty or foollhardiness as a symptom of mental disease. 3. Moral insanity.

**Hypertonia** (*hi-per-to'-ne-ah*) [*ὑπέρ*, over; *τόνος*, tone]. 1. Excess of muscular tonicity. 2. Increased intra-ocular tension.

**Hypertonic** (*hi-per-ton'-ik*) [*ὑπέρ*, over; *τόνος*, tone]. Characterized by hypertonia.

**Hypertrichiasis** (*hi-per-trik-i'-as-is*). See *Hirsuties*.

**Hypertrichosis** (*hi-per-trik-o'-sis*). See *Hirsuties*.

**Hypertrismus** (*hi-per'-tro-mos*) [*ὑπέρ*, over; *τρόμος*, tremor]. Excessive tremor or fear.

**Hypertrophia** (*hi-per-tro'-fe-ah*) [*ὑπέρ*, over; *τροφή*, nourishment]. Same as *Hypertrophy*. **H. cordis**, hypertrophy of the heart.

**Hypertrophic** (*hi-per-trōf'-ik*) [*ὑπέρ*, over; *τροφή*, nourishment]. Marked by hypertrophy or excessive size.

**Hypertrophy** (*hi-per'-tro-fē*) [*ὑπέρ*, over; *τροφή*, nourishment]. This word etymologically denotes simply over-nourishment, but it has unfortunately become synonymous with excessive growth or size of an organ or part (auxesis), whether this is due to over-nourishment, over-use, or to any other condition. **H.**, **Cardiac**, may follow dilatation of the heart, or be caused by valvular disease, diseased condition of the aorta, diseases of the kidneys and other distant organs, by constitutional disease, by excessive use of tobacco

and of some drugs, or excessive muscular action. It is attended with violent action of the heart, increase in the cardiac area of dulness and increased arterial pressure, headache, vertigo, dyspnea, palpitation, and pain in the heart. **H., Compensatory**, that following dilatation of the heart, or obstructive or regurgitant valvular disease, and produced by the efforts of that organ to make good the deficiency resulting from failing cardiac power. Let the circulation be restored, and the previous distressing symptoms will disappear. **H., Concentric**, increase in the thickness of the cardiac walls, without increase in the size of the organ, but with diminution in the capacity of its chambers. **H., Ex-centric**, cardiac hypertrophy, with dilatation. **H., False**, the thickening of the heart-wall is due to some extent to an adventitious fibrous growth. **H., Idiopathic**, that developing in the absence of other disease of the heart's structure, or of the structure of other organs. **H., Numerical**, an actual increase in the number of the constituent muscle-cells of the heart-walls. **H., Simple**, the walls are thicker than usual, the size of the cavities remaining unchanged. **H., True**, the hypertrophy consists in an increase in the muscular tissue itself.

**Hypertropia** (*hi-per-tro'pē-ah*). See *Strabismus*.

**Hyperuremia** (*hi-per-u-re'-me-ah*) [*ὑπέρ*, over; *οὖρον*, urine; *αἷμα*, blood]. Excess of urea in the blood.

**Hyperuresis** (*hi-per-u-re' sis*). Same as *Polyuria* and *Enuresis*.

**Hyperuricemia** (*hi-per-u-ris-e'-me-ah*) [*ὑπέρ*, over; *οὖρον*, urine; *αἷμα*, blood]. Excess of uric acid in the blood.

**Hyperventilation** (*hi-per-ven-til-a'-shun*) [*ὑπέρ*, over; *ventilare*, to fan]. A method of treating some diseases by exposing the body to drafts of air.

**Hypesthesia** (*hip-es-the'-ze-ah*) [*ὑπό*, under; *αἴσθησις*, sensation]. Impairment of sensation; lessened tactile sensibility.

**Hypha** (*hi'-fah*) [*ὑφή*, a weaving, web; *pl.*, *Hyphæ*]. In biology, the filament or thread of a fungus; the matted hyphæ form the *mycelium*.

**Hypheemia** (*hi-fe'-me-ah*) [*ὑπό*, under; *αἷμα*, blood]. 1. Oligemia; deficiency of blood. 2. Hemorrhage within the globe of the eye.

**Hyphidrosis** (*hip-hid-ro'-sis*) [*ὑπό*, under; *ἰδρωσις*, sweating]. Deficiency of perspiration.

**Hypodrome** (*hi'-fo-drom*) [*ὑφή*, a weaving; *δρόμος*, a running]. In biology, a leaf in which the veins are more or less concealed in the thick mesophyll.

**Hypology** (*hi-fol'-o-je*) [*ὑφή*, web; *λόγος*, science]. Same as *Histology*.

**Hypomycetes** (*hi-fo-mi-se'-lēz*) [*ὑφή*, web; *μύκης*, fungus]. A group of fungi having the spores naked, on prominent threads.

**Hypostroma** (*hi-fo-stro'-mah*) [*ὑφή*, a web; *στρώμα*, a bed]. Same as *Mycelium*.

**Hypotomy** (*hi-fot'-o-me*) [*ὑφή*, a web; *τομή*, a cutting]. The dissection of tissues.

**Hypinosis** (*hip-in-o'-sis*) [*ὑπό*, under; *ἰς*, *ἰνός*, fiber]. A deficiency of fibrin in the blood.

**Hypinotic** (*hip-in-ot'-ik*) [*ὑπό*, under; *ἰς*, *ἰνός*, fiber]. Pertaining to, or affected with, hypinosis.

**Hypnagogic** (*hip-nag-og'-ik*) [*ὑπνος*, sleep; *ἀγωγός*, leading]. 1. Inducing sleep; pertaining to the inception of sleep. 2. Induced by sleep.

**Hypnal** (*hip'-nal*) [*ὑπνος*, sleep]. A drug composed of antipyrin and chloral hydrate, proposed as an hypnotic. It is tasteless, odorless, and crystalline, and soluble in water. Dose gr. xv. Unof.

**Hypnepagogue** (*hip-nep'-ag-og*) [*ὑπνος*, sleep; *ἐπαγωγός*, enticing]. A medicine that induces sleep; an hypnotic.

**Hypniater** (*hip-ne'-a-ter*) [*ὑπνος*, sleep; *ιατήρ*, practitioner]. A somnambulist or clairvoyant doctor; a hypnotizer or mesmerist.

**Hypnic** (*hip'-nik*) [*ὑπνικός*, producing sleep]. 1. Pertaining to or inducing sleep. 2. An agent that induces or influences sleep.

**Hypnobat**, or **Hypnobeate** (*hip'-no-bāt*) [*ὑπνος*, sleep; *βατός*, walking]. A sleep-walker; somnambulist.

**Hypnobia** (*hip-no-ba'-she-ah*) [*ὑπνος*, sleep; *βατός*, walking]. Somnambulism.

**Hypnocyst** (*hip'-no-sist*) [*ὑπνος*, sleep; *κύστις*, bladder]. In biology, an encysted unicellular organism not undergoing sporulation.

**Hypnogenetic**, **Hypnogenic**, **Hypnogenous** (*hip-no-jen-et'-ik*, *hip-no-jen'-ik*, *hip-noj'-en-us*) [*ὑπνος*, sleep; *γενᾶν*, to produce]. 1. Producing or inducing sleep. 2. Inducing hypnotism.

**Hypnography** (*hip-nog'-ra-fe*). Same as *Hypnology*.

**Hypnolepsy** (*hip'-no-lep-se*) [*ὑπνος*, sleep; *λήψις*, seizure]. Narcolepsy; morbid sleepiness.

**Hypnology** (*hip-nol'-o-je*) [*ὑπνος*, sleep; *λόγος*, science]. The science of sleep, its disorders, and its hygienic effects.

**Hypnone** (*hip'-nōn*). See *Acetophenone*.

**Hypnopathy** (*hip-nop'-ath-e*) [*ὑπνος*, sleep; *πάθος*, disease]. Sleep due to a diseased or morbid condition of the body, brain, or mind; also, narcolepsy; sleepy disease.

**Hypnophobia** (*hip-no-fol'-be-ah*) [*ὑπνος*, sleep; *φόβος*, fear]. Morbid dread of sleep; also, nightmare or night-terror.

**Hypnosis** (*hip-no'-sis*) [*ὑπνος*, sleep]. An artificial condition produced by hypnotizing. Also, the gradual approach of sleep. **H., African**. See *African Lethargy*.

**Hypnosperm** (*hip'-no-sperm*) [*ὑπνος*, sleep; *σπέρμα*, seed]. In biology, a resting spore. Cf. *Hypnospore*.

**Hypnosore** (*hip'-no-spor*) [*ὑπνος*, sleep; *σπορά*, a spore]. In biology, a resting spore.

**Hypnotherapy** (*hip-no-ther'-ap-e*) [*ὑπνος*, sleep; *θεραπεία*, healing]. Hypnotic treatment of disease.

**Hypnotic** (*hip-nol'-ik*) [*ὑπνος*, sleep]. A remedy that causes sleep. A soporific. Also, pertaining to hypnotism.

**Hypnotism** (*hip'-not-izm*) [*ὑπνος*, sleep]. A state of artificial somnambulism; it may be produced by various means, as, for example, by having the subject look with concentrated attention at any small object so near that effort is required to converge the axes of the eyes. It is characterized by a partial or complete absence of volition, sensation, and self-consciousness, except so much as comes from the hypnotizer or some dominating will or idea. There are four main methods of inducing hypnotism, all originating in France. These are as follows: **Charcot's Method**; it consists in making gentle pressure over the eyeballs, and, finally, rubbing the top of the head. **Luys' Transference Method**; the hypnotism is induced by having the patient sit with his back to the light and look steadily at a rapidly revolving mirror placed two or three feet from him, on which the light is directly shining. The constant flash of the light soon wears the eyes and produces sleep. **Nancy Method**; in this method hypnotism is induced by means of suggestion entirely, the patient submitting to the will of the operator. **Voisin's Method**; Braidism; the patient lies upon the broad of his back and gazes steadily at a bright silvered ball, suspended from the ceiling and at a distance of about nine inches from his eyes. The method of fascination is also used, the operator gazing fixedly in the subject's eyes at a distance of about a foot. See, also, *Somnambulism*.



**Hypnotizable** (*hi'p-not-iz'-ab-l'*) [*ὑπνος*, sleep]. Susceptible of being hypnotized.

**Hypnotization** (*hi'p-not-iz-a'-shun*) [*ὑπνος*, sleep; *facere*, to make]. The employment of the means used to hypnotize a person; the induction of hypnotism.

**Hypnotoid** (*hi'p-not-oid*) [*ὑπνος*, sleep; *ειδος*, form]. Resembling hypnotism.

**Hypo-** (*hi'-po-*) [*ὑπό*, under]. A prefix denoting deficiency or lack.

**Hypo** (*hi'p-o*) [*ὑπό*, under]. A popular name for *hypochondriasis*, lowness of spirits, or imaginary illness, or exaggeration of slight ailments.

**Hypoæmia** (*hi-po-e'-me-ah*). See *Hypæmia*.

**Hypoalbuminosis** (*hi-po-al-bu-min-o'-sis*). See *Hypoalbuminosis* and *Hypoleukotemia*.

**Hypoaltonemia** (*hi-po-blef'-ar-on*) [*ὑπό*, under; *ἄλς*, salt, *ἄλων*, of salts; *αἷμα*, blood]. A deficiency of the salts of the blood.

**Hypoaia** (*hi-po-a'-re-ah*) [*ὑπό*, under; *ᾠαριον*, dim. of *ᾠον*, an egg]. In biology, a pair of oval ganglia found on the ventral side of the region of the thalami in most fishes.

**Hypoblast** (*hi'-po-blast*) [*ὑπό*, under; *βλαστος*, sprout]. The internal layer of the blastoderm, or the ental layer of cells of the embryo of a metazoan; it is called, also, the endoderm, endoblast, entoderm, or epithelioglandular layer; from it is developed the intestinal epithelium (except that of the mouth and anus) and that of the glands opening into the intestines; also, the epithelium of the air-passages.

**Hypoblepharon** (*hi-po-blef'-ar-on*) [*ὑπό*, under; *βλέφαρον*, lid]. 1. An artificial eye. 2. A swelling under the eyelid.

**Hypobromite** (*hi-po-bro'-mūt*) [*ὑπό*, under; *βρωμος*, stench]. A salt of hypobromous acid. **H. Method**, a method of estimating the quantity of urea in urine, based upon the fact that when urea is acted upon by sodium hypobromite (or calcium hypochlorite) it is decomposed into nitrogen, carbon dioxide, and water.

**Hypobulia** (*hi-po-bu'-le-ah*) [*ὑπό*, under; *βούλη*, will]. Loss or deficiency of will-power.

**Hypocardia** (*hi-po-kar'-de-ah*) [*ὑπό*, under; *καρδία*, heart]. Downward displacement of the heart.

**Hypocatalepsy** (*hi-po-kat-al-ep'-sis*) [*ὑπό*, under; *κατά*, down; *λαμβάνειν*, to seize]. Slight catalepsy, or epilepsies.

**Hypocatharsis** (*hi-po-kath-ar'-sis*) [*ὑπό*, under; *καθαίρειν*, to purge]. A gentle purgation.

**Hypochilium** (*hi-po-kil'-e-um*) [*ὑπό*, under; *χείλος*, the lip; *πλ.*, *Hypochilia*]. In biology, the lower part of the lip of certain orchids.

**Hypochlorhydria** (*hi-po-klor-hi'-dre-ah*) [*ὑπό*, under; *χλωρός*, green; *ῥόδωρ*, water]. A condition in which there is a diminished amount of HCl in the gastric juice. It is usually associated with an overproduction of lactic acid, and is often due to a state of lowered general nutrition.

**Hypochlorite** (*hi-po-klo'-rit*) [*ὑπό*, under; *χλωρός*, green]. Any salt of hypochlorous acid. Calcium hypochlorite is the essential constituent of bleaching-powder.

**Hypochlorous Acid** (*hi-po-klo'-rus*). See *Acid*.

**Hypocholesteremia** (*hi-po-ko-les-ter-e'-me-ah*) [*ὑπό*, under; *χολή*, bile; *στέαρ*, fat; *αἷμα*, blood]. Decrease or deficiency of the cholesterol of the blood.

**Hypochondria** (*hi-po-kon'-dre-ah*) [*ὑπό*, under; *χόνδρος*, cartilage]. 1. The regions below the costal arches on either side. 2. Same as *Hypochondriasis*.

**Hypochondriac** (*hi-po-kon'-dre-ak*) [*ὑπό*, under; *χόνδρος*, cartilage]. 1. Pertaining to the hypochondrium. 2. A person who is affected with hypochondriasis.

**Hypochondriasis** (*hi-po-kon-dri'-as-is*) [*ὑποχονδριακός*, affected in the hypochondria]. A disturbance of the functions of the nervous system similar to that in melancholia, in which the patient believes himself suffering from bodily disease. It is characterized by alternate spells of moodiness and excitability. **H. pituitosa**. Synonym of *Membranous Enteritis*.

**Hypochondrium** (*hi-po-kon'-dre-um*) [*ὑπό*, under; *χόνδρος*, cartilage; *πλ.*, *Hypochondria*]. The region of the abdomen at each side of the epigastrium. See illustration under *Abdominal*.

**Hypochromatemia** (*hi-po-kro-mat-e'-me-ah*) [*ὑπό*, under; *χρῶμα*, color; *αἷμα*, blood]. Deficiency of the coloring-matter of the blood.

**Hypochromatic** (*hi-po-kro-mat'-ik*) [*ὑπό*, under; *χρῶμα*, color]. Deficient in coloring-matter.

**Hypochromia** (*hi-po-kro'-me-ah*) [*ὑπό*, under; *χρῶμα*, color]. Abnormal pallor or transparency of the skin, occurring in certain skin-diseases.

**Hypochrosis** (*hi-po-kro'-sis*) [*ὑπό*, under; *χρῶσις*, coloring]. Abnormal paleness; lack of normal coloration.

**Hypochyma** (*hi-po-ki'-mah*) [*ὑπό*, beneath; *χέειν*, to pour]. An old name for cataract.

**Hypocist** (*hi'-po-sist*) [*ὑπό*, under; *κίστος*, cistis]. 1. The plant *Cytinus hypocistis*, of the old world. 2. The dark astringent extract prepared by drying the sap of the foregoing plant and the juice of its berries. It is useful for hemorrhages and diarrhea. Unof.

**Hypoclidium** (*hi-po-kli'-de-um*) [*ὑπό*, under; *κλείς*, a key; the clavicle; *πλ.*, *Hypoclidia*]. In biology, the inferomedian process formed at the junction of the clavicles of a bird.

**Hypoclysis** (*hi-po-kl'-lis-is*) [*ὑπό*, under; *κλυσμός*, a clyster]. The administration of an enema.

**Hypocotyl** (*hi-po-kot'-il*) [*ὑπό*, under; *κοτύληδών*, cotyledon]. A short term for *Hypocotyledonous stem*.

**Hypocotyledonous** (*hi-po-kot-il-e'-don-us*) [*ὑπό*, under; *κοτύληδών*, cotyledon]. In biology, situated below the cotyledons.

**Hypocraterimorphous** (*hi'-po-kra-ter-im-or'-fus*) [*ὑποκρατήριον*, the stand of a crater; *μορφή*, form]. Applied to certain flowers the corolla of which have a flat, spreading limb surmounting a straight tube; salver-shaped.

**Hypocytosis** (*hi-po-sir-to'-sis*) [*ὑπό*, under; *κύρτωσις*, curvature]. A slight amount of curvature.

**Hypocystotomy** (*hi-po-sis-to'-o-me*) [*ὑπό*, under; *κύστις*, bladder; *τομή*, a cut]. Perineal cystotomy.

**Hypoderm** (*hi'-po-derm*) [*ὑπό*, under; *δέρμα*, skin]. 1. Subcutaneous tissue. 2. A hypodermatic injection. 3. In biology, applied to the epithelial membrane lining the cuticular, crustaceous, or chitinous investment of arthropods; also called *Hypodermis*.

**Hypoderma** (*hi-po-der'-mah*) [*ὑπό*, under; *δέρμα*, skin]. In biology: 1. A layer of cells, usually collenchyma, just beneath the epidermis of a leaf or stem. 2. A genus of dipterous insects, the bot-flies. See *Parasites (Animal)*, Table of.

**Hypodermatic** (*hi-po-der-mat'-ik*) [*ὑπό*, under; *δέρμα*, skin]. Pertaining to that which is under the skin, or to the introduction of medicines beneath the skin.

**Hypodermatoclysis** (*hi-po-der-mat-ok'-lis-is*) or **Hypodermoclysis** (*hi-po-der-mok'-lis-is*) [*ὑπό*, under; *δέρμα*, skin; *κλίσις*, injection]. A method of supplying fluid to the body to replace that lost through excessive purging, as in cholera, or in cases of hemorrhage. It consists in the introduction into the subcutaneous tissues of certain quantities of normal saline solution.

**Hypodermatomy** (*hi-po-der-mat'-o-me*) [*ὑπό*, under; *δέρμα*, skin; *τέμνειν*, to cut]. Subcutaneous surgical section of parts.

**Hypodermic** (*hi-po-der'-mik*). See *Hypodermatic*.

**Hypodermis** (*hi-po-der'-mis*) [*ὑπό*, under; *δέρμα*, skin]. See *Hypoderm*.

**Hypodermoclysm** (*hi-po-der'-mo-kli-zm*). Same as *Hypodermatoclysis*.

**Hypodicrotus** (*hi-po-dik'-ro-tus*) [*ὑπό*, under; *δίκροτος*, double beat]. Dicrotic in a small degree.

**Hypodipsia** (*hi-po-dip'-se-ah*) [*ὑπό*, under; *δίψις*, drinking]. The drinking of too little water or fluid.

**Hypodynia** (*hi-po-din'-e-ah*) [*ὑπό*, under; *ὀδυνή*, pain]. Slight or trifling pain.

**Hypolemia** (*hi-po-el'-me-ah*) [*ὑπό*, under; *αἷμα*, blood]. Insufficiency of blood.

**Hypotherythemia** (*hi-po-er-ith-ro-si-the'-me-ah*) [*ὑπό*, under; *έρυθρός*, red; *κύτος*, cell; *αἷμα*, blood]. Deficiency in the normal number of red corpuscles in the blood.

**Hypogala** (*hi-pog'-al-ah*) [*ὑπό*, under; *γάλα*, milk]. The collection of a milk-like fluid in the eye.

**Hypogastralgia** (*hi-po-gas-tral'-je-ah*) [*ὑπό*, under; *γαστήρ*, stomach; *ἀλγος*, pain]. Pain in the hypogastrium.

**Hypogastric** (*hi-po-gas'-trik*) [*ὑπό*, under; *γαστήρ*, the belly]. Pertaining to the hypogastrium. See *Abdomen*, *Artery*, *Ganglion*, and *Plexus*.

**Hypogastriotomy** (*hi-po-gas-tre-ot'-o-me*) [*ὑπό*, under; *γαστήρ*, belly; *τομή*, section]. The surgical opening of the abdomen through the hypogastrium.

**Hypogastrium** (*hi-po-gas'-tre-um*) [*ὑπό*, under; *γαστήρ*, stomach]. The lower median anterior region of the abdomen. See *Abdomen*.

**Hypogastrocele** (*hi-po-gas'-tro-sel*) [*ὑπό*, under; *γαστήρ*, stomach; *κήλη*, hernia]. A hernia in the hypogastric region.

**Hypogastrodidymus** (*hi-po-gas-tro-did'-im-us*) [*ὑπό*, under; *γαστήρ*, stomach; *δίδυμος*, twin]. A double monstrosity in which the two fetuses are united at the hypogastrium.

**Hypogastrohemia** (*hi-po-gas-tro-he'-me-ah*) [*ὑπό*, under; *γαστήρ*, stomach; *αἷμα*, blood]. Hemorrhage in the hypogastrium.

**Hypogastrorrhagia** (*hi-po-gas-tror-a'-je-ah*). Same as *Hypogastrohemia*.

**Hypogastrorrhea** (*hi-po-gas-tror-el'-ah*) [*ὑπό*, under; *γαστήρ*, stomach; *ροία*, a flow]. A slight amount of gastrorrhea.

**Hypogastrorrhexis** (*hi-po-gas-tror-eks'-is*) [*ὑπό*, under; *γαστήρ*, stomach; *ρέξις*, rupture]. Eventration.

**Hypogeal**, **Hypogæal** (*hi-po-je'-al*) [*ὑπόγειος*, under ground]. In biology, growing beneath the surface of the ground. Also, *Hypogæan*, *Hypogæous*, *Hypogæan*, *Hypogæous*.

**Hypogenesis** (*hi-po-jen'-es-is*) [*ὑπό*, under; *γένεσις*, production, generation]. In biology, direct development, without alternation of generations.

**Hypogenous** (*hi-po-je'-en-us*) [*ὑπό*, under; *γενής*, produced]. In biology, growing below the surface or on the under side.

**Hypogeusia** (*hi-po-gu'-se-ah*) [*ὑπό*, under; *γεῦσις*, taste]. Diminution in the sense of taste.

**Hypoglossal** (*hi-po-glos'-al*) [*ὑπό*, under; *γλῶσσα*, tongue]. Under the tongue. **H. Nerve**. See *Nerves*, *Table of*.

**Hypoglossiadenitis** (*hi-po-glos-e-ad-en-i'-tis*) [*ὑπό*, under; *γλῶσσα*, tongue; *ἀδὴν*, gland; *τις*, inflammation]. Inflammation of the sublingual gland.

**Hypoglossitis** (*hi-po-glos'-is*). See *Hypoglottitis*.

**Hypoglossitis** (*hi-po-glos-i'-tis*) [*ὑπό*, under; *γλῶσσα*, tongue; *τις*, inflammation]. Inflammation of the tissue under the tongue.

**Hypoglossus** (*hi-po-glos'-us*) [*ὑπό*, under; *γλῶσσα*, tongue]. The hypoglossal nerve.

**Hypoglottis** (*hi-po-glot'-is*) [*ὑπό*, under; *γλῶττα*, tongue]. The under part of the tongue, attached to the lower jaw. Also, a swelling at the under part of the tongue.

**Hypoglycemia** (*hi-po-gli-se'-me-ah*) [*ὑπό*, under; *γλυκύς*, sweet; *αἷμα*, blood]. Deficiency of sugar in the blood.

**Hypognathadenitis** (*hi-pog-nath-ad-en-i'-tis*) [*ὑπό*, under; *γνάθος*, jaw; *ἀδὴν*, gland; *τις*, inflammation]. Inflammation of the submaxillary gland.

**Hypognathous** (*hi-pog'-na-thus*) [*ὑπό*, under; *γνάθος*, jaw]. In biology, applied to animals in which the lower mandible is longer than the upper.

**Hypognathus** (*hi-pog'-na-thus*) [*ὑπό*, under; *γνάθος*, jaw]. A double monstrosity in which the parasite is attached to the inferior maxillary bone.

**Hypogynia** (*hi-po-jin'-e-ah*) [*ὑπό*, under; *γυνή*, a woman]. The state of being hypogynous.

**Hypogynous** (*hi-po-je'-in-us*) [*ὑπό*, under; *γυνή*, female]. In biology, growing beneath the pistil; applied to stamens or other floral organs that are inserted beneath the pistil.

**Hypohæmia** (*hi-po-he'-me-ah*). See *Hypohemia*.

**Hypohematosi** (*hi-po-hem-at-o'-sis*) [*ὑπό*, under; *αἷμα*, blood]. A diseased condition marked by hyphemia, or deficiency in the amount of blood; also, the production, or process of inducing such a condition.

**Hypohidrosis** (*hi-po-hid-ro'-sis*) [*ὑπό*, under; *ἰδρωσις*, sweating]. Scanty perspiration.

**Hypohydremia** (*hi-po-hi-dre'-me-ah*) [*ὑπό*, under; *ἕδωρ*, water; *αἷμα*, blood]. Deficiency of water in the blood.

**Hypophynosis** (*hi-po-hip-no'-sis*) [*ὑπό*, under; *ὑπνος*, sleep]. Imperfect or partial sleep.

**Hypoinosemia** (*hi-po-in-o-se'-me-ah*) [*ὑπό*, under; *ἵς*, fiber; *αἷμα*, blood]. Decrease in the tendency to the formation of fibrin in the blood.

**Hypokinesia**, or **Hypokinesis** (*hi-po-kin-el'-se-ah*, or *hi-po-kin-el'-sis*) [*ὑπό*, under; *κίνησις*, motion]. Deficiency in motor reaction under stimulation.

**Hypoleukocythemia** (*hi-po-lu-ko-si-the'-me-ah*) [*ὑπό*, under; *λευκός*, white; *κύτος*, a cell; *αἷμα*, blood]. Deficiency of white corpuscles in the blood.

**Hypoleukocytosis** (*hi-po-lu-ko-si-to'-sis*) [*ὑπό*, under; *λευκός*, white; *κύτος*, cell]. Diminution in the number of colorless corpuscles in the blood.

**Hypolipemia** (*hi-po-lip-el'-me-ah*) [*ὑπό*, under; *λίπος*, fat; *αἷμα*, blood]. Deficiency of fat in the blood.

**Hypologia** (*hi-po-lo'-ge-ah*) [*ὑπό*, under; *λόγος*, word]. Poverty of speech as a symptom of cerebral disease.

**Hypomania** (*hi-po-ma'-ne-ah*) [*ὑπό*, under; *μανία*, madness]. A moderate degree of maniacal exaltation.

**Hypomelancholia** (*hi-po-mel-an-ko'-le-ah*) [*ὑπό*, under; *μελαγχολία*, melancholia]. Moderate or reasoning melancholia.

**Hypomenous** (*hi-pom'-en-us*) [*ὑπό*, under; *μένειν*, to remain]. Same as *Hypogenous*.

**Hypomere** (*hi'-po-mēr*) [*ὑπό*, under; *μέρος*, a part]. In biology, the lower half of certain sponges (*rhagon*), which consists of all three fundamental layers.

**Hypometropia** (*hi-po-me-tro'-pe-ah*) [*ὑπό*, under; *μέτρον*, measure; *ὥψ*, vision]. Myopia.

**Hypomnesia** (*hi-pom-ne'-sis*) [*ὑπόμνησις*, memory]. Memory or recollection.

**Hypomoria** (*hi-po-mo'-re-ah*) [*ὑπό*, under; *μορία*, folly]. Slight mental disorder.

**Hypomyosthenia** (*hi-po-mi-os-the'-ne-ah*) [*ὑπό*, under; *μύς*, muscle; *σθένος*, strength]. Deficiency in muscular power.

**Hyponasty**, or **Hyponastic Curvature** (*hi'-po-nas-te*) [*ὑπό*, under; *ναστός*, close pressed]. In biology, a



curvature produced by growth on the under side of an extended organ. Cf. *Epinasty*.

**Hyponeuria** (*hi-po-nū'-re-ah*) [*ὑπό*, under; *νεῦρον*, nerve]. Slight or diminished nerve-power.

**Hyponoetic** (*hi-po-no-et'-ik*) [*ὑπό*, under; *νοητικός*, understanding]. Under the control of the will.

**Hyponome** (*hi'-po-nōm*) [*ὑπό*, under; *νέμειν*, to dwell in, to inhabit]. In biology, the exhalant funnel of a cephalopod.

**Hyponomous** (*hi-pou'-o-mus*) [*ὑπό*, under; *νέμειν*, to feed]. Spreading or eating below the surface; applied to certain ulcers, etc.

**Hypopepsia** (*hi-po-pep'-se-ah*) [*ὑπό*, under; *πέψις*, digestion]. A disorder of digestion in which there is a notable diminution in the functional activity, glandular and chemic, of the stomach.

**Hypophemia, Tropical**. See *Ankylostomiasis*.

**Hypophleodic** (*hi-po-fle-ad'-ik*) [*ὑπό*, under; *φλοιός*, bark]. In biology, situated beneath the bark.

**Hypophlœous** (*hi-po-flœ'-us*): Same as *Hypophleodic*.

**Hypophosphite** (*hi-po-fos'-fūt*) [*ὑπό*, under; *phosphorus*]. Any salt of hypophosphorous acid. Several hypophosphites (as of calcium, potassium, sodium) are official, and many others are used to a limited extent.

**Hypophosphorous Acid** (*hi-po-fos-fo'-rus*). See *Acid*.

**Hypophrasia** (*hi-po-fra'-ze-ah*) [*ὑπό*, under; *φράσις*, phrase, utterance]. Meagerness or poverty of speech, as a sign of cerebral disease.

**Hypophyllum** (*hi-po-fil'-e-um*) [*ὑπό*, under; *φύλλον*, a leaf; *pl.*, *Hypophyllia*]. In biology, a sheath-like petiole, without laminae.

**Hypophyllous** (*hi-poff'-il-us*) [*ὑπό*, under; *φύλλον*, leaf]. Same as *Hypogenous*.

**Hypophysema** (*hi-po-fi-se'-me-ah*) [*ὑπό*, under; *φῖσα*, air; *αἷμα*, blood]. Deficiency of gaseous elements in the blood.

**Hypophysis** (*hi-poff'-is-is*) [*ὑπό*, under; *φύειν*, to grow]. The pituitary body, *q. v.*; sometimes called the *H. cerebri*.

**Hypoplasia** (*hi-po-pla'-ze-ah*) [*ὑπό*, under; *πλάσσειν*, to mould]. Deficiency or arrested development of any organ or tissue. See *Aplasia*.

**Hypoplastemia** (*hi-po-plas-te'-me-ah*). See *Hypoplastice-mia*.

**Hypoplasticemia** (*hi-po-plas-tis-e'-me-ah*) [*ὑπό*, under; *πλαστικός*, plastic; *αἷμα*, blood]. Deficient plasticity of the blood.

**Hypopraxia** (*hi-po-praks'-e-ah*) [*ὑπό*, under; *πράξω*, doing]. Inactivity; listlessness; inefficiency as a sign or result of cerebral disorder.

**Hypopselaphesia** (*hi-po-sel-af-e'-ze-ah*) [*ὑπό*, under; *ψηλάφησις*, touch]. Diminution of sensitiveness to tactile impressions.

**Hypoptilum** (*hi-po-ptil'-um*) [*ὑπό*, under; *πτίλον*, feather; *pl.*, *Hypoptila*]. In biology, the entire after-shaft of a feather, including the vanes; hyporachis.

**Hypotyalism** (*hi-po-ti'-al-izm*) [*ὑπό*, under; *πτυαλισμός*, ptyalism]. A mild or slight ptyalism.

**Hypopygium** (*hi-po-pij'-e-um*) [*ὑπό*, under; *πυγή*, the rump; *pl.*, *Hypopygia*]. In biology, the male clasp-organ of dipterous insects.

**Hypopyon** (*hi-po'-pe-on*) [*ὑπό*, under; *πῶν*, pus]. A collection of pus in the anterior chamber of the eye, secondary to inflammation of adjacent tissues.

**Hypoquebrachin** (*hi-po-kwe-brak'-in*) [*ὑπό*, under; *quebracho*,  $C_{21}H_{26}N_2O_2$ ]. An alkaloid of *Quebracho*, occurring in yellow masses, melting at about 80° C., and soluble in alcohol and ether.

**Hyporachis** (*hi-po-rak'-is*) [*ὑπό*, under; *ράχις*, the spine]. In biology, the stem or rachis of the after-shaft; the *hypoptilum* of a feather.

**Hyporadioli** (*hi-po-ra-di'-o-li*) [*ὑπό*, under; *radius*, radius]. In biology, the barbules of the after-shaft of a feather.

**Hyporrhea** (*hi-por-e'-ah*) [*ὑπό*, under; *ρεῖν*, to flow]. A slight hemorrhage.

**Hyposmia** (*hi-po-s'-me-ah*) [*ὑπό*, under; *ὄσμή*, smell]. Diminution of the sense of smell.

**Hypospadia, or Hypospadias** (*hi-po-spa'-de-ah*, *hi-po-spa'-de-as*) [*ὑπό*, under; *σπᾶν*, to draw]. An abnormal opening and ending of the urethra upon the under surface of the penis, or in the under wall of the urethra. It is variously classed, according to the position of its opening, as glandular (or balanic), balano-penile, penile, peno-scrotal, scrotal, or perineal. Certain tribes of the Arabs, Africans, and native Australians produce an artificial hypospadias.

**Hypostaphylitis** (*hi-po-staf-il-i'-tis*) [*ὑπό*, under; *στάφυλις*, uvula; *ιτις*, inflammation]. Slight inflammation of the uvula.

**Hypostasis** (*hi-pos'-tas-is*) [*ὑπόστασις*, a standing under]. A word loosely used to denote feces, or any sediment falling from a liquid, especially the sediment of urine. Also, a form of passive hyperemia caused by the dependent position of the part affected.

**Hypostatic** (*hi-po-stat'-ik*) [*ὑπόστασις*, a standing under]. Due to, or of the nature of, hypostasis. **H. Congestion**. Same as *Hypostasis*, *q. v.* **H. Pneumonia**, Piorry's term for the variety of pneumonia secondary to most of the acute febrile diseases, and occurring in the final stage of many chronic diseases. It is in part due to the mechanic gravitation of blood to the part affected, as to the back, in cases of long-continued dorsal decubitus.

**Hyposternum** (*hi-po-ster'-num*) [*ὑπό*, under; *στέρνον*, the breast; *pl.*, *Hyposterna*]. In biology, the third lateral piece of the plastron of a turtle; also called *Hypoplastron*.

**Hyposthenia** (*hi-po-sthe'-ne-ah*) [*ὑπό*, under; *σθένος*, strength]. Weakness; subnormal strength.

**Hyposthenic** (*hi-po-sthen'-ik*) [*ὑπό*, under; *σθένος*, strength]. 1. Tendency to, or characterized by, hyposthenia; applied to diseases that are more than ordinarily enfeebling. 2. A medicine that reduces the action of the heart without affecting its rhythm.

**Hypostoma** (*hi-pos'-to-mah*) [*ὑπό*, under; *στόμα*, mouth; *pl.*, *Hypostomata*]. In biology, applied (*a*) by Meigen and Bouché to the clypeus of *Diptera*, and by Meinert to a curved broad sclerite behind the *lamina labialis* of the inner stipes in the mouth of *Myriopods*; (*b*) to the proboscis of *Hydroidea*.

**Hypostomatous** (*hi-po-sto'-mat-us*) or **Hypostomous** (*hi-pos'-to-mus*) [*ὑπό*, under; *στόμα*, mouth]. In biology, having the mouth inferior or ventral.

**Hypostome** (*hi'-po-stōm*). Same as *Hypostoma*.

**Hypostyptic** (*hi-po-stip'-tik*) [*ὑπό*, under; *στυπτικός*, astringent]. 1. Moderately or mildly styptic. 2. A mildly styptic medicine.

**Hyposynergia** (*hi-po-sin-er'-je-ah*) [*ὑπό*, under; *συνεργία*, coöperation]. Defective coördination.

**Hyposystole** (*hi-po-sis'-to-le*) [*ὑπό*, under; *συστολή*, systole]. Deficiency of the cardiac systole.

**Hyposystolia** (*hi-po-sis-to'-le-ah*). See *Hyposystole*.

**Hypotension** (*hi-po-ten'-shun*) [*ὑπό*, under; *ten-sio*, a stretching]. Diminished or abnormally low tension; hypotonia.

**Hypothallus** (*hi-po-thal'-us*) [*ὑπό*, under; *θαλλός*, a young shoot or branch, a frond; *pl.*, *Hypothalli*]. In biology, a delicate filamentous mass upon which is developed the thallus of a lichen.

**Hypothecium** (*hi-po-the'-se-um*) [*ὑπό*, under; *θήκη*, a case]. In biology, that portion of a lichen thallus immediately around or beneath the apothecium.

**Hypothenar** (*hi-poth'-en-ar*) [*ὑπό*, under; *θέναρ*, palm].

The fleshy eminence on the palm of the hand over the metacarpal bone of the little finger. Also, the prominences on the palm at the base of the fingers. Also, the ball of the thumb.

**Hypothermal** (*hi-po-ther'-mal*) [*ὑπό*, under; *θέρμη*, heat]. Tepid; denoting a temperature placed arbitrarily between 59° and 68° F., or 15° and 25° C. Also, pertaining to the reduction of the temperature of the body.

**Hypothermia** (*hi-po-ther'-me-ah*) or **Hypothermy** (*hi'-po-ther-me*) [*ὑπό*, under; *θέρμη*, heat]. Deficiency in the heat of the body.

**Hypothesis** (*hi-poth'-es-is*) [*ὑπό*, under; *θέσις*, a position]. A supposition set forth for discussion or demonstration. A theory assumed as true.

**Hypotonia**, or **Hypotonus** (*hi-po-to'-ne-ah*, or *hi-pot'-o-nus*) [*ὑπό*, under; *τόνος*, tension]. Decrease of normal tonicity; diminution of intraocular pressure.

**Hypotony** (*hi-pot'-o-ne*) [*ὑπό*, under; *τόνος*, tension]. Same as *Hypotonia*. **H.**, Gastric, the reverse condition of gastric hypermotility, *q. v.*

**Hypotreme** (*hi'-po-trēm*) [*ὑπό*, under; *τρήμα*, a hole, (here, a spiracle): *pl.*, *Hypotremata*]. In entomology, one of a pair of strong fusiform processes extending obliquely across the anterior coxo-sternal foramina to the lower borders of the anterior spiracles in certain insects (*e. g.*, *Diptera*); they strengthen the anterior part of the thoracic wall. (*Lowne*.)

**Hypotrichous** (*hi-pot'-rik-us*) [*ὑπό*, under; *τριχ*, hair]. In biology, applied to such infusoria as have the locomotor cilia on the under side of the body.

**Hypotrophy** (*hi-pot'-ro-fe*) [*ὑπό*, under; *τρέφειν*, to nourish]. Subnormal nutrition. A defect in the constructive or tissue-building powers of the organism. It may be congenital or acquired, and varies much in degree in different individuals, or even in the same individual at different times.

**Hypoureemia** (*hi-po-u-re'-me-ah*) [*ὑπό*, under; *οὔρον*, urine; *αἷμα*, blood]. Diminution of the urea normally present in the blood.

**Hypouricemia** (*hi-po-u-ris-e'-me-ah*) [*ὑπό*, under; *οὔρον*, urine; *αἷμα*, blood]. Decrease in the uric acid of the blood.

**Hypourocrinia** (*hi-po-u-ro-krin'-e-ah*) [*ὑπό*, under; *οὔρον*, urine; *κρίνειν*, to separate]. A deficient or too scanty secretion of urine.

**Hypoxanthin** (*hi-po-zan'-thin*) [*ὑπό*, under; *ξανθός*, yellow],  $C_5H_4N_2O$ . A leukomaine, also known as *Sarcin* or *Sarkin*. It occurs, accompanying adenin and guanin, in nearly all the animal tissues and organs rich in nucleated cells. In minute quantities it is a normal constituent of urine. It has also been found in plants, seeds, ferments, and wines. It is a crystalline body, soluble in cold and boiling water, insoluble in cold alcohol and ether. Hypoxanthin appears to be one of the products formed by the decomposition and successive oxidation of proteid matter previous to the formation of uric acid and urea. It is produced from adenin by the action of nitrous acid. It is non-poisonous. See *Kössel's Test*, and *Sarcin*.

**Hypsicephaly** (*hip-sis-ef'-al-e*) [*ὑψη*, on high; *κεφαλή*, head]. The condition of a skull with a cranial index of over 75.1°.

**Hypsicranius** (*hip-sik-ra'-ne-us*) [*ὑψη*, on high; *κράνιον*, skull]. Lissauer's term for a skull having the ratio between length and height of 82.5° to 90.4°.

**Hypsiliiform** (*hip-sil'-if-orm*). See *Ypsiliiform*.

**Hypsodont** (*hip'-so-dont*) [*ὑψη*, on high; *ὀδούς*, tooth]. In biology, applied to such animals as have teeth furnished with long crowns and short roots.

**Hypsonosus** (*hip-son'-o-sus*) [*ὑψος*, height; *νόσος*, ill-

ness]. Mountain-sickness; balloon-sickness; characterized by nausea, headache, epistaxis, etc.

**Hypsophobia** (*hip-so-fo'-be-ah*) [*ὑψος*, height; *φόβος*, fear]. Morbid dread of being at a great height; *aërophobia*.

**Hypsophyl** (*hip'-so-fil*) [*ὑψη*, on high; *φύλλον*, a leaf]. In biology, one of the leaf-like or bract-like structures subtending a flower or an inflorescence.

**Hypsopisthius** (*hip-so-pis'-the-us*) [*ὑψη*, on high; *ὀπίσθιον*, occiput]. Lissauer's term for a skull in which the angle included between the radius fixus and the line joining the hormion and lambda is between 33° and 41°.

**Hypural** (*hip'-ur-al*) [*ὑπό*, under; *οὐρά*, tail]. In biology, located beneath the tail.

**Hyraceum** (*hi-ra'-se-um*) [*ὑραξ*, a mouse]. A product from South Africa, somewhat resembling castoreum, and believed to be an excretion, perhaps fecal, of *Hyrax capensis*, the so-called South African cony or cliff-badger. Its use is the same as that of castor.

**Hyssop** (*his'-op*) [*ὑσσώπος*, an aromatic plant]. Hedge-hyssop. The leaves and tops of *Hyssopus officinalis*, an aromatic stimulant, carminative, and tonic, much employed in chronic catarrh of the respiratory tract. Dose of the fld. ext. ʒj-ij. Unof. See also *Lophanthus* and *Gratiola*.

**Hystera** (*his'-ter-ah*) [*ὑστέρα*, womb]. The uterus or womb. Also, the vulva. Also, the placenta or after-birth.

**Hysteralgia** (*his-ter-al'-je-ah*) [*ὑστέρα*, womb; *ἄλγος*, pain]. Pain in the womb.

**Hysteranesis** (*his-ter-an'-es-is*) [*ὑστέρα*, womb; *ἀνεσις*, relaxation]. Relaxation and atony of the uterus.

**Hysteranthous** (*his-ter-an'-thus*) [*ὑστερος*, later; *ἄθος*, a flower]. In biology, applied to plants in which the leaves do not appear till after the flowers have appeared.

**Hysteratresia** (*his-ter-at-re'-ze-ah*) [*ὑστέρα*, womb; *ἄπρετος*, imperforate]. An imperforate or impervious condition of the mouth of the womb.

**Hysterauxesis** (*his-ter-avks-e'-sis*) [*ὑστέρα*, womb; *αὐξήσις*, enlargement]. Enlargement of the uterus, normal (as in pregnancy) or abnormal.

**Hysterectomy** (*his-ter-ek'-to-me*) [*ὑστέρα*, womb; *ἐκτομή*, a cutting out]. Excision or removal of the womb by surgical operation. **H.**, Vaginal, removal of the womb through the vagina.

**Hysterelecosis** (*his-ter-el-ko'-sis*) [*ὑστέρα*, womb; *ἐλκωσις*, ulceration]. Ulceration of the uterus.

**Hysteria** (*his-te'-re-ah*) [*ὑστέρα*, womb]. A functional disturbance of the nervous system, supposed by early physicians to be due to a disordered condition of the womb. It is now often considered a neurosis; it is not with certainty known whether it is due to structural alteration in any part of the central nervous system, or to abnormal blood-supply. Paralyzes, impairment of vision, convulsions, sensory disturbances, and psychic manifestations, are usually prominent symptoms. Major and minor types are differentiated. The popular significance of the term is that of feigned disease, but the physician usually considers the affection real. It is more frequently encountered in females than in males. **H.**, Epileptiform, a synonym of *Hystero-epilepsy*. **H.**, Major, hystero-epilepsy. **H.**, Minor, hysteria of a mild form.

**Hysteric**, **Hysterical** (*his-ter'-ik*, *his-ter'-ik-al*) [*ὑστέρα*, womb]. Pertaining to hysteria, *q. v.* Also, pertaining to the womb. **H. Temperature**. See *Thermal Ataxia*.

**H. Breast**, a condition of the breast in neurotic women marked by excessive superficial tenderness, diffuse swelling, constant variation in size and hardness, and by the recurrence of these symptoms at the menstrual epochs. **H. Dyspnea**, intensely rapid



breathing, 50 to 150 respirations per minute, occurring in neurotic individuals, without corresponding alteration of the pulse-rate. **H. Somnolence**, the early stage or lighter form of *H. Trance*. **H. Trance**, a peculiar condition in which the patient sinks into a lethargic, corpse-like condition, lasting from a few hours to several days.

**Hystericism** (*his-ter'-is-izm*) [*ὑστέρα*, womb]. The hysteric diathesis or temperament; proneness to the exhibition of hysteric symptoms.

**Hysterics** (*his-ter'-iks*) [*ὑστέρα*, womb]. A popular term for hysteric or convulsive movements and conditions.

**Hystericephalitis** (*his-ter-e-en-sef-al-i'-tis*) [*ὑστέρα*, womb; *ἐγκέφαλον*, brain; *τις*, inflammation]. Encephalitis and meningitis following repeated attacks of hysteria.

**Hysterionica** (*his-ter-e-on'-ik-ah*) [*ὑστέρα*, womb]. A composite-flowered herb of South America (*H. baylahuen*) of considerable efficacy in the treatment of acute and chronic affections of the respiratory apparatus. It is also a stomachic and intestinal antiseptic of value in the treatment of flatulent dyspepsia. Dose of the fluid extract  $\mathfrak{m}\mathfrak{v}$ - $\mathfrak{xv}$ . Unof.

**Hysteritis** (*his-ter-i'-tis*). See *Metritis*.

**Hysterizable** (*his-ter-iz'-a-bl*) [*ὑστέρα*, womb; *able*, able]. Capable of being thrown into a hysteric condition.

**Hystero-** (*his'-ter-o-*) [*ὑστέρα*, uterus]. A prefix signifying relation to the uterus, or to hysteria.

**Hystero catalepsy** (*his-ter-o-kat'-al-ep-se*) [*ὑστέρα*, womb; *κατάληψις*, catalepsy]. A form of hysteria accompanied by catalepsy.

**Hysterocele** (*his'-ter-o-sēl*) [*ὑστέρα*, uterus; *κήλη*, hernia]. Hernia containing the uterus, or part of it.

**Hysteroceleisis** (*his-ter-o-kli'-sis*) [*ὑστέρα*, womb; *κλείσις*, closure]. The closure of the os uteri by scarifying and suturing the labia; an operation formerly employed in the treatment of vesico-uterine fistula.

**Hystero cyesis** (*his-ter-o-si-e'-sis*) [*ὑστέρα*, womb; *κύσις*, pregnancy]. Uterine pregnancy.

**Hystero cystocele** (*his-ter-o-sis'-to-sēl*) [*ὑστέρα*, womb; *κύστις*, bladder; *κήλη*, hernia]. Hysterocele complicated by cystocele; hernia of the womb and the bladder, or parts of them.

**Hystero-demonopathy** (*his-ter-o-de-mon-op'-ath-e*) [*ὑστέρα*, womb; *δαίμων*, a demon; *πάθος*, disease]. Hysteric demonopathy or demonomania.

**Hystero dynia** (*his-ter-o-din'-e-ah*) [*ὑστέρα*, womb; *δύνη*, pain]. Pain in the womb.

**Hystero-epilepsy** (*his-ter-o-ep'-il-ep-se*) [*ὑστέρα*, womb; *ἐπιληψία*, epilepsy]. A form of hysteria accompanied by convulsions resembling those of epilepsy. Gowers advises the term *hysteroïd* in reference thereto.

**Hystero-epileptogenous** (*his'-ter-o-ep-il-ep-toj'-en-us*) [*ὑστέρα*, womb; *ἐπιληψία*, epilepsy; *γεννᾶν*, to produce]. Producing hysteric epilepsy.

**Hystero genic** (*his-ter-o-jen'-ik*) [*ὑστέρα*, womb; *γεννᾶν*, to beget]. Causing or producing hysteria.

**Hystero genic** (*his-ter-o-jen'-ik*) [*ὑστέρος*, later; *γένεα*, produce, bear]. In biology, applied to intercellular spaces or structures appearing late in the life of a plant. Cf. *Protogenic*.

**Hystero geny** (*his-ter-oj'-en-e*) [*ὑστέρα*, womb; *γεννᾶν*, to produce]. The induction of the hysteric state or paroxysm.

**Hysteroïd** (*his'-ter-oid*) [*ὑστέρα*, womb; *εἶδος*, form]. Resembling hysteria. See *Hystero-epilepsy*. **H. Convulsions**, convulsive movements with hysteric symptoms in various organic diseases of the brain, in epilepsy, and in hydrophobia.

**Hysterolith** (*his'-ter-o-lith*) [*ὑστέρα*, womb; *λίθος*, stone]. Calculus or stone in the womb.

**Hysterolithiasis** (*his-ter-o-lith-i'-as-is*) [*ὑστέρα*, womb; *λίθιασις*, the formation of calculi]. The formation of hysteroliths.

**Hysterology** (*his-ter-ol'-o-je*) [*ὑστέρα*, womb; *λόγος*, science]. The anatomy, physiology, and pathology, of the uterus.

**Hysteroloxia** (*his-ter-o-loks'-e-ah*) [*ὑστέρα*, womb; *λοξός*, oblique]. Oblique displacement or position of the uterus.

**Hysteromalacia** (*his-ter-o-mal-a'-se-ah*) [*ὑστέρα*, womb; *μαλακία*, softness]. Softening of the tissues of the womb.

**Hysteromalacoma** (*his-ter-o-mal-ak-o'-mah*) [*ὑστέρα*, womb; *μαλακός*, soft]. Softening of the womb or of any part of it.

**Hysteromania** (*his-ter-o-ma'-ne-ah*) [*ὑστέρα*, womb; *μανία*, madness]. Hysteric insanity; also, nymphomania.

**Hysterometer** (*his-ter-om'-et-er*) [*ὑστέρα*, womb; *μέτρον*, measure]. An instrument for measuring the length of the intra-uterine cavity.

**Hysterometry** (*his-ter-om'-et-re*) [*ὑστέρα*, womb; *μέτρον*, measure]. The measurement of the womb or of its internal space.

**Hysteromyoma** (*his-ter-o-mi-o'-mah*) [*ὑστέρα*, womb; *μῦς*, muscle; *δύα*, tumor; *pl.*, *Hysteromyomata*]. Myoma or fibro-myoma of the womb.

**Hysteromyomatous** (*his-ter-o-mi-o'-mat-us*) [*ὑστέρα*, womb; *μῦς*, muscle; *δύα*, tumor]. Of the nature of or pertaining to hysteromyoma.

**Hysteromyomectomy** (*his'-ter-o-mi-o-mek'-to-me*) [*ὑστέρα*, uterus; *μῦς*, muscle; *ἐκτομή*, excision]. Removal of a hysteromyomatous growth. Removal of the body or supravaginal portion of the uterus for fibroid tumor.

**Hysteroncus** (*his-ter-ong'-kus*) [*ὑστέρα*, womb; *ὄγκος*, a tumor]. A tumor or swelling of the uterus.

**Hystero neurasthenia** (*his'-ter-o-nu-ras-thē'-ne-ah*) [*ὑστέρα*, womb; *νεῦρον*, nerve; *ἀσθενεία*, weakness]. Neurasthenia resulting from womb-disease.

**Hystero-neurosis** (*his'-ter-o-nu-ro'-sis*) [*ὑστέρα*, womb; *νεῦρον*, nerve; *νόσος*, disease]. A reflex action resulting from irritation of the uterus.

**Hystero-oophorectomy** (*his'-ter-o-o-off-or-ek'-to-me*) [*ὑστέρα*, womb; *ὠόφορος*, egg-bearing; *ἐκτομή*, a cutting out]. The surgical removal of the uterus and ovaries together.

**Hystero-paralysis** (*his-ter-o-par-al'-is-is*) [*ὑστέρα*, womb; *παράλυσις*, palsy]. Paralysis or weakness of the walls of the womb.

**Hysteropathic** (*his-ter-o-path'-ik*) [*ὑστέρα*, womb; *πάθος*, disease]. Of the nature of, or pertaining to, hysteropathy.

**Hysteropathy** (*his-ter-op'-ath-e*) [*ὑστέρα*, womb; *πάθος*, disease]. Any disease or disorder of the womb. Also, hysteria.

**Hysteropathy** (*his-ter-op'-ath-e*) [*ὑστερος*, later; *πάθος*, illness]. Same as *Deuteropathy*.

**Hysteropelexia**, **Hysteropexy** (*his-ter-o-peks'-e-ah*, *his'-ter-o-peks-e*) [*ὑστέρα*, womb; *πήξις*, a fastening]. Abdominal fixation of the uterus by a surgical operation.

**Hystero phore** (*his'-ter-o-for*) [*ὑστέρα*, womb; *φορός*, bearing]. A form of uterine pessary.

**Hystero phrenic** (*his-ter-o-fren'-ik*) [*ὑστέρα*, womb; *φρήν*, the mind]. Opposed to hysterogenic.

**Hystero plegia** (*his-ter-o-ple'-je-ah*) [*ὑστέρα*, womb; *πληγή*, a stroke]. Same as *Hystero-paralysis*.

**Hystero pnia** (*his-ter-op'-niks*) [*ὑστέρα*, womb; *πνίξις*, suffocation]. Globus hystericus.

**Hystero psophy** (*his-ter-op'-so-fe*) [*ὑστέρα*, womb; *ψόφος*, sound, utterance]. The escape of air from the uterus with an audible sound.

**Hystero-psycho**pathy (*his-ter-o-si-kop'-ath-e*) [*ὑστέρα*, womb; *ψυχή*, the mind; *πάθος*, disease]. Mental disorder secondary to disease of the uterus.

**Hysteropsychosis** (*his-ter-o-si-kó'-sis*) [*ὑστέρα*, womb; *ψυχή*, the mind]. Mental disorder associated with uterine disease.

**Hysteroptosis** (*his-ter-op-to'-sis*) [*ὑστέρα*, womb; *πτώσις*, a falling]. Falling of the womb. See *Prolapsus*.

**Hysterorrhaphy** (*his-ter-or'-ra-fē*) [*ὑστέρα*, womb; *ῥαφή*, suture]. The closure of a uterine incision or rent by suture.

**Hysterorrhea** (*his-ter-or'-e'-ah*) [*ὑστέρα*, womb; *ῥοία*, flow]. A discharge from the uterus.

**Hysterorrhexis** (*his-ter-or-eks'-is*) [*ὑστέρα*, womb; *ῥήξις*, rupture]. Rupture of the womb.

**Hysterosalpinx** (*his-ter-o-sal'-píngks*) [*ὑστέρα*, womb; *σάλπιγξ*, pipe]. A Fallopian tube or oviduct.

**Hysteroscope** (*his'-ter-o-skóp*) [*ὑστέρα*, womb; *σκοπεῖν*, to view]. A uterine speculum, with a reflector.

**Hysterspasm** (*his'-ter-o-spazm*) [*ὑστέρα*, womb; *σπασμός*, spasm]. Uterine spasm.

**Hysterostomate** (*his-ter-o-sto'-mat-óm*) [*ὑστέρα*, womb; *στόμα*, mouth; *τομή*, section]. A knife for use in hysterostomatomy.

**Hysterostomatomy**, or **Hysterostomatotomy** (*his-ter-o-sto-mat'-o-me*, or *his-ter-os-to-mat-ot'-o-me*) [*ὑστέρα*, womb; *στόμα*, mouth; *τομή*, section]. Surgical incision of the os uteri, or its enlargement by a cutting operation.

**Hysterotokotomy** (*his-ter-o-to-kot'-o-me*) [*ὑστέρα*,

womb; *τόκος*, birth; *τομή*, section]. Cesarean operation, or delivery through an incision into the womb.

**Hysterotome** (*his'-ter-o-tóm*) [*ὑστέρα*, womb; *τομή*, a cutting]. A hysterotomy-knife or cutting-instrument for use in hysterotomy.

**Hysterotomocia** (*his-ter-o-to-mo-to'-se-ah*) [*ὑστέρα*, womb; *τομή*, cutting; *τόκος*, birth]. An incision into the womb for the removal of a fetus; hysterotokotomy.

**Hysterotomy** (*his-ter-ot'-o-me*) [*ὑστέρα*, womb; *τομή*, section]. 1. Surgical incision of the uterus. 2. Cesarean section. See *Cesarean Operation*.

**Hysterotrachelorrhaphy** (*his-ter-o-tra-kel-or'-ra-fē*) [*ὑστέρα*, womb; *τράχηλος*, neck; *ῥαφή*, suture]. A plastic operation for the restoration of a lacerated cervix uteri.

**Hysterotrachelotomy** (*his-ter-o-tra-kel-ot'-o-me*) [*ὑστέρα*, womb; *τράχηλος*, neck; *τομή*, section]. Surgical incision of the neck of the womb.

**Hystero-traumatism** (*his-ter-o-trau'-mat-izm*) [*ὑστέρα*, womb; *τραῦμα*, wound]. Hysterical symptoms due to or following traumatism.

**Hysterotrismus** (*his-ter-o-triz'-mus*) [*ὑστέρα*, womb; *τρισμός*, a creaking]. Spasm of the uterus.

**Hystriciasis** (*his-tris-i'-as-is*) [*ὑστρίς*, a hedgehog]. A disease of the hair in which the latter "stares" or stands stiffly out like the hair of the hedgehog.

**Hystricismus** (*his-tris-iz'-mus*). See *Ichthyosis hystrix*.

**Hystrix** (*his'-triks*) [*ὑστρίς*, porcupine]. Same as *Ichthyosis hystrix*.

## I.

I. The symbol of Iodin.

**Iamatology** (*i-am-at-ol'-o-je*) [*ιαμα*, remedy; *λόγος*, science]. The science of remedies, or of therapeutics; aceology. Obsolete.

**Iasis** (*i-a'-sis*) [*ιασις*, treatment, cure]. Medical or surgical treatment.

**Iateria**, or **Iatoria** (*i-at-e'-re-ah*, or *i-at-o'-re-ah*) [*ιατηρία*, *ιατορία*, therapeutics]. Therapeutics; the art or practice of medicine.

**Iatraliptic** (*i-at-ra-lip'-tik*) [*ιατρός*, physician; *ἀλείπτειν*, anointing]. Curing by using ointments and frictions. I. Method. Same as *Epidermatic Method*.

**Iatreusiology** (*i-at-ru-se-ol'-o-je*) [*ιάτρευσις*, practice of medicine; *λόγος*, science]. The science of medical or surgical treatment; therapeutics. Obsolete.

**Iatreusis** (*i-at-ru'-sis*) [*ιάτρευσις*, treatment]. Medical or surgical treatment.

**Iatric** (*i-at'-rik*) [*ιατρικός*, medical]. Pertaining to the physician or to the science of medicine.

**Iatro-** (*i-at'-ro-*) [*ιατρός*, physician]. A Greek prefix signifying relation to medicine or to physicians.

**Iatrochemic**, **Iatrochemical** (*i-at-ro-kem'-ik*, *i-at-ro-kem'-ik-al*) [*ιατρός*, physician; *χημεία*, chemistry]. Pertaining to the obsolete chemic school of therapeutics; spagirc.

**Iatrochemist** (*i-at-ro-kem'-ist*) [*ιατρός*, physician; *χημεία*, chemistry]. A follower of iatrochemic or spagirc doctrines.

**Iatrol** (*i'-at-rol*) [*ιατρον*, surgery]. Oxy-iodo-methyl-

anilid; an odorless and non-toxic antiseptic agent, said to be three times as effective, weight for weight, as iodoform. Unof.

**Iatroliptic** (*i-at-ro-lip'-tik*). See *Iatraliptic*.

**Iatology** (*i-at-rol'-o-je*) [*ιατρός*, physician; *λόγος*, science]. The science of medicine; an account of, or treatise on, physicians.

**Iatromathematician** (*i-at-ro-math-em-at-ish'-an*) [*ιατρός*, physician; *μαθηματικός*, a mathematician].

A physician of a 17th century school (chiefly Italian) which ascribed vital activities to the sizes of pores and particles, to friction and consequent retardation, and to other mechanical causes. He asserted that all vital phenomena are mechanical.

**Iatrophysics** (*i-at-ro-fis'-iks*) [*ιατρός*, physician; *φυσικός*, pertaining to nature]. The relation of physics to medicine or the application of physics to disease or therapeutics. The materialistic explanation of disease; applied especially to an obsolete theory of the 17th century, that sought to explain physiologic and therapeutic facts by means of the principles of physics (dynamics and statics).

**Iatrotechnics** (*i-at-ro-tek'-niks*) [*ιατρός*, physician; *τέχνη*, art]. The art of healing.

**Iba** (*e'-bah*) [African]. Gaboon chocolate; a substitute for chocolate from *Iringia gabonensis*, a simarubaceous tree of W. Africa. Unof.

**Icajin** (*ik'-aj-in*) [African, *icaja*]. A poisonous alkaloid derived from an African ordeal-drug called *icaja*.



It somewhat resembles brucin, and is probably derived from some species of *Strophanthus*. Unof.

**Ice** (*is*) [ME., *ise*, ice]. Water in its solid state, to which it is reduced by a temperature of 0° centigrade, or 32° Fahrenheit. **I.-bag**, a bag of waterproof material filled with ice, for application to any part of the body. **I.-cap**, a bladder or rubber cap filled with pounded ice for application to the head in case of congestion. **I.-cot**, a bed cooled by ice, so as to reduce the temperature of the patient. **I.-cradle**, a device that consists in the suspension over a febrile patient in bed, by means of iron frames or barrel-hoops, of a number of zinc buckets kept half-filled with ice and enclosed in a light covering. The patient is covered with a muslin sheet and provision is made for the circulation of pure air in the cradle. The temperature of the patient is to be taken at least every four hours, and if it falls to 100° the apparatus is to be removed. If a sense of chilliness appears hot bottles are to be applied to the feet. **I.-poultice**, or **I.-compress**, an application of broken ice used for local refrigeration.

**Iceland** (*is'-land*) [ME., *ise*, ice; ME., *land*, land]. An island of the Arctic Ocean. **I. Moss**. See *Cetraria*. **I. Spar**, a transparent calcium carbonate, crystallized in rhomboidal prisms. It has the property of dividing and doubly refracting a ray of light.

**Ichor** (*i'-kor*) [*ichōr*, serum, or pus]. An acid and thin puriform discharge from an ulcer or wound.

**Ichoroid**, or **Ichorous** (*i'-kor-oid*, *i'-kor-us*) [*ichōr*, serum, or pus; *eidōs*, like]. Resembling or relating to pus containing serum and disintegrated tissue.

**Ichorrhea** (*i'-kor-e'-ah*) [*ichōr*, pus; *rhoia*, a flow]. A copious flow of ichor.

**Ichorrhemia** (*i'-kor-e'-me-ah*) [*ichōr*, ichor; *aima*, blood]. The presence in the blood of ichorous matter; septicemia; pyemia.

**Ichthiasis** (*ik'-thi'-as-is*). See *Ichthyosis*.

**Ichthidin** (*ik'-thid-in*) [*ichthys*, fish]. A substance resembling lardacein, but obtained from the eggs of cyprinoid fishes.

**Ichthin** (*ik'-thin*) [*ichthys*, fish]. An albuminous substance obtained from the eggs of some fishes, and also from cartilaginous fishes and frogs.

**Ichthulin** (*ik'-thu-lin*) [*ichthys*, a fish; *iln*, matter]. A lardaceous substance, with the percentage composition,  $C_{52.5}H_{58}N_{15}S_4P_{0.6}$ , found in the eggs of fishes and in salmon. It is akin to ichthin and ichthidin.

**Ichthyiasis** (*ik'-the-i'-as-is*). Same as *Ichthyosis*.

**Ichthyic** (*ik'-the-ik*) [*ichthukōs*, of a fish, fishy]. Pertaining to, or resembling, a fish; piscine; ichthyoid; ichthyomorph; ichthyopsidan.

**Ichthyisation** (*ik'-the-is-a'-shun*) [*ichthys*, fish]. In biology the process of intensification of fish-like characters.

**Ichthyocolla** (*ik'-the-o-kol'-ah*) [*ichthys*, fish; *κόλλα*, glue]. Isinglass. The air-bladder of the sturgeon, *Acipenser huso*. It occurs in horny, translucent, white sheets, that form a jelly with hot water. It is the purest form of gelatin, and is used as a food, for clarifying liquids, and as a test for tannic acid. **I., Emplastrum**, court-plaster; it consists of isinglass 10, glycerin 1, alcohol 40, water and tinct. benzoin q. s., spread upon fine white silk bolting-cloth and dried.

**Ichthyography** (*ik'-the-og'-ra-fe*) [*ichthys*, fish; *γράφειν*, to write]. A description of fishes; ichthyology.

**Ichthyoid** (*ik'-the-oid*) [*ichthys*, fish; *eidōs*, form]. Resembling a fish; fish-like.

**Ichthyol** (*ik'-the-ol*) [*ichthys*, fish; *oleum*, oil],  $C_{26}H_{36}S_2Na_2O_6$ . Sodium sulpho-ichthyolate. A preparation obtained from certain varieties of fossiliferous shale occurring in the Tyrolean Alps. It has a characteristic bituminous odor and taste. It is a good antiphlogistic,

and has proved efficient in eczema and psoriasis, and in gynecology. It is used in the form of a 10 to 20 per cent. ointment, as a solution in glycerin, equal parts, or in the pure state. **I., German**. See *Thiol*.

**Ichthyology** (*ik'-the-ol'-o-je*) [*ichthys*, fish; *λόγος*, science]. The science of fishes, their anatomy, distribution, and biology.

**Ichthyomorph** (*ik'-the-o-mor'-fik*) [*ichthys*, a fish; *μορφή*, form]. In biology, having the morphologic characters of a fish; ichthyopsidan.

**Ichthyophagous** (*ik'-the-off'-ag-us*) [*ichthys*, fish; *φαγεῖν*, to eat]. Fish-eating. A word applied to such animals as subsist on fish.

**Ichthyopterygium** (*ik'-the-op-ter-ij'-e-um*) [*ichthys*, a fish; *πτερόν*, a wing or fin]. The fore-limb or hind-limb of a vertebrate, modified as a fin.

**Ichthyosis** (*ik'-the-o'-sis*) [*ichthys*, fish; *νόσος*, disease]. *Xeroderma ichthyoides*, *Ichthyosis vera*, *fish-skin disease*; a congenital skin-disease, usually involving the entire surface of the body, aggravated by cold, and characterized by extreme dryness of the skin and by the development of epidermal plates coarsely resembling the scales of a fish, and forming in some cases verrucous growths, sessile and pedunculated, freely projecting from the surface. **I. congenita**. See *Seborrhea squamosa neonatorum*. **I. follicularis**, a form in which the sebum and epithelium are heaped up around the orifices of the hair-follicles; it is especially seen upon the extensor surfaces of the arms and legs. **I. hystrix**; *Hystrixismus*; a rare skin-disease characterized by warty-looking growths, consisting of elongated and hypertrophied papillae, covered by greatly thickened, dark-brown, horny epidermis, and forming flat-topped or pointed, spinous projections. These are grouped together to form patches, often unilateral and distributed along the course of cutaneous nerves. They are seldom present on the face. Usually they offer no subjective symptoms. **I. lingua**, an acquired affection of the tongue in which it becomes dry and scaly. **I. nacrée**. See *I. simplex*. **I. nigricans**. See *I. simplex*. **I. nitida**. See *I. simplex*. **I. palmæ vel palmaris et plantaris**, the exceptional form confined solely to the palms and soles. **I. sauroderma**. See *I. simplex*. **I. scutellata**. See *I. simplex*. **I. sebacea**. Synonym of *Seborrhea*. **I. sebacea cornea**. See *Darier's Disease*. **I. serpentina**. See *I. simplex*. **I. simplex**, the common form of ichthyosis in which the whole surface has a tessellated appearance, from being covered with large, angular, dirty-white, finely corrugated, papery scales that are adherent, and therefore slightly depressed in the center (*I. scutellata*), while the edges are detached, transparent, and shining (*I. nacrée* or *I. nitida*). In still higher grades the scales adhere together to form thin plates, and being of a greenish tint, resemble a serpent's skin (*I. serpentina*); when there are still thicker plates, the appearance of a crocodile hide is produced (*I. sauroderma*). The older the plates the darker they become, so that they may vary from olive-green to black (*I. nigricans*). The hair is dry, harsh, and dull-looking, and the scalp branny; the nails may be pitted and brittle. Itching is frequent. Warmth ameliorates the condition by favoring sweating. **I. spinosa**, a form of *I. hystrix*, in which the scales are spiny. **I. vera**. See *Ichthyosis*.

**Ichthyotic** (*ik'-the-ot'-ik*) [*ichthys*, fish]. Relating to or affected with ichthyosis.

**Ichthyotomy** (*ik'-the-ot'-o-me*) [*ichthys*, a fish; *τομή*, a cutting]. The dissection or anatomy of fishes.

**Ichthyotoxium** (*ik'-the-o-toks'-ik-um*) [*ichthys*, fish; *τοξικόν*, poison]. A name loosely given to poisoning

from eating the flesh of certain fish, and also to the poisonous principle. It may be a natural poisonous principle, or the result of putrefactive fermentation of the substance of the fish. It is probably a ptomaine.

**Ichthyismus** (*ik-thi'-mus*) [*ἰχθύς*, fish]. Poisoning by shell-fish and other fish. It is due to the absorption of a poison known as *mytilotoxin*, that exists chiefly in the liver of the mussel. The symptoms are numbness and coldness, apyrexia, dilated pupils, rapid pulse, and death from collapse, at times within two hours.

**Ichthyotoxin** (*ik-the-toks'-in*) [*ἰχθύς*, fish; *τοξικόν*, poison]. A poisonous substance obtained from the blood-serum of eels.

**Icica** (*is'-ik-ah*) [S. Am.]. A genus of amyridaceous trees, mostly of tropical America. Varieties of elemi, caranna and tacamahac are produced by trees of this genus. Unof.

**Icmacratia** (*ik-mak-ra'-she-ah*) [*ἰκμάς*, moistness; *ἰκμαρία*, weakness]. 1. Inability to retain the fluids of the body. 2. Depraved or enfeebled state of the bodily fluids or humors. Obsolete.

**Icmastic** (*ik-mas'-tik*) [*ἰκμάς*, fluid]. Relating to the fluids or humors of the body.

**Icon** (*i'-kon*) [*εἰκών*, image]. An image or model.

**Iconography** (*i-kon-og'-ra-fe*) [*εἰκών*, image; *γράφειν*, to write]. A description by means of pictorial illustration.

**Icosander** (*i-ko-san'-der*) [*ἰκοσι*, twenty; *ἄνθρωπος*, male]. In biology, a plant having twenty or more perigynous stamens.

**Icterepatitis** (*ik-ter-ep-at-i'-tis*) [*ἰκτερός*, jaundice; *ἥπαρ*, liver; *τις*, inflammation]. Inflammation of the liver attended with jaundice.

**Icteric** (*ik-ter'-ik*) [*ἰκτερικός*, pertaining to jaundice]. Pertaining to jaundice.

**Icterine** (*ik'-ter-in*) [*ἰκτερός*, jaundice]. Yellow, or with yellow marks.

**Icteritia** (*ik-ter-ish'-e-ah*) [L.]. 1. Same as *Icterus*. 2. Discoloration of the skin.

**Icteritious** (*ik-ter-ish'-us*) [*icteritia*, jaundice]. Affected with icterus or ictertia.

**Icteroide** (*ik'-ter-oid*) [*ἰκτερώδης*, jaundiced]. Icteroide.

**Icteroïd** (*ik'-ter-oid*) [*ἰκτερός*, jaundice; *εἶδος*, form]. Resembling or having the nature of jaundice.

**Icterophthisis** (*ik-ter-off'-this-is*) [*ἰκτερός*, jaundice; *φθίσις*, wasting]. Pulmonary tuberculosis with yellow discoloration of the skin.

**Icterus** (*ik'-ter-us*) [*ἰκτερός*, jaundice]. Jaundice, *q. v.*

**I. gravis, Acute Yellow Atrophy of the Liver.** A rare disease of the liver in which there is a rapid wasting of the liver-substance, with marked jaundice, and death. It may be either primary or secondary. Associated with the jaundice are headache and marked cerebral symptoms, hemorrhage from the mucous surfaces, and rise of temperature. The urine contains leucin and tyrosin. The liver is much reduced in weight, flattened, soft, its capsule wrinkled; microscopically there is an extensive destruction of the liver-cells, due to fatty degeneration. The disease occurs most frequently in females, and in early adult life. The primary form of the disease is usually encountered in pregnancy and during the puerperium. The secondary form may follow other morbid conditions of the liver, and phosphorus-poisoning. **I., Hematogenic.** See *Jaundice*. **I., Hepatogenic.** See *Hepatogenic*. **I. neonatorum**, that which is sometimes observed in an infant during the first few days after birth; it is possibly an indirect result of tying the umbilical cord, or may be due to a breaking-down of the red blood-corpuscles from exposure to cold. **I., Urobilin**, a form of jaundice, so called, due to the production in the body of an excess of urobilin by oxidation of the bile-pig-

ments. The skin and conjunctivæ are colored yellow, the urine dark-brown, but no true jaundice exists.

**Ictus** (*ik'-tus*) [L., a stroke]. A sudden or unforeseen attack. **I. epilepticus**, an epileptic fit. **I. paralyticus**, a paralytic stroke. **I. solis**, sunstroke.

**Id** [*idus*, the dividing or division]. In biology, according to Weismann's theory of the germ-plasm, a vital unit of the third degree, having a definite structure of determinants, which in their turn are made up of biophores; an "ancestral germ-plasm," or unit containing all the primary constituents of the species. Each *id* represents an individuality, and is probably identical with the "microsome" of the nuclear rod. Cf. *Idioplasm*; *Idant*.

**-id, or ide** (*id*) [*idus*, a term]. A suffix used in chemistry to denote a combination of two elementary substances.

**Idant** (*i'-dant*) [*idus*, the dividing or division]. In biology, according to Weismann's theory of the germ-plasm, a vital unit of the fourth degree; a group of *ids*, differing from the latter in not being perfectly invariable quantities, but only relatively constant, their constitution being modified from time to time, so that the *ids* which previously belonged to the *idant* A may later take part in the composition of the *idant* B or C. A *chromosome* (*chromatosome*) or *nuclear rod*, composed of *vital units* or *ancestral plasms*, termed *ids* or *microsomata* (*microsomes*).

**-ide** [*εἶδος*, resembling in form]. A suffix denoting resemblance to the object with the name of which the designated body is combined.

**Idea** (*i-de'-ah*) [*ιδέ*, *idéa*, form or semblance]. A mental representation of something perceived. **I.-chase**, a condition in acute mania in which disconnected ideas and fancies flow rapidly through the mind. It is a term much used by German authors. **I., Fixed**, that form of mania in which one dominant idea controls all actions. **I., Imperative**, a morbid idea or insane suggestion imperiously demanding notice, the patient often being painfully conscious of its domination over his will.

**Ideation** (*i-de-a'-shun*) [*idéa*, form or semblance]. The formation of a mental conception; the cerebral action by which, or in accord with which, an idea is formed.

**Identical** (*i-den'-tik-al*) [*identicus*, the same]. The same. **I. Points**, corresponding points of the two retinæ, or the two positions in normal eyes where the image of an object is focused upon the retinæ.

**Identism** (*i-den'-tizm*) [*idem*, the same]. The theory that chancre, chancroid, and gonorrhea are due to one and the same poison or virus.

**Identist** (*i-den'-tist*) [*idem*, the same]. A term applied to one who believes in the identity of certain diseases, *e. g.*, that gonorrhea and hard and soft chancre are due to the same specific virus, or that typhus and typhoid fevers are identical.

**Identity** (*i-den'-tite*) [*idem*, the same]. Absolute sameness. **I., Personal**, one's personal existence; the continuity of one's state as a person; the reality of the existence of any person; *in law*, the fact of one being the person he is assumed to be; that which is commonly proved by the establishment of similarity or sameness of age, sex, physical characteristics, marks, and peculiar habits.

**Ideo-dynamism** (*i-de-o-di'-nam-izm*) [*idéa*, idea; *δύναμις*, force]. The domination of an idea; the control exercised by a suggested idea over the subsequent acts of a person who is, or has been, hypnotized.

**Ideomotion** (*i-de-o-mo'-shun*) [*idéa*, idea; *motio*, a moving]. Motion or action due to some idea, and neither purely voluntary nor reflex.



**Ideo-motor** (*i-de-o-mo'-tor*) [*idea*, a mental image; *move*, to move]. Pertaining conjointly to ideation and movement. **I. Center**, that part of the gray matter which, influenced by ideation, excites muscular movement. **I. Movements**, unconscious movements, due to impulses of the mind when the attention is otherwise absorbed.

**Ideopegma** (*i-de-o-peg'-mah*) [*idea*, idea; *πῆγμα*, a thing fixed: *pl.*, *Ideopegmata*]. A fixed or dominant idea that colors all the thoughts of the patient and thus creates a monomania.

**Ideophrenia** (*i-de-o-fre'-ne-ah*) [*idea*, form; *φρήν*, mind]. Insanity with marked perversion of ideas.

**Ideophrenic** (*i-de-o-fren'-ik*) [*idea*, form; *φρήν*, mind]. Relating to, or marked by, ideophrenia.

**Ideoplastic** (*i-de-o-plas'-tik*) [*idea*, idea; *πλάσσειν*, to form]. Giving shape to the ideas; that stage of hypnotism in which the idea impressed on the brain of the subject is translated into action.

**Ideosynchysia**, or **Ideosynchysis** (*i-de-o-sin-ki'-ze-ah*, or *i-de-o-sin'-kis-is*) [*idea*, idea; *σύνχυσις*, a pouring together]. Confusion of ideas; delirium.

**-ideus** (*-id'-e-us*) [*idios*, one's own]. A suffix having the sense of possession or ownership.

**Idianoia** (*id-e-an-oi'-ah*) [*idios*, own, peculiar; *νόος*, mind]. Same as *Idiocy*.

**Idiempresis** (*id-e-em-pre'-sis*) [*idios*, own; *ἐμπρησις*, burning]. Spontaneous combustion. Also, spontaneous inflammation.

**Idio-** (*id'-e-o-*) [*idios*, own]. A prefix signifying individual peculiarity.

**Idiobiology** (*id-e-o-bi-ol'-o-je*) [*idios*, peculiar; *βίος*, life; *λέγειν*, to speak]. The physiology of any particular organized body, as opposed to *Biontology*, *q. v.* (J. Aitken Meigs.)

**Idioblast** (*id'-e-o-blast*) [*idios*, peculiar; *βλαστός*, offshoot]. In biology, a histologic cell having a character different from that of the surrounding cells, owing to a difference either in its form or its contents, *e. g.*, the stellate hair in the interior of the tissue of *Λγμ-φίσεα* (Sachs).

**Idiocrasy** (*id-e-ok'-ras-e*) [*ιδιοκρασία*: *idios*, own; *κράσις*, mixture]. Same as *Idiosyncrasy*.

**Idioctonia** (*id-e-ok-to'-ne-ah*) [*idios*, own; *κτόνος*, killing]. Self-murder; suicide.

**Idiocy** (*id'-e-o-se*) [*ιδιώτης*, a private person]. A condition of mental deficiency, usually accompanied by physical degeneracy. It is characterized by a peculiar coarse, brutal, and cunning nature, with marked physical peculiarities. It is more common in males than in females. **I. of Deprivation**, that in which from birth there is a loss of two or more of the senses, with consequent lack of external impressions. **I., Eclampsic**, that following infantile convulsions. Fourteen per cent. of cases of idiocy are said to be of this origin. **I., Epileptic**, that associated with epilepsy. Such cases are the subjects of epileptic convulsions through life. **I., Ethnic**, a characteristic of certain idiocies of the Caucasian race, in which individuals are seen who present a kind of mimicry of various other races of mankind. Among the types of genetous idiocy thus characterized, writers have described the *American-Indian* type, the *Ethiopian* or *negroid*, the *Kalmuck*, the *Malayan*, and the highly characterized *Mongolian* type, which includes about ten per cent. of all cases of idiocy. **I., Genetous**, those cases in which, although the causation is indefinite, the condition dates from fetal life. **I., Hydrocephalic**, that dependent upon hydrocephalus. **I., Inflammatory**. See *I., Traumatic*. **I., Microcephalic**, that associated with smallness of the head. A circumference less than eighteen inches implies

idiocy. **I., Paralytic**, that from paralysis following injury before or after birth. **I., Traumatic**, that due to injury during labor or in early childhood.

**Idioderma** (*id-e-o-der'-mah*). Same as *Dermatitis tuberosa*.

**Idiodinic** (*id-e-o-din'-ik*) [*idios*, one's own; *δίνος*, rotation, a round area, taken in the sense of "pore"]. In biology, applied to animals that bring forth or reproduce by means of a special genital pore.

**Idio-electrics** (*id'-e-o-e lek'-triks*) [*idios*, own; *ἤλεκτρον*, amber]. A name formerly applied to such bodies as amber, resin, or glass, which are readily electrified by friction, and which were then supposed to be electric in themselves.

**Idioglossia** (*id-e-o-glos'-e-ah*) [*idios*, own, peculiar; *γλῶσσα*, tongue]. Extremely defective utterance, but one in which the same sound is used to express the same idea, even though the sounds used belong to no known language.

**Idiologism** (*id-e-ol'-o-jizm*) [*idios*, own; *λόγος*, utterance]. A characteristic expression or form of utterance peculiar to any person, especially to an insane person.

**Idiometritis** (*id-e-o-me-tri'-tis*) [*idios*, own; *μήτρα*, womb; *ιτις*, inflammation]. Inflammation of the parenchymatous substance of the womb.

**Idiomiasma** (*id-e-o-mi-az'-mah*) [*idios*, own; *μίασμα*, stain, defilement: *pl.*, *Idiomiasmata*]. A term for any noxious exhalation from the body.

**Idiomology** (*id-e-o-mol'-o-je*) [*ιδίωμα*, a peculiar phraseology, idiom; *λέγειν*, to speak]. The study of the peculiarities of speech of various races.

**Idio-muscular** (*id-e-o-mus'-ku-lar*) [*idios*, own; *musculus*, muscle]. Peculiar to muscular tissue; not involving any nerve-stimulus or any function of the organism, except those of the muscle itself. **I. Contraction**, the contraction of a fatigued or tired muscle under certain conditions of extraneous stimulus.

**Idioneurosis** (*id-e-o-nu-ro'-sis*) [*idios*, own; *νεῦρον*, a nerve; *νόσος*, disease]. An affection due to some disturbed or abnormal condition of the nerves supplying the affected part; a simple and uncomplicated neurosis.

**Idionym** (*id'-e-o-nim*) [*idios*, own; *ὄνυμα*, name]. A term restricted in its application to a particular organ.

**Idiopathic** (*id-e-o-path'-ik*) [*idios*, own; *πάθος*, disease]. Not consequent or dependent upon another disease, or known or recognized cause. The antithesis of sympathetic, deuteropathic. **I. Dysmenorrhea**, painful menstruation unassociated with organic lesion or displacement.

**Idiopathy** (*id-i-op'-ath-e*) [*idios*, own; *πάθος*, disease]. **1.** An idiopathic disease or condition. **2.** The fact or quality of being idiopathic.

**Idiophrenic** (*id-e-o-fren'-ik*) [*idios*, own; *φρήν*, mind]. Due to disease of the brain; a term used to designate certain forms of insanity.

**Idioplasm** (*id'-e-o-plazm*) [*idios*, peculiar; *πλάσμα*, a thing formed]. In biology, a term introduced by Nägeli for a special hereditary reproductive substance not contained in the body of the cell, but in the *chromosomes* of the nucleus, controlling and determining the actual characters of the particular cell, and also those of all of its descendants. Each idioplasm is composed of several or many *ids* (*q. v.*), which are capable of growth and multiplication by division; although much smaller in bulk than the rest of the living substance of the cell or body (*trophoplasm*), idioplasm is the active element in the process of formation, and determines the detailed construction of the trophoplasm, which is the passive element. **I., Accessory** (*Neben-idioplasm*), a special, minute group of "supple-

- mentary determinants" enclosed within the id in the neighborhood of the determinants which control the cell in question, and rendering the cell capable of regeneration of tissues other than that of which it is a component. **I., Bone**, that form of idioplasm which contains the determinants of bone-cells. Cf. *Germ-plasm*. **I., Nägeli's**. See *Heredity*.
- Idiopsychology** (*id-e-o-si-kol'-o-je*) [*idios*, own; *ψυχή*, soul]. Psychology based upon introspective study of one's own mental acts. Cf. *Heteropsychology*.
- Idioretinal** (*ia-e-o-ret'-in-al*) [*idios*, own; *retina*, retina]. Peculiar or proper to the retina.
- Idiospasm** (*id'-e-o-spazm*) [*idios*, own; *σπασμός*, spasm]. A spasm or cramp confined to one part.
- Idiospastic** (*id-e-o-spas'-tik*) [*idios*, one's own; *σπαστικός*, stretching]. Pertaining to *Idiospasm*.
- Idiosthenia** (*id-e-o-sthe'-ne-ah*) [*idios*, one's own; *σθένος*, strength]. Having innate or spontaneous strength or power.
- Idiosyncrasy** (*id-e-o-sin'-kra-se*) [*ιδιοσύγκρασις*, peculiarity of temperament]. Any special or peculiar characteristic or temperament by which a person differs from other persons of ordinary habits. **I., Hemorrhagic**. See *Hemophilia*. **I., Imaginary**, a hysteric aversion to certain foods or medicines. **I., Olfactory**, a perversion of the sense of smell.
- Idiosyncratic** (*id-e-o-sin-kra'-ik*) [*ιδιοσύγκρασις*, peculiarity of temperament]. Pertaining to idiosyncrasy.
- I. Coryza**, a synonym of *Hay-fever*.
- Idiot** (*id'-e-ot*) [*ιδιώτης*, a private person]. A person of imperfect, deficient or arrested mental development, either congenital or due to causes arising soon after birth. **I. savant**, an idiot who has a considerable or even remarkable mental development in certain directions, as in musical art, in mathematics, in memory, or in mechanical ingenuity.
- Idiotcy** (*id'-e-ot-se*), **Idiotism** (*id'-e-ot-izm*), **Idiotry** (*id'-e-ot-ry*) [*ιδιώτης*, a private person]. Idiotcy, *q. v.*
- Idiothalamous** (*id-e-o-thal'-am-us*) [*ιδίος*, one's own; *θάλαμος*, a room]. In biology, applied to such lichens as have certain parts of a different character from the thallus.
- Idiotia** (*id-e-o'-she-ah*) [*ιδιωτεία*, the condition of an idiot]. A state of idiotcy; idiotism.
- Idolum** (*id-o'-lum*) [*εἰδωλόν*, an image]. An illusion or hallucination.
- Idrodermia** (*id-ro-der'-me-ah*) [*ιδρώς*, sweat; *δέρμα*, skin]. An affection of the sudoriferous glands of the body.
- Idromania** (*id-ro-ma'-ne-ah*) [*ἰδώρα*, water; *μανία*, mania]. Hydromania; insane desire for water, or to commit suicide by drowning.
- Idrosadenitis** (*id-ros-ad-en-i'-tis*). See *Hidrosadenitis*.
- Idrosis** (*id-ro'-sis*). See *Hidrosis*.
- Idryl** (*id'-ril*). See *Fluoranthene*.
- Igasuric Acid** (*ig-as-u'-rik*) [Malay, *igasur*; *ignatia*]. An acid occurring in *St. Ignatius'* bean, and certain other plants containing strychnin.
- Igasurin** (*ig-as-u'-rin*) [Malay, *igasur*; *ignatia*]. An alkaloid from *ignatia*, said to be more poisonous than brucin. Its existence as a definite compound has been denied.
- Ignatia** (*ig-na'-she-ah*) [from *Ignatius*, the founder of the Jesuits: *gen.*, *Ignatie*]. *St. Ignatius'* bean. The seed of *Strychnos ignatii*, with properties due to the alkaloids *strychnin* and *brucin*, of which the plant contains of each about 1 per cent. It is said by some to contain igasurin, *q. v.* Its therapeutic effects are similar to those of *nuxvomica*, *q. v.* It is recommended in hysteria, and is highly efficient in controlling the functions of the cerebro-spinal axis. **I., Abstractum**. Dose gr. ss-j. **I., Tinct.**, contains 10 per cent. of the drug. Dose m-j-x.
- Ignavia** (*ig-na'-ve-ah*) [L.]. Sluggishness; abnormal slowness of function.
- Ignipuncture** (*ig-ne-punk'-tūr*) [*ignis*, fire; *punctura*, puncture]. A method of cauterization employed in the treatment of certain forms of hypertrophy by the introduction of platinum needles heated to whiteness by the electric current.
- Ignis** (*ig'-nis*) [L.]. Fire. Combustion distinguished by rapid oxidation. **I. actualis**, actual cautery. **I. fatuus**, the phenomenon known as Jack o' Lantern, Will o' the Wisp, etc. **I. sacer**, an obsolete name for erysipelas. See *Anthrax* and *Herpes zoster*. **I. sancti Antonii**, *Saint Anthony's Fire*, a common name for erysipelas.
- Ignition** (*ig-nish'-un*) [*ignis*, fire]. The process of heating solids, especially inorganic compounds, until all volatile matter has been driven off.
- Ihering's Line**. See *Lines*, *Table of*.
- Ihle's Paste**. A modification of Lassar's paste. It is composed of resorcin, gr. 10 to 60; lanolin, vaselin, oxid of zinc, and powdered starch, each, 2 drams. It is used in eczema.
- Ikota** (*ik-o'-tah*) [Siberian]. A form of religious and hysteric mania, prevailing among the women of Siberia.
- Ileac** (*il'-e-ah*) [*εἰλεω*, to roll]. Pertaining to the ileum. **I. Passion**, an ailment characterized by severe griping pains and vomiting of fecal matter, together with spasm of the abdominal muscles.
- Ileadelphus** (*il-e-ad-el'-fus*) [*εἰλεω*, to roll; *ἀδελφός*, a brother]. A monstrosity double from the pelvis downward.
- Ileitic** (*il-e-il'-ik*) [*εἰλεω*, to roll; *ιτις*, inflammation]. Pertaining to or affected with ileitis.
- Ileitis** (*il-e-i'-tis*) [*εἰλεω*, to roll; *ιτις*, inflammation]. Inflammation of the ileum.
- Ileo-** (*il'-e-o-*) [*εἰλεω*, to roll]. A prefix signifying connection or relation to the ileum. **I.-cecal**, pertaining or belonging to both ileum and cecum. **I.-c. Fossa**, a depression in the lower part of the small intestine at the base of the vermiform process. **I.-c. Valve**, a valve consisting of two folds of mucosa that guards the passage between the ileum and cecum. **I.-costalis**. See *Muscles*, *Table of*. **I.-lumbar**, pertaining to the ileum and the lumbar region. **I.-l. Ligament**. See *Ligament*. **I.-typhoid**, a synonym for typhoid or enteric fever.
- Ileo-cleisis** (*il-e-o-klit'-sis*) [*εἰλεω*, to roll; *κλείειν*, to lock]. Obstruction or closure of the ileum.
- Ileo-colic** (*il-e-o-kol'-ik*) [*εἰλεω*, to roll; *κόλον*, colon]. Pertaining conjointly to the ileum and the colon. **I.-c. Valve**. Same as *Ileocecal Valve*.
- Ileo-colitis** (*il-e-o-ko-li'-tis*) [*εἰλεω*, to roll; *κόλον*, colon; *ιτις*, inflammation]. Inflammation of the lower part of the ileum and the colon. It is commonly known as intestinal catarrh.
- Ileo-colostomy** (*il-e-o-ko-lot'-to-me*) [*εἰλεω*, to roll; *κόλον*, colon; *στόμα*, mouth]. The surgical establishment of an artificial communication between the ileum and the colon.
- Ileo-colotomy** (*il-e-o-ko-lot'-o-me*) [*εἰλεω*, to roll; *κόλον*, colon; *τέμνειν*, to cut]. A surgical operation upon the ileum and the colon.
- Ileodidcliditis** (*il-e-o-dik-lid-i'-tis*) [*εἰλεω*, to roll; *διδκλῖς*, valve; *ιτις*, inflammation]. Inflammation of the ileocecal valve.
- Ileo-ileostomy** (*il-e-o-il-e-os'-to-me*) [*εἰλεω*, to roll; *εἰλεω*, to roll; *στόμα*, mouth]. The surgical operation of establishing an artificial communication between two different parts of the ileum.
- Ileology** (*il-e-o'-o-je*) [*εἰλεω*, to roll; *λόγος*, science]. The anatomy, physiology, and pathology of the ileum.



**Ileopisolitis** (*il-e-o-pis-o-li'-tis*) [*εἰλεῖν*, to roll; *pisum*, a pea; *ιτις*, inflammation]. Inflammation of Peyer's patches or glands.

**Ileoproctostomy** (*il-e-o-prok-tos'-to-me*) [*εἰλεῖν*, to roll; *πρωκτός*, rectum; *στόμα*, mouth]. The surgical establishment of an artificial communication between the ileum and the rectum.

**Ileorectostomy** (*il-e-o-rek-tos'-to-me*). See *Ileoproctostomy*.

**Ileos** (*il'-e-os*). See *Ileus*.

**Ileostomy** (*il-e-os'-to-me*) [*εἰλεῖν*, to roll; *στόμα*, mouth]. The surgical establishment of a passage through the abdominal wall into the ileum, or from the ileum to some other hollow organ.

**Ileotyphus** (*il-e-o-ti'-fus*) [*εἰλεῖν*, to roll; *τύφος*, smoke]. Enteric or typhoid fever.

**Ileum** (*il'-e-um*) [*εἰλεῖν*, to roll]. The lower portion of the small intestine. It receives its name from its peristaltic movement.

**Ileus** (*il'-e-us*) [*εἰλέος*; *εἰλεῖν*, to roll]. Same as *Ileac* or *Iliac Passion*; *volvulus*. **I. inflammatorius**. Synonym of *Acute Intestinal Catarrh*. **I. spasmodicus**. Synonym of *Enteralgia*.

**Ilex** (*il'-eks*) [*L.*, the holm-oak]. A genus of aquifoliaceous trees and shrubs of many species; the hollies. **I. aquifolium**, common European holly; the bark and leaves have medicinal uses. **I. cassine**. See *Cassena*. **I. opaca**, American holly; it has the properties of *I. aquifolium*. **I. glabra**, and **I. verticillata**, of the U. S., are tonic, febrifuge, and astringent. See also *Maté*. All unof.

**Ilia** (*il'-e-ah*) [*L.*: *pl. of Ilium*]. The iliac bones; the flanks or loins.

**Iliac** (*il'-e-ak*) [*ilia*, the flanks]. Pertaining to the ilium or to the flanks. **I. Aneurysm**, one occurring at the groin. **I. Artery**. See *Arteries*, *Table of*. **I. Crest**, the upper free margin of the ilium to which the abdominal muscles are attached. **I. Fascia**. See *Fascia*. **I. Fossa**. See *Fossa*. **I. Muscle**. See *Muscles*, *Table of*. **I. Region**, one of the regions into which the abdomen is conventionally divided. See *Abdomen*.

**Iliaco-** (*il-i'-ak-o-*) [*ilia*, the loins]. A prefix signifying relation to the loins. **I.-femoral**, relating to the ilium and the femur. **I.-trochanteric**, relating to the ilium and the great trochanter of the femur.

**Iliacus** (*il-i'-ak-us*). See *Muscles*, *Table of*.

**Iliadelphus** (*il-e-ad-el'-fus*) [*ilia*, flanks; *ἀδελφός*, brother]. A monstrosity double from the pelvis upward.

**Ilicin** (*il'-is-in*) [*ilex*, the holm-oak]. A crystalline febrifugal principle from the leaves of *Ilex aquifolium*.

**Ilien** (*il'-e-en*) [*ilia*, the loins]. Belonging to the ilium in itself.

**Ilio-** (*il'-e-o-*) [*ilium*, the ilium]. A prefix to denote relation to or connection with the ilium. **I.-capsularis**, a muscle occasionally found in man, originating at the anterior inferior spine of the ilium and inserted into the ilio-femoral ligament. See *Muscles*, *Table of*. **I.-femoral**, pertaining conjointly to the ilium and the femur. **I.-f. Crease**. See *Crease*. **I.-f. Ligament**, an inverted V-shaped ligament extending obliquely across the hip-joint, from the anterior inferior spine of the ilium to the trochanters of the femur, preventing over-extension of the joint. **I.-f. Triangle**, a triangle of which the base is a line drawn from the summit of the great trochanter to the anterior superior spine of the ilium, and the apex is formed by lines drawn backward from the anterior superior spine and upward from the summit of the trochanter. See *Triangles*, *Table of*. **I.-hypogastric**, pertaining conjointly to

the ilium and the hypogastrium. **I.-h. Nerve**. See *Nerves*, *Table of*. **I.-inguinal**, pertaining to the ilium and the groin. **I.-i. Nerve**. See *Nerves*, *Table of*. **I.-lumbar**, pertaining conjointly to the ilium and the loins. **I.-l. Artery**, a branch of the posterior division of the internal iliac artery, supplying the iliacus, and also the psoas and quadratus lumborum muscles. See *Arteries*, *Table of*. **I.-l. Muscle**, that part of the quadratus lumborum muscle that is inserted into the tips of the processes of the lumbar vertebrae. See *Muscles*, *Table of*. **I.-pectineal**, pertaining conjointly to the ilium and the pubes. **I.-p. Ligament**, that part of the iliac fascia by which Poupart's ligament and the sheath of the crural vessels are attached to the os pubis. **I.-p. Line**, the ridge reaching from the spine of the os pubis to the auricular surface of the ilium. See *Lines*, *Table of*. **I.-pelvic**, pertaining conjointly to the ilium and the pelvis. **I.-p. Abscess**, suppuration sometimes occurring over the iliacus muscle during labor, and commonly due to the laceration of muscular fibers. **I.-perineal**, relating to the ilium and the perineal region. **I.-polymelius**, a monstrosity with supernumerary limbs attached to the ilium. **I.-psoas**, pertaining conjointly to the ilium and the loins. **I.-p. Muscle**. See *Muscles*, *Table of*. **I.-pubic**, relating to both ilium and pubes. **I.-spinal**, relating to the ilium and the spinal column. **I.-tibial**, pertaining to or connecting the ilium and the tibia. **I.-t. Band**, a thickened portion of the fascia lata extending from the outer tuberosity of the tibia to the iliac crest. **I.-trochanteric**, pertaining to the ilium and a trochanter.

**Ilium** (*il'-e-um*) [*L.*]. The upper part of the *os innominatum*. The haunch-bone.

**Ilixanthin** (*il-iks-an'-thin*) [*ilex*, holly; *ξανθός*, yellow],  $C_{17}H_{22}O_{11}$ . A yellow crystalline coloring-matter found in holly. The crystals melt at 198° C., and are soluble in hot water and alcohol.

**Ill** (*il*) [*ME.*, *ille*, ill]. Sick; diseased; unwell.

**Illacrimation** (*il-lak-rim-a'-shun*) [*illacrimatio*; *in*, on; *lacrima*, a tear]. Same as *Epiphora*.

**Il্লাqueation** (*il-lak-we-a'-shun*) [*illaqueare*, to ensnare]. A method of changing the direction of misplaced cilia, by withdrawing them, by a noose, through an opening in the adjacent tissue of the lid.

**Illegitimacy** (*il-e-jit'-im-a-se*) [*in*, not; *legitimus*, according to law]. The condition of being unlawful, or not legitimate.

**Illegitimate** (*il-e-jit'-im-at*) [*in*, not; *legitimus*, according to law]. Not in accordance with statutory law. **I. Child**, one born out of lawful wedlock; a bastard.

**Illequation** (*il-e-kwa'-shun*). See *Il্লাqueation*.

**Illicium** (*il-is'-e-um*) [*illicere*, to entice]. Star Anise. The fruit of *Illicium anisatum*, with properties due to a volatile oil identical with oil of anise. *Illicium* is properly the name of a genus of magnoliaceous trees and shrubs. **I. floridanum**, of the Gulf States, has poisonous leaves. **I. religiosum**, of Asia, is said to be highly poisonous. **I. verum**, is said to yield the star anise of commerce. Unof.

**Illness** (*il'-nes*) [*ME.*, *ille*, ill]. Sickness; disease; an attack of disease.

**Illumination** (*il-oo-min-a'-shun*) [*illuminare*, to make light]. A light produced by a luminous body, and reflected by surrounding objects. In photometry, the unit of intensity of illumination is that given by a standard candle at a distance of one foot. **I., Dark-ground**, in microscopy, a condition in which the object appears self-luminous on a dark background. This occurs when the rays of light are too oblique to enter the front lens of the objective, except such as

- are reflected or refracted from the object itself. **I. of Eye**, the lighting up of the interior of the eye by means of the ophthalmoscopic mirror. **I., Oblique**, in microscopy, an illumination produced by throwing the rays of light upon an object at any angle of inclination. In ophthalmology, oblique illumination of the cornea consists in focusing a pencil of rays obliquely upon the part.
- Illuminator** (*il-oo'-min-a-tor*) [*illuminare*, to make light]. In microscopy, an optic apparatus for concentrating light. **I., Abbè**, an illuminating apparatus for the microscope designed by Professor Abbè. *Abbè's Condenser*.
- Illuminism** (*il-oo'-min-izm*) [*illuminare*, to make bright]. Insane exaltation; especially exaltation with belief in one's communion or direct intercourse with supernatural or heavenly beings.
- Illusion** (*il-lu'-zhun*) [*illusio*, a mocking]. A false or deceptive mental impression. Illusion differs from hallucination in that it is the false interpretation by the mind of a real sensation. The senses are not at fault in case of illusions, and the defective process is purely psychic. The distinction between illusion and hallucination is, however, by no means a constant one.
- Illusional** (*il-lu'-zhun-al*) [*illusio*, a mocking]. Of the nature of an illusion.
- Illutation** (*il-lu-ta'-shun*) [*in*, in; *lutum*, mud]. Treatment of disease by the mud-bath.
- Image** (*im'-aj*) [*imago*, a likeness]. The picture of an object formed by the focused rays of light proceeding from it. **I., After**. See *After-image*. **I., Diffusion of**. See *Diffusion*. **I., Direct**, or **I., Erect**, that of the fundus oculi as seen with the ophthalmoscope, the details of the fundus presenting their natural relations. **I., Inverted**, that obtained by interposing between the ophthalmoscope and the observed eye a high-power lens; it is an aerial image at the focus of the lens used. **I., Real**, that made by the focused reflected rays. **I., Refraction**, an image due to the refraction of light upon entering and leaving an object. Two things are involved: 1. The form of the object. 2. The relative refractive power of the object and the mounting-medium. **I., Subjective**, a photism; also a visual hallucination. **I., Virtual**, that produced by the imaginary focus of the rays, as, *e. g.*, behind a mirror.
- Imaginal** (*im-aj'-in-al*) [*imago*, an image]. Pertaining to the *Image*, *q. v.* **I. Discs**, in entomology, the name given by Weismann to curious encapsulated groups of embryonal cells, connected with the nerves and nerve-centers of certain insect larvæ (*Diptera*). They are the rudiments from which the nymph is developed.
- Imagination** (*im-aj-in-a'-shun*) [*imaginatio*, imagination]. The picture-making power of the mind. The faculty by which one creates ideas or mental pictures by means of the data derived from experience, ideally revived, extended, and combined in new forms.
- Imago** (*im-a'-go*) [*L.*; gen., *Imaginis*]. An image. Also, the final, adult, or reproductive stage of an insect.
- Imbalance** (*im-bal'-ans*) [*in*, not; *bilancia*, a balance]. Lack of balance; lack of the power of keeping the erect position; lack of muscular balance (as between the muscle of the eyes).
- Imbecile** (*im'-bes-il*) [*imbecillus*, weak]. Feeble in mind.
- Imbecility** (*im-bes-il'-it-e*) [*imbecillitas*, imbecility]. Mental weakness or defect, similar to that of idiocy, but of less degree.
- Imbibe** (*im-bib'*) [*imbibere*, to drink in]. To drink or suck in.
- Imbibition** (*im-bib-ish'-un*) [*imbibitio*, a drinking in]. The sucking up, or capillary absorption, of moisture, liquids, or gaseous substances by inorganic, or by dead or torpid organic bodies.
- Imbowelling** (*im-bow'-el-ing*). Same as *Evisceration*.
- Imbricate** (*im'-brik-at*) [*imbricare*, to cover with tiles]. Applied to that arrangement of scales, feathers, leaves, or floral organs in the bud, in which they overlap like shingles on a roof.
- Imbricated** (*im'-brik-a-ted*) [*imbrex*, a roof-tile]. Distinguished by overlapping. Applied to the position and arrangement of scales in certain squamous diseases of the skin.
- Imitation** (*im-it-a'-shun*) [*imitari*, to imitate]. A production that is similar to, or a copy of, another object or process. **I., Morbid**, the occurrence of a convulsive or mental affection brought about by observing a similar affection in another; mental contagion.
- Immaculate** (*im-ak'-u-lat*) [*in*, not; *macula*, a spot]. Pure; spotless.
- Immarginate** (*im-ar'-jin-at*) [*in*, not; *marginare*, to furnish with a border]. In biology, having no well-defined border.
- Immature** (*im-at'-ur'*) [*immaturus*, unripe]. Not ripe; not yet of an adult age or growth.
- Immediate** (*im-me'-de-at*) [*in*, not; *medius*, the middle]. Direct. Without anything intervening, as *immediate auscultation* or *percussion*. **I. Contagion**, that from a direct source. **I. Ligature**. See *Ligature*. **I. Union**, union by first intention, or without suppurative granulation.
- Immedicable** (*im-med'-ik-ab-l*) [*in*, not; *medicare*, to cure]. That which does not yield to medicine or treatment. Incurable.
- Immersion** (*im-mer'-shun*) [*in*, in; *mergere*, to dip]. The plunging of a body into a liquid. In medicine, treatment by a continued bath. See *Oil-immersion*, *Water-immersion*. **I.-bath**, the liquid employed for immersion. **I.-battery**, a form of battery in which, by inclining the cell, the elements are immersed in the liquid. **I., Homogeneous**, a fluid between the objective of a microscope and the cover-glass, having about the same refractive and dispersive power as the glass. **I., Objective**, a microscope-objective, usually of high power, the lower lens of which is immersed in a drop of water, glycerin, or oil, placed on the cover-glass of the object under examination.
- Immissio** (*im-ish'-e-o*) [*L.*]. Insertion. **I. catheteris**. See *Catheterism*. **I. penis**, introduction of the penis into the vagina.
- Immission** (*im-mish'-un*) [*immissio*, a letting in]. Introduction, as of a catheter.
- Immobilization** (*im-mob-il-iz-a'-shun*) [*immobilis*, immovable; *facere*, to make]. The surgical fixation of a part (as a fractured bone) by means that prevent any local motion.
- Immortality** (*im-mor-tal'-it-e*) [*immortalitas*, undyingness]. Exemption from death; unending existence. **I. of Germ-cells**. See *Heredity*; also, *Germ-plasma*.
- Immune** (*im-mün'*) [*immunis*, safe]. 1. Safe from attack; protected by vaccination, or some analogous procedure, or by previous illness. 2. A person who is protected against any special virus. **I. Animal**. See *Control-experiment*.
- Immunity** (*im-mün'-it-e*) [*immunitas*, exemption]. The condition of an organ, or of the body, whereby it resists the development of infectious or morbid processes. The inoculation of attenuated virus and of chemic compounds are examples of methods by which immunity is acquired. It has also been shown that inflam-



matory action is inhibitive of bacterial development. **I., Acquired**, that derived from a previous attack of the same disease or from a modified form, as varioloid, or artificially produced by inoculation. **I., Artificial**, that produced by inoculation with the virus of a disease. **I., Natural**, the natural resistance of the tissues or system. Immunization may be transient or permanent, relative or absolute.

**Immunization** (*im-mūn-iz-a'-shun*) [*immunitas*, exemption]. The act or process of endowing with immunity.

**Immunize** (*im'-mūn-iz*) [*immunis*, exempt]. To give or to acquire immunity.

**Impact** (*im'-pakt*) [*impactus*; *impingere*, to drive into or against]. A forcible striking against.

**Impacted** (*im'-pakt'-ted*) [*impactus*; *impingere*, to drive into or against]. Driven against and retained, as a wedge. **I. Fracture**, one in which the fragments of bone are driven into one another in such a manner as to cause shortening.

**Impaction** (*im'-pakt'-shun*) [*impactio*, impact]. The state or quality of being impacted; fracture with fixation of the fragments; obstinate constipation; the wedging of the fetal head in the pelvic canal.

**Impalement** (*im'-pāl'-ment*) [*in*, in; *pāl*, a pale or picket]. The perforation of the body or a part by a rod or stake.

**Impalpable** (*im'-pāl'-pa-bl*) [*impalpabilis*, impalpable]. That which cannot be felt; unappreciable by touch.

**I. Powder**, a powder so fine that its separate particles cannot be felt.

**Impalsy** (*im'-paw'-ze*) [*in*, in; ME., *palsey*, palsy]. To paralyze.

**Impaludism** (*im'-pāl'-u-dizm*) [*in*, in; *pālus*, a marsh]. Chronic malarial poisoning.

**Impar** (*im'-par*) [*in*, not; *par*, equal]. Odd or unequal. **I., Ganglion**, a small ganglion on the coccyx. See *Ganglia*, Table of.

**Imparipinnate** (*im'-par-ip-in'-āt*) [*impar*, unequal; *pinnatus*, feathered]. In biology, unequally pinnate; having an odd leaflet at the apex.

**Impatiens** (*im'-pa'-she-enz*) [L., impatient]. Touch-me-not; jewel-weed or balsamine; a genus of geraniaceous plants. **I. balsamina** and **I. lutea**, of the old world, and **I. fulva** and **I. pallida**, of the U. S., are diuretic, emetic, and cathartic. Unof.

**Impatiinid** (*im'-pa'-te-in-id*) [*impatiens*, impatient]. A resinous emetic principle obtainable from *Impatiens lutea*. Unof.

**Impennate** (*im'-pen'-āt*) [*in*, not; *pennatus*, winged]. In biology, applied to such birds, as the penguin, as have short wings covered with scale-like feathers.

**Impennous** (*im'-pen'-us*) [*in*, not; *penna*, wing]. In biology, without wings.

**Imperative** (*im'-per'-at-iv*) [*imperativus*, imperative]. Peremptory; absolute; binding. **I. Idea**. See *Idea*, *Imperative*.

**Imperatoria** (*im'-per-at-o'-re-ah*) [*imperatorius*, belonging to a commander]. A genus of umbelliferous plants; masterworts. **I. ostruthium**, false pellitory of Spain, is an aromatic stimulant, once prized as a polychrest remedy, but now little used. Unof.

**Imperfection** (*im'-per-fek'-shun*) [*imperfectus*, imperfect]. A physical defect.

**Imperforate** (*im'-per'-for-āt*) [*in*, not; *perforare*, to pierce]. Congenitally and abnormally closed; applied to an opening of the body, as the anus, vagina, etc. See *Occlusion* and *Obstruction*.

**Imperforation** (*im'-per-for-a'-shun*) [*imperforatio*; *in*, not; *perforare*, to bore through]. Occlusion; applied especially to the anus, hymen, vagina, etc.

**Imperial** (*im'-pe'-re-al*) [*imperialis*, pertaining to an

empire]. Sovereign; commanding. **I.-blue**. Same as *Spirit-blue*. **I. Drink** or **Draft**, *potus imperialis*, a solution of a half-ounce of potassium bitartrate in three pints of hot water, to which are added four ounces of sugar and half an ounce of fresh lemon-peel. It is a good diuretic and refrigerant drink. Unof. **I. granum**, a farinaceous food for infants. Its composition is: Water 5.49, fat 1.01, a trace each of grape-sugar and cane-sugar, starch 78.93, soluble carbohydrates 3.56, albuminoids 10.51, gum, cellulose, etc., 0.50, ash 1.16. **I.-green**. Same as *Schweinfurth-green*. **I.-violet**. Same as *Rosanilin-violet*.

**Imperialin** (*im'-pe'-re-al-in*) [*imperialis*, pertaining to an empire]. An alkaloid from *Fritillaria imperialis*, or crown imperial; it acts upon the heart. Unof.

**Impermeable** (*im'-per'-me-a-bl*) [*in*, not; *per*, through; *meare*, to go]. Not capable of being traversed.

**Impervious** (*im'-per'-ve-us*) [*in*, not; *pervius*, capable of passage]. Not permitting a passage through.

**Impetiginoid** (*im'-pet-ij'-in-oid*) [*impetigo*, impetigo; *impetere*, to attack; *eidōs*, like]. Same as *Impetiginous*.

**Impetiginous** (*im'-pet-ij'-in-us*) [*impetigo*; *impetere*, to attack]. Affected with or resembling impetigo.

**Impetigo** (*im'-pet-i'-go*) [*impetigo*; *impetere*, to attack]. An acute inflammatory skin-disease characterized by one or more pea-sized or finger-nail sized, discrete, rounded, and elevated firm pustules, unattended, as a rule, by itching or other subjective symptoms. The pustules are rounded, with thick walls, and are surrounded by areolæ. They appear suddenly, and come out one after another during the first week of the attack, attain full size, and then undergo absorption or crusting. No scar or pigmentation follows. The disease is likely to occur in children. **I. annua**. See *Aleppo Boil*. **I. capitis**. Same as *Eczema capitis*. **I. contagiosa**, *Porriago contagiosa*; an acute, inflammatory, contagious disease, due to the presence of a microorganism, and characterized by the appearance of vesico-pustules or blebs, that dry into flat, straw-colored, granular-looking crusts. The disease occurs usually in children. The vesicles vary in size from minute points to that of a quarter of a dollar, and the contents, at first serous, become seropurulent, and then dry up. The disease is most prone to attack the face and hands. **I., Dühring's**, differs from the foregoing by being non-infectious. See *Diseases*, Table of. **I. erysipelodes**, an old term for *Eczema pustulosum*, with deeper inflammation than usual. **I. granulata**. Same as *Pediculosis*. **I. herpetiformis**, *Herpes pyramicus*; a very rare disease of the skin, characterized by the formation of superficial military pustules, that may be discrete, but are usually closely set. The contents of the pustules are at first opaque, but become greenish-yellow, and dry up into dirty-brown crusts. The disease spreads until the whole surface is covered with swollen, crusted, and excoriated patches. It develops first on the inner side of the thighs, and about the groins, navel, breasts, and axillæ, and is mainly seen in pregnant women. The termination is fatal, as a rule. **I. rodens**, an old term for a carcinomatous disease of the skin. **I. scabida**, an old term for *Eczema pustulosum*, with unusually thick crusting. **I. sparsa**, an old term for small, scattered patches of *Eczema pustulosum*. **I., Syphilitic**. See *Syphilid*, *Impetiginous*.

**Impetus** (*im'-pe-tus*) [L.]. **I.** Force or momentum. **2.** The onset or attack of a disease, or of a paroxysm.

**Implantation** (*im'-plan-ta'-shun*) [*implantatio*; *in*, in; *plantare*, to set]. The act of setting in. Also, the transplantation of a tooth from the jaw of one person

- to that of another. Also, the engrafting of epidermis from the skin of one person upon the body of another. The surgical repair of a wounded intestine by uniting the divided ends. **I., End-to-end**, the approximation of the ends of a divided structure, as of the bowel or a nerve. **I., Hypodermatic**, the introduction of a medicine in the form of a soluble solid under the skin for therapeutic purposes. **I., Teratologic**, a fetal monstrosity consisting of an imperfect, joined to a perfect fetus.
- Implexous** (*im-pleks'-us*) [*implectere*, to entwine, entangle]. In biology, entangled.
- Implumous** (*im-plu'-mus*) [*in*, without; *pluma*, feathers]. In biology, featherless.
- Imponderable** (*im-pon'-der-a-bl*) [*in*, not; *ponderabilis*, that which can be weighed.] That which cannot be weighed. **I. Fluids**, an obsolete term, formerly applied to light, heat, and electricity.
- Importation** (*im-por-ta'-shun*) [*in*, in; *portare*, to carry]. Transference from another locality or foreign country. **I. of Disease**, the carrying of the contagion of disease.
- Imposhumate** (*im-pos'-tu-māt*) [corrupt form of *apostemate*]. To suppurate.
- Imposhume** (*im-pos'-tum*) [a corrupt form of *apostema*]. An abscess.
- Impotence** (*im'-po-tens*) [*in*, not; *possum*, to be able]. Lack of power, applied especially to male incapacity of procreation. It is variously qualified as *atonic*, when due to spinal or central exhaustion; *paralytic* or *paretic*, when the impulse that leads to the performance of the function is abolished; *psychic*, when due to fear, bashfulness, or mental disturbance; *symp-tomatic*, when due to some drug, or to a disturbance of the health.
- Impregnation** (*im-preg-na'-shun*) [*impregnatio*, the state of being with child]. The state of being pregnant; the act of impregnating; fecundation; fertilization.
- Impressio** (*im-presh'-e-o*) [*L.*]. An impression. **I. colica**, an impression on the under surface of the right lobe of the liver for the hepatic flexure of the colon. **I. renalis**, an impression behind the *I. colica* for the right kidney and suprarenal capsule.
- Impression** (*im-presh'-un*) [*impressio*; *imprimere*, to press upon]. A hollow or depression. **I.-cup**, in dentistry, a cup or tray of metal, porcelain, gutta-percha, or other substance, used for conveying to the mouth and holding in position the material for impressions. **I., Digital**, the mark made by the pressure of a finger upon an edematous limb, or upon the neck in strangulation. **I., Rhomboid**, a broad impression on the inferior surface of the clavicle, near the sternal end, for the attachment of the rhomboid ligament.
- Impressionable** (*im-presh'-un-a-bl*) [*impressio*, an impression]. Readily susceptible to impressions. **I. Heart**, the condition of the heart in which it is very liable to functional disturbance.
- Impressorium** (*im-pres'-o'-re-um*) [*L.*]. The seat of impressions; sensorium.
- Impuberal** (*im-pu'-ber-al*) [*impuer*, *impubes*; *in*, not; *pubes*, pubes]. Destitute of hair on the pubes. Not of adult age.
- Impulse** (*im'-puls*) [*impulsus*; *impellere*, to drive against]. Any communicated force. Also, the shock and reverberation on the chest-walls caused by the beating of the heart. Also, a sudden spontaneous emotion of the mind or influence acting upon it. **I., Cardiac**, the systolic beat of the heart occurring at the apex, and felt in the fifth intercostal space to the left of the sternum. **I., Morbid**, any strong, unnatural impulse, especially one of an insane character. Morbid impulses are variously qualified, as *animal*, *destructive*, *homicidal*, *suicidal*, *uncontrollable*, etc.
- Impulsion** (*im-pul'-shun*) [*impellere*, to impel]. The act of driving or urging onward, either mentally or physically.
- Impurity** (*im-pu'-rit-e*) [*in*, not; *purus*, pure or clean]. Want of purity or cleanliness. In chemistry, the condition of containing some substance other than that desired. Adulteration. In medicine, a want of clearness in the sounds of the heart, but not sufficient to cause a murmur.
- Imputability** (*im-pu-tab-il'-it-e*) [*imputabilitas*, imputability]. In legal medicine, that degree of mental soundness that makes one responsible for his own acts.
- In-** [*L.*]. A prefix signifying in or within. Also, a particle signifying negation.
- in, or -ine** (*in*). A suffix seen in the names of the halogen elements, chlorine, bromine, iodine, and fluorine. Also, a distinctive termination used to distinguish organic bases, particularly the class known as alkaloids. It is also loosely applied to certain organic radicles, and to many glucosides.
- Inadequacy** (*in-ad'-e-qua-se*) [*in*, not; *adæquare*, to make equal]. Same as *Insufficiency*. **I., Renal**, that state of the kidney in which it is unable to remove from the blood a sufficient proportion of the effete matters that are normally excreted by it.
- Inanagenesis** (*in-an-aj-en'-es-is*) [*ic*, fiber; *ἀνά*, again; *γένεσις*, production]. The renewal or regeneration of muscular fiber.
- Inanaphysis** (*in-an-af'-is-is*) [*ic*, fiber; *ἀνά*, again; *φύσις*, growth]. Same as *Inanagenesis*.
- Inanimate** (*in-an'-im-at*) [*in*, not; *animus*, life]. Not animate; dead; without life.
- Inanition** (*in-an-ish'-un*) [*inanire*, to make empty]. Emptiness of the organs of digestion from want of food. Also, wasting of the body from starvation or disease. Synonym of *Fasting*.
- Inantherate** (*in-an'-ther-at*) [*in*, without; *anthera*, anther]. In biology, destitute of anthers.
- Inantinal** (*in-an-tin'-e-al*) [*ivion*, the nape of the neck; *ἀντί*, against; *ivion*, the nape of the neck]. Inio-antinal; pertaining to theinion and the antinion.
- Inappendiculate** (*in-ap-en-dik'-u-lāt*) [*in*, without; *appendicula*, dim. of *appendix*, an appendage]. In biology, destitute of appendages.
- Inappetence** (*in-ap'-et-ens*) [*in*, not; *appetere*, to desire]. Loss or want of appetite.
- Inappetentia** (*in-ap-et-en'-she-ah*) [*L.*]. Synonym of *Anorexia*.
- Inarticulate** (*in-ar-tik'-u-lāt*) [*in*, not; *articulus*, a joint]. Not jointed or articulated. Also, vocal sounds not capable of arrangement into syllables, or of being understood.
- Inassimilable** (*in-as-im'-il-a-bl*) [*in*, not; *assimilare*, to make like]. Incapable of assimilation.
- Incandescent** (*in-kan-des'-ent*) [*incandescere*, to become white-hot]. Emitting luminous heat-rays; heated to the degree of emitting light. **I. Electric Light**, one consisting of a film of carbon of high resistance enclosed in a vacuous glass globe. The film emits a white light when the current passes through it.
- Incapacity** (*in-kap-as'-it-e*). See *Doli incapax*; also *Impotence*.
- Incarcerated** (*in-kar'-ser-a-ted*) [*incarcerare*, to imprison]. Imprisoned; closely constricted.
- Incarceration** (*in-kar-ser-a'-shun*) [*incarceratio*; *in*, in; *carcerare*, to imprison]. The condition of imprisonment or confinement of a part, as of the placenta. See also *Hernia*.
- Incarial Bone** (*in-ka'-re-al*) [*Peruvian, Inca*, a prince]. The interparietal bone; usually in adult man a part



of the occipital bone. It is called *incarial*, because, in the skeletons of ancient Peru, the land of the *Incas*, it is often persistent as a distinct bone.

**Incarnatio** (*in-kar-na'-she-o*) [L.]. Conversion into flesh. **I. unguis**, the ingrowing of a nail. See *Onychogryphosis*.

**Incarnation** (*in-kar-na'-shun*). 1. Granulation; healing process. 2. See *Conception*.

**Incarnification** (*in-kar-nif-ik-a'-shun*). Same as *Incarnation*.

**Incasement** (*in-kās'-ment*) [*in*, in; ME., *casse*, a box]. The act of inclosing in a case.

**Incasement, Encasement, Theory of**, the doctrine that the ovum or spermatozoid of the first animal of each species incased the germs of all subsequent individuals of the species. This theory was also called that of *Preformation*. Cf. *Evolution*.

**Incest** (*in'-sest*) [*incestus*, not chaste]. Carnal intercourse between persons of near relationship.

**Inch** [ME., *inche*, inch]. The twelfth part of a foot. It equals 25.39954 millimeters.

**Incidence** (*in'-sid-ens*) [*incidere*, to fall upon]. A falling upon. The direction in which one body strikes another. **I., Line of**, the path of a ray or a projectile. **I., Point of**, the point upon which the ray or projectile is reflected or strikes.

**Incident** (*in'-sid-ent*) [*incidere*, to fall upon]. Falling upon.

**Incineration** (*in-sin-er-a'-shun*) [*in*, in; *cineres*, ashes]. The process of heating organic substances in contact with the air until all organic matter is driven off, and only the mineral ash remains.

**Incised** (*in-sizd'*) [*incidere*, to cut]. Cut or notched. **I. Wound**, one made by a sharp-edged instrument.

**Incisiform** (*in-si'-sif-orm*) [*incisor*, incisor; *forma*, form]. In biology, resembling an incisor tooth.

**Incision** (*in-sizh'-un*) [*incisio*, or *incisura*, an incision]. The act of cutting into any tissue of the body.

**Incisive** (*in-si'-siv*) [*incidere*, to cut]. Having the quality of cutting. Pertaining to the incisor teeth. **I. Canal**. See *Canal*. **I. Foramina**. See *Foramen*. **I. Fossa**. See *Fossa*. **I. Teeth**. See *Incisor*.

**Incisor** (*in-si'-sor*) [*incidere*, to cut]. Any cutting instrument. **I. Nerve**, the branch of the inferior dental nerve supplying the incisor and canine teeth. See *Nerves*, *Table of*. **I. Teeth**, the four most anterior teeth in each jaw.

**Incisura** (*in-si-su'-rah*) [*incidere*, to cut into]. A notch. Also, an incision. **I. cerebelli**, one of two notches separating the hemispheres of the cerebellum, the one in front and the other behind. **I. intertragica**, the deep notch in the pinna of the ear separating the tragus and the anti-tragus. **I. santorini**, a fissure extending in a vertical direction through the cartilage of the auditory canal.

**Incisure** (*in-sizh'-ur*) [*incisus*, p. p. of *incidere*, to cut into]. A slit or notch. **I.'s of Schmidt and Lantermann**, oblique lines running across the white substance of the inter-annular segments of stretched medullated nerve-fibers.

**Inclaudent** (*in-klaw'-dent*) [*in*, not; *claudere*, to close]. In biology, not closing.

**Included** (*in-klūd'-ed*) [*in*, in; *claudere*, to shut in]. Applied to stamens or pistils that do not project beyond the corolla, but are contained within it.

**Inclusio foetalis** (*in-klū'-ze-o fe-ta'-lis*) [L.]. A form of fetal parasitism in which the parasite is more or less included and overgrown by the tissues of the autosome.

**Inclusion** (*in-klū'-zhun*) [*includere*, to enclose or shut in]. The state of being shut in. Also, the act of shutting in; that which is shut in.

**Incoagulable** (*in-ko-ag'-u-la-bl*) [*in*, not; *coagulare*, to curdle]. That which will not curdle or coagulate.

**Incoherence** (*in-ko-hēr'-eus*) [*incohærentia*; *in*, not; *cohærere*, to cling together]. The quality of being incoherent; absence of connection of ideas or of language; incongruity or inconsequence of diction.

**Incoherent** (*in-ko-he'-rent*) [*in*, not; *cohærere*, to stick together]. Not connected or coherent; without ability to preserve that sequence of words or of ideas that is necessary to convey meaning.

**Incombustibility** (*in-com-bus-tib-il'-it-e*) [*in*, not; *comburare*, to burn up]. The state of being incombustible.

**Incombustible** (*in-com-bus'-tib-il*) [*in*, not; *comburare*, to burn up]. Incapable of burning.

**Income** (*in'-kum*) [ME., *income*, income]. The amount of food taken *per diem*.

**Incompatibility** (*in-kom-pat-ib-il'-it-e*) [*in*, not; *compatibilis*, compatible]. That relation between medicines that renders their admixture unsuitable. This incompatibility may be physiologic, *chemic*, *physical*, or *therapeutic*.

**Incompatible** (*in-kom-pat'-ib-il*) [*in*, not; *compatibilis*, enduring]. Incapable of mixture without undergoing such chemic or physical changes as impair or destroy the usefulness of the compound; physiologically antagonistic, and therefore useless to prescribe.

**Incompetence, Incompetency** (*in-kom'-pet-ens*, *in-kom'-pe-ten-se*) [*in*, not; *competere*, to be capable; *incompetens*, insufficient]. Incapacity; inadequacy. Inability to perform natural functions. **I., Mental**, a disorder of mind sufficient to produce irresponsibility. **I., Aortic, Mitral, Pulmonary, Tricuspid**. See *Endocarditis*. **I., Valvular**. See *Insufficiency*.

**Incomplete** (*in-kom-plēt'*) [*in*, not; *completus*, complete]. Partial, as an incomplete hernia. **I. Copulation**. See *Coitus reservatus*. **I. Hernia**. See *Hernia*.

**Incongruence** (*in-kon'-gru-ens*) [*incongruens*, inconsistent]. Lack of congruence. **I., Retinal**, lack of correspondence in the situation of the perceptive elements of the two retine.

**Incongruity** (*in-kon-gru'-it-e*) [*in*, not; *congruere*, to go together]. Absence of agreement or of needful harmony.

**Incontinence** (*in-kon'-tin-ens*) [*in*, not; *continere*, to contain]. Inability to control the evacuation of the feces or the urine; involuntary evacuation. This term is sometimes used as a synonym of venereal indulgence, lewdness. **I., Seminal**. See *Spermatorrhea*.

**Incoördination** (*in-ko-or-din-a'-shun*) [*in*, not; *con*, together; *ordinare*, to order]. In pathology, the inability to produce voluntary movements in proper combination or sequence; lack of harmony between the will and the muscular activity. **I. of Ocular Muscles**. See *Insufficiency*.

**Incorporation** (*in-kor-por-a'-shun*) [*in*, in; *corpus*, a body]. The process of intimately mixing the particles of different bodies into a practically homogeneous mass.

**Incrassate** (*in-kras'-āl*) [*in*, in; *crassare*, to make thick]. In biology, thickened or swollen.

**Incrassation** (*in-kras-a'-shun*) [*incrassatio*; *in*, in; *crassus*, thick]. The process of making thick, as by inspissation; enlargement of a part, due to fatness.

**Incrassative** (*in-kras'-at-iv*) [*incrassare*, to make thick]. 1. Having the power to make thick or thicker. 2. Formerly a medicine supposed to correct a thinness of the humors.

**Incrementation** (*in-kre-ma'-shun*). See *Cremation*.

**Increment** (*in'-kre-ment*) [*incrementum*, growth]. Increase or growth.

**Incremental** (*in-kre-men'-tal*) [*incrementum*, growth].

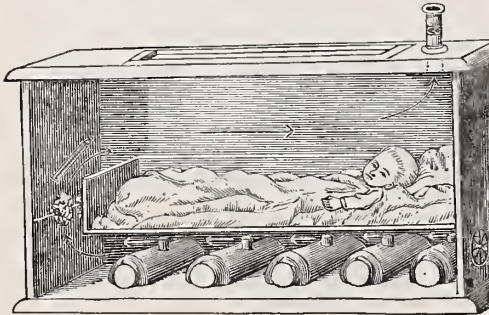
Pertaining to increment or growth. **I. Lines.** See *Salter's Lines*, in *Lines*, *Table of*.

**Incrustate** (*in-kru'-tāt*) [*incrustare*, to incrust]. Forming a crust, or coated with a brittle or granular substance.

**Incrustation** (*in-kru'-tā'-shun*) [*incrustare*, to cover with rind]. The formation of a crust. Also, the formation of a calcareous deposit in organic tissue.

**Incubation** (*in-ku-bā'-shun*) [*incubare*, to sit on eggs]. 1. In medicine, the period between the implanting of the contagium and the development of the disease. For the periods of incubation of some of the most important diseases, see *Exanthemata*, *Table of*. 2. The process of sitting upon eggs to favor hatching. See *Table under Pregnancy*.

**Incubator** (*in'-ku-ba-tor*) [*incubare*, to sit on eggs]. A device for the artificial hatching of eggs or cultivation of microscopic plants; a *couverse* (*q. v.*) for the preservation of the life of children prematurely born. **I.**, **Crédé's**, a copper tube made with double walls, between which water at the desired temperature may be kept, and withdrawn by means of pipes and stop-cocks. **I.**, **Tarnier's**, an apparatus for the rearing of premature children, consisting of a box with two compartments, one containing the child, the other, and lower compartment, being filled with warm water, so as to keep a uniform temperature of 86°–88° F.



INCUBATOR OR COUVEUSE.

(From Fullerton's "Obstetric Nursing.")

**Incubous** (*in'-ku-bus*) [*incubus*, lying upon]. In biology, with the tip of one leaf lying flat over the base of the next above.

**Incubus** (*in'-ku-bus*) [*L.*]. 1. Nightmare; ephialtes. 2. Formerly, a supposed male demon that beset women, just as the succuba was supposed to consort with men. **I. vigilantium.** See *Daymare*.

**Incudal** (*ing'-ku-dāl*) [*incus*, anvil; *incus*]. Relating to the incus.

**Incudate** (*ing'-ku-dāt*) [*incus*, *incus*]. In biology, having an incus.

**Incudo-** (*ing'-ku-do-*) [*incus*, *incus*]. In composition, signifying relationship to the incus. **I.-malleal**, relating to the incus and the malleus. **I.-orbicular**, relating to the incus and the orbicularis. **I.-stapedial**, relating to the incus and the stapes. **I.-tympanic**, relating to the incus and the tympanum.

**Incuneation** (*in-ku-ne-a'-shun*) [*incuneatio*, a wedging]. 1. The impaction of a fracture or of the fetal head. 2. The same as *Gomphosis*.

**Incurable** (*in-kūr'-a-bl*) [*in*, not; *curare*, to care for]. That which cannot be cured or restored to wholeness.

**Incurvation** (*in-kur-vū'-shun*) [*incurvare*, to bend]. The state of being bent or curved in.

**Incus** (*ing'-kus*) [*L.*, an anvil: *pl.*, *Incudes*]. In biology: (a) The middle one of the chain of bones in

the middle ear of a mammal; (b) A portion of the mouth-parts of a rotifer.

**Indazole** (*in'-da-zōl*),  $C_7H_6N_2$ . A substance formed by heating hydrazin-cinnamic acid. It crystallizes from hot water in colorless needles, melting at 146° C., and boiling at 270° C.

**Indecent** (*in-de'-sent*) [*indeceus*, unbecoming]. Not decent; obscene. **I. Exposure.** See *Exhibitionism*.

**Indecision** (*in-de-si-zh'-un*) [*in*, not; *decisio*; *decidere*, to decide]. Morbid irresolution; want of firmness or of will; abulia or hypobulia.

**Indehiscent** (*in-de-his'-ent*) [*in*, not; *hiscere*, to gap]. In biology, not opening spontaneously.

**Indene** (*in-den'*),  $C_9H_8$ . A hydrocarbon that occurs with coumarone in that fraction of coal-tar boiling at 176°–182° C. It is a clear oil, boiling at 177°–178° C. Its sp. gr. is 1.040 at 15° C.

**Indentation** (*in-den-tā'-shun*) [*in*, in; *dens*, a tooth]. A condition of being notched or serrated. **I. of Tongue**, the notching of the borders of the tongue made by the teeth, and visible especially during inflammation of the tongue.

**Index** (*in'-deks*) [*L.*]. The first finger. Also, the relation or ratio of one part to another, taken as a standard. **I.**, **Altitudinal**, the height of a skull multiplied by 100 and divided by its length. **I.**, **Alveolar**, the degree of prominence of the jaws, measured by the basi-alveolar length multiplied by 100 and divided by the basi-nasal length. When the alveolar index is less than 98, the skull is *orthognathic*, when more than 103, *prognathic*, when intermediate, *mesognathic*. **I.**, **Basilar**. Same as *I.*, *Alveolar*. **I. of Breadth**. Same as *I.*, *Cephalic*. **I.**, **Cephalic**, the breadth of a skull multiplied by 100 and divided by its length. When this is below 75, the skull is called *dolichocephalic*, when above 80, it is called *brachycephalic*, between these limits, *mesaticephalic*. **I.**, **Cephalo-orbital**, the ratio of the solid contents of the two orbits to the contents of the cranial cavity, multiplied by 100. **I.**, **Cephalo-spinal**, the ratio of the measure of the foramen magnum in square millimeters to that of the cranial cavity in cubic centimeters, multiplied by 100. **I.**, **Cerebral**, the ratio of the greatest transverse to the greatest antero-posterior diameter of the cranial cavity, multiplied by 100. **I.-digit**, the forefinger. **I.**, **Facial**, the ratio of the distance of the ophyron from the alveolar point to the transverse diameter measured from one zygoma to the other, multiplied by 100. **I.-finger**, the forefinger. **I.**, **Gnathic**, the ratio of the distance between the basion and the alveolar point to the distance between the basion and the nasal point, multiplied by 100. **I.**, **Nasal**, the greatest nasal width multiplied by 100, and divided by the nasal length. When the nasal index exceeds 53, the nose is *platyrrhine*, when less than 48, it is said to be *leptorrhine*, if between these numbers, *mesorrhine*. **I.**, **Orbital**, the orbital height multiplied by 100 and divided by the orbital width. If the orbital index be above 89, it is called *megaseime*, if under 84, *microseime*, if between, *mesoseime*. **I.**, **Refractive**, the coefficient of refraction. **I.**, **Thoracic**, taken at its widest part is 100 times the sagittal, divided by the transverse measurement. **I.**, **Vertical of Height**, the ratio of the vertical diameter of the skull to the maximum antero-posterior diameter, multiplied by 100.

**India** (*in'-de-ah*) [*Asiatic*]. A country of Asia. **I. Liver**, a condition of hyperemia and enlargement of the liver, associated with general anemia and cachexia, cyanosis, anasarca, and irritable and irregular pulse. **I.-rubber**, the prepared concrete juice obtained mainly from an Indian tree, *Ficus elastica*, and a South American tree, *Siphonia elastica*. It is valuable



chiefly for its elasticity and its insolubility in water. It is with difficulty soluble in oil of turpentine, but is highly soluble in carbon disulphid. It melts at  $248^{\circ}$  F., and remains unchanged up to  $500^{\circ}$  F. It is hardened and used in mechanical dentistry as a base for artificial teeth. It is also called *Caoutchouc*, *q. v.*

**Indian** (*in'-de-an*) [*India*]. Pertaining to India, the West Indies, or to the aboriginal Americans. **I. Basket**, a hollow cylinder woven of twigs of the willow, or of strips of other wood, used in applying extension to a dislocated limb. The greater the extension, the more firmly does the device cling to the surface. **I.-blue**. Same as *Indigo*. **I. Black-root**, the root of *Pterocaulon pycnostachium*. It has reputed alterative properties. Dose of the fluid extract  $\text{m}\text{xv}$ - $\text{xxx}$ . Unof. **I. Corn**. See *Zea mays*. **I. Hemp**. See *Cannabis*. **I. Liquorice**. See *Abrus*. **I. Physic**, American *Ipecacuanha*, the bark of the root of *Gillenia trifoliata*, a mild emetic and cathartic. Dose of the fluid extract,  $\text{m}\text{x}$ - $\text{xl}$ . Unof. **I. Sarsaparilla**. See *Hemidesmus*. **I. Tobacco**. See *Lobelia*. **I. Turnip**. See *Dragon Root*. **I. Madder**. Same as *Mungeet*. **I. Meal**, corn-meal. **I. Ochre**. Same as *Ochre*. **I. Plague**. Synonym of the *Plague*, *q. v.* **I. Potato**. See *Apos*. **I.-purple**. See *Pigments*, *Conspectus of*. **I.-red**. Same as *Colcothar* and *Ochre*. **I.-yellow**. Same as *Purree*.

**Indican** (*in'-dik-an*) [*indicum*, indigo],  $\text{C}_{26}\text{H}_{31}\text{NO}_{17}$ . The natural glucosid by the decomposition of which indigo-blue is produced from the various species of indigo-producing plants. It forms a transparent brown syrup, the aqueous solution of which has a yellow color, bitter taste, and slightly acid reaction. It is occasionally detected in the urine.

**Indicant** (*in'-dik-ant*) [*indicans*; *indicare*, to indicate]. 1. Serving as an index or as an indication. 2. A fact or symptom that indicates a certain treatment; an indication.

**Indicanuria** (*in'-dik-an-u'-re-ah*) [*indicum*, indigo; *οἶπος*, urine]. The morbid excess of indican in the urine.

**Indication** (*in'-dik-a'-shun*) [*indicatio*, an indication]. A sign or symptom, especially when it points out the proper course of treatment; the inference drawn from the various symptoms or signs in any particular case.

**Indicator** (*in'-dik-a-tor*) [*indicare*, to point out]. 1. The index-finger. 2. The extensor indicis muscle. See *Muscles*, *Table of*.

**Indicium** (*in'-dikh'-e-um*) [*L.*; *pl.*, *Indicia*]. A symptom or sign; a discriminating or diagnostic mark.

**Indifferent** (*in'-dif'-er-ent*) [*in*, not; *differens*, different]. 1. Not specially differentiated. 2. Not acted upon in a special way by any reagent.

**Indifferentism** (*in'-dif'-er-ent-izm*) [*in*, not; *differens*, different]. Lack of special differentiation.

**Indifulvin** (*in'-de-ful'-vin*) [*ινδικόν*, indigo; *fulvus*, yellow]. A yellowish substance occurring in two varieties, and produced by the action of dilute acids on indican.

**Indifuscin** (*in'-de-fus'-in*) [*ινδικόν*, indigo; *fuscus*, dark],  $\text{C}_{24}\text{H}_{20}\text{N}_2\text{O}_9$ . A substance produced by the action of dilute acids on indican.

**Indigenous** (*in'-di-j'-en-us*) [*indu*, in; *gignere*, to beget]. Native, and not exotic. Originating or belonging to a certain locality or country.

**Indigestion** (*in'-di-jes'-chun*) [*indigestio*; *in*, not; *digerere*, to digest]. Same as *Dyspepsia*.

**Indigitation** (*in'-dit-it-a'-shun*) [*in*, in; *digitus*, a finger]. A displacement of a part of the intestine by intussusception.

**Indiglucin** (*in'-de-glu'-sin*) [*ινδικόν*, indigo; *γλυκύς*, sweet],  $\text{C}_6\text{H}_{10}\text{O}_6$ . A yellow syrup, one of the decomposition-products of indican.

**Indiglycin** (*in'-de-gli'-sin*). Same as *Indiglucin*.

**Indigo** (*in'-dig-o*) [*ινδικόν*, indigo]. A blue pigment formed during the fermentation of *Indigofera anil*, *I. tinctoria*, and other species. It is insoluble in alcohol or water, but freely soluble in strong sulphuric acid; it is used mainly in the arts as a dye-stuff. Chemically, it is a mixture of several principles, the chief being a blue coloring-matter, *indigotin*. Therapeutically, it is an irritant to the mucous membrane of the alimentary tract, producing intense nausea. It has been used advantageously in epilepsy, chorea, and convulsions, in doses varying from  $\text{ʒij}$ - $\text{ʒij}$  daily. Unof. **I.-blue**,  $\text{C}_{16}\text{H}_{10}\text{N}_2\text{O}_2$ . Indigotin; a chromogen found in ordinary indigo, of which it constitutes the principal ingredient. It is also derived from wood (*Isatis tinctoria*). It occurs in the plant as a glucosid, *indican*. Indigo-blue is a dark-blue powder with a reddish glimmer; it becomes metallic and copper-like under pressure. It is insoluble in water, alcohol, and ether, and is odorless and tasteless. It dissolves in hot anilin with a blue color, and crystallizes from hot oil of turpentine in beautiful blue plates. **I.-brown**, a resinous substance of a brown color, obtained by boiling an aqueous solution of indican with an acid. It is composed of a mixture of *indihumin*,  $\text{C}_{10}\text{H}_9\text{NO}_3$ , and *indirhetin*,  $\text{C}_{18}\text{H}_{17}\text{NO}_3$ , the former soluble and the latter insoluble in alcohol. **I.-carmin**, a sodium salt of indigotin-disulphonic acid; it is used as a blue dye, a washing-blue, and is a delicate test for sugar. **I.-carmin Test for Sugar**; put in 30 minims of water one part each of indigo-carmin and sodium carbonate; heat gently to solution; add one drop of urine, and boil quietly. A change to red or yellow indicates sugar. See *Tests*, *Table of*. **I. Extract**. See *Indigo-carmin*. **I.-red**. See *Indirubin*. **I.-white**,  $\text{C}_{16}\text{H}_{12}\text{N}_2\text{O}_2$ . Indigenin; a substance obtained by the reduction of indigo-blue. It occurs as a white crystalline powder, soluble in alcohol, ether, and the alkalies, with a yellowish color. It rapidly reoxidizes to indigo-blue by exposure to the air. **I., Wild**. See *Baptisia*.

**Indigen** (*in'-dig-o-jen*). See *Indigo-white* and *Uro-xanthin*.

**Indigotin** (*in'-dig-o'-tin*). See *Indigo-blue*.

**Indigouria** (*in'-dig-o-u'-re-ah*) [*ινδικόν*, indigo; *οἶπος*, urine]. The presence of indigo in the urine; it is due to a decomposition of indican. See *Cyanurin*.

**Indihumin** (*in'-de-hul'-min*). See *Indigo-brown*.

**Indirect** (*in'-di-rekt'*) [*in*, not; *dirigere*, to be in a straight line]. Not direct. **I. Division of Cells**. See *Karyokinesis*. **I. Segmentation**. See *Karyokinesis*. **I. Vision**, that perception of an object in which the image falls on some other spot than the macula.

**Indirhetin** (*in'-dir-e'-tin*). See *Indigo-brown*.

**Indirubin** (*in'-de-ru'-bin*) [*ινδικόν*, indigo; *rubum*, red],  $\text{C}_{16}\text{H}_{10}\text{N}_2\text{O}_2$ . A substance isomeric with indigo-blue, and very similar in its entire character to this substance. It is produced by effecting the condensation of indoxyl with isatin by means of a dilute soda-solution. It is also called *indigo-red*.

**Indisin** (*in'-dis-in*). Same as *Mauvein*, *q. v.*

**Indisposition** (*in'-dis-po-zish'-un*) [*indispositio*, unsuitableness]. Any slight illness or disturbance of the functions of the body.

**Indissoluble** (*in'-dis'-o-lu-bl*). See *Insoluble*.

**Indium** (*in'-de-um*) [*indicum*, indigo, so-called from its indigo-blue spectral line]. A rare metal. Symbol *In.*, atomic weight, 113.7. It is very soft, and resembles lead in its properties. See *Elements*, *Table of*.

**Individual** (*in'-div-id'-u-al*) [*in*, not; *dividere*, to divide]. A single being; one of a group or species.

In biology, the total result of the development of a single ovum. **I. Prepotency.** See *Prepotency*.

**Indogen** (*in'-do-jen*). Same as *Uroxanthin*.

**Indoin** (*in'-do-in*) [*indicum*, indigo]. A blue substance produced from propiolic acid on adding metallic iron, zinc, or copper.

**Indol** (*in'-dol*) [*indicum*, indigo],  $C_8H_7N$ . A product of intestinal putrefaction, and occurring in the feces, to which, with skatol, it imparts the unpleasant odor. It is also formed when proteids are heated with alkalis, or by superheating with water to 200° C. It is a crystalline body melting, when pure, at 53° C. It is soluble in boiling water, alcohol, and ether.

**Indolemia** (*in-do-le'-me-ah*) [*ινδός*, Indian; *λοιμός*, pestilence]. Asiatic cholera.

**Indolent** (*in'-do-lent*) [*in*, not; *dolere*, to feel pain]. Sluggish. Without pain; applied to ulcers, tumors, etc.

**Indophenin** (*in-do-fe'-nin*) [*indicum*, indigo; *phenyl*],  $C_{13}H_7NOS$ . A bluish compound formed by the action of a solution of isatin, 1 part to 30 parts of  $H_2SO_4$ , on benzene.

**Indophenol** (*in-do-fe'-nol*), [*indicum*, indigo; *phenyl*]. Same as *Naphthol-blue*. **I.-blue.** See *Pigments*, *Conspectus of*.

**Indosynclonus** (*in-do-sin'-klo-nus*) [*ινδός*, Indian; *συγκλονεῖν*, to dash together]. Same as *Beriberi*.

**Indoxyl** (*in-doks'-il*) [*ινδοκόν*, indigo; *ὀξύς*, sharp],  $C_8H_7NO$ . A substance isomeric with oxindol. It results on the elimination of carbon dioxide from indoxyllic acid. It is an oil, not volatile in aqueous vapor, readily soluble in water, showing yellow fluorescence.

**Indoxyllic Acid** (*in-doks-il'-ik*). See *Acid*.

**Induced** (*in-dūs'd'*) [*inducere* to lead into]. Made or produced by the agency of any means. **I. Current.** See *Current*.

**Induction** (*in-duk'-shun*) [*inductio*; *inducere*, to lead in]. The establishment of an abstract law or proposition drawn from specific or particular facts. **I.-balance**, in physics, an instrument used for the detection of currents too weak to affect the galvanometer. **I.-current.** See *Current*. **I., Faradic.** See *Faradic*. **I. of Labor**, the bringing on of labor by artificial means. **I.-coil.** See *Coil*.

**Inductorium** (*in-duk-to'-re-um*) [L., a covering]. A magneto-induction apparatus for physiologic purposes.

**Indulin-blue.** Same as *Coupler's Blue*.

**Indulins** (*in'-du-lins*) [*ινδοκόν*, indigo; *ῥη*, matter]. Members of the safranin class of dye-stuffs. They are violet-blue to gray-blue in color, and are formed upon heating various azo-azobenzenes and amido-azobenzenes with anilin hydrochlorids. They are also called *nigrosins*. They are used to impart a blue color to wool, cotton, and silk. See *Pigments*, *Conspectus of*.

**Indumentum** (*in-du-men'-tum*) [*induere*, to put on (clothes)]. In biology, the plumage of a bird or the pubescence of a plant.

**Induplicate** (*in-du'-plik-āt*) [*in*, in, on; *duplicare*, to double]. In biology, applied to leaves, petals, or sepals while in the bud, which have their edges bent or rolled inward.

**Indurascens** (*in-du-ras'-ent*) [*in*, in; *durare*, to harden]. In biology, gradually hardening.

**Indurated** (*in'-du-ra-ted*) [*indurare*, to harden]. Hardened. **I. Bubo**, a hard inflammation of the lymphatic glands, usually of syphilitic origin.

**Induratio** (*in-du-ra'-she-o*) [L.]. Induration. **I. telæ cellulosa.** See *Sclerema neonatorum*.

**Induration** (*in-du-ra'-shun*) [*induratio*, an induration]. The hardening of a tissue without alteration of struc-

ture; a hardened mass or lump. **I., Black.** See *I., Gray*. **I., Brown**, a hardening of lung-tissue, with deposition of pigmentary matter. **I. of Chancre**, a hard nodule, or a cup-like ring, about the margin of a chancre or syphilitic ulcer. **I., Fibroid.** See *I., Gray*, and *Cirrrosis*. **I., Granular.** See *Cirrrosis*. **I., Gray**, the appearance of the lung in chronic pneumonia, the cut-surface of the lung being smooth, glistening, gray, and dense. It is also called *black* or *fibroid induration*. **I., Red**, a firm, resistant, reddened condition of the lung in chronic pneumonia.

**Indusiate** (*in-du'-ze-āt*) [*induere*, to put on]. In biology, having an indusium.

**Indusium** (*in-du'-ze-um*) [*induere*, to put on; *pl.*, *Indusia*]. **I.** In biology: (a) that portion of the epidermis of a fern-frond that covers the fruit-dots or sori; (b) the case or covering of an insect larva. **2.** The vestigial layer of the cerebral cortex existing with greater or less distinctness upon the dorsal surface of the callosum; it is also seen in many other mammals beside man. It is called also *Indusium griseum*.

**Induviæ** (*in-du'-ve-e*). [L.: *pl.* Clothes]. In biology, persistent withered leaves.

**Induviate** (*in-du'-ve-āt*) [*induviæ*, clothes]. In biology, clothed with old or withered parts.

**Inebriant** (*in-e'-bre-ant*) [*inebrians*; *inebriare*, to make drunk]. **1.** Intoxicant; causing inebriation. **2.** An agent or drug that causes inebriation.

**Inebriation** (*in-e-bre-ā'-shun*) [*inebriatio*; *inebriare*, to make drunk]. The condition of drunkenness.

**Inebriety** (*in-e-bri'-et-e*) [*inebrietas*, drunkenness]. Inebriation; especially habitual drunkenness.

**Inedia** (*in-e'-de-ah*) [*in*, not; *edere*, to eat]. Synonym of *Fasting*.

**Inein** (*in'-e-in*). A crystalline substance obtained from the hairs of the seeds of *Strophanthus*.

**Inenucleable** (*in-e-nu'-kle-a-bl*) [*in*, not; *enucleare*, to shell out]. Not removable by enucleation.

**Inequivalve** (*in-e-kwī'-valv*) [*in*, not; *equus*, equal; *valva*, the leaf of a door]. In biology, applied to shells having unequal valves.

**Inerm** (*in-erm'*) [*in*, without; *arma*, arms]. In biology, without hooks, thorns, or prickles; unarmed.

**Inertia** (*in-er'-she-ah*) [*iners*, inactive, unskilled; *in*, not; *ars*, skill]. Sluggishness. In physics, the inability of matter to change its condition except by means of an external force. In physiology, inactivity of any organ or function of the body. **I. of Drugs**, lack of power, from inferior quality, to produce customary physiologic reactions. **I., Intestinal**, torpor of intestinal action, or peristalsis. **I., Time.** See *Time*. **I., Uterine**, the failure or sluggishness of uterine contractions in labor.

**In extremis** (*in eks-tre'-mis*) [*in*, in; *extremis*, last]. A Latin phrase, meaning at the end; at the point of death or in extreme danger of speedy death.

**Infancy** (*in'-fan-se*) [*infans*, a little child]. Early childhood. **I., Diseases of**, those to which infants are peculiarly liable.

**Infant** (*in'-fant*) [*infans*, a little child]. A babe. According to English law, one not having attained the age of twenty-one. **I., Overlaying of**, suffocation of an infant by the lying upon it of an adult in sleep. **I.-shelter**, a day-nursery where the infant-children of working mothers are kept at a moderate expense during the hours of labor. In France, a *crèche*.

**Infanticide** (*in-fan'-is-id*) [*infans*, a little child; *cædere*, to kill]. The murder of an infant.

**Infantile** (*in'-fan-til*) [*infantilis*, of an infant]. Pertaining to infancy. **I. Paralysis.** See *Paralysis*.

**Infantilism** (*in-fan'-til-izm*) [*infans*, a little child]. The persistence of the characters of childhood into



the period of normal adolescence or even into adult life.

**Infarct** (*in-fark't*) [*infarcire*, to fill in]. An obstruction or plug. **I., Anemic**, a pale wedge-shaped area in an organ due to the occlusion of a blood-vessel by an embolus, the tissues in the distribution of the vessel undergoing coagulation-necrosis. **I., Hemorrhagic**, a dark-red wedge-shaped area in an organ due to the occlusion of a vessel by an embolus, with the subsequent extravasation of blood into the tissues beyond the point of obstruction. The base of the wedge is toward the periphery, the apex toward the hilum of the organ. The condition is most common in the spleen, the kidney, and the lung. **I., Uric Acid**, the deposition of crystals of uric acid in the renal tubules of the newborn.

**Infarction** (*in-fark'-shun*) [*infarcire*, to stuff in]. The plugging of a vessel by an embolus; the masses of extravasated blood in the tissues in embolism; obstruction; infarct.

**Infarctus** (*in-fark'-tus*). See *Infarct*.

**Infect** (*in-fekt'*) [*inficere*, to put in, or corrupt]. To communicate or transmit the specific virus or germs of disease.

**Infection** (*in-fek'-shun*) [*infectio*, infection]. The communication of disease-germs or virus, by any means, direct or indirect.

**Infectious** (*in-fek'-shus*) [*infectio*, infection]. Having the quality of transmitting disease or the agents that cause disease. See also *Contagious*. **I. Endocarditis**, ulcerative endocarditis; malignant endocarditis. **I. Pseudo-rheumatism**. See *Pseudo-rheumatism*.

**Infective** (*in-fek'-tiv*) [*infectio*, infection]. Infectious. **I. Angioma**. See *Angioma serpiginosum*.

**Infectivity** (*in-fek-tiv'-it-e*) [*inficere*, to infect]. Infectiousness; the quality of being infectious.

**Infecundity** (*in-fe-kun'-dit-e*) [*in*, not; *fecundus*, fruitful]. Sterility, barrenness.

**Inferent** (*in'-fer-ent*). Same as *Afferent*.

**Inferior** (*in-fe'-re-or*) [comp. of *inferus*, low]. Lower. **Inferius** (*in-fe'-re-us*) [L.]. Inferior.

**Infero-lateral** (*in'-fer-o-lat'-er-al*) [*inferus*, low; *latus*, side]. Situated below and to one side.

**Infero-posterior** (*in'-fer-o-pos-te'-re-or*) [*inferus*, low; *posterior*, posterior]. Situated backward and below.

**Infertility** (*in-fer-til'-it-e*) [*in*, not; *fertilis*, fertile]. Same as *Sterility*.

**Infibulation** (*in-fib-u-la'-shun*) [*in*, in; *fibula*, a clasp]. An operation formerly employed to prevent the retraction of the prepuce over the glans penis in order to prevent copulation. It consisted in passing a ring through opposite edges of the prepuce. In a similar manner a ring was passed through the labia of the vagina in order to insure the chastity of females.

**Infiltrate** (*in'-fil-trät*) [*in*, in; *filtrare*, to strain]. To ooze into the interstitial spaces of a tissue; also, the substance thus having passed.

**Infiltration** (*in-fil-tra'-shun*) [*infiltratio*, infiltration]. The abnormal diffusion of any fluid from without into an organ or tissue, affecting it mechanically so as to destroy its function. **I. of Bone**, a tuberculous infiltration of bone, consisting either of matter that becomes puriform, or else of gray cancellous matter. **I., Calcareous**, deposits of lime or other calcium salts within any tissue of the body. **I., Cellular**, the primary exudation into a tissue, conveying white corpuscles. **I., Fatty**, the presence of oil or fat-globules in the interior of a cell. **I., Gray**, an opaque condition of the lung found after death from acute tuberculosis, the lung being of a dirty ash-gray color, with no appearance of lobulation or of the normal pulmonary structure. **I., Plastic**, that of a character from

which new normal growth may develop. **I., Red**, a form of infiltration of the lung in acute tuberculosis in which the lung presents a more or less hyperemic appearance, and is soft and granular. **I., Sanguineous**, an extravasation of blood. An ecchymosis. **I., Tuberculous**, a confluence of tuberculous granulations.

**Infinite** (*in'-fin-it*) [*infinitus*, boundless]. Immeasurably or innumerable great. **I. Distance**, a term in optics to denote parallelism of the light rays. Absolute parallelism does not exist, but, practically, rays from an object 20 feet away are so considered and so called.

**Infinitesimalism** (*in-fin-it-es'-im-al-izm*) [*infinitus*, boundless]. The doctrine that favors the infinitesimal dilution of drugs with the view of potentizing them, or developing their power over disease.

**Infirm** (*in-ferm'*) [*infirmus*, not strong or firm]. Weak or feeble.

**Infirmity** (*in-fer'-ma-re*) [*infirmarium*, an infirmary]. A hospital. An institution where ill and infirm people are maintained during the period of treatment.

**Infirmity** (*in-fer'-mit-e*) [*infirmitas*, weakness]. Weakness. Feebleness due to disease or senility.

**Inflame** (*in-fläm'*) [*inflammare*, to set on fire]. To undergo inflammation. To become unduly heated and turgid with blood, owing to a morbid condition.

**Inflammatio** (*in-flam-a'-she-o*) [L.]. A burning. **I. ventriculi**. See *Gastritis*.

**Inflammation** (*in-flam-a'-shun*) [*inflammatio*, a burning]. A condition of nutritive disturbance characterized by hyperemia, with proliferation of the cells of a tissue or organ, and attended by one or more of the symptoms of pain, heat, swelling, discoloration, and disordered function. **I., Adhesive**, a synonym of *Healing by First Intention*. **I., Aplastic**, and **I., Plastic**. See *Lymph*. **I., Granulomatous**, a chronic form of inflammation occurring usually in scrofulous or syphilitic individuals, with the formation of granulation-tissue of low vitality. This tissue breaks down into small abscesses, the latter uniting to form fistulous tracks without any tendency to the formation of cicatrices. **I. of the Periosteum of a Tooth**, periodontitis. See *Odontalgia*, and *Periostitis, Dental*. **I., Pyo-gangrenous**, a form of rapidly progressive inflammation, with the production of a gangrenous focus, surrounded by a zone of suppuration. **I., Regenerative**, that form of inflammation which is followed by cicatrization. See also *Theories of Inflammation*.

**Inflammatory** (*in-fläm'-at-o-re*) [*inflammare*, to inflame]. Pertaining to inflammation. **I. Blush**, synonym of *Erythema*. **I. Corpuscle**. See *Corpuscle*, *Gluge's*. **I. Exudation**, the fluid exuded from an inflamed part. **I. Fever**. See *Traumatic Fever*. **I. Focus**, the central or culminating spot of an inflamed part, or that at which suppuration begins. **I. Fungoid Neoplasm**. See *Mycosis*. **I. Infiltration**, the exudation escaping into the interstices of an inflamed tissue and not removed by the lymphatics. **I. Zone**, the area of gangrenous formation bounded by the line of demarcation between dead and living tissue. Also, the line of demarcation.

**Inflation** (*in-fla'-shun*) [*inflatio*; *inflare*, to puff up]. Distention with air. In surgery, distention of the bowels with air, to relieve obstruction; or of the lungs, for artificial respiration; or of the Eustachian tube, for therapeutic purposes.

**Inflected** (*in-flek'-ted*) [*in*, in; *flectere*, to bend]. In biology, bent inward or downward.

**Inflexed** (*in-flek't'*) [*inflectere*, to bend]. In biology, bent. Same as *Inflected*.

**Inflorescence** (*in-flor-es'-ens*) [*in*, in; *florescere*, to begin to blossom]. In biology: (a) blossoming, flowering; (b) a flower-cluster.

**Influenza** (*in-flu-en'-zah*) [Ital., an influence, formerly thought to be due to the stars]. A specific, contagious, epidemic affection characterized by catarrhal inflammation of the mucous membrane of the respiratory tract, accompanied by a muco-purulent discharge, fever, and prostration. There is a strong tendency to the development of broncho-pneumonia. At times symptoms referable to the gastro-intestinal system predominate; at other times the symptoms are mainly referred to the nervous system. The aged, weak, and young often succumb. The disease is popularly called by its French name, *la grippe*. See *Bacillus of Influenza*, under *Bacteria*, *Synonymatic Table of*.

**Influx** (*in'-fluks*) [*in*, in; *fluere*, to flow]. An inflow. The act of flowing in.

**Infossous** (*in fos'-us*) [*in*, in; *fodere*, to dig]. In biology, sunk in or depressed. Cf. *Introvenum*.

**Infra-** (*in'-frah-*) [*infra*, below]. A Latin prefix meaning below or beneath.

**Infra-axillary** (*in'-frah-aks'-il-a-re*) [*infra*, below; *axilla*, the arm-pit]. Below the arm-pit.

**Infra-brachial** (*in-fra-brang'-ke-al*) [*infra*, below; *branchia*, gills]. Beneath or below the gills.

**Infra-buccal** (*in-fra-buk'-al*) [*infra*, below; *bucca*, the cheek]. In molluscs beneath the buccal mass.

**Infraclavicular** (*in-frah-klav-ik'-u-lar*) [*infra*, below; *clavicula*, the collar-bone]. Below the collar-bone.

**Infracommissure** (*in-frah-com'-is-ur*) [*infra*, below; *committere*, to unite]. The inferior commissure of the brain.

**Infraconstrictor** (*in-frah-kon-strik'-tor*) [*infra*, below; *constringere*, to bind together]. The inferior constrictor of the pharynx. See *Muscles, Table of*.

**Infracortical** (*in-frah-kor'-tik-al*) [*infra*, below; *cortex*, a bark]. Lying beneath the cortical substance of the brain.

**Infracostal** (*in-frah-kos'-tal*) [*infra*, below; *costa*, a rib]. Below the ribs.

**Infracostales** (*in-frah-kos-ta'-lez*). See *Muscles, Table of*.

**Infractio** (*in-frah'-shun*) [*in*, in; *fractio*, breaking]. Incomplete fracture of a bone. Also, an indentation or driving forward.

**Infradiaphragmatic** (*in-frah-di-a-f-rag-mat'-ik*) [*infra*, below; *dia*, across; *φράγμα*, wall]. Situated below the diaphragm.

**Infraglottic** (*in-frah-glot'-ik*) [*infra*, below; *γλωττίς*, the glottis]. Below the glottis.

**Infrahyoid** (*in-frah-hi'-oid*) [*infra*, below; *ὑοειδής*, hyoid]. Situated below the hyoid bone.

**Inframammary** (*in-frah-mam'-ar-e*) [*infra*, below; *mamma*, the breast]. Below the mammary apparatus.

**Inframaxillary** (*in-frah-maks'-il-a-re*) [*infra*, below; *maxilla*, the jaw]. Below or under the jaw.

**Infraorbital** (*in-frah-or'-bit-tal*) [*infra*, below; *orbita*, orbit]. Beneath or below the orbit. **I. Artery**, the branch of the internal maxillary artery traversing the infraorbital canal. **I. Canal**, the canal in the superior maxillary bone that transmits the infraorbital vessels and nerve. **I. Foramen**, the aperture in the superior maxillary bone through which the infraorbital artery passes. **I. Groove**, the groove in the superior maxillary bone leading to the infraorbital canal. **I. Nerve**, the name of the superior maxillary nerve at its entrance into the infraorbital canal.

**Infrapubian** (*in-frah-pul'-be-an*) [*infra*, below; *pubes*, the pubes]. Situated beneath the pubes.

**Infrarectus** (*in-frah-rek'-tus*) [*infra*, below; *rectus*, straight]. The inferior rectus muscle of the eye. See *Muscles, Table of*.

**Infrascapular** (*in-frah-skap'-u-lar*) [*infra*, below; *scapula*, shoulder-blade]. Below the shoulder-blade.

**Infraspinatus** (*in-frah-spi na'-tus*). See *Muscles, Table of*.

**Infraspinous** (*in-frah-spi'-nus*) [*infra*, below; *spina*, a spine]. Beneath a spine, as of the scapula or a vertebra. **I. Fascia**, the dense membranous fascia covering the infraspinous muscle. **I. Muscle**. See *Muscles, Table of*.

**Infrasternal** (*in-frah-ster'-nal*) [*infra*, below; *sternum*, breast-bone]. Below the sternum. **I. Depression**, the depression of the ensiform cartilage, commonly called the pit of the stomach.

**Infratemporal** (*in-frah-tem'-po-ral*) [*infra*, below; *tempora*, the temple]. Situated beneath the temporal bone.

**Infrathoracic** (*in-frah-tho-ra'-sik*) [*infra*, below; *θώραξ*, thorax]. Below the thorax.

**Infratrochlea** (*in-frah-trok'-le-ah*) [*infra*, below; *trochlea*, a pulley]. Below the trochlea. **I. Nerve**. See *Nerves, Table of*.

**Infratubinal** (*in-frah-tur'-bin-al*) [*infra*, below; *turbo*, a wheel, top]. Inferior tubinal. See *Bones, Table of*.

**Infravaginal** (*in-frah-vaj'-in-al*) [*infra*, below; *vagina*, sheath]. Situated below the vaginal vault.

**Infriction** (*in-frik'-shun*) [*infrictio*, a rubbing in]. The rubbing of a surface with an ointment or liniment.

**Infundibula** (*in-fun-dib'-u-lah*) [L.]. Plural of *Infundibulum*, *q. v.* **I. of Kidneys**, the calices or the divisions of the pelvis of the kidney formed by the confluence of the calices. **I. of Lungs**, the elongated sacs (set about with air-cells) in which the smallest air-passages terminate. **I. subgenitalia**. See *Dennia*. **Infundibular** (*in-fun-dib'-u-lar*) [*infundibulum*, a funnel]. Of the nature of or belonging to an infundibulum.

**Infundibuliform** (*in-fun-dib'-u-lif-orm*) [*infundibulum*, a funnel; *forma*, a form]. Funnel-shaped. **I. Fascia**, the funnel-shaped membranous layer that invests the spermatic cord. **I. Process**, the cremasteric process of the fascia transversalis.

**Infundibulum** (*in-fun-dib'-u-lum*) [*infundere*, to pour into]. In biology, a term frequently and variously applied to funnel-shaped organs or parts. **I. of Brain**, a funnel-shaped mass of gray matter attached to the pituitary body. **I. of Cochlea**, a small cavity at the end of the modiolus. **I. of Heart**, the arterial cone from which the pulmonary artery arises. **I. of Oviduct**, the cavity formed by the fringes at the ovarian end of an oviduct.

**Infusate** (*in-fus'-kāt*) [*infuscare*, to make dark or dusky]. In biology, clouded or darkened.

**Infused** (*in-füz'-d*) [*infundere*, to pour in]. Extracted; steeped. **I. Oils**. See *Olea infusa*.

**Infusion** (*in-fu'-zhun*) [*infusio*, *infusum*, an infusion]. 1. See *Infusum*. 2. The slow and gentle injection of water or of a medicated liquid into a vein, or into parenchymatous tissues.

**Infusor** (*in-fu'-zor*) [L.]. An instrument by means of which water or a medicated liquid may be made to flow slowly into a vein, or into the parenchymatous tissues.

**Infusoria** (*in-fu-sol'-re-ah*) [*infusum*, an infusion]. A class of microscopic, ciliated *Protozoa*. They are so called because they often develop in great numbers in organic infusions. They reproduce by fission.

**Infusum** (*in-fu'-sum*) [L.: *gen.*, *Infusi*; *pl.*, *Infusa*]. An infusion. In pharmacy, a preparation made by treating a vegetable substance with hot or with cold water, without boiling. Infusions should, in the absence of specific directions, contain 1 part of the substance to 10 of water. There are four official *infusa*, and two in the National Formulary, besides a large number in the British Pharmacopeia.



**Ingesta** (*in-jes'-tah*) [*ingerere*, to carry into]. Substances introduced into the body, especially for purposes of alimentation.

**Ingestion** (*in-jes'-chun*) [*ingestio*, ingestion]. 1. The introduction of food or nutrition into the mouth or stomach. 2. The process by which a cell takes up foreign matters, such as bacilli or smaller cells.

**Ingluvial** (*in-glut'-ve-al*) [*ingluvies*, the crop]. Pertaining to the ingluvies.

**Ingluvies** (*in-glut'-ve-ēz*) [*in*, in; *glutire*, to swallow]. In biology, the most anterior dilatation of the alimentary canal, as the crop or craw in birds, the paunch or rumen in mammals, the sucking-stomach of insects.

**Ingluvin** (*in'-glu-vin*) [*ingluvies*, crop or craw of a bird]. A preparation obtained from the gizzard of the fowl, *Pullus gallinaceus*, used as a substitute for pepsin and pancreatin. It is very efficient in the vomiting of pregnancy. Dose gr. x-xx.

**Ingot** (*ing'-got*) [ME., *ingot*, a mold for molten metal]. A bar of gold, silver, or other metal, cast in a mold.

**Ingrassias, Processes, or Wings of**. The lesser wings of the sphenoid bone.

**Ingravescent** (*in-grav-es'-ent*) [*ingravescere*, to become heavy]. Increasing in weight or in severity. 1. Apoplexy. See *Apoplexy*.

**Ingravidation** (*in-grav-id'-a'-shun*). See *Impregnation*.

**Ingredient** (*in-gre'-de-ent*) [*ingredi*, to step into]. Any substance that enters into the formation of a compound.

**Ingrowing Nail**. See *Onychogryposis*.

**Inguen** (*ing'-gwen*) [L.]. The groin, *q. v.*

**Inguinal** (*in'-gwin-al*) [*inguen*, the groin]. Pertaining to the groin. 1. Arch, the crural arch. 1. Canal, the canal transmitting the spermatic cord in the male, and the round ligament in the female. It is situated parallel to and just above Poupard's ligament. 1. Glands, the superficial and the deep glands of the groin. 1. Hernia. See *Hernia*. See, also, *Ligament, Region, Ring*. 1. Plague. Synonym of *Plague*.

**Inguino-** (*in'-gwin-o-*) [*inguen*, the groin]. In composition, pertaining to the groin. 1.-abdominal, pertaining conjointly to the groin and the abdomen. 1.-crural, relating to the groin and the thigh. 1.-cutaneous, relating to the integument of the groin.

**Ingurgitation** (*in-gur-jit'-a'-shun*) [*ingurgitatio*, a swallowing]. 1. The act of swallowing; deglutition. 2. Excess in eating or drinking.

**Inhalation** (*in-ha-la'-shun*) [*inhalatio*; *inhalare*, to draw in]. The in-breathing of air or other vapor. 1.-diseases, those due to the inspiration of air containing dust or any finely divided matter. See *Grinders' Disease*. 1. of Medicines, the introduction into the air-passages or lungs of medicinal substances in the form of vapor or fine spray.

**Inhale** (*in-hāl')* [*inhalare*, to breathe in]. To inspire or draw air or other vapor into the lungs.

**Inhaler** (*in-ha'-ler*) [*inhalare*, to breathe in]. An instrument for inhaling a gas or the vapor of a liquid medicine. 1., Nitrous-oxid, a breathing-tube for the inhalation of nitrous-oxid gas; it is constructed of vulcanized rubber or metal. See *Anesthetic*.

**Inherent** (*in-he'-rent*) [*inherere*, to cleave to]. Constitutional; innate; natural to the organism; not casual or derivative.

**Inheritance** (*in-her'-it-ans*) [F., *inheriter*, to inherit]. The act of inheriting. 1., Particulate, the reappearance of single peculiarities in the offspring. 1., Use, the inheritance of acquired characters; the acquisition by the offspring of changes in the body-cells of the parent.

**Inherited** (*in-her'-it-ed*) [*in*, in, to; *heres*, heir]. Derived from an ancestor. 1. Disease, a disease that has been transmitted to a child by its parent.

**Inhibit** (*in-hib'-it*) [*inhibere*, to check]. To check, restrain, or suppress.

**Inhibition** (*in-hib-ish'-un*) [*inhibitio*, restraint]. The act of checking, restraining, or suppressing; any influence that controls, retards, or restrains. Inhibitory nerves and centers are those intermediating a modification, stoppage, or suppression of a motor or secretory act already in progress. 1., Mental, the involuntary restraint that active mental states exercise over bodily functions, normal or otherwise. 1., Vasomotor, an influence exerted on the contractile walls of the blood-vessels, that causes their dilatation by a diminution of their tone. 1., Voluntary, the checking or temporary restraint of a reflex by force of will.

**Inhibitive** (*in-hib'-it-iv*). See *Inhibitory*.

**Inhibitory** (*in-hib'-it-o-re*) [*inhibitorius*, inhibitory]. Having the power to restrain or hold in check. 1. Center of Setschenow, a cerebral center in the optic lobes of the brain of the frog, the stimulation of which checks spinal reflexes. 1. Nerves of the Heart, those of the vagus supplied by the cardio-inhibitory center, through the spinal accessory nerve. 1. Nerves of Respiration, certain afferent fibers in the laryngeal branches of the vagus nerve, that exert an inhibitory action on the inspiratory act of respiration. 1. Centers, nerve-centers that inhibit, restrain, or even arrest the action of other centers. 1. Fibers, centrifugal nerve-fibers that affect other centers so as to moderate or nullify their action.

**Inhumation** (*in-hu-ma'-shun*) [*inhumare*, to put in the ground]. Burial of the dead in the ground. See *Humation*.

**Iniad** (*in'-e-ad*) [*iviov*, the occiput]. Toward the inial aspect.

**Inial** (*in'-e-al*) [*iviov*, occiput]. Pertaining to the inion. 1. Aspect, the posterior aspect of the head.

**Inien** (*in'-e-en*) [*iviov*, occiput]. Belonging to the inion in itself.

**Iniencephalus** (*in-e-en-sef'-al-us*) [*iviov*, occiput; *ἐγκεφαλος*, brain]. A variety of single autositic monsters of the species *Exencephalus* in which there is the same deformity of the skull as in notencephalus, with the addition of a spinal fissure involving the cervical and thoracic vertebræ.

**Iniodymus** (*in-e-ad'-im-us*) [*iviov*, occiput; *διδυμος*, double]. A teratism with one body and two heads joined at the occiput.

**Inio-glabeilar** (*in'-e-o-gla-bell'-ar*) [*iviov*, occiput; *glaber*, smooth]. Relating to or joining the inion and the glabella.

**Inion** (*in'-e-on*) [*iviov*, occiput]. The external protuberance of the occipital bone. See *Cranio-metric Points*.

**Iniops** (*in'-e-ops*) [*iviov*, occiput; *ὄψ*, face]. A catadidymous monstrosity with the parts below the navel double, the thoraces joined into one, and one head with two faces, the one incomplete.

**Inirritative** (*in-ir'-it-a-tiv*) [*in*, not; *irritare*, to irritate]. Not irritant; soothing.

**Initial** (*in-ish'-al*) [*in*, into; *ire*, to go]. Beginning or commencing. 1. Cells, germ-cells. 1. Sclerosis, the primary induration of a hard chancre. 1. Stage of Labor. See *Labor, Stages of*.

**Initis** (*in-i'-tis*) [*is*, muscle, fiber; *itis*, inflammation]. Inflammation of fibrous or muscular tissue.

**Inject** (*in-jekt'*) [*in*, into; *jacere*, to throw]. To effect the introduction of a liquid into any cavity of the body, natural or artificial, by means of a syringe or similar instrument. In pathology, to produce a condition of distention of the capillaries with blood.

**Injecta** (*in-jek'-tah*) [L.]. Things introduced, as into the alimentary canal (correlated with *ejecta*).

**Injection** (*in-jek'-shun*) [*injectio*, a throwing in]. An aqueous or other solution thrown into the vessels, beneath the skin or into any cavity of the body; the introduction of such a liquid; a condition of capillary distention. **I.**, **Anatomic**, filling the vessels of a cadaver or of an organ with preservative or coagulating solutions, for purposes of dissection. **I.**, **Coagulating**, injection of coagulating solutions into the cavity of an aneurysm. **I.**, **Hypodermatic**, into the subcutaneous connective tissue, by means of a syringe. **I.**, **Nutrient**, injection of nutritive fluids into the rectum or other cavity of the body. **I.**, **Opaque Naked-eye**, for anatomic or microscopic purposes, made of plaster-of-Paris, tallow, vermilion and gelatin, plumbic acetate and potassium bichromate (yellow injection), or plumbic acetate and sodium carbonate (white). **I.**, **Transparent Microscopic**, made with carmin for red, potassium ferrocyanide for blue, potassium bichromate for yellow. **I.**, **pneumonia**, a condition of the lung somewhat resembling pneumonia, following injections of Koch's tuberculin.

**Injector** (*in-jek'-tor*) [*injicere*, to throw in]. An apparatus, as a syringe, used in injecting any material into the organism, or into any of its cavities.

**Injury** (*in'-ju-re*) [*injuria*; *in*, not; *jus*, a right]. Any damage or harm to the body or any of its parts.

**In-knee** (*in'-ne*). Knock-knee, or genu valgum, *q. v.*

**Inlet** (*in'-let*). The place where the air of ventilation is admitted into a room. **I.** of the Pelvis, the heart-shaped space within the brim of the pelvis; the superior pelvic strait.

**Inman's Myalgia**. See *Diseases, Table of*.

**Innate** (*in-nat'* or *in'-nat*) [*innatus*, born in]. Congenital; native to the organism; intrinsic. In biology, applied to anthers that appear to be supported by the very apex of the filament.

**Innervation** (*in-ner-va'-shun*) [*in*, in; *nervus*, nerve]. The discharge of nervous impulses from a ganglionic center; the supply of nervous influence bestowed upon any part or organ; the distribution of nerves within a part or organ; the manifestation of nervous force.

**Innominate** (*in-nom-in-a'-tah*). Plural of *Innomination*. The innominate bones.

**Innominate** (*in-nom-in-at*) [*in*, without; *nomen*, a name]. A term applied to several parts of the body to which no other definite name has been given. **I.** **Artery**. See *Arteries, Table of*. **I.** **Bone**, the irregular-shaped bone forming the sides and anterior wall of the pelvic cavity. See *Bones, Table of*. **I.** **Foramen**. See *Foramina, Tables of*. **I.** **Veins**. See *Vein*.

**Innomination** (*in-nom-in-a'-tum*) [L., nameless: *pl.*, *Innominata*]. The innominate bone.

**Innutrition** (*in-nu-trish'-un*) [*in*, not; *nutrire*, to nourish]. Want or deficiency of nutrition or nourishment.

**Inoblast** (*in'-o-blast*) [*is*, fiber; *βλαστός*, germ]. Any one of the cells, or corpuscles, from which connective tissue is derived.

**Inocarcinoma** (*in-o-kar-sin-o'-mah*) [*is*, fiber; *καρκίνος*, a crab; *ōma*, tumor: *pl.*, *Inocarcinomata*]. A carcinoma with a preponderance of fibrous tissue.

**Inoccipitia** (*in-ok-sip-it'-e-ah*) [*in*, negative; *occiput*, occiput]. Deficiency of the occipital lobe of the brain.

**Inochondritis** (*in-o-kon-dri'-tis*) [*is*, fiber; *χόνδρος*, cartilage; *itis*, inflammation]. Conjoined inflammation of tendons and cartilages.

**Inoculability** (*in-ok-u-la-bil'-it-ē*) [*inoculare*, to implant]. The quality of being inoculable.

**Inoculable** (*in-ok'-u-la-bl*) [*inoculare*, to implant]. Susceptible of being inoculated.

**Inocular** (*in-ok'-u-lar*) [*in*, in; *oculus*, eye]. In biology, applied to those insect antennæ that arise from notches in the inner margins of the compound eyes.

**Inoculation** (*in-ok-u-la'-shun*) [*inoculatio*, an ingrafting]. The introduction into the circulation of the virus of infectious diseases, or of certain medicinal agents. **I.**,  **Jennerian**, vaccination, or the inoculation of cowpox-virus. **I.** of **Smallpox**, inoculation with the contagium of smallpox to produce a mild type of the disease. **I.**, **Preventive**, inoculation with some virus to act as a preventive of a more serious disease or type of the same disease.

**Inoculator** (*in-ok'-u-la-tor*) [*inoculatio*, an ingrafting]. One who or that which inoculates; an instrument used in inoculation.

**Inocyst** (*in'-o-sist*) [*is*, a fiber; *κύστις*, bladder]. A fibrous capsule.

**Inoendthelioma** (*in-o-en-do-the-le-o'-mah*) [*is*, fiber; *ἔνδον*, within; *θηλή*, nipple; *ōma*, tumor: *pl.*, *Inoendtheliomata*]. Round-celled fibro-sarcoma.

**Inoepithelioma** (*in-o-ep-ith-e-le-o'-mah*) [*is*, fiber; *ἐπί*, upon; *θηλή*, nipple; *ōma*, tumor: *pl.*, *Inoepitheliomata*]. Medullary carcinoma containing fibrous tissue.

**Inogen** (*in'-o-jen*) [*is*, (gen. *ἰνός*), fiber; *γεννᾶν*, to produce]. A hypothetic substance believed to occur in muscular tissue, and to be decomposed, during contraction, into carbon dioxide, sarcolactic acid, and myosin. Because of this behavior it is considered as the energy-producing substance of muscle.

**Inogenesis** (*in-o-gen'-es-is*) [*is*, muscle; *γένεσις*, generation]. The formation of fibrous muscular tissue.

**Inohymenitis** (*in-o-hi-men-i'-tis*) [*is*, fiber; *ὑμήν*, membrane; *itis*, inflammation]. Inflammation of any fibrous structure.

**Inoleiomyoma** (*in-o-li-o-mi-o'-mah*) [*is*, fiber; *λεῖος*, smooth; *μύς*, muscle; *ōma*, a tumor: *pl.*, *Inoleiomyomata*]. A myoma made up of, or containing, unstriped muscular fibers.

**Inoma** (*in-o' mah*) [*is*, a fiber; *ōma*, a tumor: *pl.*, *Inomata*]. Same as *Fibroma*.

**Inomyxoma** (*in-o-miks-o'-mah*) [*is*, fiber; *μύξα*, mucus; *ōma*, tumor: *pl.*, *Inomyxomata*]. Same as *Fibro-myxoma*.

**Inoperculate** (*in-o-per'-ku-lāt*) [*in*, without; *operculum*, a cover, lid]. In biology, having no operculum or lid.

**Inopexia**, or **Inopexy** (*in-o-peks'-e-ah*, or *in'-o-peks-e*) [*is*, fiber; *πῆξις*, coagulation]. A tendency in the blood toward spontaneous coagulation.

**Inophlogosis** (*in-o-flo-go'-sis*) [*is*, fiber; *φλόγωσις*, inflammation]. Inflammation of any fibrous tissue.

**Inopolypous** (*in-o-pol'-ip-us*) [*is*, fiber; *πολύπους*, polyp]. Of the nature of an inopolypus.

**Inopolypus** (*in-o-pol'-ip-us*) [*is*, fiber; *πολύπους*, polyp]. A fibrous polypus.

**Inorganic** (*in-or-gan'-ik*) [*in*, not; *organum*, an instrument]. A term applied to a body or a substance that possesses none of the possibilities of development, growth, or life. **I.** **Constituents**. See *Constituents*.

**Inorrhabdomyoma** (*in-or-ab-do-mi-o'-mah*) [*is*, fiber; *ράβδος*, rod; *μύς*, muscle; *ōma*, tumor: *pl.*, *Inorrhabdomyomata*]. A fibrous rhabdomyoma.

**Inosclerosis** (*in-o-skle-ro'-sis*) [*is*, fiber; *σκληρός*, hard]. Sclerosis or hardening of fibrous tissue.

**Inosculate** (*in-os'-ku-lāt*) [*in*, in, on; *osculum*, dim. of *os*, mouth]. In biology, to unite by small openings; to anastomose.

**Inosculation** (*in-os-ku-la'-shun*) [*in*, in; *osculare*, to kiss]. The joining, at their mouths, of the branches of blood-vessels, especially the extremities of the arteries with the origins of veins.



**Inosinic Acid** (*in-o-sin'-ik*). An ammonium derivative from muscle, of unknown constitution.

**Inosis** (*in-o'-sis*). See *Inogenesis*.

**Inosite** (*in'-o-sit*) [*is*, fiber],  $C_6H_{12}O_6 + 2 H_2O$ . A saccharine substance occurring sparingly in the human body, especially in the muscles. It also occurs in diabetic urine and in the urine of chronic nephritis. It is found in abundance in the vegetable kingdom, particularly in unripe beans. It forms large efflorescent crystals (rhombic tables); in microscopic preparations it is usually obtained in tufted lumps of fine crystals. It is readily soluble in water, but insoluble in absolute alcohol and ether.

**Inosituria** (*in-o-sit-u'-re-ah*) [*is*, fiber; *oipov*, urine]. The presence of inosite in the urine.

**Inosteoma** (*in-o-ste-at-o'-mah*) [*is*, fiber; *στεαρ*, fat; *ωμα*, tumor: *pl.*, *Inosteomata*]. A steatoma with fibrous elements.

**Inosuria** (*in-o-su'-re-ah*). See *Inosituria*.

**Inotagmata** (*in-o-tag'-mat-ah*) [*is* (*iv*), strength, force; *τάγμα*, a regular arrangement, as of soldiers]. In biology, Engelmann's name for hypothetic, contractile elements that generate the force of protoplasmic motion; they are held to be uniaxial and doubly refractive; also written *Isotagmata*.

**Inquest** (*in'-kwest*) [*inquesita*; *in*, into; *querere*, to ask]. A judicial inquiry. **I., Coroner's**, an inquiry concerning the cause of the death of one who has died by violence or in some sudden or unknown way.

**Inquiline** (*in'-kwil-in*) [*L.*, *inquilinus*, an inhabitant of a place that is not his own]. In biology, a commensal or messmate; an animal inhabiting an abode that it does not produce.

**Inquination** (*in-kwin-a'-shun*) [*inquinatio*, pollution]. Pollution; infection; corruption.

**Inquisition** (*in-kwiz-ish'-un*) [*inquisitio*, an inquiry]. The inquiry or hearing before a jury or commission concerning the sanity or lunacy of a criminal or a person charged with crime.

**Insaccation** (*in-sak-a'-shun*) [*in*, in; *saccus*, sac]. Encystment; enclosure in a sac.

**Insalivation** (*in-sal-iv-a'-shun*) [*in*, in; *saliva*, the spittle]. The mixture of the food with saliva during mastication.

**Insalubrity** (*in-sal-u'-brit-e*) [*in*, not; *salubris*, wholesome]. Unwholesomeness of air or of climate.

**Insanability** (*in-san-ab-il'-it-e*) [*in*, not; *sanabilis*, curable]. Incurableness; the quality or state of being incurable.

**Insane** (*in-sān'*) [*in*, not; *sanus*, sound]. Deranged or diseased in mind. **I. Ear**. See *Hematoma auris*.

**Insaniola** (*in-san-i'-o-lah*) [*dim.* of *insania*, insanity]. A slight or minor degree of insanity.

**Insanitary** (*in-san'-it-a-re*) [*in*, not; *sanitas*, health]. Not sanitary; not in a proper condition as respects the preservation of health (said of houses, buildings, and their surroundings).

**Insanitation** (*in-san-it-a'-shun*) [*in*, not; *sanitas*, health]. Lack of proper sanitary conditions; defect of sanitation.

**Insanity** (*in-san'-it-e*) [*insanitas*, insanity]. A derangement or abnormal condition of the mental faculties, with or without loss of volition and of consciousness. Insanity may be due to defective development, to acquired disease, or to natural decay. It is characterized, according to its form, by a variety of symptoms, the most common of which are change of character and habits, moroseness, confusion, elation, melancholy, mania, delusions, and hallucinations. The psychotic tendency is the chief predisposing cause, and on this some one of the many exciting causes will act and result in the final break-down. The vast

majority of cases of insanity occur between the ages of twenty-five and forty-five. Melancholia, mania, delusional insanity, and dementia are the four principal types of the affection. According to Krafft-Ebing, insanity may be divided into two great groups, according as the disorder is the result of a disturbance of the developed brain or of an arrest of brain-development. He places insanity ordinarily so-called under the first head; his subdivisions are as follows:—

#### A. Mental affections of the developed brain.

##### I. Psychoneuroses.

###### 1. Primary curable conditions.

- a. Melancholia
  - α. Melancholia passiva.
  - β. Melancholia attonita.
- b. Mania
  - α. Maniacal exaltation.
  - β. Maniacal frenzy.
- c. Stupor.

###### 2. Secondary incurable states.

- a. Secondary monomania.
- b. Terminal dementia
  - α. Dementia agitata.
  - β. Dementia apathetica.

##### II. Psychic degenerative states.

- a. Constitutional affective insanity (*folie raisonnante*).
- b. Moral insanity.
- c. Primary monomania
  - α. With delusions.
    - αα. Of a persecutory tinge.
    - ββ. Of an ambitious tinge.
  - β. With imperative conceptions.
- d. Insanities transformed from the constitutional neuroses.
  - α. Epileptic.
  - β. Hysterical.
  - γ. Hypochondriac.
- e. Periodic insanity.

##### III. Brain diseases with predominating mental symptoms.

- a. Paralytic dementia.
- b. Cerebral syphilis.
- c. Chronic alcoholism.
- d. Senile dementia.
- e. Acute delirium.

#### B. Mental results of arrested brain-development: idiocy and cretinism.

**I., Acquired**, that arising after a long period of life of mental integrity. **I., Alcoholic**, that induced by alcoholic excess, usually a result of hereditary tendencies. **I., Alternating**. See *I., Circular*. **I., Circular**, cyclothymia; alternating insanity; a form of insanity recurring in cycles varying in length from a few days to many months. The arrangement of the cycle varies in different individuals, but is constant in a given case. Thus melancholia may be followed by mania, and this by a lucid interval, the passage from one mental condition to the other being abrupt or gradual. **I., Climacteric**, insanity occurring at or near the menopause. **I., Communicated**, that transmitted by association with an insane person. **I., Confusional**, stuporous insanity; delusional stupor; mania hallucinatoria; surgical insanity; puerperal mania; post-febrile insanity; an acute insanity produced by nervous shock or exhausting disease, without distinct constant emotional depression or exaltation, with marked failure of mental power or complete imbecility, often accompanied by hallucinations and loss of physical power. Recovery is usually complete. **I., Doubting**, a form of melancholia according to Régis, but according to others a psycho-convulsive mental disease closely allied to delusional insanity, which consists in an uncontrollable doubt and indecision regarding the occupations, duties, or events of the day, of religion, etc. **I., Epidemic**, a form occasionally manifested among a number of people in common association, as in convents or schools. **I., Febrile**, a maniacal form, occasionally occurring in the course or as a sequel of acute inflammation or fever. **I., Hereditary**, that transmitted from parent to child, and not induced by other

apparent cause. **I., Ideational**, a term applied to any form in which there is marked perversion of the reasoning powers. **I., Impulsive**, a form in which the patient possesses an uncontrollable desire to commit acts of violence. **I., Moral**, a form marked by perversion and depravity of the moral sense, apparently without impairment of the reasoning and intellectual faculties. **I. of Pregnancy**, a form occurring during pregnancy, characterized by melancholia, suicidal intent, and abhorrence of friends and relatives. **I., Primary**, a form, often congenital, that arises with the development of the body. It may also proceed from injury or disease of the brain in early life. **I., Puerperal**, a term sometimes applied to the delirium of childbirth, but more properly to the mania occurring after delivery. **I., Simultaneous**, when two or more persons hereditarily inclined become affected at the same time. **I., Menstrual**. See *I., Periodic*. **I., Periodic**, a condition dependent upon original or acquired psychopathy, in which attacks of insanity occur at regular or irregular intervals. If occurring in women at the menstrual epoch it is called *Menstrual Insanity*. **I., Stuporous**, the primary acute form of dementia; a disease chiefly met with in youth and early maturity. It is usually due largely to masturbation, and is also called *Anergic Stupor*. See also *I., Confusional*. **I., Surgical**. See *I., Confusional*. **I., Volitional**, such forms as are marked by derangement of the will.

**Insatiability** (*in-sa-she-ab-il'-it-e*) [*in*, not; *satiare*, to satisfy]. The property of being insatiable. See *Acoria*. **Insatiable** (*in-sa'-she-ab-l*) [*insatiabilis*, that which cannot be satisfied]. Inordinately greedy; incapable of being satisfied. **I. Appetite**. See *Bulimia*.

**Inscriptions tendinæ** (*in-skríp-te-o'-nēz ten-din'-e-e*). The lineæ transversæ of the rectus abdominis muscle.

**Insculpt** (*in-skulpt'*) [*insculpere*, to cut or carve in]. In biology, applied to lichens that grow in the depressions in rocks.

**Insect** (*in'-sekt*) [*insectum*, an insect]. Any member of the class of animals called *Insecta*. **I.-powder**, the powdered flowers of several species of *Pyrethrum* or "buhach," an insecticide in common use. In the United States the flowers of *P. cineræ-folium* are extensively grown for this purpose. See *Buhach*. **I. Wax**. See *Chinese Wax*.

**Insected** (*in-sekt'-ted*) [*insectus*, p. p. of *insecare*, to cut in]. Incised or cut into.

**Insecticide** (*in-sek'-tis-id*) [*insectum*, insect; *cædere*, to kill]. A substance that is destructive to insects.

**Insectiform** (*in-sek'-tif-orm*) [*insectum*, an insect; *forma*, form]. Resembling an insect.

**Insectivora** (*in-sek-tiv'-o-rah*) [*insectum*, an insect; *vorare*, to devour]. An order of plantigrade animals belonging to the *Mammalia*, and living upon insects.

**Insectivorism** (*in-sek-tiv'-or-izm*) [*insectum*, an insect; *vorare*, to devour]. In biology, the property of capturing and devouring insects, such as is possessed by certain plants.

**Insectivorous** (*in-sek-tiv'-or-us*) [*insectum*, insect; *vorare*, to devour]. In biology, feeding upon insects.

**Insectology** (*in-sek-tol'-o-jē*) [*insectum*, insect; *λόγος*, science]. The science treating of insects.

**Insemination** (*in-sem-in-a'-shun*) [*inseminare*, to plant seed]. The planting of seed. The introduction of semen.

**Insenscence** (*in-sen-es'-ens*) [*insenescentia*; *in*, not, or upon; *senex*, old]. 1. Vigorous age; old age without its ordinary infirmities. 2. The approach of old age.

**Insensibility** (*in-sens-ib-il'-it-e*) [*in*, not; *sentire*, to feel]. The condition or state of being insensible; absence of consciousness; anesthesia.

**Insensible** (*in-sen'-sib-l*) [*in*, not; *sentire*, to feel]. Without the sense of feeling. Incapable of being perceived or recognized by the senses. Unconscious.

**Insertion** (*in-ser'-shun*) [*insertio*; *inserere*, to set in]. The act of setting or placing in; or, that which is set in; the point at which a muscle is attached to the part that it moves; the place or the mode of attachment of an organ to its support. **I., Velamentous**, the attachment of the umbilical cord to the margin of the placenta.

**Insidious** (*in-sid'-e-us*) [*insidia*, an ambush]. Deceitful, stealthful. Hidden from external view. **I. Disease**, one, the onset of which is gradual or inappreciable.

**Inspid** (*in-sip'-id*) [*insipidus*, unsavory]. Tasteless.

**Insitio dentis** (*in-sish'-e-o den'-tis*) [*L.*]. Implantation of a tooth.

**In situ** (*in si'-tu*) [*in*, in; *situ*, position]. A Latin phrase meaning *in a given or natural position*.

**Insolatio** (*in-so-la'-she-o*). See *Sunstroke*.

**Insolation** (*in-so-la'-shun*) [*insolatio*; *in*, in; *sol*, sun].

1. Exposure to the sun, either as a prophylactic treatment or as a cause of disease. 2. Sunstroke. 3. In pharmacy, the drying or bleaching of substances by exposure to the sun.

**Insolubility** (*in-sol-u-bil'-it-e*) [*insolubilis*, insoluble]. The quality of being insoluble; lack of solubility.

**Insoluble** (*in-sol'-u-bl*) [*in*, not; *solubilis*, soluble]. Incapable of solution.

**Insomnia** (*in-som'-ne-ah*) [*in*, not; *somnus*, sleep]. Want of sleep; inability to sleep.

**Inspection** (*in-spek'-shun*) [*inspectio*, or *inspectus*, a beholding]. In medicine, the examination of the body or any part of it.

**Inspersion** (*in-sper-ga'-shun*) [*inspergere*, to sprinkle into]. The sprinkling or dusting of a part with a fine powder.

**Inspiration** (*in-spir-a'-shun*) [*inspiratio*; *in*, in; *spirare*, to breathe]. That part of respiration consisting of the drawing in of the breath.

**Inspiratory** (*in-spi'-rat-or-e*) [*in*, in; *spirare*, to breathe]. Pertaining to the act or function of inspiration. **I. Spasm**, a rare form of hysteric spasm of the larynx occurring only during inspiration, the vocal bands instead of separating, tending to approach one another.

**Insipissant** (*in-spis'-ant*) [*inspissans*; *in*, in; *spissare*, to thicken]. 1. Tending to thicken; thickening the blood or other fluids. 2. An agent that tends to increase the thickness of the blood or some other fluid.

**Insipissate** (*in-spis'-āt*) [*inspissare*, to thicken]. To make thick by evaporation or by absorption of the liquid menstruum.

**Instaminate** (*in-stam'-in-āt*) [*in*, not; *stamen*, a stamen]. Without stamens.

**Instauration** (*in-staw-ra'-shun*) [*instauratio*, renewal]. The first appearance of a physiologic condition; the establishment of a new function.

**Instep** (*in'-step*) [*instop*, the bend of the foot]. The arch of the foot, or its dorsal aspect.

**Instillation** (*in-stil-a'-shun*) [*instillatio*; *instillare*, to put in little by little]. The pouring of a liquid *gutta-tim*, or little by little. To introduce into a cavity, canal, or sac, drop by drop.

**Instinct** (*in-stingkt'*) [*instinguere*, to impel]. In biology, organic habits registered in the nervous system of the race (Grant Allen). An inherited natural impulse, unassociated with a reasoning conception as to cause and effect.

**Instinctive** (*in-stingkt'-tiv*) [*instinguere*, to impel]. Prompted or determined by instinct; of the nature of instinct.



**Instipulate** (*in-stip'-u-lat*) [*in*, without; *stipula*, a stalk]. In biology, without stipules.

**Institute** (*in'-stit-ut*) [*instituere*, to set up]. A statement of principles. Also, any establishment for the statement or dissemination of principles. **Institutes of Medicine**, the explanation or philosophy of the laws of the science of medicine, physiology, pathology, therapeutics, and hygiene, or the general and elementary principles of the same. The term is used sometimes as a synonym of physiology.

**Instrument** (*in'-stru-ment*) [*instrumentum*; *instruere*, to build]. Any mechanical tool or device used in operation or treatment. **I., Exploring**, for examining teeth to ascertain the work necessary to be done; more especially for determining the presence of caries of the teeth.

**Instrumentarium** (*in-stru-men-ta'-re-um*) [*L.*]. A supply or collection of surgical, dental, or other instruments.

**Instrumentation** (*in-stru-men-ta'-shun*) [*instrumentum*, an instrument]. The care and management of a surgeon's instruments.

**Insuccation** (*in-suk-a'-shun*) [*in*, into; *succus*, juice]. The steeping of a drug for a considerable time in water before using it in any pharmaceutical process.

**Insufficiency** (*in-suf-fish'-en-se*) [*insufficientia*; *in*, not; *sub*, under; *facere*, to make]. Incapacity of normal action, on account of some deficiency, as of size; the quality of not being sufficient for a special function or duty. In ophthalmology, a disturbance of equilibrium of the ocular muscles, that is overcome by the effort of binocular vision, and so does not produce strabismus. It is also called *latent* or *dynamic squint*. **I., Aortic**. See *Endocarditis*. **I. of the Cardiac Valves**, imperfect closure, permitting regurgitation. **I. of the Externi**, or esophoria; the internal recti ocular muscles are more powerful than the externi, or more accurately, the power of adduction, or convergence, is excessive. **I. of the Interni**, or exophoria; the external recti are predominant or the power of adduction is subnormal. **I. of Muscles, Active**, a phenomenon of a muscle acting on two or more joints when the joints over which it passes are so changed that it cannot contract actively any further than to the extent of the shortening from which it begins to be active. **I. of Muscles, Passive**, the analogue of the phenomena of active insufficiency whereby motion of the part is prevented from the position of the joint, the muscle being too short to act under such circumstances. **I. of the Ocular Muscles**, heterophoria, or unbalance; high degrees result in strabismus, diplopia, asthenopia, etc. **I., Mitral**. See *Endocarditis*. **I., Pulmonary**. See *Endocarditis*. **I., Tricuspid**. See *Endocarditis*.

**Insufflation** (*in-suf-fla'-shun*) [*insufflare*; *in*, in; *sufflare*, to puff]. The blowing of any finely divided substance upon a surface or into a cavity, or the filling of any cavity with air, gas, or vapor.

**Insufflator** (*in'-suf-la-tor*) [*in*, in; *sufflare*, to blow]. A small instrument for blowing fine powders into a cavity or on a surface. Also, one for blowing air into the lungs.

**Insula** (*in'-su-lah*) [*L.*]. **1.** In anatomy, the island of Reil. **2.** Any detached part or exclave of an organ. **3.** A blood-islet, or island. See *Island*.

**Insular** (*in'-su-lar*) [*insula*, an island]. Isolated in condition; also, pertaining to the Island of Reil. **I. Sclerosis, Disseminated, Cerebro-spinal, or Multiple Sclerosis**. A disease characterized by scattered islets of sclerosis in the brain and cord. It is called *sclerose en plaques disseminées* by the French, and *multiple sclerosis* by the Germans. It is distinctly a disease of

early adult life, and is of about equal frequency in the two sexes. The causes are obscure. The disease has been observed to follow infectious diseases, exposure to wet and cold, and traumatism. In some cases a neuropathic predisposition has been present. The symptoms vary according to the situation of the islets; the most common are motor derangement, a jerky tremor, paresis or paralysis, and ocular symptoms, as diplopia and amblyopia, with nystagmus, and occasionally atrophy of the discs. The tremor is ordinarily absent during repose, but appears on attempted movement, and is hence designated, intention-tremor. The speech is a characteristic one, very slow, each syllable being pronounced with difficulty; hence it is said to be of a "scanning" nature. Vertigo is also a very frequent symptom, and in the advanced stage the mind undergoes deterioration, and dementia may make its appearance. The knee-jerks are exaggerated and ankle-clonus is present. The lesions of the disease are small grayish or yellow gelatinous patches scattered throughout the brain and in both the white and gray matter of the cord.

**Insulate** (*in'-su-lät*) [*insulare*, to make like an island]. To isolate or separate from surroundings. In electricity, to surround a conductor with a non-conducting substance or with one having an exceedingly high degree of resistance.

**Insulation** (*in-su-la'-shun*) [*insulatio*; *insulare*, to make like an island]. The process of insulating; the state or quality of being insulated.

**Insult** (*in'-sult*) [*insultus*; *in*, upon; *saltare*, to leap]. The beginning of a paroxysm or of an attack of a disease. **I., Apoplectic**, an apoplectic stroke.

**Insusceptibility** (*in-sus-sep-tib-il'-it-e*) [*insusceptibilis*, not susceptible]. Absence of contagious quality; it differs from Immunity in being applied to the disease instead of the person.

**Integer** (*in'-te-ger*) [*L.*]. An entity. **I., Fissural**, a term designating a fissure of the brain, which is independent in some species or individuals, and deepest at or about the middle of its length, corresponding nearly with the place of first appearance.

**Integral** (*in'-te-gral*) [*integer*, whole]. Entire; essential.

**Integration** (*in-te-gra'-shun*) [*integratio*, a renewing]. The blending of separate parts into one, as in the embryo.

**Integrity** (*in-teg'-rit-e*) [*integritus*; *integer*, whole]. Wholeness; entirety. Also, virginity.

**Integument** (*in-teg'-u-ment*) [*integumentum*; *in*, upon; *tegere*, to cover]. A covering, especially the skin. In botany, the envelop surrounding the ovule of phanerogamous plants. **I., Fetal**, the fetal membranes.

**Intellect** (*in'-tel-ekt*) [*intellectus*; [*inter*, between; *legere*, to choose]. The mind or reasoning power. **I., Deranged**. See *Insanity*.

**Intelligence** (*in-te'-ij-ence*) [*intelligentia*, intelligence]. The understanding that comes from the perception of qualities and attributes of the objective world, and is manifested in the purposive employment of means to attain an end.

**Intemperance** (*in-tem'-per-ans*) [*in*, not; *temperantia*, mildness]. Want of moderation; immoderate indulgence, especially with reference to alcoholic liquors.

**Intensity** (*in-ten'-sit-e*) [*intensio*, stretched, strung]. Concentration of energy or activity. Also, a high degree of energy or power. **I., Specific**. See *Specific*.

**Intensive** (*in-ten'-siv*) [*intensus*, stretched; strung]. Gradually increased in force or energy. Strengthening or increasing the sexual passions. **I. Method of Pasteur.** See *Pasteur*.

**Intention** (*in-ten'-shun*) [*intentio*, a stretching out]. See *Healing*. **I.-tremor**, a tremor coming on when attempts at voluntary motion are made.

**Inter-** (*in'-ter-*) [*inter*, between]. A Latin prefix signifying between.

**Interaccessory** (*in-ter-ak'-ses-or-e*) [*inter*, between; *accedere*, to go to]. Situated between accessory processes of the vertebræ. **I. Muscles**, short lumbar muscles connecting the accessory processes of the vertebræ.

**Interarticular** (*in-ter-ar-tik'-u-lar*) [*inter*, between; *articulus*, a joint]. Situated between joints. **I. Fibro-cartilage**, the flattened cartilaginous plates, irregular in shape, between the articular cartilages of certain joints.

**Interarytenoid** (*in-ter-ar-i'-ten-oid*) [*inter*, between; *ἀρὶτρα*, a pitcher; *εἶδος*, likeness]. Between the two arytenoid cartilages. **I. Muscle.** See *Muscles*, *Table of*.

**Interauricular** (*in-ter-aw-rik'-u-lar*) [*inter*, between; *auricula*, auricle]. Situated between the auricles or auriculæ.

**Interbrain** (*in'-ter-brān*). See *Diencephalon* and *Thalamencephalon*.

**Intercadence** (*in-ter-ka'-dens*) [*inter*, between; *cadere*, to fall]. The irregular beating of the pulse, which seems occasionally to have an additional beat between normal pulsations.

**Intercadent** (*in-ter-ka'-dent*) [*inter*, between; *cadere*, to fall]. Exhibiting the quality of intercadence.

**Intercalary** (*in-ter'-kal-a-re*) [*inter*, between; *calare*, to insert]. Placed or inserted between. **I. Growth**, a growth of new material interstitially deposited.

**Intercalatum** (*in-ter-kal'-at-um*) [*inter*, between; *calare*, to insert]. *Substantia nigra*: *locus niger*; a dark mass of crescentic outline situated between the ventral crusta and the dorsal tegmentum of the crus cerebri.

**Intercapillary** (*in-ter-kap'-il-a-re*) [*inter*, between; *capillus*, a hair]. Between capillaries.

**Intercarotic, Intercarotid** (*in-ter-kar-ot'-ik*, *in-ter-kar-ot'-id*) [*inter*, between; *καρβεῖν*, to produce sleep]. Situated between the external and internal carotids. **I. Ganglion.** See *Ganglia*, *Table of*.

**Intercavernous** (*in-ter-kav-er'-nus*) [*inter*, between; *caverna*, a cave]. Situated between two antra, or between the two cavernous sinuses.

**Intercellular** (*in-ter-sell'-u-lar*) [*inter*, between; *cellula*, a small cell]. Among or between cells.

**Intercentral** (*in-ter-sen'-tral*) [*inter*, between; *centrum*, a center]. Between centers.

**Intercerebral** (*in-ter-ser'-e-bral*) [*inter*, between; *cerebrum*, cerebrum]. Between the right and left cerebral hemispheres.

**Interchondral** (*in-ter-kon'-dral*) [*inter*, between; *χόνδρος*, cartilage]. Between cartilages; by means of the interposition of cartilages.

**Intercilium** (*in-ter-sil'-e-um*). See *Glabella*.

**Interclavicle** (*in-ter-klav'-ik-l*) [*inter*, between; *clavus*, a key]. A membrane-bone which in all vertebrates below the rank of mammals, and also in the monotremes, is developed either ventrad of the sternum, or between the clavicles. In the typical mammalia no true interclavicle exists; but some theorists have given the name to certain extra-sternal structural elements in the true or placental mammals.

**Interclavicular** (*in-ter-klav-ik'-u-lar*) [*inter*, between; *clavicula*, the collar-bone]. Between the clavicles.

**Interclinoid** (*in-ter-kli'-noid*) [*inter*, between; *κλῆψ*,

bed; *εἶδος*, resemblance]. Between the clinoid processes of the sphenoid bone.

**Intercolumnar** (*in-ter-kol-um'-nar*). See *Fascia*.

**Intercondylar, or Intercondyloid** (*in-ter-kon'-dil-ar*, *in-ter-kon'-dil-oid*) [*inter*, between; *κόνδυλος*, a knob; *εἶδος*, likeness]. Between condyles. **I. Eminence**, the spine or knob separating the two condylar portions of the tibia. **I. Fossa**, the notch between the condyles of the femur. **I. Line**, a transverse line crossing above the intercondyloid fossa, and joining the condyles.

**I. Notch.** Same as *I. Fossa*.

**Intercostal** (*in-ter-kos'-tal*) [*inter*, between; *costa*, a rib]. Pertaining to the space between ribs. **I. Arteries**, the aortic arteries of the intercostal spaces. See *Arteries*, *Table of*. **I. Muscles.** See *Muscles*, *Table of*. **I. Nerves**, the anterior divisions of the dorso-spinal nerves. See *Nerves*, *Table of*.

**Intercosto-humeral** (*in-ter-kos'-to-hu'-mer-al*) [*inter*, between; *costa*, rib; *humerus*, the bone of the upper arm]. Pertaining to the arm and the space between the ribs.

**Intercourse** (*in'-ter-kors*) [*intercursum*, commerce]. Communication. **I., Carnal**, sexual connection; coition. **I., Sexual.** Same as *I., Carnal*.

**Intercoxal** (*in-ter-koks'-al*) [*inter*, between; *coxa*, hip]. Situated between the coxæ or hips.

**Intercurrent** (*in-ter-kur'-ent*) [*inter*, between; *currere*, to run]. Occurring or taking place between. **I. Disease**, a term loosely applied to diseases occurring sporadically during a period of prevailing endemic or epidemic diseases. Also applied to a disease arising or progressing during the existence of another disease in the same person.

**Interdental** (*in-ter-den'-tal*) [*inter*, between; *dens*, a tooth]. **1.** Between the teeth. **2.** An interdentium. **I. Splint**, a splint used in fracture of the jaw, consisting of a metallic frame at the neck of the teeth, held by wire sutures passing between the teeth.

**Interdentium** (*in-ter-den'-she-um*) [*inter*, between; *dens*, a tooth]. The space between any two of the teeth.

**Interdiction** (*in-ter-dik'-shun*) [*interdictio*, a prohibiting]. A judicial or legal process that deprives an insane person or one suspected of insanity of the management of his own affairs or of the affairs of others.

**Interdigital** (*in-ter-dij'-it-al*) [*inter*, between; *digitus*, a finger]. Between fingers. **I. Membrane**, the skin between the toes of palmate-footed animals. **I. Space**, that between adjacent fingers.

**Interditation** (*in-ter-dij-it-a'-shun*) [*inter*, between; *digitus*, a finger]. The locking or dovetailing of similar parts, as the fingers of one hand with those of the other; or of the ends of the *obliquus externus* muscle with those of the *serratus magnus*.

**Interfascicular** (*in-ter-fas-ik'-u-lar*) [*inter*, between; *fasciculus*, a bundle]. Situated between fasciculi.

**Interfemoral** (*in-ter-fem'-or-al*) [*inter*, between; *femur*, the thigh]. Between the femurs or thighs.

**Interfere** (*in-ter-fer'*) [*inter*, between; *ferire*, to strike]. In horses, to strike one hoof or the shoe of one hoof against the opposite leg or fetlock.

**Interference** (*in-ter-fer'-ens*) [*inter*, between; *ferire*, to strike]. Interposition. **I. of Light**, the mutual neutralization of waves of light, as shown in Newton's rings, when the crest of one wave falls upon the trough of another. **I. of Sound**, the neutralization of two sound-waves, one by the other.

**Interfibrillar** (*in-ter-fi'-bril-ar*) [*inter*, between; *fibra*, a fiber]. In biology, situated between the fibrillæ of tissues.

**Interfilar** (*in-ter-fi'-lar*) [*inter*, between; *filum*, a thread]. In biology, existing between the filaments of a reticulum.



**Interganglionic** (*in-ter-gang-gle-on'-ik*) [*inter*, between; γάγγλιον, a tumor, ganglion]. Connecting one ganglion with another; lying between ganglia.

**Interglandular** (*in-ter-gland'-u-lar*) [*inter*, between; glandula, a gland]. Situated between glands.

**Interglobular** (*in-ter-glob'-u-lar*) [*inter*, between; globulus, a ball]. Situated between globules. **I. Spaces**, irregular cavities seen in a section of dentine, after the earthy matter has been removed by putting a tooth in dilute acid. They are so called because surrounded by minute globules of dentine.

**Intergyral** (*in-ter-ji'-ral*) [*inter*, between; gyrus, a gyre]. Situated between two or more gyri.

**Interhemispheric** (*in-ter-hem-e-se'-e-bral*) [*inter*, between; ἡμι, half; cerebrum, cerebrum]. Situated between the cerebral hemispheres.

**Interhemispheric** (*in-ter-hem-is-fe'-ik*) [*inter*, between; ἡμι, half; σφαῖρα, sphere]. Situated between hemispheres.

**Interinhibitive** (*in-ter-in-hib'-it-iv*) [*inter*, between; inhibere, to inhibit]. Mutually inhibitory.

**Interjectional** (*in-ter-jek'-shun-al*) [*inter*, between; jicere, to throw]. Interjected; thrown between. **I. Speech**, the expression of emotions by inarticulate sounds.

**Interlaminar** (*in-ter-lam'-in-ar*) [*inter*, between; lamina, a leaf]. In biology, situated between laminae.

**Interlobar** (*in-ter-lo'-bar*) [*inter*, between; lobus, a lobe]. Situated between lobes.

**Interlobular** (*in-ter-lob'-u-lar*) [*inter*, between; lobulus, a lobule]. Between lobules. **I. Emphysema**. See *Emphysema*.

**Intermalar** (*in-ter-mal'-lar*) [*inter*, between; mala, the cheek-bone]. Situated between the malar bones.

**Intermarriage** (*in-ter-mar'-aj*) [*inter*, between; maritus, a husband]. Marriage between persons related by consanguinity, or between persons of different races.

**Intermastoid** (*in-ter-mas'-toid*) [*inter*, between; μαστός, breast; εἶδος, likeness]. Situated between or connecting the two mastoid processes.

**Intermaxilla** (*in-ter-maks-il'-ah*) [*inter*, between; maxilla, jaw]. The premaxilla; the intermaxillary bone.

**Intermaxillary** (*in-ter-maks-il'-a-re*) [*inter*, between; maxilla, jaw-bone]. Between the maxillary bones. **I. Bone**, the small bone that receives the incisors, situated between the superior maxillary bones of the fetus. It also occurs in most mammals.

**Intermediate** (*in-ter-me'-de-at*) [*inter*, between; medius, the middle]. Situated between. **I. Dysmenorrhea**. See *Dysmenorrhea*. **I. Carbon-atoms**, those connected with two other carbon-atoms, having two valence-units that may be saturated by two hydrogen-atoms (or other elements).

**Intermeningeal** (*in-ter-men-in'-je-al*) [*inter*, between; μῆνις, membrane]. Between the dura and the arachnoid; or, between the latter and the pia. **I. Hemorrhage**, a hemorrhage between the meninges of the brain or spinal cord.

**Intermenstrual** (*in-ter-men'-stru-al*) [*inter*, between; menstrualis, menstrual]. Between the menstrual periods.

**Interment** (*in-ter'-ment*) [*in*, in; terra, the earth]. The burial of the body.

**Intermetacarpal** (*in-ter-met-ak-ar'-pal*) [*inter*, between; μετά, beyond; καρπός, the wrist]. Between the metacarpal bones.

**Intermetatarsal** (*in-ter-met-at-ar'-sal*) [*inter*, between; μετά, beyond; τάρσος, tarsus]. Between the metatarsal bones.

**Intermission** (*in-ter-mish'-un*) [*intermissio*, a breaking off]. The interval between the paroxysms of a fever.

Also, an interval in which the pulse fails to beat in rhythmic time.

**Intermittent** (*in-ter-mit'-ent*) [*inter*, between; mittere, to send or occur]. Occurring at intervals. **I. Fever**. See *Fever*. **I. Insanity**. See *Insanity*, *Cyclic*. **I. Ligature**. See *Ligature*. **I. Pulse**, one the rhythm of which is interrupted by pauses at irregular intervals. **I. Hemisystole**, a very rare condition sometimes encountered in cases of mitral insufficiency, in which with every two beats of the heart only one beat of the pulse is felt.

**Intermuscular** (*in-ter-mus'-ku-lar*) [*inter*, between; musculus, a muscle]. Situated between muscles.

**Intern** (*in-tern'*) [*Fr.*, interne]. An in-door or resident physician in a hospital; a member of an in-door staff of physicians.

**Internal** (*in-ter'-nal*) [*internus*, inward]. Situated within or on the inside. **I. Capsule**, the band of white nerve-matter between the thalamus and the interventricular portion of the striatum. **I. Capsule, Knee of**, the angle formed by the junction of the two divisions of the internal capsule. **I. Cell-formation**, free cell-formation; endogenous cell-formation. That mode of cell-division in which new cells are formed within the walls of an old cell, as distinguished from fission and gemmation.

**Internarial** (*in-ter-na'-re-al*) [*inter*, between; nares, nostrils]. Situated between the nostrils.

**Interneural** (*in-ter-nu'-ral*) [*inter*, between; νῆρον, nerve]. Situated between neural spines.

**Internode** (*in'-ter-nōd*) [*inter*, between; nodus, a knot]. The space between adjacent joints or knots, as the phalanx of a finger or a toe. That part of a nerve-fibril between Ranvier's nodes is called the *internodal segment*.

**Internodum** (*in-ter-nō'-de-um*). Same as *Internode*.

**Internuclear** (*in-ter-nu'-kle-ar*) [*inter*, between; nucleus, a kernel]. Situated between nuclei.

**Internuncial** (*in-ter-nun'-shal*) [*inter*, between; nuncius, a messenger]. Serving as a connecting or announcing medium, e.g., the nerves in their relation to the muscles and the will.

**Internus** (*in-ter'-nus*). See *Internal*.

**Interoptic** (*in-ter-op'-tik*) [*inter*, between; opticus, optic]. Between the optic lobes, tracts or nerves of the brain.

**Interorbital** (*in-ter-or'-bit-al*) [*inter*, between; orbita, the orbit]. Situated between the orbits. **I. Bone**, the median bone of fishes. **I. Plate** and **I. Septum**, a structure of the fore-brain, with its extension, found in certain fishes and reptiles.

**Interosseous** (*in-ter-os'-e-us*) [*inter*, between; ossa, a bone]. Between two bones. **I. Arteries**, a name given to various branches of the dorsal, palmar, plantar, and metatarsal arteries of the hand, foot, and forearm. See *Arteries*, *Table of*. **I. Muscles**, a name given to certain muscles of the hand, foot, and forearm. See *Muscles*, *Table of*. **I. Nerves**, the nerves supplying the interosseous muscles. See *Nerves*, *Table of*.

**Interpalpebral** (*in-ter-pal'-pe-bral*) [*inter*, between; palpebra, the eyelid]. Between the palpebrae. **I. Spot**. See *Pinguecula*. **I. Zone**, that part of the cornea and of the scleral conjunctiva that ordinarily is not covered by the lids.

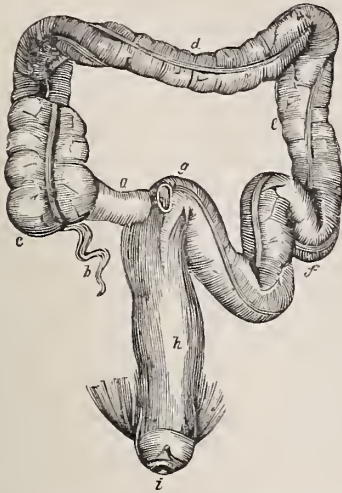
**Interpapillary** (*in-ter-pap'-il-a-re*) [*inter*, between; papilla, a papilla]. Between papillae.

**Interparietal** (*in-ter-par-i'-et-al*) [*inter*, between; paries, walls]. Between walls. **I. Bone**, a term sometimes applied to the upper, squamous, and non-cartilaginous part of the occipital bone. **I. Fissure**. See *Fissure*. **I. Suture**, the sagittal suture, or that formed by the approximation of the parietal bones.

- Interpeduncular** (*in-ter-pe-dung'-ku-lar*) [*inter*, between; *pedunculus*, a little foot]. Situated between the cerebral or cerebellar peduncles. **I. Space**, the *pons Varolii*, or posterior perforated space that forms the posterior portion of the floor of the third ventricle.
- Interphalangeal** (*in-ter-fa-lan'-je-al*) [*inter*, between; *φάλαγξ*, a finger]. Between the fingers or the toes. **I. Articulations**, the ginglymoid articulations of the fingers and of the toes.
- Interplacental** (*in-ter-plas-en'-tal*) [*inter*, between; *placenta*, a cake]. Between the placental lacunæ.
- Interpolation** (*in-ter-po-la'-shun*) [*interpolare*, to furnish up]. The surgical transfer of tissue to a new part, or from one subject to another.
- Interpubic** (*in-ter-pu'-bik*) [*inter*, between; *pubis*, pubis]. Situated between the pubic bones. **I. Disc**, the fibro-cartilaginous mass forming the symphysis of the pubis.
- Interradial** (*in-ter-ra'-de-al*) [*inter*, between; *radius*, a ray]. Situated between two rays.
- Interramicorn** (*in-ter-ram'-ik-orn*) [*inter*, between; *ramus*, a branch; *cornu*, a horn]. In biology, a portion of the horny sheath of the bill in certain birds.
- Interrenal** (*in-ter-re'-nal*) [*inter*, between; *ren*, the kidney]. Situated between the kidneys.
- Interrupted** (*in-ter-up'-ted*) [*interrumpere*, to break apart]. Broken; irregular. **I. Breathing**. See *Breath-sounds*.
- Interrupter** (*in-ter-up'-ter*) [*interrumpere*, to break apart]. One who, or that which, interrupts; specifically, a device for breaking an electric current.
- Interscapular** (*in-ter-skap'-u-lar*) [*inter*, between; *scapula*, the shoulder-blade]. Between the shoulder-blades. **I. Region**, the part of the chest between the two shoulder-blades. **I. Reflex**. See *Reflexes*, *Table of*.
- Interscapulum** (*in-ter-skap'-u-lum*) [*inter*, between; *scapula*, shoulder-blades; *pl.*, *Interscapula*]. In biology, the region of the back between the shoulder-blades.
- Interspace** (*in'-ter-spās*) [*inter*, between; *spatium*, a space]. An interval between the ribs, or between the fibers or lobules of a tissue or organ.
- Interspinal** (*in-ter-spi'-nal*) [*inter*, between; *spina*, a spine]. Between spines; specifically, between the spines of the vertebræ. **I. Muscles**. See *Muscles*, *Table of*.
- Interspinous** (*in-ter-spi'-nus*) [*inter*, between; *spina*, a spine]. Situated between spinous processes, as of the vertebræ.
- Interstice** (*in-ter'-stis*) [*interstitium*, a space between]. A space or interval. Also, a pore.
- Interstitial** (*in-ter-stish'-al*) [*interstitium*, space between; *pl.*, *Interstitia*]. Pertaining to any space or interval between parts or organs, and especially applied to that which is placed between parenchymatous structures. **I. Absorption**, the absorption of the partitions of a multiloculated cyst or abscess. Also, any similar absorption. **I. Atrophy**, a condition observed in certain diseases of the bones (*arthritis deformans*), in which the mineral matter has been absorbed to such an extent that only reticulated laminae remain. **I. Hypertrophy**, a condition in certain diseases of the bones in which there is an excessive deposit of mineral matter in the Haversian canals and lacunæ. It is often accompanied by diminution in the size of the bone. **I. Keratitis**. See *Keratitis*. **I. Pregnancy**. See *Pregnancy*.
- Intertransversales** (*in-ter-trans-ver-sa'-lēz*) [*inter*, between; *transversus*, turned across]. A name given to the short bundles of muscular fibers extending between the transverse processes of contiguous vertebræ. See *Muscles Table of*.
- Interriginous** (*in-ter-trij'-in-us*) [*inter*, between; *terere*, to rub]. Of the nature of or affected with intertrigo.
- Interrigo** (*in-ter-tri'-gō*) [*inter*, between; *terere*, to rub]. An erythematous eruption or lesion of the skin produced by friction of adjacent parts. See *Erythema*.
- Intertrochanteric** (*in-ter-tro-kan-ter'-ik*) [*inter*, between; *τροχαντήρ*, trochanter]. Between the trochanters. **I. Line**. See *Lines*, *Table of*.
- Intertubular** (*in-ter-tu'-bu-lar*) [*inter*, between; *tubulus*, a tube]. Between tubes. **I. Substance**, the translucent, granular substance of the dentine of the tooth, containing most of its earthy elements.
- Interureteric** (*in-ter-u-ret-er'-ik*) [*inter*, between; *οὐρητήρ*, ureter]. Situated between the ureters or their outlets.
- Intervaginal** (*in-ter-vaj'-in-al*) [*inter*, between; *vagina*, sheath]. Between sheaths. **I. Space**, that found within the sheaths of the optic nerve.
- Interval** (*in'-ter-val*) [*inter*, between; *vallum*, a rampart]. A space or lapse either of time or distance, as the interval between the paroxysms of a fever, or between two organs or parts of the body. **I., Focal**, the distance between the anterior and posterior focal points. **I., Sacro-cotyloid**, a space existing between the promontory of the sacrum and the posterior part of the cotyloid cavity or acetabulum.
- Intervenium** (*in-ter-ve'-ne-um*) [*inter*, between; *vena*, vein; *pl.*, *Intervenia*]. In biology, the space between the veins of leaves.
- Interventricular** (*in-ter-ven-trik'-u-lar*) [*inter*, between; *ventriculum*, a ventricle]. Between ventricles, *e. g.*, of the heart. **I. Septum**, the fibrous septum or partition between the ventricles of the heart.
- Intervenular** (*in-ter-ven'-u-lar*) [*inter*, between; *venula*, a little vein]. In biology, situated between the veins of an insect's wing.
- Intervertebral** (*in-ter-ver'-te-bral*) [*inter*, between; *vertebra*, a bone of the spine]. Between the vertebræ. **I. Discs**, the lenticular discs of fibro-cartilage between the adjacent surfaces of the bodies of the vertebræ. **I. Foramen**. See *Foramen*. **I. Notch**, the notch at the base of the pedicle of the laminae on the sides of the body of each vertebra. **I. Substance**. Same as *I. Discs*.
- Intervillous** (*in-ter-vill'-us*) [*inter*, between; *villus*, a tuft of hair]. Situated between villi.
- Intestinal** (*in-tes'-tin-al*) [*intestinum*, the intestine]. Pertaining to the intestine. **I. Absorption**, the absorption of the peptonized products of digestion by the capillaries, veins, and lacteals of the mucous membrane of the intestines. **I. Anastomosis**. See *Anastomosis*. **I. Arteries**, the arteries of the intestines, of which the principal trunks are the celiac axis and the mesenteric branches. The lower part of the rectum is supplied by the hemorrhoidal branches of the iliac and pudic arteries. See *Arteries*, *Table of*. **I. Canal**, the entire intestinal passage from the beginning of the duodenum to the anus. **I. Cast**. Same as *I. Mole*. **I. Concretion**. See *Enterolith*. **I. Fever**. Synonym of *Typhoid Fever*. **I. Fistula**, a fistula or unnatural aperture in any part of an intestine. **I. Glands**, the glands found in the *I. Canal*. See *Gland*. **I. Juice**, the liquid secretion of the intestinal glands. **I. Mole**, the membranous discharge from the bowel in *Pseudo-membranous Enteritis*. **I. Obstruction**, arrest of or interference with the progress of the feces. **I. Tract**, or **Tube**. Same as *I. Canal*.



**Intestine** (*in-tes'-tin*) [*intestinus*, intestine]. The part of the digestive tube extending from the beginning of the duodenum to the anus. **I.**, **Large**, comprises



THE LARGE INTESTINE.

a. Entrance of the small intestine. b. Appendix vermiformis. c. Caput caecum coli. d. Transverse colon. e. Descending colon. f. Sigmoid flexure. h. Rectum. i. Anus.

the cecum, colon, and rectum. **I.**, **Small**, consists of the duodenum, jejunum, and ileum.

**Intestinorum inflammatio** (*in-tes-tin-o'-rum in-flam-a'-she-o*) [L., "Inflammation of the intestines"]. See *Enteritis*.

**Intestinalum** (*in-tes-tin'-u-lum*) [L., a small intestine: *pl.*, *Intestinalula*]. **1.** The small intestine. **2.** A cerebral convolution or gyrus. **3.** The umbilical cord or navel-string.

**Intextine** (*in-teks'-tin*) [*intus*, within; *externus*, without]. In biology, a supplementary inner layer of the extine of the pollen-grains of certain plants.

**Intima** (*in'-tim-ah*) [*intimus*, inmost]. A term used instead of *tunica intima*: the innermost coat, or thin, transparent endothelial lining of the heart and blood-vessels, consisting of a layer of irregular, long, fusiform, nucleated, squamous cells.

**Intine** (*in'-tin*) [*intus*, within]. In biology, the inner coat of the pollen-grain.

**Intolerance** (*in-tol'-er-ans*) [*intolerans*; *in*, not; *tolerere*, to bear]. Want of endurance or ability to stand pain. Impatience. Also, the inability to endure the action of a medicine.

**Intonation** (*in-to-na'-shun*) [*intonere*, to thunder]. **1.** The rumbling or gurgling sound produced by the movement of flatus in the bowels. **2.** The tone of the voice.

**Intortion** (*in-tor'-shun*) [*intortus*, p. p. of *intorquere*, to curl, to twist]. In biology, the winding, bending, or twisting of a part or organ.

**Intoxicant** (*in-toks'-ik-ant*) [*intoxicare*, to intoxicate]. **1.** Intoxicating; capable of producing intoxication or poisoning. **2.** A drug or agent capable of producing intoxication.

**Intoxication** (*in-toks-ik-a'-shun*) [*intoxicare*, to poison]. A word popularly used to denote the effect of the excessive use of or an overdose of an alcoholic liquor; in a wider sense, any poisoning; the state resulting from an overpowering dose of any poison. **I.**, **Septic**. See *Septicemia*. **I.**, **Uremic**. See *Uremia*.

**Intra-** (*in'-trah-*) [*intra*, within]. A Latin prefix sig-

nifying within. **I.-abdominal**, within the cavity of the abdomen. **I.-arachnoid**, within the arachnoid space. **I.-articular**, within a joint. **I.-capsular**, within the capsular ligament of a joint.

**Intrabiontic** (*in-trah-bi-on'-tik*) [*intra*, within; *βίος*, life; *ὄν* (*όν*), being]. In biology, applied to phenomena occurring within, and determined by, an individual organism. **I.** **Selection**, Weismann's term for the principle formulated by Roux, of the struggle of the parts concerned in ontogeny.

**Intracardiac** (*in-trah-kar'-de-ak*) [*intra*, within; *καρδία*, heart]. Situated or produced within the heart-cavity.

**Intracartilaginous** (*in-trah-kar-til-a'-in-us*) [*intra*, within; *cartilago*, cartilage]. Within a cartilage. **I.** **Ossification**. See *Ossification*.

**Intracellular** (*in-tra-sell'-u-lar*) [*intra*, within; *cellula*, a little cell]. In biology, existing or happening within the cell. **I.** **Digestion**, also called *parenchymatous digestion*; digestion as exhibited by unicellular organisms. **I.** **Pangenesis**. See *Heredity* and *Pangenesis*.

**Intracerebral** (*in-trah-ser'-e-bral*) [*intra*, within; *cerebrum*, cerebrum]. Within the cerebrum.

**Intracervical** (*in-trah-ser'-vik-al*) [*intra*, within; *cervix*, cervix]. Within the cervical canal of the uterus.

**Intraciliary** (*in-trah-sil'-e-a-re*) [*intra*, within; *cilium*, an eye-lash]. Situated within the ciliary region.

**Intracranial** (*in-trah-kra'-ne-al*) [*intra*, within; *κράνιον*, the skull]. Within the skull. **I.** **Hemorrhage**, an escape of blood within the cranial cavity; cerebral hemorrhage.

**Intracutaneous** (*in-trah-ku-ta'-ne-us*) [*intra*, within; *cutis*, the skin]. Within the skin-substance.

**Intracystic** (*in-trah-sis'-tik*) [*intra*, within; *κύστις*, a cyst]. Situated or occurring within a cyst.

**Intradermic** (*in-trah-der'-mik*) [*intra*, within; *δέρμα*, skin]. Same as *Intracutaneous*.

**Intradural** (*in-trah-du'-ral*) [*intra*, within; *durus*, hard]. Situated or occurring within the dura.

**Intrafetation** (*in-trah-fe-ta'-shun*) [*intra*, within; *fetus*, a fetus]. The formation of a fetus within another fetus.

**Intragyrus** (*in-trah-jir'-ral*) [*intra*, within; *gyrus*, a gyre]. Within a gyre of the brain.

**Intrahepatic** (*in-trah-he-pat'-ik*) [*intra*, within; *ἥπαρ*, liver]. Within the liver-substance.

**Intralamellar** (*in-trah-lam-el'-ar*) [*intra*, within; *lamella*, a thin plate]. In biology, within the lamellæ.

**Intraligamentous** (*in-trah-lig-am-en'-tus*) [*intra*, within; *ligamentum*, a ligament]. Within or between the folds of a ligament, as a cyst.

**Intralingual** (*in-trah-ling'-gwal*) [*intra*, within; *lingua*, tongue]. Within the substance of the tongue.

**Intralobular** (*in-trah-lob'-u-lar*) [*intra*, within; *lobulus*, a little lobe]. Within a lobe or lobule. **I.** **Vein**, a vein traversing a liver-lobule. **I.** **Plexus**, a network of vessels in a liver-lobule.

**Intramembranous** (*in-trah-mem'-bran-us*) [*intra*, within; *membrana*, a membrane]. Within a membrane.

**Intrameningeal** (*in-trah-men-in'-je-al*) [*intra*, within; *μῆνις*, membrane]. Situated within the substance of the membranes of the brain or spinal cord. **I.** **Hemorrhage**, an effusion of blood into the sac of the dura mater.

**Intramolecular** (*in-trah-mo-lek'-u-lar*) [*intra*, within; *molecula*, a molecule]. Within the molecules of a substance.

**Intramural** (*in-trah-mu'-ral*) [*intra*, within; *mura*, a wall]. Intraparietal. Within the substance of the walls of an organ.

- Intramuscular** (*in-trah-mus'-ku-lar*) [*intra*, within; *musculus*, a muscle]. Within the substance of a muscle.
- Intranasal** (*in-trah-na'-sal*) [*intra*, within; *nasus*, nose]. Within the cavity of the nose.
- Intranuclear** (*in-trah-nu'-kle-ar*) [*intra*, within; *nucleus*, a kernel]. Within a nucleus.
- Intra-ocular** (*in-trah-ok'-u-lar*) [*intra*, within; *oculus*, eye]. Within the globe of the eye. **I. Hemorrhage**, an effusion of blood into the globe of the eye. **I. Pressure, or Tension**. See *Tension*.
- Intra-orbital** (*in-trah-or'-bit-al*) [*intra*, within; *orbita*, orbit]. Within the orbit. **I. Aneurysm**, an aneurysm within the orbit of the eye, and usually involving a branch of the ophthalmic artery. **I. Hemorrhage**, a hemorrhage taking place within the orbit, but behind the capsule of Tenon.
- Intraosseous** (*in-trah-os'-e-us*) [*intra*, within; *os*, a bone]. Within the substance of a bone.
- Intraovarian** (*in-trah-o-va'-re-an*) [*intra*, within; *ovarium*, ovary]. Within the ovarian stroma.
- Intraparietal** (*in-trah-par'-it-et-al*) [*intra*, within; *paries*, a wall]. **1.** Within the wall or the substance of the wall of an organ. **2.** Within the parietal region of the cerebrum, *e. g.*, the *I. Fissure*.
- Intrapelvic** (*in-trah-pel'-vik*) [*intra*, within; *pelvis*, basin]. Within the pelvic cavity.
- Intraperitoneal** (*in-tra-per-it-on-e'-al*) [*intra*, within; *περιτόναιον*, the peritoneum]. Within the peritoneum or membranous sac that covers the abdominal viscera.
- Intraplacental** (*in-trah-plas-en'-tal*) [*intra*, within; *placenta*, cake]. Within the placental tissue.
- Intrapleural** (*in-trah-plu'-ral*) [*intra*, within; *πλευρά*, a rib]. Within the pleural cavity.
- Intrapolar** (*in-trah-po'-lar*) [*intra*, within; *polus*, pole]. Between the poles or ends of an axis. See, also, *Extrapolar*.
- Intrapulmonary** (*in-trah-pul'-mo-na-re*) [*intra*, within; *pulmo*, the lung]. Within the substance of the lung.
- Intraretinal** (*in-trah-ret'-in-al*) [*intra*, within; *retina*, retina]. Within the substance of the retina.
- Intrascleral** (*in-trah-skle'-ral*) [*intra*, within; *σκληρός*, hard]. Situated, occurring, or performed within the sclera.
- Intrascrotal** (*in-trah-skro'-tal*) [*intra*, within; *scrotum*, scrotum]. Within the scrotal sac.
- Intraspinal** (*in-trah-spi'-nal*) [*intra*, within; *spina*, spine]. Within the spinal canal.
- Intratesticular** (*in-trah-tes-tik'-u-lar*) [*intra*, within; *testiculus*, a testicle]. Within the testicle.
- Intratubal** (*in-trah-tu'-bal*) [*intra*, within; *tuba*, a trumpet]. Within a Fallopian tube.
- Intratympanic** (*in-trah-tim-pan'-ik*) [*intra*, within; *tympanum*, the ear-drum]. Within the tympanic cavity.
- Intraurethral** (*in-trah-u-rēth'-ral*) [*intra*, within; *οὐρήθρα*, urethra]. Within the urethra.
- Intra-uterine** (*in-trah-ū'-ter-in*) [*intra*, within; *uterus*, womb]. Within the womb. **I. Amputation**, a spontaneous amputation occurring occasionally to some part of the *fetus in utero* that becomes constricted by the umbilical cord or from other causes. **I. Drowning**, death of the *fetus in utero* from efforts at respiration, liquor amnii instead of air being drawn into the air-tubes. The cause of the respiratory efforts is an arrest of fetal circulation in the cord or placenta. **I. Fracture**, that which occurs to a *fetus in utero*. **I. Life**, that period of the existence of an animal between conception and birth.
- Intravasation** (*in-trav-as-a'-shun*) [*intra*, within; *vas*, vessel]. The entrance of extraneous matter, as pus, into a blood-vessel. Cf. *Extravasation*.
- Intravascular** (*in-trah-vas'-ku-lar*) [*intra*, within; *vasculum*, a small vessel]. Within the blood-vessel system.
- Intravenous** (*in-trah-ve'-nus*) [*intra*, within; *vena*, a vein]. Within, or into the veins. **I. Infusion, or Injection**, the introduction of a saline solution or other liquid into the veins.
- Intravertebral** (*in-trah-ver'-te-bral*) [*intra*, within; *vertebra*, a vertebra]. Same as *Intraspinal*.
- Intravesical** (*in-tra-ves'-ik-al*) [*intra*, within; *vesica*, bladder]. Occurring or situated within the bladder.
- Intrinsic** (*in-trin'-sik*) [*intrinsecus*, on the inside]. **1.** Inherent, inward. Peculiar to a part—*e. g.*, certain muscles. **2.** Relating to the body (or organism) independent of the environment—*e. g.*, *Toponymy*.
- Introcession** (*in-tro-ses'-shun*) [*introcedere*, to go into]. A depression or sinking in, as of a surface.
- Introflexion** (*in-tro-flek'-shun*) [*intro*, within; *flexio*, a bending]. A bending in; inward flexion.
- Introitus** (*in-tro'-it-us*) [*intro*, within; *ire*, to go]. Any aperture or opening in the body. **I. pelvis**, the inlet of the pelvis. **I. vagina**, the external aperture of the vagina.
- Intromission** (*in-tro-mish'-un*) [*intro*, within; *mittere*, to send]. The introduction of one body within the walls of another, as of the penis into the vagina.
- Intorse** (*in-trors'*) [*intro*, within; *versus*, p. p. of *vertere*, to turn]. In biology, applied to stamens that turn toward the axis of the flower.
- Introspection** (*in-tro-spek'-shun*) [*intro*, within; *spicere*, to look]. The act of looking inward. **I., Morbid**, the morbid habit of self-examination; insane, or quasi-insane, dwelling upon one's own thoughts, feelings, impulses, fears, or conduct.
- Introsusception** (*in-tro-sus-sep'-shun*) [*intro*, within; *suscipere*, to receive]. The slipping or telescoping of one part of the intestine upon another part; intussusception.
- Introvenium** (*in-tro-ve'-ne-un*) [*intro*, within; *vena*, vein]. In biology, a condition of leaves in which the veins are infossous, or sunk and embedded in the parenchyma.
- Introversion** (*in-tro-ver'-shun*) [*intro*, within; *vertere*, to turn]. A turning within, as, introversion of the uterus. **I. of the Iris**, a bending backward of the iris in such a way that it lies upon the ciliary body.
- Invert** (*in-tro-vert'*) [*intro*, within; *vertere*, to turn]. In biology, turned in.
- Intruse** (*in-trūs'*) [*intrusus*, p. p. of *intrudere*, to thrust in]. In biology, projecting inward.
- Intubation** (*in-tu-ba'-shun*) [*in*, in; *tubus*, a pipe]. The passage of a tube into or past the larynx, to allow the entrance of air into the lungs in croup, diphtheria, etc., or to dilate a stricture, etc.
- Intumescence** (*in-tu-mes'-ens*) [*intumescencia*; *intumescere*, to swell]. A swelling, of any character whatever. Also, an increase of the volume of any organ or part of the body.
- Intumescencia** (*in-tu-mes-en'-she-ah*) [L.]. A swelling. **I. gangliiformis**, the reddish gangliiform swelling of the seventh nerve in the aqueductus Fallopii in the petrous portion of the temporal bone.
- Intussusception** (*in-tus-sus-ep'-shun*) [*intus*, within; *suscipere*, to receive]. Invagination or involution of one part of the intestine within another part. It is of frequent occurrence in the young. It is caused by undue peristalsis. The site of the intussusception varies; thus, it may be—**1. Ileo-cecal**, the ileum with the ileo-cecal valve descending into the cecum and colon; this is the most common variety; **2. Colic**, the invagination being limited to the large intestine; **3. Ileal**, when the ileum alone is involved; **4. Ileo-**



*colic*, when the ileum prolapses through the lips of the ileo-cecal valve.

**Inula** (*in'-u-lah*) [L.]. Elecampane. The root of *I. helenium*. It contains a crystalline substance, helenin,  $C_6H_8O$ , the dose of which is gr.  $\frac{1}{6}$  -  $\frac{1}{3}$ , and from 20 to 40 per cent. of a starch, known as *inulin*. It is a gentle stimulant, and is employed in bronchitis and to hasten the appearance of the skin-symptoms in exanthematous fevers. Dose gr. xx -  $\frac{1}{2}$  j of the root, or  $\frac{3}{4}$  j - ij of a decoction,  $\frac{5}{8}$  ss to the Oj. The genus *Inula* contains various coarse composite-flowered herbs of the old world, several of which have properties similar to those of the official species.

**Inulin** (*in'-u-lin*) [*inula*, elecampane],  $C_6H_{10}O_5$ . 1. A vegetable principle found in the roots of dahlia, in chicory, and other plants. It is a white powder, with which iodine gives a yellow color, and is soluble in hot water. See *Carbohydrates*, Table of. 2. The precipitate from a tincture of the root of *Inula helenium*; an aromatic stimulant, tonic, and expectorant. Dose i to 3 grains. Unof.

**Inulol** (*in'-u-lol*). See *Alantol*.

**Inunction** (*in-unkt'-shun*) [*inunctio*; *inungere*, to anoint]. The act of rubbing an oily or fatty substance into the skin. Also, the substance used for anointment. 1. **Treatment**, a form of treatment of syphilis. It consists in rubbing into the skin metallic mercury or some mercurial preparation, mixed or suspended in a fatty vehicle. It is active, sure, and rapid, but dirty and unpleasant. It is best used in the form of the blue ointment of a strength of fifty per cent. The application should be made upon different portions of the body in successive treatments.

**Inustion** (*in-us'-chun*) [*inustio*, a burning in]. A burning in; deep or thorough cauterization.

**Invagination** (*in-vaj-in-a'-shun*) [*invaginatio*; *invaginare*, to ensheath]. The sheathing or telescoping of a part or organ by a canal-like structure, as the intestine. An operation for obliterating a hernial canal by the inflammation resulting from pushing the skin inward and suturing the parts together.

**Invalid** (*in'-val-id*) [*invalidus*; *in*, not; *valere*, to be well]. One who is not well, especially one who is chronically ill or whose convalescence is slow.

**Invaliding** (*in'-val-id-ing*) [*in*, not; *valere*, to be well]. The placing of a soldier or officer on the list of invalids, and thus excusing him from active duty.

**Invalidism** (*in'-val-id-izm*) [*in*, not; *valere*, to be well]. Chronic ill-health; the state or condition of being an invalid.

**Invenose** (*in-ve'-nös*) [*in*, not; *vena*, a vein]. In biology, destitute of veins.

**Invasion** (*in-va'-zhun*) [*invasio*; *in*, upon; *vadere*, to go]. The beginning or attack of a disease. Also, the manner in which the disease begins its attack. 1. **Disease**, one due to the presence in the body of some animal parasite, as the tapeworm or the protozoan of malaria.

**Invermination** (*in-ver-min-a'-shun*) [*in*, in; *vermis*, worm]. A condition of having intestinal worms; ill-health due to parasitic worms; helminthiasis.

**Inverse Temperature**. A complete reversal of the usual course of the temperature, so that the morning temperature exhibits the maximum, and the evening temperature the minimum. It is not infrequently seen in acute tuberculous affections, and rarely in typhoid fever.

**Inversio palpebrarum** (*in-ver'-she-o pal-pe-bra'-rum*). Synonym of *Entropion*.

**Inversion** (*in-ver'-shun*) [*inversio*; *in*, not; *vertere*, to turn]. A turning or placing in a position the opposite of the normal position. In chemistry, a decomposition of certain sugars and other carbohydrates, induced

by the action of a ferment or dilute acid, by which the elements of water are added to a carbohydrate, each molecule of which breaks up into two molecules of a different carbohydrate. 1. **of Bladder**, a condition in which the bladder is in part or completely pushed into the dilated urethra. It occurs in females only. 1. **of Eyelashes**. See *Entropion*. 1. **of Uterus**, a condition in which the uterus is partially or completely turned inside out.

**Invert** (*in-vert'*) [*in*, in; *vertere*, to turn]. To turn in an opposite direction. 1. **sugar**, an amorphous saccharine substance, the chief constituent of honey, and produced by the action of ferments or dilute acids on cane-sugar. It is regarded as a mixture of equal parts of dextrose and levulose. A solution of cane-sugar turns the polarized ray of light to the right, while invert-sugar turns it to the left. From this inversion of the action on polarized light the process is called inversion, and the product invert-sugar.

**Invertase** (*in-ver'-täs*). Same as *Invertin*, q. v.

**Invertebrata** (*in-ver-te-bra'-tah*) [*in*, not; *vertebra*, backbone]. Animals that have no spinal column.

**Invertin** (*in-ver'-tin*) [*in*, not; *vertere*, to turn]. A ferment found in the intestinal juice, and produced by several species of yeast-plant; it converts cane-sugar in solution into invert-sugar. See *Ferments*.

**Investing** (*in-ves'-ting*) [*investire*, to invest]. Ensheathing, surrounding. In dentistry, embedding a denture in what is known as investing-material, for the purpose of soldering the linings or backings of the teeth to the plate.

**Inveterate** (*in-vel'-er-ät*) [*inveteratus*; *vetus*, old]. Long established, and obstinately resisting treatment, as an inveterate skin-disease.

**Invirility** (*in-vir-il'-it-e*) [*in*, not; *virilis*, of a man]. Lack of manly qualities, especially lack of virile power; male impotency.

**Inviscation** (*in-vis-ka'-shun*) [*in*, in; *viscum*, bird-lime]. The mixing of food with the saliva during mastication.

**Invital** (*in-vi'-tal*) [*in*, not; *vita*, life]. In biology, non-living or dead matter.

**In vitro** (*in vit'-ro*) [L.]. In the glass; applied to phenomena that are observed in experiments carried out in the laboratory with microorganisms, digestive ferments, and other agents, but that may not necessarily occur within the living body.

**Involucel** (*in-vol'-u-sel*) [dim. of *involucrum*, involucre]. In biology, a secondary involucre.

**Involucre** (*in'-vo-lu-ker*) [*involvere*, to roll up, to wrap up]. In biology, the bracts at the base of a flower-cluster.

**Involucrum** (*in-vo-lu'-krum*) [*involvere*, to enwrap; *pl.*, *Involucra*]. The covering of a part. The sheath of bone enveloping a sequester in dry necrosis.

**Involuntary** (*in-vol'-un-ta-re*) [*involuntarius*; *in*, not; *volo*, *velle*, to will]. Performed independently of the will; not by an act of the will. A term applied to certain motions and functions of the various organs of the body that are not controlled by, or are not dependent on, the will. 1. **Contraction**, muscular contractions not resulting from an act of the will. 1. **Muscles**, those that are not governed by the will.

**Involute** (*in'-vo-lüt*) [*involvere*, to roll up, to wrap up]. In biology, rolled up, as the edges of certain leaves in the bud.

**Involution** (*in-vo-lu'-shun*) [*involutio*; *involvere*, to roll upon]. The retrogressive change to their normal condition that certain organs undergo after fulfilling their functional purposes. 1. **of the Uterus**, the return of the uterus, which after gestation weighs about two pounds, to its normal weight and condition. 1. **forms**, a term applied to microorganisms that deviate

from a type, or undergo degenerative changes, probably as a result of nutritive variation. They are free in filaments, flat layers, or cube-like packets.

**Inward** (*in'-ward*) [ME., *inward*, inward]. Toward the center. **I. Convulsions.** Synonym of *Laryngismus stridulus*.

**Iodal** (*i'-o-dal*) [ἰώδης, like a violet],  $C_2I_3HO$ . A compound formed on the type of chloral, but containing iodine instead of chlorine. It is reported to resemble chloral in its sedative qualities, but is seldom used as a remedy. Unof.

**Iodantipyrin** (*i-o-dan-tip-i'-rin*). See *Iodopyrin*.

**Iodate** (*i'-o-dat*) [ἰώδης, like a violet]. Any salt of iodic acid.

**Iodated** (*i'-o-da-ted*) [ἰώδης, like a violet]. Charged with iodine.

**Iodatum** (*i-o-da'-tum*) [ἰώδης, like a violet]. Charged with iodine. *Amylum iodatum*, iodized starch.

**Iodia** (*i-o'-de-ah*) [ἰώδης, like a violet]. A proprietary remedy said to contain stillingia, menispermum, etc., with five grains of potassium iodide and two grains of iron phosphate in each fluidram. Dose as an alternative,  $\frac{3}{4}$  j-ij.

**Iodic Acid** (*i-od'-ik*). See *Acid*.

**Iodid** (*i'-o-did*) [ἰώδης, like a violet]. A compound of iodine with a metal or other substance.

**Iodidum** (*i-o-di'-dum*) [ἰώδης, like a violet; *gen. Iodidi*]. An iodide.

**Iodine**, or **Iodum** (*i'-o-din*, or *i'-o'-dum*) [ἰώδης, like a violet].  $I = 126.53$ ; quantitative 1; specific gravity 4.948 at 17° C. (62.6° F.) A non-metallic element with metallic luster, volatilizing at a low temperature, and giving off a crimson-purple vapor. It occurs in cod-liver oil, in most marine plants, and in shell-fish. It is soluble in alcohol, in solution of potassium iodide, and in solution of sodium chloride. In its elementary state it is an irritant to the skin, and is much used as a tincture to produce counter-irritation. See *Elements, Table of*. Potassium iodide, the principal form for internal use, is an alterative, ranking as a specific in tertiary syphilis, and with mercury, available in all forms of that disease. It is also an excellent remedy in hepatic cirrhosis and chronic bronchitis. Combined with ammonium it is valuable in catarrhal affections. **Acidi hydriodici**, **Syr.**, contains one per cent. of the absolute acid. Dose  $\frac{3}{4}$  j-iv. **Ammonii iodidum**. See *Ammonium*.

**Iodized Phenol**, unof., a mixture of iodine and carbolic acid, usually 1 to 4. For local use. **I., Lini-ment** (B. P.), one part of iodine in nine. **I., Liquor** (B. P.), one of iodine in 20. **Iodi, Liq., Comp.**, Lugol's solution—iodine 5, potassium iodide 10, water 85 parts. Dose  $\mathfrak{m}$  j-x, diluted. **I., Tinct.**, 8 per cent. in alcohol. Dose  $\mathfrak{m}$  j-v. For local use. **I., Trichlorid**, unof., recommended by Langenbach as an antiseptic in surgery. **I., Ung.**, iodine 4, potassium iodide 1, water 2, benzoated lard 93 parts. **I., Vapor** (B. P.), for inhalation,  $\frac{3}{4}$  j of iodine to  $\frac{3}{4}$  j of water. **Amylum iodatum**, iodized starch, iodine 5, starch 95 parts, distilled water 100 parts, triturated and dried. Dose  $\frac{3}{4}$  j- $\frac{5}{4}$  j. **Potassii iodidum**, **KI.** Dose gr. v- $\frac{3}{4}$  j. **Potass. iodid.**, **Ung.**, contains potass. iodide. 12, sod. hyposulph. 1, boiling water 6, benzoated lard 81 parts. **Sodii iodidum**, **NaI**, deliquescent. Dose gr. v- $\frac{3}{4}$  j. **I.-green**. See *Pigments, Conspectus of*. **I.-scarlet**. See *Pigments, Conspectus of*. **I.-violet**. See *Pigments, Conspectus of*.

**Iodism** (*i'-o-dizm*) [ἰώδης, like a violet]. A condition arising from the prolonged use of iodine or iodine compounds, marked by redness of the conjunctiva and of the mucous membrane of the respiratory passages, furry throat, and lachrymation, with symptoms resembling those of acute coryza.

**Iodized** (*i'-o-dizd*) [ἰώδης, like a violet]. Impregnated with iodine, as cotton, glycerin, etc.

**Iodoform** (*i-o'-do-form*) [ἰώδης, like a violet; *forma*, form]. Tri-iodo-methane,  $CHI_3$ . Iodide of Formyl. A compound containing about 91 per cent. of iodine. It is an antiseptic and feeble anesthetic, and is highly useful for local application to wounds, abrasions, and indolent sores. Internally it is a tonic. It seems to exert a special influence upon tuberculous processes. Its odor may be disguised by means of thymol or oil of rose. Dose, internally, gr. j-v. **I., Suppos.** (B. P.), each containing gr. iij of iodoform. **I., Unguent.**, for febrile sores.

**Iodoformism** (*i-o'-do-form-izm*) [ἰώδης, like a violet; *forma*, form]. Poisoning with iodoform.

**Iodoformize** (*i-o'-do-form-iz*) [ἰώδης, like a violet; *forma*, form]. To impregnate with iodoform.

**Iodol** (*i'-o-dol*) [ἰώδης, like a violet],  $C_4I_4NH$ . An iodo-carbamid existing in the form of an amorphous brown powder, soluble in ether and oil. It is more actively antiseptic than iodoform and is free from odor. Locally it is an anesthetic, and favors granulation. It is of reputed service as an application to syphilitic sores, etc. Dose gr. ss-v. Unof.

**Iodo-naphthol-beta** (*i-o-do-naf'-thol-ba'-tah*) [ἰώδης, like a violet; *νάφθα*, naphtha; *βέτα*, the second Greek letter]. The sodium of naphthol-beta, suggested as a substitute for iodoform as an antiseptic dressing. Unof.

**Iodophenin** (*i-o-do-fe'-nin*) [ἰώδης, like a violet; *phenyl*]. A compound allied to phenacetin. It is an efficient bactericide, but is objectionable because of its strong evolution of iodine, of which it contains about 50 per cent. It is a crystalline powder, of an iodine-odor and a burning taste, and colors the skin yellow. It melts at 266° F. (130° C.) Unof.

**Iodophthisis** (*i-o-doff'-this-is*) [ἰώδης, like a violet; *φθίσις*, a wasting]. The emaciation, or local or general wasting that may result from free use of iodine as a remedy.

**Iodopyrin** (*i-o-do-pi'-rin*) [ἰώδης, like a violet; *πῦρ*, fire]. Iodantipyrin. A chemically compound of iodine and antipyrin, with the composition,  $C_{11}H_{11}IN_2O$ . It is an antipyretic in doses of from one to five grains. Unof.

**Iodo-quinin Sulphate**. Same as *Herapathite*.

**Iodosis** (*i-o-do'-sis*). Same as *Iodism*.

**Iodotannin** (*i-o-do-tan'-in*) [ἰώδης, like a violet; *ME.*, *tannen*, to tan]. An aqueous mixture of iodine and tannin.

**Iodotherapy** (*i-o-do-ther'-ap-e*) [ἰώδης, like a violet; *θεραπεία*, therapy]. The treatment or cure of disease by the use of iodine or its compounds.

**Iodum** (*i-o'-dum*). See *Iodine*.

**Iodure** (*i'-o-dür*) [Fr.]. An iodide.

**Ioduret** (*i-od'-u-ret*) [ἰώδης, like a violet]. An iodide.

**Ion** (*i'-on*) [ἰών, *ion*, going]. An element set free by electrolysis, and classified as an *anion* or *kation*, according as it is set free at the positive or negative pole. **I., Migration of**, the transference of an ion from one pole to another.

**Ionidium** (*i-o-nid'-e-um*) [ion, a violet]. A genus of violaceous herbs and shrubs. **I. ipecacuanha**, produces what is called *white ipecac*; this and several other species are emetic and cathartic. See also *Cuichunchulli*. None is official; but the roots of several species are said to be mixed with commercial ipecac.

**Ionthus** (*i-on'-thus*) [ιονθος, acne]. That form of acne that often accompanies the first appearance of the beard. A general name for acne and the diseases that resemble it.



**Iopterous** (*i-op'-ter-us*) [*ἰov*, a violet; *πτερόν*, a feather]. In biology, having violet-colored wings.

**Iotacism** (*i-o'-tas-izm*) [*ἰωτακισμός*, iotacism]. 1. Inability to pronounce distinctly the proper sound of the letter *i*. 2. Substitution of the long *e* sound for the *e* sounds of other vowels.

**Ioterium** (*i-o-te'-re-um*) [*ἰός*, poison; *τερέειν*, to pierce: *pl.*, *Ioteria*]. In biology, a poison-gland.

**Ipecac** (*ip'-e-kak*). See *Ipecacuanha*. **I., American.** See *Gillenia*. **I., White.** See *Ionidium*.

**Ipecacuan** (*ip-e-kak'-u-an*). See *Ipecacuanha*.

**Ipecacuanha** (*ip-e-kak-u-an'-ah*) [Braz., *ipecaagua*]. Ipecac. The root of *Cephaelis ipecacuanha*, found in Brazil. It contains an alkaloid, *emetin*,  $C_{20}H_{30}NO_5$ , and is an emetic, expectorant, and cholagogue; in very small doses, gr.  $\frac{1}{8}$ , it is a mild tonic. It is used mainly as a safe and prompt emetic, in membranous croup, and in the summer diarrhæa of children. Dose as an expectorant gr. ss-ij; as an emetic gr. xv-xxx. **I., Acetum.** (B. P.) Dose  $\mathfrak{m}$ v-xl. **I., Ext., Fld.** Dose  $\mathfrak{m}$ j-v. **I., Syr.,** 5 per cent. strength. Dose  $\mathfrak{z}$ j- $\mathfrak{z}$ ss. **I., Vin.,** 7 per cent. in strength. Dose  $\mathfrak{m}$ j- $\mathfrak{z}$ j. **I., Trochisci,** contain each  $\frac{1}{4}$  gr. of the drug. **I. et morphinæ,** Trochisci, contain each, morphin sulph. gr.  $\frac{1}{10}$ , ipecac gr.  $\frac{1}{2}$ , with flavoring-oil and sugar. **I. et opii,** Pulvis (*Pulv. ipec. comp.*, B. P.) Dover's powder, contains ipecac and opium each 10, sugar of milk 80 parts. Dose gr. ij-xv. **I. cum scilla,** Pil. (B. P.) Dose gr. v-x. **I. et opii, Tinct.,** deodorized tinct. of opium 100, evaporated to 85, fld. ext. ipecac 10, alcohol q. s. ad 100. Dose  $\mathfrak{m}$ v-xxx. **Emetin.** Dose as an expectorant gr.  $\frac{1}{20}$ - $\frac{1}{10}$ ; as an emetic  $\frac{1}{8}$ - $\frac{1}{4}$ .

**Ipomœa** (*ip-o-me'-ah*) (*ἰψ*, worm; *ὅμοιος*, like). A genus of convolvulaceous plants; bindweeds. **I. batatas** is the sweet potato. **I. purga.** See *Jalap*. **I. pandurata**, of the U. S., resembles jalap in its action. The seeds of **I. cœrulia** are recommended as a useful intestinal stimulant. **I. turpethum** affords turpeth-root, *q.v.* Many other species are medicinal. Unof.

**Iralgia** (*i-rall'-je-ah*). See *Iridalgia*.

**Irascibility** (*i-ras-ib-il'-ite*) [*ἰρασι*, to be angry]. The quality of being choleric, irritable, or of hasty temper. It is a frequent symptom in some varieties of insanity and in neurasthenia, and in some cases it amounts to a species of insanity.

**Iridæmia** (*ir-id-e'-me-ah*). See *Iridemia*.

**Iridal** (*i'-rid-al*) [*ἰρις*, iris]. Relating to the iris.

**Iridalgia** (*i-rid-al'-je-ah*) [*ἰρις*, iris; *ἄλγος*, pain]. Pain referable to the iris.

**Iridauesis** (*ir-id-awks-e'-sis*) [*ἰρις*, iris; *αὐξησις*, increase]. Auesis or tumefaction of the iris.

**Iridavulsion** (*ir-id-av-ul'-shun*) [*ἰρις*, iris; *avellere*, to tear away]. Surgical avulsion of the iris.

**Iridectome** (*ir-id-ek'-töm*) [*ἰρις*, iris; *ἐκτομή*, a cutting out]. A cutting instrument used in iridectomy.

**Iridectomy** (*ir-id-ek'-to-me*) [*ἰρις*, iris; *ἐκτομή*, excision]. The cutting out of a part of the iris. **I., Antiphlogistic**, one performed in inflammatory processes for therapeutic purposes. In **Optic I.** the piece of iris excised is over a portion of the lens or beneath a portion of cornea clearer than that exposed in the natural pupil, as a result of which additional vision is gained. See *Pupil, Artificial*. **I., Preliminary**, is performed in advance of the extraction of cataract, instead of at the same time.

**Iridectropium** (*ir-id-ek-tro'-pe-um*) [*ἰρις*, iris; *ἐκτρόπιον*, eversion]. Eversion of a part of the iris.

**Iridemia** (*ir-id-e'-me-ah*) [*ἰρις*, iris; *αἷμα*, blood]. Hemorrhage from the iris.

**Iridenceleis**, or **Iridenkleis** (*ir-id-en-kl'i'-sis*) [*ἰρις*, iris; *ἐγκλείν*, to lock in]. See *Iridodesis*.

**Iridentropium** (*ir-id-en-tro'-pe-um*) [*ἰρις*, iris; *ἐντροπή*, a turning in]. Inversion of a part of the iris.

**Irideremia** (*ir-id-er-e'-me-ah*) [*ἰρις*, iris; *ἐρημία*, lack]. Absence of one or both irides.

**Iridescence** (*ir-id-es'-ens*) [*iridescere*, to shine with rainbow-colors]. The property of breaking up light into the spectral colors.

**Iridesis** (*ir-id-e'-sis*). See *Iridodesis*.

**Iridian** (*i-rid'-e-an*) [*ἰρις*, iris]. Relating to the iris; iridal.

**Iridicolor** (*ir-id'-ic-ul-or*) [*iris*, a rainbow; *color*, color]. In biology, iridescent; exhibiting prismatic colors.

**Iridin** (*i'-rid-in*) [*ἰρις*, iris]. *Irisin*; a precipitated extract of *Blue Flag*. See *Iris*.

**Iriditis** (*ir-id-i'-tis*). Same as *Iritis*.

**Iridization** (*ir-id-iz-a'-shun*) [*ἰρις*, iris]. The subjective appearance, as of an iridescent halo seen by persons affected with glaucoma.

**Iridocèle** (*i-rid'-o-sèl*) [*ἰρις*, iris; *κήλη*, hernia]. Protrusion of a part of the iris through a wound or ulcer.

**Iridochoroiditis** (*ir-id-o-ko-roid-i'-tis*) [*ἰρις*, iris; *χόριον*, chorion; *εἶδος*, likeness; *τις*, inflammation]. Inflammation of both the iris and the choroid of the eye, the form usually assumed in sympathetic ophthalmia.

**Iridocinesis** (*ir-id-o-sin-e'-sis*). See *Iridokinesis*.

**Iridocyclitis** (*ir-id-o-sik-li'-tis*) [*ἰρις*, iris; *κύκλος*, a circle; *τις*, inflammation]. Inflammation of the iris and the ciliary body. See *Cyclitis*.

**Iridocyclochoroiditis** (*ir-id-o-sik-lo-ko-roid-i'-tis*) [*ἰρις*, iris; *κύκλος*, circle; *χόριον*, chorion; *εἶδος*, likeness; *τις*, inflammation]. Combined inflammation of the iris, the ciliary body, and the choroid.

**Iridocyte** (*ir'-id-o-sit*) [*ἰρις*, rainbow; *κύτος*, cell]. Any cell that produces color, either by means of its structure or its contents.

**Iridodesis** (*ir-id-od'-es-is*) [*ἰρις*, iris; *δέσις*, a binding together]. An obsolete method of displacing the normal pupil by ligature, instead of iridectomy.

**Iridodialysis** (*ir-id-o-di-al'-is-is*). See *Coredialysis*.

**Iridodonesis** (*ir-id-o-do-ne'-sis*) [*ἰρις*, iris; *δόνησις*, a trembling]. Tremulousness of the iris; hippus.

**Iridokinesis** (*ir-id-o-kin-e'-sis*) [*ἰρις*, iris; *κίνησις*, movement]. Any movement of the iris, normal or otherwise.

**Iridomalacia** (*ir-id-o-mal-a'-se-ah*) [*ἰρις*, iris; *μαλακία*, softness]. Morbid softening of the iris.

**Iridomotor** (*ir-id-o-mo'-tor*) [*ἰρις*, iris; *κινεῖν*, to move]. Promoting the motion of the iris.

**Iridoncosis** (*ir-id-on-ko'-sis*) [*ἰρις*, iris; *ὄγκωσις*, a puffing out]. Thickening of the iris.

**Iridoncus** (*ir-id-on'-kus*) [*ἰρις*, iris; *ὄγκος*, mass]. A tumor or swelling of the iris.

**Iridoparalysis** (*ir-id-o-par-al'-is-is*) [*ἰρις*, iris; *πάρλυσις*, paralysis]. Paralysis of the iris.

**Iridoparesis** (*ir-id-o-par'-es-is*) [*ἰρις*, iris; *πάρεσις*, a letting go]. A slight or partial paralysis of the iris.

**Iridoplasia** (*ir-id-o-pla'-ne-ah*) [*ἰρις*, iris; *πλάνη*, a wandering]. Same as *Hippus*.

**Iridoplasma** (*ir-id-o-plaz'-mah*) [*ἰρις*, iris; *πλάσμα*, anything formed]. A form of degeneration of the iris.

**Iridoplegia** (*ir-id-o-ple'-je-ah*) [*ἰρις*, iris; *πληγή*, stroke]. Paralysis of the sphincter of the iris.

**Iridoptosis** (*ir-id-op-to'-sis*) [*ἰρις*, iris; *πτῶσις*, a falling]. Prolapse of the iris.

**Irido-pupillary** (*ir-id-o-pu'-pil-a-re*) [*ἰρις*, iris; *puvilla*, the pupil of the eye]. Pertaining to the iris and the pupil.

**Iridorrhesis** (*ir-id-or-reks'-is*) [*ἰρις*, iris; *ῥήξις*, a breaking]. Iridectomy with iridavulsion. Rupture of the iris.

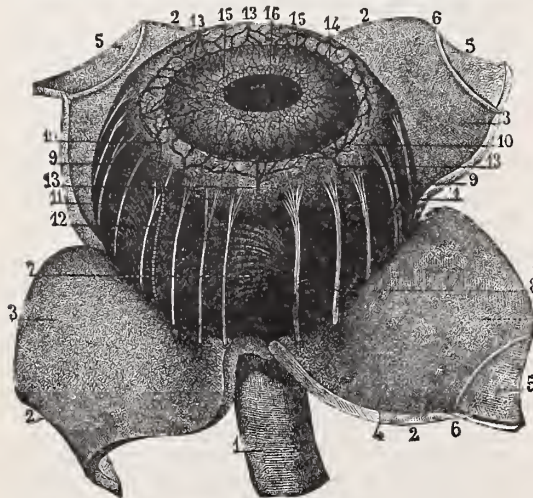
**Iridoschisis**, or **Iridoschisma** (*ir-id-os'-kis-is* or *ir-id-os-kis'-mah*) [*ἰρις*, iris; *σχίσις*, *σχίσμα*, cleft]. Coloboma of the iris.

**Iridotome** (*ir-id-o-tôm*) [*ἰρις*, iris; *τομή*, a cutting]. A cutting-instrument employed in iridotomy.

**Iridotomy** (*ir-id-ot'-o-me*) [*ἰρις*, iris; *τομή*, section]. An incision of any kind into the iris.


**Iridotromos** (*ir-id-ot'-ro-mos*) [*ἰρις*, iris; *τρόςμος*, tremor]. Hippus; tremor of the iris.

**Iris** (*i'-ris*) [*ἰρις*, a colored halo or circle]. 1. The anterior portion of the vascular tunic of the eye, attached to the pectinate ligament and ciliary body; its central aperture forms the pupil. 2. Blue-flag. The roots of *I. versicolor*. It contains a resinous



IRIS AND CHOROID.

1. Optic nerve. 2, 2, 2. Sclerotic, divided in four equal parts and turned back. 3, 3. Pigmentary granulation of its inner layer. 4. Section of lamina fusca. 5, 5, 5. Cornea, divided in four equal parts. 6, 6. Canal of Schlemm. 7. Outer surface of choroid. 8. Superior and internal trunk of vasa vorticosa. 9, 9. Irregular border limiting the choroid zone posteriorly. 10, 10. Anterior half of this zone; ciliary muscle. 11, 11. Ciliary nerves. 12. Long ciliary artery. 13, 13, 13. Anterior ciliary arteries. 14. Iris. 15. Small arterial circle of iris. 16. Pupillary orifice.



SECTION OF CILIARY BODY AND IRIS.

1, 1. Ciliary processes. 2, 2. Their bases or rounded extremities. 3, 3. Their apices. 4. A process with bifurcated extremity. 5, 5. Reticulated folds, or ciliary processes of the second order. 6, 6. Venules that emanate from these. 7, 7. Ora serrata of choroid. 8. Veins of choroid. 9. Section of iris. 10, 10. Circumference of iris. 11, 11. Small ring of iris. 12, 12. Large ring of iris.

principle, *iridin*. The fresh rhizome is purgative, emetic, and diuretic, and is serviceable in catarrh of the duodenum, and in malarial ailments. **I., Ext.**

Dose gr. j-v. **I., Ext. fld.** Dose m-v-5j. **Iridin**, the oleoresin, is a cholagogue. Unof. Dose gr. j-v. The genus *Iris* embraces many other species, some of them purgative, and some reputed to be poisonous.

See *Orris-root*. **I., Absence of.** See *Irideremia*. **I., Angle of**, that formed by the junction of the cornea and the iris. **I.-contraction.** See *Reflexes*, *Table of*. **I.-green.** Same as *Bladder-green*.

**I., Prolapse of** (or *Hernia of*), protrusion of a portion of the iris through an opening in the cornea or sclera; when the iris is adherent the condition is called *anterior synechia*; when the iris is adherent to the lens behind, the condition is called *posterior synechia*. **I., Tremulous**, arises from non-support of the iris in aphakia or dislocation of the crystalline lens.

**Irish** (*i'-rish*) [ME., *Irish*, Irish]. Pertaining to Ireland. **I. Ague.** Synonym of *Typhus Fever*, q. v.

**I. Moss.** See *Chondrus*.

**Irisin** (*i'-ris-in*) [*ἰρις*, iris]. The precipitate from a tincture of the root of Blue-flag, *Iris versicolor*; it is cholagogue, sialagogue, and diuretic. Dose 2 to 4 grains. Unof.

**Iritic** (*i'-rit'-ik*) [*ἰρις*, iris; *ιτις*, inflammation]. Of the nature of, pertaining to, or affected with, iritis.

**Iritis** (*i'-rit'-tis*) [*ἰρις*, iris; *ιτις*, inflammation]. Inflammation of the iris, called after its origin, or character, blennorrhagic, rheumatic, diabetic, syphilitic, plastic, serous, primary, secondary. **I., Condylomatous**, *I. papulosa*; that accompanied by the formation of papules or condylomata in the iris. **I. gummosa**, that in which gunmata are formed in the iris. **I. papulosa**. See *I., Condylomatous*.

**Iritomy** (*i'-rit'-o-me*). See *Iridotomy*.

**Iron** (*i'-ern*) [ME., *iron*, iron]. See *Ferrum*. **I. Bath.** See *Bath*. **I. Minium.** Same as *Colcothar*.

**I. Wood**, the heart-wood of *Ostrya virginica*, a tonic, antiperiodic, and alterative. It has been successfully used in malarial diseases, neuralgia, and strumous affections. Dose of the fld. ext., 3 ss-j.

Unof.

**Irradiating** (*ir-ra'-de-a-ting*) [*irradiare*, to emit rays in every direction]. Radiating from a center, as a pain arising from a definite focus of irritation.

**Irradiation** (*ir-ra-de-a'-shun*) [*irradiatio*; *irradiare*, to emit rays in every direction]. A phenomenon in which, owing to the difference in the illumination of the field of vision, or its background, objects appear much larger than they really are.

**Irreducible** (*ir-re-dūs'-ib-l*) [*in*, not; *reducere*, to lead back]. That which cannot be reduced or restored to its normal condition. In chemistry, applied to a compound that cannot be separated. In surgery, applied to a fracture or dislocation that cannot be replaced. **I. Hernia.** See *Hernia*.

**Irregular** (*ir-reg'-u-lar*) [*in*, not; *regula*, rule]. Not regular; not normal or according to rule; not rhythmic; not recurring at proper intervals.

**Irregularity** (*ir-reg-u-lar'-it-e*) [*in*, not; *regula*, a rule]. Lack of regularity; unevenness. **I. of the Teeth**, deviation of the teeth from their natural arrangement is of frequent occurrence, and is dependent upon a variety of causes. The following are among the most frequent: 1. Want of synchronism between the destruction of the roots of the temporary teeth and the growth of the permanent teeth. 2. The premature removal of one or more of the temporary teeth. 3. Disproportion between the size of the alveolar arch and the teeth. 4. Supernumerary teeth. 5. Malformation of the jaws.



**Irrespirable** (*ir-res-piʹ-rab-l*) [*in*, not; *respirare*, to breathe]. Not capable of being breathed.

**Irrigant** (*irʹ-ig-ant*) [*irrigare*, to lead water to]. A substance or wash used in or by irrigation.

**Irrigation** (*ir-ig-aʹ-shun*) [*irrigare*, to lead water to]. The application of water, especially a stream, to an inflamed or abnormal tissue for purposes of moistening, antiseptic, cooling, or flushing the part.

**Irrigator** (*irʹ-ig-a-tor*) [*irrigare*, to lead water to]. An apparatus, or device, for accomplishing the irrigation of a part, surface, or cavity.

**Irritability** (*ir-it-ab-ilʹ-it-e*) [*irritabilitas*, irritability]. The quality of being susceptible to excitement or irritation. **I.**, **Faradic**, the muscular contraction caused by a secondary or induced current. **I.**, **Galvanic**, the muscular contraction caused by the direct current. **I.**, **Muscular**, the inherent contractile quality of a muscle. **I.**, **Nervous**, the property of a nerve to transmit impulses upon stimulation. See, also, *Irascibility*.

**Irritable** (*irʹ-it-ab-l*) [*irritabilis*, easily excited]. Easily inflamed. Susceptible to irritation. **I.** **Bladder**, a condition of the bladder marked by constant desire to void urine. **I.** **Breast**, a neuralgic condition of the mammary gland, usually associated with uterine affections, or with intercostal neuralgia. **I.** **Heart**, Da Costa's term for a peculiar condition of the heart characterized by precordial pain, dyspnea on exertion, palpitation, and irregularity of the heart's action. It is induced by over-exertion, masturbation, and neurotic tendencies. Hypertrophy may occasionally develop. **I.** **Spine**, a condition of spinal anemia frequently occurring in young hysteric females. There is pain along the spine, with tenderness on pressure, and vertigo, nausea, palpitation, and neuralgias. **I.** **Testicle**. See *Testicle*. **I.** **Tongue**, the clean, very red tongue, with enlarged red papillæ about its tip, seen in the dyspepsia of drunkards.

**Irritant** (*irʹ-it-ant*) [*irritare*, to excite]. **1.** Causing, or giving rise to, irritation. **2.** An agent or remedy that induces irritation or inflammation. **I.**, **Chemic**, one acting by virtue of its affinity for the elements or compounds of organic tissue, as nitric acid, or potassic hydrate. **I.**, **Mechanical**, one causing lesions or inflammations by mechanical operation, as cuts, contusions, pressure, or distention. **I.**, **Nervous**, one acting through the medium of the nerves.

**Irritation** (*ir-it-aʹ-shun*) [*irritatio*, excitement]. A condition of undue excitement. Also, an inflamed state. Also, the stimulus necessary to the performance of the functions of an organ.

**Irritative** (*irʹ-it-a-tiv*) [*irritare*, to excite]. Exciting or irritating. **I.** **Fever**, a febrile condition dependent upon the presence in the body of irritating substances. Also a synonym of *Simple Continued Fever*.

**Errorate** (*irʹ-or-āt*) [*in*, upon; *rorare*, to distil dew]. In biology, minutely dotted, as if with small dew-drops.

**Irrumation** (*ir-u-maʹ-shun*) [*irrumare*, to give suck]. Same as *Buccal Coitus*, *q. v.* See *Nameless Crime*.

**Isabel, Isabelle** (*izʹ-a-belʹ*) [*Isabelle*, a woman's name]. Drab, or yellowish gray.

**Isadelphous** (*i-sad-elʹ-fus*) [*isos*, equal; *ἀδελφός*, brother]. In biology, having an equal number of stamens in each bundle or brotherhood.

**Isambert's Disease**. Acute miliary tuberculosis of the larynx and pharynx.

**Isandrous** (*i-sanʹ-drus*) [*isos*, equal; *ἀνήρ*, a male]. In biology, having stamens alike and corresponding in number to the petals.

**Isanthous** (*i-sanʹ-thus*) [*isos*, equal; *ἄνθος*, a flower]. In biology, having regular flowers.

**Isatin** (*iʹ-sat-in*) [*ισάτις*, wood],  $C_8H_5NO_2$ . A substance obtained by the oxidation of indigo with  $HNO_3$ . It crystallizes in yellowish red monoclinic prisms, melting at  $201^\circ C$ . It dissolves in water and in alcohol with a reddish-brown color; it has a disagreeable odor. **I.** **yellow**. See *Pigments, Conspectus of*.

**Isatoxim** (*i-sat-oksʹ-im*) [*ισάτις*, wood; *τοξικόν*, poison],  $C_8H_6N_2O_2$ . A substance prepared from isatin and hydroxylamin. It crystallizes from alcohol in yellow needles, and melts at  $202^\circ C$ .

**Isatropylcocain** (*i-sat-roʹ-pil-ko-kaʹ-in*),  $C_{19}H_{22}NO_4$ . An amorphous alkaloid from coca leaves. It has no anesthetic properties, but is said to be an active cardiac poison. *Unof.* See *Cocamin*.

**Ischemia** (*is-keʹ-me-ah*) [*ισχεμ*, to check; *αἷμα*, blood]. Bloodlessness. Deficiency of the supply of blood to a part. Local anemia.

**Ischemic** (*is-ke-mʹ-ik*) [*ισχεμ*, to check; *αἷμα*, blood]. Affected with or relating to ischemia.

**Ischesis** (*isʹ-kes-is*) [*ισχεμ*, to check]. Retention or suppression of a discharge or secretion.

**Ischiadic** (*is-ke-adʹ-ik*). Same as *Ischiatic*.

**Ischiagra** (*is-ke-aʹ-grah*) [*ισχίον*, hip; *ἄγρα*, seizure]. Gout in the hip.

**Ischial** (*isʹ-ke-alʹ*) [*ισχίον*, ischium]. Pertaining or belonging to the ischium.

**Ischialgia** (*is-ke-alʹ-je-ah*) [*ισχίον*, hip; *ἄλγος*, pain]. Sciatica; neuralgia of the hip.

**Ischialgic** (*is-ke-alʹ-jik*) [*ισχίον*, hip; *ἄλγος*, pain]. Relating to or affected with ischialgia.

**Ischiatic** (*is-ke-atʹ-ik*) [*ισχίον*, hip]. Pertaining to the ischium. **I.** **Notches**, the notches, greater and lesser, of the ischium. The former transmits the pyriformis muscle, gluteal vessels, and superior gluteal nerve, the latter the tendon of the obturator internus, its nerve, and the pudic vessels and nerve. These notches are called also sacro-sciatic notches. (See illustration on p. 228.)

**Ischiatitis** (*is-ke-atʹ-it-tis*) [*ισχίον*, hip; *ίτις*, inflammation]. Inflammation of the sciatic nerve.

**Ischiatocele** (*is-ke-atʹ-o-sel*). See *Ischiocele*.

**Ischidrosis** (*is-kid-roʹ-sis*) [*ισχεμ*, to suppress; *ιδρώς*, sweat]. Suppression of sweat.

**Ischidrotic** (*is-kid-roʹ-ik*) [*ισχεμ*, to suppress; *ιδρώς*, sweat]. Causing a retention or suppression of the sweat.

**Ischien** (*isʹ-ke-en*) [*ισχίον*, hip]. Belonging to the ischium in itself.

**Ischigalactic** (*is-ke-gal-akʹ-tik*) [*ισχεμ*, to restrain; *γάλα*, milk]. **1.** Tending to check the flow of milk. **2.** An antigalactic agent or medicine.

**Ischio-** (*isʹ-ke-o-*) [*ισχίον*, hip]. A prefix indicating relationship to the ischium. **I.** **anal**, pertaining to the ischium and the anus. **I.** **bulbar**, pertaining to the ischium and the bulb of the urethra. **I.** **capsular**, pertaining to the ischium and the capsular ligament of the hip. **I.** **cavernosus**, the muscle that compresses the veins of the *crus penis* and assists in the erection of the penis. The **I.** **clitorianus** has a similar relation to the clitoris. See *Muscles, Table of*. **I.** **fibular**, pertaining both to the ischium and the fibula. **I.** **neuralgia**, sciatica. **I.** **perineal**, belonging to or pertaining to both ischium and perineum; pertaining to the space between the anus and the scrotum. **I.** **pubeotomy**. See *Farabaut's Operation*. **I.** **sacral**, relating to the ischium and the sacrum. **I.** **tibial**, relating both to the ischium and the tibia. **I.** **vertebral**, relating to the ischium and the vertebral column.

**Ischiocele** (*isʹ-ke-o-sel*) [*ισχίον*, hip; *κήλη*, tumor]. Ischiatic hernia.

**Ischiocerite** (*is-ke-osʹ-er-it*) [*ισχίον*, hip-joint; *κέρας*, horn]. In biology, the third joint of the developed

- antenna of a crustacean. It is borne upon the basicerite and bears the merocerite.
- Ischiodidymus** (*is-ke-o-did'-im-us*) [*ἰσχίον*, hip; *διδύμος*, double]. A double monstrosity united at the hips.
- Ischiognathite** (*is-ke-og'-nāth-īt*) [*ἰσχίον*, hips; *γνάθος*, jaw]. The third joint of any one of the mouth-parts of an arthropod.
- Ischiomyelitis** (*is-ke-o-mi-el-i'-tis*) [*ἰσχίον*, hip, loins; *μυελός*, marrow; *ιτις*, inflammation]. Lumbar myelitis; osphomyelitis.
- Ischiopagus** (*is-ke-op'-ag-us*) [*ἰσχίον*, hip; *πάγος*, united]. A monomphalic monstrosity united by the coccyges and the sacra.
- Ischiophthisis** (*is-ke-off'-this-is*) [*ἰσχίον*, hip; *φθίσις*, a wasting]. Emaciation associated with or due to hip-joint disease.
- Ischiopodite** (*is-ke-op'-o-dit*) [*ἰσχίον*, hip-joint; *ποῖς*, foot]. In biology, the third joint of the inner (*endopodite*) of the two main divisions of the typical limb of a crustacean.
- Ischiorectal** (*is-ke-o-rek'-tal*) [*ἰσχίον*, ischium; *rectus*, straight]. Pertaining to both ischium and rectum.
- I. Abscess** or **I. Cellulitis**, an inflammation of the areolar tissue of the ischiorectal fossa involving the rectum and the thigh. Suppuration may occur at any point of the inflammation, but is ordinarily near the anus. **I. Fascia**. See *Fascia*. **I. Fossa**, a deep fossa filled with fatty tissue situated on either side of and between the rectum and the ischium.
- Ischium** (*is'-ke-um*) [*ἰσχίον*, hip]. 1. The inferior part of the os innominatum or hip-bone; the bone upon which the body rests in a sitting posture. It forms a part, also, of the acetabulum. (See illustration on p. 228.) 2. The third joint of any appendage of a crustacean, *e. g.*, the *ischiognathite* and the *ischiopodite*.
- Ischnogyria** (*isk-no-jir'-e-ah*) [*ἰσχνός*, feeble; *γῦρος*, curve]. A condition attended with slight development of the cerebral convolutions.
- Ischnous** (*isk'-nus*) [*ἰσχνός*, thin]. Emaciated.
- Ischo-** (*is'-ko-*) [*ἰσχεῖν*, to suppress]. A prefix meaning suppressed, stopped, or checked.
- Ischoblennia** (*is-ko-blēn'-e-ah*) [*ἰσχεῖν*, to suppress; *βλέννος*, mucus]. The suppression of a mucous discharge.
- Ischocnensis** (*is-ko-sen'-d-sis*) [*ἰσχεῖν*, to suppress; *κένωσις*, discharge]. The suppression of any established or normal discharge.
- Ischocholia** (*is-ko-ko'-le-ah*) [*ἰσχεῖν*, to suppress; *χολή*, bile]. A suppression of the flow of bile.
- Ischogalactia** (*is-ko-gal-ak'-le-ah*) [*ἰσχεῖν*, to suppress; *γάλα*, milk]. Suppression of the natural flow of milk.
- Ischolochia** (*is-ko-lo'-ke-ah*) [*ἰσχεῖν*, to suppress; *λόχια*, lochia]. Suppression of the lochial flow.
- Ischomenia** (*is-ko-mē'-ne-ah*) [*ἰσχεῖν*, to suppress; *μήν*, month, menses]. Suppression of the menstrual flow.
- Ischophonia** (*is-ko-fo'-ne-ah*) [*ἰσχεῖν*, to suppress; *φωνή*, voice]. Aphonia. An impediment in speech.
- Ischopyosis** (*is-ko-pi-o'-sis*) [*ἰσχεῖν*, to suppress; *πύον*, pus]. The checking of any discharge of pus.
- Ischospermia** (*is-ko-sper'-me-ah*) [*ἰσχεῖν*, to check; *σπέρμα*, seed]. Suppression of semen.
- Ischuretic** (*is-ku-ret'-ik*) [*ἰσχεῖν*, to suppress; *οὔρον*, urine]. 1. Relating to or relieving ischuria. 2. A remedy or agent that relieves retention or suppression of urine.
- Ischuria** (*is-ku'-re-ah*) [*ἰσχεῖν*, to suppress; *οὔρον*, urine]. Retention or suppression of urine. **I. paradoxia**, the condition in which there is an excessive distention of the bladder, with constant dribbling of urine.
- Ischyomyelitis** (*is-ke-o-mi-el-i'-tis*). See *Ischiomyelitis*.
- Isidium** (*i-sid'-e-um*) [*L.*: *pl.*, *Isidia*]. In biology, an excrescence frequently found upon lichens; it corresponds to a soredium.
- Isinglass** (*i'-zing-glas*). See *Ichthyocolla* and *Glue*.
- I., Vegetable**. See *Agar-agar*.
- Island** (*i'-land*) [*ME.*, *iland*, island]. See *Insula* and *Blood-island*. **I. of Reil**, the central lobe of the hemisphere of the brain, situated at the base, on either side of the fissure of Sylvius. See *Insula*.
- Iso-** (*i'-so-*) [*ἴσος*, equal]. A prefix signifying equality.
- Iso-amylamin** (*i-so-am-il'-am-in*) [*ἴσος*, equal; *amylum*, starch; *amin*]. A ptomaine obtained in the distillation of horn with potassic hydrate; it also occurs in the putrefaction of yeast. It boils at 95° C., and is non-poisonous. See *Ptomaines*, *Table of*.
- Iso-apiol** (*i-so-a'-pi-ol*) [*ἴσος*, equal; *apium*, parsley; *oleum*, oil]. A substance obtained from apiol, exercising a powerful influence upon the vasomotor system.
- Isobar** (*i'-so-bar*) [*ἴσος*, equal; *βάρος*, weight]. In meteorology, a term denoting a line drawn through points having the same synchronous barometric pressure.
- Isobrious** (*i-so'-bre-us*) [*ἴσος*, equal; *βρίαν*, to be strong, to make strong]. In biology, applied to dicotyledonous embryos, the two lobes of which grow with equal vigor; isodynamous.
- Isocaprolactone** (*i-so-kap-ro-lak'-tōn*) [*ἴσος*, equal; *caper*, a goat; *lac*, milk],  $C_6H_{10}O_2$ . A compound produced by the distillation of terebic acid. It melts at about 7° C.; boils at 206° C., or 207° C.; at 0° C. it is soluble in double its bulk of water.
- Isocercal** (*i-so-ser'-kal*) [*ἴσος*, equal; *κέρκος*, tail]. In biology, having the tail symmetrically divided by the straight back-bone.
- Isocholesterin** (*i-so-ko-les'-ter-in*) [*ἴσος*, equal; *χολή*, bile; *στέαρ*, fat],  $C_{26}H_{44}O$ . A substance isomeric with cholesterol, and found in distilled sheeps' fat; it melts at 138° C.
- Isocholin** (*i-so-ko'-lin*) [*ἴσος*, equal; *χολή*, bile],  $C_3H_{15}NO_2$ . A body isomeric with cholin; it is found in fly-agaric, and may be formed by oxidizing cholin.
- Isochromatic** (*i-so-kro-mat'-ik*) [*ἴσος*, equal; *χρῶμα*, color]. Having the same color.
- Isochronism** (*i-sok'-ro-nizm*) [*ἴσος*, equal; *χρόνος*, time]. The quality of occurring at equal intervals of time, or lasting for equal periods of time.
- Isochronous** (*i-sok'-ro-nus*) [*ἴσος*, equal; *χρόνος*, time]. Having, occurring at, or occupying equal intervals of time.
- Isocoria** (*i-so-ko'-re-ah*) [*ἴσος*, equal; *κόρη*, pupil]. Equality in diameter of the two pupils.
- Isocyclus** (*i-so-si'-klus*) [*ἴσος*, equal; *κύκλος*, circle]. In biology, an organism consisting of a series of similar rings.
- Isodactylous** (*i-so-dak'-til-us*) [*ἴσος*, equal; *δάκτυλος*, digit]. In biology, having the toes and digits alike.
- Isodiametric** (*i-so-di-am-et'-rik*) [*ἴσος*, equal; *διά*, through; *μέτρον*, measure]. Having equal diameters.
- Isodimorphism** (*i-so-di-morf'-ism*) [*ἴσος*, equal; *διμορφος*, two-formed]. A form of dimorphism, characterized by the appearance of a substance in two similar but incompatible forms.
- Isodont** (*i'-so-dont*) [*ἴσος*, equal; *ὀδούς*, tooth]. Having teeth of the same size and shape.
- Isodulcite** (*i-so-dul'-sil*). See *Rhamnase*.
- Isodynamia** (*i-so-di-nam'-e-ah*) [*ἴσος*, equal; *δύναμις*, force]. The property of being isodynamic.
- Isodynamic** (*i-so-di-nam'-ik*) [*ἴσος*, equal; *δύναμις*, force]. Having equal force. **I. Foods**, those that produce an equal amount of heat in undergoing the chemic changes of digestion.



**Isodynamous** (*i-so-di'-nam-us*) [*ισος*, equal; *δύναμις*, power, force]. Same as *Isobrious*.

**Is-electric** (*i-so-e-lek'-tric*) [*ισος*, equal; *ἡλεκτρον*, amber]. Equally electric; applied to two bodies or points. **I. Curves.** See *Tension-curves*. **I. Surfaces.** See *Tension-planes*.

**Isogamous** (*i-sog'-am-us*) [*ισος*, equal; *γάμος*, marriage]. A term used to designate that mode of reproduction in which the uniting gametes are of equal size. The same as conjugating.

**Isogamy** (*i-sog'-am-e*) [*ισος*, equal; *γάμος*, marriage]. In biology, conjugation of similar gametes.

**Isogeny** (*i-soj'-en-e*) [*ισος*, equal; *γένος*, kind]. In biology, having a general similarity of origin.

**Isognathous** (*i-sog'-na-thus*) [*ισος*, equal; *γνάθος*, jaw]. In biology, having the molar teeth of both jaws alike.

**Isogonic** (*i-so-gon'-ik*) [*ισος*, equal; *γόνος*, offspring]. In biology, characterized by isogonism.

**Isogonism** (*i-sog'-o-nizm*) [*ισος*, equal; *γόνος*, offspring]. In biology, the production by different stocks of sexual organisms of identical structure.

**Isogynous** (*i-soj'-in-us*) [*ισος*, equal; *γυνή*, female]. In biology, having the pistils or carpels equal in number to the sepals.

**Isolate** (*is'-o-lāt* or *i'-so-lāt*) [*isola*, an island]. To separate one from another. To place apart. In chemistry, to separate an element from its combination. In electricity, to insulate.

**Isolation** (*is-o-lā'-shun*) [*isola*, an island]. The act or process of isolating, or the state of being isolated; separation of those ill of contagious diseases from other persons.

**Isologous** (*i-sol'-o-gus*) [*ισος*, equal; *λόγος*, method, ratio, or system]. Having similar relations or proportions. A qualification applied to compounds containing a like number of carbon-atoms, with a gradually decreasing number of hydrogen-atoms.

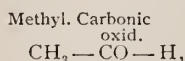
**Isolophobia** (*is-o-lo-fō'-be-ah*) [*isola*, an island; *φόβος*, fear]. Morbid dread of being alone.

**Isomastigata** (*i-so-mas'-tig-āt*) [*ισος*, equal; *μάστιξ*, a whip]. In biology, applied to organisms bearing two or more similar flagella.

**Isomer** (*i'-som-er*) [*ισομερής*, having equal parts]. An isomeric body. The same as *Isomerid*.

**Isomere** (*i'-so-mēr*) [*ισομερής*, having equal parts]. In biology, a portion of one organism that is homologous with a portion of another organism.

**Isomeric** (*i-so-mēr'-ik*) [*ισος*, equal; *μέρος*, a part]. In chemistry, applied to substances having the same centesimal composition, but the molecules of which have an essentially different structure and chemic properties; *e. g.*, aldehyd and ethylene oxid, both of which have the formula  $C_2H_4O$ . The former, however, has the structure—



while the latter is composed of two molecules of ethylene, joined by an atom of oxygen, thus  $(CH_2) - O - (CH_2)$ . This, the most common type of isomerism, is sometimes called *metamerism*. The term is also applied to substances having the same centesimal composition, but whose molecular weights are in even multiples, a type of isomerism commonly called *polymerism*. Also, in crystallography, applied to any substance that crystallizes in more than one form. Also, applied to a substance existing in two or more forms, a type of isomerism called *allotropism*. **I. Theory of Nerve-force**; Herbert Spencer's hypothesis that in nervous action the disturbance transmitted is a wave of isomeric change, the alter-

nation of isomeric states depending upon both nerve-fiber and molecular continuity.

**Isomerids** (*i-som'-er-ids*) [*ισομερής*, consisting of equal parts: *ισος*, equal; *μέρος*, a part]. A name applied to different substances possessing the same molecular composition. **I., Physical**, a designation applied to derivations to which one and the same structural formula must be assigned. They have been explained by assuming them to be different aggregations of molecules that were chemically similar. See also *Physical Molecules*.

**Isomerism** (*i-som'-er-izm*) [*ισος*, equal; *μέρος*, a part]. The phenomenon of bodies of like composition and like number of atoms being different in physical or in chemic properties, or in both. **I., Geometric.** *Alloisomerism*, *q. v.* **I., Spatial.** Same as *I., Geometric*.

**Isomerous** (*i-som'-er-us*) [*ισος*, equal; *μέρος*, part, share]. In biology, having an equal number of parts, ridges, or markings.

**Isometric** (*i-so-met'-rik*) [*ισος*, equal; *μέτρον*, measure]. Of equal measure. **I. Act**, the tension of a muscle when stimulated, its length remaining constant.

**Isometropia** (*i-so-met'-ro'-pe-ah*) [*ισος*, equal; *μέτρον*, measure; *ὤψ*, eye]. Equality of kind and degree in the refraction of the two eyes.

**Isomorph** (*i'-so-morf*) [*ισος*, equal; *μορφή*, form]. In biology, one of two similar organisms belonging to different groups.

**Isomorphic** (*i-so-mor'-fik*) [*ισος*, equal; *μορφή*, form]. In biology, pertaining to morphologic similarity.

**Isomorphism** (*i-so-mor'-fizim*) [*ισος*, equal; *μορφή*, form]. Similarity in crystalline form. Also, the replacement of one element in a crystalline salt by another, without alteration of form or system. **I., Heteromerous**, a condition of dissimilarity in molecular composition. **I., Isomerous**, a condition of similarity in molecular composition. **I., Polymeric**, the substitution of two or more atoms of one element for one of another, without alteration of crystalline form.

**Isonitrosoacetones** (*i-so-ni-tro-so-as'-et-onz*). A group of colorless crystalline bodies, readily soluble in ether and in chloroform, and as a rule soluble with difficulty in alcohol. Their alkaline solutions have an intensely yellow color.

**Isonitroso-compounds** (*i-so-ni-tro'-so-kom'-pawndz*). Compounds that contain the bivalent oximid group =N.OH linked to carbon.

**Isonomic** (*i-so-nom'-ik*) [*ισονομικός*, having equality of laws]. In chemistry, applied to isomorphism existing between two compounds of like composition.

**Isonym** (*i'-so-nim*) [*ισος*, equal; *ὄνομα*, a name]. A paronym.

**Isopathotherapy** (*i-so-path-o-ther'-ap-e*). Same as *Isopathy*.

**Isopathy** (*i-sop'-ath-e*) [*ισος*, equal; *πάθος*, suffering]. A term used to denote the treatment of disease by the administration of one or more of its own products. Thus, smallpox would be treated by the administration internally of the variolous excretions.

**Isopelletierin** (*i-so-pel-et'-e-er-in*) [*ισος*, equal; *pelletierin*]. A substance found in the root-bark of *Punica granatum*. It has the same properties as pelletierin.

**Isopepsin** (*i-so-pep'-sin*) [*ισος*, equal; *πίψις*, digestion]. **I.** A body formed by heating pepsin to a point between 104° and 140° F. It changes albumin into parapeptone. **2.** Same as *Parapeptone*.

**Isopetalous** (*i-so-pet'-al-us*) [*ισος*, equal; *πέταλον*, a leaf]. In biology, having the petals alike.

**Isophoria** (*i-so-fō'-re-ah*) [*ισος*, equal; *ὄρος*, a tending]. A condition in which the eyes lie in the same horizontal plane, the tension of the vertical muscles of

- each eye being equal, and the visual lines lying in the same plane.
- Isophorous** (*i-soff'-or-us*) [*ισος*, equal; *φέρειν*, to bear]. In biology, of equal taxonomic importance, as a species and its abnormal forms.
- Isopia** (*i-so'-pe-ah*) [*ισος*, equal; *ὤψ*, eye]. A term proposed to indicate equal acuteness of vision in the two eyes.
- Isopleural** (*i-so-plu'-ral*) [*ισος*, equal; *πλευρά*, a rib]. Bilaterally symmetric.
- Isopogonous** (*i-so-pog'-o-nus*) [*ισος*, equal; *πῶγων*, beard, barb]. In biology, applied to feathers, the web of which is alike on both sides of the rachis.
- Iso-propylamin** (*i-so-pro-pil'-am-in*). See *Propylamin*.
- Isopters** (*i-sopt'-ers*) [*ισος*, equal; *ὀπτήρ*, observer]. The curves of relative visual acuity of the retina at different distances from the macula, both for form and for color.
- Isoipurpurin** (*i-so-pur'-pu-rin*) [*ισος*, equal; *purpura*, purple],  $C_{14}H_5O_2(OH)_3$ . A coal-tar color used in dyeing, closely allied to alizarin; it is formed by heating beta-anthraquinondisulphonic acid with sodic hydrate and potassium chlorate. It produces a yellow shade of red. See *Pigments, Conspectus of*.
- Isoquinolin** (*i-so-kwin'-o-lin*) [*ισος*, equal; *quinolin*],  $C_9H_7N$ . A substance that occurs together with quinaldin and ordinary quinolin in the crude quinolin from coal-tar. It is very similar to quinolin, solidifies at  $0^\circ$  C. to a crystalline mass, melting at  $20-22^\circ$  C., and boiling at  $237^\circ$  C.
- Isosaccharic Acid** (*i-so-sak'-a'-rik*). See *Acid*.
- Isosaccharin** (*i-so-sak'-ar-in*) [*ισος*, equal; *σάκχαρον*, sugar],  $C_6H_{10}O_3$ . An isomerid of saccharin. It results from the action of lime upon milk-sugar and maltose.
- Isoscope** (*i'-so-skōp*) [*ισος*, equal; *σκοπεῖν*, to see]. An instrument consisting of two sets of parallel vertical wires, one of which can be superimposed on the other; it is designed to show that the vertical lines of separation of the retina do not correspond exactly to the vertical meridians.
- Isospore** (*i'-so-spōr*) [*ισος*, equal; *σπῆρος*, a seed]. In biology, a plant producing but one kind of spore; a zygospore.
- Isosporous** (*i-so-s'-por-us*) [*ισος*, equal; *σπορά*, seed]. Same as *Homosporous*.
- Isostemonous** (*i-so-stei'-o-nus*) [*ισος*, equal; *στήμων*, a stamen]. In biology, having the stamens of the same number as the parts of the calyx or corolla.
- Isotagmata** (*i-so-tag'-mal-ah*). See *Inotagmata*.
- Iso-therapeutics** (*i-so-ther-ap-ul-tiks*). Same as *Isopathotherapy*.
- Isothermal** (*i-so-ther'-mal*) [*ισος*, equal; *θέρμη*, heat]. Of equal or uniform temperature. **I. Lines**, in physical geography, lines drawn through places having the same average temperature for a given period of time. Inasmuch as it frequently happens that two places having the same annual average temperature may have, one a climate of great extremes, the other a very equable climate, it is now customary to display comparative isotherms for the six warm and the six cold months of the extra-tropical regions. **I. Zones**, zones bounded by isothermal lines.
- Isotome** (*i'-so-tōm*) [*ισος*, equal; *τομή*, a cutting]. In biology, an imaginary line or plane indicating homologous segments or structures.
- Isotonia** (*i-so-to'-ne-ah*) [*ισος*, equal; *τόνος*, tension]. Equality of tension of the blood.
- Isotropic** (*i-so-trop'-ik*) [*ισος*, equal; *τροπή*, turning]. Having the same properties throughout; isotropous; isotropal.
- Isotropous** (*i-sot'-ro-pus*) [*ισος*, equal; *τροπή*, a turn-  
ing]. Having the same shape and appearance, from whatever point observed. A term applied to singly-refracting bodies.
- Isozooid** (*i-so-zo'-oid*) [*ισος*, equal; *ζῶον*, animal; *εἶδος*, form]. In biology, a zooid resembling the organism producing it. Cf. *Allozooid*.
- Issue** (*ish'-u*) [Fr., *issue*, from *exire*, to go out]. A discharging ulcer, especially that made artificially for purposes of drainage, or counter-irritation. **I-pea**, a pea or pea-shaped pellet (as of ivy-wood, or orris-root), inserted into an issue to keep up suppuration. Orange-seeds are also used for the same purpose.
- Istarin** (*is'-tar-in*). A nitrogenous, phosphorized substance of complex structure occurring in brain-tissue. Its properties have not been investigated.
- Isthmic**, or **Isthmic** (*is'-me-ak* or *is'-mik*) [*ισθμός*, a narrow passage]. Pertaining to any isthmus, as that of the fauces.
- Isthmitis** (*is-mi'-tis*) [*ισθμός*, a narrow passage; *ιτις*, inflammation]. Inflammation of the fauces.
- Isthmo-** (*is'-mo-*) [*ισθμός*, a neck]. A prefix signifying the fauces.
- Isthmocatarrhus** (*is-mo-kat-ar'-us*) [*ισθμός*, isthmus; *καταρρέειν*, to flow down]. A catarrh of the faucial isthmus.
- Isthmodynia** (*is-mo-din'-e-ah*) [*ισθμός*, neck; *δύνη*, pain]. Pain in the faucial isthmus.
- Isthmoid** (*is'-moid*) [*ισθμός*, a neck; *εἶδος*, likeness]. Resembling an isthmus.
- Isthmopathy** (*is-mop'-ath-e*) [*ισθμός*, neck; *πάθος*, disease]. A disease of the faucial isthmus.
- Isthmoplegia** (*is-mo-plē'-je-ah*) [*ισθμός*, neck; *πλήγη*, stroke]. Paralysis of the faucial tract.
- Isthmopolypus** (*is-mo-pol'-ip-us*) [*ισθμός*, isthmus; *πολύπους*, polyp]. A polyp of the fauces.
- Isthmorrhagia** (*is-mor-a'-je-ah*) [*ισθμός*, isthmus; *ῥηγνίναί*, to burst forth]. Hemorrhage from the throat.
- Isthmospasm** (*is'-mo-spazm*) [*ισθμός*, isthmus; *σπασμός*, spasm]. Spasm of the isthmus of the fauces.
- Isthmus** (*is'-mus*) [*ισθμός*, isthmus]. The neck or constricted part of an organ. The part of the brain which, situated axially, serves to unite the forebrain, the cerebellum, and the spinal cord. **I., Gyrus**, a narrow gyrus connecting two adjoining gyri; an annectant convolution or *pli de passage*. **I. of Fauces**, the space between the arches of the palate. **I. of Thyroid Gland**, the transverse cord connecting the lobes of the thyroid body.
- Isuretin** (*i-su-re'-tin*) [*ισος*, equal; *οὔρον*, urine],  $CH_4N_2O$ . A substance isomeric with urea; it appears on evaporating the alcoholic solution of hydroxylamin and hydrogen cyanid. It crystallizes in rhombic prisms similar to those of urea, and melts at  $104-5^\circ$  C.
- Italian** (*i-tal'-yan*) [*Italus*, an Italian]. Of or pertaining to Italy. **I. Fever**. Synonym of *Influenza*, and also of *Mediterranean Fever*. **I. Leprosy**. See *Pellagra*. **I. Method**. See *Tagliacotian Method*.
- Itch** (*ich*). See *Scabies*. **I., Army**. See *Army*. **I., Bakers'**. See *Baker*. **I., Barbers'**. See *Barber*. **I., Bricklayers'**. See *Bricklayer*. **I., Drunkards'**, an intense itching frequent in old alcoholics. **I., Grocers'**. See *Grocer*. **I.-mite**. See *Acarus scabiei*. **I., Norway**, an extreme form of general scabies of the body, resulting in fish-scale-like desquamation. Hebra's first case was from Norway. **I., Warehousemen's**. Same as *I., Grocers'*.
- ite** (*it*). A suffix employed in mineralogy denoting a mineral, or of mineral origin. A contraction of *λίθος*, a stone.
- Iter** (*i'-ter*) [*iter*, a journey]. A passage affording communication between two or more parts. **I. ad infundi-**



**bulum**, the passage between the third ventricle of the brain and the infundibulum. **I. a palati ad aurem**, the Eustachian tube. **I. a tertio ad quartum ventriculum**, the aqueduct of Sylvius, extending from the third ventricle to the fourth. **I. chordæ antierius**, the aperture through which the chorda tympani nerve leaves the tympanum. **I. chordæ posterius**, the aperture through which the chorda tympani nerve enters the tympanum. **I. dentium**, the canal of the permanent dental sac opening behind the corresponding temporary tooth and through which the permanent tooth rises.

**-itis** (*i'-tis*) [*itis*, inflammation]. A suffix used to denote inflammation.

**Ivory** (*i'-vor-e*) [ME., *ivory*, ivory]. The hard bone-like substance of the tusks of elephants. **I.-black**. See *Carbo animalis*, and *Pigments, Conspectus of. I.*,

**Dental**. See *Dentine. I.-brown*. See *Pigments, Conspectus of. I. of Tooth*. See *Dentine*.

**Ivy** (*i'-ve*) [ME., *ivy*, ivy]. See *Hedera. I.-pea*, an issue-pea made of the wood of the ivy. **I., Poison**. See *Rhus*.

**Ixodes** (*iks-o'-dez*) [*ixódēs*, sticky; *ixós*, bird-lime; *éidos*, form]. An insect of the natural order *Acaridea*. See *Parasites (Animal), Table of*.

**Ixyomyelitis** (*iks-e-o-mi-el-i'-tis*) [*ixós*, waist; *myélōs*, marrow; *itis*, inflammation]. Myelitis of the dorsal region of the spinal cord; ischiomyelitis; osphyomyelitis.

**Izal** (*i'-zal*). Thorncliffe disinfectant; a by-product obtained in the process of coke-formation; it possesses strong disinfectant properties without any irritating quality. It mixes well with water, and has an agreeable odor. Unof.

## J

**Jabber** (*jab'-er*) [ME., *jaber*, to chatter]. To talk rapidly and indistinctly; to chatter.

**Jaborandi** (*jab-or-an'-de*) [Braz.]. The leaves of *Pilocarpus pennatifolius*, a valuable diaphoretic. See *Pilocarpus*.

**Jaborin** (*jab'-or-in*) [Braz., *Jaborandi*],  $C_{11}H_{16}N_2O_5$ . An alkaloid derivable from pilocarpin by the action of heat and sulphuric acid. It is an amorphous, strongly basic substance, and has properties resembling those of atropin. Unof.

**Jacaranda** (*jak-ar-an'-dah*) [Brazilian]. A genus of bignoniaceous plants of tropical America. **J. caroba** is antisyphilitic, and is of service in the treatment of urethritis, rheumatism, and skin-diseases. Dose of the fl. ext. gtt. xvi-fl. ʒj. **J. lancifoliata**, is used by the natives of Brazil in urethritis. Dose of an ʒij to Oj tincture m̄xv; of the fl. extract, gtt. xvi-xxx. Unof.

**Jaccoud's Sign**. See *Signs and Symptoms, Table of*.

**Jack** (*jak*) [ME., *Jacke*, a personal name]. A popular term for horse-flesh salted and subsequently washed in order to deprive it of its peculiar taste. **J.-knife Posture**. See *Postures*.

**Jacket** (*jak'-et*) [Fr., *jacque*, a coat of mail]. A short coat. **J., Bark**, a jacket stuffed with powdered cinchona. **J., Cotton**, a jacket lined with cotton, sometimes used in the treatment of pneumonia. **J., Plaster-of-Paris**, a mould of plaster-of-Paris cast upon the body or part, for keeping it rigid and fixed in a desired position, in sprain or dislocation of the spine, etc. **J.-poultice**, a poultice applied about the whole surface of the thorax; it is sometimes used in the treatment of pneumonia. **J., Straight**, a system of leather straps used to bind violently insane persons in order to prevent self-inflicted injury.

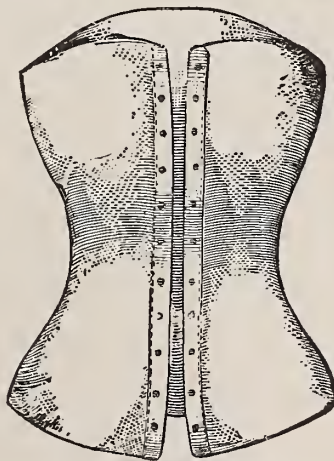
**Jackson's Pectoral Syrup**. A cough-medicine containing morphin hydrochlorate, sugar, sassafras pith, gum arabic, and water.

**Jacksonian Epilepsy**. Focal, cortical, or symptomatic epilepsy. A spasm limited to a single group of muscles in the face, arm, or leg, due generally to irritative lesion of the motor area of the brain; the spasm may also involve other groups of muscles; consciousness is usually

retained; there is danger of the convulsions becoming general. See *Epilepsy*, and *Diseases, Table of*.

**Jacob's Membrane**. A name sometimes applied to the layer of rods and cones of the retina. **J.'s Ulcer**. See *Rodent Ulcer*, and *Diseases, Table of*.

**Jacobson's Anastomosis**. The tympanic plexus. See *Plexus. J.'s Canal*. See *Canal. J.'s Cartilage*, a strip of cartilage under Jacobson's organ, firmly adherent to the latter, but distinct from the septal cartilage of the nose, to the outer side of the ventral edge of which it is situated. **J.'s Nerve**, the nerve of the tympanum. See *Nerves, Table of. J.'s Organ*, a short, rudimentary canal, extending along the septum of Stensen's duct, and ending in a cul-de-sac.



PLASTER JACKET. (*Sayre*.)

**Jacquart, Angle of**. See *Angle*.

**Jacquemin's Sign**. See *Signs and Symptoms, Table of*.

**Jactation** (*jak-ta'-shun*). See *Jactitation*.

**Jactitation** (*jak-tit-a'-shun*) [*jactitare*, to pour forth]. The restlessness and tendency to frequent changes of

position that characterize severe distress in disease. **J., Periodic.** Synonym of *Chorea*.

**Jadelot's Lines or Furrows.** Certain furrows of the face of children in serious illness. Three sets are distinguished: The **Genal Furrow**, from the mouth almost to the malar bone; this and the nasal furrow are said to indicate disease of the gastro-intestinal tract or abdominal viscera; the **Labial Furrow**, from the angle of the mouth outward to the lower part of the face, which "should direct attention to the lungs;" the **Nasal Furrow**, from the nasal alæ in a semicircle about the mouth; the **Oculo-zygomatic Furrow**, beginning at the inner canthus of the eye, and passing outward below the lower lid, to be lost on the cheek; it is said to point to disorders of the cerebro-spinal nervous system. See, also, *Lines, Table of*; and *Signs and Symptoms, Table of*.

**Jæger's Test-types.** A series of types of varying size for testing the power of vision.

**Jag** (*jag*) [Prov. Eng.]. A popular slang name for a state of drunkenness; also, for enough liquor to produce a state of drunkenness. The term has been adopted into the jargon of certain proprietary cures for the alcohol-habit.

**Jaggery** (*jag'-er-e*) [E. Ind.]. The name given to a very impure East Indian palm-sugar, sometimes refined in England, but chiefly consumed in the country of its production.

**Jail-fever.** Synonym of *Typhus Fever, q. v.*

**v. Jaksch's Disease.** Pseudoleukocytthemia of infants. See *Diseases, Table of*.

**Jalap, or Jalapa** (*jal'-ap* or *jal'-ap-ah*) [named from *Jalapa*, a city of Mexico]. The tuber of *Ipomæa jalapa*, a plant with properties due to two resins, jalapin and convolvulin. It is an active hydragogue cathartic, especially useful in combination with calomel. **J., Abstractum**, an ingredient of pil. cathartic comp. Dose gr. j-v. Unof. **J., Ext.** Dose gr. v-xv. **J., Resina**, precipitated from the tincture by water. Dose gr. ij-v. **J., Pulv., Comp.**, contains jalap 35, potassium bitartrate 65. Dose gr. x-3j. **J., Tinct.** (B. P.) Dose 3ss-j.

**Jalapin** (*jal'-ap-in*) [from *Jalapa*, a city of Mexico],  $C_{34}H_{56}O_{16}$ . 1. A glucosid from *Convolvulus orizabensis*, very similar in properties to convolvulin; it is actively cathartic. 2. The precipitate from a tincture of the root of *Ipomæa jalapa*; an irritant hydragogue cathartic. Dose gr. iij. Unof.

**Jamaica** (*jam-a'-kah*) [W. Indies]. An island of the West Indies. **J. Dogwood.** See *Piscidia*. **J. Kino.** See *Coccoloba*.

**Jamaicin** (*jam-a'-is-in*). Same as *Berberin*.

**Jambosa** (*jam-bo'-sah*) [Fr., *jambosier*]. A genus of myrtaceous S. Asiatic trees. The bark of **J. aquea**, **J. domestica**, and **J. vulgaris** is astringent; the fruit (rose-apple, or jambosa) is edible; the fruit and flowers are refrigerant, and the seeds are aromatic. Unof.

**Jambu assu** (*jam'-boo as-soo'*) [E. Ind.]. The root of *Ottonia jaborandi*, a Brazilian tree. It is thought to be stimulant and febrifuge, but its properties are not definitely known. Dose of the fld. ext. m̄x-xxx. Unof.

**Jambul** (*jam'-bul*) [E. Ind., *jambu*]. The dried and powdered fruit-stones of *Syzygium jambolanum*, a shrub of the order of Myrtaceæ, growing in Western India. It is a valuable astringent in the diarrheas of children, and has also been found to lessen the amount of sugar and urine excreted in diabetes. Dose gr. ij-x; of the fluid extract of the seeds, m̄v-x. Unof.

**James's Pill.** A pill containing equal parts of James's powder, ammoniac, and pil. aloes and myrrh. **J.'s Powder.** See *Antimonium*.

**Jamestown Weed.** See *Stramonium*.

**Janosik's Embryo.** A human embryo described by Janosik as having two gill-pouches and three aortic arches.

**Janus, or Janiceps** (*ja'-nus* or *jan'-is-eps*) [*Janus*, a two-faced divinity; *caput*, head]. A syncephalic monstrosity with two faces.

**Japan** (*jap-an'*) [Chin., *Jih-pün*]. An island on the eastern coast of Asia. **J. Colors.** See *Pigments, Colors*, and *Dye-stuffs*. **J.-black.** See *Pigments, Conspectus of*. **J. Lacquer.** Same as *J.-black*. **J. Wax**, a wax obtained by boiling the berries of several trees of the genus *Rhus*, from incisions in the stems of which flows the famous Japan lacquer varnish. It is properly a fat, as it consists almost entirely of glyceryl palmitate. Its specific gravity is .999 and its melting-point 120° F. (49° C.). When freshly broken, the fractured surface is almost white or slightly yellowish-green and the odor tallow-like. It is used for mixing with beeswax in the manufacture of candles and wax matches.

**Japanese** (*jap-an-ēs'*) [*Japan*, an island on the east coast of Asia]. Pertaining to Japan or its inhabitants. **J. Method of Resuscitation**; it consists in drawing forward the tongue and making rapid passes with paper fans soaked in water and aqua ammoniæ. The object is to get as much of the vapor of ammonia into the lungs as possible. This method is also called *Japanese Fanning*. **J. Fanning.** See *J. Method of Resuscitation*. **J. Hot-box**, a device for applying dry-heat to a part, as the eyes.

**Jar** [Pers., *jarrah*, a little cruse]. A small earthen or glass vessel without handle or spout. **J., Leyden**, an electric condenser consisting of a glass jar lined, externally and internally, in its lower two-thirds with tin. See *Leyden*.

**Jargon** (*jar'-gon*) [ME., *jargoun*, chattering]. Confused, unintelligible talk; gibberish; babble; characteristic of some forms of idiocy and insanity.

**Jargonize** (*jar'-gon-iz*) [ME., *jargoun*, chattering]. To utter unintelligible sounds.

**Jarich's Ointment.** An ointment containing pyrogallac acid, 3j, and lard, one ounce.

**Jarjavay's Muscle.** See *Muscles, Table of*.

**Jasmine** (*jas'-min*) [Pers., *yasmin*, jasmine]. See *Jasminum*. **J.-yellow.** See *Gelsemium*.

**Jasminum** (*jas'-min-un*) [Pers., *yāsmīn*, jasmine]. A genus of oleaceous plants, mostly of tropical old-world origin; jasmine. Many of the species are cultivated for their fragrant flowers, and for their essential oil. Some of the species are vermifuge, others lactifuge, and still others are used in the treatment of skin-diseases. Unof.

**Jatropha** (*jal'-ro-fah*) [ιατροφ, a physician; τροφή, nourishment]. A genus of euphorbiaceous plants having irritant, cathartic, and emetic properties. See *Barbadoes Nut* and *Tapioca*. **J. macrorrhiza**, the root of a plant indigenous to Mexico and the Southern United States, possessed of alterative and cholagogue properties; in large doses it is a hydragogue cathartic and emetic. Dose of the fluid extract 3ss-ij. Unof. **J. Oil**, the oil of the Barbadoes nut.

**Jaundice** (*jawn'-dis*) [Fr., *jaunisse*, yellowness]. A condition arising from obstruction of the biliary passages. It is characterized by a yellowish coloration of the skin, and may be associated with languor, malaise, nausea, vomiting, itching of the skin, diarrhea or constipation, clay-colored stools, slow pulse, and depression of temperature. Certain of the secretions of the body also are discolored, as the urine. **J., Acute Febrile.** See *Weil's Disease*. **J., Acute Infective.** See *Weil's Disease*. **J., Black**, an extreme degree of jaundice. **J., Blue**, a synonym of *Cyanosis*. **J., Hema-**



**togenous**, the yellowish discoloration of the skin, resulting from disorganization of the red blood-corpuscles. **J., Hemafecal**, jaundice associated with bloody stools. **J., Hepatogenic**. See *Hepatogenic*. **J., Malignant**, acute yellow atrophy of the liver. **J., White**. Synonym of *Chlorosis*.

**Jaune** (*zhōn*) [Fr.]. Yellow. **J.-brilliant**. Same as *Cadmium-yellow*.

**Java Tea**. The leaves of *Orthosiphon stamineus*, the infusion of which is reputed to be diuretic in doses of ʒj-ij. See *Orthosiphon*.

**Javelle's Water**. A solution of potassium or sodium hypochlorite.

**Jaw** [ME., *jawwe*, jaw]. See *Maxilla*. **J.-bone**, a maxilla, especially the inferior maxilla. **J.-disease**, a term for phosphorus-necrosis. **J.-jerk**, a tendon reflex obtained by suddenly depressing the lower jaw. See *Reflexes*, *Table of*. **J.-less**, without jaws. **J., Lock**, or **Locked**. See *Trismus*. **J., Lumpy**, actinomycosis of cattle. **J.-pocking**, a Scottish term for *Wattles*, *q. v.* **J.-tooth**, a molar tooth.

**Jaws** (*javwz*). See *Maxillary Bones*.

**Jealousy** (*jel'-us-e*) [ME., *jalous*, jealous]. A feeling of resentful suspicion caused by belief in the rivalry of another person in the love or favor of one's husband or wife. When excessive, unreasonable, or abnormal, it may be looked upon as a symptom of insanity.

**Jecinorous** (*jes-in'-or-us*) [*jecur*, *jecoris*, liver]. Hepatic.

**Jecoral** (*jek'-or-al*), **Jecorary** (*jek'-or-a-re*), **Jecorose** (*jek'-or-ōs*) [*jecur*, *jecoris*, liver]. Hepatic; relating to the liver.

**Jecorin** (*jek'-or-in*) [*jecur*, *jecoris*, liver],  $C_{105}H_{186}N_3-SP_{3O_{46}}$ . A complex body found by Drechsel in the liver-substance. In its properties it somewhat resembles lecithin, but it reduces Fehling's solution. It occurs also in the spleen, muscle, brain, etc.

**Jecur** (*je'-ker*) [L.]. The liver. **J. aselli**, the liver of the cod-fish. **J. lardaceum**, waxy or lardaceous liver.

**Jeffersonia** (*jeffer-sol'-ne-ah*) [after Thomas Jefferson, a president of the U. S.]. A genus of berberidaceous plants. **J. diphylla**, a N. American berberidaceous plant, useful in rheumatism, and a good substitute for senega. It is tonic and in large doses expectorant; it is also called *rheumatism-root* and *twin-leaf*. See *Twin-leaf*. Unof.

**Jeffries, Bacillus of**. See *Bacteria*, *Synonymatic Table of*.

**Jejunal** (*jej-u'-nal*) [*jejunus*, dry]. Pertaining to the jejunum.

**Jejunitas** (*je-jut'-nit-as*) [L.]. Fasting.

**Jejunitis** (*jej-u-ni'-tis*) [*jejunus*, dry; *itis*, inflammation]. Inflammation of the jejunum.

**Jejunium** (*je-ju'-ne-um*) [L., *pl.*, *Jejunia*]. A fast.

**Jejuno-colostomy** (*jej-u-no-ko-los'-to-me*) [*jejunus*, dry; *κόλον*, colon; *στόμα*, mouth]. The surgical formation of an artificial passage between the jejunum and the colon.

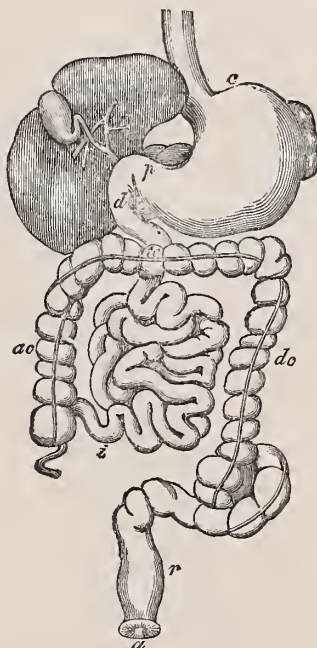
**Jejuno-ileitis** (*je-ju-no-il-e-i'-tis*) [*jejunus*, dry; *εἰλεν*, to roll; *itis*, inflammation]. Inflammation of the jejunum and the ileum.

**Jejuno-ileostomy** (*je-ju-no-il-e-os'-to-me*) [*jejunus*, dry; *εἰλεν*, to roll; *στόμα*, mouth]. The surgical formation of an artificial communication between the jejunum and the ileum.

**Jejunostomy** (*je-ju-nos'-to-me*) [*jejunus*, dry; *στόμα*, mouth]. The making and maintenance of an artificial opening through the abdominal wall into the jejunum. The operation is designed to permit the introduction of food in cases of carcinoma of the pylorus and similar affections.

**Jejuno-typhoid** (*jej-u-no-ti'-foid*) [*jejunus*, dry; *τύφος*, smoke; *εἶδος*, likeness]. Typhoid fever with involvement of the jejunum or its glands.

**Jejunum** (*jej-u'-num*) [*jejunus*, dry, empty, because thought to be empty after death]. The two-fifths of



c. Cardiac, p. Pyloric parts of stomach. d. Duodenum. i. Jejunum and ileum. ac. Ascending, tc. transverse, and dc. descending colon. r. Rectum. a. Anus.

the small intestine extending between the duodenum and the ileum. Also a synonym of *Fasting*.

**Jelly** (*jel'-e*) [*gelare*, to freeze]. In pharmacy, a soft, non-viscid, but somewhat elastic substance, of which hydrated gelatin is the best example. Domestic fruit-jellies consist of the inspissated juice of the fruit, with one or two parts of sugar, together with the natural mucilage of the seeds of the fruit. Many of the imported jellies sold in the United States contain no fruit-juice, being for the greater part ordinary animal gelatin acidified with tartaric acid, and flavored artificially. **J., Glycerin**. See *Mounting-media*; also, *Glycerin-jelly*. **J., Wharton's**. See *Wharton*.

**Jennerian** (*jen-ēr'-e-an*) [after Jenner, an English physician]. Pertaining to Jenner, or to the theory or practice of vaccination.

**Jensen's Fissure**. See *Fissures*, *Table of*.

**Jequiritin** (*jek-ir'-it-in*). A soluble active principle obtained from jequirity seeds. See *Abrus*.

**Jequirity** (*jek-ir'-it-e*). See *Abrus*.

**Jerk** [origin uncertain]. See *Chin-jerk*, *Elbow-jerk*, *Jaw-jerk*, *Knee-jerk*, *Toe-jerk*, etc. **J.-finger**. See *Spring-finger*.

**Jerkers** (*jerkl'-erz*). See *Jumpers*.

**Jerks** [origin uncertain]. A form of hysteric and almost maniacal agitation, accompanied by sudden distortions of the body. It has been epidemic in certain seasons of unusual religious excitement.

**Jersey Tea**. See *Red-root*.

**Jervin** (*jer'-vin*) [*jerva*, green hellebore-root].  $C_{26}H_{37}NO_3$ ; a poisonous, crystalline alkaloid found in varieties of *veratrum*.

**Jesuits' Bark.** A name for *Cinchona*. **J. Drops.** See *Wade's Balsam*.

**Jetolin** (*jet'-o-lin*). See *Pigments, Conspectus of*.

**Jewel-weed** (*ju'-el-wed*). See *Impatiens*.

**Jewlap** (*ju'-lap*). See *Devulap*.

**Jigger Flea.** See *Pulex*.

**Jimjams** (*jin'-jamz*) [slang]. A vulgar synonym of delirium tremens.

**Jimson** (*jin'-sun*). See *Datura stramonium*.

**Jingko** (*jing'-ko*). See *Ginkgo*.

**Job's Tears.** See *Coix lacrima*.

**Jobert's Suture.** See *Suture*.

**Joe Pye Weed.** See *Eupatorium purpureum*.

**Johnson's Picro-saccharimeter.** See *Picro-saccharimeter*.

**Joint** [ME., *joynt*, a joint]. See *Articulation*. **J.-disease**, any morbid affection involving the joints and their surrounding tissues. **J., Charcot's**, a disease of the joints accompanying tabes dorsalis. It is characterized by a swelling, due to effusion of fluid into the articular cavity and about the surrounding tissues, followed by a lax condition, and ending in distortion or deformity of the joint, sometimes with diminished range of motion, and at other times with excessive range of motion. **J.-felon.** See *J.-ill*. **J.-ill**, a term applied to two very different forms of disease in cattle: 1. To *septic arthritis*, resulting from septic inflammation of the navel; 2. To an acute exudative arthritis, in which large quantities of plastic lymph are thrown into the cavity of the joint, leading to permanent stiffening and deformity. **J.-less**, without joints. **J.-mice.** See *Corpora libera articularum*. **J.-oil**, the synovia.

**Jones's (Bence) Albumin.** See *Albumin*.

**Jorissen's Sign.** See *Signs and Symptoms, Table of*.

**Joule** (*jool*) [after J. P. Joule, an English physicist]. A heat-unit, equal to one calorie divided by 4200.

See *Electric Units*. **J.'s Law.** See *Law*.

**Jowl** (*jol* or *joul*) [ME., *jolle*, jaw]. The cheek.

**Judas Tree** (*ju'-das tre*). Red-bud. The bark of *Cercis canadensis*, an astringent, much used in diarrhea, and as an injection in leukorrhea. Dose of the fld. ext.,  $\mathfrak{m}\times\mathfrak{v}-\mathfrak{z}\mathfrak{j}$ . Unof.

**Jugal** (*ju'-gal*) [*jugum*, a yoke]. Connecting or uniting, as by a yoke. **J. Bone**, the malar bone. **J. Points.** See *Cranimetric Points*. **J. Process.** See *Zygoma*.

**Juglandin** (*jüg'-lan'-din*) [*juglans*, a walnut]. A precipitate from a tincture of the root-bark of Butternut, *Juglans cinerea*; it is alterative, tonic, laxative, detergent, etc. Dose 2 to 5 grains. Unof.

**Juglans** (*jüg'-lanz*) [L., "walnut"]. A genus of trees, including the true walnut. **J. regia**, the European walnut, has stimulant and alterative leaves, which have been found useful in expelling tapeworm. The black walnut, **J. nigra**, has the same properties. Butternut, the inner bark (collected in autumn) of the roots of **J. cinerea**, is a mild cathartic, very popular in dysentery and chronic constipation. Dose of the ext., gr. v x.

**Juglone** (*jüg'-lon*) [*juglans*, walnut],  $\text{C}_{10}\text{H}_8(\text{O}_2)\cdot\text{OH}$ . An active principle existing in the bark of the European walnut; it is also obtained by oxidizing hydrojuglone with ferric chlorid. It is almost insoluble in water, consists of yellow needles, and melts with decomposition at about  $150-155^\circ\text{C}$ . It has the smell of fresh walnuts, and is a powerful sternutatory. Unof.

**Jugo-maxillary** (*ju'-go-maks'-il-a-re*) [*jugum*, a yoke; *maxilla*, a jaw]. Relating to the jugular vein and the maxilla.

**Jug-sound.** A term for amphoric resonance.

**Jugular** (*ju'-gu-lar*) [*jugularis*; *jugulum*, throat].

Pertaining to the throat. **J. Fossa.** See *Fossa*. **J. Ganglion.** See *Ganglia, Table*. **J. Veins.** See *Vein*.

**Jugulation** (*jug-u-lä'-shun*) [*jugulatio*, a killing]. The swift and sudden shortening of an attack of disease by therapeutic measures; also, the arrest of an epidemic by prompt and effective measures.

**Jugulocephalic** (*ju-gu-lo-sef-al'-ik*) [*jugulum*, the throat; *kephälē*, head]. Pertaining to the throat and the head.

**Jugulum** (*jüg'-u-lum*) [L.: *pl.*, *Jugula*]. The collar-bone; also, the throat.

**Jugum** (*ju'-gum*) [L.: *pl.*, *Juga*]. A yoke. In biology, a pair of leaflets in a compound leaf. **J. penis**, a cushioned forceps or compressor applied to the penis to prevent incontinence of urine. **J. sphenoidale**, the line of fusion of the orbito-sphenoid bones.

**Juice** (*jüs*) [*jus*, broth]. The fluid or liquid contained in the tissue of an animal or plant. Various secretions of the body are known as juices, e. g., the gastric, intestinal, and pancreatic juices. **J.-canals**, spaces within the connective tissue, constituting the origin of the lymphatic vessels. **J., Gastric.** See *Gastric*. **J., Intestinal**, the intestinal secretion, *succus entericus*, the secretion of the follicles of Lieberkühn mainly, but in the duodenum including that of Brunner's glands. **J., Pancreatic.** See *Pancreatic*.

**Jujube** (*ju'-jub*) [*jujuba*, fruit]. The fruit of the jujube tree, *Zizyphus jujuba*. **J.-paste**, a confection, originally containing the pulp of jujubes, but now made of gum-arabic, or of gelatin, variously flavored.

**Julaceous** (*ju-lä'-she-us*) [*julus*, catkin]. In biology, resembling a catkin.

**Julep** (*ju'-lep*) [Pers., *julāb*, a sweet drink]. A sweetened and aromatized alcoholic or medicated drink.

**Jumbai-bean** (*jum'-bi-hñn*) [Negro dial., *jumbai*, an evil spirit]. The *Leucaena glauca* Benth, a leguminous tree resembling the locust, found in the West Indies. The eating of the fruit or the foliage by horses and cattle results in the loss of hoofs, horns, and hair of tail and mane.

**Jumpers** (*jum'-perz*) [ME., *jumpen*, to jump]. A name applied to those afflicted with a neurosis characterized by motor incoordination and convulsive movements of any part of the body, but especially of the lower extremities, so that springing movements or jumping movements follow efforts to walk, etc. The name has also been given to hysteric fanatics whose devotional frenzy is accompanied by acts of leaping and distortion; and also to certain persons whose powers of will and control over their movements are in part abolished. See *Latak*, *Myriachit*, *Palmus*, and *Saltatoric Spasm*.

**Jumping** (*jump'-ing*). See *Palmus*.

**Junctura** (*junk-tu'-rah*) [L.]. A suture, as of bones.

**June** (*jün*) [*Junius*, a Roman name, meaning young]. The sixth month of the year. **J.-cold.** Synonym of *Hay-fever*. **J. Lobster.** See *Buckle-shell*.

**Jungle Fever.** See *Fever*.

**Juniper** (*ju'-nip-er*). See *Juniperus*.

**Juniperin** (*ju-nip'-er-in*) [*juniperus*, the juniper-tree]. A yellow, resin-like powder found in juniper-berries.

**Juniperus** (*ju-nip'-er-us*) [L., *gen.*, *juniperi*]. 1. A genus of berry-bearing coniferous trees. Besides the official species (see *Juniperus*, 2), there are several other medicinal species. 2. Juniper, the fruit of *J. communis*; its properties are mainly due to a volatile oil, and it is a stomachic tonic, diuretic, and aphrodisiac. The oil is eliminated by the kidneys. It is valuable in chronic pyelitis and cystitis. **J., Infusum**, unof., consists of juniper-berries  $\mathfrak{z}\mathfrak{j}$ , boiling water Oj. **J., Ol.**, the volatile oil. Dose  $\mathfrak{m}\times\mathfrak{v}-\mathfrak{xx}$ . **J., Spt.**, 5 parts of the oil in 95 of alcohol. Dose  $\mathfrak{z}\mathfrak{j}-\mathfrak{z}\mathfrak{j}$ . **J., Spt.**,



**Comp.**, the gin of commerce; oil of juniper 8, oil of caraway 1, oil of fennel 1, alcohol 1400, water q. s. ad 5000 parts. Dose 5ss-j. **J. oxycedrus** affords oil of cade, *q. v.* See also *Sabina*. **Oil of Cade**, a tar obtained by the distillation of juniper-wood; it is sometimes used externally in eczema and psoriasis. Unof.

**Junk** [Port., *junco*, a rush]. In surgery, a quilted cushion forming a sling in which to suspend a fractured limb. It was formerly made of rushes or reeds.

**Junker's Inhaler**. See *Anesthetic*.

**Junket** (*junk'-et*) [ME., *junket*, a rush]. Curds and whey; a delicacy for invalids, prepared by taking ½ pint of fresh milk heated to an agreeable temperature, adding 1 teaspoonful of rennet or essence of pepsin, and stirring well. Let the mixture stand till curdled, and serve with sugar and nutmeg.

**Junod's Boot**. A boot-shaped case, usually of stiff leather, made to enclose the leg so that, the air being exhausted, the blood-vessels and tissues of the limb are dilated by the excess of blood. It has been employed to relieve inflammation and congestion of the viscera.

**Jurema** (*ju-re'-mah*) [Braz.]. A leguminous Brazilian tree, *Stryphnodendron jurema*. Its bark is astringent, and is said to be narcotic. Unof.

**Juriballi** (*ju-rib-al'-e*) [W. Ind.]. A name for several meliaceous trees and their astringent and antipyretic bark, among which are *Trichilia moschata*, *Soymida febrifuga*, and *Khaya senegalensis*.

**Jurisprudence** (*ju-ris-pru'-dens*) [*jus*, law; *prudencia*, skill]. The science of the interpretation and application of the law. **J., Medical**, the application of medical knowledge to the principles of common law.

**Jurubeba** (*ju-ru-be'-bah*) [Braz.]. The leaves and juice of a shrub, *Solanum insidiosum*, indigenous to Brazil. It is an alterative, tonic, diuretic, and drastic cathartic. Dose of the fluid extract gtt. j-v. Unof.

**Jury** (*ju'-re*) [*jurare*, to swear]. A body of men legally appointed to determine the guilt or innocence of a prisoner, or to determine the facts in judicial inquiries. **J.-leg**, a wooden leg. **J. of Matrons**, a body of twelve matrons, formerly empaneled in England to determine if a murderess, for whom such plea was made, were pregnant. **J.-mast**, a steel shaft with curved iron rods attached, sometimes employed to support the head in disease of the upper vertebræ; it is mainly used in connection with Sayre's treatment of spondylitis. See annexed illustration.

**Jus** (*jūs*) [L.]. See *Juice*, and *Jusculum*.

**Jusculum** (*jus'-ku-lum*) [L., a decoction]. A soup or broth; gruel or porridge.

**Jusetmond's Arsenical Powder**. A preparation of arsenic used in various skin-affections. It consists of

sulphuretted antimony, 16 parts; arsenious acid, one part. These are melted in a crucible, and, when cold, the mass is reduced to a powder, and five parts of extract of opium are added.

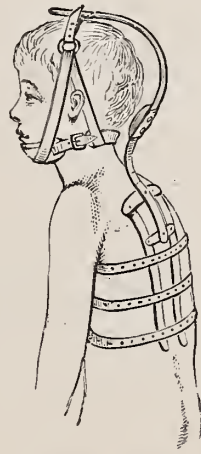
**Justicia** (*jus-tis'-e-ah*) [named from a Mr. Justice, a botanist]. A genus of acanthaceous herbs and shrubs. **J. adhatoda** is antispasmodic and febrifuge. **J. ec-bolium** is anti-icteric, diuretic, and deobstruent. **J. echoides**, diuretic. **J. gendarussa**, diaphoretic. **J. pectoralis** is bechic and stomachic. Unof.

**Justo-major Pelvis** (*jus'-to-ma'-jor*). See *Pelvis*, *Female*, *Deformities of*.

**Justo-minor Pelvis**. See *Pelvis*, *Female*, *Deformities of*.

**Jute** (*jūt*) [Beng., *jūt*, matted hair]. The bast fiber of two species of the genus *Corchorus*, grown chiefly in India and Ceylon. The fibers have a length of 2.5 meters, or even more, are of a yellowish-white color, and have a fine luster. Jute contains no free cellulose, but consists of bastose. When treated with iodine and sulphuric acid, it yields a deep-brown color.

**Juvantia** (*ju-van'-she-ah*) [L., "aiding"]. Adjuvant remedies or medicines. See *Adjuvant*.



JURY-MAST. (Sayre.)

**Juventus** (*ju-ven'-tus*) [*juvenis*, young]. A term formerly applied to that period of life between the ages of twenty-five and thirty-five years.

**Juxtaposition** (*juk'-tah-po-zish'-un*) [*juxta*, near; *positio*, position]. Situation adjacent to another; the act of placing near; apposition.

## K

**K.** The symbol of *Kalium*, or its more commonly used equivalent, *Potassium*.

**K.,** or **Ka.** In electrotherapeutics, the abbreviation of *Kathode*, or of *Kathodic*.

**Kaateer's Method.** A method of staining tubercle-bacilli. See *Stains, Table of*.

**Kabbalistic, Cabalistic** (*kab-al-is'-tik*) [Heb., *gabbālāh*, reception]. Pertaining to the Kabbala, which included a system of the treatment of diseases by supernatural agencies.

**Kaif** (*kif*) [Arab.]. Languor; dreamy enjoyment; sensuous tranquillity, such as follows the use of certain drugs (like opium, or hashish).

**Kairin** (*ki'-rin*) [*καίρος*, the right time],  $C_{10}H_{13}NO \cdot HCl \cdot H_2O$ . An artificial alkaloid prepared from chinolin. It is valuable as a powerful antipyretic; it also produces diaphoresis and emesis; its use is sometimes followed by collapse. Its general properties are similar to those of antipyrin, *q. v.* Dose gr. iij-xxx. Unof.

**Kairocoll** (*ki'-ro-kol*) [*καίρος*, the right time; *κόλλα*, glue],  $C_{11}H_{11}NO_2$ . An artificial alkaloid prepared from chinolin.

**Kairolin, or Kairolina** (*ki'-ro-lin*, or *ki-ro-li'-nah*) [*καίρος*, the right time],  $C_{10}H_{13}N$ . Methylquinolin hydrid. An antipyretic resembling kairin, but less efficient. Unof.

**Kakké** (*kak'-ka*) [Chinese for "leg-disease"]. Epidemic and endemic multiple neuritis, or beriberi, as seen in Eastern and Southern Asia.

**Kako-** (*kak'-o-*). See *Caco-*.

**Kakodyl** (*kak'-o-dil*). See *Cacodyl*.

**Kakosmia** (*kak-oz'-me-ah*). See *Cacosmia*.

**Kakotrophia** (*kak-ot-ro'-fe-ah*). See *Cacotrophy*.

**Kaladana** (*kal-ad-a'-nah*) [origin unknown]. An East Indian convolvulaceous plant, *Ipomœa* (*Pharbitis*) *nil*. Its seeds are a safe and good cathartic. Dose of the powdered drug,  $\mathfrak{z}$  ss- $\mathfrak{z}$  ij; of the resin, gr. iv-viii. Unof.

**Kalanchoe** (*kal-an-ko'-e*) [Chinese]. An East Indian crassulaceous plant. Its leaves are used in the form of poultices for bites and boils, the juice as an antipyretic. Unof.

**Kali** (*kal'-e*, or *kal'-li*) [Ar., *qālī*, potash]. Potassium, *q. v.* **K-blue.** Same as *Berlin-blue*.

**Kalidium** (*kal-id'-e-ion*) [*καλίδιον*, dim. of *καλία*, cot, granary; *pl.*, *Kalidia*]. In biology, the spore-capsule of certain algae.

**Kaligenous** (*kal-ij'-en-us*) [Ar., *qālī*, potash; *γεννᾶν*, to beget]. Pertaining to the production of potassium.

**Kaligraph** (*kal'-ig-raf*) [*καλός*, beautiful, *γράφειν*, to write]. An instrument for the use of those afflicted with writers' cramp. It is essentially a pantograph, so arranged that by making the letters very large at one point, they are reproduced of a natural size at another.

**Kalimeter** (*kal-im'-et-er*). See *Alkalimeter*.

**Kalimetry** (*kal-im'-et-re*). See *Alkalimetry*.

**Kaline** (*kal'-lin* or *kal'-in*). See *Alkaline*.

**Kalisaya** (*kal-is-a'-yah*). See *Calisaya*.

**Kalium** (*ka'-le-um*). A synonym of *Potassium*, *q. v.*

**Kalmia** (*kal'-me-ah*) [after Peter Kalm, an explorer]. Laurel, Mountain-laurel, Sheep-laurel, Broad-leaved laurel, Calico Bush. The leaves of *K. latifolia*, a well-known evergreen common in the United States, having alterative, cardiac, sedative, and astringent properties. It is a popular cure-all, and has proved valuable in diarrhea and in syphilitic affections. Dose gr. xx-xxx; of the fld. ext.  $\mathfrak{m}$ xx- $\mathfrak{z}$  ss. Unof. **K.**

*angustifolia*, like the foregoing, is poisonous. Its decoction is a popular remedy for sores and ulcers, to which it is applied hot. Unof.

**Kalmuck Type.** See *Idiocy, Ethnic*.

**Kamala** (*kam-a'-lah*) [Hind., *kamila*]. Rottlera. The glands and hairs from the capsules of *Mallotus philippinensis* (*Rottlera tinctoria*), native to Southern Asia and Abyssinia. It is a purgative and anthelmintic, much used for the expulsion of lumbricoid and other parasitic worms. Dose  $\mathfrak{z}$ j- $\mathfrak{z}$ j of an  $\mathfrak{z}$ vj to  $\mathfrak{z}$ xvj alcoholic tincture.

**Kambi** (*kam'-be*) [E. Ind.]. An aromatic gum, like elemi, from *Gardenia lucida*, a plant of India. Unof.

**Kamela** (*kam-e'-lah*) or **Kamila** (*kam-e'-lah*). See *Kamala*.

**Kammerer and Giacomini's Apparatus.** An apparatus for air-analysis.

**Kanarin** (*kan'-ar-in*),  $C_3N_3HS_2$ . A substance obtained from KCNS by electrolysis; it is probably identical with pseudo-cyanogen sulphid, and is employed as a yellow or orange dye for wool, not requiring a mordant.

**Kandahar Sore** (*kan'-da-har*). See *Furunculus orientalis*.

**Kandelia** (*kan-de'-le-ah*) [E. Ind., *kandel*]. A rhizophoreaceous plant found in the Malay Islands. **K. rheedii**, a small tree found in India, where its bark, mixed with dried ginger, or pepper and rose-water, is used in diabetes. Unof.

**Kandol** (*kan'-dol*). A volatile constituent of coal-tar, proposed as a local anesthetic. Its rapid evaporation freezes the superficial tissues. It is possibly identical with rhigolene, *q. v.* Unof.

**Kangaroo Method** (*kang-gar-oo*). H. C. Wood's term for the method of treating disease by giving, at short intervals, powerful remedies whose influence is short-lived. **K. Tendon**, a material derived from the tail of *Macropus giganteus*, the great kangaroo. It is used in surgery for ligatures. See *Ligature*.

**Kanten** (*kan'-ten*) [Jap.]. A variety of agar-agar, or Japanese sea-weed isinglass, used in the arts, and as a food.

**Kaolin** (*ka'-o-lin*) [Chin., *kaoling*, "high ridge"]. White clay, China clay. The silicate of aluminum, obtained from the decomposition of felspar. It is sometimes used as a protective application in eczema.

**K., Ung.**, **I** in **3**, allays irritation if applied to abraded skin. Unof.

**Kaposi's Disease.** See *Atrophoderma pigmentosum*, and *Xeroderma pigmentosum*; also, *Diseases, Table of*. **K.'s Ointment**, an ointment used in the treatment of scabies. It consists of naphthol, 40 grains; green-soap, 2½ drams; prepared chalk, ½ dram; lard, ½ ounce. It is also called the compound naphthol-ointment.

**Kappeler's Method.** See *Anesthetic*.

**Karabic Acid** (*kar'-ab-ic*). See *Acid, Succinic*.

**Karakin** (*kar'-ak-in*) [N. Zeal., *karaka*]. A white crystalline body, apparently a glucosid, obtained from the nuts of the karaka (*Corynocarpus levigata*). It is an intensely bitter, crystalline body, soluble in water, alcohol, and alkalies, insoluble in ether and chloroform, and melts at 100° C.

**Kardio-** (*kar'-de-o-*). See *Cardio-*.

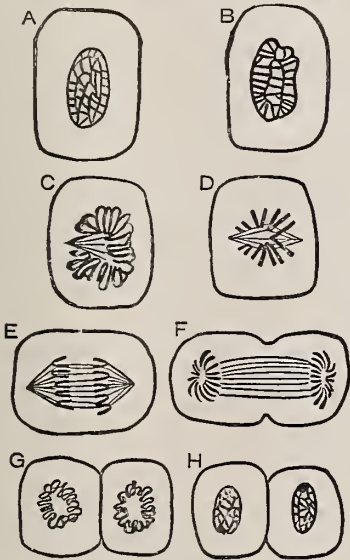
**Karlinski, Bacillus of.** See *Bacteria, Synonymatic Table of*. **K., Proteus of.** See *Bacteria, Synonymatic Table of*.

**Kartulis, Bacillus of.** See *Bacteria, Synonymatic Table of*.



**Karyogamic** (*kar-e-o-gam'-ik*) [κάρνον, nucleus; γάμος, marriage]. Pertaining to the blending of nuclei, as in reproduction.

**Karyokinesis** (*kar-e-o-kin-e'-sis*) [κάρνον, a nut (nucleus); κίνησις, movement, change]. A complicated series of changes accompanying the maturation of the ovum and the extrusion of the polar globule; indirect or nuclear cell-division, characterized by a radiate arrangement of the protoplasm immediately about the "centrosome" and the "sphere of attraction" at one pole, but outside of the nucleus, and following the division of the "sphere of attraction" into two halves of clear protoplasm; also, by changes in the nucleoplasm, the chromatin becoming granular and



KARYOKINESIS.

A. Nuclear reticulum, resting stage. B. Preparing for division. C. Wreath stage. D. Monaster with achromatic spindle. E. Barrel or pithode stage, or metakinesis, i. e., chromatin-fibrils traveling along the achromatic spindle toward the poles. F. Diaster. G. Daughter-wreath stage. H. Daughter-cells passing to resting-stage.

arranged as a transverse band or disc, while the achromatin is transformed into threads (*karyomita*), forming a spindle-shaped structure (*nuclear, spindle, barrel-form, pithos*), stretching between the two astral systems, or suns. The entire arrangement, central disc, spindle, and the two suns, constitutes the so-called amphias-ter, or diaster, and, in connection with the production of the polar globules, the archiamphias-ter. The groups of the V-shaped chromatin-grains, produced by the division of the central disc, are then translated to the ends of the spindles, and form two polar crowns (*Carnoy's couronne polaire, the wreaths, rosetts, spirems*); the spindle-threads break and are drawn toward the polar crowns, and two daughter-nuclei result.

**Karyokinetic** (*kar-e-o-kin-et'-ik*) [κάρνον, nucleus; κίνησις, motion]. In biology, applied to the active stages of nuclei.

**Karyolysis** (*kar-e-ol'-is-is*) [κάρνον, nucleus; λύνειν, to loose]. The segmentation of the nucleus of the cell.

**Karyolytic** (*kar-e-o-lit'-ik*) [κάρνον, nucleus; λύνειν, to loose]. Relating to karyolysis.

**Karyomita** (*kar-e-o'-mit-ah*) [κάρνον, nucleus; μίτος, a thread]. In biology, the achromatin-threads forming the nuclear spindle in a dividing or active nucleus.

**Karyomitoic** (*kar-e-o-mit-o'-ik*) [κάρνον, nucleus; μίτος, a thread]. Relating to karyomitosis.

**Karyomitoma** (*kar-e-o-mit-o'-mah*). See *Cell-body*.

**Karyomiton** (*kar-e-om'-it-on*). See *Chromatin*.

**Karyomitosis** (*kar-e-o-mit-o'-sis*) [κάρνον, nucleus; μίτος, a thread]. The division or splitting of the nuclear mass of chromatin-fibers.

**Karyomitotic** (*kar-e-o-mit-o'-ik*) [κάρνον, nucleus; μίτος, a thread]. Relating to karyomitosis.

**Karyoplasm** (*kar'-e-o-plazm*) [κάρνον, a nut, kernel; πλάσμα, anything formed]. In biology, the nuclear substance of a cell. See *Chromatin*.

**Karyoplasma** (*kar-e-o-plaz'-mah*). Same as *Karyoplasm*.

**Karyosoma** (*kar-e-o-so'-mah*) [κάρνον, nucleus; σῶμα, a body, *pl.*, *Karyosomata*]. A nuclear microsoma; a round body resembling a nucleolus, contained in the segmentation-nucleus of the ovum.

**Karyostasis** (*kar-e-os'-ta-sis*) [κάρνον, nucleus; στάσις, a stoppage]. The resting-stage of nuclei of cells. It is opposed to karyokinesis.

**Karyostatic** (*kar-e-o-stat'-ik*) [κάρνον, nucleus; στάσις, a stoppage]. Pertaining to karyostasis.

**Karyostenosis** (*kar-e-os'-te-no'-sis*) [κάρνον, a nucleus; στενός, narrow; στενέειν, to make narrow]. The simple division of the nucleus of a cell. This process is called also *akinetie*, or *direct division*.

**Kassu** (*kas'-oo*) [E. Ind.]. A black astringent substance obtained from areca nuts, and used for the same purpose as true catechu.

**Kata-** (*kat'-ah-*). For words thus beginning, and not found under K., see *Cata-*.

**Katabolergy** (*kat-ab-ol'-er-je*). See *Catabolergy*.

**Katabolic** (*kat-ab-ol'-ik*). See *Catabolic*. **K. Nerves**, thermo-excitatory, as distinguished from *anabolic*, or thermo-inhibitory, nerves.

**Katabolism** (*kat-ab'-o-lizm*). See *Catabolism*.

**Katacrotic** (*kat-ak-rot'-ik*). Same as *Catadicrotic*.

**Katadicrotic** (*kat-ah-di-krot'-ik*). See *Catadicrotic*.

**Katadicrotism** (*kat-ad-ik'-rot-izm*). See *Catadicrotism*.

**Katadidymus** (*kat-ad-id'-im-us*). See *Catadidymus*.

**Katalepsy** (*kat'-al-ep-se*). See *Catalepsy*.

**Katalysis** (*kat-al'-is-is*). See *Catalysis*.

**Katantostomus** (*kat-an-to-sto'-mus*). See *Catantostomus*.

**Katanturaniscus** (*kat-an-tür-an-is'-kus*). See *Catanturaniscus*.

**Katanturanus** (*kat-an-tür'-an-us*). See *Catanturanus*.

**Kataplasm** (*kat'-ap-lazm*). See *Poultice*.

**Katastate** (*kat'-as-tät*). See *Catastate*.

**Katatonía** (*kat-at-o'-ne-ah*). See *Catatonía*.

**Katelectrotonic** (*kat-el-ek-tro-ton'-ik*). See *Catelectrotonic*. **K. Zone**. See *Zone*.

**Katelectrotonus** (*kat-el-ek-trot'-o-nus*). See *Catelectrotonus*.

**Katharophore** (*kath-ar'-o-för*) [καθαρός, clean; φέρειν, to carry]. An instrument for cleansing the urethra.

**Katharsis** (*kath-ar'-sis*). See *Catharsis*.

**Kathetometer** (*kath-et-om'-et-er*) [κατά, against; μέτρον, measure]. An instrument for ascertaining the level of fluids.

**Kathion** (*kath'-e-on*). See *Cation*.

**Kathode** (*kath'-öd*) [κατά, down; ὁδός, path]. The negative pole of a galvanic battery.

**Kathodic** (*kath-od'-ik*) [κατά, down; ὁδός, path]. Pertaining to the kathode or negative pole of a galvanic battery. In biology, turned in the opposite direction to that of the genetic spiral. **K. Closure-contraction**, the muscular contraction occurring when the circuit is closed with the rheophore on a motor point. **K. Opening-contraction**, the muscular contraction that occurs when the circuit is opened.

**Katin** (*kat'-in*) [Ar., *kat*, *khat*, *khat*]. An alkaloid found in *Catha edulis*, with properties somewhat like those of caffeine.

**Kation** (*kat'-e-on*). See *Cation* and *Electrolysis*.

**Katostomus** (*kat-os'-to-mus*). See *Catostomus*.

**Katouraniscus** (*kat-o-ut'-ran-is'-kus*). See *Catouraniscus*.

**Katouranus** (*kat-o-ut'-ran-us*). See *Catouranus*.

**Kauri** (*kow'-re*). Same as *Cowdie*. **K. Gum**. See *Cowdie-gum*.

**Kava, or Kava-kava** (*kah'-vah*) [Hawaiian]. Ava-kava. The root and also the resin of *Piper methysticum*, a shrub native to South America and the South Sea Islands. It is a diuretic and motor depressant, producing intoxication when taken in large doses. In small and moderate doses it resembles coca in its action in allaying fatigue. Dose of the fluid extract  $\frac{3}{4}$  ss-j. Unof.

**Kavain** (*kah'-va-in*) [Hawaiian, *kava*]. A neutral substance obtained from the roots of kava-kava.

**Kavia, Kaviac, or Kaviar** (*kav'-e-ah*, *kav'-e-ak*, *kav'-e-är*). See *Caviar*.

**Keasbey and Mattison's Food**. A variety of Liebig's food for infants. Its composition is: Water 27.95; fat, none; grape-sugar, 36.75; cane-sugar, 7.58; no starch; soluble carbohydrates 71.50; no albuminoids; ash, 0.93.

**Keber's Corpuscles**. Oval or lens-shaped bodies present in the ova of fresh-water mussels.

**Keel** (*kēl*) [AS., *cēol*, a ship]. In biology, a projecting ridge on a surface, as the two anterior petals of a papilionaceous corolla, or the crest of the breast-bone.

**Keen's Sign**. See *Signs and Symptoms*, *Table of*.

**Keeper** (*ke'-per*). See *Armature*.

**Keere nugra**. Synonym of *Madura Foot*.

**Kefir** (*ka'-fēr*). See *Kefyr*.

**Kefyr** (*ka'-fēr*) [Caucasian]. A nutritious substance obtained by a peculiar fermentation of cows' milk produced by certain fungi. **K.-seed**, a substance containing the ferment (*Bacillus caucasicus*) of kefir. It is used in preparing the genuine kefir. See *Bacteria*, *Synonymatic Table of*.

**Kehrer's Operation**. See *Cesarean Operation*, in *Operations*, *Table of*.

**Keimplasm, Keimplasma** (*kīm'-plazm*, *kīm'-plaz-mah*) [Ger., *Keim*, germ, bud; *plasma*, plasm]. Weissmann's term for the hereditary transmission of a nuclear matter or germ-plasm that he believes to be passed on from generation to generation without alteration. See *Germ-plasm*.

**Kelectome** (*ke'-lek-tōm*) [*κῆλη*, a tumor; *ἐκ*, out; *τέμνειν*, to cut]. A cutting instrument introduced into a tumor, by means of a cannula, in order to obtain a part of the substance for examination.

**Kelis** (*ke'-lis*) [*κηλῖς*, spot; *pl.*, *Kelides*]. 1. The same as morphea or scleroderma. 2. See *Keloid*.

**Kellgrenism** (*kel'-gren-izm*) [after J. H. Kellgren, 1889]. A system of charlatantry that professes to cure disease by manipulation, which leads to the discharge of a "broach" of gaseous matter passing from the patient through the operator.

**Kellin** (*kel'-in*). A glucosid from the fruit of *Ammi visnaga*. It is said to affect the respiration and the pulse, and to have a paralyzant effect upon the lower extremities.

**Kellner's Ocular, or Eye-piece**. See *Ocular*.

**Keloid** (*ke'-loid*) [*κηλὶς*, a claw; *ειδος*, likeness]. Che-loid; Alibert's Keloid; Kelis. A term applied to an overgrowth of scar-tissue, and also to fibrous outgrowths of the skin of a similar character, apparently spontaneous in origin, though many of them are traceable to comparatively trifling lesions of the skin. This is a rather rare disease, and affects the colored

racers more than the white. It is commonest in middle age; its favorite sites are the sternum, shoulders, and neck. The lesion is crab-like in appearance, hence its name. **K. of Addison**, forms contractions of the skin and fasciæ, giving a hide-bound look to the part. It arises spontaneously at the sites of cicatrices and other injuries to the skin. See *Diseases*, *Table of*.

**Kelology** (*ke-lol'-o-je*) [*κῆλη*, hernia; *λόγος*, science]. The science of hernias.

**Kelotomy** (*ke-lot'-o-me*). See *Celotomy* and *Herniotomy*.

**Kelp** [origin obscure]. 1. Burnt sea-weed, from which iodine is obtained. 2. The *Fucaceæ laminariæ* and other large sea-weeds.

**Kelvin** (*kel'-vin*) [in honor of Lord Kelvin]. A commercial unit of electricity; one thousand watt-hours.

**Kemperdick's Apparatus**. An apparatus for reducing the temperature in fever. It consists of a rubber bag to be introduced into the rectum having an entrance-tube and an exit-tube, thus permitting a continuous flow of water.

**Kempherid** (*kem'-fer-id*) [after Kæmpfer, a German traveler],  $C_{16}H_{12}O_6$ . A yellow, crystalline body obtained from the resin of *Kæmpferia galanga*.

**Kenogenesis** (*ken-o-jen'-es-is*) [*κενός*, empty; *γένεσις*, genesis]. Evolution of forms not true to the parental type, but variously adapted or modified. A vitiated individual development in which the phylogenetic evolution is not truly epitomized.

**Kenogenetic** (*ken-o-jen-el'-ik*) [*κενός*, empty; *γένεσις*, generation]. In biology, having a vitiated germ-history.

**Kenogeny** (*ken-oj'-en-e*). See *Kenogenesis*.

**Kenophobia** (*ken-o-fō'-be-ah*) [*κένος*, empty; *φόβος*, fear]. The morbid fear of open spaces or places. Same as *Agoraphobia*.

**Kenosis** (*ken-o'-sis*). See *Cenosis*.

**Kenospudia** (*ken-o-spu'-de-ah*). See *Cenospudia*.

**Kentish Ointment**. The compound resin-ointment made by adding one dram of turpentine to each ounce of the ordinary resin-ointment. It is a useful stimulating application to severe burns.

**Kentrokinesis** (*ken-tro-kin-el'-sis*) [*κέντρον*, center, spur; *κίνησις*, motion]. The influence of any motor nerve-center; excito-motor action.

**Kentucky Coffee-bean**. See *Chicot*.

**Kephalic** (*kef'-al'-ik*) [*κεφαλή*, head]. See *Cephalic*. **K. Acid**. An acid described by Thudichum as existing in brain-tissue.

**Kephalin** (*kef'-al-in*). See *Cephalin*.

**Kephalograph** (*kef'-al-o-graf*). See *Cephalograph*.

**Kephalometer** (*kef'-al-om'-et-er*). See *Cephalometer*.

**Kephalo-phosphoric Acid** (*kef'-al-o-fos-for'-ik*). See *Acid*.

**Kephalyl** (*kef'-al-i*) [*κεφαλή*, head; *ῥλη*, matter, principle]. The radicle of kephalic acid.

**Kephyr** (*ka'-fēr*). See *Kefyr*.

**Keracele** (*ker'-as-ēl*) [*κέρας*, horn; *κῆλη*, tumor]. A horny tumor on the hoof of horses.

**Keraphyllocele** (*ker-af-il'-o-sēl*) [*κέρας*, horn; *φύλλον*, leaf; *κῆλη*, tumor]. A horny growth between the covering of the horse's hoof and the deeper tissues.

**Keraphylous** (*ker-af-il'-us*) [*κέρας*, horn; *φύλλον*, leaf]. Composed of horny layers.

**Kerasene, or Kerasin** (*ker'-as-ēn* or *ker'-as-in*) [*κέρας*, horn],  $C_{46}H_{91}NO_9$ . A nitrogenous substance; one of the cerebrins obtained from brain-substance.

**Keratagia** (*ker-at-al'-je-ah*) [*κέρας*, cornea; *ἄλγος*, pain]. Pain in the cornea.

**Keratectasia** (*ker-at-ek'-ta'-se-ah*) [*κέρας*, horn, cornea; *ἐκτασις*, extension]. The forward protrusion or bulging of the cornea. A bulging forward of the deeper layers



of the cornea, after loss of the superficial lamina. It differs from staphyloma in the absence of perforation, and in the non-involvement of the iris.

**Keratotomy** (*ker-at-ek'-to-me*) [*képas*, horn, cornea; *ἐκτομή*, a cutting out]. Surgical excision of a part of the cornea.

**Keratiasis** (*ker-at-i'-as-is*) [*képas*, horn]. A morbid condition characterized by the growth of horny excrescences.

**Keratic** (*ker-at'-ik*) [*képas*, horn]. Horny.

**Keratin** (*ker'-at-in*) [*képas*, horn]. The basis of horny tissues, hair, nails, feathers, etc. It is a mixture of various complex substances. Decomposed, it yields leucin and tyrosin. It is used in pharmacy.

**Keratinian** (*ker-at-in'-e-an*) [*képas*, horn]. Relating to keratin or to the cornea.

**Keratization** (*ker-at-in-iz-a'-shun*) [*képas*, horn].

1. The development of a horny quality in a tissue.
2. The coating of pills with keratin.

**Keratitis** (*ker'-at-i'-tis*) [*képas*, cornea; *ιτις*, inflammation]. Inflammation of the cornea. **K.**, **Asthenic**.

See *K.*, *Phlyctenular*. **K.**, **Astigmatic**, a form of keratitis said to be due to uncorrected astigmatism. **K.**

**bullosa**, the formation of large or small blebs upon the cornea of an eye, the seat of iridocyclitis, interstitial keratitis, or glaucoma. **K.**, **Circumscribed**, limited to a part of the cornea. **K.**, **contagiosa**, a contagious, suppurative variety occurring in cattle.

**K.**, **Cretaceous**, a calcareous infiltration of the corneal epithelium. **K.**, **Deep**. See *K. profunda*.

**K.**, **Diffuse**. See *K.*, *Interstitial*. **K.**, **Dotted**. See *K. punctata*.

**K.**, **Fascicular**, a form of phlyctenular keratitis in which one of the ulcers, originally formed at the margin of the cornea, creeps across its surface, followed by a leash of distended blood-vessels.

**K.**, **Granular**, due to conjunctival granulations; pannus. **K.**, **Herpetic**, characterized by the formation of small vesicles on the cornea, which ulcerate and then heal. Relapses are common. **K.**, **Hypo-**

**pyon**, an ulcerative form accompanied by the formation of pus in the anterior chamber. **K.**, **Inherited**. See *K.*, *Interstitial*.

**K.**, **Interstitial**, a form of keratitis in which the entire cornea is invested with a diffuse haziness, almost completely hiding the iris.

The surface of the cornea presents a ground-glass appearance. Later, from ciliary injection, blood-vessels form in the superficial layers of the cornea, and produce a dull-red color, the "salmon patch" of Hutchinson.

The entire cornea may become cherry-red. The disease is most frequent between the ages of five and fifteen, and occurs in syphilitic individuals. **K.**, **maculosa**. See *K. superficialis punctata*.

**K.**, **Marginal**, a form of phlyctenular keratitis in which the phlyctenules are arranged around the margin of the cornea. **K.**, **marginalis**, a rare form of keratitis that must not be confounded with the marginal form of phlyctenular keratitis. It occurs in elderly people, and consists of a yellowish-gray zone of opacity immediately joining the sclera, which pushes into the clear cornea and occupies about one-half the circumference.

**K.**, **neuroparalytica**, keratitis following paralysis of the fifth nerve. It does not usually occur in partial paralysis of the nerve. Its cause is loss of trophic influence, aided by mechanical irritation and drying of the cornea. **K.**, **of Reapers**, a traumatic form due to irritation of the cornea of reapers by beards of grain. **K.**, **pannosa**, a superficial form in which blood-vessels develop beneath and in the epithelium. The latter undergoes hyperplasia and becomes in part opaque. **K.**, **Parenchymatous**. See *K.*, *Interstitial*. **K.**, **Phlegmonous**. See *K. purulenta*.

**K.**, **Phlyctenular**, a disease of the eye

characterized by the formation upon some portion of the cornea of small papules or pustules, often associated with the formation of a similar lesion upon the conjunctiva. It is marked by much local congestion, lachrymation, and intense photophobia. The papules may develop into ulcers. **K.**, **profunda**, an unusual form of keratitis characterized by the formation of a gray opacity in the center of the cornea, covered by superficial and stippled corneal layers. **K.**, **punctata**.

1. A secondary affection of the cornea in association with affections of the iris, choroid, and vitreous. It is characterized by the formation of opaque dots, generally arranged in a triangular manner upon the posterior elastic lamina of the cornea. It is sometimes designated as *Descemetitis*.

2. Also a term given to an inflammatory affection of the cornea in which isolated white spots appear in Descemet's membrane, surrounded by cloudy areas. It occurs in children before puberty, and is probably syphilitic. **K.**, **purulenta**, accompanied by the formation of pus. **K.**, **Pustular**. See *K.*, *Phlyctenular*.

**K.**, **Rheumatic**, occurring in a rheumatic subject. **K.**, **Ribbon-like**, a name applied to the formation of a transverse calcareous film on the cornea, especially in elderly people. It is usually symmetric, and occurs chiefly in men of the gouty diathesis. **K.**, **scrofulosa**. See *K.*, *Interstitial*.

**K.**, **Secondary**, due to disease of other parts. **K.**, **Specific**. See *K.*, *Interstitial*. **K.**, **Strumous**. See *K.*, *Phlyctenular*, and *K.*, *Interstitial*.

**K.**, **subepithelialis centralis**. See *K. superficialis punctata*. **K.**, **superficialis punctata**, a disease of the cornea associated with severe conjunctivitis and with catarrh of the respiratory tract. In two or three days punctiform or linear spots appear immediately beneath the epithelium, the overlying conjunctiva being slightly hazy. It is also called *K. subepithelialis centralis*, and *K. maculosa*.

**K.**, **suppurativa**. See *K. purulenta*. **K.**, **Sympathetic**, that following inflammation of the other eye. **K.**, **Syphilitic**. See *K.*, *Interstitial*.

**K.**, **tænulosa**. See *K.*, *Phlyctenular*. **K.**, **Trachomatous**. See *Pannus*. **K.**, **Traumatic**, that consequent upon wounds or other injury of the cornea. **K.**, **ulcerosa**, a form in which one or more ulcers involving part of the cornea are present. **K.**, **variolora**, that occurring in smallpox. It is purulent and often arises from a corneal pustule. **K.**, **Vascular**, a superficial vascularity of the cornea occurring in pannus, etc. **K.**, **Vesicular**. See *K.*, *Phlyctenular*.

**Keratocoele** (*ker'-at-o-sel*) [*képas*, cornea; *κήλη*, tumor]. A hernia of Descemet's membrane through the cornea.

**Keratochromatosis** (*ker-at-o-kro-mat-o'-sis*) [*képas*, horn; *χρῶμα*, color]. Discoloration of the cornea.

**Kerato-conjunctivitis** (*ker'-at-o-kon-junk-tiv-i'-tis*) [*képas*, horn, cornea; *conjunctivus*, connecting; *ιτις*, inflammation]. Simultaneous inflammation of the cornea and the conjunctiva.

**Kerato-conometer** (*ker-at-o-ko-nom'-et-er*) [*képas*, cornea; *κῶνος*, cone; *μέτρον*, measure]. An instrument for estimating astigmatism by the images reflected from the cornea.

**Keratoconus** (*ker-at-o-ko'-nus*). See *Keratoglobus*.

**Keratode** (*ker'-at-od*) [*képas*, horn; *εἶδος*, like]. The horny substance composing the skeleton of certain sponges.

**Keratodeocele** (*ker-at-od'-e-o-sët*). See *Keratocoele*.

**Keratodeonyxis** (*ker-at-od'-e-o-niks'-is*). See *Keratonyxis*.

**Keratoderma** (*ker-at-o-der'-mah*) [*képas*, horn; *δέρμα*, skin]. 1. The cornea. 2. A horny condition of the skin.

**Keratodermatitis** (*ker-at-o-der-mat-i'-tis*) [*képas*, horn; *δέρμα*, skin; *ιτις*, inflammation]. Inflammation of the keratoderma; keratitis.

**Keratodermatocele** (*ker'-at-o-der-mat'-o-sēl*) [*κέρας*, horn; *δέρμα*, skin; *κίη*, tumor]. See *Keratocoele*.

**Keratodermatomalacia** (*ker'-at-o-der-mat-o-mal'-a-se-ah*) [*κέρας*, horn; *δέρμα*, skin; *μαλακία*, softness]. Softening of the cornea.

**Keratodermatosis** (*ker'-at-o-der-mat-o'-sis*) [*κέρας*, horn; *δέρμα*, skin; *νόσος*, disease]. A skin-affection characterized by alteration in the horny elements of the skin.

**Keratodermia** (*ker-at-o-der'-me-ah*) [*κέρας*, horn; *δέρμα*, skin]. See *Keratoderma*. **K. erythematosa symmetrica**, tylosis of the soles and palms, in which the horny patches show a broken-up surface.

**Keratodermites** (*ker-at-o-der-mi'-tēz*) [*κέρας*, horn; *δέρμα*, skin; *ιτις*, inflammation]. A group of inflammatory scaly skin-affections.

**Keratogenous** (*ker'-at-ō'-en-us*) [*κέρας*, horn; *γεννάν*, to beget]. Pertaining to the formation of horny growths. **K. Membrane**, that part of the skin or layer of corium that develops into nails, claws, and hoofs.

**Keratoglobus** (*ker-at-o-glo'-bus*) [*κέρας*, cornea; *globus*, a ball]. Distention and protrusion of the cornea. The sclerotic may also become distended in severe cases. When so extensive as to prevent closure of the lids, it has been called buphthalmos. When the distention is transparent, regular, and cone-shaped, the apex of the cone being the center of the cornea, it is called keratoconus, or conical cornea. When the protrusion is opaque, or connected with synechia of the iris, it is called staphyloma of the cornea, or anterior staphyloma. When due to increase in the fluids of the eye, with increased tension and uniform ectasia, it is called hydrophthalmos. Enlargement of the cornea is also called megalocornea.

**Keratoglossus** (*ker'-at-o-glos'-us*) [*κέρας*, horn; *γλῶσσα*, tongue]. See *Muscles*, Table of.

**Keratohyalin** (*ker'-at-o-hi'-al-in*) [*κέρας*, horn; *ἵαλος*, glass]. A peculiar substance occurring in granules in the deeper layers of the skin. These granules are insoluble in ether, alcohol, and water, and are present in the process of cornification of the rete cells. See also *Eleidia*.

**Keratoid** (*ker'-at-oid*) [*κέρας*, horn; *εἶδος*, like]. Hornlike.

**Kerato-iritis** (*ker'-at-o-i-ri'-tis*) [*κέρας*, cornea; *ιρις*, iris; *ιτις*, inflammation]. Combined inflammation of the cornea and the iris.

**Keratoleukoma** (*ker-at-o-lu-ko'-mah*) [*κέρας*, horn; *λευκός*, white; *πλ.*, *Keratoleukomata*]. A leukoma or whitish opacity of the cornea.

**Keratolysis** (*ker-at-ol'-is-is*) [*κέρας*, horn; *λύσις*, solution]. Deciduous skin; a curious and rare condition of the skin in which the latter, like the serpent's, is cast off periodically, that of the limbs coming off like a glove or a stocking.

**Keratolytic** (*ker-at-o-li'-ik*) [*κέρας*, horn; *λύσις*, solution]. Pertaining to keratolysis.

**Keratoma** (*ker-at-ō'-mah*) [*κέρας*, horn; *ῥμα*, tumor; *πλ.*, *Keratoma*]. 1. See *Callositas*. 2. Congenital ichthyosis; the presence, dating from fetal life, of horny plates upon the integument.

**Keratomalacia** (*ker-at-o-mal'-a'-se-ah*) [*κέρας*, cornea; *μαλακία*, softness]. A softening of the corneal tissue.

**Keratome** (*ker'-at-ōm*) [*κέρας*, cornea; *τομή*, a cutting]. A knife with a peculiar trowel-like blade, used for making the incision into the cornea in the operation of iridectomy.

**Keratometer** (*ker-at-onl'-et-er*) [*κέρας*, cornea; *μέτρον*, measure]. An instrument for measuring the curves of the cornea.

**Keratomycosis** (*ker-at-o-mi-ko'-sis*) [*κέρας*, cornea; *μύκης*, fungus]. A fungoid growth of the cornea, or the diseased condition therewith associated. **K. aspergillina**, a form characterized by the presence of *Aspergillus glaucus*.

**Keratoncus** (*ker-at-ōng'-kus*) [*κέρας*, horn; *ὄγκος*, a tumor]. Any horny tumor.

**Keratonosis** (*ker-at-onl'-o-sis*). See *Keratosis*.

**Keratonyxis** (*ker'-at-o-niks'-is*) [*κέρας*, cornea; *νύξις*, needling]. The needling of a soft cataract by puncture through the cornea; also, the old operation of couching a cataract with the needle.

**Keratoplasia** (*ker-at-o-pla'-ze-ah*) [*κέρας*, horn; *πλάσσειν*, to form]. The reparative renewal of the horny layer of the skin.

**Keratoplastic** (*ker-at-o-plas'-tik*) [*κέρας*, horn; *πλαστικός*, formed]. Pertaining to keratoplasty.

**Keratoplasty** (*ker'-at-o-plas-tē*) [*κέρας*, cornea; *πλάσσειν*, to form]. Plastic operation upon the cornea, especially the transplantation of a button or excised portion of cornea from the eye of a lower animal to that of man. This is effected by means of a peculiar trephine, with which the tissue to be transplanted is removed from the animal's eye and the place for its reception is made in the human eye. The operation is sometimes called trephining the cornea.

**Keratorrhesis** (*ker-at-or-eks'-is*) [*κέρας*, horn; *ρήξις*, rupture]. Rupture of the cornea, due to ulceration or traumatism.

**Keratoscleritis** (*ker-at-o-skle-ri'-tis*) [*κέρας*, cornea; *σκληρός*, hard; *ιτις*, inflammation]. Inflammation of the cornea and the sclera.

**Keratoscope** (*ker'-at-o-skōp*) [*κέρας*, cornea; *σκοπεῖν*, to observe]. An instrument for examining the cornea, and testing the symmetry of its meridians of curvature.

**Keratotomy** (*ker-at-ōl'-ko-pe*) [*κέρας*, cornea; *σκοπεῖν*, to observe]. Examination of the cornea. See *Retinoscopy*.

**Keratose** (*ker'-at-ōs*) [*κέρας*, horn]. Horny.

**Keratoses** (*ker-at-ō'-sis*) [*κέρας*, horn; *νόσος*, disease]. Any one of a class of skin-diseases characterized by thickened epidermis, and the presence of such callosities as horns, warts, etc. See *Callosity*. **K. follicularis**. See *Darier's Disease*. **K. obturans**, a condition of the external auditory meatus due to desquamation of the epithelium, the mass being colored by cerumen and containing cholesterolin-crystals. **K. pilaris**, Lichen pilaris; Lichen spinulosus; Pityriasis pilaris; a chronic affection of the skin marked by a pin-head-sized conical elevation investing the hair-follicle, and somewhat resembling gooseflesh and ichthyosis. The skin becomes dry and hard, and feels like a nutmeg-grater. The disease appears in workmen who are uncleanly, and in scrofulous children, and it occurs chiefly on the thighs, arms, and forearms. **K. senilis**, a cornification of the skin of old people, general or partial, circumscribed or diffuse, and often limited to certain definite regions, as the face and dorsal surfaces of the hands and feet. The lesions consist of light or dark yellowish, brownish, or blackish points, dry, scaling, and horny, or scaling and greasy. These may become the seat of an epitheliomatous process.

**Keratotomy** (*ker'-at-o-tōm*). See *Keratome*.

**Keratotomy** (*ker-at-ōl'-o-me*) [*κέρας*, cornea; *τέμνειν*, to cut]. Surgical incision of the cornea.

**Keraunographic** (*ker-aw-no-graf'-ik*) [*κεραυνός*, lightning; *γράφειν*, to write]. Pertaining to the pictorial impressions of near objects sometimes seen upon the body of a person who has been struck by lightning.

**Keraunoneurosis** (*ker-aw-no-nu-ro'-sis*) [*κεραυνός*, lightning; *νεῦρον*, nerve; *νόσος*, disease]. Nervous disease due to lightning-stroke.



**Keraunophobia** (*ker-aw-no-fo'-be-ah*) [*κεραυνός*, lightning; *φόβος*, dread]. Morbid dread of lightning; astraphobia.

**Kerectasia** (*ker-ek-ta'-se-ah*). See *Kerectasia*.

**Kerectomy** (*ker-ek'-to-me*). See *Kerectomy*.

**Kerion**, or **Kerium** (*ke'-re-on* or *ke'-re-um*) [*κηρίον*, honey-comb favus]. Same as *Favus*.

**Kerkring**, **Valves of**. See *Valve*.

**Kermes** (*ker'-mēz*) [Pers., *qirmiz*, crimson]. A red dye-stuff, made up of the dried females of *Coccus ilicis*, an insect not unlike cochineal, found on oak-trees in the Orient. **K. Mineral**, a mixture of the teroxid and tersulphid of antimony, formerly much used in medicine. It is also called *red antimony*.

**Kermesine** (*ker'-mēz-in*) [Pers., *qirmiz*, crimson]. Pertaining to kermes.

**Kermesite** (*ker'-mēz-ī*) [Pers., *qirmiz*, crimson]. The native oxysulphid of antimony.

**Kermisin** (*ker'-miz-in*) [Pers., *qirmiz*, crimson]. Carmin-red.

**Kernel** (*ker'-nel*) [ME., *kirnel*, a little corn or grain].

1. The popular name for the pancreas or sweetbread of animals. 2. The bundle of fat on the fore-shoulder; any swelling or mass of flesh. 3. A nucleus. 4. In the plural, a popular term for enlarged lymphatic glands. 5. In biology, the edible portion of a drupe or an entire seed.

**Keroid** (*ker'-oid*) [*κέρας*, horn; *εἶδος*, like]. Horny.

**Kerosene** (*ker'-o-sen*). See *Burning oil*.

**Kerosolene** (*ker'-o-so-lēn*) [*κηρός*, wax; *oleum*, oil]. A colorless, volatile liquid distilled from coal-oil. It boils at 58° C. and has been used as a local anesthetic. Unof.

**Kessel's Operation**. See *Operations*, Table of.

**Ketin** (*ke'-in*),  $C_6H_8N_2$ . 1. An oily substance, boiling between 170° and 180° C. 2. A member of a homologous series,  $C_nH_{2n-4}N_2$ , produced by the action of sodium (or tin) and hydrochloric acid on nitrosoacetone and its homologues. **Diethylketin**,  $C_{10}H_{16}N_2$ , is an oily substance, boiling at from 215° to 217° C.; it is formed by the reduction of nitrosoethylacetone. **Dimethylketin** is a crystalline solid, soluble in ether, fusing at 87° C., and produced by the reduction of nitrosomethylacetone. **Dipropylketin**,  $C_{12}H_{20}N_2$ , is an oily substance, boiling between 235° and 240° C., and formed in the reduction of nitrosopropylacetone.

**Ketols** (*ke'-tolz*). In chemistry, ketone-alcohols, containing both the ketone and alcohol groups.

**Ketone** (*ke'-tōn*) [an arbitrary variation of *acetone*]. In chemistry, an organic compound consisting of the unsaturated radicle  $C=O$  united to two alcohol radicles. It may be considered as a derivative of secondary alcohols, bearing the same relation to them as the aldehyds bear to the primary alcohols. The ketones are compounds in which two hydrogen atoms of an intermediate carbon atom are replaced by one atom of oxygen. They are generally volatile liquids, of ethereal odor, insoluble in water. They are the products of the oxidation of the secondary alcohols, or of the union of carboxyl, CO, with two alkyl atoms.

**Ketonic** (*ke-ton'-ik*) [*ketone*]. Pertaining to ketone.

**Ketoses** (*ke-to'-ses*). In chemistry, a generic name applied to the ketone alcohols,  $CO.CH_2.OH$ .

**Ketoxims** (*ke-toks'-inz*). Same as *Acetoxims*.

**Kettle** (*ket'-l*) [ME., *ketel*, a kettle]. A vessel made of metal, used for heating liquids. **K., Bronchitis**. See *K., Croup*. **K., Croup**, a contrivance for the inhalation of heated moist air, which may be medicated. Shaw's croup-kettle consists of an alcohol-lamp and a vessel fitted with a long tube, by means of which the

steam is directed downward when the mouth-piece is introduced far back into the mouth.

**Key** (*ke*) [ME., *keye*, key]. An instrument for opening or fastening a lock. **K.-forceps**, **Elliot's**; two instruments are so called, the one having beaks of forceps and the handle of a key, for the extraction of teeth; the other is designed for the extraction of roots of teeth that present but one side above the alveolus. They are now but little used. **K. of Garengoot**, an instrument for the extraction of teeth, composed of a shank with a movable clasp and a cross-bar. The clasp is applied to the inner surface of the tooth, and the extraction is accomplished by turning the handle.

**K., Tooth**. See *K. of Garengoot*.

**Key and Retzius, Foramina of**. Two foramina at the extremities of the lateral recesses of the fourth ventricle behind the upper roots of the glosso-pharyngeal nerves. They connect the cisterna magna with the fourth ventricle.

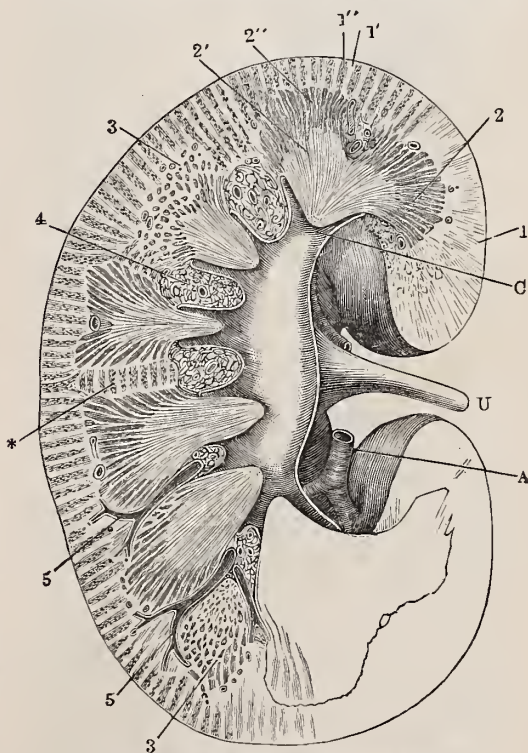
**Kiafer** (*ki'-af-er*). See *Kefir*.

**Kibbie's Method**. See *Treatment, Methods of*.

**Kibe** (*kib*). See *Chilblain*.

**Kidinga pepo** (*kid-in'-gah pe'-po*) [African]. A name applied in Zanzibar to a disease resembling dengue.

**Kidney** (*kid'-ne*) [ME., *kid*, the belly; *nere*, kidney]. One of the two large glandular organs situated in the upper and posterior portion of the abdominal cavity,



LONGITUDINAL SECTION THROUGH THE KIDNEY.  
(Tyson, after Henle.)

2'. Boundary layer of medulla. 2'. Papillary portion of medulla. 3, 3'. Transverse section of tubules in boundary layer. 4. Fat of renal sinus. 5. Transversely coursing medullary rays. 5'. Artery. 7'. Labyrinth. 7'. Medullary rays. 8. Medulla. 9. Cortex. 10. Renal calyx. 11. Ureter. 12. Branch of renal artery.

and especially concerned in the elimination or excretion of water and nitrogenous matter. It consists

of an outer cortical substance, and an inner medullary substance. In biology, the term is applied to the "contractile vacuole" of a protozoan, the "segmental organ" or "nephridium" of an annelid, the "glandular organ" of a nematode worm, the "Malpighian tubules" and "shell-gland" of an arthropod, and the "organ of Bojanus" of a mollusc. **K., Aching**, a mild subacute nephritis characterized by pain, anemia, albuminuria, and irritability of the bladder, with exacerbations at menstrual periods. **K., Amyloid**, that of amyloid degeneration. **K., Arterio-sclerotic**, the small, sometimes granular organ characterized by arterio-sclerosis. **K., Branny**, applied to the bran-like appearance of the kidney seen in the early stages of chronic parenchymatous nephritis, due to fatty degeneration occurring in spots. **K., Bright's Disease** of. See *Bright's Disease*. **K., Calices** of, six to twelve membranous canals surrounding the papillæ of the kidney, and opening into the three infundibulæ. **K., Cicatricial**, the final result of the so-called "surgical kidney." It is produced by the absorption of the ab-

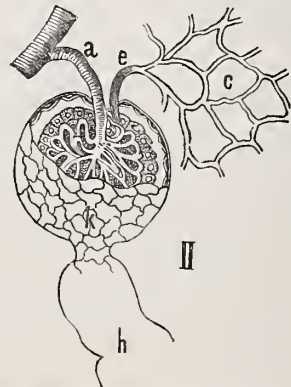


DIAGRAM SHOWING THE RELATION BORNE BY THE BLOOD-VESSELS TO THE TUBULES OF THE KIDNEY.

The upper half corresponds to the cortical, the lower half to the medullary part of the organ. The plain tubes are shown separately on the right, and the vessels on the left. The darkly shaded arteries send off straight branches to the pyramids and larger interlobular branches to the glomeruli, the efferent vessels of which form the plexus around the convoluted tubes.

scesses and the formation of cicatrices, and by the still further contraction of the increased interstitial tissue. The kidney is small, irregular, and fibrous. **K., Cirrhotic**. Same as *K., Arterio-sclerotic*, *q. v.* **K., Contracted**. Same as *K., Arterio-sclerotic*, *q. v.* **K., Embolic Contracted**, one the seat of a scar the result of an infarct. **K., Fatty**, one the seat of extensive fatty degeneration. **K., Floating**, one susceptible of displacement over a considerable extent of the abdomen. This condition is more frequent in females, and in the majority of cases is situated on the right side. It has been suggested that the term "floating kidney" be reserved for those cases in which a distinct mesonephron is present, and that all other cases be designated by the term "movable kidney." **K., Gouty**. Same as *K.,*

*Arterio-sclerotic*, *q. v.* **K., Granular**. Same as *K., Arterio-sclerotic*, *q. v.* **K., Head**, the pronephron. **K., Hilum** of. See *Hilum*. **K., Hobnail**. Same as *K., Arterio-sclerotic*, *q. v.* **K., Horseshoe**, a congenital deformity in which the two kidneys are joined together, generally at the lower, but occasionally at the upper end, by a connecting band, composed either of true renal substance or of firm fibrous tissue. **K., Lardaceous**. Same as *K., Amyloid*, *q. v.* **K., Large Mottled**, that of parenchymatous nephritis, mottled with gray patches. **K., Large Red**, the kidney of Bright's Disease extravasated with blood. **K., Large White**, one affected with lardaceous degeneration; also, that of the advanced stage of chronic parenchymatous nephritis. **K., Microcystic**, one containing many small cysts. **K., Movable**. See *K., Floating*. **K. of Pregnancy**, is described as an anemic kidney with fatty infiltration of the epithelial cells, but without any acute or chronic inflammation, occurring in pregnant women. It is possibly due to a diminution of the blood-supply from tonic contraction of the renal arteries, produced by the presence of effete matter in the blood. Albumin is found in the urine. **K., Palpable**. See *K., Floating*. **K., Pelvis** of, the funnel-shaped expansion or dilated portion of the ureter formed by the junction of the infundibula. **K., Pigback**, a name proposed for the large congested kidney found in alcoholics. **K.-plant**, the *Baccharis pilularis*. **K., Primordial**, the meso-



BOWMAN'S CAPSULE AND GLOMERULUS.

*a.* Vas afferens. *e.* Vas efferens. *c.* Capillary network of the cortex. *h.* Endothelium of the capsule. *h.* Origin of a convoluted tubule. (*Landois*.)

nephron. **K., Red Contracted**. Same as *K., Arterio-sclerotic*, *q. v.* **K.-root**, the root and lower part of the stem of *Baccharis pilularis*; used in cystitis. **Unof.** **K., Scrofulous**, one affected with tuberculous disease, in which the kidney-substance is largely destroyed, nothing being left but a sac with thickened fibrous walls, filled with a yellow creamy or putty-like material containing fatty masses, cholesterol, tuberculous debris, and occasionally calcareous matter. **K., Sigmoid**, a congenital anomaly intermediate between the horseshoe form and complete fusion. **K., Small Red Granular**. Same as *K., Arterio-sclerotic*, *q. v.* **K., Small White**, the final stage of the large white kidney after loss of its substance from atrophy or degeneration. **K., Spotted**. Same as *K., Large Mottled*. **K., Surgical**, a name sometimes given to pyelonephritis, or distention of the kidney attended with inflammation, abscesses of the cortex, and retention of urine mixed with fetid pus. **K., Syphilitic**, one presenting either gummata or resulting scars.



**K.**, **Unsymmetric**, a term given by Rokitsky to a kidney that is normal in position and conformation, though occasionally rather enlarged, its fellow being deficient. **K.**, **Wandering**. See *K.*, *Floating*. **K.**, **Waxy**. Same as *K.*, *Amyloid*. **K.-worm**. See *Thread-worms and Parasites (Animal)*, *Table of*.

**Kiestine** (*ki-es'-tin*). See *Gravidin*. **K. Test**. See *Gravidin Test*.

**Kif** [*African*]. An Algerian mixture, the principal ingredient of which is *Cannabis indica*. Also, the dreamy state induced by the use of hashish.

**Kilian's Line**. See *Lines*, *Table of*. **K.'s Pelvis**, a halisteretic pelvis; a pelvis the seat of osteomalacia.

**Killois** (*kil-o'-sis*). Synonym of *Strabismus*.

**Kilogram** (*kil'-o-gram*) [*χίλιοι*, one thousand; *γράμμα*, a gram]. One thousand grams, or 2.2 pounds avoirdupois.

**Kilogrammeter** (*kil'-o-gram-et'-er*) [*χίλιοι*, one thousand; *γράμμα*, gram; *μέτρον*, a measure]. A term denoting the energy required to raise one kilogram one meter in height; equivalent to 7.233 foot-pounds.

**Kiloliter** (*kil'-o-le-ter*) [*χίλιοι*, thousand; *λίτρα*, a liter]. One thousand liters, or 35.31 cubic feet.

**Kilometer** (*kil'-o-me-ter*) [*χίλιοι*, thousand; *μέτρον*, measure]. One thousand meters, or 1093.6 yards.

**Kilostere** (*kil'-o-ster*) [*χίλιοι*, thousand; *στερεός*, solid]. One thousand cubic meters.

**Kilowatt** (*kil'-o-wot*) [*χίλιοι*, thousand; *watt*]. One thousand watts of electricity; same as the *kelvin*.

**Kin** [*M.E., kin, kin*]. Race; family; breed; kind; relationship.

**Kina**, or **Kino-kina** (*ki'-nah* or *ki'-no-ki'-nah*). *Cinchona bark*, *q. v.*

**Kinæsthesia** (*kin-es-the'-ze-ah*). See *Kinesthesia*.

**Kincough**, or **Kinkcough** (*kin'-kof* or *king'-kof*). Synonym of *Whooping-cough*.

**Kinematic** (*kin-em-at'-ik*) [*κίνημα*, a motion]. Pertaining to *Kinematics*.

**Kinematics** (*kin-em-at'-iks*) [*κίνημα*, a motion]. The science of motion without reference to its origin or effects.

**Kinepock** (*kin'-pok*). Synonym of *Vaccinia, q. v.*

**Kinesalgia** (*kin-es-al'-je-ah*) [*κίνησις*, movement; *ἄλγος*, pain]. Local pain following upon muscular contraction.

**Kinesia** (*kin-e'-ze-ah*) [*κίνησις*, movement]. Movement-cure; systematic use of motion for therapeutic or hygienic purposes.

**Kinesiatic** (*kin-es-e-at'-rik*) [*κίνησις*, movement; *ιατρικός*, therapeutic]. Relating to kinesitherapy.

**Kinesiatics** (*kin-es-e-at'-riks*). Same as *Kinesitherapy*.

**Kinesic** (*kin-es'-ik*). See *Kinetic*.

**Kinesiesthesiometer** (*kin - ez - e - es - the - ze - om' - et - er*) [*κίνησις*, movement; *αἴσθησις*, perception; *μέτρον*, measure]. An instrument devised by Hitzig for testing the muscular-sense. It consists of seventeen wooden balls of the same diameter, but of different weights.

**Kinesiology** (*kin-es-e-ol'-o-je*) [*κίνησις*, motion; *λόγος*, discourse]. The science of movements, considered especially as therapeutic or hygienic agencies.

**Kinesiometer** (*kin-es-e-om'-et-er*) [*κίνησις*, motion; *μέτρον*, measure]. An instrument for determining quantitatively the motion of a part.

**Kinesioneurosis** (*kin-es-e-o-nu-ro'-sis*) [*κίνησις*, movement; *νεῦρον*, a nerve; *νόσος*, disease]. Functional abnormalism of the motor centers or nerves.

**Kinesionosos** (*kin-es-e-on'-o-sos*) [*κίνησις*, movement; *νόσος*, disease]. Any disease marked by impairment of the power of motion.

**Kinesiotherapy** (*kin-es-e-o-ther'-ap-e*) [*κίνησις*, movement; *θεραπεία*, therapy]. The treatment of disease by systematic active or passive movements.

**Kinesipathic** (*kin-es-ip-ath'-ik*) [*κίνησις*, motion; *πάθος*, disease]. Pertaining to kinesipathy.

**Kinesipathist** (*kin-es-ip'-ath-ist*) [*κίνησις*, motion; *πάθος*, disease]. One who practises the gymnastic treatment of disease.

**Kinesipathy** (*kin-es-ip'-ath-e*) [*κίνησις*, motion; *πάθος*, disease]. 1. Kinesionosos. 2. (Incorrectly) kinesitherapy.

**Kinesis** (*kin-e'-sis*) [*κίνησις*, motion]. The general term for all the physical forms of energy, as opposed to *Metakinesis*, a term intended to express the psychologic exhibition of coördinates or correlates of kinesis. According to a monistic conception of the universe, both are the double aspects of one underlying reality.

**Kinesitherapy** (*kin-es-e-ther'-ap-e*) [*κίνησις*, motion; *θεραπεία*, care, cure]. See *Swedish Movements*.

**Kinesodic** (*kin-es-od'-ik*) [*κίνησις*, motion; *ὁδός*, way]. Pertaining to those nerve-fibers conveying motor influences. Also, the motor tracts of the nerve-system.

**Kinesotherapy** (*kin-es-o-ther'-ap-e*). Same as *Kinesitherapy*.

**Kinesthesia** (*kin-ez-the'-ze-ah*). Same as *Kinesthesis*.

**Kinesthesis** (*kin-es-the'-sis*) [*κινέειν*, to move; *αἴσθησις*, sensation]. That quality of sensations whereby one is aware of one's positions and movements, especially those of the automatic type; it is distinct from the muscular sense.

**Kinesthetic** (*kin-es-the'-ik*) [*κινέειν*, to move; *αἴσθησις*, sensation]. Relating to kinesthesia.

**Kinetia** (*kin-e'-she-ah*) [*κίνησις*, motion]. A term applied to all forms of motion-sickness. It includes such disorders as sea-sickness and car-sickness.

**Kinetic** (*kin-et'-ik*) [*κινητικός*, producing motion]. That which produces motion. Pertaining to those forces that produce motion.

**Kinetics** (*kin-et'-iks*) [*κινητικός*, producing motion]. The science of force as developing motion.

**Kinetogenesis** (*kin-et-o-jen'-es-is*) [*κινεῖν*, to move; *γένεσις*, origin]. In biology, the origin of animal structures, either directly or indirectly through movements.

**Kinetogenetic** (*kin-et-o-jen-et'-ik*) [*κίνησις*, motion; *γένεσις*, genesis]. Of the nature of or pertaining to kinetogenesis.

**Kinetogenetically** (*kin-et-o-jen-et'-ik-al-e*) [*κινεῖν*, to move; *γένεσις*, production]. In biology, originating through movement.

**Kinetogeny** (*kin-et-oj'-en-e*) [*κινητός*, verbal adj. of *κινεῖν*, to move; *γενής*, producing]. In biology, applied to the agency of that energy developed in the motions of organisms and their parts, in the modification of the forms and proportions of their hard parts.

**King's Blue**. Same as *Smalts*. **K.'s Evil**, a name formerly popularly applied to scrofula, on account of a belief that it could be cured by the touch of the king. **K.'s Yellow**. See *Orpiment*, and *Pigments, Conspicuous of*.

**Kinic Acid** (*kin'-ik*). See *Acid, Quinic*.

**Kink** (*kingk*) [*D., kinken*, cough]. 1. The whoop in whooping-cough. 2. A synonym of whooping-cough. 3. A flexion or a twist. **K.-cough**, a synonym of whooping-cough. **K.-host**, a synonym of whooping-cough. See *Pertussis*.

**Kino** (*ki'-no*) [*E. Ind.*]. The inspissated juice of *Pterocarpus marsupium*, found in India, and similar in action to tannic acid; it is used mainly as a constituent of gargles and diarrhea-mixtures. **K.**, **Tinct.**, 10 per cent. of the drug. Dose ʒi-x-ʒij. **K.**, **Pulv.**, **Comp.** (B.P.), kino 15, opium 1, cinnamon 4. Dose gr. v-xx. Various similar substances are called by this name. **K.**, **Jamaica**, is produced by the tree *Coccoloba unifera*. See *Coccoloba*. **K.**, **Australian**, is

- obtained from various species of *Eucalyptus*. **K.**, *Butea*, from *Butea frondosa*. **K.-red.** See *Kinoic Acid*. **K.-tannic Acid**, a variety of tannic acid found in kino.
- Kinoic Acid** (*kin-o'-ik*) [E. Ind., *kino*],  $C_{28}H_{22}O_{11}$ . A red, amorphous substance, a derivative of kinoin.
- Kinoin** (*ki-no'-in*) [E. Ind., *kino*],  $C_{14}H_{12}O_6$ . A material derived from *kino*, slightly soluble in water and in alcohol.
- Kinometer** (*kin-om'-et-er*) [κινέω, to put in motion; μέτρον, measure]. An instrument to measure the amount of displacement of the uterus in case of tumor or cellular inflammation of the pelvis.
- Kinone** (*kin'-on*). See *Quinone*.
- Kinovin** (*kin'-o-vin*). See *Quinovin*.
- Kionitis** (*ki-on-i'-tis*). Same as *Staphylitis*.
- Kionorrhaphy** (*ki-on-or'-af-e*). Same as *Staphylorrhaphy*.
- Kiotome** (*ki'-o-tōm*) [κίον, the uvula; τομή, cutting]. An instrument for amputating the uvula, or for dividing strictures of the bladder or rectum.
- Kipp's Apparatus**. An apparatus for generating sulphuretted hydrogen by acting upon sulphid of iron with  $H_2SO_4$ .
- Kips** (*kips*). See *Hides*.
- Kirchhoff's Laws**. See *Law*. **K.'s Lines**. See *Lines*, *Table of*.
- Kirchner's Experiment**. See *Experimentum mirabile*. **K.**, *Micrococcus* of. See *Bacteria*, *Synonymatic Table of*.
- Kirkland's Cerate**. A cerate composed of lead-plaster, 16 parts; olive-oil, chalk, and vinegar, each 8 parts; Goulard's extract, 1 part. It is used in the same conditions as is Goulard's cerate.
- Kirschley Green**. Same as *Schweinfurth Green*.
- Kirschwasser** (*kirsh'-vos-er*) [Ger.]. A spirituous liquor obtained in Germany and Switzerland by the distillation of cherries. It is colorless, of agreeable odor and flavor, which improves by keeping, and is equal in strength to the strongest spirit; it is called, also, *Spiritus cerasorum*.
- Kisch's Method**. See *Treatment*, *Methods of*.
- Kissing Muscle**. See *Muscles*, *Table of*.
- Kissingen Salts** (*kis'-ing-en*) [Ger.]. Effervescing salts from the mineral springs of Kissingen. **K. Water**, a laxative tonic mineral-water of Bavaria.
- Kistotome** (*kis'-to-tōm*). See *Cystotome*.
- Kite-tail Plug**. A tampon used in controlling uterine hemorrhage. It is made by tying rolls of cotton to a string at intervals, the whole resembling a kite-tail.
- Kitsune-tsuki** (*kit'-sūn-tsu'-ki*) [Jap.]. A Japanese form of zoanthropy, or neuropathic delirium, in which the patient (usually a woman or child) believes herself inhabited by a living fox, cat, or badger.
- Kiwisch's Method**. A method of inducing premature labor by injections of hot water into the vagina.
- Kjeldahl's Method**. See *Nitrogen*.
- Klærophthalmus** (*klær-off-thal'-mus*). See *Embryotoxon*.
- Klang** [Ger.]. See *Timbre*.
- Klaprothium** (*klap-ro'-the-um*). Same as *Cadmium*, *q. v.*
- Klastoplast** (*klas'-to-plast*) [κλαστός, broken; πλάσσειν, to form]. A cell formed by the partial segmentation of the ovum of *Cephalopoda*.
- Klatsch-preparation** (*klotch-prep-ar-a'-shun*) [Ger., *Klatschpräparat*]. A cover-glass preparation made by pressing the cover-glass lightly on a bacterial colony in plate-culture.
- Kleidarthrocace** (*klid-ar-throk'-as-e*) [κλέις, clavicle; ἄρθρον, joint; κακή, evil]. Spontaneous luxation of the clavicle.
- Klein's Fluid**. See *Stains*, *Table of*.
- Kleinenberg's Fibers**. The primary form of nerve, of solely internuncial function. **K.'s Hematoxylin Solutions**. See *Stains*, *Table of*.
- Kleinhovia** (*klin-ho'-ve-ah*) [after *Kleinhof*, director of the Botanic Gardens at Batavia, Java]. A genus of sterculiaceae trees. **K. hospita**, a plant belonging to the Helicterææ, found in the islands of the Indian Ocean. The leaves have been used to darken the cornea; their juice causes itching. Unof.
- Kleistian Jar** (*klei'-te-an*). Same as *Leyden Jar*.
- Klemperer's Method**. A method of ascertaining the condition of gastric peristalsis. It consists in the introduction, by the tube, into the empty stomach of 100 grams of olive-oil, and removing by aspirating with water what remains after two hours. As oil is not absorbed from the stomach, the difference between the amount introduced and that withdrawn indicates the activity of gastric peristalsis. The oil is taken up from the water with ether, and the ethereal solution placed in a bulb, the weight of which is known. The weight of the oil is calculated after evaporation of the ether.
- Kleptomania** (*klep-to-ma'-ne-ah*) [κλέπτειν, to steal; μανία, madness]. A form of emotional insanity manifested by a morbid desire to commit theft. It is sometimes accompanied by impaired intellect, and is often hereditary.
- Kleptophobia** (*klep-to-fo'-be-ah*) [κλέπτειν, to steal; φόβος, fear]. A morbid dread of thieves.
- Klopemania** (*klep-e-ma'-ne-ah*) [κλοπή, theft; μανία, madness]. Same as *Kleptomania*.
- Klopsophobia** (*klep-so-fo'-be-ah*) [κλώψ, thief; φόβος, fear]. Insane dread of thieves. Same as *Kleptophobia*.
- Klumene** (*klū'-mēn*). Same as *Acetylene*.
- Knapp's Reagent**. A reagent for the detection of sugar in the urine. It consists of cyanid of mercury and an alkali.
- Knapweed** (*nap'-wēd*). See *Centaurea*.
- Kneading** (*ne'-ding*) [ME., *knedēn*, to knead]. The same as *Pétrissage*, *q. v.* See also *Malaxation*.
- Knee** (*ne*) [ME., *kne*, kneel]. The articulation between the femur and the tibia. See also *Genu*. **K.-aching Disorder**. Synonym of *Dengue*. **K.-cap**, the patella. **K.-chest Position**. See *Postures*, *Table of*. **K. of Corpus Callosum**, the anterior extremity of the corpus callosum. See *Genu*. **K.-elbow Position**. See *Postures*, *Table of*. **K. of Facial Nerve**, the point at which the nucleus of its origin winds around that of the abducens nerve. **K.**, *Housemaid's*. See *Abscess*, *Bursal*. **K.**, *Hysteric*, a painful functional affection of the knee-joint in hysteria. **K.**, *In*. See *Genu valgum*. **K. of Internal Capsule**, the angle of junction of the anterior and posterior limbs of the internal capsule. **K.-jerk**, *Patellar Tendon-reflex*, **K.-reflex**, or **K.-phenomenon**, a retraction of the quadriceps extensor femoris muscle as a result of a light blow on the patellar tendon. See also *Reflexes*, *Table of*. **K.-joint**, a hinge-joint consisting of the articulation of the condyles of the femur with the upper extremity of the tibia and the posterior surface of the patella. **K.-joint Disease**. See *White Swelling*. **K.**, *Knock*. See *Genu*. **K.**, *Lawn-tennis*, an affection occurring in tennis-players, probably due to a contusion or laceration of the internal semilunar cartilage. **K.**, *Out*. See *Genu varum*. **K.-pan**, the patella.
- Kneel** (*nēl*) [ME., *knelen*, to kneel]. To rest upon the knees.
- Kneeling** (*nē'-ing*) [ME., *knelen*, to kneel]. Resting upon the knees. **K.-squatting Position**. See *Postures*, *Table of*.
- Knies and Weber's Theory**. A theory as to the origin of glaucoma. It claims that glaucoma is due to



retention of an excess of fluid in the eye, from closure of the canal leading through the pectinate ligament into Schlemm's canal.

**Knife** (*nif*) [ME., *knif*, knife]. An instrument for cutting. In surgery, knives are of various shapes and sizes, according to their use. **K.-needle**, a needle with a cutting edge, used in the dissection of cataracts.

**Knitter's Cramp** (*nit'-erz kramf*). See *Cramp*.

**Knitting** (*nit'-ing*) [ME., *knitten*, to knit]. The union and becoming rigid of a fracture.

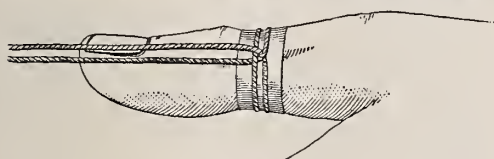
**Knob** (*nob*) [ME., *knobbe*, a knob]. A protuberance. **K.-root**. See *Collinsonia canadensis*.

**Knock-knee** (*nok'-ne*). See *Genu valgum*.

**Knoppenn** (*knopf'-ern*) [Ger.]. Galls from immature acorns of several species of oak, largely used in Austria for tanning. They contain from twenty-eight to thirty-five per cent. of tannin.

**Knot** (*not*) [ME., *knotte*, a knot]. An interlacement of ends or parts of one or more cords or threads so that they cannot be readily separated. **K., Clove-hitch**, a knot consisting of two single, contiguous loops, the


the primitive streak. **K., Reef**, a knot so formed that the ends come out alongside of the standing parts and the knot does not jam. It is also called *Square Knot*. **K., Sailor's**. Same as *K., Reef*. **K., Square**. Same as *K., Reef*. **K., Staffordshire**, a knot used in ligating the pedicle in ovariectomy. The ligature is passed through the pedicle, and withdrawn so as to leave a loop, which is passed over the tumor, and one of the free ends is then drawn through the loop; both ends are then passed through the pedicle, tightened, and tied. It is also called *Tait's Knot*. **K., Stay**, a term applied by Ballance and Edmunds, to a knot formed by two or more ligatures in the following way: On each ligature separately is made the first hitch of a reef-knot, which is tightened so that the loop lies in contact with the vessel, without constricting it; then taking the two ends on one side together in one hand, and the two ends on the other side in the other hand, the vessel is constricted sufficiently to occlude it, after which the reef-knot is completed. The simplest method of completing the knot is to treat the two ends in each hand as a single thread, and to tie them as if



CLOVE-HITCH KNOT.




COMBINED SURGEON'S AND REEF KNOT.



STAFFORDSHIRE KNOT.



GRANNY KNOT.



REEF, OR SAILOR'S KNOT.



SURGEON'S KNOT.

free ends toward each other. It is used for making extension in the reduction of dislocations. **K., Double**. Same as *K., Friction*. **K., False**. Same as *K., Granny*. **K., Friction**, one in which the ends are wound twice around each other before they are tied. **K., Gerdy's Extension**, resembles the clove-hitch; it is employed in making extension of the leg at the ankle. **K., Granny**, a tie of a cord in which in the second loop the end of one cord is over, and the other under its fellow, so that the two loops do not lie in the same line. This knot may easily be converted into a slip-knot. **K.-grass**: 1. *Arrhenatherum odoratum*; 2. *Avena elatior*; 3. *Hippuris vulgaris*; 4. *Illecebrum*; 5. *Polygonum*; 6. *Triticum repens*. **K., Hensen's**, a fixed point in the mammalian blastodermic vesicle at which the formation of the primitive axis and notochordal canal begins. It marks the anterior extremity of

completing a single reef-knot. **K., Surgical**, a double knot made by passing the thread twice through the same loop. **K., Tait's**. See *K., Staffordshire*. **K.-weed**, *Centaurea nigra*. See also *Collinsonia canadensis*.

**Knuckle** (*nuk'-l*) [ME., *knokel*, a knuckle or joint]. Any one of the joints of the phalanges with the metacarpal bones or with each other; also a loop of intestine.

**Knuckling** (*nuk'-ling*) [ME., *knokel*, a knuckle or joint]. In farriery, a partial dislocation of the fetlock-joint, in which the relative position of the pastern-bone to the cannon and coronet bone is changed, the pastern becoming more nearly perpendicular, with the lower end of the cannon-bone resting behind the center line of the suffraginis, while the lower end of this bone rests behind the center line of the coronet. It is also called *Cocked Ankles*.

**Kobelt's Tubes**. Blind tubes of the parovarium.

**Koch's Apparatus**. An apparatus for air-analysis. **K., Bacillus of**. See *Bacteria*, *Synonymatic Table of*.

**K., Comma-bacillus of.** See *Bacteria, Synonymatic Table of*. **K.'s Dampfapparat.** See *K.'s Steam Apparatus*. **K.'s Eruption**, an eruption simulating that of measles or, more rarely, that of scarlet fever, and which occurs at times after the injection of tuberculin. **K.'s Lymph.** See *Tuberculin*. **K.'s Method**, or **Koch-Ehrlich Method**, for isolated staining of bacteria. See *Stains, Table of*. **K.'s Method of Sterilization**, a method of interrupted heating. The culture-media are heated for a short time daily for from three to five successive days. By means of a graduated water-bath temperatures suitable to the various media are maintained. The method is eminently sure, and has not the injurious effects on the media that follow one prolonged heating. **K.'s Plates**, the casting and solidifying of liquefied inoculated culture-media in plates for the purpose of isolating colonies of microorganisms. **K.'s Rules** rules formulated by Koch which must be complied with before a given microorganism can be accepted as the cause of an infectious disease. 1. The microorganism must be present in every case of the disease, and not in cases of other diseases. 2. It must be isolated and grown on artificial media. 3. Its cultures when injected into an animal body must produce the disease in question. 4. The microorganism must again be found in the body in which the disease was thus produced. **K.'s Specific.** See *Tuberculin*. **K.'s Steam Apparatus**, an apparatus for sterilization by steam. **K.'s Treatment.** See *Treatment, Methods of*.

**Kochin.** Synonym of *Tuberculin, q. v.*

**Kœberle's Nœud.** A *serre-nœud* used in the performance of abdominal hysterectomy.

**König's Cylinders.** An apparatus for testing the perception of high tones by the ear. **K.'s Manometric Flames**, toothed or zigzag flame-pictures seen in a revolving mirror, and produced by the vibrations of the voice against a thin membrane that separates the gas-chamber supplying a small burner from the air-chamber into which one speaks. The form of the flame-picture is characteristic for each vowel, and varies with the pitch. **K.'s Rods**, steel rods for producing notes of very high pitch. Same as *K.'s Cylinders*.

**Kofacker-Sadler's Law.** See *Law*.

**Kohlrausch's Fold.** See *Third Sphincter*.

**Koino-miasm** (*koi'-no-mi'-azm*) [κοινός, common; μiasma, miasm]. A miasm emanating from the soil.

**Kola-nut** (*ko'-lah*) [African]. The seed of *Cola acuminata*, used in parts of Central Africa as a substitute for tea and coffee. It contains an alkaloid similar to caffeine, and is a cerebral stimulant and cardiac tonic. Dose of a twenty per cent. tincture, 3j; of the fluid extract, gtt. xx-xxx. Unof.

**Kolla** (*kol'-ah*) [native name]. An Abyssinian disease resembling malaria.

**Kollerism** (*kol'-er-izm*). See *Cocainization*.

**Kölliker's Columns.** See *Muscle-columns*. **K., Glands of.** See *Gland*. **K., Lamina or Membrane of.** See *Membrane, Reticular*.

**Kollonema** (*kol-on-e'-mah*) [κόλλα, glue; νῆμα, tissue]. Same as *Myxoma, q. v.*

**Kolosow's Fixing-solution.** See *Stains, Table of*.

**Kolotyphus** (*ko-lo-ti'-fus*) [κόλον, colon; τυφός, stupor]. Typhoid fever.

**Kolpo-** (*kol'-po-*). See *Colpo-*.

**Kolpocystotomy** (*kol-po-sis-tot'-o-me*). See *Colpocystotomy*.

**Kolpodesmorrhaphy** (*kol-po-dez-mor'-a-fe*) [κόλπος, vagina; δεσμός, bond; ραφή, seam]. Same as *Colporrhaphy, q. v.*

**Kolpogleisis** (*kol-po-kliis'-is*). See *Colpogleisis*.

**Kombé** (*kom'-bah*) [African]. An African arrow-poison (kombé inée) extracted from *Strophanthus kombé*.

**Komeceras, Komoceras** (*ko-mes'-er-as, ko-mos'-er-as*) [κομή, the hair; κέρας, horn]. In biology, applied to such a horn as that of the American prong-horn, formed of matted hair.

**Kommabacillus** (*kom-ah-bas-il'-us*). See *Bacteria, Synonymatic Table of*.

**Koniantron** (*ko-ne-an'-tron*) [κόνης, dust; ἀντρον, antrum]. An instrument for spraying fluid into the tympanic cavity.

**Koosso, or Koosoo** (*koo'-soo*). See *Brayera*.

**Kopf-tetanus** (*köpf'-tet-an-us*) [Ger.]. Cephalic tetanus, due to wounds of the head, chiefly in the region of the fifth nerve. Initial trismus is associated with paralysis of the face on the side of the injury. In some cases there is also pharyngeal spasm, so that the name **Hydrophobic Tetanus** has also been given to this form of tetanus.

**Kopiopia** (*kop-e-o'-pe-ah*). See *Copiopia*.

**Kopp's Asthma.** See *Asthma*.

**Koprikin** (*köpf'-rik-in*) [κόπρος, dung]. A term applied by Hünefeld to undigested animal matter in the feces.

**Kore-** (*kor'-e-*). See *Core-*.

**Koronion** (*ko-ro'-ne-on*). See *Cranimetric Points*.

**Koroscopy** (*ko-ros'-ko-pe*). See *Retinoscopy*.

**Kosin** (*ko'-sin*) [Abyssinian, *cusso*], C<sub>31</sub>H<sub>35</sub>O<sub>10</sub>. Same as *Koussin*. See *Brayera*.

**Koso** (*ko'-so*). Same as *Brayera, q. v.*

**Kossein** (*kos'-e-in*) [Abyssinian, *cusso*]. A crystalline body contained in koosso. It is soluble in ether, in alcohol, and in acids. It is slightly styptic.

**Koubasoff, Bacillus of.** See *Bacteria, Synonymatic Table of*.

**Koumiss** (*koo'-mis*) [Tartar, *kumiz*, fermented mare's milk]. An alcoholic drink made by the fermentation of milk. As made by the fermentation of mare's milk, it has long been a favorite beverage with the Tartars and other Asiatic tribes. Cow's milk has been used chiefly in making it, both in Europe and America. Mare's milk is the more suitable for fermentation because of the larger percentage of milk-sugar that it contains. The composition of the koumiss as prepared from both mare's milk and cow's milk is shown in the accompanying analyses from various sources:—

ANALYSIS OF KOUMISS.

	WATER.	MILK-SUGAR.	LACTIC ACID.	ALBUMINOIDS.	FAT.	ALCOHOL.	CARBON DIOXID.	ASH.
Koumiss from mare's milk (Fleischmann), . .	91.53	1.25	1.01	1.91	1.27	1.85	0.88	0.29
Koumiss from cow's milk (Fleischmann), . .	88.93	3.11	0.79	2.03	0.85	2.65	1.03	0.44
Koumiss from mare's milk (König), . . . . .	92.47	1.24	0.91	1.97	1.26	1.84	0.95	
Koumiss from mare's milk (London, 1884), . .	91.87	0.79	1.04	1.91	1.19	2.86		
Koumiss from cow's milk (Wiley), . . . . .	89.32	4.38	0.47	2.56	2.08	0.76	0.83	

**K.-cure**, a method of treating pulmonary tuberculosis. Large quantities of koumiss can be easily digested, and its use is frequently attended by a gain in weight.



The patients rise early and take a glass of koumiss every half hour, except during the two hours preceding dinner and supper. Meat and fats form the chief part of the ordinary food; sweets, fruit and salads are avoided, as well as ices, coffee, and spirits. If the koumiss causes diarrhea, lime-water is used to arrest this. At first a few glasses only are taken daily to gradually accustom the patient to the cure.

**Koussin** (*koo's-in*). See *Brayera*.

**Kouso** (*koo's-o*). See *Brayera*.

**Kowalevsky, Canal of**. See *Canal*.

**Krameria** (*kra-me'-re-ah*) [after J. G. H. *Kramer*, an Austrian physician]. A genus of polypetalous herbs. Rhatany, the root of *K. triandra* and *K. tomentosa*, shrubs native to South America, possesses the same astringent qualities as tannic acid. It is a popular remedy for fissure of the anus, spongy gums, etc. **K., Ext.**, in water. Dose gr. v-x. **K., Ext., Fld.** Dose  $\text{m}\text{v}$ - $\text{z}$  ss. **K., Infus.** (B. P.) Dose  $\text{z}$ j-iij. **K., Syr.**, contains of the fluid extract 45, syrup 55. Dose  $\text{z}$  ss- $\text{z}$  ss. **K., Trochisci**, contain each gr. j of the extract. **K., Tinct.**, 20 per cent. Dose  $\text{m}\text{v}$ - $\text{z}$ j.

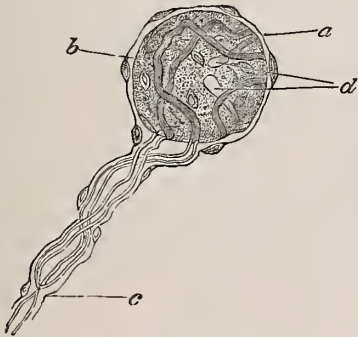
**Krameric Acid** (*kra-me'-rik*) [after J. G. H. *Kramer*, an Austrian physician]. An acid contained in *Krameria*.

**Krampton's Muscle**. The muscle of the so-called ciliary ligament in the avian eye.

**Krarkoff's Method**. A method of extracting soluble animal ferments; it consists in precipitating these and the albuminoids by means of ammonium sulphate; subsequent treatment with acids renders the albuminoids insoluble, and the ferments are readily extracted with water.

**Kraurosis** (*krau-ro'-sis*) [*κραῦρος*, dry]. Shriveling and dryness of a part, especially of the vulva.

**Krause's Corpuscles**. Terminal nerve-corpuscles described by W. Krause (1860) as existing in the conjunctiva, the genitals, and other parts of the human body, and differing from the Pacinian corpuscles only



KRAUSE'S END-BULB.

a. Nucleated capsule. b. Core. c. Fiber entering and branching, terminating in core at d.

in the absence of a thick laminated investment. **K.'s Embryo**, an embryo of the fourth week, in which there is an absence of the allantoic stalk, the allantois hanging from the posterior extremity of the embryo. **K.'s End-bulbs**, terminal bodies of sensory nerves in the skin and membranes of all mammals. They are elongated, oval, or round bodies, 0.075 to 0.14 mm. long. **K., Glands of**. See *Gland*. **K.'s Membrane**, a structure that extends from the sarcolemma through the fiber of a muscle, making a complete partition. **K.'s Method**, a method of inducing premature labor. It consists in passing a flexible bougie into the uterine cavity. **K.'s Muscle**, the

coraco-cervicalis muscle. See *Muscles, Table of*. **K.'s Nerve**, a branch of the musculo-spiral nerve which accompanies the ulnar and terminates in the inner head of the triceps. **K.'s Process**, a process for the separation of the two coloring-matters of chlorophyll. 1. Prepare a solution by allowing fresh bruised leaves to be acted upon for a few hours in the dark by warm 65 per cent. alcohol; decant. 2. Shake one volume of this solution with two volumes of benzol; after a time the turbid liquid separates into a benzol layer above having a bluish-green color, and an alcohol layer below tinged yellow. The yellowish pigment is called by Krause *xanthophyl*, the bluish-green, *kyanophyl*. According to Wiesner, *kyanophyl* is nearly pure chlorophyll freed from its associated yellow pigment *xanthophyl*. It is believed by many that the yellow pigment separated by this process is identical with that found in plants blanched (etiolated) in darkness, and which has been called etioline (Goodale).

**Kreatin** (*kre'-at-in*). See *Creatin*.

**Kreatinin** (*kre-at'-in-in*). See *Creatinin*.

**Kremnitz White, Krems White**. Same as *White Lead*.

**Kreolin** (*kre'-o-lin*). See *Creolin*.

**Kresol** (*kre'-sol*). See *Cresol*.

**Krinodin** (*krin'-o-sin*). See *Crinodin*.

**Kristeller's Method**. A method of hastening tedious labor by fetal expression by means of rhythmic pressure on the fundus uteri. Pressure is made on the fetus while the entire child is still in the genital canal.

**Krohn's Glands**. A pair of glands in the cephalothorax of certain of the *Arachnoidea* (*Phalangida*, *Cyphophthalmida*).

**Kronecker's Center**. The inhibitory center of the heart. It may be injured in cardiocentesis.

**Krönlein's Hernia**. See *Hernia, Inguino-properitoneal*, and *Diseases, Table of*.

**Krull's Treatment**. See *Treatment, Methods of*.

**Krypto-** (*kript'-to-*). See *Crypto-*.

**Kühne's Method**. A method of staining bacilli, and *K.'s Modification of Gram's Method*. See *Stains, Table of*. **K.'s Carbol**. Methylene-blue, methylene-blue 1.5, absolute alcohol 10. Rub up and gradually add 100 parts of a five per cent. solution of carbolic acid.

**K.'s Motorial End-plates**, a peculiar form of nerve-ending. The same as the *Hillocks of Doyère*. **K.'s Pancreas-powder**, an extract prepared by the prolonged extraction of fresh pancreas of ox with alcohol and then with ether.

**Kuhnt, Cylinder-cone of**. See *Cylinder*.

**Kujawah** (*ku'-jah-waw*) [E. Ind.]. An apparatus used in India, by means of which wounded persons may be carried on camels.

**Kumbecephalic** (*kum-be-sef-al'-ik*) or **Kumbokephalic** (*kum-bo-kef-al'-ik*). See *Cymbocephalic*.

**Kumiss** (*koo'-mis*) or **Kumyss** (*koo'-mis*). See *Koumiss*.

**Kümmel** (*kim'-el*) [Ger., "*cumin*."] A liqueur, or cordial, originating in Germany and Russia, and flavored with fennel, caraway, cummin, or coriander.

**Kummerfeld's Lotion**. A cosmetic used in dermatology. It consists of spirit of camphor and spirit of lavender, each  $\frac{1}{2}$  dram; precipitated sulphur 15 grains; cologne-water one dram, distilled water 2 ounces.

**Kumysgen** (*koo-mis'-jen*) [Tartar, *kumiz*, fermented mare's milk; *γερνών*, to beget]. A preparation used for the production of koumiss.

**Kupffer's Cells**. Liver-cells which, according to Asp and Kupffer, present exceedingly minute intracellular passages that pass from the bile capillaries into the interior of the cells, where they communicate with

certain small cavities or vacuoles. **K.'s Method.** See *Stains, Table of*. **K.'s Vesicle**, a small globular cavity seen near the posterior extremity of the embryo in teleostean fishes.

**Kurung Oil** (*ku'-rung*). See *Pongamia*.

**Küssmaul's Coma.** A manifestation of diabetes usually associated with the presence of acetone in the urine, and the patient is comatose. See *Diseases, Table of*. **K.'s Disease**, acute atrophic spinal paralysis. See *Diseases, Table of*.

**Kusso** (*koos'-o*). See *Brayera*.

**Küster's Sign.** See *Signs and Symptoms, Table of*.

**Kutubuth** (*koo-too-booth'*) [Arab.]. *Melancholia errabunda*.

**Kvas, or Kwas** (*kvas* or *kwas*) [Russ.]. A kind of beer made in Russia of rye-flour, oatmeal, or baked bread, sometimes with the addition of various sweet fruits.

**Kyanizing** (*ki'-an-iz-ing*) [after *Kyan*, the inventor]. A wood-preserving process having for its object the coagulation of the protein matters in wood-cells, thus retarding putrefaction by impregnating the wood with a solution of mercuric chlorid. Impregnation with a 50 per cent. solution of zinc chlorid is called *Burnettizing*. See *Burnett's Disinfecting-fluid*.

**Kyanophyl** (*ki'-an-o-fil*) [*κύανος*, dark-blue; *φύλλον*, a leaf]. The bluish-green pigment of chlorophyl. Same as *Cyanophyl*.

**Kyestein** (*ki-es'-te-in*) [*κίνησις*, conception; *ἐσθής*, covering]. A filmy deposit upon decomposing urine, at one time thought to be diagnostic of pregnancy.

**Kyllopodia** (*kil-o-po'-de-ah*) [*κυλλός*, twisted; *πούς*, foot]. See *Club-foot*.

**Kyllosis** (*kil-o'-sis*) [*κυλλός*, twisted]. Same as *Club-foot*.

**Kymograph** (*ki'-mo-graf*), **Kymographion** (*ki-mo-graf'-e-on*) [*κύμα*, wave; *γράφειν*, to write]. An instrument for reproducing graphically the variations in the pressure of the blood.

**Kymoscope** (*ki'-mo-skōp*) [*κύμα*, wave; *σκοπεῖν*, to inspect]. A device used in the observation and study of the blood-current.

**Kynurin** (*ki-nu'-rin*) [*κύων*, a dog; *οὔρον*, urine].  $C_{18}H_{14}N_2O_2$ . A crystalline substance obtained from cynurenin acid. It may also be made by oxidizing cinchonin and cinchoninic acid with chromic acid. It crystallizes in needles containing  $3H_2O$ .

**Kyphoscoliorachitic** (*ki-fo-sko-le-o-rak-ih'-ik*) [*κύφωσις*, hump-back; *σκολιός*, oblique; *ράχις*, spine]. *Kyphoscoliotic*.

**Kyphoscoliosis** (*ki-fo-sko-le-o'-sis*) [*κύφωσις*, hump-backed; *σκολίωσις*, a bending]. *Kyphosis* combined with *scoliosis*.

**Kyphoscoliotic** (*ki-fo-sko-le-ot'-ik*) [*κύφωσις*, hump-back; *σκολιός*, oblique]. Characterized by or pertaining to *kyphoscoliosis*.

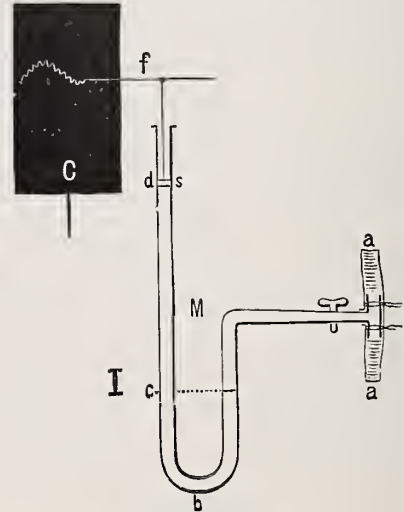
**Kyphosis** (*ki-fo'-sis*) [*κύφωσις*, hump-back]. Hump-back. Angular curvature of the spine, with the prominence or convexity turned dorsad. **K. bicyclistarum**, a curvature of the spine, due to error in posture in bicycle-riding.

**Kyphotic** (*ki-fo'-ik*) [*κύφωσις*, hump-back]. Relating to, of the nature of, or affected with, *kyphosis*.

**Kysthoproptosis** (*kis-tho-prop-to'-sis*) [*κύσθος*, a hollow; *πρόπτωσης*, a falling forward]. Prolapse of the vagina.

**Kysto-** (*kis'-to-*). See *Cysto-*.

**Kystoma** (*kis-to'-mah*). See *Cystoma*.



KYMOGRAPH. (Ludwig.)

a, a. Artery. C. Revolving-cylinder. c. Height of mercury in tube; the difference between this point and d indicates the pressure within the vessel. d, s. Float on mercury in tube. f. Writing-style.

**Kytharrhagia** (*kith-ar-a'-je-ah*). See *Cytharrhagia*.

**Kythemolytic** (*ki-them-o-lit'-ik*) [*κύτος*, cell; *αἷμα*, blood; *λύσις*, solution]. Pertaining to, characterized by, or causing, the destruction of blood-cells.

**Kytomitom** (*ki-tom'-it-om*) [*κύτος*, cell; *μίτος*, thread].

The network in the body of the nucleus of the cell.

**Kytoplasm** (*ki'-to-plazm*) [*κύτος*, cell; *πλάσμα*, plasm]. The protoplasm of the cell.



## L

**L.** The abbreviation of *Left*, of *Lumbar*, of *Lithium*, and of *Libra*, a pound.

$\lambda$  denotes wave-length. For instance  $\lambda$  506, means a wave-length equal to 506 millionths of a millimeter. Sometimes the letters W. L. are used instead of  $\lambda$ .

**Lb.** Contraction of *liber* = pound.

**Lab, or Lab-ferment.** The ferment of rennet producing coagulation of milk. It is separated from the proenzyme, *labzymogen*, by means of the acids of the gastric juice, and especially by HCl. Labzymogen resists the action of alkalies, which, even in very small amounts, destroys the lab. A temperature of 35° to 40° C. is most favorable to the action of lab. At 70° C. the lab is destroyed, but not the labzymogen.

**Labarraque's Liquor.** See *Liquor*. **L.'s Solution.** See *Chlorin*.

**Labbé, Vein of.** See *Vein*.

**Labdacism** (*lab'-das-izm*). Same as *Lambdacism*.

**Labdanum** (*lab'-dan-um*). See *Ladanum*.

**Labellum** (*la-bel'-um*) [dim. of *labium*, a lip: *pl.*, *Labella*]. In biology: (a) One of the petals of an orchid, which, properly the upper one, is made the lower by a semi-twist of the ovary. It is larger than the other petals and offers a landing-place for insects; it is carried backward in the form of a spur, and then assumes the functions of a nectary and so attracts visitors (Cheshire); (b) One of the mouth-parts of an insect.

**Labes** (*la'-bēs*) [L.]. An old name for the plague; also, for any depravation or lowering of the standard of health.

**Labial** (*la'-be-al*) [*labium*, a lip]. Pertaining to the lips. **L. Bone.** See *Intermaxillary*. **L. Frenum**, frenum of the lips.

**Labialism** (*la'-be-al-izm*) [*labium*, a lip]. The tendency to pronounce any articulate sounds as if they were labials; the addition of a labial or labio-dental quality to an articulate sound.

**Labials** (*la'-be-alz*) [*labium*, a lip]. The consonant-sounds; they are formed mainly by the lips. See *Consonants*.

**Labiata** (*la'-be-āt*) [*labium*, a lip]. In biology, lipped. Shaped like, or functioning as, a lip. **L. Plants**, the *Labiatae*, or mintworts; an order of square-stemmed plants, mostly herbs, with aromatic properties, many of the species being highly charged with volatile oils.

**Labiatiform** (*la-be-at'-if-orm*). See *Labiata*.

**Labidometer** (*lab-id-oni'-et-er*) [*λαβίς*, forceps; μέτρον, a measure]. A forceps used in measuring the dimensions of the head of a fetus in the pelvis.

**Labidophorous** (*lab-id-off'-or-us*) [*λαβίς*, forceps; φέρω, bearing]. Applied to insects having organs resembling pinchers.

**Labidopron** (*lab-id-o'-pre-on*) [*λαβίς*, forceps; πρίων, saw]. A forceps-saw.

**Labella** (*la-be-el'-ah*) [*labium*, a lip]. In biology, a minute, rounded, median portion of the deutomala in myriapods; it corresponds in a degree to the lingua of hexapods (Packard).

**Labile** (*lab'-il*) [*labilis*; *labi*, to glide]. 1. In electro-therapeutics a labile application is the passing of the electrode—usually the negative—along and touching the skin over the track of a nerve. 2. Deciduous.

**Labimeter** (*lab-im'-et-er*). Same as *Labidometer*.

**Labio-alveolar** (*la'-be-o-al-ve'-o-lar*) [*labium*, lip; *alveolus*, a small hollow]. Pertaining to the lip and to one or more dental alveoli.

**Labio-chorea** (*la'-be-o-ko-re'-ah*) [*labium*, lip; *χορεία*, dancing]. A choreic affection of the lips, and the stammering that results from it.

**Labio-choreic** (*la'-be-o-ko-re'-ik*) [*labium*, lip; *χορεία*, dancing]. Relating to lip-stammering.

**Labio-dental** (*la'-be-o-den'-tal*) [*labium*, lip; *dens*, a tooth]. Pertaining to the lips and the teeth.

**Labio-glosso-laryngeal** (*la'-be-o-glos'-o-lar-in'-je-al*) [*labium*, lip; *γλῶσσα*, tongue; *λάρυγξ*, larynx]. Pertaining conjointly to lips, tongue, and larynx. **L. Paralysis.** See *Bulbar Paralysis*.

**Labio-glosso-pharyngeal** (*la'-be-o-glos'-o-far-in'-je-al*) [*labium*, lip; *γλῶσσα*, tongue; *φάρυγξ*, pharynx]. Pertaining conjointly to lips, tongue, and pharynx.

**Labiomancy** (*la'-be-o-man-se*) [*labium*, lip; *μαντεία*, divination]. The power of understanding what is said by observing the motions of the lips in speech.

**Labio-mental** (*la'-be-o-men'-tal*) [*labium*, lip; *mentum*, chin]. Relating to lip and chin.

**Labio-nasal** (*la'-be-o-na'-sal*) [*labium*, lip; *nasus*, nose]. Labial and nasal; pertaining to lip and nose.

**Labio-palatine** (*la'-be-o-pal'-at-in*) [*labium*, lip; *palatum*, palate]. Relating to lip and palate in common.

**Labioplastic** (*la-be-o-plas'-tik*) [*labium*, lip; *πλάσσειν*, to form]. Pertaining to an operation for restoring the lip, after injury or partial destruction of the same; chilo-plastic.

**Labiose** (*la'-be-ōs*) [*labium*, lip]. In biology, resembling a true labiate flower.

**Labiotenaculum** (*la-be-o-ten-ak'-u-lum*) [*labium*, lip; *tenaculum*, a holder]. An instrument for holding the lips in a position required for examination or operation.

**Labipalp** (*la'-be-palp*) [*labium*, a lip; *palpare*, to stroke, to feel]. In biology, a labial palp or feeler.

**Labitome** (*lab'-it-om*) [*λαβίς*, forceps; *τομή*, cutting]. Cutting-forceps.

**Labium** (*la'-be-um*) [L.: *pl.*, *Labia*]. A lip. Also, any structure consisting of a strip or flap of elastic tissue that closes upon an orifice. In biology, applied to various lip-like structures in animals and plants, usually the lower when two are present, the upper being called the *labrum*. **L. austriacum**, Austrian lip; the thick, pendent upper lip of the Austrian reigning family. **L. cerebri**, the margins of the cerebral hemispheres that overlap the corpus callosum. **L. duplex**, a congenital longitudinal duplication of the mucosa of the upper, and rarely of the lower lip. **L. externus pudendi**. See *L. majus*. **L. internus pudendi**. See *L. minus*. **L. leopoldinum**, a thick, pendent lower lip; named after Emperor Leopold. **L. leporinum**. See *Hare-lip*. **L. majus**, or **L. pudendi majus**, one of two folds of skin of the female external genital organs, arising just below the mons veneris, surrounding the vulval entrance, and meeting at the anterior part of the perineum. **L. minus**, **L. pudendi minus**, or **nympha**, one of two folds of mucous membrane at the inner surfaces of the labia majora. **L. tympanicum**, the portion of the lamina spiralis forming the lower border of the sulcus spiralis. **L. urethrae**, the lateral margins of the external urinary meatus. **L. vestibulare**, the overhanging extremity of the lamina spiralis that forms the upper part of the sulcus spiralis.

**Labor** (*la'-bor*) [L.]. Work. Parturition; bringing forth young. That natural process by which a pregnant woman expels the product of conception at the expiration of the period of pregnancy, normally,

280 days after conception. **L., Abnormal**, departing from the normal course. **L., Artificial**, when effected or aided by other means than the forces of the maternal organism. **L., Atonic**, labor protracted or rendered incapable of spontaneous termination by atony of the uterus. **L., Conduct of**, management, hygienic, medical, or surgical, of the parturient woman. **L., Difficult**. See *Dystocia*. **L., Dry**, when there is a deficiency of the liquor amnii, or when there has been a premature rupture of the bag of waters. **L., False**, or **False Pains**. See *Pains*. **L., Induced**, labor brought on by artificial means. **L., Insanity of**. See *Insanity*. **L., Instrumental**, one requiring manual or instrumental means to extract the child. **L., Metastatic**, labor in which the true pains cease suddenly, and are succeeded by muscular contractions of neighboring organs, bladder, rectum, or of the muscles of the trunk and limbs. **L., Missed**, retention of the dead fetus *in utero* beyond the period of normal gestation. **L., Natural**, **Normal**, or **Physiologic**, when effected by the sole power of the maternal organism. **L., Obstructed**. See *L. Pathologic*. **L., Pathologic**, when deviating from the normal type by reason of weakness of the maternal forces, anomalies of the pelvis, or of the fetus, or of complications, all being causes of **Obstructed L.** **L., Postponed**, delayed beyond nine months. **L., Premature**, taking place before the normal period of gestation, but when the fetus is viable. **L., Stages of**, arbitrary divisions of the period of labor,—the first begins with dilatation of the os, and ends with complete dilatation, so that the head can pass; the second ends with the expulsion of the child; the third (*placental*) consists in the expulsion of the placenta. **L., Mechanism of**, the mechanism by which a fetus and its appendages traverse the birth-canal and are expelled. **L.-pains**, the pains of, or the contraction of the uterus during, labor. **L., Perverse**, labor in which there is an abnormal position of the child. **L., Precipitate**, labor in which the expulsion of the fetus and its appendages takes place with undue celerity. **L., Protracted**, labor prolonged beyond the usual limit (10–20 hours in primipare, 2–6 hours in multiparæ). **L., Spontaneous**, labor accomplished without artificial aid.

**Laboratory** (*lab'-or-at-o-re*) [*laboratorium*, from *laborare*, to work]. A room or place designed for experimental work in chemistry, physiology, biology, etc.

**Laborde's Method**. See *Treatment, Methods of*. **L.'s Sign**. See *Death*.

**Labrador Tea** (*lab'-ra-dor*). The leaves of *Ledum latifolium*, demulcent, expectorant, and tonic. Dose of the fld. ext., ʒj–ij. Unof.

**Labrose** (*la'-brôs*, or *la-brôs'*) [*labrosus*, lipped]. Supplied with lips. Large-lipped.

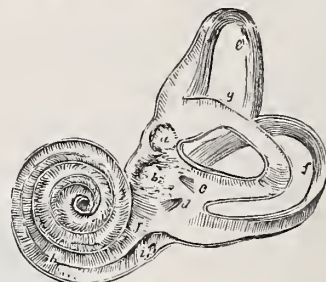
**Labrum** (*la'-brum*) [*L.*, a lip-edge, margin: *pl.*, *Labra*]. In biology, a lip-like structure, usually the upper, when two are present, the lower being the *labium*.

**Laburnin** (*lab-er'-nin*) [*laburnum*, laburnum]. Also called *Cytisin*. An alkaloid found in *Cytisus laburnum*.

**Laburnum** (*lab-er'-num*) [*L.*]. The leaves of *Cytisus laburnum*, the properties of which are due to an alkaloid, *cytisin*. In small doses it is diuretic and resolvent; in larger doses poisonous, irritating the alimentary tract, and inducing purging, vomiting, and exhaustion. Unof.

**Labyrinth** (*lab'-ir-inth*) [*λαβύρινθος*, a maze]. A name given to the series of cavities of the internal ear comprising the vestibule, cochlea, and the semicircular canals. **L., Bony**. See *L., Osseous*. **L., Cortical**, the intricately arranged collection of uriniferous tubules and blood-vessels filling the intervals in the cortical

substance of the kidney. See *Kidney*. **L., Membranous**, the membranous cavity within the osseous labyrinth, from which it is partly separated by the perilymph. It comprises two sacs contained within the vestibule, the semicircular canals and the canal of



LABYRINTH OF THE EAR LAID OPEN.

a. Fovea elliptica. b. Fovea hemispherica. c. Common entrance of the posterior and superior semicircular canals. d. Opening of the aqueduct of the vestibule. e. Superior semicircular canal. f. Posterior. g. Inferior semicircular canal. h. Spiral canal of cochlea. i. Opening of the aqueduct of the cochlea. j. Lamina spiralis.

the cochlea. **L. of the Kidney**. See *Labyrinth, Cortical*. **L., Osseous**, the bony capsule of the internal ear, communicating in front with the cochlea and behind with the semicircular canals. **L. Pit**. See *Ear*.

**Labyrinthal** (*lab-ir-in'-thal*), **Labyrinthic** (*lab-ir-in'-thik*). See *Labyrinthine*.

**Labyrinthine** (*lab-ir-in'-thin*) [*λαβύρινθος*, a maze]. Pertaining to a labyrinth. **L. Vertigo**. See *Ménière's Disease*.

**Labyrinthus** (*lab-ir-in'-thus*) [*L.: pl., Labyrinthi*]. A labyrinth.

**Lac** (*lak*) [*Pers., lak, lac*]. A resinous incrustation produced on the bark of the twigs and branches of various tropical trees (*Urostigma religiosa*, *Mimosa cinerea*, *Butea frondosa*, *Schleichera trijuga*, of Ceylon, India, and Burmah, *Croton lacciferum*, of Ceylon, *Croton draco*, *Acacia greggii*, *Larrea mexicana*, of Mexico), by the puncture of the female lac-insect *Carteria* (*Coccus*) *lacca*. This crude exudation constitutes the *stick-lac* of commerce. *Shellac* is prepared by spreading the resin into thin plates after being melted and strained. In the preparation of the shellac, the resin is freed from the coloring-matter, which is formed into cakes, and is known as *lacy-dye*. See *Pigments, Conspectus of*. *Button-lac* differs from shellac only in form, appearing in cakes about three inches in diameter and one-sixth of an inch thick. *Bleached lac* is prepared by dissolving lac in a boiling lye of pearlsh or potassic hydrate, filtering and passing chlorin through the solution until all the lac is precipitated. *Seed-lac* is the residue obtained after dissolving out most of the coloring-matter contained in the resin. The common shellac is used in varnishes, lacquers, and sealing-wax; the bleached lac in pale varnishes and light-colored sealing-wax. **L.-beet**, a fruit used in Siam for diarrhea and dyspepsia. **L., Stick**, lac as taken from the twigs on which it is formed. **L. sulphuris**, milk of sulphur; sulphur præcipitatum (U. S. P.) **L., White**. See *Bleached lac*.

**Lacca** (*lak'-ak*). See *Lac*.

**Laccate** (*lak'-ät*) [*Pers., lak, lac, or sealing-wax*]. In biology, appearing as if varnished or lacquered.

**Laccin** (*lak'-in*) [*Pers., lak, lac*]. A substance resembling wax, extracted from lac. It is insoluble in water, soluble in alcohol, in ether, in hydrochloric acid, and in potassic hydrate.



**Lacerate** (*las'-er-ät*) [*λακερός*, torn]. In biology, with a margin appearing as if torn. **L. Foramen**. See *Foramina*, Table of.

**Laceration** (*las-er-a'-shun*) [*laceratio*; *lacerare*, to tear]. Mechanical rupture by a tearing action, whether accidental or surgical. See *Dilaceration*. **L. of the Infratrochlear Nerve**. See *Badal's Operation in Operations*, Table of. **L. of Perineum**, a tearing through the wall separating the lower extremity of the vagina and rectum, which occurs occasionally to women in childbirth.

**Lacerator** (*las'-er-a-tor*) [*lacerare*, to tear]. An instrument used in effecting surgical laceration.

**Lacertiform** (*las-er'-tif-orm*) [*lacerta*, lizard; *forma*, form]. Lizard-shaped.

**Lacertoid** (*las-er'-toid*) [*lacerta*, lizard; *εἶδος*, like]. Resembling a lizard.

**Lachesis** (*lak'-e-sis*) [*λάχαις*, destiny, fate]. 1. A genus of venomous South American reptiles. 2. The venom of *L. mutus* (the bushmaster snake), and also a homeopathic preparation of the poison.

**Lachnanthes** (*lak-nan'-thēs*) [*λάχνη*, soft, woolly hair; *άνθος*, a flower]. A genus of North American bloodworts. **L. tinctoria**, red-root, is a plant popular in parts of the United States as an expectorant and alterative in pulmonary tuberculosis. Dose of a 10 per cent. tincture,  $\text{m}\times$ . Unof.

**Lachrymal** (*lak'-rim-al*). See *Lacrymal*.

**Lacinia** (*las-in'-e-ah*) [*L.*, a lappet, flap, as of a garment: *pl.*, *Lacinie*]. In biology, one of the fimbriae at the ovarian extremity of the oviduct; a narrow lobe, as in an incised leaf; or, specifically, the slender apex of the maxilla of a beetle. Cf. *Galea*.

**Lacinate** (*las-in'-e-ät*) [*lacinia*, a flap]. In biology, fringed; cut into narrow flaps.

**Laciniform** (*las-in'-if-orm*) [*lacinia*, a flap; *forma*, form]. In biology, fringe-like.

**Laciniola** (*las-in'-i'-o-lah*) [dim. of *Lacinia*: *pl.*, *Laciniolæ*]. In biology, a small lacinia.

**Lacinula** (*las-in'-u-lah*) [dim. of *Lacinia*, a flap: *pl.*, *Lacinulæ*]. In biology, a small lacinia.

**Lacmoid** (*lak'-moid*). Same as *Resorcin-blue*.

**Lacmus** (*lak'-mus*). See *Litmus*.

**Lacquer** (*lak'-er*) [*Pg.*, *laque*, sealing-wax]. An opaque varnish containing lac. **L., Burmese**, a natural varnish consisting of a thick, grayish terebinthinous liquid, collected from the *Melanorrhæa usitata* of Burmah. It dissolves in alcohol, turpentine-oil, and benzene, assuming greater fluidity. Locally, it is used in lacquering furniture, temples, idols, and varnishing vessels.

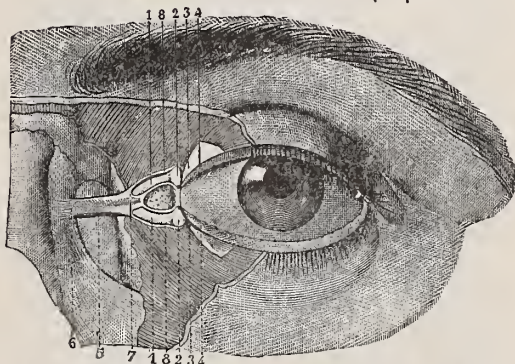
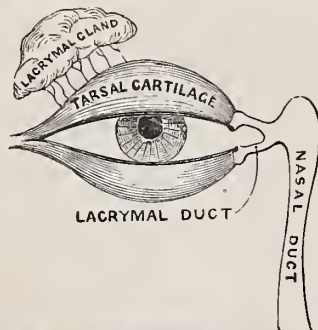
**Lacrime** (*lak'-rim-ah*). See *Lacryma*.

**Lacrima** (*lak'-rim-al*). See *Lacrymal*.

**Lacryma** (*lak'-rim-ah*) [*L.*: *pl.*, *Lacrymæ*]. A tear.

**Lacrymal** (*lak'-rim-al*) [*lacryma*, a tear]. Having reference to the organs of the secretion, transfer, or excretion of tears. **L. Apparatus**, the lacrymal gland, ducts, canal, sac, and nasal duct. See *Eye*. **L. Artery**, the first branch of the ophthalmic artery, supplying the gland. See *Arteries*, Table of. **L. Bone**, a bone upon the nasal side of the orbit, articulating with the frontal, the ethmoid, and superior maxillary bones, in which begin the lacrymal groove and nasal duct. See *Bones*, Table of. **L. Canals**, or **Canaliculi**, *superior* and *inferior*, extend from the lacrymal puncta to the sac, and serve to convey the excess of tears from the eye to the nose. See *Canal*. **L. Caruncula**. See *Caruncle*. **L. Crest**. See *Crest*. **L. Ducts**, seven to fourteen in number, extending obliquely from the gland to the fornix conjunctivæ, carrying the tears to the conjunctival surface of the globe. See *Duct*. **L. Gland**, the gland secreting the

tears, situated in a depression of the frontal bone, the *L. fossa*, at the upper and outer angle of the orbit. See *Gland*. **L. Lake**, the inward prolongation of the palpebral fissure of the eyelids. **L. Papilla**. See *Papilla*. **L. Probe**, a probe for exploring or dilating the canaliculi and nasal duct. **L. Puncta**, the minute orifices of the canaliculi, upon the eyelids near the



RELATIONS OF THE EYE AND THE LACRYMAL EXCRETORY APPARATUS.

1, 1. Canaliculi. 2, 2. Puncta lacrymalia. 3, 3. Inner extremity of tarsal cartilage. 4, 4. Free borders of lids. 5. Lacrymal sac. 6. Attachment to maxillary bone of superior tendon. 7. Bifurcation of lacrymal sac. 8, 8. Two branches.

inner canthus. **L. Sac**, a sacciform enlargement of the upper part of the nasal duct, into which the canaliculi empty. **L. Style**, a probe used in stricture of the nasal duct. **L. Tubercle**. See *Tubercle*.

**Lacrymation** (*lak-rim-a'-shun*) [*lacryma*, a tear]. An excessive secretion, or an overflow, of tears, from any cause.

**Lacrymatome** (*lak-rim'-at-ōm*) [*lacryma*, tear; *τομή*, cutting]. A cutting-instrument used in dilating the nasal duct or the canaliculi; a syringotome.

**Lacrymiform** (*lak-rim'-if-orm*) [*lacryma*, a tear; *forma*, form]. In biology, tear-shaped; guttiform.

**Lacrymin** (*lak'-rim-in*). See *Dacryolin*.

**Lacrymotomy** (*lak-rim-ot'-o-me*) [*lacryma*, tear; *τομή*, cutting]. The division of strictures of the lacrymal passages.

**Lactagogue** (*lak'-tag-og*). See *Galactagogue*.

**Lactalbumin** (*lakt-al'-bu-min*) [*lac*, milk; *albumin*]. A proteid contained in milk in small quantities— $\frac{1}{2}$  of 1 per cent. It resembles serum-albumin very closely, differing in specific rotatory power, in its coagulability by heat, and in its precipitation of neutral salts.

**Lactamic Acid** (*lak-tam'-ik*). See *Alanin*.

**Lactamid** (*lak'-tam-id*) [*lac*, milk; *amid*],  $\text{C}_3\text{H}_7\text{NO}_2$ . A substance formed by the union of lactic acid and ammonia. It forms crystals readily soluble in water and in alcohol, and melts at  $74^\circ \text{C}$ .

**Lactamin** (*lak'-tam-in*). See *Alanin*.  
**Lactant** (*lak'-tant*) [*lactare*, to suckle]. Suckling.  
**Lactate** (*lak'-tāt*) [*lactare*, to suckle]. Any salt of lactic acid.  
**Lactated Food**. A Liebig's food for infants. Its composition is: Water 7.76; fat 1.64; starch 36.43; soluble carbohydrates 39.0; albuminoids 11.85; ash 2.61; milk-sugar 29.65.  
**Lactatic** (*lak'-tāt-ik*). See *Galactagogue*.  
**Lactation** (*lak'-tāt-shun*) [*lactatio*; *lactare*, to suckle]. Suckling; the period during which the child suckles.  
**Lacteal** (*lak'-te-al*) [*lac*, milk]. 1. Pertaining to milk. 2. Any one of the lymphatics of the small intestine that take up the chyle.  
**Lactean** (*lak'-te-an*) [*lac*, milk]. See *Lacteal*.  
**Lactein** (*lak'-te-in*) [*lac*, milk]. Same as *Lactolin*.  
**Lacteous** (*lak'-te-us*). See *Lacteal*.  
**Lactescence** (*lak'-tes'-ens*) [*lactescere*, to turn to milk]. Milkiness (often applied to the chyle).  
**Lactescent** (*lak'-tes'-ent*) [*lactescere*, to turn to milk]. Milky, or secreting a milky sap or fluid.  
**Lactic** (*lak'-tik*) [*lac*, milk]. Pertaining to milk or its derivatives. **L. Acid**. See *Acid*, *Lactic*, and *Stains*, *Table of*. **L. Ether**, ( $C_4H_5O.C_6H_5O_2$ ) $C_{10}H_{10}O_6$ . A colorless substance resulting from the distillation of equal parts of calcium lactate, absolute alcohol, and sulphuric acid. It is soluble in water, in alcohol, and in ether, and boils at 77° C. **L. Fermentation**. See *Fermentation*.  
**Lactica** (*lak'-tik-ah*) [*lac*, milk]. An old name for typhoid fever.  
**Lactid** (*lak'-tia*) [*lac*, milk],  $C_6H_8O_4$ . A volatile substance, one of the anhydrides of lactic acid produced by dry distillation of that acid. It crystallizes from alcohol in rhombic plates that melt at 124.5° C., and boil at 255° C.; it dissolves slowly in water, with the gradual formation of lactic acid.  
**Lactiferous** (*lak'-tif'-er-us*) [*lac*, milk; *ferre*, to carry]. A term applied to vessels that convey milk. **L. Ducts**, the ducts of the mammary gland. **L. Glands**, the mammary glands. **L. Swelling**, a distention of the breast arising from obstruction of a lactiferous duct.  
**Lactific** (*lak'-tif'-ik*) [*lac*, milk; *facere*, to make]. Producing milk.  
**Lactiflorous** (*lak'-tif-lo'-rus*) [*lac*, milk; *flos*, flower]. In biology, having milk-white flowers.  
**Lactiform** (*lak'-tif-form*) [*lac*, milk; *forma*, form]. Resembling milk.  
**Lactifuge** (*lak'-tif-ūj*) [*lac*, milk; *fugare*, to drive away]. A drug or agent that causes a lessening in the secretion of milk.  
**Lactigenous** (*lak'-tij'-en-us*) [*lac*, milk; *γεννᾶν*, to produce]. Milk-producing.  
**Lactimid** (*lak'-tim-id*) [*lac*, milk; *imid*],  $C_3H_5NO$ . A substance produced by heating alanin in a current of HCl to 180–200° C. It consists of colorless leaflets or needles that melt at 275° C., and dissolve readily in alcohol and in water.  
**Lactin** (*lak'-tin*) [*lac*, milk]. Sugar of milk; lactose.  
**Lactinated** (*lak'-tin-a-ted*) [*lac*, milk]. Containing sugar of milk.  
**Lactiphagous** (*lak'-tif-ag-us*) [*lac*, milk; *φαγεῖν*, to eat]. Consuming milk.  
**Lactipotous** (*lak'-tip'-o-tus*) [*lac*, milk; *potare*, to drink]. Milk-drinking.  
**Lactis** (*lak'-tis*) [gen. of *lac*, milk]. Pertaining to milk. **L. redundantia**, an excessive flow of milk. **L. retentio**, suppression of the flow of milk.  
**Lactisma** (*lak'-tis'-mah*) [*λάκτισμα*; *λακτίζειν*, to kick; pl., *Lactismata*]. The kicking or motion of the fetus in utero.

**Lactivorous** (*lak'-tiv'-or-us*) [*lac*, milk; *vorare*, to devour]. Subsisting on milk.

**Lacto-** (*lak'-to-*) [*lac*, milk]. A Latin prefix denoting connection with or relation to milk. **L.-pepsin**, a preparation of pepsin. According to Heger, its composition is: Pure pepsin 10 parts, pancreatin 7.6 parts, sugar of milk 50 parts, extract of malt 5 parts, lactic acid 2.6 parts, hydrochloric acid (25 per cent.) 10 parts, glycerin 20 parts. To this is added enough powdered tragacanth to make a pill-mass. The adult dose is about 15 grains. **L.-peptine**, a proprietary mixture claimed to contain pepsin, diastase, and pancreatin, acidulated with lactic and hydrochloric acids. One dram should peptonize  $\frac{3}{4}$  viij of albumin, casein or fibrin, or emulsionize  $\frac{3}{4}$  xvj of cod-liver oil. Dose, gr. v–xv. See *Pepsin*. Unof. **L.-peptone**, same as *L.-peptine*. **L.-phosphate**, any phosphate combined with lactic acid. **L.-proteid**, any proteid of milk, as caseinogen or lactalbumin. **L.-protein**, a derivative of milk.

**Lactobiose** (*lak'-to'-be-ōs*). See *Galactose*.

**Lactobutyrometer** (*lak'-to-bu-tir-om'-et-er*) [*lac*, milk; *βοῦτυρον*, butter; *μέτρον*, measure]. An instrument used in estimating the proportion of butter in milk.

**Lactocoele** (*lak'-to-sēl*) [*lac*, milk; *κῆλη*, tumor]. A cyst containing a milky fluid. Same as *Galactocoele*.

**Lactocrit** (*lak'-to-krit*) [*lac*, milk; *κριτής*, a judge]. An apparatus for testing the quantity of fatty substance in a sample of milk.

**Lactodensimeter** (*lak'-to-den-sim'-et-er*) [*lac*, milk; *densus*, dense; *μέτρον*, measure]. A variety of lactometer.

**Lacto-globulin** (*lak'-to-glob'-u-lin*) [*lac*, milk; *globus*, a ball]. One of the native proteids of milk; lactalbumin.

**Lactoglucose** (*lak'-to-glu'-kōs*) [*lac*, milk; *γλυκός*, sweet]. A saccharine substance, produced in the fermentation-fluid along with galactose. It is probably the same as glucose.

**Lactokrit** (*lak'-to-krit*). See *Lactocrit*.

**Lactolin** (*lak'-to-lin*) [*lac*, milk; *oleum*, oil]. Condensed milk.

**Lactometer** (*lak'-tom'-et-er*). An instrument for determining the specific gravity of milk.

**Lactone** (*lak'-tōn*) [*lac*, milk],  $C_{10}H_8O_4$ . An aromatic, colorless, inflammable fluid, derived from the dry distillation of lactic acid. The lactones are generally liquids, readily soluble in water, of neutral reaction, possessing a faintly aromatic odor, and can be distilled without decomposition.

**Lactonic Acid** (*lac-ton'-ik*). See *Acid*.

**Lactoscope** (*lak'-to-skōp*) [*lac*, milk; *σκοπεῖν*, to examine]. An instrument for estimating the proportions of water and fat-globules of milk.

**Lactose** (*lak'-tōs*) [*lac*, milk],  $C_{12}H_{22}O_{11} + H_2O$ . Milk-sugar; it occurs in the milk of mammals, in the



**LACTOMETER.**  
 Stem on the right graduated as used in Boston. Stem on the left shows graduation adopted in New York. Central stem graduated to show percentage of solids.



amniotic liquor of cows, and in certain pathologic secretions. It crystallizes in white, hard, rhombic prisms, containing one molecule of water. It is soluble in water, has a faint sweet taste, and is insoluble in alcohol. Its aqueous solution is dextro-rotatory. It melts at 205° C. It is much used in pharmacy for making triturations, and is the vehicle of most homeopathic preparations. See *Carbohydrates*, Table of.

**Lactoserum** (*lak-to-se'-rum*) [*lac*, milk; *serum*, whey]. The serum or whey of milk.

**Lactosuria** (*lak-to-su'-re-ah*) [*lac*, milk; *οὔρον*, urine]. The presence of lactose in the urine; a condition occasionally seen in pregnancy.

**Lactotoxin** (*lak-to-toks'-in*) [*lac*, milk; *τοξικόν*, poison]. A poisonous substance found in milk.

**Lactous** (*lak'-tus*) [*lactosus*, milky]. Milky.

**Lactuca** (*lak-tu'-kah*) [L., "lettuce"]. A genus of composite-flowered herbs; the lettuces. *L. altissima*, *L. elongata*, *L. montana*, *L. sativa* (common garden lettuce), and *L. virosa*, afford lactucarium; but the *L. virosa* is the source recognized in the U. S. Pharmacopeia. *Lactuca* (B. P.) is also a synonym of *Lactucarium*, *q. v.*

**Lactucarium** (*lak-tu-ka'-re-um*) [L.: *gen.*, *Lactucarii*]. Lettuce. The milky juice of *Lactuca virosa*, a biennial plant. It contains a crystalline substance, *lactucerin*, to which its properties are thought to be due. It is a mild hypnotic, with sedative and diuretic properties, somewhat similar to opium, but without depressant after-effects. It is frequently an ingredient of patented cough-mixtures; varieties of commercial lactucarium are produced by other species of *Lactuca*, *q. v.* L., Ext. (B. P.) Dose gr. v–xv. L., Ext., Fld. Dose m̄x–j. L., Syr., contains 5 per cent. of the drug. Dose ʒj–ʒj. L., Tinct., dose ʒss–ʒij.

**Lactucerin** (*lak-tu'-ser-in*) [*lactuca*, lettuce; *cera*, wax]. A crystalline substance existing in lactucarium, *q. v.*

**Lactucerosol** (*lak-tu'-ser-ol*) [*lactuca*, lettuce; *oleum*, oil],  $C_{36}H_{60}O_2$ . A crystalline substance existing in lactucerin; it occurs in two isomeric forms.

**Lactucic Acid** (*lak-tu'-sik*) [*lactuca*, lettuce],  $C_{80}H_{64}O_6$ . A yellow, amorphous body found in lactucarium. It is insoluble in chloroform, ether, benzin, and carbon bisulphid. In some respects it resembles oxalic acid. See *Acid*.

**Lactucin** (*lak-tu'-sin*) [*lactuca*, lettuce]. A crystalline extractive of lettuce and of lactucarium.

**Lactuool** (*lak'-tu-kol*) [*lactuca*, lettuce],  $C_{13}H_{20}O$ . A substance crystallizing in needles, formed when lactucerin and potassium hydrate are melted together.

**Lactucon** (*lak-tu'-kon*). Same as *Lactucin*.

**Lactucopicric Acid**, **Lactucopicrin** (*lak-tu-ko-pik'-rik*, *lak-tu-ko-pik'-rin*) [*lactuca*, lettuce; *πικρός*, bitter],  $C_{44}H_{32}O_{21}$ . An amorphous, bitter principle contained in lactucarium.

**Lactumen** (*lak-tu'-men*) [*lac*, milk; *pl.*, *Lactumina*]. A synonym of *Porriago larvalis*. Also, applied to that form of apthæ in which the spots have a fanciful resemblance to clots of curd.

**Lactupicrin** (*lak-tu-pik'-rin*). See *Lactucopicric Acid*.

**Lacuna** (*la-ku'-nah*) [*lacus*, a lake; *pl.*, *Lacunæ*]. A little hollow space. A mucous or lymphatic follicle. L., Absorption. See *Howship's Lacunæ*. L., *amatorum*, the vertical groove in the center of the upper lip. L., *Bone*. See *Bone*. L., *Cementum*, spaces in the cement of the teeth analogous to those in bone. L., *cerebri*, the infundibulum of the brain. L., *Cornea*, spaces between the laminae of the cornea. L., *graafianæ*, Graafian follicles. L., *Haversian*. See *Bone*. L., *Howship's*. i. Depressions on the surface of bone beneath the periosteum.

2. Carious excavations in bone filled with granulation-tissue. L., *Intervillous* (*of placenta*), the spaces in the maternal portion of the placenta filled with blood, and in which the fetal villi hang. L., *labii superioris*. See *L. amatorum*. L., *laterales sinus superioris*, depressions along the groove of the superior longitudinal sinus. L., *magna*, the largest of the orifices of the glands of Littre, situated on the upper surface of the fossa navicularis. L., *morgagni*, the orifices of the glands of Littre, or the glands themselves. L., *pharyngis*, a depression at the opening of the Eustachian tube into the pharynx. L., *of Tongue*, the foramen cecum. See *Foramina*, Table of. L., *of Urethra*, follicular depressions in the mucous membrane of the urethra, most abundant along the floor, especially in the region of the bulb. Their mouths are directed forward.

**Lacunar** (*la-ku'-nal*), or **Lacunar** (*la-ku'-nar*) [*lacus*, lake]. Pertaining to the lacunæ. L., *Spaces*, the irregular fissures between the fasciculi of connective tissue, forming the beginnings of the lymphatic vessels.

**Lacunose** (*la-ku'-nös*) [*lacuna*, a pit, a hollow]. In biology, having pits, depressions, or spaces.

**Lacunosorugose** (*la-ku'-no-so-ru'-gös*) [*lacuna*, pit, hollow; *rugæ*, a wrinkle]. In biology, deeply pitted or wrinkled, as the stone of a peach.

**Lacunula** (*lak-u'-nu-lah*) [dim. of *lacuna*, a lake; *pl.*, *Lacunule*]. A small or minute lacuna; an air-space, such as is seen in a gray hair when magnified.

**Lacus** (*la'-kus*) [L.]. A small hollow or cavity in a tissue. L., *derivationis*, one of the venous spaces in the tentorium cerebelli communicating with the superior longitudinal and lateral sinuses. L., *lacrymalis*, the space at the inner canthus of the eye, near the punctum, in which the tears collect. L., *sanguineus*, the utero-placental sinus.

**Lacustrine** (*la-ku'-trin*) [*lacus*, a lake]. In biology, inhabiting lakes or ponds.

**La Dando** (*lah dan'-do*). Synonym of *Influenza*.

**Ladanum** (*lad'-an-um*) [L.; Gr., *λῆδανον*]. The concrete gummy and resinous juice of various species of *Cistus*, growing in the Mediterranean region; as *C. ladaniferus*, *C. creticus*, *C. salvifolius*, *C. cyprius*, *C. ledon*, and *C. villosus*. It is a greenish-gray solid, of bitter taste, formerly in high esteem. It is now chiefly used in making pastils for fumigation.

**Ladendo** (*lad-en'-do*). Synonym of *Influenza*.

**Ladrerie** (*lah-dra-re'*) [Fr.]. See *Measles*.

**Ladric** (*lah'-drik*). Pertaining to measles.

**Lady Crespigny's Pill**. A pill of aloes and cinchona; aloes socotr. ʒj, ext. cinchona ʒij, cinnam. ʒj, syr. absinth. q. s. It is a stomachic and laxative. Dose gr. x–xx.

**Lady Hesketh's Pill**. A pill similar to *Lady Crespigny's Pill*, *q. v.*

**Lady Webster Pill**. See *Aloe*.

**Lady's Bed-straw**. Cheese-rennet. The herb *Galium verum*, a refrigerant and diuretic. Dose, fld. ext. ʒss–j. Unof. L.'s *Slipper*. See *Cypripedium*.

**Læmoparalysis** (*le-mo-par-al'-is-is*). See *Lemoparalysis*.

**Laennec's Cirrhosis**. Atrophic cirrhosis of the liver; a form of chronic interstitial hepatitis of the liver in which the organ is greatly reduced in size and may be deformed. The weight may be reduced to a pound or a pound and a half; the surface of the organ is granular; and its substance is composed of greenish-yellow islands surrounded by grayish-white connective tissue. L.'s *Perles* and L.'s *Râle*. See *Signs and Symptoms*, Table of. L., *tubercles*, the miliary granulations of tuberculosis.

**Læsis** (*le'-sis*). See *Lesion*.

**Lætificant** (*le-tif'-ik-ant*). See *Letificant*.

**Lævo-** (*le'-vo-*). For words so commencing, see *Levo-*.

**Lævorotatory** (*le'-vo-ro'-ta-tor-e*). See *Levorotatory*.

**Lævulin** (*le'-u-lin*). See *Levulin*.

**Lævulose** (*le'-u-lös*). See *Levulose*.

**Lafayette Mixture**. A mixture employed in gonorrhea. It contains copaiba, cubebs, liquor potassæ, sweet spirit of niter, and is known also as the *compound copaiba mixture*. See *Copaiba*.

**Lag Tooth**. A delayed tooth. A name for the molar or wisdom tooth.

**Lagam-balsam** (*lag'-am-ball'-sam*). A variety of gurun-balsam brought from Sumatra.

**Lagarous** (*lag'-ar-us*) [*λαγρός*, *lax*]. Lax, loose, or soft.

**Lagena** (*laj-e'-nah*) [*λάγνος* a flask, bottle; *pl.*, *Lagena*]. In biology, the flask-like extremity of the cochlea in certain vertebrates.

**Lageniform** (*laj-en'-if-orm*) [*lagena*, a flask; *forma*, form]. Flask-shaped.

**Lagentomum** (*laj-en'-to-mum*) [*λαγός*, hare; *έν*, in; *τομή*, a cutting]. Hare-lip. Cf. *Lagochilus*.

**Lagnea**, or **Lagneia** (*lag-ne'-ah*, or *lag-ni'-ah*) [*λαγνεία*, coition, lust]. Same as *Satyriasis*. Also, coition. Also, the semen.

**Lagnesis** (*lag-ne'-sis*) [*λάγνησις*, lewd]. Same as *Satyriasis*. **L. furor**, unconquerable lust. **L. valacitas**, lust capable of control.

**Lagnosis** (*lag-no'-sis*). Same as *Lagnesis*.

**Lagochilus** (*lag-o-ki'-lus*), or **Lagochilos** (*lag-o-ki'-los*) [*λαγός*, hare; *χείλος*, lip]. Hare-lip. Cf. *Lagentomum*.

**Lagophthalmia** (*lag-off-thal'-me-ah*). Same as *Lagophthalmos*.

**Lagophthalmic** (*lag-off-thal'-mik*) [*λαγός*, hare; *ὀφθαλμός*, eye]. Pertaining to or affected with lagophthalmos.

**Lagophthalmos** (*lag-off-thal'-mos*) [*λαγός*, hare; *ὀφθαλμός*, eye; from the popular notion that a hare sleeps with open eyes]. Inability to close the eyes.

**Lagopodous** (*lag-op'-o-dus*) [*λαγώπους*, hare-footed]. In biology, hare-footed; densely clothed with long and soft entangled hairs.

**Lagostoma** (*lag-os'-to-mah*) [*λαγός*, hare; *στόμα*, mouth]. See *Hare-lip*. Cf. *Lagochilus* and *Lagentomum*.

**Larange's Exterminator**. An apparatus for destroying the ectoparasites of poultry. It is a wooden box into which the bird is introduced with its feet tied, its head being kept outside by a special opening. In the box a brimstone match is burned; a few minutes of exposure to this vapor suffice to kill the parasites.

**La Grippe** (*lah grip*) [Fr.]. Synonym of *Influenza*.

**Laisne's Method**. A method of abdominal massage. The masseur lays his hands on either side of the abdomen, and executes a firm but not violent double rubbing movement, one hand ascending as the other descends, the principal pressure being made by the thenar and hypothernar prominences; the movements do not extend higher than the transverse colon, or lower than the ileum.

**Laity** (*la'-it-e*) [*λαός*, the people]. The non-professional public.

**Lake** (*lak*). See *Pigments*, *Colors*, and *Dye-stuffs*, and also *Lacus*. **L.-burn**. See *Fardel-bound*. **L.-colored**, applied to blood in which the hemoglobin, having separated from the stroma, is dissolved in the serum.

**Lakmoid**, **Lacmoid** (*lak'-moid*) [*lac*, milk; *είδος*, like]. A delicate reagent in alkalimetry, made by acting on resorcin with sodium nitrate.

**Lakmus** (*lak'-mus*). See *Lacmus*.

**Laky** (*la'-ke*). See *Lake-colored*.

**Lalia** (*la'-le-ah*) [*λαλία*, talking]. Speech.

**Lallation** (*lal-a'-shun*) [*lallatio*; *lallare*, to babble].

Any unintelligible stammering of speech, such as the prattling of a babe. Also, the defect or peculiarity of speech, usually racial, in which *l* is substituted for *r*.

**Lalling** (*lal'-ing*) [*lallare*, to babble]. Lallation; prattle; baby-talk.

**Laloneurosis** (*lal-o-nu-ro'-sis*) [*λάλος*, prattle; *νεῦρον*, nerve; *pl.*, *Laloneuroses*]. An impairment of speech arising from spasmodic action of the muscles. It includes stammering and aphthongia.

**Lalopathy** (*lal-op'-ath-e*) [*λάλος*, speech; *πάθος*, disease]. Any disorder of speech.

**Lalophobia** (*lal-o-fo'-be-ah*) [*λάλος*, prattle; *φόβος*, fear]. Stutter-spasm, leading to, or complicated with, a dislike of speaking.

**Laloplegia** (*lal-o-ple'-je-ah*) [*λάλος*, talking; *πληγή*, a stroke]. Paralysis of speech, not due, however, to paralysis of the tongue.

**Lamarckism** or the **Lamarckian Theory**. The doctrine based upon the teachings of the French naturalist, J. B. P. A. de Monet de *Lamarck* (1744-1829), who attempted to explain the progressive evolution of nature by virtue of an inherent tendency to development through the appetency and habits of living organisms, the efforts excited by change of conditions reacting upon the structure. It is based on the theory that matter acted upon by heat, light, and electricity may spontaneously generate life of low, homogeneous organisms, and that such organisms would develop qualities of heterogeneity and organs as governed by their surroundings, and especially by their wants or desires. To this preponderating influence of new wants Lamarck ascribes the chief rôle in evolution, while Darwin emphasizes the advantage of accidental variations in the struggle for existence. See *Neolamarckism*.

**Lambda** (*lam'-dah*) [*λάμβδα*, the Greek letter λ]. The junction of the sagittal and lambdoid sutures at the apex of the latter. See *Craniometric Points*.

**Lambdacism** (*lam'-das-izm*) [*λαμβδακισμός*, lambdacism].

1. Difficulty in uttering the sound of the letter λ.  
2. Too frequent use of the *l* sound, or its substitution for the *r* sound; lallation.

**Lambdoid**, or **Lambdoidal** (*lam'-doid* or *lam-doi'-dal*) [*λάμβδα*, the letter λ; *είδος*, resemblance]. Resembling the Greek letter λ. **L. Suture**, the suture between the occipital and the two parietal bones.

**Lambert's Method**. A method of mixing colors by colored wafers and a slip of glass. By means of reflections from the surface of the latter one color may be in part reflected and superimposed on another color.

**Lame** (*lam*) [ME., *lame*, lame]. Crippled; halting; limping.

**Lamel** (*lam-el'*) [*lamella*, dim. of *lamina*, a plate]. A medicated disc, made with some soluble basis; it is used in the dosimetric application of drugs to the eye, etc.

**Lamella** (*lam-el'-ah*) [dim. of *lamina*, a plate; *pl.*, *Lamellæ*]. A descriptive term applied to any foliation or scale-like appearance; a thin lamina, scale, or plate. **L. of Bone**, the concentric rings surrounding the Haversian canals. **L., Bronchial**, one of the folds of the mucosa of the gills of fishes and certain molluscs. **L. carnosa**, that part of the parietal mesoblast from which the muscles of the trunk are developed. **L. ceratina**, the epiblastic layer giving origin to the skin and its appendages. **L. cerebellare**,



one of the laminae of the cerebellum. **L., Concentric**, one of the plates of bone surrounding the Haversian canals. **L. coriaria**, the part of the somatopleure from which the corium and possibly the cutaneous muscles are developed. **L., Cribriform**. See *Lamina cribrosa*. **L., Fundamental or General**, a general term applied to all varieties of osseous lamellae. **L., Haversian**. See *L., Concentric*. **L., Homogeneous**, the clear, apparently structureless layer of an osseous lamella. **L., Intermediate**, one of the plates filling the spaces between the concentric layers of bone. **L., Interstitial**. See *L., Intermediate*. **L., Investing**. See *L., Concentric*. **L. medullaris**, the epiblastic layer forming the central nervous system and organs of special sense. **L., Medullary**, the internal lamellae forming the wall of the medullary cavity of hollow bones. **L. mesenterica**, that portion of the splanchnopleure from which the mesentery, and the muscular and fibrous parts of the intestines are derived. **L. mucosa**, that part of the hypoblast from which the epithelia of the gastrointestinal tract and its glands are developed. **L. of Nail**, an elevation on the corium, dove-tailing into a furrow on the under surface of the nail. **L., Perineural**, the perineurium. **L., Periosteal or Peripheral**, a superficial lamella of bone lying under the periosteum. **L. renalis**, that portion of the mesoblast from which the kidneys and generative organs are developed. **L., Special**. See *L., Concentric*. **L., Striped**, the dark portion of a bone-lamella which has a striped appearance. **L., Triangular**, a fibrous layer connecting the choroid plexuses of the third ventricle of the brain. **L., Vascular**. See *Endochorion*.

**Lamellar** (*lam-el'-ar*) **Lamellate** (*lam-el'-ät*) [*lamella*, a thin plate]. Having the nature of, or resembling any thin, osseous or membranous tissue; composed of lamellae or thin plates. **L. Cataract**. See *Cataract*.

**Lamelliferous** (*lam-el-if'-er-us*) [*lamella*, a thin plate; *ferre*, to bear]. Composed of lamellae.

**Lamelliform** (*lam-el'-if-orm*) [*lamella*, a small plate; *forma*, form]. Having the shape of a lamella.

**Lamelligerous** (*lam-el-ij'-er-us*). See *Lamelliferous*.

**Lamelliped** (*lam-el'-ip-ed*) [*lamella*, a small plate; *pes*, foot]. Having a flat or lamelliform foot.

**Lamellose** (*lam-el'-ös*). See *Lamellar*.

**Lamellule** (*lam-el'-ül*) [*lamellula*, dim. of *lamella*, a plate]. A very small plate.

**Lameness** (*läm'-nes*) [*ME., lame*, lame]. The state of being lame. **L., Cross**, a peculiar gait of horses in which the lameness seems to be in the leg on the opposite side of the one diseased. **L., Kennel**, a rheumatic affection of dogs. **L., Uterine**, weakness of the uterus due to disease.

**Lamin** (*la'-min*) [*latinum*, the dead-nettle]. An alkaloid said to exist in *Lanium album*, *q. v.*

**Lamina** (*lam'-in-ah*) [*L.*, a plate or scale: *pl., Laminae*]. A descriptive term used to designate foliated structure. Also, any thin layer of bone, membrane, or other tissue. **L., Arcuate** (*of the cerebellum*), a bundle of fibers uniting the contiguous convolutions of the cerebellum. **L., Arcuate** (*of the cerebrum*), a band of fibers uniting adjacent convolutions of the cerebrum. **L. ascendens** (*of the palate bone*), the vertical plate of the palate. **L. axilis**, the primitive streak of the blastoderm. **L., Basal** (*of the placenta*), the decidua serotina. **L., Bowman's**, the structureless membrane between the anterior layers of epithelium and the fibrous tissue of the cornea of the eye. **L. cacuminis**, a narrow band connecting the posterior superior lobes of the cerebellum. **L. of Cerebellum**, the layers of white matter, covered

externally with gray substance, that arise from the central white axis of the cerebellum. **L. chrotalis**, the dermal plate or covering. **L. cinerea**, the connecting layer of gray matter between the corpus callosum and the optic chiasma; the terna. **L. cinerea convoluta**, the tuber cinereum. **L. conarii**, the lower lamella of the recess of the pineal gland. **L. concharum**, the inner surface of the lateral masses of the ethmoid bone. **L. connectens**, the posterior cerebral commissure. **L. connectiva**, the *colloderma*, *q. v.* **L. cortis**, the *membrana tectoria* of the internal ear. **L. cornea**, a thickened band of the ependyma of the lateral ventricle covering the tænia semicircularis. **L., Cribriform**, the cribriform plate of the ethmoid. See also *L. cribrosa of the Temporal Bone*. **L. cribrosa** (*of the choroid*), in lower animals that portion of the choroid which is perforated for the passage of the optic nerve. **L. cribrosa** (*of the fascia lata*), the cribriform fascia covering the saphenous opening. **L. cribrosa anterior**, the anterior perforated space. **L. cribrosa anterior inferior**, the anterior part of the inferior fossula, through which branches of the cochlear nerve pass. **L. cribrosa media**, the middle part of the inferior fossula transmitting the branches of the auditory nerve going to the sacculæ. **L. cribrosa posterior**, the posterior perforated space. **L. cribrosa of the Sclerotic**, the perforated lamina through which the optic nerve enters the globe of the eye. **L. cribrosa of the Temporal Bone**, a small laminated bone forming the boundary of the internal auditory meatus. **L. of the Cricoid Cartilage**, the flat posterior plate of the cricoid cartilage. **L., Crystalline**, the anterior part of the capsule of the crystalline lens. **L. dentata**, the dentate fascia. **L. denticulata**, the covering of the outer fifth of the vestibular surface of the bony cochlea, from which delicate teeth-like elevations project into the scala vestibuli. **L. dorsalis**, one of the two ridges bordering the medullary groove, that unite to form a canal which finally develops into the cerebro-spinal canal. See *Plates, Medullary*. **L., External Medullary**, the outer of the two white layers of the lenticular nucleus. **L., Fibrocutaneous**, the parietal mesoblast. **L., Fibrointestinal**, the visceral mesoblast. **L. fusca**, the pigmentary tissue of the sclera forming the ectal layer of the perichoroidal sinus. **L. gastralis**, the gastroduerma, *q. v.* **L., Gray**. See *L. cinerea*. **L. grisea**, the gray matter of the spinal cord. **L., Internal Medullary**, the inner of the two white layers of the lenticular nucleus. **L., Lateral** (*of the sphenoid bone*), the external pterygoid plate. **L. lentis**, one of the layers of the crystalline lens. **L. mastoidea**, the basal plate of the mastoid process of the temporal bone. **L., Median** (*of the sphenoid bone*), the internal pterygoid plate. **L. medullaris media cerebelli**, the valve of Vieussens. **L. medullaris thalami**, a layer of white matter between the optic thalamus and the internal nucleus of the striate body. **L. medullaris transversa**, a delicate layer of gray matter covering the aqueduct of Sylvius. **L. medullaris triangularis**, the lyra of the fornix. **L. modioli**, the bony lamina spiralis of the cochlea. **L. muscularis**, the myoderma, *q. v.* **L. nervea involvens**, a delicate layer of nerve-matter covering the ventricular surface of the ependyma. **L. neurodermalis**, the epiblast. **L., Nuclear**, the nuclear layer. **L. palatina**, the horizontal plate of the palate bone. **L. papyracea**, the os planum of the ethmoid bone. **L. pedunculorum**, one of the layers of which the crura cerebri are composed. **L. perforata**, either perforated space. **L. pigmenti**, a delicate layer of

pigment-cells between the retina and the choroid. **L., Posterior Elastic**, the posterior layer of the cornea; the membrane of Descemet. **L. prima cutis**, the epidermis. **L. propria** (of the *tympanic membrane*), the middle or fibrous layer of the tympanic membrane. **L., Protovertebral**, that portion of the mesoblast lying to the side of the chorda dorsalis in which the protovertebrae subsequently form. **L. quadrigemina**, a layer of gray matter, forming the roof of the aqueduct of Sylvius. **L. Quadrilateralis**, a term for the *Clinus* of *Blumenbach*, *q. v.* **L., Reticular**, the hyaline membrane of the inner ear, extending between the conjoined head of Corti's rods and Hensen's supporting cells. **L. secundaria**, one of the secondary germ-layers, *q. v.* **L. semicircularis**. See *Tania semicircularis*. **L. sphenopetrosa**, a small plate of bone near the spinous foramen of the greater wing of the sphenoid bone. **L. spiralis**, a thin plate in the ear, osseous in the inner part and membranous in the outer, which divides the spiral tube of the cochlea into the *scala tympani* and the *scala vestibuli*. **L. spiralis ossea**, a thin plate of bone that winds spirally around the modiolus of the cochlea. **L. superchoroidea**, the delicate membrane of the outer surface of the choroid tunic of the eye. **L. tectoria**. See *Lemniscus*, *Inferior*. **L., Terminal**. 1. See *L. cinerea*. 2. The anterior terminal plate of the anterior brain-vesicle. **L. terminalis**. See *Terma*. **L. triangularis** (of the *sphenoid bone*), the posterior triangular part of the great wing of the sphenoid bone. **L. transversa**, one of the transverse laminae of the cerebellum. **L., Tympanic**, the tympanic plate of the petrous portion of the temporal bone. **L., Vascular**, the endochorion. **L. of Vertebra**. See *Vertebra*. **L. ventralis**, one of the lateral mesoblastic plates. **L. vitra**, the inner or vitreous table of the skull. **L. visceralis**, one of the thickened layers of mesoblastic tissue on each side of the notochord, which by proliferation and splitting form the splanchnopleure and somatopleure. **L., Vitreous** (of the *choroid*), a homogeneous membrane covering the inner surface of the choroid; it is also called the membrane of Bruch.

**Laminæ** (*lam'-in-e*) [*lamina*, a thin plate]. The sensitive plates of soft tissue, covering the entire anterior surface of the coffin-bone in the horse. See also *Lamina*.

**Lamination** (*lahm-in-ah-zh'*) [Fr.]. Flattening; the compression or flatwise crushing of the fetal head to facilitate delivery.

**Laminal, Laminar** (*lam'-in-al, lam'-in-ar*) [*lamina*, a layer]. Composed of laminæ; having the form of a lamina. **L. Tissue**, a synonym of *Connective Tissue*.

**Laminaria** (*lam-in-a'-re-ah*) [*lamina*, a thin plate]. 1. A genus of algæ, or seaweeds. Several species are rich in iodine. 2. The cured lower part of the stem of *L. cloustoni*, or *L. digitata*. **L. Bougie**, a bougie made of the stalk; it is used for urethral dilatation. **L. cornica**, *L. digitata*, devil's-apron, tangle; sea-tangle, sea-girdles, or sea-weed; caim-tangle, dead-man's-toe, oarweed. A species found in Scotland, very rich in iodine; the stem is used for the manufacture of tents and bougies. **L. esculenta**, an edible species said to have anti-scorbutic properties. **L. Probe**, a probe made of the stalk, used to dilate the canaliculi and nasal duct. **L. saccharina**, ribbon-weed; sea-belt, sweet-tangle, is rich in iodine and potash; it is used as food, and is also purgative. **L. Tent**, a tent made of the stem of the plant, for dilatation of the *cervix uteri*.

**Laminate, Laminated** (*lam'-in-āt, lam'-in-āt-ed*). See *Laminar*.

**Lamination** (*lam-in-a'-shun*) [*lamina*, a layer]. Arrangement in plates or layers. An operation in embryotomy, consisting in cutting the skull in slices.

**Laminectomy** (*lam-in-ek'-to-me*) [*lamina*, a layer; *ἐκτομή*, excision]. The operation of removing the posterior vertebral arches.

**Lamineur** (*lam-in-ār'*) [*lamina*, a layer]. An instrument for performing laminage, *q. v.*

**Laminitis** (*lam-in-i'-tis*) [*lamina*, plate; *ιτις*, inflammation]. Inflammation of the laminæ of a horse's hoof; founder.

**Laminose** (*lam'-in-ōs*) [*lamina*, a thin plate]. Thin, membranous, or plate-like.

**Lamium** (*la'-me-um*) [L., the dead-nettle]. A genus of labiate plants. **L. album**, the leaves and stems of the plant *L. album*, with properties due to an alkaloid, *Laminin*. It is useful in menorrhagia. Dose of the tincture ʒss-ij. Unof.

**Lamnar** (*lam'-nar*) [*lamna*, a thin plate]. A term applied to nails that are flat, short and broad.

**Lamnectomy** (*lam-nek'-to-me*). Same as *Laminectomy*.

**Lamp** [*λαμπάς*, a lamp]. A vessel containing a liquid capable of burning, and a wick. It is used to give light. **L., Aphlogistic**, a lamp devised by Davy in which glowing platinum furnishes the light. **L.-black**, a fine black substance, almost pure carbon, made by burning coal-oils in an atmosphere deficient in oxygen, or by allowing a gas-flame to impinge on a cold surface. See *Pigments*, *Conspicuous of*. **L., Laryngoscopic**, a small incandescent lamp used in laryngoscopy. One form is provided with reflectors and lenses by means of which light can be projected into the mouth, pharynx, and larynx. **L., Lee's**, a lamp used in mercurial fumigation. **L., Mercurial**, a lamp consisting of two cups, an upper for holding the mercury, a lower for holding water. The latter is heated by means of a Bunsen burner, the water and mercury being both vaporized. **L., Spirit**, one in which alcohol is used to produce heat rather than light. **L., Van Buren's**, a device for mercurial fumigation.

**Lampas** (*lam'-pas*) [Fr., *lampas*, lampas]. A congestive swelling of the fleshy lining of the roof of the mouth, in the horse.

**Lampers** (*lam'-perz*). See *Lampas*.

**Lamprophony** (*lam-proff'-o-ne*) [*λαμπρός* sounding; *φωνή*, voice]. A sonorous, ringing quality of the voice.

**Lampšana** (*lamp-sa'-nah*). See *Lapsana*.

**Lampsis** (*lamp'-sis*) [*λάμψις*, a shining]. Splendor, brilliancy.

**Lana** (*la'-nah*) [L.]. Wool.

**Lanate** (*lan'-āt*) [*λήνος*, wool]. Woolly; lanuginous; lanigerous; lanose.

**Lancaster Black-drop**. Acetum opii; vinegar of opium.

**Lance** (*lans*) [*lancea*, a lance or spear]. 1. A lancet. 2. To open, as with a lancet or bistoury. **L., Mauriceau's**, a lance-shaped knife for opening the fetal head in embryotomy.

**Lanceate** (*lan'-se-āt*) [*lancea*, a lance]. See *Lanceolate*.

**Lanceolar** (*lan'-se-o-lar*). See *Lanceolate*.

**Lanceolate** (*lan'-se-o-lāt*) [*lanceola*, a little lance]. In biology, shaped like a lance-head; thin and tapering towards each end.

**Lancet** (*lan'-set*) [dim. of *lancea*, a lance]. A two-edged surgical instrument for incising tumors, etc. **L., Gum**, a small instrument in which the cutting portion has a convex edge and is at right-angles to the shaft. **L., Spring**, one in which the blade is thrust out by means of a spring, which is controlled by a trigger. **L., Thumb**, one with a double-edged, broad blade.



**Lanciform** (*lan'-sif-orm*) [*lancea*, lance; *forma*, form]. Lance-shaped.

**Lancinate** (*lan'-sin-āt*) [*lancinare*, to tear]. To lacerate, to pierce, or tear.

**Lancinating** (*lan'-sin-a-ting*) [*lancinare*, to tear]. Tearing; shooting. **L. Pains**, rending, tearing, or sharply-cutting pains, common in posterior spinal sclerosis.

**Lancing** (*lan'-sing*). See *Lance*.

**Lancisi, Nerves of.** The *stric longitudinales*. The slight ridges of the callosum of the brain bounding the raphé. See *Nerves*, *Table of*.

**Landmarks** (*land'-marks*) [ME., *landmark*, the boundary of a country]. Superficial marks (such as eminences, lines, and depressions) that serve as guides to, or indications of, deeper-seated parts. The knowledge of landmarks is of the utmost importance, both to the surgeon and the physician.

**Landolphi's or Landolfi's Paste.** A caustic application composed of the chlorids of zinc, antimony, bromin, and gold, which is used pure, or weakened by mixing with basilicon ointment in varying proportions. It should be spread on the surface with a spatula, or applied on charpie, and allowed to remain for 24 or 48 hours.

**Landolphia** (*lan-dol'-fe-ah*) [after Capt. *Landolph*, an explorer]. A genus of tropical climbing shrubs, including the African rubber-tree, a source of caoutchouc.

**Landolt's Method.** A method of determining insufficiency of the internal recti muscles. A small lamp or candle is surrounded by a blackened chimney, a vertical slit in which serves as an object of fixation. The light is then approximated to the eyes, and when the internal recti are no longer able to maintain the necessary convergence, two images of the slit are seen.

**Landouzy-Dejerine Type.** A type of muscular atrophy. See *Diseases*, *Table of*.

**Landry's Disease or Paralysis.** Acute ascending paralysis; a form of atonic paralysis described by Landry, characterized by loss of motor power in the lower extremities, gradually extending to the upper extremities, and to the centers of circulation and respiration, without characteristic sensory manifestations, trophic changes, or variations in electric reaction. See *Diseases*, *Table of*.

**Land-scurvy.** See *Purpura hemorrhagica*.

**Landzert, Angle of.** See *Angle*.

**Lanesin, or Lanessin** (*lan'-es-in*) [*lana*, wool]. A proprietary preparation of wool-fat similar to lanolin.

**Lanfranc's Collyrium.** A stimulant application to ulcers, containing aloes and myrrh, each 5 parts; acetate of copper, 10 parts; trisulphid of arsenic, 15 parts; rose-water, 380 parts, and white wine, 1000 parts.

**Lang's Oil.** See *Gray Oil*.

**Lange's Method.** A method of testing for CO<sub>2</sub> in the air. It consists in shaking in a bottle full of the air to be tested, a half ounce of clear fresh lime-water. If the air contains 7 parts per 1000 of CO<sub>2</sub>, a turbidity of the fluid will occur.

**Langenbeck's Operation.** See *Operations*, *Table of*.

**Langerhans' Cells.** Certain modified epithelial cells forming the simplest nerve-endings. **L.'s Granular Layer**, the stratum granulosum of the epidermis.

**Langier's Apparatus.** A form of immovable splint for a limb. It is composed of strips of brown paper impregnated with starch-paste. **L.'s Bandage.** See *Bandage*.

**Langey, Oxyntic Cells of.** See *Delomorphous*. **L.'s Test.** See *Tests*, *Table of*.

**Language** (*lang'-gwāj*) [*lingua*, the tongue]. The articulate sounds, signs, or symbols whereby thought is communicated. **L., Center for.** See *Aphasia*.

**Languor** (*lang'-gwor*) [L., faintness]. Lassitude. Disinclination to take bodily exercise, or to exert oneself.

**Lanaries or Lanuary Teeth** (*la'-ne-ar-e-ēz*) [*Dentes lanarii*; *laniare*, to rend]. The cuspid teeth; applied more particularly to those of carnivorous animals.

**Lanariform** (*la-ne-ar'-if-orm*) [*laniare*, to rend; *forma*, shape]. Shaped like the canine teeth of carnivora.

**Laniary** (*la'-ne-a-re*) [*laniare*, to tear, rend]. In biology, applied to well-developed canine or lacerating teeth.

**Lanigerous** (*lan-ij'-er-us*) [*lana*, wool; *gerere*, to bear]. In biology, producing, or covered with wool or a woolly growth; lanate; lanose; lanuginous.

**Lank** [ME., *lank*, lank]. Lean, thin, attenuated.

**Lanoleum** (*lan-o'-le-um*). See *Lanolin*.

**Lanolin** (*lan'-o-lin*) [*lana*, wool; *oleum*, oil]. A cholesterolin-fat obtained from sheep's wool, introduced as a basis for ointments. It does not saponify or become rancid, and is characterized by remarkable penetrative powers.

**Lanose** (*la'-nōs*) [*lana*, wool]. In biology, woolly; wool-like; lanate.

**Lantana** (*lan-ta'-nah*) [L.]. A genus of verbenaceous shrubs and herbs, principally natives of tropical America. A few grow native in the U. S. **L. aculeata** is an aromatic stomachic. **L. brasiliensis** and **L. camara** are among the antipyretic species. Unof.

**Lantanin** (*lan'-tan-in*) [*lantana*]. An alkaloid extractive of *Lantana brasiliensis*, called *Yerba sagrada*. It is asserted to have antiperiodic and antipyretic properties, and has been successfully used in intermittent fevers. Dose, gr. xv-xxx. Unof.

**Lantermann's Notches or Segments.** Conico-cylindric segments in the medullary sheath of a nerve-fiber; they are marked off from one another by the incisures of Schmidt.

**Lantern of Aristotle, or Aristotle's Lantern.** In biology, the oral skeleton of a sea-urchin. **L.-jaws**, a colloquialism for a long, thin visage.

**Lanthanum** (*lan'-than-um*), or **Lanthanium** (*lan-tha'-ne-um*) [*λανθάνειν*, to conceal; lanthanum was a substance concealed from the knowledge of chemists]. A rare metallic element; symbol La., atomic weight, 138. Little is known of its medicinal properties. See *Elements*, *Table of*.

**Lanthopin** (*lan'-tho-pin*) [*λανθάνειν*, to conceal], C<sub>23</sub>H<sub>25</sub>NO<sub>4</sub>. A finely crystalline alkaloid of opium. It occurs in white crystals fusible at 200° C.

**Lanuginose, Lanuginous** (*lan-u'-jin-ōs*, *lan-u'-jin-us*) [*lanuginosus*, woolly]. In biology, woolly, downy, lanate, lanose, lanigerous.

**Lanugo** (*lan-u'-go*) [*lana*, wool]. The down-like hair that appears upon the fetus at about the fifth month of gestation; the downy growth often seen upon the face of women and girls. **L. prima**, the first growth of beard. **L. pudendorium**, pubic hair.

**Lap** [ME., *lappen*; Gr., *λάπτειν*, to lap with the tongue]. 1. To lick up. 2. A lick. 3. That part of the body formed by the anterior aspect of the thighs.

**Lapactic** (*lap-ak'-tik*) [*λαπάσσειν*, to empty]. 1. Emptying; evacuant. 2. Any purgative substance.

**Lapara** (*lap'-ar-ah*) [*λαπαρός*, loose]. 1. The loins; loosely applied to the abdomen. 2. Diarrhea.

**Laparacele** (*lap'-ar-as-el*). See *Laparocoele*.

**Laparectomy** (*lap-ar-ek'-to-me*). See *Enterectomy*.

**Laparelytrotomy** (*lap-ar-el-it-rot'-o-me*). Same as *Laparo-elytrotomy*.

- Laparocoele** (*lap'-ar-o-sel*) [*λαπάρα*, loin; *κήλη*, tumor]. Lumbar or abdominal hernia.
- Laparocholecystotomy** (*lap'-ar-o-ko-les-is-tot'-o-me*) [*λαπάρα*, loin; *χολή*, bile; *κίστις*, bladder; *τομή*, cutting]. Laparotomy conjoined with cholecystotomy.
- Laparoclysis** (*lap'-ar-ok'-lis-is*) [*λαπάρα*, loin; *κλίσσις*, a drenching]. An injection into the peritoneal cavity.
- Laparo colectomy** (*lap'-ar-o-ko-lek'-to-me*). Same as *Colectomy*.
- Laparocolotomy** (*lap'-ar-o-ko-lot'-o-me*) [*λαπάρα*, loin; *κόλον*, colon; *τομή*, a cutting]. Inguinal or abdominal colotomy.
- Laparo colpotomy** (*lap'-ar-o-kol-pot'-o-me*). See *Laparo-elytrotomy*.
- Laparocystectomy** (*lap'-ar-o-sis-tek'-to-me*) [*λαπάρα*, loin; *κίστις*, cyst, bladder; *έκτομή*, excision]. An operation performed in advanced extrauterine pregnancy for removal of the fetus and the entire sac. It is performed like an abdominal section for any cystic tumor in the abdominal cavity with dense adhesions. The sac is to be evacuated, or not, as indicated, and adhesions separated, if necessary, after ligation.
- Laparocystotomy** (*lap'-ar-o-sis-tot'-o-me*) [*λαπάρα*, loin; *κίστις*, cyst, bladder; *τομή*, a cutting]. 1. Suprapubic cystotomy. 2. An operation in advanced extrauterine pregnancy for theremoval of the fetus, the sac being allowed to remain.
- Laparo-elytrotomy** (*lap'-ar-o-el-it-rot'-o-me*) [*λαπάρα*, loin; *έλτρον*, sheath; *τομή*, a cutting]. An operation devised by Jörg as a substitute for the Cesarean operation. It consists in an incision over Poupart's ligament, dissecting up the peritoneum until the vagina is reached, when the latter is incised transversely, the cervix dilated, and the child thus extracted above the inlet. Its mortality is about 50 per cent.
- Laparo-enterotomy** (*lap'-ar-o-en-ter-ot'-o-me*) [*λαπάρα*, loin; *έντερον*, intestine; *τομή*, a cutting]. An opening of the intestine through an abdominal incision.
- Laparogastrotomy** (*lap'-ar-o-gas-trot'-o-me*) [*λαπάρα*, loin; *γαστήρ*, stomach; *τομή*, a cutting]. The opening of the stomach through an abdominal incision.
- Laparo hysterectomy** (*lap'-ar-o-his-ter-ek'-to-me*) [*λαπάρα*, loin; *ύστέρα*, womb; *τομή*, a cutting]. The removal of the womb through an incision in the abdominal walls.
- Laparo-hystero-oöphorectomy** (*lap'-ar-o-his-ter-o-o-off-er-ek'-to-me*) [*λαπάρα*, loin; *ύστέρα*, womb; *ωόφόρος*, ovary; *έκτομή*, a cutting out]. Removal of the womb and ovaries through an incision in the abdominal wall.
- Laparo hysterotomy** (*lap'-ar-o-his-ter-ot'-o-me*). See *Gastro-enterotomy*.
- Laparo-ileotomy** (*lap'-ar-o-il-e-ot'-o-me*) [*λαπάρα*, loin; *είλειν*, to roll; *τομή*, a cutting]. The formation of an artificial anus in the groin.
- Laparokelyphotomy** (*lap'-ar-o-kel-if-ot'-o-me*) [*λαπάρα*, loin; *κέλυφος*, egg-shell; *τομή*, a cutting]. Same as *Laparocystotomy*.
- Laparo kolpotomy** (*lap'-ar-o-kol-pot'-o-me*). See *Laparo-elytrotomy*.
- Laparomyitis** (*lap'-ar-o-mi-i-tis*) [*λαπάρα*, loin; *μῦς*, muscle; *ιτις*, inflammation]. Inflammation of the muscular portion of the abdominal wall.
- Laparomyomectomy** (*lap'-ar-o-mi-o-mek'-to-me*) [*λαπάρα*, loin; *μῦς*, muscle; *έκτομή*, a cutting out]. Removal of a myoma through an abdominal incision.
- Laparomyotomy** (*lap'-ar-o-mi-ot'-o-me*). See *Laparo-myomectomy*.
- Laparonephrectomy** (*lap'-ar-o-nef-rek'-to-me*) [*λαπάρα*, loin; *νεφρός*, kidney; *έκτομή*, a cutting out]. Nephrectomy by an abdominal incision.
- Laparonephrotomy** (*lap'-ar-o-nef-rot'-o-me*) [*λαπάρα*, loin; *νεφρός*, kidney; *τομή*, a cutting]. Nephrotomy through an abdominal incision.
- Laparosalpingectomy** (*lap'-ar-o-sal-pin-gek'-to-me*) [*λαπάρα*, loin; *σάλπιγξ*, tube; *τομή*, a cutting]. Removal of a Fallopian tube through an abdominal incision.
- Laparosalpingotomy** (*lap'-ar-o-sal-pin-got'-o-me*) [*λαπάρα*, loin; *σάλπιγξ*, tube; *τομή*, a cutting]. 1. Cutting into an oviduct through an abdominal incision. 2. Laparosalingectomy.
- Laparoscope** (*lap'-ar-o-skop*) [*λαπάρα*, loin; *σκοπεῖν*, to examine]. An instrument for examining the abdomen.
- Laparoscopy** (*lap'-ar-os'-ko-pe*) [*λαπάρα*, loin; *σκοπεῖν*, to examine]. The examination of the abdomen by the stethoscope, plessimeter, or by other instrumental means.
- Laparosplenectomy** (*lap'-ar-o-splen-ek'-to-me*) [*λαπάρα*, loin; *σπλήν*, spleen; *έκτομή*, a cutting out]. Removal of the spleen through an abdominal incision.
- Laparosplenotomy** (*lap'-ar-o-splen-ot'-o-me*) [*λαπάρα*, loin; *σπλήν*, spleen; *τομή*, a cutting]. The surgical incision or entrance upon the spleen through the abdominal walls.
- Laparotome** (*lap'-ar-o-tom*) [*λαπάρα*, loin; *τομή*, a cutting]. A cutting-instrument used in laparotomy.
- Laparotomist** (*lap'-ar-ot'-o-mist*) [*λαπάρα*, loin; *τομή*, a cutting]. A surgeon who performs laparotomy.
- Laparotomy** (*lap'-ar-ot'-o-me*) [*λαπάρα*, loin; *τομή*, a cutting]. 1. Surgical incision through the abdominal wall; celiotomy. 2. Surgical entrance into the abdominal cavity through the loin or flank. (The definition first given is that offered by most lexicographers, and is in accord with common usage; but objection has been made to this use of the word. The second definition is believed to represent the etymologically more correct use of the term.) **L.**, **Conservative**, abdominal section, with a view either to aspiration of the distended Fallopian tubes, or to breaking down adhesions and freeing the diseased uterine appendages.
- Laparotyphlotomy** (*lap'-ar-o-tif-lot'-o-me*). Synonym of *Typhlotomy*.
- Laparovaginal** (*lap'-ar-o-vaj'-in-al*) [*λαπάρα*, loin; *vagina*, sheath]. Pertaining to the abdomen and the vagina.
- Laparysterotomy** (*lap'-ar-is-ter-ot'-o-me*). Same as *Laparo hysterotomy*.
- Lapaxis** (*lap'-aks'-is*) [*λάπαξις*, evacuation]. Evacuation.
- La Perlèche**. See *Perlèche*.
- Lapides cancrorum** (*lap'-id-ēs kang-kro'-rum*) [*L.*]. See *Crab's-eyes*.
- Lapidillum** (*lap'-id-il'-um*) [dim. of *lapis*, stone]. A scoop for removing stones from the bladder.
- Lapidose** (*lap'-id-ōs*) [*lapis*, a stone]. In biology, inhabiting stony places.
- Lapillation** (*lap'-il-a'-shun*) [*lapillus*, a small stone]. The formation of stones; lithogenesis, *q. v.*
- Lapis** (*lap'-pis*) [*L.*, a rock]. An alchemic term applied to any non-volatile substance. **L. dentium**, tartar of the teeth; salivary calculus. **L. divinus**, aluminated copper; a preparation used in ophthalmology. It is made by fusing together 32 parts each of cupric sulphate, potassium nitrate, and alum, and adding a mixture of 2 parts each of camphor and alum. **L. imperialis**, silver nitrate. **L. lazuli**, a beautiful blue stone of complex composition, formerly employed as a purgative and emetic, and in epilepsy. **L. lunaris**, silver nitrate. **L. mitigatus**. See *Argentum*. **L. mutabilis**. See *Tabaskeer*. **L. nauticus**, a lode-stone.



**Laplace's Formulæ.** 1. For preparing acid sublimate solution, 1 to 1000: Take of bichlorid of mercury, 1 gram; nitric acid, 5 grams; water 1000 grams. 2. For preparing acid sublimate tablets: Take of bichlorid of mercury, 1 gram; tartaric acid, 5 grams. Make into one tablet. This is to be dissolved in one liter (1000 grams) of water. 3. Acid sublimate gauze is prepared by dipping the gauze in the foregoing solution, wringing it out, and allowing it to dry in a clean atmosphere.

**Lappa** (*lap'-ah*) [*L.*: *gen.*, *Lappæ*]. Burdock. The root of the common burdock, *Arctium lappa*, contains a bitter principle, a resin, and tannin. It is aperient and diuretic and has some reputation as an alterative in constitutional blood-diseases. A tincture of the seed has been recommended in skin-diseases. The dose of the root is ʒj-ij, in infusion or tincture; of the fluid extract, ℥x-ʒj.

**Lappaceous** (*lap'-a'-she-us*) [*lappa*, a bur]. In biology, bur-like.

**Lappet** (*lap'-et*) [*ME.*, *lappet*, *lappet*]. In biology, the wattle of a bird.

**Lapsana** (*lap'-san-ah*) [*ῥαψάνη*, an eatable herb]. A genus of composite plants. *L. communis*, was formerly used as a laxative and in skin-diseases.

**Lapsus** (*lap'-sus*) [*lapi*, to fall]. A fall; ptosis. *L. palpebræ superioris*, ptosis of the eyelid. *L. pilorum*, alopecia. *L. unguium*, falling of the nails.

**Larch** [*ME.*, *larche*, *larch*]. See *Larix* and *Tamarac*.

**Larcher's Sign.** See *Death*.

**Lard and Lard-oil** [*ME.*, *larden*, *lard*]. Adeps. The fat of the pig melted by gentle heat and strained. Crude lard is white, granular, and of the consistency of a salve, of faint odor and sweet, fatty taste. Its specific gravity is .938 to .940 at 15° C. Exposed to the air it becomes yellowish and rancid. When compressed at 32° F., it yields 62 parts of colorless lard-oil and 38 parts of compact lard. Lard is used in cooking; lard-oil for greasing wool, as a lubricant, and an illuminant.

**Lardacein** (*lar-da'-se-in*) [*ME.*, *larden*, *lard*]. An animal proteid, an indigestible amyloid substance, chiefly occurring as a pathologic infiltration into various organs, as the liver, or spleen.

**Lardaceous** (*lar-da'-she-us*) [*ME.*, *larden*, *lard*]. See *Amyloid*. *L. Kidney*. See *Bright's Disease*.

**Larinoid** (*lar'-in-oid*) [*ῥαρινός*, fat; *είδος*, like]. Lardaceous; as larinoid carcinoma.

**Larix** (*la'-riks*) [*L.*, *gen.* *Laricis*]. Larch. The dried bark of *Larix europæa*, the European larch, similar in action to balsamic and terebinthinate remedies. It is expectorant, stimulant, and astringent. *L.*, *Tinct.* (B.P.) Dose ℥xx-xxx. See, also, *Tamarac*.

**Larkspur** (*lark'-spur*). The seed of *Delphinium consolida*, a diuretic and emmenagogue. Dose of the fld. ext., ℥j-x. Unof.

**Larnaude's Disinfecting-fluid.** A solution of zinc sulphate containing a little copper sulphate.

**Larrey's Amputation.** See *Operations*, *Table of*. *L.'s Apparatus*, a form of immovable dressing made by saturating the bandages in a mixture of camphorated spirit, lead-water, and white of egg. *L.'s Bandage*. See *Bandage*.

**Lartigue's Pills.** Pills used in the treatment of gout, containing compound extract of colchicum 20 parts, and extract of digitalis, one part.

**Larva** (*lar'-vah*) [*larva*, a ghost; pl. *Larvæ*]. The young stage of such animals as undergo transformation. The form that insects take in emerging from the egg, commonly known as the caterpillar or "grub" stage. Also, applied to the immature form distinguishing many of the lower vertebrates before maturity. *L.*, *Lovén's*,

the young of the marine worm *polygordius*. *L.*, *Müller's*, the free-swimming young of the polyclad platodes, *Thysanozoön* and *Lungia*.

**Larvaceous** (*lar'-va'-she-us*), **Larval** (*lar'-val*) [*larva*, a mask]. Covering the face like a mask.

**Larval** [*larva*, a ghost]. 1. Pertaining to or existing in the condition of a larva. 2. Same as *Larvaceous*. *L. Paludism*. See *Dumb Ague*. *L. Pneumonia*. See *Pneumonia*. *L. Scarlatina*, a mild case of scarlet fever in which the rash is absent.

**Larvate** (*lar'-vāt*) [*larvatus*, masked]. Concealed; masked; applied to diseases and conditions that are hidden by more obvious conditions, or by some peculiarity of their symptoms.

**Larviform** (*lar'-vif-orm*) [*larva*, a larva; *forma*, shape]. Resembling or being a larva.

**Larvigerous** (*lar'-vij'-er-us*) [*larva*, ghost, mask; *gerere*, to carry]. In biology, bearing the larval skin.

**Larviparous** (*lar'-vip'-ar-us*) [*larva*, larva; *parere*, to bring forth]. In biology, bringing forth young that have reached the larval state.

**Larvivorous** (*lar'-viv'-or-us*) [*larva*, larva; *vorare*, to devour]. In biology, feeding on larvæ.

**Laryngalgia** (*lar'-in-gal'-je-ah*) [*ῥάρυγξ*, larynx; *ἄλγος*, pain]. Pain or neuralgia of the larynx.

**Laryngeal** (*lar'-in'-je-al*) [*ῥάρυγξ*, larynx]. Pertaining to the larynx. *L. Artery*. See *Arteries*, *Table of*. *L. Cough*, an hysteric manifestation in young women. It is a paroxysmal cough, with a peculiar hoarse and muffled sound, like the barking of a dog. *L. Crisis*, an acute laryngeal spasm, occurring in the course of tabes dorsalis. *L. Dilator*, an instrument designed to dilate the larynx, when the latter has become constricted by cicatricial tissues, or from other causes. *L. Edema*, infiltration of a fluid or semi-fluid into the submucous connective tissue of the larynx. It is usually associated with some disease or injury of the larynx, and occurs mainly between the eighteenth and thirty-fifth years. It is characterized by dyspnea and dysphagia. *L. Epilepsy*, a peculiar neurosis of the larynx characterized by a sense of suffocation during sleep. There is no discoverable lesion. *L. Mirror*, a small circular, silvered-glass mirror used in laryngoscopy. *L. Nerve*. See *Nerves*, *Table of*. *L. Paralysis*, a loss of power of some or of all of the muscles of the larynx. *L. Pouch*. See *Pouch*. *L. Reflex*. See *Reflexes*, *Table of*. *L. Spaces*, the upper, middle, and lower parts into which the larynx may be conveniently divided. *L. Vertigo*. See *Vertigo* and *L. Epilepsy*.

**Laryngectomy** (*lar'-in-jek'-to-me*) [*ῥάρυγξ*, larynx; *ἐκτομή*, a cutting out]. An operation for the extirpation of the larynx.


**Laryngemphraxis** (*lar'-in-jem-fraks'-is*) [*ῥάρυγξ*, larynx; *ἐμφραξις*, stoppage]. Closure or obstruction of the larynx.

**Laryngismal** (*lar'-in-jiz'-mal*) [*ῥαρυγίζεω*, to vociferate]. Relating to laryngismus.

**Laryngismus** (*lar'-in-jiz'-mus*) [*ῥαρυγίζεω*, to vociferate]. A term loosely applied to various spasmodic affections of the larynx, such as epileptic spasm. See *Laryngeal Epilepsy*. *L. paralyticus*, a paralysis of the recurrent laryngeal nerve in horses, producing the affection called "roaring." *L. stridulus*, laryngospasm; spasmodic croup; spasm of the glottis. A spasmodic affection of the larynx, mainly confined to the early period of childhood. There is a sudden arrest of respiration, with increasing cyanosis, followed by long, loud crowing inspirations. This affection occurs in rachitic children and especially in such as are of the neurotic tendency. The attack may be severe enough to terminate life.

**Laryngophantom** (*lar-in-go-fan'-tum*) [λάρυγξ, larynx ;

**L., Complete**, incision of the larynx through its whole length. **L., Median**, incision into the larynx through the thyroid cartilage. **L., Subhyoid**, incision into the larynx through the thyro-hyoid membrane. **L., Superior**, and **L., Thyro-hyoid**, incision into the larynx through the thyro-hyoid membrane.



## LARYNGOSCOPIC MIRRORS.

*a* Small. *b*. Large.



**Laryngo-tracheal** (*lar-in'-go-tra'-ke-al*) [λάρυγξ, larynx; *τραχεία*, the windpipe]. Pertaining conjointly to the larynx and the trachea.

**Laryngotracheitis** (*lar-in-go-tra-ke-it'-tis*) [λάρυγξ, larynx; *τραχειν*, windpipe; *ιτις*, inflammation]. Inflammation of the larynx and the trachea.

**Laryngotracheopyra** (*lar-in-go-tra-ke-op'-ir-ah*). Synonym of *Croup*.

**Laryngotracheotomy** (*lar-in-go-tra-ke-ot'-o-me*) [λάρυγξ, larynx; *τραχεία*, windpipe; *τομή*, cutting]. That form of the operation of tracheotomy in which the cricoid cartilage, and one or more of the upper rings of the trachea are divided.

**Laryngo-typhoid** (*lar-in'-go-ti'-foid*), **Laryngotyphus** (*lar-in'-go-ti'-fus*) [λάρυγξ, larynx; *τύφος*, smoke]. Typhoid fever associated with marked laryngeal complications.

**Larynx** (*lar'-inks*) [λάρυγξ, larynx]. The upper part of the air-passage between the trachea and the base of the tongue. It comprises three single cartilages, the

cies of which have been employed in medicine. **L. latifolium**, or laserwort, is tonic and stimulant; its root abounds in a cathartic gum-resin. Unof.

**Lash** [ME., *lashe*, the flexible end of a whip]. An eye-lash.

**Lassaigne's Test**. See *Semen* and *Tests*, *Table of*.

**Lassar's Paste**. A paste used in the treatment of erythema intertrigo. It consists of salicylic acid 30 grains, oxid of zinc and powdered starch each 6 drams, vaselin 2 ounces. This is spread over the involved area. It is curative and affords protection from discharges.

**Lassitude** (*las'-it-ūd*) [*lassitudo*; *lassus*, tired]. A state of exhaustion or weakness, arising from causes other than fatigue.

**Lasso-cell**. One of the peculiar filiferous cell-like structures of celenterates, having the power of throwing out with great rapidity the contained thread, which produces a stinging sensation when brought in contact with the skin; a netting cell; an urticating organ.

**Lata**, or **Latah** (*la'-tah*) [Jav.]. An hysterical neurosis locally prevalent in Java, nearly identical with the disorder of the jumpers in Maine and Canada, and with the myriachit of Siberia. The will and the motor centers appear to lack coordination, and the patient becomes to some extent obedient to the will of others, in spite of his own volitions. See *Palms* and *Chorea*, *Automatic*.

**Latebra** (*lat'-eb-rah*) [*latebra*, a hiding-place; *pl.*, *Latebræ*]. In biology, the central space of the food-yolk of a meroblastic ovum.

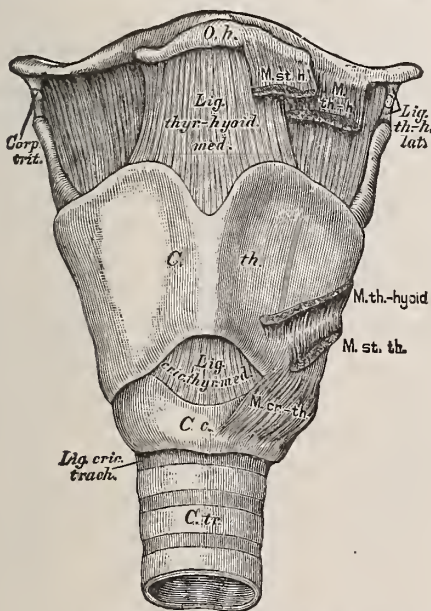
**Latebricole** (*lat'-eb'-rik-ol*) [*latebra*, a hiding-place; *colere*, to dwell]. In biology, inhabiting a hiding-place, as certain spiders, crabs, etc.

**Latency** (*la'-ten-se*) [*latere*, to be hid]. The condition of being latent or concealed.

**Latent** (*la'-tent*) [*latere*, to be hid]. Concealed. Not manifest. In physics, applied to heat that apparently disappears when a liquid is vaporized or a solid melted. **L. Period**, the time required for the incubation of a disease. **L. Squint**. See *Insufficiency*.

**Lateral** (*lat'-er-ad*) [*latus*, the side; *ad*, to]. Toward the lateral aspect.

**Lateral** (*lat'-er-al*) [*lateralis*, belonging to the side]. At, belonging to, or pertaining to the side. Situated on either side of the median vertical plane. See *Position and Direction*, *Table of*. **L. Column**, that column of the spinal cord between the ventral and dorso-lateral fissures. **L. Ginglymus**, an articulation in which a pivot turns within a ring or a ring around a pivot. **L. Laparo-nephrectomy**, Langenbuch's operation. See *Operations*, *Table of*. **L. Line**, in biology, a very delicate organ of sense, usually tubular, that runs along each side of almost all fishes. According to M. de Sède, it is sensitive to the faintest movements of the water, giving the fish continual information as to the state of the medium in which it lives. **L. Operation**, that form of operation in lithotomy in which the opening is made on the right or left side of the perineum. **L. Organs**. See *Organs*. **L. Plates**, the part of the mesoblast lying external to the provertebræ. **L. Sclerosis**, **Amyotrophic**, a disease of the lateral columns and anterior gray matter of the cord. It is characterized by motor weakness and a spastic condition of the limbs, associated with atrophy of the muscles and final involvement of the nuclei in the medulla oblongata. The cause is unknown, and death may result in from two to three years. **L. Sclerosis**, **Primary**, **Spasmodic** *Tabes dorsalis*; **Spasmodic Spinal Paralysis**; **Spastic Paraplegia**; a sclerotic disease of the crossed pyramidal tracts of the cord characterized by paralysis of the limbs, with rigidity, increased



LARYNX, FRONT VIEW, SHOWING THE LIGAMENTS AND INSERTION OF MUSCLES.

O. h. Os hyoides. C. th. Thyroid cartilage. Corp. trit. Corpus triticeum, or lesser cornu of the hyoid bone. C. c. Cricoid cartilage. C. tr. Tracheal cartilage. Lig. thyro-hyoid med. Middle thyro-hyoid ligament. Lig. thy-h. lat. Lateral thyro-hyoid ligament. Lig. cric-thyr. med. Middle crico-thyroid ligament. Lig. cric-trach. Cricotracheal ligament. M. st. h. Sternohyoid muscle. M. th. h. Thyrohyoid muscle. M. cr. th. Cricothyroid muscle.

thyroid, the cricoid, and the epiglottis, and three pairs of cartilages, the arytenoids and those of Santorini and Wrisberg. It is lined by an extremely sensitive mucosa, which is thrown into two transverse, lipped folds that constitute the vocal bands.

**Lascivious** (*las-iv'-e-us*) [*lascivia*, wantonness]. Libidinous. Wanton. Having an unlawful desire.

**Laser** (*la'-ser*) [L.]. 1. A gum-resin highly prized by the ancients; probably the same as *Asaduleis*, q. v. 2. The resin of *Laserpitium latifolium*. Unof.

**Laser**, **Bacillus of**. See *Bacteria*, *Synonymatic Table of*.

**Laserpitium** (*las-er-pish'-e-um*) [L.]. A genus of resinous and umbelliferous old-world herbs, various spe-

- tendon-reflexes, and absence of sensory and nutritive disorders. A peculiar characteristic jerking gait is produced, and clonus of the limb may be readily excited. Males are most frequently affected, and the disease occurs usually between the ages of twenty and fifty. Syphilis, exposure, and traumatism are mentioned as causes. The duration is long. **L. Sclerosis**, **Secondary**, the descending degeneration that takes place in the lateral columns of the spinal cord after and below lesions of the cerebro-spinal axis. **L. Sinuses**, the two veins of the dura mater situated in the attached margin of the tentorium cerebelli. **L. Ventricles**. See *Ventricle*.
- Laterality** (*lat'er-al'-it-e*) [*lateralis*, belonging to the side]. Excessive development on one side.
- Lateralization** (*lat'er-al-iz'-shun*) [*lateralis*, lateral]. The localization of a disease upon one or the other side of the body.
- Lateralized** (*lat'er-al-izd*) [*lateralis*, lateral]. Localized on one side; directed to one side.
- Lateren** (*lat'er-en*) [*latus*, side]. Belonging to the lateral aspect in itself.
- Latericious, Lateritious** (*lat'er-ish'-us*) [*lateritius*; *later*, brick]. Pertaining to an urinary sediment resembling brick-dust.
- Latericorn** (*lat'er-ik-orn*) [*latus*, side; *cornu*, horn]. In biology, one of the lateral pieces of the bill-sheath of certain birds.
- Latericumbent** (*lat'er-ik-um'-bent*) [*latus*, side; *cumbere*, to lie]. Lying on the side.
- Lateriflection, Lateriflexion** (*lat'er-if-lek'-shun*). See *Lateroflection*.
- Laterifolius** (*lat'er-if-o'-le-us*) [*latus*, side; *folium*, a leaf]. In biology, growing alongside of a leaf.
- Laterigrade** (*lat'er-ig-rād*) [*latus*, side; *gradus*, step]. Progressing sideways.
- Laterinerved** (*lat'er-in-er-ud*) [*latus*, side; *nervus*, nerve]. In biology, applied to such leaves as have lateral nerves.
- Laterirectus** (*lat'er-ir-ek'-tus*) [*latus*, side; *rectus*, straight]. The rectus capitis lateralis muscle. See *Muscles*, *Table of*.
- Lateriversion** (*lat'er-iv-er'-shun*). See *Lateroversion*.
- Latero-abdominal** (*lat'er-o-ab-dom'-in-al*) [*latus*, side; *abdominalis*, pertaining to the abdomen]. Pertaining both to the side and the abdomen. **L. Posture**, Sims' posture. See *Postures*, *Table of*.
- Laterocaudal** (*lat'er-o-kaw'-dal*) [*latus*, side; *cauda*, tail]. In biology, situated laterally and posteriorly.
- Latero-cervical** (*lat'er-o-ser'-vik-al*) [*lateralis*, lateral; *cervix*, the neck]. At or about the side of the neck.
- Laterodorsal** (*lat'er-o-dor'-sal*) [*latus*, side; *dorsum*, back]. In biology, placed at one side of the upper surface.
- Lateroflection, or Lateroflexion** (*lat'er-o-flek'-shun*) [*lateralis*, lateral; *flectere*, to bend]. Flexion or bending to one side.
- Lateromarginal** (*lat'er-o-mar'-jin-al*) [*latus*, side; *margo*, edge]. Placed on the lateral edge.
- Lateronuchal** (*lat'er-o-nu'-kal*) [*latus*, side; *nucha*, nape]. Situated at the side of the nape of the neck.
- Lateropulsion** (*lat'er-o-pul'-shun*) [*lateralis*, lateral; *pellere*, to drive]. An involuntary motion or bearing to one side; a symptom in certain central neuroses.
- Lateroretroversion** (*lat'er-o-re-tro-ver'-shun*) [*lateralis*, lateral; *retro*, backward; *vertere*, to turn]. Retroversion (of the uterus), with deviation to one side.
- Laterostigmatal** (*lat'er-o-stig'-mat-al*) [*latus*, side; *stigma*, a mark]. In entomology, located on the side of the body above the stigmata.
- Lateroversion** (*lat'er-o-ver'-shun*) [*latus*, side; *vertere*, to turn]. A term applied to the deviation of the uterus from the central position. It may be quite consistent with health and require no treatment.
- Latex** (*la'-teks*) [L., liquid; *pl.*, *Latices*]. The sap or the juice of the tubes or vessels of plants. **L.-cells**, cells giving rise to latex or milky juice.
- Latham's Theory**. A theory as to the constitution of the proteid molecule; it claims that the living proteid is composed of a chain of cyanalcohols, or cyanhydrins, as they are sometimes termed, united to a benzene nucleus.
- Lathyrin** (*lath'-ir-in*) [*λάρυρις*, pulse]. A bitter extractive of lathyrus.
- Lathyrism** (*lath'-ir-izm*) [*λάρυρις*, pulse]. Lupinosis; an affection, observed only in males, produced by the use of meal from varieties of vetches, chiefly the *Lathyrus sativus* and *L. cicera*. The grain is popularly known as the chick-pea. It gives rise to a form of spastic paraplegia, with tremor, involving chiefly the legs, and this may proceed to complete paraplegia. There is exaggeration of the knee-jerk and ankle-clonus. The arms are rarely, if ever, affected. It appears to be a slow sclerosis induced by this toxic agent.
- Lathyrus** (*lath'-ir-us*) [*λάρυρις*, pulse]. A genus of leguminous plants. **L. cicera**, a species of vetch, commonly known as "chick-pea." **L. sativus**. See *Lathyrism*.
- Latibulum** (*la-tib'-u-lum*) [L., *latere*, to lie hid]. A lurking-place for disease, infection, or poison.
- Laticiferous** (*lat-is-if'-er-us*) [*latex*, liquid; *ferre*, to bear]. In biology, producing or containing latex, or milky juice.
- Laticostate** (*lat-ik-os'-tāt*) [*latus*, broad; *costa*, rib]. Having broad ribs.
- Latifia** (*la-tif-el'-ah*) [Cf. *Ratifia*]. An alcoholic liqueur, or aromatic cordial, with tonic drugs, as gentian, cherry-bark, quassia, and rhubarb; it is called also Dutch bitters.
- Latifoliate** (*lat-if-o'-le-āt*) [*latus*, broad; *folium*, a leaf]. Broad-leaved.
- Latipennate** (*lat-ip-en'-āt*) [*latus*, broad; *pennatus*, winged]. In biology, broad-winged.
- Latipennine** (*lat-ip-en'-in*). Same as *Latipennate*.
- Latissimus** (*lat-is'-im-us*) [superl. of *latus*, wide]. An adjective signifying widest. It is used as descriptive of certain muscles. **L. colli**. See *Muscles* (*Platysma myoides*), *Table of*. **L. dorsii**. See *Muscles*, *Table of*.
- Latrine** (*la-trēn'*) [Fr.]. A water-closet or privy, especially one in a public place or institution.
- Lattice-work of the Thalamus**. The formatio reticularis, *q. v.*
- Latus** (*la'-tus*) [L.]. Broad. **L. ani**, synonym of *Levator ani*. See *Muscles*, *Table of*.
- Laudable** (*law'-da-bl*) [*laudabilis*, or *laudandum*, praiseworthy]. Formerly, indicative of a healthy or improving condition; characterizing an active inflammation, as *laudable pus*. (Obs.).
- Laudanin** (*law'-dan-in*) [*λάδανον*, a gum],  $C_{20}H_{25}NO_4$ . One of the alkaloids of opium. It is soluble in chloroform and in alkaline solutions.
- Laudanosin** (*law'-dan'-o-sin*) [*λάδανον*, a gum],  $C_{21}H_{27}NO_4$ . A crystallizable alkaloid of opium.
- Laudanum** (*lod'-an-um*) [derivation undetermined; by some derived from *laudatum medicamentum*, the praiseworthy drug; by others from *laude dignum*, worthy of praise; by others, again, from *Ladanum*]. Tinctura opii. See *Opium*. **L., Liquid**. Synonym of *Vinum opii*. See *Opium*. **L., Rousseau's**, a preparation used in Belgium, France, and Mexico, consisting of opium, honey, beer-yeast, water, and alcohol. **L.,**



**Sydenham's.** Synonym of *Vinum opii*. **L., Warner's,** an ammoniated tincture of opium. Unof.

**Laugh** (*lahf*) [ME., *laughen*, to laugh]. 1. To make an audible expression of mirth. 2. The audible expression of mirth. **L., Canine, L., Sardonic.** Synonyms of *Risus sardonius*, *q. v.*

**Laughing, or Laughter** (*lahf'-ing, lahf'-ter*) [ME., *laughen*, to laugh]. A succession of rhythmic, spasmodic expirations with open glottis and vibration of the vocal bands. **L. Gas,** nitrous oxid, or protoxid of nitrogen. See *Nitrous Oxid* and *Anesthetics*. **L. Muscle,** the risorius. See *Muscles*, *Table of*.

**Laugier's Hernia.** See *Hernia* and *Diseases*, *Table of*.

**Laumonier's Ganglion.** The superior carotid ganglion.

**Laurel** (*law'-rel, lor'-el*) [*laurus*]. See *Cherry-laurel*, *California Laurel*, *Great Laurel*, *Kalmia*, *Laurus*. **L.-water,** aqua laurocerasi. See *Cherry-laurel*.

**Laurer, Canal of.** See *Canal*.

**Laurin** (*law'-rin*) [*laurus*, laurel],  $C_{22}H_{30}O_3$ . A fatty, crystallizable substance obtainable from the berries of the European laurel, *Laurus nobilis*.

**Lauro-cerasus** (*law-ro-ser'-as-us*) [*laurus*, laurel; *cerasus*, cherry-tree]. See *Cherry-laurel*. **Lauro-cerasi folia,** the leaves of the European cherry-laurel.

**Laurus** (*law'-rus*) [L.]. A genus of old-world trees and shrubs; the true laurels. Formerly the plants that produce benzoin, camphor, cassia, cinnamon, etc., were assigned to this genus, but at present it is much restricted by botanists. **L. nobilis,** the noble laurel, is indigenous in the south of Europe. Its fragrant oils (one essential, from the leaves, and the other fixed, from the berries) are chiefly used in liniments. Unof.

**Lauryl** (*law'-ril*) [*laurus*, laurel],  $C_{12}H_{25}$ . A univalent radicle, the hydrid of which is dodecane.

**Laurylene** (*law'-ril-ēn*) [*laurus*, laurel],  $C_{12}H_{24}$ . A liquid with a high boiling-point, found in certain mineral oils.

**Lauth's Ligament.** See *Ligament*. **L.'s Violet.** See *Pigments*, *Conspectus of*.

**Lava** (*lah'-vah*) [L., a flood or torrent]. The molten ejecta of a volcano.

**Lavage** (*lav-ahsh'*) [Fr.]. Irrigation or washing out of an organ, such as the stomach, the bowel, etc.

**Lavamentum** (*lav-am-en'-tum*) [*lavare*, to wash]. An injection.

**Lavandula** (*lav-an'-du-lah*). See *Lavender*.

**Lavater, Angle of.** See *Angle*.

**Lavatera** (*lav-at-e'-rah*) [after the two *Lavaters*, physicians of Zurich]. A genus of malvaceous trees, shrubs, and herbs, natives of the old world. **L. thuringiaca, L. triloba,** and others abound in mucilage, and are used as demulcent remedies. Unof.

**Lavation** (*lav-a'-shun*) [*lavatio*, from *lavere*, to wash]. Lavage. **L. of the Blood,** intravenous injection of water.

**Lavatory** (*lav'-at-or-e*) [*lavatorium*, a place for bathing]. A wash or lotion for a diseased part.

**Lave** (*lāv*) [*lavare*, to wash]. To wash; bathe.

**Lavel** (*la'-vel*) [Prov. Eng.]. A local name for the epiglottis.

**Lavement** (*lāv'-ment*) [*lavare*, to wash]. 1. A wash; the act of washing. 2. A clyster or enema.

**Lavender** (*lav'-en-der*) [*lavare*, to wash]. The flowers of *Lavandula vera*, having properties due to a volatile oil. It is aromatic, stimulant, and carminative, but is used mainly as a flavor and as an adjuvant to other medicines. **Lavandulæ, Ol.,** the volatile oil distilled from the whole herb. Dose  $\text{m}-\text{v}$ . **L., Ol., Florum,** the oil distilled from the fresh flowers; preferable to the preceding. Dose  $\text{m}-\text{v}$ . A constituent of *Spt. odoratus*. **L., Spirit of,** 5 parts of the oil

in 95 of alcohol; a perfume. Dose  $\text{3 ss}-\text{j}$ . **L., Tinct., Comp.,** oil of lavender 8, oil of rosemary 2, cinnamon 18, cloves 4, nutmeg 10, red saunders 8, alcohol 680, water 270, dilute alcohol to make 1000. Dose  $\text{3 ss}-\text{ij}$ . A constituent of Fowler's solution. To the labiate genus *Lavandula* also belong *L. spica*, or broad lavender (which furnishes the oil of spike), and other medicinal species.

**Laveran's Corpuscles, or Plasmodia.** The *Plasmodia malariae*, first described by Laveran as *Oscillaria malariae*. See *Parasites (Animal)*, *Table of*, and *Plasmodium*.

**Laville's Liquid Mixture, or Antigout Remedy.** A mixture used in acute rheumatism. It is said to be a tincture of quinin and colocynthin, but very probably the active principle in it is colocynthin. See *Colocynthis*.

**Lavipedium** (*lav-ip-e'-de-um*) [*lavare*, to wash; *pes*, foot]. A foot-bath; a pediluvium.

**Law** (*law*) [ME., *lawe*, a law]. A generalized and epitomized statement of facts. A general rule, or constant mode of action of forces, or phenomena. A rule of action prescribed by authority. See *Jurisprudence*. **L. of Abridged Transmission,** the forms assumed by an individual in its ontogeny differ somewhat from the accepted ancestral type. **L. of Adaptation,** the law that a living organism, under whatever conditions, will mould itself into harmony with those conditions, and thus continue its existence, whether in a more perfect or less perfect form. **L., Angström's, of Absorption-spectra,** the "rays that a substance absorbs are precisely those that it emits when made self-luminous." **L., Ampère's.** See *Ampère*. **L. of Avogadro,** equal volumes of all gases and vapors, at like temperature and like pressure, contain an equal number of molecules. **L., Baer's,** the principle that the evolution of any animal form is determined, *first*, by increasing histologic and morphologic differentiation, and *secondly*, by transition from a more general to a more specific type. **L., Bell's,** the law that the ventral roots of the spinal nerves are motor, and the dorsal sensory. See also *Wallerian Degeneration*. **L., Berthollet's,** when two salts in solution can by double decomposition produce a salt less soluble than either, this salt will be produced. **L., Boudin's,** that antagonism exists between tuberculosis and malaria. **L., Boyle's,** at any given temperature the volume of a given mass of gas varies inversely to the pressure that it bears. This is also called *Mariotte's Law*. **L., Brewster's,** the angle of polarization of a body is equal to that angle of incidence at which the reflected rays are at right angles to those refracted. **L., Charles's,** equal increments of temperature add equal amounts to the product of the volume and pressure of a given mass of gas. The increase is  $\frac{1}{273}$  of its volume measured at  $-273^{\circ}\text{C}$ , which is the zero of absolute temperature. **L., Colles',** a child born of a mother who is without obvious venereal symptoms, and which, without being exposed to any infection subsequent to its birth, presents symptoms of syphilis when a few weeks old, can infect the most healthy nurse, whether she suckle it or merely handle and dress it, while it will not infect its own mother, even though she suckle it while it has venereal ulcers of the lips and tongue. **L. of Contemporaneous Transmission,** changes in an individual appear at the same time as they appeared in its ancestor. **L., Coulomb's,** the force of attraction or repulsion between two charges of electricity is proportional to the quantity of electricity acting, and inversely proportional to the square of the distance between them. **L., Dalton's,** or **L., Dalton-Henry's,** although the volume of a gas

absorbed by a liquid remains constant, the weight (volume multiplied by the density) of the absorbed gas rises and falls in proportion to its pressure. **L. of Definite Proportions**, when two or more chemic substances unite to form a compound, they do so in a fixed and constant proportion. **L., Delbœuf's**, a congenital variation of a number of individuals in a species, if not advantageous or injurious, and if not balanced by reversion, will produce a variety, the proportion of which to the whole species tends to reach equality. **L. of Diffusion of Gases through Membranes**. See **L., Graham's**. **L. Donders'**. See **L., Listing's**. **L., Dulong and Petit's**, the products of the specific heat of elements in the solid state multiplied by their atomic weights are (approximately) the same; *i. e.*, the atomic heat of elements is (nearly) a constant. **L. of Electrotonus**, in anelectrotonus the excitability and rate of nervous conduction are diminished, while the electromotive power is increased; whereas in kathelectrotonus, the excitability and rate of nervous conduction are increased, while the electromotive power is diminished. (Rutherford.) **L. of Eccentric Sensations**, that wherever excitation occurs, whether in the nerve-cells themselves or anywhere in the course of the nerves leading to the cells, consciousness always refers the sensation to the presence of some external cause of excitement, *i. e.*, the power of conception always projects every sensation that reaches the consciousness outward, that is, to where the cause of the excitement is normal. (Rosenthal.) **L., Faraday's**: 1. The quantity of an electrolyte decomposed in a given time is proportional to the strength of the current acting upon it. 2. The quantities of the substances decomposed are proportional to their chemic equivalents. 3. The electrolyte must be a conductor. 4. The strength of the electrolytic force is the same in all parts of the electrolyte. **L., Fechner's**, the more expanded and accurate statement of *Weber's Law* as to the relation between the intensity of stimuli and the changes in the resulting sensations, a constant ratio existing between the strength of the stimulus and the intensity of the sensation. With increase of the stimulus the sensation increases only as the logarithm of the stimulus. As there is a lower limit (*threshold*) or liminal intensity of excitation, so there is an upper or maximal height of sensibility. Between the two is the *Range of Sensibility*. **L., Fleischl's, of Contraction**, that the excitability of a nerve varies at different points in its course. **L. of Functional Substitution**. See **L., Vulpian's**. **L., Gay-Lussac's**. See **L., Charles's**. **L., Goodell's, Rule of Ready Practice**: "when the cervix uteri is as hard as one's nose, pregnancy does not exist; when it is as soft as one's lips, pregnancy is probable." **L., Graham's**, the rate of diffusion of gases through porous membranes is in inverse ratio to the square-root of their density. **L., Gudden's**, lesions of the cortex do not give rise to lesions of the nerves of the periphery. **L., Hæckel's Fundamental Biologic**, the principle that every organism, in its ontogeny, goes through a series of stages, each of which represents a stage in the evolution of that class of organisms to which it belongs; heredity influencing or securing its palingeny, and the environment causing its kenogeny; in other words, "that the ontogeny is a short repetition of the phylogeny." **L., Henry's**. See **L., Dalton's**. **L., Hilton's**, that a nerve-trunk supplying a given joint also supplies the muscles moving that joint and the skin over the insertion of those muscles. **L. of Homotopic Transmission**, variations or acquired characters appear in the parts of an individual as in those of its pro-

genitor. **L., Hook and Gravesande's, of Elasticity**, that the tension is directly proportionate to the length of the body extended, and to the amount of the extending weights, and that it is also inversely proportionate to the diameter of the extended body. **L., Huxley's**, the physical differences between man and the higher apes are less marked than those between the higher and the lower apes. **L., Joule's**, the heating-power of a current is proportional to the product of the resistance, the square of the current-strength, and the time the current flows. **L., Kirchhoff's**, in electricity: 1. The sum of all the positive currents is equal to the sum of all the negative currents, and, hence, if we add these, the result is zero. 2. The sum of all the electromotive forces in any circuit is equal to the sum of all the products obtained by multiplying the separate currents by the resistances through which they are flowing. 3. In optics, the law that a transparent body absorbs from a beam of light passing through it those rays which it emits in the incandescent state. See **L., Angström's**. **L., Kofacker-Sadler's**, a law as to the cause of the difference of sex. From a study of 80,000 cases these observers conclude that if the husband is younger than the wife there are as many boys as girls; if both are of the same age there are 1029 boys to 1000 girls; if the husband is older, 1057 boys to 1000 girls. **L., Kopp's (of boiling-points)**, the addition of  $\text{CH}_2$  to members of certain homologous series of chemic compounds raises the boiling-point about  $19.5^\circ \text{C}$ . **L., Lenz's**, the law in electro-magnetic induction that the direction of induced currents is such that their reaction arrests the motion that produces them. **L., Levert's**, that in placenta prævia there is a marginal insertion of the cord. **L., Listing's**, pertains to the movements of the eye-ball: when moved from the position of rest, the angle of rotation in the second position is the same as if the eye were turned about a fixed axis perpendicular to the first and second positions of the visual line. **L., Louis'**, in adults the lungs usually contain tubercle when it is present elsewhere in the body. **L., Magnus's**, in thermo-electricity, the law that "in circuits of the same metal throughout, no electromotive force is produced by variation in temperature or of section of the conductor at different parts of the circuit." **L., Malaguti's**, when two salts are mixed in solution double decomposition occurs and four salts are formed (metathesis), the proportions of each depending on the strength of union of the respective basic and acid radicles. **L., Mariotte's**, the law of physics that the volume of a gas varies inversely as the pressure to which it is subjected. See **L., Boyle's**. **L. of Molecular Weights**, the molecular weight of an element is twice its atomic weight (with the exception of Hg and Cd); the molecular weight of a compound is equal to half the sum of the atomic weights of its elements. **L. of Multiple Proportions**, that two substances uniting to form a series of chemic compounds, do so in proportions that are simple multiples of one another or of one common proportion. **L., Newton's**, the unit force is that force which, acting for unit time on the unit mass, produces unit velocity. **L., Ohm's**, the law that the current-strength varies directly as the electromotive force, and inversely as the resistance. It is usually expressed by the formula  $C = \frac{E}{R + \gamma}$ , in which C is the current in amperes; E, the electromotive force in volts; R, the resistance of the external, and  $\gamma$ , that of the internal part of the circuit, in ohms. **L. of Organic Balance**, excessive development of one part of an organism is counterbalanced by deficient growth of another part. **L., Pflüger's**, "a given tract of nerve is stimulated by



the appearance of kathelectrotonus and the disappearance of anelectrotonus—not, however, by the disappearance of kathelectrotonus, or by the appearance of anelectrotonus.” **L. of Progress**, the law of progressive increase in the perfection of organisms in the successive periods of the earth's history. **L., Psycho-physical**. See *L., Fechner's*. **L. of Reciprocal Proportions**, two elements combining with a third do so in proportions that are simple multiples or simple fractions of those in which they combine with each other. **L. of Refraction**, that rays of light entering a denser medium are deflected toward a perpendicular drawn through the point of incidence, and those entering a rarer medium are deflected away from the same perpendicular. **L., Ritter's or Ritter-Valli's**, if a nerve be separated from its center, or if the center die, the excitability of the nerve is *increased*; the increase of excitability begins at the central end, and travels towards the periphery; the excitability then *falls* until it disappears entirely. **L. of Sexual Transmission**, a parent transmits characteristics to children of his or her sex not transmitted to the opposite sex. **L., Stokes'**: 1. See *L., Angström's*. 2. Every muscle in relationship with an inflamed mucous or serous surface becomes paralyzed. **L., Tait's**, in every disease of the abdomen or pelvis in which the health is destroyed or life is threatened, and in which the condition is evidently not due to malignant disease, an exploration of the cavity by celiotomy should be made. **L., Toynbee's**, a law concerning intra-cranial disease secondary to otitis. It is that the cerebellum and lateral sinus suffer from disease of the mastoid, while the cerebrum is endangered by caries of the tympanic roof. **L., Valli-Ritter's**. See *L., Ritter-Valli's*. **L., Van der Kolk's**, the sensory fibers of a mixed nerve are distributed to parts that are moved by muscles that receive the motor fibers of the same nerve. Thus, in nerve-lesions the chief sensory symptoms are always peripheral or distal from the chief motor symptoms. **L., Volta's, of Tension**, the contact of two different substances produces an electromotive force equal to the algebraic difference of their electric condition, which difference is constant for the same substances. **L., Vulpian's**, the functions of a destroyed portion of an animal's brain are assumed by the remaining portion. **L., Wallerian, of Degeneration**; from experiments Waller showed that the trophic centers of the ventral roots of spinal nerves lie in the multipolar nerve-cells of the ventral horns of gray matter, while those of the dorsal roots lie in the ganglia placed upon them. Generalized, the law predicates that the course of the impulses in a nerve may be ascertained by tracing the course of the subsequent degeneration. **L., Weber's**, the principle that that variation of stimulus that causes the smallest appreciable variation in sensation maintains, approximately, a fixed ratio to the total stimulus. See also *L., Fechner's*.

**Lawn-tennis Arm**. Displacement of the tendon, or body (or both) of the pronator radii teres. Common in lawn-tennis players. **L.-t. Knee**. See *Knee*. **L.-t. Leg**, tendinous, fascial, or muscular rupture in the calf or sura.

**Lawsonia** (*law-so'-ne-ah*). See *Henna*.

**Lax** (*laks*) [*laxus*, loose]. Loose; not tense.

**Laxarthrus** (*laks-ar'-thrus*) [*laxus*, loose; ἄρθρον, joint]. Luxation of a joint.

**Laxative** (*laks'-at-iv*) [*laxativus*; *laxare*, to loosen]. 1. Aperient; mildly cathartic. 2. An agent that loosens the bowels; a mild purgative.

**Laxator** (*laks-at'-tor*) [*laxare*, to loosen]. That which

loosens or relaxes. A name applied to various muscles. **L. tympani**. See *Muscles, Table of*.

**Laxitas** (*laks'-it-as*) [*L.*]. Looseness. **L. alvi**, diarrhea. **L. gingivarum**, spongy gums. **L. intestinorum**, diarrhea. **L. ventriculi**, atony of the stomach.

**Laxity** (*laks'-it-e*) [*laxitas*, looseness]. Lack or loss of tone or tension; a relaxed, loose, or spongy state of a tissue.

**Layer** (*la'-er*) [*ME., leyer*, a layer]. A mass of uniform, or nearly uniform, thickness, spread over or covering a considerable area. **L., Bacillar** (*of the retina*), the layer of rods and cones of the retina. **L., Basement**, basement membrane, *q. v.* **L., Bowman's**. See *Lamina, Bowman's*. **L., Fibrous** (*of the pericardium*), the outer layer of the pericardium, continuous above with the deep cervical fascia. **L., Fundamental**, one of the three layers of the blastoderm, *q. v.* **L., Ganglionic**, a layer of angular cells of the cerebral cortex, best developed in the motor area. **L., Germinal**. See *L., Fundamental*. **L., Henle's**, the outer layer of the inner root-sheath of the hair. **L., Huxley's**, the inner layer of the inner root-sheath of the hair. **L., Horny** (*of the epiderm*), the superficial layer of the skin. **L., Inner Molecular**, one of the layers of the retina. **L., Latticed**, the formatio reticularis, *q. v.* **L., Malpighian**, the rete mucosum of the skin. **L., Ollier's**. See *L., Osteogenetic*. **L., Osteogenetic**, the lower layer of periosteum, connected with the formation of bone. **L., Papillary** (*of the skin*), the upper layer of the true skin, having papillary projections fitting into the epidermis. **L., Pigmentary** (*of the retina*), the innermost layer of cells of the retina extending also to the choroid, ciliary body, and iris. **L., Primitive**, or *Primordial*, the layers of the blastoderm; by some applied to epiblast, hypoblast, and mesoblast; by others to the first two only. **L. of Rods and Cones**. See *L., Bacillar*, and *Retina*. **L., Serous**, the ental layer of serous membranes, consisting of endothelium.

**Layering** (*la'-er-ing*) [*ME., leyer*, a layer]. The propagation of plants by layers.

**Layette** (*lay-ell'*) [*Fr.*]. The full outfit of garments, bedding, etc., for a new-born child.

**Layman** (*la'-man*) [*D., leeman*, a layman]. A member of the laity.

**Lazar** (*la'-zar*) [from *Lazarus*, a Biblical name]. An old name for a leper, or for any person having a repulsive disease.

**Lazaret Fever**. A synonym of *Typhus Fever*, *q. v.*

**Lazaretto** (*laz-ar-et'-o*) [*Ital.*, a pest-house]. A quarantine establishment. Also, a place for fumigation and disinfection.

**Lazari malum** (*laz'-ar-i ma'-lum*) [*L.*, “Lazarus' ill”]. Synonym of *Leprosy*.

**Lazulite** (*laz'-u-lit*) [*S., azul*, blue]. A mineral of a light-blue color, composed of the hydrous phosphate of aluminum, magnesium, and iron.

**Leaching** (*lech'-ing*) [*ME., leechen*, to wet]. In chemistry, removing by percolation.

**Lead** (*led*) [*ME., leed*, lead]. See *Plumbum*. **L., Black**. See *Graphite*. **L.-colic**. See *Colic*. **L.-encephalopathy**, a morbid condition of the brain due to chronic lead-poisoning. **L.-line**, blue line; the line of discoloration on the gums in cases of chronic lead-poisoning. **L.-pipe Contraction**, Weir Mitchell's term for the marked resistance encountered in attempting to flex the legs in cases of spastic paraplegia of infants, the resistance gradually yielding as the effort to flex is maintained; also the condition of the limbs in the cataleptic state in which they maintain any position that is given them. **L.-pipe Paralysis**. Same as

*L.-pipe Contraction*. **L.-poisoning**, plumbism; saturnism; painters' colic; lead-palsy; systemic poisoning. It is due to the introduction of lead into the system. The symptoms are disturbed nutrition, anemia, the gingival line, lead-colic, constipation, pains in the limbs, local muscular paralysis (wrist-drop) and wasting, saturnine encephalopathy, etc. The treatment consists in stopping ingress of lead to the system, its elimination by iodid of potassium, aperients, particularly the sulphates, etc. **L., Sugar of**. See *Plumbi acetat.* **L., Vinegar of**, liquor plumbi subacetatis, *q.v.* Also applied to alkaline solutions of basic lead salts. **L., White**, basic lead carbonate ( $\text{PbCO}_3$ ),  $\text{Pb}(\text{OH})_2$ . **L., Pattison's White**, the oxychlorid of lead; it is used as a paint.

**Leader** (*lef'-der*) [ME., *leder*, a leader]. A sinew or tendon; a main artery; a terminal shoot.

**Leaf** (*lef*) [ME., *leaf*, leaf; *ῥέος*, a scale]. In botany, an expanded plant-organ, produced laterally from the stem or branch, and, regarding only the way in which it originates, applied arbitrarily to the carpels, stamens, floral envelopes, cotyledons, and ordinary leaves. See *Folia*. **L.-cup**. See *Bearsfoot*. **L.-green**. See *Chlorophyl*.

**Leaflet** (*lef'-let*) [ME., *leaf*, a leaf]. A small leaf, or leaf-like organ or appendage.

**Lean** (*len*) [ME., *lene*, lean]. Scant of flesh; thin; spare. Free from fat. **L.-faced**, having a thin face.

**Leanness** (*len'-nes*) [ME., *lene*, lean]. A condition of having less than the usual amount of fat or flesh. It may be natural, or the result of disease.

**Leap** (*lep*) [ME., *lepen*, to spring]. To bound; to spring up.

**Leaping** (*lep'-ing*) [ME., *lepen*, to spring]. Springing; jumping. **L. Ague**, a synonym of *Dancing Mania*.

**Leash** (*lesh*) [ME., *leesshe*, a leash]. The network of branches into which a nerve-trunk or a vessel may be divided.

**Leather** (*leth'-er*) [ME., *lether*, leather]. A material manufactured from hides or skins by the process of tanning, which may be done by a number of methods. The following are the main varieties of leathers so produced: *Sole-leather*; this is the heaviest and firmest variety of leather produced. It is made from the heaviest and thickest hides, and is valued for its fine grain and toughness. It retains the whole thickness of the hide. *Upper and Harness Leathers*; these are made from lighter hides, and are tanned for strength and flexibility rather than for weight. The black color and finish are put on upper leather by coating it with a mixture of lamp-black, linseed oil, and fish-oil, to which tallow and wax and a little soap have been added. *Morocco Leather*; the true morocco leathers are manufactured from goat-skins. A cheaper grade, known as French morocco, is produced from sheep-skins. *Enamelled or Patent Leathers*; these are leathers finished with a water-proof and brightly varnished surface, similar to lacquered wood-work. Thin and split hide is used for these. *Russia Leather* is peculiar in its characteristic odor and its ability to withstand dampness, without any tendency to mold, both of which qualities it owes to the currying with the empyreumatic oil of birch-bark. *Chamois Leather* is a soft felt-like leather, originally prepared from the skin of the chamois-goat, but now made from other goat-skins and from the "flesh splits" of sheep-skins. *Crown Leather* is a variety intermediate between oil-tanned and tawed leather, being stronger than the first and more water-resistant than the latter. The leather readily becomes moldy, but seems to be strong and specially adapted for belting. *White-tanned or "Tawed" Leather*; skins to be tanned with the hair

on, as sheep-skin rugs, etc., as well as light calf-kid and glove-leather, are always alum-tanned. The glove-leather thus obtained has softness and considerable strength, but is not thoroughly water-resistant. *Parchment and Vellum*; the first of these is prepared from the skins of sheep and goats, and the second from the skins of calves. The skins are washed, limed, un-haired, and fleshed, and then stretched thoroughly. They are then again well-scraped and rubbed with pumice-stone, and allowed to dry on a frame in the shade, care being taken to avoid sunshine or frost. Very fine vellums are prepared with the finest pumice-stone. *Dégras*, a valuable side-product of the leather industry. It is essentially an emulsion of oxidized fish-oil, produced by soluble albuminoids. It is used largely for currying purposes. **L.-brown**. Same as *Phenylene-brown*. **L.-wood**. See *Dicca palustris*.

**Leathery** (*leth'-er-e*) [ME., *lether*, leather]. Resembling leather; applied to thickened arteries, to various tough tissues in the body, and to the liver, spleen, or lungs.

**Leaven** (*lev'-n*) [*levare*, to raise]. A name given to several species of ferments belonging to the class of *Saccharomyces*, of which the culture known as "sour dough" is a common example.

**Leban, Leben** (*leb'-an, leb'-en*) [Ar., *leban*]. A variety of fermented milk of the Arabs. It is made by adding some of the fermented milk of the previous day to the fresh milk as soon as it is brought in from the milking. It is a slightly acid fluid of the consistence of cream, with small, flaky curds, and with the taste of buttermilk. It is easily digested, and hence is suitable for invalids. It corresponds to the "*Matzoon*" of the Turks.

**Leber's Disease**. Congenital malformation of the optic nerve, with atrophy. Hereditary optic atrophy. See *Diseases, Table of*.

**Lecat's Gulf**. The dilated bulbous portion of the urethra.

**Lecheguana** (*la-cha-gwan'-ah*) [Port.]. A kind of poisonous honey collected in S. America from flowers of the genera *Paullinia* and *Serjania*. It produces hilarity, followed by heavy narcotic slumber, and later by melancholic depression. Unof.

**Lechopyra** (*lek-op'-ir-ah*) [*λεχώ*, a lying-in woman; *πῦρ*, fire, fever]. Puerperal fever.

**Lecithigenous** (*les-ith-i'-en-us*) [*λέκιθος*, yolk; *γεννᾶν*, to beget]. Producing lecithin.

**Lecithin** (*les'-ith-in*) [*λέκιθος*, yolk of egg],  $\text{C}_{44}\text{H}_{90}\text{NPO}_8$ . A complex nitrogenous fatty substance occurring widely spread throughout the animal body. It is found in the blood, bile, and serous fluids, as well as in the brain, nerves, yolk of egg, semen, pus, and white blood-corpuscles. It is a colorless, slightly crystalline substance, readily soluble in cold, and very much so in hot alcohol. It swells up in water, and throws out curling filamentous processes at the same time. It is easily decomposed. The *lecithins*, as a class, form a group of substances the type of which is normal lecithin.

**Lecithoid** (*les'-ith-oid*) [*λέκιθος*, yolk; *εἶδος*, like]. Resembling lecithin.

**Lecithophore** (*les'-ith-o-för*) [*λέκιθος*, yolk; *φορεῖν*, to bear]. A layer of cells in the ovum, constituting the floor of the segmentation-cavity.

**Lecithus** (*les'-ith-us*) [*λέκιθος*, yolk]. The egg-yolk.

**Lecithymen** (*les-ith-i'-men*) [*λέκιθος*, yolk; *μῆν*, membrane]. The vitelline membrane.

**Leclanché Cell**. See *Cell*.

**Leco** (*le'-ko*) [*ληκός*, penis]. The penis.

**Lectual** (*lek'-tu-al*) [L., *lectus*, a bed]. Pertaining to a bed or couch. **L. Disease**, a disease that confines one to bed.



**Lectulus** (*lek'-tu-lus*) [dim. of *lectus*, bed]. An old name for various forms of splints, cushions, and pads used in surgery; also, a bed or couch; a couch or mattress containing medicinal substances. **L. medicatus**, a dry fomentation.

**Ledon** (*le'-don*) [*λήδων*, cistus]. See *Ladanum*.

**Ledoyen's Disinfecting-fluid**. A solution of lead nitrate.

**Ledran's Suture**. See *Suture*.

**Ledum** (*le'-dum*) [*λήδων*, a species of cistus]. A genus of ericaceous shrubs. **L. palustre**, marsh-tea, the leaves of which have been used as a febrifuge and sedative, and in skin-diseases. **Unof**.

**Ledyson, Powder of**. A powder containing Armenian bole, with powdered charcoal, slaked lime, sal ammoniac, and powdered cinnamon.

**Leech** (*lēch*) [AS., *læce*, physician]. 1. *Hirudo medicinalis*, or other worm-shaped aquatic and blood-sucking animals employed in surgery. 2. Formerly a medical practitioner; a physician. 3. To extract blood by leeching. See *Hirudo*. **L., Artificial**, an apparatus for cupping. See *Heurteloup*. **L.-craft**, an archaic name for the art of healing. **L., Horse**. See *Horse-leech*. **L.-tube**, a glass tube in which a leech is placed so that its mouth will come in contact with the skin of the part over which the tube is placed.

**Leecher** (*lēch'-er*) [ME., *leeche*, a physician]. A person who applies leeches.

**Lees** (*lēz*) [AS., *les*, dregs]. The dregs or solid matter held in suspension by a liquid, that finally settles at the bottom of the vessel. Especially the sediment of vinous liquors. Also, a valuable side-product in the manufacture of wine. It is the deposit formed on the bottom of the casks, and consists of from 30 to 40 per cent. of vegetable matter, the remainder being tartrates, sulphates (in plastered wines), alumina, phosphoric acid, etc.

**Leeting** (*lēt'-ing*). The exudation on the surface of the skin in eczema.

**Le Fort's Operation**. See *Operations, Table of*.

**Left** [ME., *left*, left]. Sinistral; opposite of right.

The left-hand side. In man and other mammals, the side containing the larger part of the heart. **L.-brained**, having the speech-center in its normal situation, in the left third frontal, or subfrontal convolution. **L.-handed**, having more power and dexterity in the left than in the right hand. **L. Lateral Recumbent Position**. See *Postures, Table of*.

**Leg** [ME., *leg*, leg]. The lower extremity of man, especially that part from the knee to the ankle. An organ of locomotion in man and other animals. **L., Bandy**, bow-leg. **L., Barbadoes**, elephantiasis of the leg. **L., Black, of Canada**, a condition of purpura affecting the legs of Canadian lumbermen. **L., Cochin**. See *L., Barbadoes*. **L., Crossed**, a crossing of the axes of the legs. **L., Dentist's**, a painful cramp in the leg-muscles of dentists. **L., Dover's**, a term for hypochondriasis. **L.-ill**. See *Black Leg*. **L., Lawn-tennis**. See *Lawn-tennis Leg*. **L., Milk**, phlegmasia alba dolens. **L., Scissors**. See *L., Crossed*. **L., Weeping**, a leg the seat of eczema madidans. **L., White**. See *L., Milk*.

**Legal** (*le'-gal*) [*lex. legis*, law]. Pertaining to law. **L. Medicine**, medical jurisprudence.

**Legal's Disease**. Headache due to meningo-tympanic disease. See *Diseases, Table of*.

**Legitimacy** (*le-jit'-im-as-e*) [*legitimare*, to make lawful]. The condition of being within the bounds of the law. Also, the statutory recognition of a child born within wedlock, or within a period of time necessary to gestation, which may elapse after the death of the father.

**Legume** (*leg'-um* or *leg-ām'*) [*legere*, to gather (so-called because it may be gathered by the hand)]. In biology, the fruit of plants of the pea or pulse family, a pod splitting along both sutures, and formed from a simple pistil.

**Legumin** (*leg-u'-min*) [*legumen*, pulse]. A proteid compound in the seeds of many plants belonging to the natural order of leguminosae. Vegetable casein. See *Casein*.

**Leguminosae** (*leg-u-min-o'-se*) [*legumen*, pulse]. The pulse family; an important family of plants comprising the bean, the clover, the lentil, the pea. Licorice, indigo, gum arabic, senna, are also obtained from species of this family.

**Leguminous** (*leg-u'-min-us*) [*legumen*, pulse]. Pertaining to or resembling the *Leguminosae*.

**Leicester System**. A system of combating smallpox that consists in isolation, quarantine, and disinfection, without vaccination.

**Leiocephalous** (*li-o-sef'-al-us*) [*λεῖος*, smooth; *κεφαλή*, head]. Having a smooth head.

**Leioderma** (*li-o-der'-me-ah*) [*λεῖος*, smooth; *δέρμα*, skin]. A disease of the skin marked by abnormal glossiness, and by atrophy.

**Leiodermatous** (*li-o-der'-mat-us*) [*λεῖος*, smooth; *δέρμα*, skin]. Smooth-skinned.

**Leiomyoma** (*li-o-mi-o'-mah*) [*λεῖος*, smooth; *μῦς*, muscle; *ωμα*, a tumor: *pl., Leiomyomata*]. A tumor consisting largely of unstriped muscle-fibers.

**Leipilous** (*li-op'-il-us*) [*λεῖος*, smooth; *πίλος*, wool]. Same as *Leiocephalous*.

**Leipus** (*li'-o-fus*) [*λεῖος*, smooth; *πούς*, foot]. Synonym of *Talipes planum*, or flat-foot.

**Leiotrichous**, **Liotrichous** (*li-o'-rik-us*) [*λεῖος*, smooth; *θρίξ*, hair]. Having smooth or straight hair. See *Lissotrichous*.

**Leiphemia** (*li-fe'-me-ah*) [*λείπειν*, to fail; *αἷμα*, blood]. Failure, poverty, or a depraved state of the blood.

**Leipodermia** (*li-po-der'-me-ah*) [*λείπειν*, to leave; *δέρμα*, skin]. A deficiency of the skin, especially of the prepuce.

**Leipomeria** (*li-po-me'-re-ah*) [*λείπειν*, to leave; *μέρος*, part]. A monstrosity with absence of one or more limbs.

**Leipopsychia** (*li-po-si'-ke-ah*) [*λείπειν*, to fail; *ψυχή*, spirit]. Fainting; weakness; asphyxia.

**Leipothymia** (*li-po-thi'-me-ah*) [*λείπειν*, to fail; *θυμός*, mind]. A fainting or syncope.

**Leipothymic** (*li-po-thi'-mik*) [*λείπειν*, to fail; *θυμός*, mind]. Faint; affected with or pertaining to leipothymia.

**Leipsic Green**. Same as *Schweinfurth Green*. **L. Yellow**. Same as *Chrome-yellow*.

**Leipyria** (*li-pir'-e-ah*) [*λείπειν*, to fail; *πῦρ*, fire]. Coldness, as of the extremities, during a high fever.

**Leitch's Blue**. See *Pigments, Conspectus of*.

**Leiter's Apparatus, Coil, or Tubes**. Tubes of soft, flexible metal designed for application about any part of the body. Cold water is passed through the tubes, thereby reducing the temperature of the parts encased.

**Leithner's Blue**. Same as *Cobalt-blue*.

**Lekene** (*le'-ken*). The principal constituent of Caucasian ozokerite; it melts at 79° C., and has the composition  $C_{24}H_{28}O_2$  or  $C_{24}H_{26}O_2$ .

**Lema** (*le'-mah*) [*λήμη*, rheum]. The collection of dried matter sometimes seen at the canthus of the eye.

**Lembert's Suture**. See *Suture*.

**Lémery's Powder**. A stimulant and digestive powder containing cinnamon, ginger, nutmeg, cloves, mace, musk, and raisins. **L.'s Salt**, magnesium sulphate.

**Lemithochorton** (*lem-ith-o-kor'-ton*). Same as *Helminthochorton*.

**Lemma** (*lem'-ah*) [*λέμμα*, peel: *pl.*, *Lemmata*]. A general name for a limiting or ensheathing membrane; *e. g.*, neurilemma, sarcolemma, etc. It is mostly used in composition. In embryology, the outer layer of the germinal vesicle.

**Lemnian Earth** (*lem'-ne-an*) [*λήμνιος*, Lemnian]. A variety of reddish kaolin, originally found in the Isle of Lemnos; a kind of bole (*q. v.*) used as an astringent; also, as a detergent, like fuller's earth; Lemnian bole. See, also, *Ocher*.

**Lemniscus** (*lem-nis'-kus*) [*ληνίσκος*, fillet]. 1. A ribbon-like appendage. 2. Fillet; a triangular area on the lateral slope of the mesencephalon, in which the fibers run approximately cephalo-dorsad. It is dorso-cephalad of the demarcation-line of the pons, and constitutes the most ventral part of the tegmentum. Several divisions are made; *e. g.*, inferior, lateral, and median or superior lemniscus. 3. In biology, the name given by Rudolphi to a glandular, filiform organ, pendent, on either side of the proboscis-sheath, in the anterior body-cavity of *Echinorhynchus*. Dujardin considers it to be of the nature of a salivary gland.

**Lemon** (*lem'-on*). See *Limon*.

**Lemonade** (*lem-on-ād'*) [*limon*, lemon]. An acidulous, refrigerant drink made from the juice of lemon. **L., Sulphuric Acid**, a solution of sugar in water containing sulphuric acid. It is used in lead manufactories to prevent lead-poisoning.

**Lemoparalysis** (*le-mo-par-āl'-is-is*) [*λαιμός*, gullet; *παράλυσις*, palsy]. Paralysis of the esophagus.

**LeMOSTENOSIS** (*le-mo-ste-nō'-sis*) [*λαιμός*, gullet; *στένωσις*, stricture]. Constriction of the pharynx or esophagus.

**Lendigerous** (*len-dij'-er-us*) [*lens*, a louse's egg; *gerere*, to bear]. Bearing or having vesicles.

**Lenhossek, Bundle of.** The ascending root of the vagus and glossopharyngeal nerves.

**Leniceps** (*len'-is-eps*) [*lenis*, mild; *capere*, to seize]. A form of obstetric forceps, with short handles; it is so called because it was designed to be safer in use than the ordinary forms.

**Lenient** (*len'-ne-ent*) [*leniens*, softening]. 1. Lenitive; emollient. 2. An emollient medicine or application.

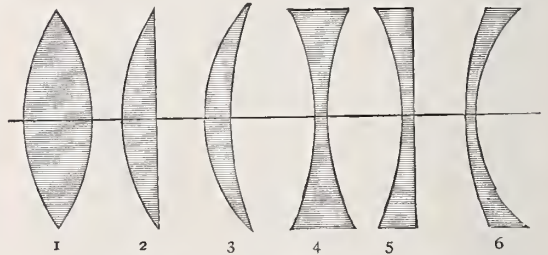
**Leniment** (*len'-im-ent*) [*lenire*, to soothe]. A liniment or soothing application.

**Lenitis** (*len'-it-is*). A term for phlegmonous gastritis, or suppurative inflammation of the areolar tissue of the stomach.

**Lenitive** (*len'-it-iv*) [*lenitivus*, soothing]. Emollient or demulcent; laxative or aperient. 2. An emollient remedy or application; an aperient or mildly cathartic agent. **L. Electuary**, confectio sennæ.

**Lens** (*lenz*) [*L.*, a lentil]. A regularly-shaped piece of glass or crystal for the refraction of rays of light. The crystalline lens of the eye. **L., Achromatic.** See *Achromatic*. **L., Apochromatic.** See *Apochromatic*. **L., Astigmatic.** See *L., Cylindric*. **L., Astigmatic, of Stokes**, an apparatus consisting of two plano-cylindric lenses, one concave, the other convex, the two of equal focal distance; it is used in the diagnosis of astigmatism. **L., Biconcave** (negative or minus (—) lens), a thick-edged lens having concave spheric surfaces upon its opposite sides; it is used in spectacles to correct myopia. **L., Biconvex** (positive or plus (+) lens), a thin-edged lens; it has two convex surfaces, and is used to correct hyperopia. **L., Bifocal.** See *Bifocal*. **L., Cicatricular**, a lenticular body in the ovum formed by the junction of the germinal vesicle and the non-germinal layer of the ovum. **L., Convergent or Converging**, a double convex or plano-convex lens that focuses rays of light. **L., Crystalline**,

the lens of the eye, situated immediately behind the pupil. **L., Cylindric** (either *minus* or *plus*), one ground upon a cylindric tool, *i. e.*, one with a plane surface in one axis and a concave or convex surface in the axis at right angles to the first. **L., Decentered**, one in which the optic center is not opposite the pupil of the eye. **L., Dispersing**, a name for a concave lens. **L.-paper**, a soft absorbent paper much used for cleaning lenses; it is also known as Japanese filter-paper. **L., Periscopic**, one with concavo-convex or convexo-concave surfaces, the opposite sides being of different curvatures; it is used to avoid spheric aberration, and to gain a greater field of clear vision; such lenses are called *meniscus lenses*. **L., Plano-concave, Plano-**



DIFFERENT FORMS OF SPHERIC LENSES.

1. Biconvex lens. 2. Plano-convex. 3. Concavo-convex, or convergent meniscus. 4. Biconcave. 5. Plano-concave. 6. Convexo-concave, or divergent meniscus.

**convex, Plano-cylindric**, have a plane surface upon one side and a curved surface upon the reverse side. **L., Prismatic**, a triangular bar of glass. **L., Spheric**, one whose curved surface, either concave or convex, is a segment of a sphere, in contradistinction to a cylindric lens. **L., Sphero-cylindric**, one with a spheric surface upon one side, and a cylindric surface upon the reverse, used for the correction of either myopia or hyperopia, associated with astigmatism. See *Spectacle-lenses*. **L.-star**, the stellate figure seen on the posterior surface of the crystalline lens. **L., Test or Trial**, one of a set of lenses employed in determining refractive errors.

**Lenticel** (*len'-tis-el*) [*lenticella*; dim. of *lens*, lentil]. Any one of the little mucous follicles or crypts at the base of the tongue; any lenticular gland. In biology, a lens-shaped collection of cells; applied to the dots on new bark and to certain glands.

**Lenticellate** (*len-tis-el'-āt*) [*lenticella*; dim. of *lens*, lentil]. Having lenticels.

**Lenticonus** (*len-tik-o'-nus*) [*lens*, a lens; *conus*, a cone]. A rare, usually congenital, anomaly of the lens in which there is a conical prominence upon its anterior, or more rarely upon its posterior, surface.

**Lenticula** (*len-tik'-u-lah*), **Lenticule** (*len'-tik-ül*) [*L.*; dim. of *lens*, lentil: *pl.*, *Lenticulæ*]. 1. Same as *Lentigo*. 2. A mass of gray matter in the brain situated in the hemispherical wall, between the caudatum and the cortex. It consists of three zones known as *articuli*, all more or less striated, the ental the smallest, and the ectal, also called *putamen*, the largest. The latter is of a deeper reddish-gray color than the two mesal divisions, which together are termed *globus pallidus*. 3. In biology: (a) a spore-case; (b) a freckle.

**Lenticular** (*len-tik'-u-lar*) [*lenticularis*; *lens*, a lentil]. Pertaining to, or resembling, a lens; also a descriptive term applied to an instrument with a curved cutting-edge for removing the rough edges of bone made by the trephine. **L. Ganglion.** See *Ganglia*, *Table of*. **L. Nucleus**, the lenticula, *q. v.*



**Lentiform** (*len'-tif-orm*). See *Lenticular*.

**Lentiginos** (*len'-tij'-in-əz*) [*lens*, a lentil]. See *Lentigo*.

**L. leprosæ**, the pigmented spots of macular leprosy.  
**Lentiginosus, Lentiginous** (*len'-tij'-in-əz*, *len'-tij'-in-us*) [*lentiginosus*, freckled]. Affected with lentigo. Speckled or freckled.

**Lentigo** (*len'-ti'-go*) [*lens*, a lentil; *pl.*, *Lentiginos*]. A freckle; ephelid. A circumscribed spot or patch of pigment, small in size, and occurring mainly on the face and hands. Freckles rarely occur before the age of eight years, and are not common in aged persons. They are most frequent among people of light complexion. Those occurring upon parts of the body not exposed to the sun's rays are called "cold freckles."  
**L. æstiva**, summer freckles. **L. congenita**, pigmented nevus.

**Lentil** (*len'-ti'*) [*lenticula*, a lentil]. The plant *Lens esculenta*; also its flat lenticular seed, a kind of pulse, valued as an article of food.

**Lentitis** (*len'-ti'-tis*). See *Phakitis*.

**Lentoid** (*len'-to'id*) [*lens*, lentil; *ειδος*, like]. Lens-shaped, or lenticular.

**Lentor** (*len'-tor*) [*lentor*; *lentus*, adhesive]. Viscidity of a liquid; slowness of any function, or process. **L. cordis**, sluggishness of the heart.

**Lentous** (*len'-tus*) [*lentus*, thick]. Thick, tenacious, or viscid.

**Lenus** (*le'-nus*) [*ληνός*, a depression]. A depression; the torcular herophilii, *q. v.*

**Lenz's Law**. See *Lavo*.

**Leonard's Tint**. A name for methyl-violet, pentamethyltriadimide-triphenylcarbinol, used for staining microscopic sections and bacteria.

**Leonine** (*le'-o-nin*) [*leoninus*, belonging to a lion]. Lion-like; resembling a lion.

**Leontiasis** (*le-on-ti'-as-is*) [*leo*, a lion]. A variety of elephantiasis in which the patient's face is said to resemble that of a lion. See *Elephantiasis* and *Leprosy*. **L. ossea**, **L. ossium**, a form of sclerosis of bone, following osteitis, in which nodular deposits are seen upon the diseased bone. **L. vitulina**, a congenital disease characterized by a painless enlargement of the face, giving it some resemblance to that of a calf.

**Leontodin** (*le-on'-to-din*) [*λεων*, a lion; *οδους*, a tooth]. The precipitate from a tincture of the root of dandelion, *Leontodon taraxacum*; it is a tonic, diuretic, aperient, and hepatic excitant. Dose two to four grains. Unof.

**Leontodon** (*le-on'-to-don*). See *Taraxacum*.

**Leonurus** (*le-on-u'-rus*). See *Motherwort*.

**Leopard's Bane** (*lep'-ardz ban*). See *Arnica*.

**Lepal** (*le'-pal*) [*λεπας*, a scale]. In biology, a barren stamen; a stamenode.

**Leper** (*lep'-er*) [*λεπρός*, scaly]. One affected with leprosy.

**Lepidin** (*lep'-id-in*) [*λεπιδας*, scale],  $C_9H_8(CH_3)N$ . 1. Methyl-quinolin, a substance that occurs with quinolin and quinaldin in coal-tar, and is obtained on distilling cinchonin with potassic hydrate. It possesses an odor like that of quinolin, and boils at  $257^\circ C$ . 2. A bitter principle from *Lepidium iberis*; it is reputed to be antipyretic. Unof.

**Lepidium** (*lep'-id-i-um*) [*λεπίδιον*; *λεπιδας*, scale]. A genus of cruciferous herbs; cress, or peppergrass. **L. iberis**, **L. latifolium**, **L. ruderale**, **L. sativum**, and **L. virginicum**, have been used in medicine. They are antiscorbutic, and stimulant, and are reputed to be antipyretic. Unof.

**Lepido-** (*lep'-id-o-*) [*λεπιδας*, scale]. A prefix signifying a scale, or scaly.

**Lepidoid** (*lep'-id-oid*) [*λεπιδας*, scale]. Having the appearance of a scale.

**Lepidoplastic** (*lep-id-o-plas'-tik*) [*λεπιδας*, scale; *πλασσειν*, to form]. Forming scales.

**Lepidoptera** (*lep-id-op'-ter-ah*) [*λεπιδας*, scale; *πτερόν*, a wing]. An order of insects distinguished by feather-like scales and a spirally-coiled suctorial apparatus. The order includes butterflies and moths.

**Lepidosarcoma** (*lep-id-o-sar-ko'-mah*) [*λεπιδας*, scale; *σάρκωμα*, sarcoma]. A sarcoma covered with scales, occurring in the mouth.

**Lepidosin** (*lep-id'-o-sin*) [*λεπιδας*, scale]. A substance in the scales of fishes analogous to dentine.

**Lepidosis** (*lep-id'-o'-sis*) [*λεπιδας*, scale]. Same as *Ichthyosis*. Also, a synonym of *Lepra* and of *Pityriasis*.

**Lepidote** (*lep'-id-ō*) [*λεπιδας*, a scale]. In biology, scurfy or covered with small scales.

**Le Pita**. Synonym of *Tinea imbricata*.

**Lepocyta** (*lep-os'-it-ah*) [*λέπος*, a scale, a husk; *κύτος*, a hollow, a cavity]. In biology, a unicellular organism furnished with a limiting membrane. Cf. *Gymnocyta*.

**Lepocyte** (*lep'-o-sit*) [*λέπος*, a scale, a husk; *κύτος*, a hollow]. In biology, a nucleated cell possessing a cell-wall. Cf. *Gymnocyte*.

**Leposteophyton**, or **Leposteophytum** (*lep-os-te-o-fil'-ton*, *lep-os-te-o-fil'-tum*) [*λεπος*, scale; *οστεον*, bone; *φυτον*, plant]. A new growth of bone, scaly in character.

**Lepothrix** (*lep'-o-thriks*) [*λέπος*, scale; *θριξ*, the hair]. A condition in which the hairs of the axillæ or scrotum are fringed with feather-like masses along the shaft, or become encased in a sheath of hardened sebaceous matter.

**Lepra** (*lep'-rah*) [*λέπρα*, leprosy]. 1. Leprosy. An endemic, chronic, and highly malignant disease, somewhat analogous to syphilis in pathologic character. It is prevalent in Europe and Asia, especially along the Mediterranean shores, but is rare in North America. It is a constitutional disease preceded by malaise, debility, and languor, followed by characteristic bullous, macular, or tubercular lesions of the skin. Its cause is the *Bacillus lepræ* discovered by Hansen. See *Leprosy*, and *Bacteria*, *Synonymatic Table of*, and also *Psoriasis*. 2. A so called "false leprosy," apparently a form of psoriasis. **L. alba** or **albida**, white leprosy. **L. alphos**. See *Psoriasis*. **L. anæsthetica**. See *Leprosy*. **L. antanea**. Same as *Leprosy*, *Tuberculated*. **L. asturiensis**. Synonym of *Pellagra*, *q. v.* **L. fungifera**. Synonym of *Frambesia*. **L. ichthyosis**. *Ichthyosis*, *q. v.* **L. italica**, or *mediolanensis*, *pellagra*, *q. v.* **L. maculosa**, the stage of true leprosy, characterized by the presence of pigment-spots. **L. mediolanensis**. See *L. italica*. **L. melas**, black leprosy. **L. mutilans**, the final stage of true leprosy, in which there is a loss of members. **L. nervorum**. See *Leprosy*, *Nerve*. **L. nervosa**. Same as *Leprosy*, *Anæsthetic*, *q. v.* **L. nodosa**, or *L. Nodular*. See *Leprosy*. **L. Non-tuberculated**. See *Leprosy*. **L. of Willan**, *psoriasis*. **L. tuberosa**. See *Leprosy*, *Tuberculated*. **L. umbrosa**. See *Leprosy*, *Black*. **L. vera**. See *Leprosy*. **L. vulgaris**, a synonym of *psoriasis*.

**Leprelcosis** (*lep-rel-ko'-sis*) [*λέπρα*, lepra; *ελκος*, ulceration]. Leprous ulceration.

**Lepriasis** (*lep-ri'-as-is*) [*λέπρα*, leprosy]. A synonym of leprosy and of psoriasis; an obsolescent term vaguely used to designate various scaly diseases of the skin.

**Lepric** (*lep'-rik*) [*λεπρικός*, leprous]. Pertaining to lepra.

**Leprologist** (*lep-rol'-o-jist*) [*λέπρα*, leprosy; *λόγος*, science]. An expert or specialist in leprology.

**Leprology** (*lep-rol'-o-je*) [*λέπρα*, leprosy; *λόγος*, science]. The science of leprosy.

**Lepromorphe** (*lep-ro-mor'-fe*) [*λέπρα*, leprosy; *μορφή*, form]. An advanced stage in leprosy in which the bones are affected.

**Leprophobia** (*lep-ro-fo'-be-ah*) [*λέπρα*, leprosy; *φόβος*, fear]. Morbid or insane dread of leprosy.

**Leprophthalmia** (*lep-roff-thal'-me-ah*) [*λέπρα*, leprosy; *ὀφθαλμός*, the eye]. Ophthalmia of a leprosy character.

**Leprosarium** (*lep-ro-sa'-re-um*) [L.]. A leper-house; leproseries.

**Leprosery** (*lep'-ro-ser-e*) [Fr., *lèproserie*]. Same as *Leprosarium*.

**Leprosity** (*lep-rost'-it-e*) [*leprosit*, from *λέπρα*, leprosy]. Leprousness; the state of being leprosy.

**Leprosy** (*lep'-ro-se*) [*λέπρα*, leprosy]. *Lepra vera*; *Elephantiasis graecorum*; *Black Leprosy*; *Leontiasis*; an endemic, chronic, constitutional disease analogous to syphilis, and varying in its morbid manifestations according as the brunt of the disease falls on the skin, the nerves, or other tissues. It occurs in three forms, the tuberculated, non-tuberculated or anesthetic, and the mixed tuberculated. The *tuberculated* or *nodular leprosy* is attended at the onset with debility, depression, dyspepsia, diarrhea, drowsiness, chilliness and profuse perspiration, marked vertigo, recurrent epistaxis, fever up to 104° F.; after a variable period of days or even months, coming first with edema of the eyelids, the leprosy spots appear on the face and ears, and then on the anterior and external surfaces of the limbs. The exanthem is an erythema, varying from a bright-red to a purplish-red or mahogany-red tint, associated with the leprosy deposit of well-defined, shiny, slightly raised patches of from one to several inches in diameter. Papules then form in crops, gradually reaching the size of a hen's egg and of a yellowish to a dark-brown color. Tuberculation does not develop until from three to six months after the commencement of the disease. Nodules are most common on the face, limbs, breast, scrotum, and penis. There is also an involvement of the mucous membranes. When the disease is fully developed, the face assumes the characteristic leonine appearance, from thickening of the skin. Ulceration eventually sets in, and the patient dies of exhaustion or complications. *Non-tuberculated leprosy* is the most common tropical form. The prodromal symptoms are marked, and are associated at first with hyperesthesia of the skin. At the end of a year the special eruption breaks out, usually on the back, shoulders, posterior aspect of the arms, nails, thighs, and sometimes in the course of nerves. The spots are one or two inches in diameter, well-defined, not raised, and of a pale-yellow color. They spread peripherally, clearing in the center, which becomes dry, scaly, and anesthetic. Paralysis is usually a late symptom, and ulceration is common. Death results from ulceration, gangrene, marasmus, or general debility. *Mixed tuberculated leprosy* is the least common form, and its symptoms are a combination of those of the other two varieties. Destruction of the cartilages of the nose and of the soft palate is common. Leprosy is due to the action of a special bacillus, and the disease is almost invariably fatal. **L.**, **Anesthetic**. See *Leprosy*, *Nerve*. **L.**, **Articular**. Synonym of *Lepra mutilans*, *q. v.* **L.**, **Black**, a form in which the eruption or the crusts are pigmented. **L.**, **Cutaneous**. See *Leprosy*. **L.**, **Italian**. Pellagra, *q. v.* **L.**, **Lombardian**. See *Pellagra*. **L.**, **Macular**, a form of anesthetic leprosy characterized by the presence of pigmented or white spots. **L.** of **Malabar**, elephantiasis arabum. **L.**, **Mixed Tuberculated**. See *Leprosy*. **L.**, **Nerve**, a form of leprosy characterized by the progressive formation of the

leprosy neoplasm in the peripheral sensory nerves, and to some extent in the motor branches also. The condition is marked by pain along the course of the involved nerves, followed by an eruption of maculae which as they enlarge become anesthetic. **L.**, **Nodular**. See *L.*, *Tubercular*, under *Leprosy*. **L.**, **Smooth**, anesthetic leprosy. **L.**, **Tubercular**, and **L.**, **Tuberculated**. See *Leprosy*. **L.**, **White**. See *Vitiligo*.

**Leprotic** (*lep-rot'-ik*), **Leprous** (*lep'-rus*) [*λέπρα*, leprosy]. Affected with, or relating to, leprosy.

**Leprousness** (*lep'-rus-nes*) [*leprosius*, leprosy]. The state of being leprosy.

**Leptandra** (*lep-tan'-drah*) [*λεπτός*, thin; *άνήρ*, male]. Culver's Root. The rhizome and rootlets of *L. virginica*, now called *Veronica virginica*. Its properties are thought to be due to a glucosid, *leptandrin*. It is a tonic, laxative, and cholagogue, and is indicated in indigestion and chronic constipation. Dose of the ext. gr. j-ij; of the fld. ext. ℥xx-3j.

**Leptandrin** (*lep-tan'-drin*) [*λεπτός*, thin; *άνήρ*, male]. The precipitate from a tincture of the root of *Leptandra* (*Veronica virginica*); alterative, deobstruent, laxative, cholagogue, and tonic. Dose from 2 to 4 grains. Unof.

**Lepthymenia** (*lep-thi-me'-ne-ah*) [*λεπτός*, thin; *ύμην*, membrane]. Delicacy or thinness of membrane.

**Lepthymenic** (*lep-thi-men'-ik*) [*λεπτός*, thin; *ύμην*, membrane]. Relating to lepthymenia.

**Lepto-** (*lep'-to-*) [*λεπτός*, thin, small, slender]. A prefix signifying small or slender.

**Leptocardia** (*lep-to-kar'-de-ah*) [*λεπτός*, thin; *καρδία*, heart]. A group of fishes of which the lancelets are the only representatives.

**Leptocephalia** (*lep-to-sef-a'-le-ah*) [*λεπτός*, thin, small; *κεφαλή*, head]. Abnormal smallness or narrowness of the skull.

**Leptocephalic** (*lep-to-sef-al'-ik*), **Leptocephalous** (*lep-to-sef'-al-us*) [*λεπτός*, slight; *κεφαλή*, head]. Having an abnormally small head.

**Leptocephalus** (*lep-to-sef'-al-us*) [*λεπτός*, thin; *κεφαλή*, head]. A monster with an abnormally small head from premature union of the frontal and sphenoid bones.

**Leptocephaly** (*lep-to-sef'-al-e*). See *Leptocephalia*.

**Leptochasmus** (*lep-to-kaz'-mus*) [*λεπτός*, thin; *χάσμα*, chasm]. Lissauer's term for a skull in which the angle formed by two lines drawn from the punctum alæ vomeris to the posterior nasal spine and the anterior margin of the foramen magnum respectively is between 94° and 114°.

**Leptochroa** (*lep-toh'-ro-ah*) [*λεπτός*, thin; *χρόα*, skin]. Delicacy of the skin.

**Leptochrous** (*lep'-tok-rus*) [*λεπτός*, thin; *χρόα*, skin]. Having a delicate skin.

**Leptochymia** (*lep-to-kim'-e-ah*) [*λεπτός*, thin; *χυμός*, juice]. Abnormal thinness or meagerness of the fluids of the body.

**Leptodactylous** (*lep-to-dak'-til-us*) [*λεπτός*, delicate; *δάκτυλος*, digit]. Characterized by slenderness of the fingers or toes, or both.

**Leptodera** (*lep-tod'-er-ah*) [*λεπτός*, thin; *δέρος*, skin]. A genus of vinegar eels. **L.** **stercoralis**. See *Thread-worms*, and *Parasites (Animal)*, *Table of*.

**Leptodermic**, **Leptodermous** (*lep-to-der'-mik*, *lep-to-der'-mus*) [*λεπτός*, thin; *δέρμα*, skin]. Having a delicate skin.

**Leptodontous** (*lep-to-don'-tus*) [*λεπτός*, thin; *ὀδοίς*, tooth]. Having thin or slender teeth.

**Leptomeninges** (*lep-to-men-in'-jēz*) [*λεπτός*, thin; *μηνιγξ*, a membrane]. The arachnoid and pia, or the pia alone.



**Leptomeningitis** (*lep-to-men-in-jī-tis*) [λεπτός, slight; μῆνιγξ, membrane; ιτις, inflammation]. Inflammation of the pia and arachnoid of the brain and the spinal cord, in contradistinction to *Pachymeningitis*, though meningitis alone usually signifies the same as leptomeningitis. See *Meningitis*. **L. cerebrealis**, an inflammation confined usually to the pia of the convex surface of an anterior lobe of the cerebrum. **L., Cerebro-spinal**, an inflammation of the pia of the brain and cord. **L. spinalis**, an inflammation of the pia of the spinal cord. **L., Tuberculous**, an inflammation of the pia due to the presence of the tubercle-bacillus.

**Leptomeningx** (*lep-to-men-ingks*) [λεπτός, delicate; μῆνιγξ, membrane: *pl.*, *Leptomeninges*]. The pia or the arachnoid; in the plural (*leptomeninges*), usually the arachnoid and pia taken together.

**Leptophonia** (*lep-to-fo'ne-ah*) [λεπτός, delicate; φωνή, voice]. Delicacy, gentleness, or weakness of the voice.

**Leptophonic** (*lep-to-fon'ik*) [λεπτός, thin; φωνή, voice]. Having a weak voice.

**Leptoprosope** (*lep-to'p-ro-sōp*) [λεπτός, thin; πρόσωπον, face]. A person, or a head, with a long, narrow face.

**Leptoprosopia** (*lep-to-pro-so'pe-ah*) [λεπτός, thin; πρόσωπον, face]. Narrowness of the face.

**Leptoprosopic**, **Leptoprosopous** (*lep-to-pro-sop'ik*, *lep-to-pros'op-us*) [λεπτός, thin; πρόσωπον, face]. Having a long, narrow face.

**Leptorhine** (*lep'tor-in*) [λεπτός, thin; ῥίς, nose]. Having a slender nose or proboscis. See *Index*.

**Leptorrhina** (*lep-tor-in'-e-ah*) [λεπτός, thin; ῥίς, nose]. Narrowness of the nasal bones, or smallness of the nasal index.

**Leptorrhizous** (*lep-tor-i'-zus*) [λεπτός, thin; ῥίζα, root]. Having a slender root.

**Leptosporangiate** (*lep-to-spo-ran'-je-āl*) [λεπτός, slender; σπορά, seed; ἄγγειον, vessel]. In biology, having sporangia formed from a single cell.

**Leptothrix** (*lep'to-thriks*) [λεπτός, thin; θρίξ, hair]. A genus of bacteria, whose elements form straight filaments, often of great length; possibly indistinguishable from the genus *Bacillus*. **L. buccalis**, occasionally found in the mouth, plays a part in the formation of dental tartar and in the production of caries of the teeth. **L. gigantea**, found in tartar of the teeth. See *Bacteria*, *Synonymatic Table of*.

**Leptotrichia** (*lep-to-trik'-e-ah*) [λεπτός, delicate; θρίξ, hair]. Abnormal or excessive fineness and delicacy of the hair.

**Leptoxylem** (*lep-to-xil'-lem*) [λεπτός, slender; ξύλον, wood]. In biology, undeveloped or rudimentary xylem.

**Leptus** (*lep'tus*) [λεπτός, thin]. A genus of beetles. **L. autumnalis**, harvest bug; mower's mite. A parasite that burrows under the skin, causing lesions similar to those of itch. See *Parasites (Animal)*, *Table of*.

**Lerema** (*ler-e'-mah*) [λήρημα, idle talk: *pl.*, *Leremata*]. An idle or childish utterance, as in senility, idiocy, or dementia.

**Leresis** (*ler-e'-sis*) [λήρησις, a speaking foolishly]. Garrulousness; insane or senile loquacity.

**Leros** (*le'-ros*) [λήρος, foolish speaking]. Slight delirium, with talkativeness.

**Lerp** [Australian]. A kind of manna found upon the *Eucalyptus dumosa*, or mallee, an Australian shrub. **L.-amylum**,  $C_6H_{10}O_5$ , a peculiar carbohydrate found in the thready portion of lerp.

**Lesage**, **Bacillus of**. See *Bacteria*, *Synonymatic Table of*.

**Lesbian Love** [λέσβιος, Lesbian]. See *Tribadism*.

**Lesbianism** (*les'be-an-izm*) [λέσβιος, Lesbian]. The doctrine of Lesbian love.

**Leschenema** (*les-ken-e'-mah*) [λέσχη, talk; λεσχηνεύειν, to chat]. Insane, senile, or hysteric loquacity.

**Lesion** (*le'-zhun*) [*lesio*; *ledere*, to hurt]. Any injury, hurt, or wound in any part of the body. In pathology, any morbid change. **L., Central**, one affecting the central nervous system. **L. of Continuity**, a division or break in any part that is normally continuous. **L., Diffuse**, one involving all the tissues of an organ. **L., Focal**, in the nervous system a circumscribed lesion giving rise to distinctive and localizing symptoms. **L., Initial**, of Syphilis, the chancre. **L., Irritative**, in the nervous system a lesion exciting the functions of the part wherein it is situated. **L. of Nutrition**, any pathologic alteration in the capillary system, consisting of increase or decrease in the amount of blood required for assimilation and absorption. **L., Organic**, a morbid structural change in the tissues of an organ. **L., Peripheral**, a lesion of the nerve-trunks or of their terminations. **L., Primary**, of the Skin, the change in the skin occurring in the developing stage of a skin-disease. This may be manifested by the macule, the papule, the tubercle, the pomphus, the phyma, the vesicle, the bulla, the pustule. **L., Primary**, of Syphilis. See *L., Initial*. **L., Secondary**. 1. In the skin, the change occurring in the primary lesion, due to irritation or other causes. It comprises erosions, ulcers, rhagades, squamæ, cicatrices or scars, crusts, and pigmentation. 2. One of the secondary lesions of syphilis. See *Syphilis*. **L., Systematic** or **Systemic**, in the spinal cord a lesion affecting one or more distinct systems or tracts, as in posterior sclerosis in which the posterior columns or tracts are diseased. **L., Traumatic**, one due to an injury.

**Lesser's Triangle**. See *Triangles*, *Table of*.

**Lethal** (*le'-thal*) [*letalis*; *letum*, or *letum*, death]. Deadly; pertaining to or producing death.

**Lethal** (*le'-thal*) [*λήθη*, forgetfulness],  $C_{12}H_{26}O$ . An alcohol found in spermaceti.

**Lethality** (*le-thal'-it-e*) [*lethalitas*, from *letum*, death]. Deadliness.

**Lethargic** (*leth-ar'-jik*) [*λήθαργικός*, from *λήθη*, a forgetting]. Relating to, affected with, or of the nature of, lethargy.

**Lethargogenic** (*leth-ar-go-jen'-ik*) [*λήθαργος*, forgetful; γεννᾶν, to produce]. Giving rise to lethargy.

**Lethargus** (*leth-ar'-gus*). See *African Lethargy*.

**Lethargy** (*leth'-ar-je*) [*λήθαργία*; *λήθη*, forgetfulness]. A condition of drowsiness or stupor that cannot be overcome by the will. See, also, *Somnambulism*. **L., African**, the African sleeping-sickness. **L. of Silkworms**. See *Flachérie*.

**Lethe** (*le'-the*) [*λήθη*, forgetfulness]. Total loss of memory; amnesia.

**Letheomania** (*le-the-o-ma'-ne-ah*) [*λήθη*, oblivion; μανία, madness]. Morbid longing for narcotic drugs.

**Letheon** (*le'-the-on*) [*λήθη*, forgetfulness]. An old trade name for ethylic ether, used as an anesthetic.

**Lethiferous** (*leth-if'-er-us*) [*λήθη*, forgetfulness; *ferre*, to bear]. Producing sleep.

**Letificant** (*le-tif'-ik-ant*) [*letificare*, to make glad]. A term applied to any remedy acting as a stimulant tonic in melancholy and languor.

**Lettered** (*le'-erd*) [*littera*, a letter]. In biology, possessing markings that resemble letters.

**Letterwort** (*le'-ter-wert*). Same as *Hellebore*, *q. v.*

**Lettuce** (*le'-us*). See *Lactucarium*.

**Letzerich**, **Bacillus of**. See *Bacteria*, *Synonymatic Table of*.

**Leube and Riegel's Test-dinner.** A dinner to ascertain the condition of the secretory function of the stomach. It consists of 400 c.c. of beef-soup, 200 grams of beefsteak, 50 grams of white bread, and 200 c.c. of water.

**Leube's Pancreatic Meat-emulsion.** See *Alimentation, Rectal*.

**Leuc-** For words thus spelled and not found below see *Leuko-*.

**Leuca** (*leu'-kah*). Synonym of *Leprosy, q. v.*

**Leucæthiops** (*lu-se'-the-ops*) [*λευκός*, white; *Αἰθίοψ*, Ethiopian]. An albino of the black race.

**Leuce** (*lu'-se*) [*λευκή*; *λευκός*, white]. White leprosy; also morphæa alba.

**Leucemia** (*lu-se'-me-ah*). See *Leukemia*.

**Leuchemia** (*lu-ke'-me-ah*). See *Leukemia*.

**Leucin** (*lu'-sin*) [*λευκός*, white;  $C_6H_{13}NO_2$ ]. A crystalline substance identical with amido-caproic acid, occurring in the pancreas, spleen, thymus gland, and other parts of the body. It is a product of pancreatic digestion. It may occur in the urine, especially in acute yellow atrophy of the liver and in yellow fever. In the impure form it crystallizes in rounded fatty-looking lumps often aggregated and at times exhibiting radiating striation. When pure, it forms very thin, white, glittering, flat crystals, very soluble in hot water, and oily to the touch. See *Scherer's Test in Tests, Table of*.

**Leucinosis** (*lu-sin-o'-sis*) [*λευκός*, white]. 1. Abnormally excessive proportion or production of leucin, as in the liver. 2. Acute yellow atrophy of the liver.

**Leucism**, **Leucismus** (*lu'-sizm*, *lu-siz'-mus*) [*λευκός*, white]. In biology, whiteness resulting from bleaching or etiolation; albinism.

**Leucitis** (*lu-si'-tis*). Same as *Sclerotitis*.

**Leuco-** (*lu'-ko-*). For words not found under this form see *Leuko-*.

**Leucomain** (*lu'-ko-mān*). See *Leukomatin*.

**Leukangitis** (*lu-kan-je-i'-tis*). Synonym of *Lymphangitis, q. v.*

**Leukanilin** (*lu-kan'-il-in*) [*λευκός*, white; *anilin*],  $C_{20}H_{21}N_3$ . A substance obtained by digesting the fuchsin salts with ammonium sulphid. It occurs as a white, flocculent precipitate which separates from water in small crystals. It yields rosanilin by oxidation.

**Leukasmus** (*lu-kaz'-mus*). See *Leukoderma, L., Acquired*. See *Leukoderma, L., Congenital*. See *Albinismus*.

**Leukemia** (*lu-ke'-me-ah*) [*λευκός*, white; *αἷμα*, blood]. A disease of the blood and the blood-making organs, characterized by a more or less permanent increase in the number of white blood-corpuscles and the marrow of bone, and by enlargement of the spleen and the lymphatic glands, together or separately. The etiology is obscure; a history of malaria or syphilis has been present in some of the cases. The most characteristic symptom is the increase of white corpuscles in the blood. Instead of the ordinary ratio of white to red—1 to 500–1000—it may be 1 to 20, 1 to 10, or even 1 to 1. Interesting changes are seen in the relation of the various forms of leukocytes established by Ehrlich (see *Leukocyte*). In the myelo-splenic form of the disease, the lymphocytes are only slightly, if at all, increased. The eosinophiles are present in much larger numbers than normally. The polynuclear neutrophile forms are not increased. In addition to these, cells not seen in normal blood are found—the myelocytes, large mononuclear leukocytes, filled with neutrophile granules. They are held to originate in the bone-marrow. There is a moderate oligocythemia and a corresponding reduction in the amount of hemoglobin. The liver and the kidney may be the seats of a

diffuse lymphatic infiltration; more rarely there are distinct lymphatic tumors. Charcot-Leyden crystals can be found in the blood after death. Fever, dizziness, and hemorrhage, and a peculiar form of retinitis, are often present. The disease is usually fatal.

**Leukemic** (*lu-ke'-mik*) [*λευκός*, white; *αἷμα*, blood]. Pertaining to leukemia.

**Leuko-** (*lu'-ko-*) [*λευκός*, white]. A prefix signifying white.

**Leukoblast** (*lu'-ko-blast*) [*λευκός*, white; *βλαστός*, germ].

1. The germ of a leukocyte; also, a leukocyte itself. 2. A cell in bone-marrow, of a type that is believed to become developed into a red blood-corpuscle.

**Leukocarpous** (*lu-ko-kar'-pus*) [*λευκός*, white; *καρπός*, fruit]. In biology, bearing white fruit.

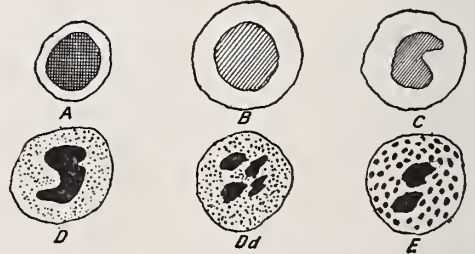
**Leukochroos**, or **Leukochrus** (*lu-kok'-ro-os*, *lu-kok'-rus*) [*λευκός*, white; *χρῶς*, skin]. Having a white skin.

**Leukocotin**, or **Leukocotoin** (*lu-ko-ko'-tin*, *lu-ko-kot'-in*) [*λευκός*, white; *coto*],  $C_{21}H_{20}O_6$ . A body found in coto-bark.

**Leukocrystallin** (*lu-ko-kris'-tal-in*) [*λευκός*, white; *κρύσταλλος*, clear ice]. Peculiar crystals occasionally found in the blood of leukemic patients.

**Leukocyte** (*lu'-ko-sit*) [*λευκός*, white; *κύτος*, cell].

The colorless or white corpuscle of the blood. Leukocytes have ameboid movement and are formed in the lymphadenoid tissue of the spleen, lymphatic glands, intestinal tract, bone-marrow, etc., and probably also in the lymph and blood. Their average diameter is .01 mm. ( $\frac{1}{2500}$  inch). In normal blood Ehrlich distinguishes the following varieties: 1. *Lymphocytes*—small cells with a large nucleus that stains deeply, and a small amount of protoplasm. 2. *Large uninuclear leukocytes*—large cells with a single large



A. Lymphocyte. B. Large uninuclear leukocytes. C. Transitional forms. D, Dd. Multinuclear forms—neutrophile cells. E. Eosinophile cells.

nucleus, staining less deeply, and a large amount of protoplasm. 3. *Transitional forms*—cells with a single indented nucleus. 4. *Multinuclear cells*, with neutrophile granules—cells having a polymorphous nucleus or several nuclei. These constitute 70 per cent. of the entire number of white blood-corpuscles. 5. *Eosinophile cells*. In leukemia another cell, the *myelocyte*, makes its appearance. This is a large uninuclear cell, with neutrophile granules. Löwit recognizes two classes, leukoblasts and erythroblasts, the latter the antecedents of the red corpuscles. Most authorities reject this division, however. **L., Alpha**, and **L., Beta**, two terms used by Heyl, the former to express leukocytes that disintegrate during the coagulation of the blood; the latter, those that do not.

**Leukocythemia** (*lu-ko-si-the'-me-ah*) [*λευκός*, white; *κύτος*, cell; *αἷμα*, blood]. See *Leukemia*.

**Leukocythemic** (*lu-ko-si-the'-mik*) [*λευκός*, white; *κύτος*, cell; *αἷμα*, blood]. Pertaining to leukemia.

**Leukocytic** (*lu-ko-sit'-ik*) [*λευκός*, white; *κύτος*, cell]. Relating to or characterized by leukocytes.



**Leukocytogenesis** (*lu-ko-si-to-jen'-es-is*) [*λευκός*, white; *κύτος*, cell; *γενᾶν*, to beget]. The formation of white blood-corpuscles, or leukocytes.

**Leukocytolysis** (*lu-ko-si-to'l'-is-is*) [*λευκός*, white; *κύτος*, cell; *λύσις*, solution]. The destruction of leukocytes.

**Leukocytoma** (*lu-ko-si-to'-mah*) [*λευκός*, white; *κύτος*, cell; *ῥμα*, tumor: *pl.*, *Leukocytomata*]. Any tumor containing cellular growths similar in constitution to the white corpuscles of the blood, such as tubercle, lupus, etc.

**Leukocytosis** (*lu-ko-si-to'-sis*) [*λευκός*, white; *κύτος*, cell]. A moderate and transient increase in the number of colorless blood-corpuscles, not accompanied, as in leukemia, by splenic and true glandular enlargement or disease of the bone-marrow.

**Leukocytotic** (*lu-ko-si-to't'-ik*) [*λευκός*, white; *κύτος*, cell]. Pertaining to leukocytosis.

**Leukocyturia** (*lu-ko-si-tu'-re-ah*) [*λευκός*, white; *κύτος*, cell; *ὄρον*, urine]. The presence of colorless blood-corpuscles in the urine.

**Leukoderma** (*lu-ko-der'-mah*) [*λευκός*, white; *δέρμα*, skin]. *Leukasmus*; *achroma cutis*; *leukopathia*; a congenital pigment-anomaly of the skin, in which, at the time of birth or soon after, whitish patches or bands, irregularly outlined and usually isolated, appear upon the skin of the child. See *Vitiligo*. **L., Acquired.** See *Vitiligo*. **L., Congenital.** See *Albinismus*. **L., Neuritic, L., Neurotic**, a localized pigment-atrophy, of nervous origin. **L., Syphilitic.** See *Syphilitid*, *Pigmentary*.

**Leukodermic** (*lu-ko-der'-mik*) [*λευκός*, white; *δέρμα*, skin]. Exhibiting or pertaining to leukoderma.

**Leukodontous** (*lu-ko-don'-tus*) [*λευκός*, white; *ὄδος*, tooth]. Having white teeth.

**Leukogallol** (*lu-ko-gal'-ol*) [*λευκός*, white; *galla*, gall],  $C_{18}H_{10}Cl_2O_{14}$ . A colorless substance, soluble in water, prepared by treating an acetic acid solution of pyrogallol with chlorin and hydrochloric acid.

**Leukogasterous** (*lu-ko-gas'-ter-us*) [*λευκός*, white; *γαστήρ*, belly]. White-bellied.

**Leukogene** (*lu'-ko-jen*) [*λευκός*, white; *γενᾶν*, to beget]. A bleaching-agent.

**Leukoemia** (*lu-ko-hem'-e-ah*). See *Leukemia*.

**Leukoemic** (*lu-ko-hem'-ik*). See *Leukemic*.

**Leukoinoitis** (*lu-ko-in-o'-tis*) [*λευκός*, white; *ις*, fiber; *ιτις*, inflammation]. Rheumatic inflammation of the white fibrous elements of the bronchi.

**Leukol** (*lu'-kol*). See *Chinolina*.

**Leukolin** (*lu'-ko-lin*). See *Chinolina*.

**Leukolomous** (*lu-kol'-o-mus*) [*λευκός*, white; *λωμα*, border of a garment]. Having a white border.

**Leukolysis** (*lu-kol'-is-is*) [*λευκός*, white; *λύσις*, solution]. The process of destruction of the colorless corpuscles of the blood.

**Leukoma** (*lu-ko'-mah*) [*λέκωμα*; *λευκός*, white]. An opacity of the cornea the result of an ulcer, wound, or inflammation, and presenting an appearance of ground glass. The term has been used also for albumin. See *Leukoplaques*. **L., Partial**, a leukoma circumscribed to a part of the cornea. **L., Total**, a leukoma involving the entire cornea.

**Leukomain, or Leucomain** (*lu-ko'-ma-in*) [*λέκωμα*, white of egg]. The name applied by Gautier to the nitrogenous bases or alkaloids necessarily and normally developed by the vital functions or metabolic activity of living organisms, as distinguished from the alkaloids developed in dead bodies, and called by Selmi ptomains. From their chemic affinities leukomains may be divided into two groups: the *Urid acid group*, comprising *Adenin*, *Carnin*, *Geronin*, *Guanin*, *Heteroxanthin*, *Hypoxanthin*, *Paraxanthin*, *Pseudoxanthin*, *Spermin*, *Xanthin*; and

the *Kreatinin group*, in which are classed *Amphi-kreatinin*, *Cruso-kreatinin*, *Xantho-kreatinin*, and some unnamed bases. The appended table, p. 674, is modified from the work of Vaughan and Novy.

**Leukomainemia** (*lu-ko-ma-in-e'-me-ah*) [*λέκωμα*, white of egg; *αἷμα*, blood]. The presence of leukomains in the blood; the retention or imperfect elimination of the various excretory products of the living cells of the organism.

**Leukomainic** (*lu-ko-ma'-in-ik*) [*λέκωμα*, white of egg]. Pertaining to, or of the nature of, a leukomain.

**Leukomatoid** (*lu-ko'-mat-oid*). See *Leukomatous*.

**Leukomotorrhea** (*lu-ko-mat-or-e'-ah*) [*λέκωμα*, white of egg; *ῥοια*, a flow]. An excessive whitish secretion. **L. salivalis**, salivation. **L. urinalis**, albuminuria. **L. vaginalis**, leukorrhea.

**Leukomatosis** (*lu-ko-mat-o'-sis*) [*λέκωμα*, white of egg; *νόσος*, disease]. Abnormal increase of albumin in a part, as in the cornea, the lens, the joints; also amyloid degeneration.

**Leukomatous** (*lu-ko'-mat-us*) [*λέκωμα*, white of egg]. Having the nature of leukoma. Affected with leukoma.

**Leukomelanin** (*lu-ko-mel'-an-ik*), **Leukomelanous** (*lu-ko-mel'-an-us*) [*λευκός*, white; *μέλας*, black]. Having a light, or fair skin, and black hair.

**Leukomoria** (*lu-ko-mo'-re-ah*) [*λευκός*, white, pale; *μωρία*, folly]. Restless or wandering melancholy; melancholia errabunda.

**Leukomycosis** (*lu-ko-mi-ko'-sis*) [*λευκός*, white; *μύκης*, fungus]. A name applied to leukemia, based on its supposed infectious origin.

**Leukomyelitis** (*lu-ko-mi-el'-i'-tis*) [*λευκός*, white; *μυελός*, marrow]. Inflammation of the white or fibrous substance of the spinal cord. **L. posterioris chronica**, posterior sclerosis; locomotor ataxia.

**Leukomyelopathy** (*lu-ko-mi-el-op'-ath-e*) [*λευκός*, white; *μυελός*, marrow; *πάθος*, disease]. Any disease of the white substance of the myelon or spinal cord.

**Leukon** (*lu'-kon*) [*λευκός*, white]. In biology, a race with fair complexions and yellow or red hair. Cf. *Xanthochroia*.

**Leukonecrosis** (*lu-ko-ne-kro'-sis*) [*λευκός*, white; *νέκρωσις*, death]. A form of dry gangrene, distinguished by light or nearly natural color, instead of the usual dark color of gangrene.

**Leukonic Acid** (*lu-kon'-ik*). See *Acid*.

**Leukonostoc** (*lu-ko-nos'-tok*) [*λευκός*, white, and *nos-toc*]. A genus of schizomycetes, having its elements disposed in chains and enveloped in a sheath of tough jelly. **L. mesenteroides**, is abundant in molasses, beet-root juice, and in sugar-refineries. See *Bacteria*, *Synonymatic Table of*.

**Leukonychia** (*lu-ko-nik'-e-ah*) [*λευκός*, white; *ὄνυξ*, nail]. A rare and peculiar whitish discoloration of the nails, caused by the presence of air beneath them.

**Leukopathic** (*lu-ko-path'-ik*) [*λευκός*, white; *πάθος*, disease]. Relating to or affected with leukopathia.

**Leukopathy** (*lu-ko-path'-e*), **Leukopathia** (*lu-ko-path'-e-ah*) [*λευκός*, white; *πάθος*, suffering]. Any deficiency of coloring-matter; albinism. See *Leukoderma*. **L., Congenital.** See *Albinism*. **L., Acquired.** See *Leukoderma*. **L., Partial.** See *Vitiligo*. **L., Universal.** *Albinism*.

**Leukophagium** (*lu-ko-faj'-e-um*), **Leukophagum** (*lu-koff'-ag-um*) [*λευκός*, white; *φαγεῖν*, to eat]. An old remedy for pulmonary tuberculosis, consisting of almonds, rose-water, and partridge-flesh.

**Leukophilous** (*lu-koff'-il-us*) [*λευκός*, white; *φίλος*, loving]. In biology, light-loving.

**Leukophlegmasia** (*lu-ko-fleg-ma'-ze-ah*) [*λευκός*, white; *φλέγμα*, phlegm]. 1. A condition marked by a

tendency to dropsy, accompanied by a pale, flabby skin, and general edema of the whole body; edema without pitting on pressure. 2. Phlegmasia alba dolens. Also, subcutaneous emphysema. **L. Æthiopum**, African cachexia. **L. dolens puerperarum**. Same as *Phlegmasia alba dolens*, *q. v.* **L., Essential**, a form in which there is a rapid and widespread swelling, with fever, chills, and scanty urine. **L., Hysteri**c, a peculiar form occurring in hysteric patients. **L., Primary**. See *L., Essential*. **L., Urinary**, anasarca following suppression of urine.

**Leukopiper** (*lu-ko-pi'-per*) [*λευκός*, white; *piper*, pepper]. White pepper.

**Leukoplakia** (*lu-ko-pla'-ke-ah*) [*λευκός*, white; *πλάξ*, surface]. Whitening of a surface. **L. buccalis**, a chronic superficial glossitis characterized by the presence of pearly-white or bluish-white patches on the surface of the tongue. This condition is also called *Leukoma* and *lingual psoriasis*. It is a rare affection in individuals under twenty, and in women. It is due to some irritant cause, such as the smoking of a pipe and the wearing of tooth-plates.

## TABLE OF LEUKOMAINS.

NAME.	FORMULA.	DISCOVERER.	SOURCE.	PHYSIOLOGIC ACTION.
Amphi-creatinin.	$C_9H_{19}N_7O_4$ .	Gautier.	Muscle.	
Carnin.	$C_7H_8N_4O_3$ .	Weidel.	Meat-extract.	Non-poisonous.
Cruso-creatinin.	$C_5H_8N_4O$ .	Gautier.	Muscle.	
Gerontin.	$C_5H_{14}N_2$ .	Grandis.	Liver of dog.	Poisonous; paralyzes nerve-centers.
Guanin.	$C_5H_5N_5O$ .	Unger.	Animal and vegetable tissues; guano.	Non-poisonous.
Heteroxanthin.	$C_6H_6N_4O_2$ .	Salomon.	Urine.	
Hypoxanthin.	$C_5H_4N_4O$ .	Scherer.	Brain, muscle, kidney, liver, spleen, certain plants, etc.	Non-poisonous; excitomotor.
Methyl-hydantoin.	$C_4H_6N_2O_2$ .	Guaretti and Mosso.	Fresh meat.	
Parareducin.	$C_6H_8N_3O$ .	Thudichum.	Urine.	
Paraxanthin.	$C_7H_8N_4O_2$ .	Thudichum, Salomon.	Urine.	Poisonous.
Protarnin.		Miescher.	Spawn of salmon.	
Pseudoxanthin (?)	$C_4H_8N_5O$ .	Gautier.	Muscle.	
Reducin (?)	$C_{12}H_{24}N_6O_9$ .	Thudichum.	Urine.	
Salamandarin.	$C_{34}H_{60}N_2O_5$ .	Zalesky.	Salamander.	Poisonous.
Sarcin or sarkin.	See <i>Hypoxanthin</i> .			
Spermin.	$C_2H_5N$ (?)	Schreiner.	Semen, testicles; Charcot-Leyden crystals; tissues in leukemia.	Non-poisonous.
Unnamed.	$C_3H_5NO_2$ .	Pouchet.	Urine.	
Unnamed.	$C_7H_{12}N_4O_2$ .	Pouchet.	Urine.	
Unnamed.	$C_{11}H_{24}N_{10}O_5$ .	Gautier.	Muscle.	
Unnamed.	$C_{12}H_{25}N_{11}O_5$ .	Gautier.	Muscle.	
Unnamed.	$C_{13}H_{24}N_2O_2(C_{52}H_{96}N_8O_8PS)$ .	Eliacheff.	Normal urine.	Slightly poisonous.
Unnamed.	$C_{14}H_{26}N_3O_3$ .	Eliacheff.	Urine in tuberculosis.	Poisonous.
Urethrobromin.	See <i>Paraxanthin</i> .			
Xanthin.	$C_5H_4N_4O_2$ .	Marcet.	Most animal tissues; certain plants; certain calculi.	Slightly poisonous; muscle-stimulant.
Xantho-creatinin.	$C_5H_{10}N_4O$ .	Gautier.	Muscle.	Poisonous.

**Leukophlegmatic** (*lu-ko-fleg-mat'-ik*) [*λευκός*, white; *φλέγμα*, phlegm]. Affected with or pertaining to leukophlegmasia.

**Leukophlegmatodes** (*lu-ko-fleg-mat-o'-dēz*). See *Leukophlegmatic*.

**Leukophthalmous** (*lu-koff-thal'-mus*) [*λευκός*, white; *ὄφθαλμός*, eye]. Having unusually white eyes.

**Leukophyl** (*lu'-ko-fil*) [*λευκός*, white; *φύλλον*, leaf]. In biology, a chlorophyl-producing chromogen believed to exist in etiolated plants.

**Leukoplaques** (*lu'-ko-plaks*) [*λευκός*, white; *πλάξ*, surface]. The white patches of *Leukoplakia buccalis*, *q. v.*

**Leukoplasia** (*lu-ko-pla'-ze-ah*). See *Leukoplakia*.

**Leukoplast**, or **Leukoplastid** (*lu-ko-plast'*, or *lu-ko-plast'-id*) [*λευκός*, white; *πλάσσειν*, to form]. In biology, one of the starch-forming, colorless, proteid bodies found in cells not exposed to light; amyloplast.

**Leukoplaxia** (*lu-ko-plaks'-e-ah*). See *Leukoplakia*.

**Leukopleurous** (*lu-ko-plu'-rus*) [*λευκός*, white; *πλευρόν*, rib]. Having white sides or flanks.



**Leukopodious, Leukopodous** (*lu-ko-po'-de-us, lu-ko-p'-o-dus*) [λευκός, white; πούς, foot]. Having white feet.

**Leukopogous** (*lu-ko-p'-o-gus*) [λευκός, white; πάγων, beard]. White-bearded.

**Leucopous** (*lu'-ko-pus*). See *Leukopodous*.

**Leukops** (*lu'-kops*) [λευκός, white; ὤψ, eye]. An individual having white eyes.

**Leukopterous** (*lu-ko-p'-ter-us*) [λευκός, white; πτερόν, wings]. In biology, possessing white wings.

**Leukorrhagia** (*lu-kor-a'-je-ah*) [λευκός, white; ῥεγνύναι, to burst forth]. An excessive leukorrheal flow.

**Leukorrhea** (*lu-kor-e'-ah*) [λευκός, white; ῥοία, a flow]. A whitish muco-purulent discharge from the female genital canal, popularly called "the whites." **L., Cervical**, that due to disease of the cervix uteri. **L., Infantile**, a form occurring in female infants, due to lack of cleanliness, to irritant urine, or to worms. **L., Menstrual**, a variety occurring in young anemic girls at the menstrual period, instead of the menses. **L. nabothi**, a sero-sanguineous discharge occurring for two or three days before labor. **L. masculina syphilitica**. Synonym of *Gonorrhea*, *q. v.* **L. of Pregnancy**, a vaginal discharge in the pregnant woman. It is more abundant than in the non-pregnant state, and is sometimes confounded with hydrorrhœa gravidarum. **L., Periodic**, a periodic form coinciding with the menstrual periods. **L., Uterine**, **L., Vaginal**, **L., Vulval**, forms due to uterine, vaginal, and vulval inflammation respectively.

**Leukorrheal** (*lu-kor-e'-al*) [λευκός, white; ῥοία, flow]. Of the nature of, or pertaining to, leukorrhea.

**Leukosarcoma** (*lu-ko-sar-ko'-mah*) [λευκός, white; σάρκωμα, a fleshy tumor; *pl., Leukosarcomata*]. A non-pigmented sarcoma.

**Leukoscope** (*lu'-ko-skôp*) [λευκός, white; σκοπεῖν, to inspect]. An instrument used in testing for color-blindness.

**Leukosin** (*lu'-ko-sin*) [λευκός, white]. A principle said by some to be present in asthma-crystals, and in crystals found in the blood in certain cases of leukemia.

**Leukosis** (*lu-ko'-sis*) [λευκός, white; *pl., Leukoses*]. 1. Any disease of the lymphatic system. 2. Abnormal whiteness of the skin. Also, the development and progress of leukoma.

**Leukospermous** (*lu-ko-sper'-mus*) [λευκός, white; σπέρμα, seed]. In biology, bearing white seeds.

**Leukotic** (*lu-ko'-ik*) [λευκός, white]. Relating to leukoma.

**Leukotin** (*lu-ko'-tin*) [λευκός, white;  $C_{21}H_{20}O_6$ . A crystalline substance found in *Paracoto*; it is soluble in alcohol, ether, and chloroform.

**Leukotrichous** (*lu-ko'-trik-us*) [λευκός, white; θρίξ, hair]. White-haired.

**Leukoturic Acid** (*lu-kot-u'-rik*). See *Oxalantin*.

**Leukous** (*lu'-kus*) [λευκός, white]. White.

**Leukuresis** (*lu-ku-re'-sis*) [λευκός, white; οὖρον, urine]. Albuminuria.

**Leusin** (*lu'-sin*). See *Leucin*.

**Levant Plague**. Synonym of the *Plague*, *q. v.* **L. Wormseed**. See *Santonica*.

**Levantine Plague**. Synonym of the *Plague*, *q. v.*

**Levasseur Sign**. See *Death*.

**Levator** (*le-va'-tor*) [**L., "a lifter:"** *pl., Levatores*]. 1. That which raises or elevates, as certain muscles. See *Muscles*, *Table of*. 2. An instrument used for raising a depressed portion of the skull.

**Leven** (*lev'-en*). See *Leaven*.

**Lever** (*lev'-ver*) [*levare*, to elevate]. 1. A vectis or one-armed tractor, used in obstetrics. 2. A dental instrument, used in lifting out decayed stumps. **L.,**

**Davy's**, an aorta-compressor. It is a wooden bar, which is introduced into the rectum.

**Levert's Law**. See *Law*.

**Levicellular** (*lev-e-sell'-u-lar*) [*levis*, smooth; *cellula*, cell]. Smooth-celled, as a levicellular myoma, or a levicellular muscle-fiber.

**Levigable** (*lev'-ig-a-bl*) [*levigare*, to make smooth]. Susceptible of being levigated, or reduced to fine powder by a mechanical process.

**Levigate** (*lev'-ig-at*) [*levigare*, to make smooth]. To reduce to a fine powder by rubbing or grinding; to triturate.

**Levigation** (*lev-ig-a'-shun*) [*levigatio*; *levigare*, to make smooth]. The trituration of a substance made into a paste with water or other liquid. When performed with a muller on a slab of porphyry it is called *porphyrisation*.

**Levis's Apparatus**. An apparatus for treating fracture of the clavicle, composed of an axillary pad and a sling. **L.'s Splints**, supporting structures made of light metal, and perforated, for use in the treatment of fractures.

**Levitation** (*lev-it-a'-shun*) [*levitas*, lightness]. 1. The pretended elevation of the body into the air without support, a feat professedly performed by various modern thaumaturgists. 2. The subjective sense of being aloft, and without support; a symptom in certain cases of insanity.

**Levogyrous** (*le-vo-jit'-rus*) [*levus*, left; γῦρος, a turn]. See *Levorotatory*.

**Levorotatory** (*le-vo-ro'-tat-o-re*) [*levus*, left; *rotare*, to turn]. Causing to turn toward the left hand; a levorotatory crystal is one that turns the rays of polarized light to the left.

**Levulan** (*lev'-u-lan*) [*levus*, left],  $C_6H_{10}O_5$ . An anhydrid of levulose obtained from beet-sugar molasses.

**Levulin** (*lev'-u-lin*) [*levus*, left]. A carbohydrate identical with synanthrose, occurring in immature grain and the tubers of certain composite flowers.

**Levulinic Acid** (*lev-u-lin'-ik*). See *Acid*.

**Levulosan** (*lev-u-lo'-san*) [*levus*, left],  $C_6H_{10}O_5$ . A dehydration-product prepared by heating levulose.

**Levulose** (*lev'-u-las*) [*levus*, left],  $C_6H_{12}O_6$ . The natural sugar of fruits. It reduces an alkaline solution of copper sulphate. See *Sugar*, *Glucose*, and *Fruuctose*.

**Levulosuria** (*lev-u-las-u'-re-ah*) [*levus*, left; οὖρον, urine]. The presence of levulose, or fruit-sugar, in the urine.

**Lewinin** (*lu'-in-in*) [from Dr. *Lewin*, who described it]. The *alpha* resin of kava, *q. v.*; it is said by Lewin to be as effective a local anesthetic as cocain.

**Lexipharma** (*leks-iz-ar'-mak*) [λήξις, cessation; φάρμακόν, poison]. An alexipharmac.

**Lexipyretic** (*leks-ip-i-ret'-ik*) [λήξις, cessation; πυρετός, fever]. 1. Febrifugal; antipyretic. 2. A febrifugal medicine.

**Leyden** (*li'-den*) [*Dutch*]. A town in Holland. **L. Battery**. A series of Leyden jars connected tandem. **L.-blue**. Same as *Cobalt-blue*. **L. Jar**, a glass jar coated within and without with tinfoil, reaching nearly to the neck, and surmounted by a knobbed conductor in connection with the inner coating. It is designed for the temporary "accumulation" of electricity, or rather for the preservation of the high potential to which the inner foil may be charged. It is discharged by connecting the outer foil with the knob. The jar was first made in the town of Leyden, its discovery being due to Cuneus, a pupil of Muschenbroeck. It is also called Kleistian jar or Kleist's jar. Kleist was a prebendary of Cammin, in Pomerania, and is said to have invented the jar independently of Cuneus, and a year before him, *viz.*, in 1745. **L.,**

**Periodic Vomit of.** Synonym of *Angioneurotic Edema*.

**Leyden's Crystals.** See *Charcot-Leyden Crystals*.

**Leydig's Cells.** Peculiar goblet-cells found in the epidermis of aquatic vertebrata. **L., Duct of.** See *Duct*.

**Liatris** (*li-a'-tris*) [origin unknown]. A genus of composite-flowered herbs. **L. cylindrica**, **L. elegans**, and **L. spicata** are diuretic; **L. scariosa** and **L. squarrosa** are popularly esteemed as remedies for rattlesnake bite. **L. odoratissima**, southern vanilla, contains *cumarin*, the flavoring principle of the tonka bean. Unof.

**Libanotus** (*lib-an-o'-tus*) [*λίβανός*, from *λίβανος*, frankincense]. An old name for *olibanum*.

**Libanus** (*lib'-an-us*) [*λίβανος*, frankincense]. Frankincense, or *olibanum*.

**Libavius, Fuming Liquor of.** An old name for anhydrous stannic chlorid.

**Liber** (*li'-ber*) [**L.**]. A book. **L. pharmaceuticus**, a dispensary.

**Liber** (*li'-ber*) [*liber*, the inner bark of a tree]. The inner layer of the bark in Gymnosperms and Dicotyledons.

**Liberation** (*lib-er-a'-tion*) [*liberare*, to make free]. The act of freeing. **L. of the Arms**, in breech-presentations, the bringing down of the arms of the fetus when they have become extended along the sides of the child's head.

**Liberomotor** (*lib-er-o-mo'-tor*) [*liberare*, to disengage; *motor*, mover]. Setting free or disengaging motor energy.

**Libidinous** (*lib-id'-in-us*) [*libidinosus*, lustful]. Characterized by strong sexual desire.

**Libido** (*lib-id'-o*) [**L.**]. Desire; lust. **L. intestini**, desire for defecation. **L. sexualis**, lust. **L. urinæ**, desire to urinate.

**Liborius, Bacillus of.** See *Bacteria, Synonymatic Table of*.

**Libra** (*li'-brah*) [*libra*, a balance]. A weight of twelve troy ounces, or 5760 grains. Also, applied to the avoirdupois pound of sixteen ounces, or 7000 grains.

**Libriform** (*lib'-rif-orm*) [*liber*, inner bark; *forma*, form]. In biology, resembling liber or bast. **L. Cells**, those cells of the wood that are excessively thick-walled and resemble bast or liber-fibers.

**Lice** (*lis*). See *Louse*.

**License** (*li'-sens*) [*licentia*, license]. An official permit or authority conferring on the recipient the right and privilege of exercising his profession.

**Licentiate** (*li-sen'-she-āt*) [*licentiatus*, one licensed]. A term sometimes applied to a person who practises a profession by the authority of a license.

**Lichen** (*li'-ken*) [*λεῖχην*, a lichen]. A generic term for a well-defined group of inflammatory affections of the skin, in which the lesions consist of solid papules throughout the entire course of the disease. **L. acuminatus**, a variety of *L. ruber* in which the papules are acuminate. It is usually a very acute variety, accompanied by grave constitutional symptoms (rigors, pyrexia, sweats, prostration), and by itching. The papules are minute, firm, conic, capped with scales, very closely aggregated, but can generally be recognized as surrounding the hair-follicles. **L. agrius**. See *Eczema papulosum*. **L. annulatus serpiginosus**. See *Seborrhæa corporis*. **L. Carrageen**, Irish moss. **L. circinatus serpiginosus**. See *Seborrhæa corporis*. **L. circumscriptus**. Same as *L. circinatus serpiginosus*. See also *Eczema papulosum*. **L. confertus**, a form characterized by the presence of superficial papules occurring in clusters. **L. corneus**, a form in which there are elevated horny patches. **L. diabeticorum**. See *Xanthoma diabeticorum*.

**L. disseminatus**, a variety in which the lesions are irregularly scattered over the body. **L. ferox** or **L. ferus**. See *L. agrius*. **L. gyratus**. See *Seborrhæa corporis*. **L. hæmorrhagicus**, a petechial papular eruption. **L. inveterata**, a chronic intractable form, with marked thickening of the skin. **L. lividus**, a severe form of purpura in which hemorrhage occurs into the lesions around the follicles. **L. menti**. See *Sycosis*. **L. obtusus**, *Lichen ruber obtusus*; a variety of *L. planus* in which the lesion consists of medium-sized papules, hemispherically formed, flattened on the top, and marked in the center by a fine indentation, hard, dry, smooth, wax-like, translucent to brownish-red, and scaleless. The disease is less acute than *L. acuminatus*, itches less, and is mostly circumscribed. The hair and nails never suffer. **L. pilaris**, *Lichen spinulosus*; *Lichen spinosus*; an inflammatory disease of the hair-follicles, in which a spinous epidermic peg occupies the center of the papule. It is a rather rare disease and occurs mostly in children. The papules appear in crops, each one being the size of a pin's head, red, conic, and containing in its center a horny spine that projects about one-sixteenth of an inch. There is little or no itching. See also *Keratosis pilaris*. **L. planus**, *Lichen ruber planus*; *Lichen psoriasis*; an inflammatory skin-disease, with an eruption made up of papules that are broad and angular at the base, flat and apparently glazed on the summit, slightly umbilicated, and of a dull purplish-red color. These lesions are usually symmetrically disposed, and are generally situated on the flexor surfaces of the forearms, about the wrists, the flanks, around the waist, and the knees, and calves, and also on the mucous membranes. The papules may be discrete or may coalesce, and itching may be slight or severe. **L. planus verrucosus**, a late stage of *L. planus*, characterized by wart-like enlargements of the papillæ, which are covered with dense horny crusts of a dirty-lilac hue. They are usually seen on the lower part of the leg. **L. psoriasis**. See *L. planus*. **L. ruber**, *Lichen ruber acuminatus*; a very rare skin-disease, with lesions consisting, in the beginning, of discrete, miliary, conic papules, but, as the disease advances, becoming aggregated and forming continuous red, infiltrated, and scaling patches. The whole surface may eventually become involved. The nails of the fingers and toes become affected, being of a dirty-brown color, rough, flaky, and breaking off short. The etiology and pathology of this condition are obscure. **L. ruber acuminatus**. See *Pityriasis rubra pilaris* and *Lichen ruber*. **L. ruber moniliformis**, a rare variety in which, besides the ordinary papules and plaques, there are thick moniliform bands in the flexures of the limbs, on the abdomen, and on the neck. **L. ruber obtusus**. See *L. obtusus*. **L. ruber planus**. See *L. planus*. **L. scrofulosorum**. See *L. scrofulosus*. **L. scrofulosus**, *L. scrofulosorum*; a form occurring in strumous children. The eruption is situated on the trunk, especially upon the back, either diffusely or in patches. The papules are very small, pale, conic, and surmounted by fine scales; they cause no itching, and on fading leave a rather persistent yellowish pigmentation. **L. simplex**, *Gale bedouine*; the papular stage of eczema. See *Eczema papulosum*. **L. spinosus**. See *L. pilaris*. **L. spinulosus**. See *Keratosis pilaris* and *Lichen pilaris*. **L. strophulosus**. See *Strophulus*. **L. syphiliticus**, the minute papular syphilid. See *Syphilid, Follicular*. **L. tropicus**. See *Prickly Heat*. **L. urticatus**. See *Urticaria papulosa*. **Licheniasis** (*li-ken-i'-as-is*) [*λεῖχην*, lichen]. The condition of one affected by one of the forms of lichen. **L. strophulus**. See *Lichen strophulus*.



**Lichenicolous** (*li-ken-ik'-o-lus*) [*λεικήν*, a lichen; *colere*, to inhabit]. Growing as a parasite upon lichens.

**Licheniform** (*li-ken'-if-orm*) [*λεικήν*, lichen, tree-moss; *forma*, form]. Shaped like a lichen.

**Lichenin** (*li'-ken-in*) [*λεικήν*, lichen],  $C_6H_{10}O_5$  or  $C_{12}H_{20}O_{10}$ . Moss-starch; a starch-like body found in lichens, especially in *Cetraria*, *Ramalina*, *Usnea*, *Parmelia*, *Cladonia*, and in Corsican moss (*Alsidium helminthochorton*). Iodin imparts a dirty-blue color to it. It is insoluble in cold water, but forms a jelly with hot water. See *Cetraria*; also, *Carbohydrates*, *Table of*.

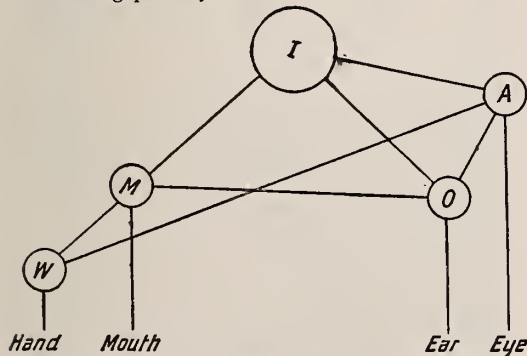
**Lichenism** (*li'-ken-izm*) [*λεικήν*, lichen]. In biology, the special form of consortium or symbiosis exhibited by algae and fungi in lichens. Cf. *Schweendener's Theory*.

**Lichenoid** (*li'-ken-oid*) [*λεικήν*, lichen; *εἶδος*, like]. 1. Same as *Dextrolichenin*. 2. See *Wandering Rash*.

**Lichnoerythrin** (*lik-no-er'-ith-rin*) [*λεικήν*, lichen; *ερυθρός*, red]. A group of red coloring-matters found especially in lichens.

**Lichnoxanthin** (*lik-no-zan'-thin*) [*λεικήν*, lichen; *ξανθός*, yellow]. A group of yellow coloring-matters occurring in both the highest and lowest classes of plants, but especially developed in lichens.

**Lichtheim's Schema**. A diagrammatic representation of the centers and pathways concerned in written and spoken language. In the schema, A represents the center for visual memories, and O that for auditory memories. M is the center for muscular memories concerned in speech, and W that for muscular memories connected with writing. I is the center for intellectual concepts. Taking the word "bell" as an example, at A will be stored the memory of the appearance of the bell, at O that of the sound of the word, at M the memory of the muscular movements necessary to pronounce the word, and at W those concerned in writing it. I represents the center of the intellectual concept of the object "bell"—the knowledge of its uses and properties. The lines indicate afferent, efferent, and connecting pathways.



LICHTHEIM'S SCHEMA.

**Licinium** (*li-sin'-e-um*) [*licium*, a thread of a web; *gen.*, *Licini*]. Lint; surgeon's lint or charpie.

**Lick** (*lik*) [ME., *licken*, to lick]. To rub with the tongue; to lap.

**Licoperdon** (*li-ko-per'-don*). See *Lycoperdon*.

**Licorice** (*lik'-or-is*) [ME., *licorice*, licorice]. See *Glycyrrhiza*. L., Indian. See *Abrus*.

**Lid** [ME., *lid*, lid]. See *Eyelid*. L.-cells, in biology, the "stigmatic cells" which for a time close the neck of the archegonium in cryptogamic plants. L.-clamp. See *Blepharostat*.

**Lie** (*li*) [ME., *lien*, to lie]. 1. To rest in a recumbent position. 2. A popular name for a "gift-spot" or white spot upon a finger nail.

**Lieberkühn's Reflector** (*le'-ber-kën*) [after *Lieberkühn*, a German physician]. A device attached to a microscope for the purpose of throwing light upon opaque objects. L.'s *Ampulla*. See *Ampulla*. L., *Crypts of*. See *Crypt*. L., *Glands of*. See *Gland*. L.'s *Jelly*, an insoluble variety of alkali-albumin formed by adding strong potash to undiluted white of egg.

**Liebermann's Reaction**. See *Tests*, *Table of*.

**Liebig** (*le'-big*). A celebrated German chemist and physiologist. L.'s *Beef-tea*, the soluble extractive matter of lean meat. It is prepared by macerating a pound of lean meat, free from fat and cut into small pieces, in a pint of cold water, in which  $\frac{1}{4}$  of hydrochloric acid and gr. xl of sodium chlorid have been dissolved. The liquid is expressed and strained. L.'s *Bouillon*. See *Bouillon*. L.'s *Extractum carnis*, a proprietary preparation consisting of the soluble fibrin of meat with the natural mineral salts and a flavoring principle, osmazome. L.'s *Foods*, those infant-foods in which the starch is to a great extent converted into sugar by malting. L.'s *Infants' Food*, a highly nutritious food made in the following manner: Mix well  $\frac{1}{2}$  ounce of ground malt with  $\frac{1}{2}$  ounce of wheat-flour and  $7\frac{1}{4}$  grains of potassium bicarbonate; add 1 ounce of water and 5 ounces of fresh cow's milk. Warm over a slow fire, and keep stirring until it begins to thicken. Remove from the fire, stir for five minutes, replace it on the fire, and remove it as soon as thick. As the starch is converted into dextrin and sugar by the diastase of the malt, it will become a thin and sweet liquid. Then, finally, boil it well. Strain through muslin. L.'s *Method*, a method of estimating the chlorids in the urine, by precipitation by mercuric nitrate. See also *Urea*.

**Liebreich's Bandage**. See *Bandage*. L.'s *Solution*, a solution of cantharidinate of potassium for hypodermatic injection in the treatment of tuberculosis. Cantharidin 2, hydrate of potassium 4 (or hydrate of sodium 3), distilled water 200. Heat to solution and add distilled water q. s. to 10,000. Dose by hypodermatic injection,  $\frac{1}{2}$  to 1 c.c. (8 to 16 minims). It causes transudation of blood-serum at the seat of the tuberculosis.

**Lien** (*li'-en*) [L.]. The spleen. *L. mobile*. See *Wandering Spleen*.

**Lienal** (*li'-en-al*) [*lien*, the spleen]. Relating to the spleen.

**Lienculus** (*li-en'-ku-lus*) [dim. of *lien*, spleen; *pl.*, *Lienuli*]. A detached part or eclave of the spleen.

**Lienic** (*li-en'-ik*) [*lien*, a spleen]. Pertaining to the spleen.

**Lienitis** (*li-en-i'-tis*) [*lien*, spleen; *ιτις*, inflammation]. Splenitis.

**Lienocoele** (*li-en'-o-sël*) [*lien*, a spleen; *κήλη*, hernia]. Hernia of some part or of all of the spleen.

**Lienomalacia** (*li-en-o-mal-a'-se-ah*) [*lien*, spleen; *μαλακία*, softening]. Morbid softening of the tissue of the spleen.

**Lienteric** (*li-en-ter'-ik*) [*λεῖος*, smooth; *έντερον*, intestine]. Pertaining to or affected with lenteria.

**Lientery** (*li'-en-ter-e*) [*λεῖος*, smooth; *έντερον*, intestine]. A kind of diarrhea in which the food passes rapidly through the bowels without undergoing digestion.

**Liernur System**. See *Sewage*, *Disposal of*.

**Lieutaud, Uvula of**. A longitudinal mesial ridge in the trigone of the bladder.

**Life** (*lif*) [ME., *lif*, life]. The force or principle underlying or causing the phenomena of organized beings. The power by which an organism exists and exercises self-movement in response to emotions or sensations and adapts itself to its environment. **L., Animal**, the functions depending directly on the cerebro-spinal nervous system and the voluntary muscles, as distinguished from **L., Vegetative**; that is, the functions of digestion, respiration, reproduction, etc.; **L., Change of**, that period in the life of a female at which menstruation ceases; the climacteric period. **L., Duration of**. See *Probable*. **L. Everlasting**; Cud-weed, the herbs *Gnaphalium margaritaceum* and *G. polycephalum*, tonic, astringent, and anodyne. They constitute a domestic remedy of some repute in affections of the chest and bowels. Dose of a decoction *ad lib.*; of the fld. ext.  $\mathfrak{M}\text{xv}-\mathfrak{z}\mathfrak{j}$ . Unof. **L., Expectation of**, the average number of years a person is expected to live, as calculated from life-tables. The following table, taken from those constructed by Dr. W. Ogle, of the English Registrar-General's department, shows the average expectation of life at given ages, and also the number of persons of each sex, among every million born at a given time, who may be expected to be alive at the end of each year after that. The figures are based on the death-rates of the years 1871-80:—

AGE.	Of 1,000,000 born, the number surviving at the end of each year of life.		Mean after-lifetime (expectation of life).	
	MALES.	FEMALES.	MALES.	FEMALES.
0	1,000,000	1,000,000	41.35	44.62
1	841,417	871,266	48.05	50.14
2	790,201	820,480	50.14	52.22
3	763,737	793,359	50.86	52.99
4	746,587	775,427	51.01	53.20
5	734,068	762,622	50.87	53.08
6	726,815	755,713	50.38	52.56
7	721,103	750,276	49.77	51.94
8	716,309	745,631	49.10	51.26
9	712,337	741,727	48.37	50.53
10	708,990	738,382	47.60	49.76
11	706,146	735,405	46.79	48.96
12	703,595	732,697	45.96	48.13
13	701,200	730,122	45.11	47.30
14	698,840	727,571	44.26	46.47
15	696,419	724,956	43.41	45.63
16	693,695	722,084	42.58	44.81
17	690,746	718,993	41.76	44.00
18	687,507	715,622	40.96	43.41
19	683,941	711,946	40.17	42.43
20	680,933	707,949	39.40	41.66
21	675,769	703,616	38.64	40.92
22	671,344	699,141	37.89	40.18
23	666,754	694,521	37.15	39.44
24	661,997	689,759	36.41	38.71
25	657,077	684,858	35.68	37.98
26	651,998	679,822	34.96	37.26
27	646,757	674,661	34.24	36.54
28	641,353	669,372	33.52	35.83
29	635,778	663,959	32.81	35.11
30	630,038	658,418	32.10	34.41
31	624,124	652,747	31.40	33.70
32	618,056	646,957	30.71	33.00
33	611,827	641,045	30.01	32.30
34	605,430	635,003	29.33	31.60
35	598,860	628,842	28.64	30.90
36	592,107	622,554	27.96	30.21
37	585,167	616,144	27.29	29.52
38	578,019	609,599	26.62	28.83
39	570,656	602,924	25.96	28.15
40	563,077	596,113	25.30	27.46
41	555,254	589,167	24.65	26.78
42	547,288	582,104	24.00	26.10
43	539,161	574,919	23.35	25.42
44	530,858	567,612	22.71	24.74
45	522,374	560,174	22.07	24.06
46	513,702	552,602	21.44	23.38
47	504,836	544,892	20.80	22.71
48	495,761	537,043	20.18	22.03

AGE.	Of 1,000,000 born, the number surviving at the end of each year of life.		Mean after-lifetime (expectation of life).	
	MALES.	FEMALES.	MALES.	FEMALES.
49	486,479	529,048	19.55	21.36
50	476,980	520,901	18.93	20.68
51	467,254	512,607	18.31	20.01
52	457,022	504,188	17.71	19.34
53	446,510	495,645	17.12	18.66
54	435,729	486,973	16.53	17.98
55	424,677	477,440	15.95	17.33
56	413,351	467,443	15.37	16.69
57	401,740	456,992	14.80	16.06
58	389,827	446,079	14.24	15.45
59	377,591	434,695	13.68	14.84
60	365,011	422,835	13.14	14.24
61	352,071	410,477	12.60	13.65
62	338,820	397,644	12.07	13.08
63	325,256	384,319	11.56	12.51
64	311,368	370,495	11.05	11.96
65	297,156	356,165	10.55	11.42
66	282,638	341,326	10.07	10.90
67	267,829	325,988	9.60	10.39
68	252,763	310,170	9.14	9.89
69	237,487	293,899	8.70	9.41
70	222,056	277,225	8.27	8.95
71	206,539	260,207	7.85	8.50
72	190,971	242,934	7.45	8.07
73	175,449	225,497	7.07	7.65
74	160,074	208,003	6.70	7.25
75	144,960	190,566	6.34	6.87
76	130,227	173,316	6.00	6.51
77	115,986	156,392	5.68	6.16
78	102,359	139,927	5.37	5.82
79	89,449	124,065	5.07	5.50
80	77,354	108,935	4.79	5.20
81	66,153	94,662	4.51	4.90
82	55,842	81,395	4.26	4.63
83	46,489	68,966	4.01	4.37
84	38,132	57,723	3.58	4.12
85	30,785	47,631	3.56	3.88
86	24,436	38,710	3.36	3.66
87	19,954	30,958	3.17	3.46
88	14,576	24,338	2.99	3.26
89	10,926	18,788	2.82	3.08
90	8,015	14,225	2.66	2.90
91	5,748	10,553	2.51	2.74
92	4,025	7,658	2.37	2.58
93	2,749	5,429	2.24	2.44
94	1,828	3,756	2.12	2.30
95	1,183	2,533	2.01	2.17
96	742	1,661	1.90	2.11
97	452	1,057	1.81	2.03
98	266	653	1.72	1.83
99	151	389	1.65	1.73
100	82	225	1.61	1.62

**L., Extra-uterine**, post-natal existence. **L., Fetal**, life of the fetus. **L., Intra-uterine**, life within the uterus. **L., Mean Duration of**, the expectation of life at birth. **L., Reproductive**, **L., Sexual**, that period of life during which the individual is capable of begetting or bearing offspring. **L.-root**, ragwort. The herb *Senecio aureus* gathered in flower; an expectorant, diuretic, alterative, and tonic. It was formerly used by the Indians as a vulnerary, and is a favorite remedy with eclectic practitioners. Dose of a decoction *ad lib.*; of the fld. ext.  $\mathfrak{M}\text{xxx}-\mathfrak{z}\mathfrak{j}$ ; of a strong tincture,  $\mathfrak{M}\text{viii}-\text{xx}$ ; of *senecin*, its resinoid, gr. j-iiij. **L.-table**, a table constructed to show the number and ages of the living, and the number and ages of the dying in a community or society. **Halley's Life-table**, the earliest English table, was constructed in the second half of the 18th century, and suggested De Mowre's Hypothesis. **Price's Northampton Life-table** was used by the Equitable Life Assurance Co., of New York, upon its establishment in 1762. These tables were not constructed by a comparison of the deaths and the living at each age, but from the deaths only; and as births and deaths are not equal, and as migration also disturbs the stability of population, these tables are not correct, as they overstate the mortality of young adults



and do not dissociate males and females. Dr. Farr constructed three **English Life-tables**, designated respectively, Nos. 1, 2, and 3, and various other tables have been made, called the **Healthy Districts**, the **Upper Class Experience**, the **Healthy Males**, the **Clerical Experience-tables**, etc. The last noteworthy table is the **New English Life-table**, by Dr. Ogle, which starts with a million males and a million females and shows the number surviving at each age, and the mean expectation of life at each age. See *Life, Expectation of*. **L.-time, Mean After**. Synonym of *Expectation of life*. See *Life, Expectation of*. **L. Vegetative**. See *L., Animal*.

**Lift-cure** (*lift-kür*). The therapeutic use of the "health lift" (*q. v.*), and of other similar devices.

**Ligament** (*lig'-am-ent*), **Ligamentum** (*lig-am-en-tum*) [*ligamentum*; *ligare*, to bind]. A band of flexible, compact connective tissue connecting the articular ends of the bones, and sometimes enveloping them in a capsule. **L., Accessory**. See *L., Coraco-humeral*. **L., Acromio-clavicular**, a broad ligament covering the acromio-clavicular articulation and extending from the clavicle to the acromial process of the scapula. **L., Acromio-clavicular, Inferior**, one extending from the clavicle to the acromial process of the scapula, across the lower portion of the acromio-clavicular articulation. **L., Alar** (*of knee*), one of the two folds of synovial membrane on either side of the mucous ligament. **L., Annular** (*of radius*), that surrounding the head of the radius. **L., Annular** (*of stapes*), that extending from the base of the stapes to the oval window. **L., Annular, Anterior** (*of ankle*), the broad ligament covering the anterior surface of the ankle-joint. **L., Annular, Anterior** (*of wrist*), a strong ligament extending from the trapezium to the unciform bone, confining the flexor tendons. **L., Annular, External** (*of ankle*), that joining the posterior border of the external malleolus and the external surface of the calcaneum. **L., Annular, Internal** (*of ankle*), one joining the internal malleolus and the inner surface of the os calcis. **L., Annular, Posterior** (*of carpus*), a strong ligament reaching from the styloid process and lower end of the radius, across the back of the wrist to the styloid process of the ulna. **L., Anterior** (*of ankle*), a small ligament in front of the ankle-joint. **L., Anterior** (*of elbow*), that extending from the coronoid process of the ulna to the coronoid fossa of the humerus. **L., Anterior** (*of knee*), the ligamentum patellæ. **L., Anterior** (*of malleus*), that extending from the spine of the sphenoid to the anterior portion of the head and neck of the malleus. **L., Anterior** (*of uterus*), one of the fibrous and peritoneal folds extending from the bladder to the uterus. **L., Anterior** (*of wrist*), a strong, broad ligament extending from the anterior surface of the upper row of carpal bones to the lower ends of the ulna and radius. **L., Arcuate**, one of the arched ligaments extending from the body of the diaphragm to the last rib, and to the transverse process of the first lumbar vertebra. **L., Arnold's**. See *L., Suspensory* (*of incus*). **L., Arterial**, the fibrous remains of the ductus arteriosus. **L., Aryteno-epiglottic**, one of the ligamentous folds joining the epiglottis and the arytenoid cartilage. **L., Arytenoid, Inferior**, one of the false vocal bands. **L., Astragalo-calcaneal, External**, that joining the external surface of the astragalus and the outer margin of the calcaneum. **L., Astragalo-calcaneal, Internal**, one extending from the os calcis to the posterior margin of the sustentaculum tali. **L., Astragalo-calcaneal, Posterior**. See *L., Calcaneo-astragaloid, Posterior*. **L., Astragalo-navicular, Superior**. See *L., Astragalo-scaphoid, Superior*. **L.,**

**Astragalo-scaphoid, Internal**, one joining the inner surfaces of the astragalus and the scaphoid. **L., Astragalo-scaphoid, Superior**, one joining the anterior extremity of the astragalus and the upper surface of the scaphoid. **L., Atlanto-axial**. See *L., Atlo-axoid*. **L., Atlanto-axial, Deep**. See *L., Atlo-axoid, Anterior*. **L., Atlanto-axial, Posterior**, one joining the neural arches of the atlas and the axis. **L., Atlanto-axial, Superficial**. See *L., Atlanto-axial, Anterior*. **L., Atlanto-occipital**. See *L., Atlo-occipital*. **L., Atlanto-occipital, Posterior**. See *L., Occipito-atlantal, Posterior*. **L., Atlo-axoid**, that joining the atlas and the axis. **L., Atlo-axoid, Anterior**, that joining the ventral margins of the atlas and the axis. **L., Atlo-occipital**, that joining the atlas and the occiput. **L., Auricular, Anterior**, a broad ligament extending from the zygoma to the cauda helix. **L., Auricular, Posterior**, one reaching from the mastoid process to the posterior surface of the ear. **L., Auricular, Superior**, a portion of the temporal fascia, inserted into the upper portion of the cartilage of the ear. **L., of Barkow**, ligamentous fibers in the fatty tissue in the upper portion of the olecranon fossa. **L., Bellini's**. See *L., Tendino-trochanterian*. **L., Bertin's**, the ilio-femoral ligament. **L., of Bigelow**. See *L., Ilio-femoral*. **L., Broad** (*of liver*), a broad fold of peritoneum extending from the diaphragm to the upper surface of the liver. **L., Broad** (*of lungs*), one of the folds of the pleura, connecting the lower surfaces of the lungs with the diaphragm. **L., Broad** (*of uterus*), a fold of peritoneum extending laterally from the uterus to the pelvic wall. **L., Burns' (Allen)**. See *L., Hey's*. **L., Calcaneo-astragaloid, Internal**. See *L., Astragalo-calcaneal, Internal*. **L., Calcaneo-astragaloid, Interosseous**, that uniting the calcaneum and the astragalus. **L., Calcaneo-astragaloid, Posterior**, one joining the calcaneum and the posterior border of the astragalus. **L., Calcaneo-cuboid, Dorsal**. See *L., Calcaneo-cuboid, Superior*. **L., Calcaneo-cuboid, Internal**, one joining the inner surfaces of the calcaneum and the cuboid. **L., Calcaneo-cuboid, Interosseous**. See *L., Calcaneo-cuboid, Internal*. **L., Calcaneo-cuboid, Long**, one running from the under surface of the calcaneum to the under surface of the cuboid. **L., Calcaneo-cuboid, Short**, a thick ligament extending between the os calcis and the under surface of the cuboid. **L., Calcaneo-cuboid, Superior**, one attached to the dorsal surface of the calcaneum, and inserted into the dorsal surface of the cuboid. **L., Calcaneo-fibular**, that joining the apex of the external malleolus to the outer surface of the calcaneum. **L., Calcaneo-navicular, Inferior**. See *L., Calcaneo-scaphoid, Inferior*. **L., Calcaneo-scaphoid, Dorsal**. See *L., Calcaneo-scaphoid, External*. **L., Calcaneo-scaphoid, External**, that extending from the calcaneum at its articulation with the astragalus to the external surface of the scaphoid. **L., Calcaneo-scaphoid, Inferior**, one joining the anterior and inner end of the calcaneum to the under surface of the scaphoid. **L., Calcaneo-scaphoid, Interosseous**. See *L., Calcaneo-scaphoid, External*. **L., Calcaneo-scaphoid, Plantar**. See *L., Calcaneo-scaphoid, Inferior*. **L., Calcaneo-scaphoid, Superior**. See *L., Calcaneo-scaphoid, External*. **L., Camper's**, the deep layer of the perineal fascia covering the bulb of the urethra and the crura of the penis. **L., Capsular**, a heavy fibrous structure surrounding an articulation, and lined by synovial membrane. **L., Carcassonne's**. See *L., Pubo-vesical, Middle*. **L., Carpal, Anterior**, that covering the palmar surface of the carpus. **L., Carpal, Common**, the annular ligament of the wrist-

joint. **L., Carpal, Dorsal**, short ligaments binding together the dorsal surfaces of the carpal bones. **L., Carpal, Posterior**. See *L., Annular, Posterior (of carpus)*. **L., Carpo-metacarpal, Dorsal**, those joining the dorsal surfaces of the carpal and metacarpal bones. **L., Carpo-metacarpal, Interosseous**, one joining the os magnum and the unciform to the third and fourth metacarpal bones. **L., Carpo-metacarpal, Palmar**, those joining the palmar surfaces of the metacarpal to the carpal bones. **L., Caudal**, fibrous tissue uniting posteriorly the two lower vertebrae of the coccyx. **L., Check**, one controlling the movements of a joint. **L., Ciliary**. See *L. pectinatum*. **L., Cleido-costal**. See *L., Rhomboid*. **L., Colles'**. See *L., Triangular*. **L., Conoid**, the inner portion of the coraco-clavicular ligament. It is attached to the coracoid process of the scapula and the coronoid tubercle of the clavicle. **L., Cooper's Suspensory**. See *L., Suspensory (of Mammary)*. **L., Coraco-acromial**, a triangular-shaped ligament extending from the tip of the acromial process to the outer surface of the coracoid process of the scapula. **L., Coraco-clavicular**, that joining the coracoid process of the scapula and the clavicle. **L., Coraco-humeral**, that joining the coracoid process of the scapula and the upper and posterior portion of the capsule of the shoulder-joint and the upper part of the humerus. **L., Coracoid**, a fibrous structure forming the scapular foramen, extending from the coracoid process to the supra-scapular notch. **L., Corniculo-pharyngeal**, ligamentous fibers extending from the cornicula of the larynx to the walls of the pharynx. **L., Coronary (of knee)**, short fibers binding the semilunar cartilages to the head of the tibia. **L., Coronary (of liver)**, a peritoneal fold extending from the posterior edge of the liver to the diaphragm. **L., Coronary (of radius)**. See *L., Annular (of radius)*. **L., Costo-central**, ligamentous tissue binding the head of a rib to the vertebral body. **L., Costo-central, Anterior**, a fan-shaped ligament extending from the vertebrae and the inter-vertebral cartilages to the head of the rib. **L., Costo-clavicular**. See *L., Rhomboid*. **L., Costo-colic**. See *L., Phrenico-colic*. **L., Costo-coracoid**, that joining the first rib and the coracoid process of the scapula. **L., Costo-pericardiac**, that joining the upper costo-sternal articulations with the pericardium. **L., Costo-sternal, Anterior**, a fibrous structure joining the sternum and the anterior edges of the cartilages of the true ribs. **L., Costo-sternal, Posterior**, one joining the sternum and the posterior surface of the cartilages of the true ribs. **L., Costo-transverse**, one of the ligaments binding the ribs to the adjacent transverse processes of the dorsal vertebrae. **L., Costo-transverse, Anterior**. See *L., Costo-transverse, Superior*. **L., Costo-transverse Interosseous**. See *L., Costo-transverse, Middle*. **L., Costo-transverse, Long**. See *L., Costo-transverse, Superior*. **L., Costo-transverse, Middle**, one running between the anterior surface of the transverse process of a dorsal vertebra and the neck of the adjacent rib. **L., Costo-transverse, Posterior**, one joining the transverse process of a dorsal vertebra and the tubercle of the adjacent rib. **L., Costo-transverse, Superior**, one extending between the lower margin of the transverse process of a dorsal vertebra, and the crest on the upper margin of the neck of the subjacent rib. **L., Costo-vertebral**, one of those binding the ribs to the adjacent vertebrae. **L., Costo-vertebral, Interarticular**, one of the strong ligaments joining the dorsal intervertebral fibro-cartilages and the crests on the heads of the ribs. **L., Costo-xiphoid**, fibrous tissue binding the cartilages of the sixth and

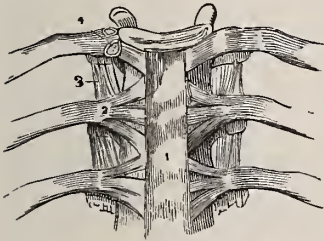
seventh ribs to the xiphoid cartilage. **L., Cotyloid**, a ring of fibro-cartilaginous tissue at the margin of the acetabulum. **L., Cowper's**. Same as *L., Pubic*. **L., Cranio-vertebral**, one of those extending between the cranium and the vertebrae. **L., Crico-arytenoid, Posterior**, one of those joining the cricoid and arytenoid cartilages posteriorly. **L., Crico-pharyngeal**, that extending between the upper and posterior margin of the cricoid cartilage and the anterior pharyngeal wall. **L., Crico-Santorinian**, one of those binding together Santorini's cartilages and the cricoid cartilage. **L., Crico-thyroid**, one of those joining the cricoid and thyroid cartilages. **L., Crico-thyroid, Anterior**, one on the anterior surfaces of the cricoid and thyroid cartilages. **L., Crico-thyroid, Middle**, the crico-thyroid membrane. **L., Crico-tracheal**, that joining the cricoid cartilage and the uppermost tracheal ring. **L., Crucial (of atlas)**. See *L., Cruciform*. **L., Crucial (of the fingers)**, one of the small ligaments running obliquely on the palmar surface of the phalangeal joints. **L., Crucial, Anterior**, the smaller crucial ligament of the knee, extending from the upper surface of the tibia to the inner surface of the external condyle of the femur. **L., Crucial, External**. See *L., Crucial, Anterior*. **L., Crucial, Internal**. See *L., Crucial, Posterior*. **L., Crucial, Posterior**, one extending from the popliteal notch of the tibia, and the external semilunar cartilage, to the anterior portion of the internal condyle of the femur. **L., Cruciate**, a Y-shaped process of the deep fascia of the leg, situated at the bend of the ankle. It extends from the internal malleolus to the external surface of the anterior portion of the calcaneum. **L., Cruciform**, a cross-shaped ligament, formed by the transverse ligament of the atlas and a vertical band of fibers extending from the middle of this ligament to the body of the axis. **L., Cuneiform, Interosseous**. See *L., Intercuneiform*. **L., Deltoid**. See *L., Lateral Internal (of ankle-joint)*. **L., Dentate**. See *L., Denticulate*. **L., Denticulate**, a band of fibrous connective tissue passing from the arachnoid to the pia in the interval between the anterior and posterior nerve-roots. **L., Douglas's**, the folds of peritoneum extending between the dorsal surface of the uterus and the ventral surface of the rectum. **L., Duodeno-renal**, a peritoneal fold joining the transverse mesocolon and the parietal peritoneum in the region of the right kidney. It forms the posterior boundary of Winslow's foramen. **L. of Ellis**. See *L. of the Rectum*. **L., External (of malleus)**, that running from the outer wall of the tympanum to the crista capitis mallei. **L., Falciform**, a sickle-shaped expansion of the great sacro-ischiatic ligament, extending along the inner margin of the tuberosity and inferior ramus of the ischium. **L., Falciform (of liver)**. See *L., Broad (of liver)*. **L. of Fallopius**. See *L., Poupard's*. **L., False (of bladder)**, one of the peritoneal folds radiating from the urinary bladder. **L., False, Superior (of the bladder)**, one of the peritoneal folds, running in the median line, from the fundus of the bladder to the umbilicus. **L., Femoral**. See *L., Hey's*. **L., Flood's**, the gleno-humeral ligament. **L., Gastro-colic**, the fold of the great omentum attached to the colon and the stomach. **L., Gastro-hepatic**, the fold of the great omentum attached to the stomach and the liver. **L., Gastro-lienal**. See *L., Gastro-splenic*. **L., Gastro-pancreatic**, a sickle-shaped peritoneal fold joining the posterior surface of the stomach and the anterior surface of the pancreas. **L., Gastro-phrenic**. See *L., Phrenico-gastric*. **L., Gastro-splenic**, a peritoneal fold joining the gastric cul-de-sac and the



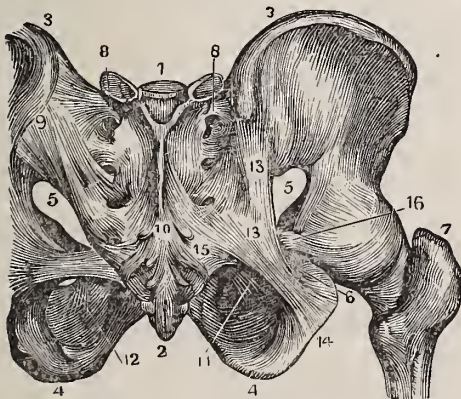


LIGAMENTS OF ELBOW-JOINT.

1. Humerus. 2. Ulna. 3. Radius. 4. External lateral ligament. 5. Orbicular ligament. 6. Posterior ligament. 7, 8. Condyles of humerus. 9. Interosseous membrane.

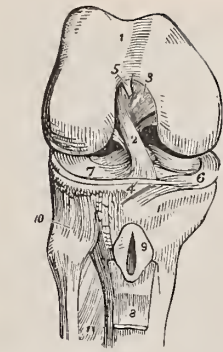


LIGAMENTS OF THE COSTO-VERTEBRAL ARTICULATIONS.



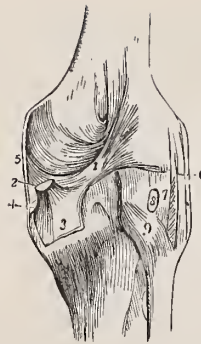
LIGAMENTS OF THE PELVIS, POSTERIOR VIEW.

1. Articular surface of sacrum for last lumbar vertebra. 2. Coccyx. 3. Crest of ilium. 4. Tuberosity of ischium. 5. Great sacro-trochanter foramen. 6. Lesser sacro-sciatic foramen. 7. Great trochanter. 8. Posterior sacro-iliac ligament. 9. Posterior inferior spine of ilium. 10. Supra-spinous ligament. 11. Obturator membrane. 12. Lesser sacro-sciatic foramen. 13, 14. Great sacro-sciatic ligament. 15. Lesser sacro-sciatic ligament. 16. Spine of ischium.



RIGHT KNEE-JOINT, INTERNAL LIGAMENTS, ANTERIOR VIEW.

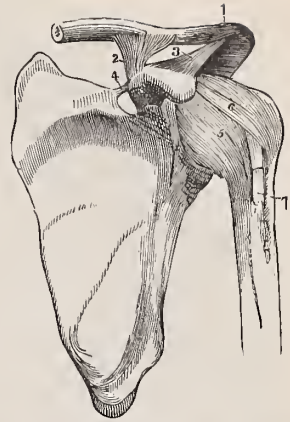
1. Lower extremity of femur. 2. Anterior crucial ligament. 3. Posterior crucial ligament. 4. Transverse ligament. 5. Intercondylar fossa. 6. Semilunar fibro-cartilages (internal). 7. Semi-lunar fibro-cartilages (external). 8. Ligamentum patellae. 9. Tubercle of tibia. 10. Capsular ligament. 11. Interosseous membrane.



LIGAMENTS OF RIGHT KNEE-JOINT, POSTERIOR VIEW.

1. Posterior ligaments, or ligamentum Winslowii (oblique fasciculus). 2. Tendon of semi-membranous muscle. 3. Tibia. 4. Bursa. 5. Internal lateral ligament. 6. Long external lateral ligament. 7. Short external lateral ligament. 8. Popliteus muscle. 9. Posterior, or internal crucial ligament.

- a. Anterior common ligament. b. Anterior occipito-atloid ligament. c. Anterior common ligament (continuation). d. Anterior atlo-axial ligament. e. Capsular ligament. f. Synovial membrane. g. Lateral occipito-atloid ligament.

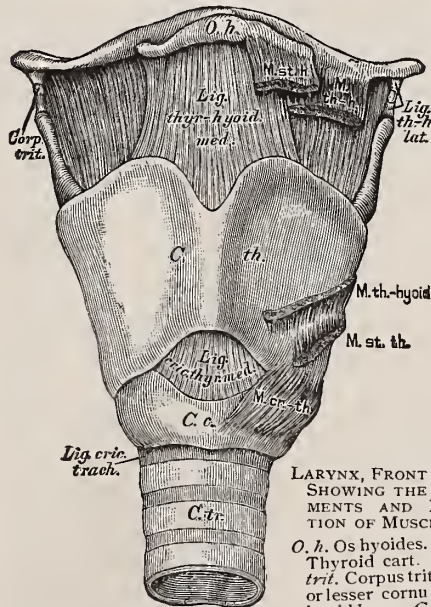


LIGAMENTS OF THE SHOULDER-JOINT.

1. Superior acromio-clavicular ligament. 2. Coraco-clavicular. 3. Coraco-acromial. 4. Transverse. 5. Capsular. 6. Coraco-humeral. 7. Tendon of long head of biceps.



LIGAMENTS OF THE OCCIPITO-ATLOID JOINT.



LARYNX, FRONT VIEW, SHOWING THE LIGAMENTS AND INSERTION OF MUSCLES.

- O. h. Os hyoides. C. th. Thyroid cart. Corp. trit. Corpus triticeum or lesser cornu of the hyoid bone. C. c. Cricoid cart. C. tr. Tracheal cartilage. Middle thyro-hyoid ligament. Lig. th-h. lat. Lateral thyro-hyoid ligament. Lig. cric-thyr. med. Middle crico-thyroid ligament. Lig. cric-trach. Crico-tracheal ligament. M. st-h. Sterno-hyoid muscle. M. th-hyoid. Thyro-hyoid muscle. M. st-th. Sterno-thyroid muscle. M. cr-th. Crico-thyroid muscle.

hilum of the spleen. **L. of Gerdy**, the suspensory ligament of the axilla, extending from the coracoid process to the skin surrounding the hollow of the axilla. **L., Gimbernat's**, a triangular expansion of the aponeurosis of the external oblique muscle, connected anteriorly to Poupart's ligament and attached to the ilio-pectineal line. **L., Gleno-humeral**, a portion of the coraco-humeral ligament, attached to the inner and upper portion of the bicipital groove. **L., Glenoid**, one of those joining the phalanges (palmar surfaces) and the corresponding metacarpal bones. **L., Glenoid (of scapula)**, a ring of fibro-cartilaginous tissue attached to the rim of the glenoid fossa. **L., Glosso-epiglottic**, an elastic ligamentous band connecting the epiglottis to the hyoid bone. **L., Glosso-epiglottidean**. See *L., Glosso-epiglottic*. **L., Helmholtz's**, that portion of the anterior ligament of the malleus that is attached to the spina tympanica major. **L., Hepatico-colic**, a peritoneal fold joining the under surface of the right lobe of the liver and the ascending meso-colon. **L., Hepatico-duodenal**, a peritoneal fold running from the transverse fissure of the liver to the duodenum. It forms the anterior boundary of Winslow's foramen. **L., Hepatico-renal**. See *L., Hepatico-colic*. **L., Hey's**, also called the femoral ligament; a sickle-shaped expansion of the fascia lata. **L., Hunter's**, a term for the round ligament of the uterus. See *L., Round (of uterus)*. **L., Hyo-epiglottic**, one joining the under surface of the epiglottis and the upper surface of the hyoid bone. **L., Ilio-femoral**, a strong ligament extending from the anterior inferior iliac spine to the lesser trochanter and the intertrochanteric line. **L., Ilio-femoral, Anterior**, the anterior portion of the ilio-femoral ligament. **L., Ilio-femoral, Inferior**. See *L., Ilio-femoral, Anterior*. **L., Ilio-femoral, Lateral**. See *L., Ilio-femoral, Superior*. **L., Ilio-femoral, Superior**, one extending from the anterior inferior spine of the ilium to the proximal end of the anterior intertrochanteric line. **L., Ilio-lumbar**, a ligament extending from the transverse process of the fifth lumbar vertebra to the iliac crest and the anterior surface of the sacro-iliac synchondrosis. **L., Ilio-lumbar, Inferior**. See *L., Ilio-lumbar*. **L., Ilio-lumbo-vertebral**. See *L., Ilio-lumbar*. **L., Ilio-pectineal**, that portion of the pelvic fascia extending from the ilio-pectineal line to the capsular ligament of the hip. **L., Ilio-pubic**. See *L., Poupart's*. **L., Ilio-sacral, Anterior**. See *L., Sacro-iliac, Anterior*. **L., Ilio-sacral, Interosseous**. See *L., Sacro-iliac, Interosseous*. **L., Ilio-sacral, Long Posterior**. See *L., Sacro-iliac, Oblique*. **L., Ilio-sacral, Short Posterior**. See *L., Sacro-iliac, Short*. **L., Ilio-trochanteric**. See *L., Ilio-femoral, Superior*. **L., Inferior (of glottis)**, one of the inferior or true vocal bands. **L., Inferior (of malleus)**, one extending from the handle of the malleus to the outer wall of the tympanum. **L., Infundibulo-ovarian**, that portion of the free edge of the broad ligament of the uterus extending between the infundibulum and the pelvic end of the ovary. **L., Infundibulo-pelvic**, that portion of the free edge of the broad ligament of the uterus joining the infundibulum and the pelvic wall. **L., Inguinal**. See *L., Poupart's*. **L., Inguinal, External**, the part of Poupart's ligament running from the anterior superior iliac spine to the fascia lata. **L., Interarticular (of hip)**. See *L. teres*. **L., Interarticular (of ribs)**. See *L., Costo-vertebral, Interarticular*. **L., Interchondral**, one of those joining adjacent costal cartilages. **L., Interclavicular**, one joining the sternal extremities of the clavicles and the sternum. **L.,**

**Intercostal**, one of those joining adjacent ribs. **L., Intercostal, External**, one of those filling the intercostal spaces externally between the sternum and the intercostal muscles. **L., Intercostal, Internal**, one of the fibrous bands uniting adjacent ribs. **L., Intercrural**, one of those connecting the laminae of the vertebrae. **L., Intercuneiform**, one of those joining the cuneiform bones of the tarsus. **L., Interhyal**, one in the embryo joining the malleus and the stylohyal cartilage. **L., Interlobular**, a prolongation of the pleura, between the lobes of the lungs. **L., Intermetacarpal**, one of those joining the metacarpal bones. **L., Intermetacarpal, Dorsal**, one of four ligaments running transversely across the dorsal surfaces of the upper ends of the metacarpal bones. **L., Intermetacarpal, Palmar**, one of those joining the palmar surfaces of the upper ends of the metacarpal bones. **L., Intermetatarsal**, one of those joining the metatarsal bones. **L., Intermetatarsal, Dorsal**, a ligamentous structure joining the dorsal surfaces of the bases of the metatarsal bones. **L., Intermetatarsal, Plantar**, one of those joining the plantar surfaces of the upper ends of the metatarsal bones. **L., Intermuscular**, a fascial prolongation between muscles. **L., Interosseous, Inferior Tibio-fibular**. See *L., Tibio-fibular Interosseous, Inferior*. **L., Interspinal**. See *L., Interspinous*. **L., Interspinous**, one extending between the spinous processes of adjacent vertebrae. **L., Intertransverse**, one extending between the transverse processes of adjacent vertebrae. **L., Ischio-capsular**, one extending from the ischium, near the acetabulum, to the zona orbicularis. **L., Ischio-femoral**, one running from the ischium to the great trochanter. **L., Jugal (of larynx)**. See *L., Crico-Santorinian*. **L., Lateral (of liver)**, one of the peritoneal folds between the sides of the liver and the under surface of the diaphragm. **L., Lateral, External (of ankle)**, that running between the external malleolus and the calcaneum. **L., Lateral, External (of carpus)**, that extending from the scaphoid bone to the styloid process of the radius. **L., Lateral, External (of elbow)**, that extending from the annular ligament of the radius to the external condyle of the humerus. **L., Lateral, External (of jaw)**, that extending from the lower border of the zygoma to the outer surface of the neck of the inferior maxilla. **L., Lateral, External (of knee)**, that joining the head of the fibula and the internal condyle of the tibia. **L., Lateral, External (of wrist)**. See *L., Lateral, External (of carpus)*. **L., Lateral, Internal (of ankle-joint)**, one joining the internal malleolus, and the astragalus, calcaneum, and scaphoid. **L., Lateral, Internal (of carpus)**, a ligamentous cord joining the styloid process of the ulna, the pisiform bone, and the anterior annular ligament. **L., Lateral, Internal (of elbow)**, one extending from the coronoid process of the ulna and the inner edge of the sigmoid fossa, to the internal condyle of the humerus. **L., Lateral, Internal (of jaw)**. See *L., Lateral, Internal (of Temporo-maxillary articulation)*. **L., Lateral, Internal (of knee)**, one extending from the internal condyle of the femur to the internal condyle and shaft of the tibia. **L., Lateral, Internal (of temporo-maxillary articulation)**, one extending from the inferior maxilla, near the inferior dental foramen, to the spinous process of the sphenoid bone. **L., Lateral, Long External (of knee)**, one running from the external condyle of the femur to the head of the fibula. **L., Lateral, Short External (of knee-joint)**, one extending from the head of the fibula to the external condyle of the femur and posterior portion of the



capsular ligament. **L., Lateral, Short Internal** (*of knee-joint*), one joining the upper portion of the tibia and the internal fibro-cartilage. **L., Lauth's**, the transverse ligament of the atlas. **L., Longitudinal** (*of liver*). See **L., Broad** (*of liver*). **L., Lumbo-costal**, the anterior edge of the lumbo-dorsal fascia. **L., Lumbo-iliac**. See **L., Ilio-lumbar**. **L., Lumbo-sacral**, a part of the ilio-lumbar, extending from the sacrum to the ilium, across the sacro-iliac synchondrosis. **L., Mauchart's**. Same as **L., Odontoid, Alar**. **L., Metacarpal, Transverse**, one joining the distal extremities of the four inner metacarpal bones. **L., Metacarpo-phalangeal, Anterior**. See **L., Glenoid**. **L., Metacarpo-phalangeal, Lateral**, one joining the lateral surfaces of the phalanges and metacarpal bones. **L., Metatarsal, Interosseous**, one of those joining adjacent metatarsal bones. **L., Metatarsal, Transverse**, one uniting the distal extremities of the metatarsal bones. **L., Metatarso-phalangeal, Lateral**, one joining the lateral surfaces of the phalanges and metatarsal bones. **L., Metatarso-phalangeal, Plantar**, one of those joining the plantar surfaces of the phalanges and metatarsal bones. **L., Mucous** (*of knee-joint*), a fold of synovial membrane extending from the intercondyloid fossa to the lower margin of the patella. **L., Naviculo-cuboid**, one of those between the scaphoid and cuboid bones. **L., Naviculo-cuneiform**, one of those joining the scaphoid and cuneiform bones. **L., Oblique** (*of forearm*). See **L., Round** (*of forearm*). **L., Obturator**, the obturator membrane. **L., Obturator, External**. See **L., Occipito-atlantal, Posterior**. **L., Occipito-atlantal, Lateral**, one of those joining the transverse processes of the atlas to the jugular processes of the occipital bone. **L., Occipito-atlantal, Posterior**, one joining the dorsal arch of the atlas and the posterior margin of the great foramen. **L., Occipito-atloid, Anterior**, a ligament joining the anterior arch of the atlas to the anterior margin of the great foramen. **L., Occipito-axial**. See **L., Occipito-axoid**. **L., Occipito-axoid**, a strong ligament attached to the clivus of Blumenbach above and to the body of the axis and adjoining vertebra below. **L., Odontoid**, any one of the broad, strong ligaments arising on either side of the apex of the odontoid process and connecting the atlas with the skull. **L., Odontoid, Alar**. See **L., Odontoid, Lateral**. **L., Odontoid, Lateral**, one of the ligaments joining the condyles of the occiput and the odontoid process of the axis. **L., Odontoid, Middle**, one joining the anterior margin of the great foramen and the tip of the odontoid process. **L., Omoclavicular**. See **L., Coraco-clavicular**. **L., Orbicular** (*of radius*). See **L., Annular** (*of radius*). **L., Ovarian**, a band of muscular fibers, extending from the posterior surface of the uterus on either side to the ovary. **L., Palmar**. See **L., Glenoid**. **L., Palpebral**. See **L., Tarsal**. **L., Palpebral, External**, that joining the outer margin of the orbit and the tissues of the eye-lid. **L., Palpebral, Internal**, one extending from the nasal process of the superior maxilla to the lacrymal spine of the lacrymal bone and the inner end of the tarsal cartilage. **L., patellæ**, a strong fibrous structure, extending from the tubercle of the tibia upward to become the tendon of the quadriceps extensor muscle; it embraces the patella. **L., Patellar, Lateral**, one of those joining the sides of the condyles of the femur and the patella. **L., pectinatum**, the spongy tissue at the junction of the cornea and sclera in the sinus of the anterior chamber of the eye. It forms the root of the iris. **L., Phalangeal, Anterior**, one of the ligaments on the palmar and plantar surfaces of the phalanges. **L., Phalan-**

**geal, Lateral**, one of those joining the sides of contiguous phalanges. **L., Phrenico-colic**, a peritoneal fold joining the diaphragm and the splenic flexure of the colon. **L., Phrenico-gastric**, a peritoneal fold between the diaphragm and the cardiac end of the stomach. **L., Phreno-colic**. See **L., Phrenico-colic**. **L., Phreno-splenic**. See **L., Suspensory** (*of spleen*). **L., Plantar, Deep**. See **L., Calcaneo-cuboid, Short**. **L., Plantar, Long**. See **L., Calcaneo-cuboid Long**. **L., Plantar, Short**. See **L., Calcaneo-cuboid, Short**. **L., Pleuro-colic**. See **L., Phrenico-colic**. **L., Posterior** (*of ankle-joint*), a transverse ligament covering the ankle-joint posteriorly. **L., Posterior** (*of elbow*), a ligament covering the elbow posteriorly. **L., Posterior** (*of incus*), one joining the horizontal process of the incus and the posterior tympanic wall. **L., Posterior** (*of knee-joint*), one bounding the knee posteriorly. **L., Posterior** (*of malleus*), the posterior portion of the external ligament of the malleus. **L., Posterior** (*of sacro-coccygeal articulation*). See **L., Sacro-coccygeal, Posterior**. **L., Posterior** (*of wrist*), one covering the dorsal surface of the carpus. **L., Poupart's**, the ligament extending from the anterior superior spine of the ilium to the spine of the pubis and the pectineal line. It is the lower portion of the aponeurosis of the external oblique muscle. **L., Pterygo-maxillary**, one joining the apex of the internal pterygoid plate of the sphenoid and the posterior extremity of the internal oblique line of the lower jaw. **L., Pubic**, a portion of the fascia lata attached to the crest of the pubes. **L., Pubic, Anterior**, a band of fibrous tissue covering the anterior surface of the pubis. **L., Pubic, Inferior**, a triangular ligament, extending from the symphysis of the pubis to the rami of the pubic bones. **L., Pubic, Posterior**, one covering the symphysis pubis posteriorly. **L., Pubic, Superior**, one extending across the upper surface of the symphysis pubis. **L., Pubo-femoral**, one joining the margin of the obturator foramen, the pectineal eminence and the superior ramus of the pubis with the lesser trochanter of the femur. **L., Pubo-prostatic**, the anterior true ligament of the bladder. **L., Pubo-vesical, Middle**, in the female, a ligament between the anterior surface of the bladder, the inferior pubic ligament and the crura of the clitoris. **L., Pulmonary**. See **L., Broad** (*of lung*). **L., Pylori-colic**, one running from the pyloric end of the stomach to the transverse colon. **L., Radio-carpal**. See **L., Lateral, External** (*of carpus*). **L., Radio-ulnar, Anterior**, a ligament uniting, anteriorly, the lower end of the ulna and the anterior edge of the sigmoid cavity of the radius. **L., Radio-ulnar, Posterior**, one joining the posterior surface of the lower end of the ulna, and the posterior margin of the sigmoid cavity of the radius. **L., Radio-ulnar, Round**. See **L., Round** (*of forearm*). **L., of the Rectum**, that part of the recto-vesical fascia extending to the side of the rectum. **L., of Retzius**, the outer portion of the anterior annular ligament of the leg. **L., Rhomboid**, one joining the cartilage of the first rib and the tuberosity of the clavicle. It is a part of the costo-clavicular ligament. **L., Round** (*of forearm*), one joining the coronoid process of the ulna and the tuberosity of the radius. **L., Round** (*of hip*). See **L., teres**. **L., Round** (*of liver*), a fibrous cord running from the umbilicus to the notch in the anterior border of the liver. It represents the remains of the obliterated umbilical vein. **L., Round, Posterior**, a muscular band extending from the posterior surface of the uterus through the broad ligament to the sub-peritoneal pelvic fascia. **L., Round** (*of superior radio-ulnar articulation*). See **L., Round** (*of forearm*).

**L., Round** (*of uterus*), a ligament running from the anterior surface of the cornu of the uterus, through the inguinal canal to the mons veneris. **L., Sacro-coccygeal, Anterior**, a two-headed ligament extending from the first vertebra of the coccyx to the last sacral vertebra anteriorly. **L., Sacro-coccygeal, Lateral**, one of those joining the sides of the sacrum and the transverse processes of the coccygeal vertebrae. **L., Sacro-coccygeal, Posterior**, one extending from the lower portion of the sacrum over the posterior surface of the coccyx. **L., Sacro-iliac, Anterior**, a thin fibrous structure covering the pelvic surfaces of the sacrum and ilium. **L., Sacro-iliac, Interosseous**, one joining the sacrum and ilium. **L., Sacro-iliac, Long**. See *L., Sacro-iliac, Oblique*. **L., Sacro-iliac, Oblique**, a portion of the posterior sacro-iliac ligament, arising from the posterior spine of the ilium. **L., Sacro-iliac, Posterior**, one extending from the side of the sacrum to the posterior spines of the ilium. **L., Sacro-iliac, Short**, that extending from the posterior inferior iliac spine to the side of the sacrum. **L., Sacro-ischiatic, Great**. See *L., Sacro-sciatic, Great*. **L., Sacro-ischiatic, Lesser**, one extending from the spine of the ischium to the point of junction of the sacrum and coccyx. **L., Sacro-sciatic, Anterior**. See *L., Sacro-ischiatic, Lesser*. **L., Sacro-sciatic, Great**, a triangular-shaped ligament extending from the sacrum, coccyx, and inferior iliac spine, to the tuberosity of the ischium. **L., Sacro-sciatic, Large**. See *L., Sacro-ischiatic, Great*. **L., Sacro-sciatic, Lesser**. See *L., Sacro-ischiatic, Lesser*. **L., Sacro-sciatic, Posterior**. See *L., Sacro-ischiatic, Lesser*. **L., Sacro-sciatic, Small**. See *L., Sacro-ischiatic, Lesser*. **L., Sacro-spinal**. See *L., Sacro-ischiatic*. **L., Sacro-spinous**. See *L., Sacro-ischiatic*. **L., Sacro-vertebral**. See *L., Lumbo-sacral*. **L. of Schlemm**, a ligament of the shoulder-joint. **L., Spheno-maxillary**. See *L., Internal Lateral (of temporo-maxillary articulation)*. **L., Spiral**, one attached to the wall of the cochlea. **L., Stellate**. See *L., Costo-central, Anterior*. **L., Sternal, Anterior**, one connecting the manubrium and the gladiolus, anteriorly. **L., Sternal, Posterior**, one joining the posterior surfaces of the two upper bones of the sternum. **L., Sterno-clavicular, Anterior**, a fibrous structure extending anteriorly from the sternum to the inner end of the clavicle. **L., Sterno-clavicular, Posterior**, one joining the clavicle and the sternum posteriorly. **L., Sterno-costal, Anterior**. See *L., Costo-sternal, Anterior*. **L., Sterno-costal, Posterior**. See *L., Costo-sternal, Posterior*. **L., Sterno-xiphoid**. See *L., Sternal, Anterior*. **L., Stylo-hyoid**, a fibrous cord extending from the apex of the styloid process of the temporal bone, to the lesser cornu of the hyoid bone. **L., Stylo-maxillary**, a ligament joining the styloid process of the temporal bone and the under surface of the posterior margin of the ramus of the inferior maxilla. **L., Stylo-myoid**. See *L., Stylo-maxillary*. **L., Sub-pubic**. See *L., Pubic, Inferior*. **L., Superior (of clitoris)**, one extending from the clitoris over the bulb of the vagina, and blending with the perineum. **L., Superior (of incus)**. See *L., Suspensory (of incus)*. **L., Superior (of malleus)**, a round ligament extending from the head of the malleus to the upper and outer wall of the tympanic cavity. **L., Supra-scapular**. See *L., Coracoid*. **L., Supra-spinal**, one uniting the apices of the spinous processes of the vertebrae. **L., Supra-spinous**. See *L., Supra-spinal*. **L., Suspensory (of bladder)**. See *L., False, Superior (of bladder)*. **L., Suspensory (of clitoris)**, one attaching the clitoris to the lower portion of the symphysis pubis. **L., Suspensory (of crystalline**

*lens*), the zonule of Zinn. **L., Suspensory (of diaphragm)**, that portion of the prevertebral fascia, attaching the center of the diaphragm to the bodies of the last cervical and first dorsal vertebrae. **L., Suspensory (of humerus)**. See *L., Coraco-humeral*. **L., Suspensory (of incus)**, *Arnold's ligament*, connecting the body of the incus with the roof of the tympanum. **L., Suspensory (of liver)**. See *L., Broad (of liver)*. **L., Suspensory (of malleus)**. See *L., Superior (of malleus)*. **L., Suspensory (of mamma)**, a fibrous band extending from the fascia above over the anterior surface of the mamma. **L., Suspensory (of mesentery)**, the root of the mesentery. **L., Suspensory (of penis)**, that attaching the upper portion of the dorsum of the penis to the anterior surface of the symphysis pubis. **L., Suspensory (of spleen)**, a peritoneal fold attaching the spleen to the lower surface of the diaphragm. **L., Suspensory (of uterus)**. See *L., Broad (of uterus)* and *L., Round (of uterus)*. **L., Tarsal**, the tarso-orbital fascia. **L., Tarso-metatarsal, Dorsal**, one of those joining the metatarsal and tarsal bones. **L., Tarso-metatarsal Interosseous, External**, that joining the external surface of the external cuneiform bone and the third and fourth metatarsal bones. **L., Tarso-metatarsal Interosseous, Internal**, one joining the internal cuneiform and second metatarsal bones. **L., Tarso-metatarsal Interosseous, Middle**, one joining the external cuneiform and second metatarsal bones. **L., Tarso-metatarsal, Plantar**, one of those joining the plantar surfaces of the tarsal and metatarsal bones. **L., Tendino-trochanterian, Bellini's ligament**, a strong ligament extending from the capsule of the hip-joint to the greater trochanter of the femur. **L. teres**, a rounded fibrous cord attached to the center of the articular surface of the head of the femur, and extending to the margin of the cotyloid notch of the acetabulum. **L., Thyro-arytenoid**. See *Vocal Bands*. **L., Thyro-arytenoid, Inferior**, one of the inferior or true vocal bands. **L., Thyro-arytenoid, Superior**, one extending between the inner surface of the upper portion of the thyroid cartilage and the anterior surfaces of the apices of the arytenoid cartilages. **L., Thyro-epiglottic**, one extending from the notch between the wings of the thyroid cartilage to the apex of the epiglottis. **L., Thyro-hyoid**, the thyro-hyoid membrane. **L., Thyro-hyoid, Lateral**, one of those joining the tips of the greater cornua of the hyoid bone and the superior cornua of the thyroid cartilage. **L., Thyro-hyoid, Middle**, the center line of the thyro-hyoid membrane. **L., Tibio-fibular, Inferior Posterior**, one at the lower tibio-fibular articulation, running obliquely downward from the tibia to the fibula. **L., Tibio-fibular, Inferior Transverse**. See *L., Tibio-fibular, Transverse*. **L., Tibio-fibular Interosseous**, one extending between the tibia and the fibula. **L., Tibio-fibular Interosseous, Inferior**, one joining the tibia and the fibula at their lower extremities. **L., Tibio-fibular, Posterior Inferior**. See *L., Posterior (of lower tibio-fibular articulation)*. **L., Tibio-fibular, Posterior Superior**, one joining the posterior surface of the external tuberosity of the tibia and the head of the fibula, posteriorly. **L., Tibio-fibular, Superior Posterior**. See *L., Tibio-fibular, Posterior Superior*. **L., Tibio-fibular, Transverse**, one extending between the lower posterior border of the tibia and the external malleolus. **L., Tibio-tarsal**, one extending from the lower anterior margin of the tibia to the upper surface of the astragalus. **L., Transverse (of acetabulum)**. See *L., Transverse (of hip-joint)*. **L., Transverse (of atlas)**, one attached to two small tubercles on the inner surface of



the atlas, and surrounding the odontoid process of the axis. **L., Transverse** (*of hip-joint*), one extending across the cotyloid notch of the acetabulum. **L., Transverse** (*of knee-joint*), one extending from the anterior margin of the external semilunar fibro-cartilage to the extremity of the internal semilunar fibro-cartilage. **L., Transverse, Medial** (*of tarsus*), one extending from the first cuneiform to the bases of the third and fourth metatarsal bones. **L., Transverse** (*of shoulder-joint*). See **L., Coraco-acromial**. **L., Transverso-costal**. See **L., Costo-transverse**. **L., Trapezoid**, the anterior or external portion of the coraco-clavicular ligament, extending from the upper surface of the coracoid process of the scapula, to the under surface of the clavicle. **L., Triangular**: 1. *The coraco-acromial ligament, q. v.* 2. That portion of the aponeurosis of the external oblique muscle extending from the outer portion of Poupart's ligament to the linea alba. **L., Triangular** (*of liver*). See **L., Lateral** (*of liver*). **L., Triangular, Anterior** (*of pelvis*). See **L., Pubic, Inferior**. **L., Utero-rectal**. See **L., Utero-sacral**. **L., Utero-sacral**, one of the recto-uterine folds of peritoneum. **L., Utero-vesical**, one of the folds of peritoneum connecting the bladder to the uterus. **L., Vertebral, Posterior**, one extending from the axis to the sacrum, along the posterior surface of the bodies of the vertebrae. **L., Vesico-uterine**. See **L., Utero-vesical**. **L., Weitbrecht's**. A bundle of fibers upon the anterior aspect of the interosseous ligament of the radio-cubital articulation. **L., Winslow's**, the posterior ligament of the knee-joint. See **L., Posterior** (*of knee-joint*). **L., Y-shaped** (*of Bigelow*), the *Ilio-femoral ligament*. **L. of Zinn**, the tendinous origin of the external, inferior, and internal recti muscles of the eye.

**Ligamental** (*lig-am-en'-tal*), **Ligamentary** (*lig-am-en'-ta-re*) [*ligare*, to bind]. Of the nature of a ligament.

**Ligamentous** (*lig-am-en'-tus*) [*ligamentum*, from *ligare*, to bind]. Of the nature of, or pertaining to, a ligament.

**Ligamentum** (*lig-am-en'-tum*) [**L.**: *pl.*, *Ligamenta*]. See *Ligament*. **L. dentis**, a name given to that portion of the gum which is attached to the neck of a tooth.

**Ligation** (*li-ga'-shun*) [*ligatio*: *ligare*, to tie]. The operation of tying, especially of tying arteries. **L. of Cord**, applying a ligature about the umbilical cord of the new-born child. **L., Multiple**, the application of several ligatures in the course of a vessel. **L. in Continuity**, ligation of a vessel in its course for the cure of an aneurysm or to arrest hemorrhage at some distant point.

**Ligator** (*li-ga'-tor*) [*ligare*, to bind]. An instrument used in placing and fastening ligatures.

**Ligature** (*lig'-at-ur*) [*ligatura*; *ligare*, to tie]. A cord or thread of any material for tying arteries, etc. **L., Animal**, one made from sheepgut or catgut, or the tendons or sinews of various animals. **L., Articulated**, the *Écraseur, q. v.* **L., Aseptic**, one rendered free from infective material by soaking in and cleansing with germicidal solutions, or by boiling or heating. **L., Buckskin**, the first absorbable ligature used by Physick, who employed untanned buckskin. **L., Carbolyzed**, a ligature rendered aseptic by carbolic acid. **L., Catgut**, a ligature made from the middle coat of the sheep's intestine, and rendered aseptic and tough by carbolic acid or perchlorid of mercury. **L., Chromicised**, a ligature hardened by treatment with a solution of chromic acid. **L., Deer-skin**, a ligature formed of a thin strip cut from prepared deer-skin and rendered aseptic. **L., Double**, the

application of two ligatures to a vessel, between which it is divided. In the case of a pedunculated growth it refers to two ligatures passed through the same opening and tied at opposite sides. **L., Elastic**, a narrow band or thread of india-rubber applied tightly to a part so as to destroy the tissues and by compression to lead to separation. It is used in the treatment of hemorrhoids, anal fistula, and in the removal of pedunculated growths. **L., Erichsen's**, one consisting of a double thread, one-half of which is white, the other half black; it is used in the ligation of nevi. **L., Hemp**, a thread made from hemp-fibers rendered aseptic. **L., Horsehair**, an excellent ligature formed by plaiting together a number of strands of horsehair. After immersion in oil for some time it becomes extremely supple, and is capable of slow absorption. **L., Immediate**, a ligature including the vessel alone. **L., Intermittent**, a tourniquet applied above a poisoned wound to interrupt the blood-current; it is occasionally relaxed to allow of renewal of the circulation. **L., Kangaroo**, a ligature made from the smaller tendons of the kangaroo's tail, dried and carbolyzed. It is stouter than the catgut ligature, and is not absorbed so readily. **L., Lateral**, partial occlusion of the lumen of a vessel by a loose ligature. **L., "Loose,"** a ligature employed by the younger Cline and South. It consists in the application of a thread around an artery so loosely as not to interfere with the passage of the blood. It was erroneously believed to cause an inflammation that would completely block up the vessel. **L., Mediate**, one enclosing some of the soft parts as well as the artery. **L., Metallic**, one made of silver or other metal. **L., Momentary**, the momentary application of a tight ligature so as to rupture the intima of an artery. **L., Ox-aorta**, a form of broad ligature introduced by Barwell for the purpose of tying an artery without lacerating its inner and middle coats; it consists of the middle coat of the aorta of the ox, cut spirally, allowed to dry, and, ten minutes before using, soaked in a five per cent. solution of carbolic acid in water. **L., Permanent**, one made of non-absorbable material. **L., Phlebotomy**, the application of a band to a limb to produce distention of the veins to facilitate venesection. **L., Provisional**, a ligature applied during an operation, with the intention of removing it before the completion of the operation. **L., Quadruple**, two double ligatures passed at right angles through a growth and tied in four sections; it is used in the strangulation of nevi. **L., Scarpa's**, one employed in the ligation of arteries; it consists of a small fold of linen which is placed against the vessel and over which the ligature is tied. **L., Silk**, a thread of silk for ligating vessels. **L., Silkworm-gut**, a material recommended for purposes of ligation by MacSweeny in 1818. It is the fiber drawn out from the silkworm killed when it is just ready to spin its cocoon. **L., Soluble**, an animal ligature capable of being absorbed. **L., Tendon**, the tendon, or strips of tendons, of various animals, as those of the kangaroo, deer, and whale, dried and carbolyzed. **L., Wire**, a metallic wire for the ligation of arteries and other parts. After its application it is cut short and allowed to become encapsulated.

**Light** (*lit*) [**ME.**, *light*, *light*]. That form of energy which, when impinging upon the retina, gives rise to the sensation of vision. The old theory was the so-called *Emission*, or *Corpuscular Theory*, which regarded light as consisting of minute material particles emitted by the luminous body and giving rise to the sensation of vision by impinging upon the retina. The accepted, or *Undulatory Theory*, regards light as a form of ethereal vibration or undu-

lation produced by the luminous body and propagated in all directions with a velocity in a vacuum of about 186,500 miles per second. *Maxwell's Electromagnetic Theory* supposes light to be an "electromagnetic disturbance propagated by vibrations at right angles to the direction of the ray, and taking place in the ether, the strains or vibrations of which serve to propagate electromagnetic induction." **L., Axial**, light-rays that are parallel to each other and to the optic axis; in microscopy the axial ray of the cone of light must be parallel to the optic axis of the microscope. **L.-blue**. See *Pigments, Conspectus of*. **L.-brain**, a weak-minded person. **L., Central**. See *L., Axial*. **L., Diffused**, that reflected simultaneously from an infinite number of surfaces, or that which has been scattered by means of a concave mirror or lens. **L., Dispersion of**. See *L., Spectrum of*. **L., Drummond**, that produced by heating lime to incandescence, as in the oxy-hydrogen flame. **L., Electric**, that produced by the passage of electricity through a medium having high resistance, such as the carbon-film of the incandescent light, or the interval of air between the carbons of the arc light, the medium of high resistance being heated to whiteness. **L.-green**. See *Pigments, Conspectus of*. **L.-headed**, giddy; flighty; delirious. **L., Incandescent**, the incandescence produced as a result of the resistance offered to the passage of an electric current through a delicate film of carbon. **L., Incident**, or **Direct**, that falling upon a surface or object. **L., Monochromatic**, that which, on being analyzed by a prism, consists approximately of waves of one length only. **L., Oblique**, when parallel rays or the axial ray of a cone of light forms an angle with the optic axis of the microscope. See also *Illumination, Oblique*. **L.-red**. Same as *Ocher*. **L., Reflected**, light thrown upon the object and then thrown back from the object. **L., Reflection of**, that property by which a ray of light striking an object rebounds, or is sent out again. Rays falling on a plane surface are reflected at an angle equal to that of the incident ray. Objects are perceived by the light reflected by such rays. **L., Refraction of**, that property by which a ray or pencil of light, when passing through media of different densities, is deflected out of its course. See *Law of Refraction*. **L.-sense**, the faculty by which different degrees of light or brightness may be distinguished. **L., Spectrum of**. See *Spectrum*, and *Wave-lengths*. **L.-spot**, **Triangular**, the pyramidal spot of light seen on the normal tympanic membrane, having its apex at the umbo, and its base toward the periphery. **L., To Feel**; quickening; the sensation conveyed to the mother by the movements of the fetus in utero. **L., Transmitted**, the light passing through an object.

**Lighterman's Bottom**. Inflammation of the bursa over the tuberosity of the ischium, from much sitting.

**Lighting** (*lit'-ing*) [ME., *lihtinge*, lighting]. The proper arrangement of the optic parts of a microscope, with the mirror so that the field is equally illuminated.

**Lightning** (*lit'-ning*) [ME., *light*, light]. An atmospheric discharge of electricity. In the form commonly known as "chain" or "bolt" lightning, the electricity has an extremely high potential, and a stroke under such circumstances is invariably fatal when the discharge passes through a living body. The form known as "sheet" lightning is a "brush" discharge of low potential, and is harmless. **L. Catarrh**. Synonym of *Influenza*. **L. Pains**, the lancinating pains of locomotor ataxia, usually occurring in the thighs, but also at times in the arms, head, and trunk. They are severe and come on in paroxysms, and may or may not follow the course of a nerve or nerves.

**Lights** (*lits*) [ME., *light*, light]. The lungs, so-called because of their light weight.

**Signaloes** (*lig-nal'-oe*) [*lignum aloes*]. Same as *Agallochum* and *Eagle-wood*, *q. v.*

**Lignatile** (*lig'-nat-il*) [*lignum*, wood]. Same as *Lignicole*.

**Ligneous** (*lig'-ne-us*) [*lignum*, wood]. Woody, or having a woody texture.

**Lignerolle's Amputation**. See *Operations, Table of*.

**Lignicole** (*lig'-nik-ol*) **Lignicoline** (*lig'-nik'-o-lin*) [*lignum*, wood; *colere*, to dwell]. In biology, growing upon wood.

**Lignification** (*lig-nif-ik-a'-shun*) [*lignum*, wood; *facere*, to make]. The process of turning into wood; sometimes also applied to amyloid degeneration, *q. v.*

**Ligniform** (*lig'-nif-orm*) [*lignum*, wood; *forma*, form]. Resembling wood.

**Lignin** (*lig'-nin*) [*lignum*, wood],  $C_{19}H_{24}O_{10}$  (?). A modification of cellulose, constituting the greater portion of the weight of most dry wood. It has not been isolated. **L., Tests for**; phloroglucin gives a violet color to lignified cell-walls. Anilin sulphate, in slightly acidulated solution, gives a bright-yellow color.

**Lignite** (*lig'-nit*) [*lignum*, wood]. Brown coal; imperfectly formed coal, or that in which the original form of the wood is so distinctly preserved that it can be readily distinguished by the eye. It is a source of certain members of the paraffin group of hydrocarbons. See *Coal*.

**Lignivorous** (*lig-niv'-or-us*) [*lignum*, wood; *vorare*, to eat, to devour]. Applied to such insect larvæ, ants, beetles, etc., as devour wood.

**Lignoin** (*lig'-no-in*) [*lignum*, wood],  $C_{20}H_{23}NO_8$ . An alkaloid found in certain *Cinchonas*.

**Lignose** (*lig'-nds*). See *Cellulose*.

**Lignum** (*lig'-num*) [L.]. Wood. **L. agallochum**, aloes wood. **L. benedictum**, guaiac wood. **L. cedrium**, cedar wood. **L. vitæ**. See *Guaiacum*.

**Ligroin** (*lig'-ro-in*) [origin obscure]. A product obtained from petroleum, boiling at from 80° to 120° C., and having a specific gravity of from .710 to .730. It is used in pharmacy for solvent purposes, and for burning in sponge-lamps.

**Ligula** (*lig'-u-lah*) [dim. of *lingua*, a tongue]. A little tongue or tongue-shaped organ; the epiglottis; the clavicula; the tenia of the fourth ventricle, called also *ala pontis* or *ponticulus*. Also, a name given to the tongue of an articulate. See *Lingula*. In biology, applied to various strap-shaped organs or parts, as the corolla-blade in a plant, or the long tongue-like organ of hymenopterous insects. Also called *Ligule*.

**Ligulate** (*lig'-u-lāt*) [*ligula*, from *lingua*, tongue]. Shaped like a small tongue; strap-shaped.

**Ligule** (*lig'-ul*) [*ligula*, a variety of *lingula*, a little tongue; a strap]. Same as *Ligula*.

**Liguliform** (*lig-ul'-tif-orm*). See *Ligulate*.

**Ligulin** (*lig'-u-lin*) [*ligula*, a little tongue]. The coloring-matter of *Levisticum officinale*, Koch, and of the berries of the common privet (*Ligustrum vulgare*). With limestone water it strikes a bright-red color changing to blue, whence it has been used as a test for the presence of limestone in water.

**Ligusticum** (*li-gus'-tik-um*) [*λεγυστικίδες*, Ligurian]. A genus of umbelliferous plants: lovage. **L. actæifolium** is carminative and stimulant, as is also **L. apiifolium** of N. America. Unof.

**Ligustrum** (*li-gus'-trum*) [L.]. A genus of oleaceous shrubs; privets. **L. vulgare**, the common privet, has astringent leaves and bark, and cathartic berries. Unof.

**Lilac** (*li'-lok*) [Ar., *hlak*, lilac]. The leaves and fruit of *Syringa vulgaris*, a bitter tonic, with reputed anti-periodic properties. Unof.



Lily of the Valley. See *Convallaria majalis*.

**Limb** (*lim*) [ME., *lim*, a limb]. 1. A member of an animal body, other than the head or trunk; a leg or arm. 2. In biology, the lateral area, border, or margin of an organ or part. An organ of prehension or locomotion. **L., Anterior** (*of the internal capsule*), the part of the internal capsule in front of the knee, included between the caudate and the lenticular nucleus. **L., Artificial**, a mechanical substitute for an arm or a leg. **L.-girdle**, the bony or cartilaginous junction of a limb and the trunk. **L., Pectoral**, the upper or fore-limb. **L., Pelvic**, the lower or hind-limb. **L. Plexus**, the supposed rearrangement of nerve-strands so as to connect nerves derived from different parts of the spinal cord with particular groups of muscles. **L., Posterior** (*of the internal capsule*), the portion behind the knee, situated between the caudate nucleus and the optic thalamus. **L.-root**, the part of a skeleton that bears a limb.

**Limbate** (*lim'-bat*) [*limbus*, a border]. Bordered.

**Limbation** (*lim-bat'-shun*) [*limbus*, a border]. In biology, the formation of an extended border; a lateral thickening.

**Limbed** (*limd*) [ME., *lim*, a limb]. Having limbs.

**Limbic** (*lim'-bik*) [*limbus*, a border]. Marginal; pertaining to a border. **L. Fissure**. See *Fissure*. **L. Lobe**, that surrounding the corpus callosum.

**Limbunger Cheese**. See *Cheese*.

**Limbus** (*lim'-bus*) [L.]. A border. The circumferential edge of any flat organ or part. **L. corneæ**, the edge of the cornea at its junction with the sclerotic coat. **L. laminæ spiralis**, the spiral membranous cushion, at the border of the osseous lamina spiralis of the cochlea. **L. luteus**. See *Macula lutea*. **L. vieussenii**, that portion of the edge of the *septum secundum* in the fetal heart of the rabbit that forms part of the boundary of the foramen ovale.

**Lime** (*lim*) [Ar., *limûn*, a lemon]. The fruit of several species of *Citrus*, as *C. limetta*. **L.-juice**, the juice of the lime. It should contain, when bottled, a small percentage of sulphurous acid, to prevent fermentation.

**Lime** (*lim*) [ME., *lim*, lime]. The popular name for calcium oxid, CaO (quicklime), and calcium hydrate, Ca(OH). Calcium oxid (quicklime) has a great affinity for water and for CO<sub>2</sub>. On contact with the former, slaked lime is formed, with the evolution of heat. On living tissues it acts as a caustic. **L., Burnt**, **L., Caustic**, calcium oxid, quicklime. **L., Chlorid** of **L., Chlorinated**, the chlorid of lime of commerce, is not a distinct chemic compound; its chief constituent, and the one on which its disinfectant properties depend, is calcium hypochlorite, which liberates chlorin. **L.-secreting Glands**. See *Morrens' Glands*. **L., Milk** of, a milky fluid consisting of calcium hydrate suspended in water. **L., Quick**, **L., Slaked**, common terms for lime. **L.-ointment**, an ointment consisting of slaked lime 4, lard 1, and olive oil 3. **L.-water**, a solution of calcium hydrate in water. It is astringent and alkaline, and prevents the formation of dense coagula if added to milk. It is used in cases of diarrhea and vomiting.

**Limen** (*li'-men*) [*limên*, a harbor]. Threshold.

**Limic** (*lim'-ik*) [*limós*, hunger]. Pertaining to hunger.

**Liminal** (*lim'-in-al*) [*limên*, threshold]. Least; lowest; minimal. **L. Intensity**. See *Lavé, Fechner's*.

**Limitans, Limiting** (*lim'-it-ans, lim'-it-ing*) [*limên*, threshold]. Bounding. **L. Membrane**, the thin membrane on which the epithelial tissue of the various glands rests. **L. Membrane, External**, the thin layer between the outer nuclear layer of the retina and that of the rods and cones. **L. Membrane, Internal**, in the eye, the inner layer of the retina.

**Limitrophic** (*lim-it-rôf'-ik*) [*limitropus*, a name given to Roman lands furnishing subsistence to soldiers]. Regulating the processes of nutrition; a qualification sometimes applied to the great ganglionic cord of the sympathetic nerve-system, or to that system at large; pertaining to the sympathetic nerves.

**Limnemic** (*lin-ne'-mik*) [*λίμνη*, marsh]. Pertaining to, or caused by the influence of, a marsh.

**Limnophitis** (*lin-no-me-fî'-tis*) [*λίμνη*, marsh; *me-phitis*, noxious odor]. Any miasm or noxious odor arising from marshy ground or swamps.

**Limoctonia** (*lim-ok-to'-ne-ah*) [*λίμός*, hunger; *κτείνειν*, to destroy]. Death from hunger; suicide by hunger.

**Limonene** (*li'-mo-nên*) [*limo*, a lemon]. The same as *Citrene*, *q. v.*

**Limonum** (*li-mo'-num*) [L.: *gen., Limonis*; from the Arabic *limûn*]. Lemon. The fruit of *Citrus limonum*, of the same genus as the orange and the lime. The rind contains a volatile oil, isomeric with oil of turpentine. The pulp yields about 7 per cent. of citric acid, C<sub>6</sub>H<sub>8</sub>O<sub>7</sub>, which has about the same properties as acetic acid, but has much value as a refrigerant and antiscorbutic. The expressed juice is largely employed as a refrigerant drink in fevers. **L., Ol.**, the volatile oil. Dose mj-v. **L., Spt.**, "essence of lemon," 6 parts of oil and 4 of peel in 90 parts of alcohol. **L., Succus** (B. P.), used in preparing syrupus limonis. **L., Syr.**, lemon-juice 40, lemon-peel 2, sugar 60, water q. s. ad 100. Dose 3j. **L., Tinct.** (B. P.) Dose 3 ss-ij. **Acidi citrici, Syr.**, citric acid, water, aa 8, spt. of lemon 4, water q80.

**Limophitos** (*lim-o-fo'-it-os*), **Limophitosis** (*lim-o-fo-it-o'-sis*) [*λίμός*, hunger; *φῶτος*, madness]. Insanity due to hunger or lack of nutrition.

**Limophitosic** (*lim-o-fo-it-o'-sik*) [*λίμός*, hunger; *φωτίζειν*, to wander]. Insane from hunger or under-feeding.

**Limophthisis** (*lim-off'-this-is*) [*λίμός*, hunger; *φθίσις*, wasting]. The wasting of the body due to privation and lack of food.

**Limopsora** (*lim-op-so'-rah*) [*λίμός*, hunger; *ψώρα*, itch]. A kind of scabies (or pruritus?) asserted to attack man and other animals after long deprivation of food.

**Limopsorus** (*lim-op-so'-rus*) [*λίμός*, hunger; *ψώρα*, itch]. A disease, like scurvy, pellagra, or famine-fever, due to poor or insufficient food.

**Limoseric** (*lim-o-ser'-ik*) [*λίμός*, hunger]. Pertaining to or caused by hunger.

**Limosis** (*lim-o'-sis*) [*λίμός*, hunger; *pl., Limoses*]. Unnatural appetite; a class of diseases distinguished by depraved appetite.

**Limotherapy** (*lim-o-ther'-ap-e*) [*λίμός*, hunger; *θεραπεία*, treatment]. The treatment of disease by partial or total deprivation of food. This method is useful in certain stages of syphilis, in the treatment of aneurysm, and is recommended in some cases of malignant disease.

**Limp** [AS., *lemp*, awkward]. A halting gait. See *Claudication*.

**Limprecht's Method**. See *Nitrogen*.

**Linagogue** (*lin'-ag-og*), **Linagogus** (*lin-ag-o'-gus*) [*linum*, thread; *ἀγωγός*, leading]. An instrument used in guiding the course of a suture.

**Linament** (*lin'-am-ent*) [*linum*, flax]. Charpie; lint; a tent for a wound.

**Linaria** (*lin-a'-re-ah*) [*linum*, flax]. A genus of herbs. **L. vulgaris**. See *Antirrhinum linaria*.

**Lincture** (*link'-tūr*) [*lincere*, to lick]. A medicine to be taken by licking; an electuary; looch, lohoch, or eclegma. [Old.]

**Linctus** (*link'-tus*) [L.]. Same as *Lincture*.

**Line** (*lin*) [*linea*, a line]. In geometry, that extension of dimension which has length, but neither breadth nor thickness. Also, the  $\frac{1}{12}$  part of an inch. In anatomy, a boundary or guide-mark. A *Table of Lines* is appended. **L.**, **Atmospheric**, those lines of Fraunhofer's spectrum due to absorption of light-rays

by the atmosphere. **L.**, **Atrope**, a name given by Helmholtz to the perpendicular to the plane of the axes of rotation of the eye. **L.**, **Colored** (*of the enamel*), one of the concentric striæ of enamel prisms. They may indicate the laminar formation of the enamel. **L.-writing**. See *Ataxiagram*.

## TABLE OF LINES OR LINEÆ.

NAME.	DEPARTMENT, SIGNIFICANCE, ETC.	DESCRIPTION.
Abdominal.	See <i>L. alba</i> .	
Of accommodation.	In optics.	Czermak's term for that portion of the visual line in which lie objects that are seen with distinctness, and with a given state or degree of accommodation.
Alba.	In anatomy.	1. A tendinous raphé extending in the median line of the abdomen from the pubes to the ensiform cartilage. It is formed by the blending of the aponeuroses of the oblique and transversalis muscles. 2. <i>Hunter's line</i> , the anterior peduncles of the pineal gland.
Albicanes.	Distention of the abdomen from pregnancy, ascites, or tumors.	Glistening white lines in either iliac region of the abdomen.
Alveolo-basilar.	Craniometry.	A line joining the basion and the alveolar point.
Alveolo-nasal.	Craniometry.	A line joining the nasal and the alveolar point.
Aspera.	Anatomy.	1. A rough longitudinal ridge on the posterior surface of the middle third of the femur, dividing below into two and above into three ridges. 2. A ripa; especially the line of rupture of the pia and endyma on the dorsal surface of the thalamus, corresponding with the margin of the fornix and the choroid sulcus of Schwalbe.
Atmospheric.	In spectroscopy.	That portion of Fraunhofer's lines produced by the absorption of light-rays by atmospheric air.
Atrope.	Optics.	The line normal to the plane of the axes of rotation of the eye.
Atrophic.	Distention of the abdomen.	See <i>L. albicanes</i> .
Auriculo-bregmatic.	Craniometry.	A line passing from the auricular point to the bregma, and dividing the pre-auricular from the post-auricular part of the cranium.
Axillary, anterior and posterior.	In physical diagnosis.	Vertical lines extending downward from the axilla on the side of the trunk.
Baillarger's.	See <i>L., Inner and Outer</i> .	
Base line.	Brain-surgery.	A line running backward from the infra-orbital ridge through the middle of the external auditory meatus, and prolonged to the middle line of the head posteriorly.
Basio-alveolar.	Craniometry.	See <i>L., Alveolo-basilar</i> .
Basio-bregmatic.	Craniometry.	The line joining the basion and the bregma.
Baudelocque's.	Obstetrics.	The external conjugate diameter of the pelvis.
Biauricular.	Craniometry.	The line separating the anterior from the posterior portion of the skull. It extends from one auditory foramen over the vertex to the other.
Blue.	In chronic lead-poisoning.	A blue-black line at the dental margin of the gums.
Bryant's.	In surgery.	See <i>L., Test</i> .
Burton's.	See <i>L., Gingival</i> .	In various diseases.
Camper's ( <i>profile</i> ).	Craniometry.	A line running from the external auditory meatus to a point just below the nasal spine.
Cardiac.	In palmistry.	The line that runs across the palm of the hand from the radial side to the base of the index finger.
Cephalic.	Craniometry.	Any line joining certain points on the surface of the skull.
Of Chaussier.	Anatomy.	See <i>L. media mesolobii</i> .
Clapton's.	Chronic copper-poisoning.	A green line at the margin of the gums, with a similar green stain extending for some distance on the teeth.
Colored ( <i>of the enamel</i> ).	Nature and significance not well understood.	Concentric brown lines or striæ crossing the enamel-prisms of the teeth.



TABLE OF LINES OR LINEÆ.—*Continued.*

NAME.	DEPARTMENT, SIGNIFICANCE, ETC.	DESCRIPTION.
Contour.	Microscopic anatomy.	Lines in dentine more or less parallel with the pulp-cavity, probably due to the presence of interglobular spaces.
Corrigan's.	Chronic copper-poisoning.	A purple line at the junction of the teeth and gums.
Costo-articular.	In physical diagnosis.	A line drawn between the sterno-clavicular articulation and the point of the eleventh rib.
Costo-clavicular.	In physical diagnosis.	See <i>L., Parasternal.</i>
Cruciate (4 in number).	In anatomy.	Ridges upon the ental surface of the occipital bone that radiate from the internal occipital protuberance.
Crull's.	Craniometry.	See <i>L., Supraorbital.</i>
Curved, inferior ( <i>of the ilium</i> ).	In anatomy.	A line extending from the upper part of the anterior-inferior spinous process of the ilium, and terminating at the middle of the great sciatic notch.
Curved, inferior ( <i>of the occipital bone</i> ).	In anatomy.	A ridge extending transversely across the outer surface of the occipital bone at about one-third of the distance between its anterior border and the anterior border of the foramen magnum.
Curved, inferior ( <i>of the parietal bone</i> ).	In anatomy.	See <i>L., Temporal.</i>
Curved, middle ( <i>of the ilium</i> ).	In anatomy.	A line commencing about an inch or an inch and a half behind the anterior superior spine of the ilium and arching backward and downward to the upper margin of the great sciatic notch.
Curved, superior ( <i>of the ilium</i> ).	In anatomy.	A line commencing about two inches in front of the posterior extremity of the crest of the ilium and curving downward and forward toward the posterior part of the great sciatic notch.
Curved, superior ( <i>of the occipital bone</i> ).	In anatomy.	A semicircular line, passing outward and forward from the external occipital protuberance.
Curved, superior ( <i>of the parietal bone</i> ).	In anatomy.	A ridge upon the outer surface of the parietal bone, parallel to and slightly above the temporal line.
Of Daubenton.	Craniometry.	A line joining the opisthion and the projection of the lower border of the orbit.
Of demarcation.	In surgery.	A line of division between healthy and gangrenous tissues.
Of De Salle.	In abdominal and other wasting diseases.	See <i>L., Nasal.</i>
Dobie's.	Microscopic anatomy.	The thin, dark disc or membrane passing transversely through and bisecting the clear zone or stria in a striated muscle-fiber.
Doornick's horizontal line.	Craniometry.	A line drawn from the median incisors to the maximum occipital point.
Douglas's.	Topographic anatomy.	See <i>L., Semicircular.</i>
Eberth's.	Microscopic anatomy.	The lines of junction of the cardiac muscle-cells.
Ectental.	Microscopic anatomy.	The line of junction of the ectoderm and endoderm.
Ellis's curved line.	In pleurisy.	The curved line followed by the upper border of a pleuritic effusion, or of a hydrothorax. It is somewhat like the letter S, the highest point being in the axilla, from which it descends toward the sternum.
Embryonic.	Embryology.	The primitive trace in the center of the germinal area of the ovum.
Eminens ( <i>of the cricoid cartilage</i> ).	Anatomy.	A mesal ridge of the dorsal half of the cricoid cartilage.
Eminens ( <i>of the patella</i> ).	Anatomy.	A ridge on the posterior surface of the patella, dividing that surface into two unequal parts, the outer of which is the larger.
Eminens ( <i>of the posterior pyramid, also of Reil</i> ).	In anatomy.	A ridge descending posteriorly from the summit of the pyramis cerebelli.
Eminens transversa ( <i>of the hyoid bone</i> ).	Anatomy.	The horizontal ridge crossing the ventral surface of the body of the hyoid bone.
Eminentes.	Anatomy.	The ridges upon the costal surface of the scapula, in the sub-scapular fossa.
Facial.	Craniometry.	1. A straight line tangential to the glabella and some point at the lower portion of the face. 2. See <i>L., Camper's.</i>

TABLE OF LINES OR LINEÆ.—*Continued.*

NAME.	DEPARTMENT, SIGNIFICANCE, ETC.	DESCRIPTION.
Of fate.	In palmistry.	A line beginning near the wrist and running up the middle of the palm toward the base of the index-finger.
Festooned ( <i>of the cardiac extremity of the esophagus</i> ).	Anatomy.	The whitish, dentated border of the mucosa of the esophagus at its junction with the mucosa of the stomach.
Of fixation.	In optics.	An imaginary line drawn from the object viewed through the center of rotation of the eye.
Focal.	In optics.	The lines, anterior and posterior, that bound the focal interval.
Of fortune.	In palmistry.	A line running upward to the base of the ring-finger.
Fraunhofer's.	In spectroscopy.	The black lines that cross a very pure solar spectrum. They are produced by the light from lower portions of the solar surface passing through certain incandescent metallic vapors in the luminiferous envelop of the sun, and in the aqueous vapor and permanent gases of the earth's atmosphere.
Fraunhofer's, artificial.	In spectroscopy.	A black line occupying the position of a luminous line in the spectrum when a metallic vapor is interposed in the ray of light; the position of the line varies with different metals.
Frohmann's.	Microscopic anatomy.	Transverse lines or striæ appearing on the axis-cylinder of medullated nerve-fibers, near the nodes of Ranvier, after the fibers have been stained with silver nitrate. Their significance is unknown.
Frontal, minimum.	Craniometry.	The shortest transverse measurement of the forehead.
Fusca.	In pregnancy.	The pigmentation of the linea alba.
Gant's ( <i>of section</i> ).	In surgery.	A section of the femur, through an imaginary line below the trochanter major.
Genal ( <i>Jadelot's</i> ).	Supposed to indicate disease of some abdominal organ.	A line in a child's face, running downward from the region of the malar bone to join the nasal line.
Of Gennari.		Same as <i>L. of Baillarger</i> .
Gingival ( <i>Burton's</i> ).	Characteristic of various diseases.	A reddish streak or margin at the reflected edge of the gums.
Gluteal, anterior, inferior, posterior.	See <i>L., Curved (of the ilium), Inferior Middle, Superior</i> .	
Göttingen.	Anatomy.	A line following the general direction of the upper margin of the zygoma.
Of Haller.	Anatomy.	See <i>L., splendens</i> .
Of the head.	In palmistry.	A line beginning between the thumb and index-finger, and extending across the center of the palm of the hand parallel to the line of the heart.
Of health.	In palmistry.	See <i>L., Hepatic</i> .
Of the heart.	In palmistry.	See <i>L., Cardiac</i> .
Of Helmholtz.	In optics.	See <i>L., Atrope</i> .
Hepatic.	In palmistry.	A line beginning at the wrist near the line of life and running upward to the base of the little finger.
Hilton's.	In anatomy.	A white line marking the point of junction of the skin of the perineum with the mucosa of the anus, and also the point of separation of the external from the internal sphincter. It is not always readily detected.
Holden's.	Topographic anatomy. Of value in amputation of the hip-joint.	A sulcus below the fold of the groin, starting from the femoro-scrotal furrow, and fading away between the great trochanter and the anterior superior iliac spine. It crosses the middle of the capsule of the hip.
Horizontal.	Microscopic anatomy.	See <i>L., Eberth's</i> .
Hunter's.	Topographic anatomy.	See <i>L., alba</i> .
Ihering's.	Craniometry.	A line tangential to the lower margin of the orbit, and passing through the auricular point.
Iliac.	Anatomy.	The iliac portion of the ilio-pectineal line.
Ilio-pectineal.	Obstetrics.	The bony ridge marking the brim of the true pelvis, situated partly on the ilium and partly on the pubis.
Ilio-pubic.	Obstetrics.	See <i>L., Ilio-pectineal</i> .



TABLE OF LINES OR LINEÆ.—*Continued.*

NAME.	DEPARTMENT, SIGNIFICANCE, ETC.	DESCRIPTION.
Incremental ( <i>Salter's</i> ).	Microscopic anatomy.	A curved line in dentine, supposed to indicate the laminar structure, and to correspond to the successive laminae or strata of dentine.
Inner ( <i>of Baillarger</i> ).	Anatomy.	A thin, whitish line parallel to the surface, seen with the naked eye, in a section of the gray matter of the cerebrum. It is the fifth line from without inward.
Innominate.	Obstetrics.	See <i>L., Ilio-pectineal</i> .
Interauricular.	Craniometry.	A line joining the two auricular points.
Intercellular.	Microscopic anatomy.	The narrow intervals between contiguous cells of epithelium or endothelium. They are filled by the cell-cement.
Intercondylar.	Anatomy.	A transverse ridge joining the condyles of the femur above the intercondyloid fossa.
Intercondylean.	Anatomy.	See <i>L., Intercondylar</i> .
Interjugal.	Craniometry.	A line joining the jugal points.
Intermalar.	Craniometry.	A line joining the malar points.
Intermediate.	Microscopic anatomy.	See <i>L., Dobie's</i> .
Intermediate, ( <i>of the ilium</i> ).	Anatomy.	The ridge upon the crest of the ilium between its inner and outer lip.
Intertrochanteric, anterior ( <i>of the femur</i> ).	Anatomy.	A line upon the anterior surface of the femur, separating the neck and shaft, extending between the tubercle and a point close to and in front of the lesser trochanter.
Intertrochanteric, posterior ( <i>of the femur</i> ).	Anatomy.	A ridge on the posterior surface of the femur, extending between the greater and lesser trochanters.
Intertuberal.	Anatomy.	A line joining the inner borders of the ischial tuberosities, immediately below the small sciatic notch.
Jadelot's.	Various diseased conditions.	See <i>L., Genal, Labial, Nasal, and Oculozygomatic</i> .
Of Kilian.	Anatomy.	See <i>L. prominens</i> .
Kirchoff's.	In spectroscopy.	See <i>L., Fraunhofer's</i> .
Labial ( <i>of Jadelot</i> ).	Supposed to indicate pulmonary disease.	A line on an infant's face running downward and backward from the angle of the mouth.
Lateral.	Comparative anatomy.	In fishes, the line of openings of ducts on either side of the body.
Of life.	In palmistry.	A line starting near the wrist, skirting the base of the thumb, and terminating between the thumb and the line of the head.
Ligar's.	In anatomy; the upper point of trisection of the first indicates the emergence of the gluteal artery; the middle of the second, the spot where the sciatic artery leaves the pelvis.	Two lines, one joining the posterior iliac spine at a point midway between the tuber ischii and the great trochanter; the other from the posterior iliac spine to the inner point of trisection of a line between the tuber ischii and the trochanter.
Mammillary.	Physical diagnosis.	A vertical line passing through the center of the nipple.
Media mesolobii.	Anatomy.	The raphé of the callosum.
Media scroti.	Anatomy.	The raphé of the scrotum.
Median.	Anatomy.	A line joining any two points at the periphery of the meson or median plane of the body.
Mylo-hyoidean.	Anatomy.	See <i>L., Oblique, Internal (of the inferior maxilla)</i> .
Nasal ( <i>of Jadelot</i> ). Also called <i>De Salle's line</i> .	Supposed to indicate abdominal disease and other wasting diseases.	A line on a child's face, starting at the upper margin of the ala nasi, and, encircling the angle of the mouth, extending downward to the outer edge of the orbicularis muscle.
Naso-alveolar.	Craniometry.	See <i>L., Alveolo-nasal</i> .
Naso-basilar.	Craniometry.	The line drawn through the basion and the nasal point.
Naso-lambdaoid ( <i>of Poirier</i> ).	Craniometry.	A line drawn from the naso-frontal groove to a point one centimeter above the lambda. It is of value in determining the position of the fissure of Rolando.
Naso-subnasal.	Craniometry.	The line running from the subnasal spine to the naso-frontal suture.
Nélaton's.	In surgery; in dislocation of the femur backward the trochanter is always found above this line.	A line drawn from the anterior superior spine of the ilium to the most prominent part of the tuberosity of the ischium.

TABLE OF LINES OR LINEÆ.—*Continued.*

NAME.	DEPARTMENT, SIGNIFICANCE, ETC.	DESCRIPTION.
Neutral.	In physics.	The optic axis of a crystal.
Nigra.	Obstetrics.	The discoloration of the linea alba in pregnancy.
Nuchal, inferior.	Anatomy.	The inferior curved line of the occiput.
Nuchal, median.	Anatomy.	The external occipital protuberance.
Nuchal, superior.	Anatomy.	The superior curved line of the occiput.
Oblique ( <i>of the fibula</i> ).	Anatomy.	A prominent ridge on the internal surface of the shaft of the fibula, commencing above at the inner side of the head, and terminating in the interosseous ridge at the lower fourth of the bone.
Oblique ( <i>of the radius</i> ).	Anatomy.	A prominent ridge running from the lower part of the bicipital tuberosity, downward and outward, to form the anterior border of the bone.
Oblique ( <i>of the thyroid cartilage</i> ).	Anatomy.	A line extending downward and outward from the tubercle of the thyroid cartilage.
Oblique ( <i>of the tibia</i> ).	Anatomy.	A rough ridge that crosses the posterior surface of the tibia obliquely downward from the back part of the articular facet for the fibula to the internal border.
Oblique, external ( <i>of the inferior maxilla</i> ).	Anatomy.	A prominent ridge on the external surface of the inferior maxilla just below the mental foramen, from which it runs outward, upward, and backward to the anterior margin of the ramus.
Oblique, internal ( <i>of the inferior maxilla</i> ).	Anatomy.	A ridge on the internal surface of the lower jaw, commencing at the posterior portion of the sublingual fossa, continuing upward and outward so as to pass just below the last two molar teeth.
Oculozygomatic ( <i>of Jadelot</i> ).	Supposed to indicate cerebro-spinal disease.	A line on a child's face running from the inner angle of the eye, downward and outward, to the malar bone.
Ogston's.	Surgery; in section of the internal condyle from the shaft of the femur.	The line for the tendon of the adductor magnus, running from the tubercle of the femur to the intercondyloid notch.
Outer ( <i>of Baillarger</i> ).	Anatomy.	A thin, whitish line parallel to the surface, seen with the naked eye in a section of the gray matter of the cerebrum. It is the third line from without inward.
Owen's.	Microscopic anatomy.	See <i>L., Contour</i> .
Pacini's.	Comparative anatomy.	A dark line in the electric plate of <i>Gymnotus</i> , separating the plate into two parts.
Pallial.	Comparative anatomy.	In <i>molluscs</i> , the lines left in the dead shell by the muscular margin of the mantle.
Parasternal.	Physical diagnosis.	A line midway between the two nipples.
Parturient.	Obstetrics.	The axis of the parturient canal.
Pectineal.	Obstetrics and anatomy.	That portion of the ilio-pectineal line which is formed by the pubic bone.
Of Poirier.	See <i>L., Naso-lambdoid</i> .	
Popliteal.	Anatomy.	See <i>L., Oblique (of the tibia)</i> .
Primitive.	Embryology.	The primitive streak of the embryo.
Profile ( <i>of Camper</i> ).	See <i>L., Camper's</i> .	
Profile ( <i>of Topinard</i> ).	See <i>L., Topinard's</i> .	
Prominens ( <i>of Kilian</i> ).	Anatomy.	The promontory of the sacrum.
Quadrate.	Anatomy.	A well-marked eminence on the femur commencing about the middle of the posterior intertrochanteric line, and descending vertically for about two inches along the posterior surface of the shaft.
Of Reil.	Anatomy.	See <i>L. eminens (of the posterior pyramid)</i> .
Respiratory.	In sphygmography.	The line connecting the bases of the upward strokes in a tracing of the pulse. In quiet breathing it is nearly straight, but in labored respiration and in some diseased conditions it becomes a more or less regular curve, due to the influence of the respiration on the circulation.
Roser's.	In surgery.	Same as <i>L., Nélaton's</i> .
Salter's.	Microscopic anatomy.	See <i>L., Incremental</i> .



TABLE OF LINES OR LINEÆ.—*Continued.*

NAME.	DEPARTMENT, SIGNIFICANCE, ETC.	DESCRIPTION.
Scapular.	Physical diagnosis.	A vertical line downward from the lower angle of the scapula.
Schreger's.	Microscopic anatomy.	Lines in dentine, having a general parallelism to the pulp-cavity. They are caused by a row of the primary or great curvatures of the dentinal tubules.
Semicircular ( <i>Douglas's</i> ).	Topographic anatomy.	The curved lower edge of the internal layer of the aponeurosis of the internal oblique muscle of the abdomen, where it ceases to cover the posterior surface of the rectus abdominis.
Semilunar ( <i>of Spigelius</i> ).	Topographic anatomy.	A curved tendinous condensation of the aponeurosis of the external oblique muscle of the abdomen, running along the outer border of the rectus abdominis.
Of sight.	In optics.	An imaginary line drawn from the object viewed to the center of the pupil.
Sinuous, inferior ( <i>of the anus</i> ).	Anatomy.	The convoluted line at the junction of the mucosa of the rectum with the integument at the anus.
Solea.	Anatomy.	Oblique line of the tibia at the attachment of the soleus muscle.
Spigel's.	Topographic anatomy.	See <i>L., Semilunar</i> .
Of Spigelius.	Topographic anatomy.	See <i>L., Semilunar</i> .
Splendens ( <i>of Haller</i> ).	Anatomy.	A longitudinal fibrous band extending along the middle line of the anterior surface of the spinal pia.
Sternal.	Physical diagnosis.	The median line of the sternum.
Sterno-mastoid.	In surgery.	A line drawn from a point between the two heads of the sterno-mastoid muscle to the mastoid process.
Supracondylar, external ( <i>of the femur</i> ).	Anatomy.	The external, inferior continuation of the linea aspera of the femur.
Supracondylar, internal ( <i>of the femur</i> ).	Anatomy.	The inner of the two ridges into which the linea aspera of the femur divides.
Supra-orbital.	In craniometry.	A line extending horizontally across the forehead immediately above the root of the external angular process of the frontal bone
Temporal.	Anatomy.	A curved line on the outer surface of the parietal bone, just below the parietal eminence, forming in part the upper boundary of the temporal fossa.
Test ( <i>Bryant's</i> ).	Surgery.	A line for detecting fracture or shortening of the neck of the femur. If two lines are drawn to meet at right angles, one of them backward from the anterior superior spinous process of the ilium, and the other upward from the top of the trochanter major; the latter is the test-line. Its length is to be compared with the same line on the uninjured side.
Thompson's.	Frequently noticeable in pulmonary tuberculosis.	A red line of vascular tissue along the margin of the gums.
Topinard's profile.	Craniometry.	A line joining the intersuperciliary point and the most prominent point of the chin.
Transverse ( <i>of the abdomen</i> ).	Anatomy.	The tendinous intersections in the course of the rectus abdominis muscle.
Transverse ( <i>of the fourth ventricle</i> ).	Anatomy.	The striæ acusticæ of the fourth ventricle.
Transverse( <i>of sacrum</i> ).	Anatomy.	Ridges formed by the lines of union of the four sacral vertebræ.
Trapezoid.	Anatomy.	The line of attachment of the trapezoid ligament on the inferior surface of the outer portion of the clavicle.
Of Vicq d' Azyr.	Anatomy.	See <i>L., Outer (of Baillarger)</i> .
Virchow's.	Craniometry.	The line extending from the root of the nose to the lambda.
Visual.	Optics.	An imaginary line, drawn from a point looked at, through the nodal point of the eye, to the macula lutea.
Vogt's alveolar line.	Craniometry.	A line extending from the maximum occipital point to the superior alveolar point.
<i>L., Zöllner's</i> .	In optics ( <i>for test-purposes</i> ).	Draw three parallel horizontal lines one centimeter apart, and through the upper and lower ones draw short, oblique, parallel lines in the direction from above and the left to below and the right; through the middle line draw similar oblique lines, but in the opposite direction; then the three horizontal lines no longer appear to be parallel; they are actually so, but some appear to converge and others to diverge.

**Linea** (*lin'-e-ah*) [L.]. A line. See *Line*.

**Lineage** (*lin'-e-āj*) [*linea*, a line]. The line of descent from an ancestor; ancestry.

**Lineal** (*lin'-e-al*) [*linea*, line]. Pertaining to lineage. See also, *Linear*.

**Lineament** (*lin'-e-am-ent*) [*lineamentum*; *linea*, a line]. The outline of the face, or of any of its features. Also, the outline of the embryo.

**Linear** (*lin'-e-ar*) [*linea*, a line]. Resembling or pertaining to a line. Applied in biology to an organ that is narrow, many times longer than broad, and that has parallel margins. **L. Craniectomy**. See *Craniectomy*. **L. Extraction**. See *Cataract*. **L. Fracture**, one forming a line, and attended with little or no displacement of the fragments.

**Lineolate** (*lin'-e-o-lāt*) [*lineola*, a little line]. In biology, minutely lined or scored.

**Lineolet** (*lin'-e-o-let*) [*lineola*, a small line]. In biology, a minute line.

**Ling's System**. A method of treatment of disease by gymnastic and other rhythmic movements of the body, employed by Ling, a Swedish physician; kinesitherapy. See *Swedish System*.

**Lingam** (*lin'-gam*). See *Phallus*.

**Lingism** (*ling'-izm*). See *Ling's System*.

**Lingua** (*lin'-gwah*) [L.: *gen.* and *pl.*, *Linguae*]. The tongue. **L. frænata**, tongue-tie. **L. geographica**, leukoplakia of the tongue. **L. Posterior**, the epiglottis. **L. propendula**, an obsolete synonym of *Macroglossia*.

**Lingual** (*lin'-gwāl*) [*lingua*, tongue]. Shaped like the tongue. Pertaining to the tongue. **L. Artery**. See *Arteries*, *Table of*. **L. Bone**. See *Hyoid Bone*. **L. Muscle**. See *Muscles*, *Table of*. **L. Nerve**. See *Nerves*, *Table of*. **L. Nerve of Fifth Pair**. See *Lingual* (3), *Table of Nerves*. **L. Nerve of Vagus**. See *Pneumogastric*, *Table of Nerves*. **L. Ribbon**. See *Odontophore*.

**Lingualis** (*ling-gwa'-lis*). See *Muscles*, *Table of*.

**Lingualula** (*lin-gwa'-u-lah*) [*lingula*, a small tongue]. See *Parasites*, *Table of*.

**Linguetta** (*ling-gwa'-ah*) [L., dim. of *lingua*, a tongue]. A small tongue. **L. laminosa**. See *Lingula*.

**Linguiform** (*ling'-gwif-orm*) [*lingua*, tongue; *forma*, form]. Shaped like a tongue.

**Lingula** (*lin'-gu-lah*) [dim. of *lingua*, a tongue]. A transversely lamellose lobule between the valve of Viessens and the central lobule of the cerebellum. It is called, also, the *linguetta laminosa*, the *ligula*, and the *processus petrosus anticus*. Also, the line of demarcation between the general, pial surface of the myel and oblongata, and the endymal, metacelian surface. **L. mandibularis**, the prominent, thin scale of bone partly surrounding the large foramen of the lower jaw; it serves for the attachment of the sphenomandibular ligament. **L. sphenoidalis**, a small, tongue-like process of bone projecting backward in the angle between the body and great wing of the sphenoid bone. **L. of Wrisberg**, connecting fibers of the motor and sensory roots of the trifacial nerve.

**Lingulate** (*ling'-gu-lāt*) [*lingula*, dim. of *lingua*, tongue]. Tongue-shaped.

**Linhart's Mixture**. See *Anesthetic*.

**Liniment** (*lin'-im-ent*). See *Linimentum*.

**Linimentum** (*lin-im-ent-tum*) [*linere*, to smear; *pl.*, *Linimenta*]. A liniment. A thin, liquid ointment for external application, usually a solution of a medicinal substance in an excipient of oil or oily mixtures. There are nine official *linimenta*, and 23 others are given in the U. S. Dispensatory. **L. exsiccans**. See *Pick's Liniment*. **L., St. John Long's**, a powerful counter-irritant containing oil of turpentine, acetic

acid, and yolk of egg. **L., Stokes'**, a stimulating liniment containing oil of turpentine 100, acetic acid 15, rose-water 80, linseed oil 4, and the yolk of one egg. **L., Swediaur's**, a salve for application to carcinomatous ulcers, containing arsenious acid and olive oil.

**Linin** (*li'-nin*) [*linum*, flax]. 1. A strongly purgative principle obtainable from *Linum catharticum*, or purgative flax. Unof. 2. In biology, minute threads extending between the individual microsoma (*ids*) in a cell-nucleus. (O. von Rath.) The achromatin of the nuclear network; *parachromatin*, less correctly called *nucleo-hyaloplasm*.

**Linitis** (*li-ni'-tis*) [*línov*, web; *ιτις*, inflammation]. An inflammation of the network of filamentous areolar tissue surrounding the vessels of the stomach. **L., Plastic**, a term for fibrous infiltration of the pylorus. **L., Suppurative**, suppurative or phlegmonous gastritis.

**Link** (*lingk*) [ME., *lenke*, a link]. A loop of a chain.

**Linoleic Acid** (*lin-o-le'-ik*). See *Acid*.

**Linolein** (*lin-o'-le-in*) [*linum*, flax; *oleum*, oil]. The neutral fat contained in linseed oil, to which the drying property of the oil is due. It is, chemically, a linoleate of glycerin.

**Linseed** (*lin'-sed*). See *Linum*. **L. Oil**, *Oleum lini*, is expressed from the seeds of the *Linum usitatissimum*, or flax-plant. By cold pressure is obtained a pale, tasteless oil, which is used in Russia and Poland in cooking, as a substitute for lard or butter. By warm pressure an amber-colored or dark-yellow oil is obtained. Linseed oil is, when fresh, somewhat viscid, but as a drying-oil it gradually absorbs oxygen, and becomes thick and eventually dry and hard. It is used in the preparation of paints, varnishes, printers' ink, and oil-cloth. **L. Poultice**, a poultice made of linseed meal.

**Lint** [*linum*, flax]. A loosely woven or partly felted mass of broken linen-fibers, made by scraping and "picking" old linen cloth. It is used as a dressing for wounds and raw surfaces. See *Charpie*. **L., Common**, lint that is twilled on one side and "woolly" on the other. In the spreading of an ointment the twilled side is used.

**Linteum** (*lin'-te-um*) [L.]. Lint. **L., Patent**, English charpie; lint that is scraped on both sides, a soft finish being thus given to the two surfaces. **L., Picked**, charpie.

**Linum** (*li'-num*) [L.: *gen.*, *Lini*]. Flaxseed. Linseed. The seeds of *L. usitatissimum*, the common flax-plant, containing 30–40 per cent. of fixed (linseed) oil in the embryo of the seed, and 15 per cent. of mucilage in the epithelium. It is a demulcent, emollient, and expectorant, useful in all inflammations of mucous membranes. **L., Cataplasma** (B. P.), made from linseed meal. **L. catharticum** is an active purgative and vermifuge. **L., Farina** (B. P.), flaxseed meal used as a poultice. **L., Oil**, the fixed oil of flaxseed expressed cold; a glycerid of linoleic acid. Dose  $\frac{3}{4}$  ss–ij. **L., Infus.**, unof., "flaxseed tea," flaxseed  $\frac{3}{4}$  ij, licorice root  $\frac{3}{4}$  j, water  $\frac{3}{4}$  x, infused four hours. Dose indefinite. **L., Semen**, linseed or flaxseed. **Carron Oil**, linseed oil emulsified in lime-water. The genus *Linum* contains several other species.

**Liodermia** (*li-o-der'-me-ah*) [*λεϊος*, smooth; *δέρμα*, skin]. A condition of smoothness and glossiness of the skin. **L. essentialis cum melanosí et telangiectasia**. Synonym of *Xeroderma pigmentosum*.

**Liomyoma** (*li-o-mi-o'-mah*) [*λεϊος*, smooth; *μύωμα*, a muscle-tumor]. A tumor composed of unstriped muscular tissue; its most common seat is the uterus, where, on account of the admixture of fibrous tissue, it is known as uterine fibroid.



**Liotrichous** (*li-ot'-rik-us*). See *Leiotrichous*.

**Lip** [ME., *lip*, *lip*]. Either of the fleshy folds surrounding the orifice of the mouth; or one of the labia majora. See *Labium*. **L.-protector**, a shield for protecting the lip during a dental operation. **L.-reading**, **German System of**, a method of teaching deaf-mutes to speak by imitating the movements of the lips and tongue, while modulation is secured by feeling the vibrations of the teacher's larynx, the pupil in this way attempting to control the natural harshness of the laryngeal sounds. **L.-salve**, a cosmetic ointment for the lips.

**Lipa** (*li'-pah*) [L.]. Fat.

**Lipacidemia** (*lip-as-id-e'-me-ah*) [*λίπος*, fat; *acidus*, sour; *αἷμα*, blood]. The presence of fatty acids in the blood, with diminution of its alkalinity.

**Lipaciduria** (*lip-as-id-u'-re-ah*) [*λίπος*, fat; *acidus*, acid; *οὖρον*, urine]. The presence of fatty acids in the urine.

**Lipæmia** (*lip-e'-me-ah*). See *Lipemia*.

**Liparin** (*lip'-an-in*) [*λίπος*, fat]. A substitute for cod-liver-oil, consisting of pure olive-oil and six per cent. of oleic acid. It speedily emulsifies in weak solutions of soda, has an agreeable taste, and is readily taken. The dose is from 2 to 6 tablespoonfuls daily.

**Lipara** (*lip'-ar-ah*) [*λίπαρος*, fatty]. An emollient plaster.

**Liparia** (*lip'-a'-re-ah*) [*λίπαρία*, fatness]. Fatness; obesity.

**Liparocele** (*lip'-ar-o-sēl*) [*λίπαρος*, fat; *κήλη*, a tumor].

A fatty tumor or cyst; a hernia containing fatty tissue.

**Liparoid** (*lip'-ar-oid*) [*λίπαρος*, fatty; *εἶδος*, like]. Resembling fat.

**Liparomphalos** (*lip-ar-om'-fal-os*) [*λίπαρος*, fat; *ὀμφαλός*, the navel]. A fatty tumor situated at the navel, or involving the umbilical cord.

**Liparoscirrhus** (*lip-ar-o-skir'-us*) [*λίπαρος*, fat; *σκίρρος*, a carcinomatous growth]. A fatty, scirrhus tumor.

**Liparotrichia** (*lip-ar-o-trik'-e-ah*) [*λίπαρος*, fat; *θρίξ*, hair]. Abnormal greasiness of the hair.

**Liparous** (*lip'-ar-us*) [*λίπαρος*, fat]. Fat; obese.

**Lipemanía** (*li-pe-ma'-ne-ah*). See *Lypemania*.

**Lipemia** (*lip-e'-me-ah*) [*λίπος*, fat; *αἷμα*, blood]. The presence of an emulsion of fine oil-globules in the blood, a condition sometimes noted in diabetes. **L., Intra-ocular**, a condition characterized by marked distention of the retinal vessels, and a salmon-colored fundus. **L. retinalis**. Same as *L. Intra-ocular*.

**Lipocele** (*lip'-o-sēl*). Synonym of *Liparocele*, *q. v.*

**Lipochrin** (*lip'-o-krin*) [*λίπος*, fat; *ωχρός*, sallow]. A yellow pigment obtained from the fat-globules in the retinal epithelium. It is soluble in chloroform, ether, and benzol. It is probably closely allied to the yellow coloring-matter of many other animal fats. It is slowly bleached by sunlight.

**Lipochrome** (*lip'-o-krōn*) [*λίπος*, fat; *χρῶμα*, color]. Any one of the very numerous fatty pigments of the animal economy, such as the chromophanes and lutein. They are fatty pigments characterized by exhibiting absorption-bands, which, though varying somewhat in position according to the solvent employed, are usually situated toward the violet end of the spectrum. Under this class of pigments are included the *luteins*. These fatty pigments are found in the blood and viscera of many invertebrates.

**Lipodermatous** (*lip-o-der'-mat-us*) [*λείπειν*, to leave; *δέρμα*, skin]. Affected with lipodermia.

**Lipodermia** (*li-po-der'-me-ah*). See *Leipodermia*.

**Lipofibroma** (*lip-o-fi-bro'-mah*) [*λίπος*, fat; *fibroma*, a fibrous tumor]. A lipoma with fibrous elements.

**Lipogastrosis** (*lip-o-gas-tro'-sis*) [*λείπειν*, to leave; to be lacking; *γαστήρ*, stomach]. In biology, absence of a proper enteric cavity, or stomach.

**Lipogenesis** (*lip-o-jen'-es-is*) [*λίπος*, fat; *γένεσις*, birth]. The formation or deposit of fat.

**Lipogenous** (*lip-o-jen'-en-us*) [*λίπός*, fat; *γεννᾶν*, to beget]. Fat-producing.

**Lipoid** (*lip'-oid*) [*λίπος*, fat; *εἶδος*, like]. Resembling fat or oil.

**Lipoma** (*lip-o'-mah*) [*λίπος*, fat; *ῥυμα*, a tumor: *pl., Lipomata*]. A fatty tumor. **L. arborescens tuberculolum**, tuberculous disease of a joint, in which the whole inner surface of the synovial membrane is covered with sessile or pedunculated papillomatous growths, small and rather uniform in size. If these become detached they constitute the so-called rice-bodies. **L. colloides**, myxo-lipoma. **L., Cystic**, one containing cysts. **L., Fibrous**. See *Lipofibroma*. **L., Myxo-**, a lipoma containing myxomatous tissue. **L., Pendulous**, *Lipoma pendulum*. **L. pendulum**, a lipoma having a pedicle. **L., Telangiectatic**, one containing many dilated blood-vessels.

**Lipomatoid** (*lip-o'-mat-oid*). See *Lipomatous*.

**Lipomatosis** (*lip-o-mat-o'-sis*) [*λίπωμα*, a fatty tumor]. A general deposition of fat; obesity.

**Lipomatous** (*lip-o'-mat-us*) [*λίπωμα*, a fatty tumor]. Of the nature of a lipoma; fatty.

**Lipomeria** (*lip-o-me'-re-ah*) [*λείπειν*, to leave; *μέρος*, a part]. A monstrosity having one limb absent.

**Lipomyxoma** (*lip-o-miks-o'-mah*) [*λίπος*, fat; *μύξωμα*, a myxomatous tumor: *pl., Lipomyxomata*]. A myxoma with fatty elements.

**Liposarcous** (*lip-o-sar'-kus*) [*λείπειν*, to leave; *σάρξ*, flesh]. Lean; emaciated.

**Liposis** (*lip-o'-sis*). See *Lipomatosis*.

**Lipospongosis** (*lip-o-spon-go'-sis*) [*λίπος*, fatty; *σπόγγος*, sponge]. The formation of a fatty or sponge-like outgrowth.

**Lipostomatous** (*lip-o-sto'-mat-us*) [*λείπειν*, to leave; *στόμα*, mouth]. Having no mouth.

**Lipostomosis** (*lip-o-sto-mo'-sis*) [*λείπειν*, to leave; to be lacking; *στόμα*, mouth]. In biology, absence of the oral aperture.

**Lipostomy** (*lip-os'-to-me*) [*λείπειν*, to leave; *στόμα*, mouth]. Atrophy of the mouth.

**Lipothymia** (*lip-o-thi'-me-ah*). See *Leipothymia*.

**Lipotype** (*lip'-o-tip*) [*λείπειν*, to leave; to be lacking; *τύπος*, impression, type]. In biology, a type of organism, the absence of which is characteristic of a particular district or region; thus the *Bovidae* and *Viverridae* are lipotypes of the neotropical region.

**Lipoxenous** (*lip-oks'-en-us*) [*λείπειν*, to leave; *ξένος*, host]. In biology, applied to a parasite that leaves its host and completes its existence independently.

**Lippa** (*lip'-ah*). *Lippitudo*, *q. v.*

**Lippia** (*lip'-e-ah*) [after Augustus *Lippi*, a French physician]. A genus of verbenaceous plants. The leaves of *L. mexicana*, growing in Mexico and the U. S., are demulcent and expectorant, and do not nauseate. Dose of the tincture ʒss-j. *L. dulcis* and *L. graveolens* have similar uses. Unof.

**Lippich's Polarimeter**. A polarimeter for the quantitative determination of sugar in the urine.

**Lippiol** (*lip'-e-ol*) [*lippia*; *oleum*, oil]. A medicinal camphor derivable from *Lippia mexicana*. Unof.

**Lippitude** (*lip'-e-tūd*), **Lippitudo** (*lip-e-tu'-do*) [*lipus*, blear-eyed; a watery condition of the eyes].

A condition marked by a moist and raw margin of the eyelids, with a discharge of purulent matter. **L. angularis**, a chronic inflammation of the lids at the external canthus. **L. neonatorum**, ophthalmia neonatorum. **Lipsis** (*lip'-sis*) [*λείψις*, a leaving]. Cessation; ending. **L. animi**, fainting.

**Lipuria** (*lip-u'-re-ah*) [*λίπος*, fat; *οὖρον*, urine]. The presence of fat in the urine.

**Lipyl** (*lip'-il*) [*λίπος*, fat; *ῥήνη*, matter],  $C_3H_7$ . The supposed radicle of glycerin; also, an old name for glyceryl,  $C_3H_5$ .

**Liqueable** (*lik'-wah-bl'*) [*liquare*, to render liquid]. Capable of being liquefied.

**Liquamen** (*lik'-wam-en*) [*liquare*, to render liquid]. The liquid obtained by melting solids.

**Liquation** (*lik-wa'-shun*) [*liquare*, to render liquid]. The process of melting.

**Liquefacient** (*lik-we-fa'-se-enf'*) [*liquefaciens*, liquefying]. 1. Having the power to liquefy or soften. 2. An agent that has the power to liquefy a hard deposit or growth.

**Liquefaction** (*lik-we-fak'-shun*) [*liquefactio*; *liquefacere*, to change to liquid form]. The condition of having been changed to a liquid; the process of change into a liquid. **L.-necrosis**. See *Necrosis*.

**Liquefactive** (*lik-we-fak'-tiv*) [*liquefacere*, to render liquid]. Pertaining to, causing, or characterized by liquefaction.

**Liquescent** (*lik-wes'-ent*) [*liquescere*, to become liquid]. Becoming, or tending to become, liquid.

**Liqueur** (*lik-ur'*) [Fr. for "liquor"]. Any cordial or alcoholic drink; especially a compound of alcohol with some flavoring-agent, usually a mixture of aromatic oils; it is often combined with a bitter substance derived from herbs. Formerly the liquors were used as remedies, but now they are mostly served with the meals. Some are employed as vehicles for various remedies.

**Liquid** (*lik'-wid*) [*liquidus*; *liquere*, to melt]. That form of a substance in which the molecules are in a state intermediate between attraction and repulsion; a substance that flows and takes the shape of the containing-vessel. Water between  $0^\circ$  and  $100^\circ C.$  is the best example. **L. Acid-green**. See *Pigments*, *Conspectus of*. **L.-blue**. Same as *Indigo-blue*. **L. Gelatin**. See *Gelatin*. **L. Glue**. See *Glue*. **L., Hager's**, a substitute for ammonium sulphid or hydrogen sulphid, made by dissolving 0.2 gram of sulphur lotum in 5 cgm. of carbon bisulphid, and adding 5 cgm. of benzene and 10 cgm. of ether. **L. Indigo-blue**. Same as *Soluble Blue*. **L., Maynard's Adhesive**, collodion. **L. of Regnaud**. See *Anesthetic*.

**Liquidambar** (*lik'-wid-am'-bar*) [*liquidus*, liquid; *ambar*, amber]. A genus of hamamelidaceous trees. **L. altingia**, of Malaysia, affords a portion of commercial styrax. **L. orientale**, of Asia, affords *Styrax*, *q. v.* **L. styraciflua**, of North America (sweet-gum, bilsted, copalm) affords a stimulant gum, and is useful in diarrheas and in coughs and colds. The name of *liquidambar* has been applied to the sweet-gale or sweet-fern (*Comptonia asplenifolia*). Unof.

**Liquidity** (*lik-wid'-it-e*) [*liquidus*, liquid]. Fluidity; the state of being liquid.

**Liquiform** (*lik'-wif-orm*) [*liquor*, liquid; *forma*, form]. Of the nature of a liquid.

**Liquor** (*lik'-or* or *li'-kwor*) [*L.*]. A liquid. In pharmacy, any solution in water of non-volatile substances, except infusions, decoctions, syrups, but including the solution of gutta-percha (in chloroform). There are 20 official *liqueures*; and a large number besides are given in the "U. S. Dispensatory" from the "National Formulary" and the British Pharmacopœia. In anatomy, any fluid of the body. **L. acidus halleri**, consists of 1 part of sulphuric acid and 3 parts of alcohol, colored by red-poppy petals. **L. amnii**, the liquid contained in the amniotic sac in which the fetus lies. Its normal quantity is from one to two pints. At the middle of pregnancy it equals in weight

that of the fetus. It serves a number of useful functions, and in labor protects the fetus and cord from pressure, dilates the os and lubricates the genital canal. **L. Cotunnii**, the perilymph secreted by the fibro-serous membrane of the internal ear. **L. entericus**, the intestinal juice. **L. folliculi**, the fluid filling the follicle or space about the developing ovum in the ovary. **L. gastricus**, the gastric juice. **L., Labarraque's**, liquor sodæ chloratæ. **L. lymphæ**, the fluid portion of lymph, analogous to liquor sanguinis. **L., Malt**, a name given to beer, ale, stout, etc. Malt liquors are made by fermenting an infusion of malt (barley) in the presence of hops and other substances. **L. Morgagni**, the small quantity of fluid found between the crystalline lens and its capsule. **L. pancreaticus**, pancreatic juice. **L. sanguinis**, the blood-plasma; the fluid portion of the blood. **L. scarpæ**. See *Endolymph*. **L. sedans**. See *Viburnum*. **L. seminis**, a colorless, transparent, and albuminous liquid, which, along with the spermatozoa and seminal granules, constitutes the semen. **L., Spirituous**, a distilled alcoholic liquor. **L. stypticus**, liquor ferri chloridi.

**Liquorice** (*lik'-or-is*). See *Glycyrrhiza*. **L., Wild**. See *Abrus*.

**Lirate** (*li'-rât*) [*lira*, a ridge]. Ridged or furrowed.

**Lirella** (*li-rel'-ah*) [*lira*, a furrow]. In biology, the peculiarly furrowed apothecium of certain lichens.

**Liriodendrin** (*li-ri-o-den'-drin*) [*λείριον*, lily; *δένδρον*, tree]. An alkaloidal precipitate from the bark of *Liriodendron tulipifera*. It is stimulant, tonic, and diuretic, and is said to have toxic qualities. Unof.

**Liriodendron** (*li-ri-o-den'-dron*) [*λείριον*, lily; *δένδρον*, tree]. A genus of magnoliaceous trees. **L. tulipifera**, of N. America and Asia, is the tulip-tree, mis-called poplar. Its bark is stimulant, tonic, and antipyretic. Dose of the saturated tincture, one fluidram. Unof.

**Lisfranc's Operations**. See *Operations*, *Table of*. **L.'s Tubercle**, a rough spot on the anterior surface of the first rib near the superior border. It serves for the attachment of the scalenus anticus muscle.

**Lisle's Fever-powder**. A powder similar to *James's Powder*, *q. v.*

**Lisp** [*ME., lispen*, to lisp]. To imperfectly pronounce the sibilant letters.

**Lisping** (*lispl'-ing*) [*ME., lispen*, to lisp]. A defect of speech, natural or acquired, in which sibilant letters are sounded like linguals, especially *s* as *th*. It sometimes arises from too great length of the tongue.

**Lissauer's Angles**. See *Angles*. **L., Columns of**. See *Column*. **L.'s Tract**, a group of fine nerve-fibers in the spinal cord lying ventrad and dorsad of the entrance of the dorsal roots. These fibers, which proceed from dorsal roots at a lower level, are supposed to be in relation with the posterior vesicular column.

**Lissotrichous** (*lis-ol'-rik-us*) [*λίσσός*, smooth; *θρίξ*, hair]. In biology, having straight, smooth hair; less correctly written *leiotrichous* and *liotrichous*.

**Listen** (*lis'-n*) [*ME., listenen*, to listen]. To give heed to; to give ear.

**Lister's Method**. See *Listerian Methods*, and also, *Fractional Cultivation*.

**Listerian Methods of Dressing Wounds**. Carbolic acid was the first antiseptic, but from its volatility and slowness of action as a germicide, it was replaced by corrosive sublimate. But this proved irritating and was precipitated by the albumin of the blood-serum. What might be called the **Third Method** was the antiseptic dressing called **Sero-sublimate Gauze**,



consisting of a gauze charged with a solution of corrosive sublimate in the serum of horses' blood. This was found difficult to manufacture and was harsh and non-absorbent. The **Fourth Method** consisted in a combination of chlorid of ammonium and bichlorid of mercury, called **Sal-alembroth**. This was likewise objectionable because of its ready solubility in the blood-serum. **Fifth Method**, a gauze containing three or four per cent. by weight of the biniodid of mercury. This proved irritating to the skin. A **Sixth Method** consists in the employment of gauze impregnated with a solution of a double cyanid of zinc and mercury colored with rosanilin. This is said to be non-volatile, unirritating, insoluble in water, and only soluble in 3000 parts of blood-serum. It possesses but little germicidal power, while but 1 : 1200 keeps animal fluids free from putrefaction. **Seventh Method**; lately Lister has returned to the use of carbolic acid, preferring it to corrosive sublimate: (1) because it is a more powerful antiseptic; (2) because it has greater penetrating power. He combines it with the use of the double cyanid gauze, preparing the latter with a 1 to 20 solution of carbolic acid.

**Listerine** (*lis'-ter-in*) [after *Lister*, an English physician]. A proprietary preparation said to contain thyme, eucalyptus, baptisia, gaultheria, and mentha arvensis, with two grains of benzo-boric acid in each dram.

**Listerism** (*lis'-ter-izm*) [after *Lister*, an English physician]. A general name for the antiseptic and aseptic treatment of wounds according to the principles first enunciated by Lister. See *Listerian Methods*.

**Listing's Law**. See *Lavo*. **L's Reduced Eye**, in optics, a schematic simplified eye in which there is a mean nodal or principal point lying between the two nodal or principal points, the distance between these two points being so small (only 0.4 mm.) that they may practically be assumed to be one. By this arrangement there is gained but one refractive surface for all the media of the eye. See *Eye*.

**Liter** (*le'-ter*) [*litra*, a pound]. The unit of capacity in the metric system, equal to 0.88036 of an imperial quart, or 1.056 United States quarts; it is the volume of one kilogram of water at its maximum density.

**Lithogectasia** (*lith-ag-o-jek-ta'-ze-ah*) [*λίθος*, stone; *αγωγή*, leading; *εκτασις*, a stretching out]. Lithectasy.

**Lithogogue** (*lith'-ag-og*) [*λίθος*, stone; *ἀγωγή*, leading]. Any agent or remedy, not mechanical, which tends to expel calculi from the bladder.

**Litharge** (*lith'-arj*). See *Lead* and *Pigments*, *Conspectus of*.

**Lithate** (*lith'-at*) [*λίθος*, stone]. Any salt of lithic (uric) acid; a urate.

**Lithectasy** (*lith-ek'-tas-e*) [*λίθος*, stone; *εκτασις*, a stretching out]. Dilatation of the urethra and neck of the bladder for the removal of calculi.

**Lithectomy** (*lith-ek'-to-me*) [*λίθος*, stone; *εκτομή*, a cutting out]. Same as *Lithotomy*.

**Lithemia** (*lith-el'-me-ah*) [*λίθος*, stone; *αἷμα*, blood]. Modified gout. A condition in which, owing to defective metabolism of the nitrogenous elements, the blood becomes charged with deleterious substances, principally, perhaps, of the uric acid group, although their exact chem. nature is not determined.

**Lithemic** (*lith-el'-mik*) [*λίθος*, stone; *αἷμα*, blood]. Pertaining to or suffering from lithemia.

**Lithenate** (*lith'-en-at*). See *Lithate*.

**Lithia** (*lith'-e-ah*) [*λίθος*, a stone],  $\text{Li}_2\text{O}$ . Oxid of lithium, an alkaline caustic. **L. Water**, mineral water containing lithium salts in solution. In the United States, are the *Buffalo Lithia Water*, water

from Buffalo Lithia Springs, Mecklenburg County, Va.; *Farmville Lithia Water*, from Farmville, Va.; *Londonderry Lithia Water*, from Londonderry N. H. The proportion of bicarbonate of lithia contained in the three waters mentioned is as follows: London-derry, 8.620, Buffalo, 1.484-2.25, Farmville, 1.99.

**Lithiasic Acid** (*lith'-e-as'-ik*). Uric acid, *q. v.*

**Lithiasis** (*lith'-i'-as-is*) [*λίθος*, stone]. The formation of calculus, especially of urinary calculus, and of gouty concretions in general; also the general state of the body that favors such calculous formation. **L. conjunctivæ**, an affection of the eyes characterized by calcareous degeneration of the secretion at the mouths of the Meibomian ducts, commonly seen in elderly people, especially such as are rheumatic. On everting the lids the small, yellowish-white concretions, gritty to the touch, may be found.

**Lithiate** (*lith'-e-at*). See *Urate*.

**Lithic** (*lith'-ik*) [*λίθικός*, stony]. 1. Pertaining to stone, or calculus. 2. Pertaining to lithium. **L. Acid**. See *Acid*, *Uric*.

**Lithium** (*lith'-e-um*) [*λίθος*, stone; *γεν.*, *Lithiū*].  $\text{Li} = 7$ ; quantivalence 1. One of the rarer alkaline metals, a few of the salts only being used in medicine. See *Elements*, *Table of*. Because of its low atomic weight, its high saturating-power makes its salts more highly alkaline than those of sodium and potassium. The carbonate and citrate are used largely in rheumatism and gout. **L. benzoas**,  $\text{LiC}_6\text{H}_5\text{O}_2$ . Dose gr. ij-x. See *Benzoic Acid*. **L. bromidum**,  $\text{LiBr}$ . See *Bromin*. **L. carbonas**,  $\text{Li}_2\text{CO}_3$ , not deliquescent. Dose gr. ij-xv. **L.-carmin Solution**. See *Stains*, *Table of*. **L. citras**,  $\text{Li}_3\text{C}_6\text{H}_5\text{O}_2$ , deliquescent. Dose gr. v-xxx. **L. guaiacus**, contains 3 parts of guaiacum and 1 of lithium. Dose gr. v. **L. hippuras**, used in gout. Dose gr. v-x. **L. oxidum**. See *Lithia*. **L. salicylas**,  $2\text{LiC}_7\text{H}_5\text{O}_3 \cdot \text{H}_2\text{O}$ . See *Salix*. **Liquor lithiæ effervescens** (B. P.), useful in gout. Dose  $\text{f}\overline{\text{z}}$  v-x.

**Lithiuria** (*lith-e-ul'-re-ah*) [*λίθος*, stone; *οὐρον*, urine]. Lithuria, *q. v.*

**Lithobexis** (*lith-o-beks'-is*) [*λίθος*, stone; *βήξις*, cough]. Cough with expectoration of calcareous particles.

**Lithocenosis** (*lith-o-sen-o'-sis*) [*λίθος*, stone; *κένωσις*, evacuation]. The extraction of the fragments of calculi that have been crushed or mechanically divided.

**Lithoclast** (*lith'-o-klast*). See *Lithotrite*.

**Lithoclastic** (*lith-o-klas'-tik*) [*λίθος*, stone; *κλάειν*, to break]. Relating to the surgical crushing of a calculus in the bladder.

**Lithoclasty** (*lith'-o-klas-te*). Lithotritry, *q. v.*

**Lithoclysmia** (*lith-o-kli'-me-ah*) [*λίθος*, stone; *κλύσμα*, clyster]. An injection of solvent liquids into the bladder for the removal of calculi.

**Lithocyst** (*lith'-o-sist*) [*λίθος*, stone; *κύστις*, bladder]. In biology: (a) One of the marginal bodies, in the form of little bags of crystals, found in the covered-eyed *Medusa*; rudimentary or incipient organs of vision; they are the exclusive seat of spontaneity, so far as the so-called "primary movements" are concerned. (b) One of the "crystal-cells" of plants.

**Lithocystotomy** (*lith-o-sis-tot'-o-me*) [*λίθος*, stone; *κύστις*, bladder; *τομή*, a cut]. Lithotomy, *q. v.*

**Lithocysturia** (*lith-o-sis-tu'-re-ah*) [*λίθος*, stone; *κύστις*, bladder; *οὐρον*, urine]. Disease of the bladder caused by lithuria.

**Lithodectasy** (*lith-o-dek'-tas-e*). Lithectasy, *q. v.*

**Lithodialysis** (*lith-o-di-al'-is-is*) [*λίθος*, stone; *διαλύειν*, to dissolve]. 1. The solution of calculi in the bladder. 2. The surgical operation of breaking or crushing a vesical calculus, previous to its removal by mechanical or other means.

- Lithodialytic** (*lith-o-di-al-it'-ik*) [*λίθος*, stone; *διαλύειν*, to dissolve]. Relating to or causing lithodiolysis.
- Lithodomous** (*lith-od'-o-mus*) [*λίθος*, stone; *δῶμος*, house]. In biology, dwelling in stones.
- Lithodrassic** (*lith-o-dras'-ik*) [*λίθος*, a stone; *δράσσειν*, to grasp]. Capable of seizing a stone. **L. Forceps**, a variety of forceps used in operations for stone in the bladder.
- Lithodyalisis** (*lith-o-di-al'-is-is*). See *Lithodiolysis*.
- Lithofellic** or **Lithofellinic Acid** (*lith-o-fel'-ik*, *lith-o-fel-in'-ik*) [*λίθος*, stone; *fel*, gall],  $C_{20}H_{36}O_4$ . An acid found in intestinal concretions.
- Lithogenesis** (*lith-o-jen'-es-is*) [*λίθος*, stone; *γένεσις*, genesis]. The formation of calculi or stones.
- Lithogenous** (*lith-oi'-en-us*) [*λίθος*, stone; *γεννᾶν*, to beget]. Pertaining to or causing the formation of calculi or stones.
- Lithogeny** (*lith-oi'-en-e*). See *Lithogenesis*.
- Lithoid**, **Lithoidal** (*lith'-oid*, *lith-oid'-al*) [*λίθος*, stone; *εἶδος*, like]. Resembling a stone.
- Lithokelyphopiedion** (*lith-o-kel-if-o-pe'-de-on*) [*λίθος*, stone; *κέλυφος*, shell; *παιδίον*, child]. Calcification of the fetus and the fetal membranes.
- Lithokelyphos** (*lith-o-kel'-if-os*) [*λίθος*, a stone; *κέλυφος*, an egg shell]. See *Lithopedion*.
- Lithokonium** (*lith-o-ko'-ne-on*) [*λίθος*, stone; *κονίαν*, to pulverize]. An instrument formerly used in pulverizing vesical calculi.
- Litholabe** (*lith'-o-lab*) [*λίθος*, stone; *λαβεῖν*, to seize]. An instrument for grasping and holding a vesical calculus during an operation for its removal.
- Litholaby** (*lith-ol'-a-be*). See *Lithotripsy*.
- Litholapaxy** (*lith-ol-a-pak'-se*) [*λίθος*, stone; *λάπαξις*, removal]. An operation for crushing stone in the bladder and removing the fragments at the same sitting by irrigation.
- Litholein** (*lith-o'-le-in*) [*λίθος*, stone; *oleum*, oil]. A substance similar to vaselin, and, because of its antiseptic and antiparasitic qualities, proposed as a substitute for it. It is oily, of neutral reaction, without smell or taste, and contains no fat.
- Lithology** (*lith-ol'-o-je*) [*λίθος*, stone; *λόγος*, treatise]. The science of the nature and treatment of calculi.
- Litholysis** (*lith-ol'-is-is*) [*λίθος*, a stone; *λύσις*, solution]. See *Lithodiolysis*. **L.**, **Voltaic**, electrolytic lithodiolysis.
- Litholyte** (*lith'-o-lit*) [*λίθος*, stone; *λύειν*, to loose]. A catheter used in the litholytic treatment of calculi.
- Litholytic** (*lith-o-lit'-ik*) [*λίθος*, stone; *λύειν*, to loosen]. Pertaining to litholysis, or the dissolving of calculi in the bladder.
- Lithomalacia** (*lith-o-mal-a'-se-ah*) [*λίθος*, stone; *μαλακία*, softness]. The softening of a stone in the bladder; the softening of any calculus.
- Lithometer** (*lith-om'-et-er*) [*λίθος*, stone; *μέτρον*, measure]. An instrument for estimating the size of a vesical calculus.
- Lithometra** (*lith-o-me'-tra-h*) [*λίθος*, stone; *μήτρα*, womb]. Ossification or concretion of, or within, the womb.
- Lithomyl** (*lith'-o-mil*) [*λίθος*, stone; *μύλη*, mill]. An instrument for pulverizing a calculus.
- Lithomyly** (*lith-om'-il-e*). Same as *Lithotripsy*.
- Lithonephria** (*lith-o-nef'-re-ah*) [*λίθος*, stone; *νεφρός*, kidney]. Disease due to renal calculus.
- Lithonephritis** (*lith-o-nef'-ri'-tis*) [*λίθος*, stone; *νεφρός*, kidney; *τις*, inflammation]. Inflammation of the kidney due to the presence of renal calculi.
- Lithonephrotomy** (*lith-o-nef'-roi'-o-me*) [*λίθος*, stone; *νεφρός*, kidney; *τομή*, a cut]. Surgical incision of the kidney for the removal of a renal calculus.
- Lithonlytic**, **Lithonthryptic** (*lith-on-lit'-ik*, *lith-on-thrip'-tik*). See *Lithotriptic*.
- Lithontripsy** (*lith-on-trip'-se*) [*λίθος*, stone; *τρίβειν*, to rub]. Synonym of *Lithotripsy*, *q. v.*
- Lithontriptic** (*lith-on-trip'-tik*) [*λίθος*, stone; *τρίβειν*, to rub]. See *Lithotriptic* and *Antilithic*.
- Lithonriptor** (*lith-on-trip'-tor*) [*λίθος*, stone; *τρίβειν*, to rub]. A lithotrite.
- Lithopedion** (*lith-o-pe'-de-on*) [*λίθος*, stone; *παιδίον*, child]. The calcified or mummified remains of a dead fetus carried in the uterus, its appendages, or the abdominal cavity, sometimes long beyond the normal period of gestation.
- Lithophagy** (*lith-off'-aj-e*). See *Lithotripsy*.
- Lithophan** (*lith'-o-fan*). See *Pigments*, *Conspectus of*.
- Lithophone** (*lith'-o-fo-n*) [*λίθος*, stone; *φωνη*, sound]. An instrument for detecting by sound the presence of calculi in the bladder.
- Lithophthisis** (*lith-off'-this-is*) [*λίθος*, stone; *φθισις*, phthisis]. Tuberculosis of the lungs with calcareous concretions.
- Lithoplatomy** (*lith-o-pla'-om-e*) [*λίθος*, stone; *πλατύνω*, wide]. Removal of a vesical calculus by dilating the urethra.
- Lithopriny** (*lith-op'-rin-e*). See *Lithotripsy*.
- Lithoprion** (*lith-op-re'-on*) [*λίθος*, a stone; *πρίων*, a saw]. An instrument for sawing instead of crushing a vesical calculus.
- Lithoprism** (*lith-op'-riz-e*) [*λίθος*, stone; *πρίσις*, sawing]. The operation of sawing through a stone in the bladder.
- Lithoscope** (*lith'-o-skōp*) [*λίθος*, stone; *σκοπεῖν*, to examine]. An instrument for the detection and examination of calculi in the bladder.
- Lithotecnon** (*lith-o-tek'-non*) [*λίθος*, stone; *τέκνον*, child]. Same as *Lithopedion*, *q. v.*
- Lithoterethrum**, **Lithoteretron** (*lith-o-ter'-eth-rum*, *lith-o-ter'-et-ron*) [*λίθος*, stone; *τέρετρον*, gimlet]. A lithotrite.
- Lithothlibia** (*lith-o-thlib'-e-ah*) [*λίθος*, stone; *θλίβειν*, to press]. The operation of crushing a vesical calculus between a sound introduced into the bladder and a finger in the rectum or vagina.
- Lithothryptic** (*lith-o-thrip'-tik*) [*λίθος*, stone; *θρυπτικός*, breaking; *θρύπτειν*, to break]. Same as *Lithotrititic*.
- Lithothryptist** (*lith-o-thrip'-tist*) [*λίθος*, stone; *θρύπτειν*, to break]. One who practises lithotripsy.
- Lithothryptor** (*lith-o-thrip'-tor*) [*λίθος*, stone; *θρύπτειν*, to break]. An instrument used in lithotripsy.
- Lithothrypty** (*lith'-o-thrip-te*) [*λίθος*, stone; *θρύπτειν*, to break]. Lithotripsy; the operation of crushing a calculus.
- Lithotome** (*lith'-o-tōm*) [*λίθος*, stone; *τομή*, a cutting]. A cutting-instrument for use in lithotomy; a cystotome. **L. caché**, a lithotome in which the blade is concealed, but is readily made to protrude after the introduction of the instrument.
- Lithotomic** (*lith-o-tōm'-ik*) [*λίθος*, stone; *τομή*, a cutting]. Relating to lithotomy. **L. Posture**. See *Postures*, *Table of*.
- Lithotomist** (*lith-ot'-o-mist*) [*λίθος*, stone; *τομή*, a cutting]. A surgeon who practises or performs lithotomy.
- Lithotomy** (*lith-ot'-o-me*) [*λίθος*, stone; *τέμνειν*, to cut]. Incision into the bladder to remove a calculus. **L.**, **Bilateral**, entrance into the bladder by means of a curved incision into the perineum just in front of the rectum, the lithotome entering by an incision into the urethra at this point. **L.**, **Central**. See *L.*, *Median*. **L.**, **High**, **L.**, **Hypogastric**, a suprapubic cystotomy for the removal of a stone. **L.**, **Lateral**, the perineal incision is about 1½ inches in front of the rectum and to the left of the raphé, the cut being

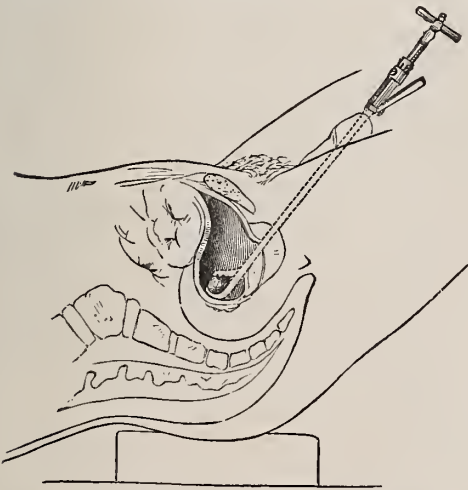


downward and outward, with the patient on his back and the thighs elevated. **L., Median or Marian**, the perineal incision is made in the median line one-half inch in front of the anus, by a straight, double-edged bistoury. **L., Medio-bilateral**, a modification of the bilateral, consisting in a median incision through the perineum, with division of each lateral lobe of the prostate. **L., Medio-lateral**, a modification of the lateral operation, the perineal incision being made in the median line, and the prostatic incision laterally. **L., Perineal**, a lithotomy through a perineal incision. **L. Position**. See *Postures, Table of*. **L., Pre-rectal**, a modification of the bilateral, in which after a median incision through the perineum, the anterior wall of the rectum is dissected from the bulb of the urethra, and the membranous urethra is punctured just anterior to the prostate, the latter being divided by the lithotome. **L., Recto-vesical**, extraction of a vesical stone by an incision through the rectum. **L., Renal, Nephrolithotomy**. **L., Supra-pubic**, by an incision above the pubis at a point where the bladder is not covered by peritoneum. **L., Urethral**, an incision through the membranous portion of the urethra for removal of a calculus imbedded in the urethra. **L., Vaginal**, by incision through the vaginal wall.

**Lithotomy** (*lith-ol'-o-ne*) [*λίθος*, stone; *τείνειν*, to stretch]. Removal of a vesical calculus through an artificial fistula, which is gradually dilated.

**Lithotresis** (*lith-o-tre'-sis*) [*λίθος*, stone; *τρήσις*, a boring]. The drilling of holes through a calculus, as a step in its destruction and removal.

**Lithotripsy** (*lith-o-trip'-se*) [*λίθος*, stone; *τριβειν*, to rub]. The operation of crushing calculi of the bladder. See annexed illustration.



THE LITHOTRITE IN POSITION DURING THE OPERATION OF LITHOTRITY.

**Lithotriptic** (*lith-o-trip'-tik*) [*λίθος*, stone; *τριβειν*, to rub]. Relating to lithotripsy.

**Lithotriptor** (*lith-o-trip'-tor*) [*λίθος*, stone; *τριβειν*, to rub]. An instrument designed for crushing calculi in the bladder. **L., Urethral**, an instrument for crushing urethral calculi.

**Lithotrite** (*lith'-o-trit*) [*λίθος*, stone; *τερere*, to rub]. An instrument for crushing or pulverizing a vesical calculus.

**Lithotritic** (*lith-o-trit'-ik*) [*λίθος*, stone; *τερere*, to rub]. Pertaining to lithotripsy.

**Lithotrity** (*lith-ol'-rit-e*), **Lithotriture** (*lith-ol'-rit-ūr*)

[*λίθος*, stone; *τερere*, to rub]. The process of crushing a stone in the bladder, by the lithotrite, into fragments small enough to pass through the urethral canal.

**L., Electric**, lithotripsy by means of electrolysis.

**Lithotrypsis** (*lith-o-trip'-sis*). Same as *Lithotripsy*, *q. v.*

**Lithotrypterion** (*lith-o-trip'-ter'-e-on*) [*λίθος*, a stone; *τριβειν*, to rub]. A small lithotrite.

**Lithotryptor** (*lith-o-trip'-tor*), **Lythotrypter** (*lith-o-trip'-ter*). Same as *Lithotrite*, *q. v.*

**Lithous** (*lith'-us*) [*λίθος*, stone]. Having the nature or composition of stone.

**Lithoxyduria** (*lith-oks-id'-u'-re-ah*) [*λίθος*, stone; *ὀξύς*, acid; *οὔρον*, urine]. The morbid presence of xanthic acid in the urine.

**Lithuresis** (*lith-u-re'-sis*) [*λίθος*, stone; *οὐρησις*, making water]. The voiding of small calculi with the urine.

**Lithuria** (*lith-u'-re-ah*) [*λίθος*, stone; *οὔρον*, urine]. A condition marked by excess of lithic acid, or its salts, in the urine.

**Lithurorrhea** (*lith-u-ror-e'-ah*). Same as *Lithuresis*.

**Litigation Symptoms**. Various vague manifestations of nervous shock following injury, concerning which the question of malingering arises, and which may become the subject of medico-legal inquiry.

**Litmate** (*lit'-māt*) [Dan., *lac*, lac; *moes*, pulp]. A salt of litmic acid.

**Litmic Acid** (*lit'-mik*) [Dan., *lac*, lac; *moes*, pulp]. A constituent of litmus.

**Litmus** (*lit'-mus*) [Dan., *lac*, lac; *moes*, pulp]. Archil. A blue pigment obtained from *Rocella tinctoria*, a lichen. It is employed in chemic determinations to detect the presence of acids and alkalies. See *Pigments, Conspectus of*. **L. Paper, Blue**, unsized paper steeped in a solution of litmus; it turns red on contact with acid solutions. **L. Paper, Red**, unsized paper steeped in litmus tincture colored red with acid; it turns blue on contact with alkaline solutions. **L. Solution**, **L. Tincture**, a solution of litmus used for the determination of reaction as to acidity or alkalinity.

**Litrameter** (*lit-ram'-et-er*) [*λίτρα*, pound; *μέτρον*, measure]. An instrument for ascertaining the specific gravity of fluids.

**Litre** (*le'-ter*). See *Liter* and *Metric System*.

**Litter** (*lit'-er*) [ME., *litter*, a litter; *lectica*, a couch]. An extemporized stretcher or couch, with handles, for carrying the sick or wounded. **L., Halsted's**, a litter made of two poles, united by two transverse iron bars, and a piece of canvas stretched between the poles. It has four legs, each 14 inches in length. **L., Hand**, a litter that is carried by hand. **L., Schell's**, a litter similar to Halsted's, but instead of having stationary legs the handles are hinged, serving as legs.

**Little, Disease of**. Infantile spasmodic tabes. See *Diseases, Table of*.

**Littoral** (*lit'-or-al*) [*litus*, littoralis, sea-shore]. Belonging to or inhabiting the shore.

**Littre's Glands**. See *Gland*. **L.'s Hernia**, diverticular hernia. See *Diseases, Table of*, and *Hernia*.

**L.'s Operation**. See *Operations, Table of*. **L.'s Suture**. See *Suture*.

**Litura** (*lit-u'-rah*) [*litura*, an erasure, blot, blur: *pl.*, *Liturae*]. In biology, a blurred marking.

**Liturate** (*lit'-u-rāt*) [*liturare*, to erase]. Marked with abrasions of the surface. To abrade.

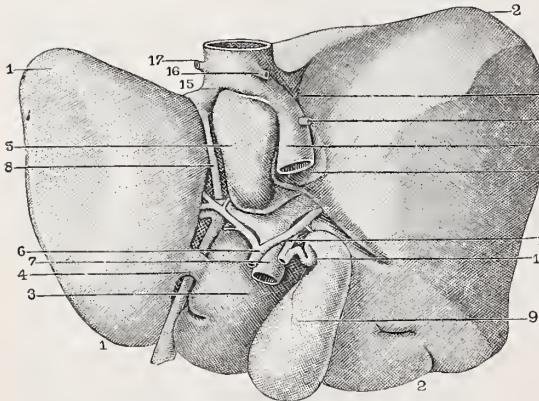
**Live** (*liv*) [ME., *liven*, to live]. To continue in being. To have life.

**Live** (*liv*) [by apheresis from *alive*]. Living; animate; manifesting life. **L.-birth**, birth characterized by "the manifestation of some certain sign or signs of life by the child after it is completely born." **L.-blood**, the name given to the sensation of fluttering

in the eyelid, due to spasmodic action of the orbicularis palpebrarum muscle.

**Livedo** (*liv-e-dō*) [*livere*, to grow black]. Same as *Livor*.

**Liver** (*liv'-er*) [ME., *liver*, liver]. The largest gland in the body, a part of the digestive tract, and situated on the right side of the abdominal cavity, just below the diaphragm. Its functions are: (1) the secretion of bile; (2) the formation of glycogen; (3) the production, at least at a certain period of development, of



INFERIOR SURFACE OF LIVER.

1, 1. Left lobe. 2, 2. Right lobe. 3. Quadrate lobe. 4. Caudate lobe. 5. Lobulus spigelii. 6. Hepatic artery. 7. Vena portae. 8. Fibrous cord from obliteration of the ductus venosus. 9. Gall-bladder. 10. Cystic duct. 11. Hepatic duct. 12. Fissure for inferior vena cava. 13. Inferior vena cava. 14. Mouth of capsular vein. 15. Left hepatic vein. 16. Mouth of right diaphragmatic vein. 17. Mouth of left diaphragmatic vein.

blood-corpuscles; (4) the destruction of blood-corpuscles; (5) the formation of a large quantity of urea; (6) the retention and destruction of certain poisonous substances absorbed from the intestinal tract. Anatomically, it consists of five lobes—the right, the left, the lobus spigelii, the lobus quadratus, and the lobus caudatus. These lobes are made up of lobules or acini, and these again of hepatic cells, capillaries, arteries and veins, lymphatics and biliary channels, each lobule being surrounded by connective tissue. The weight of the liver is between 50 and 60 ounces. **L., Albuminoid**, or **Amyloid**, a liver the seat of amyloid degeneration. **L., Bacony**. Same as *L., Amyloid*. **L., Bastard**, the spleen. **L., Beaver-tail**, a liver the left lobe of which in form resembles a beaver's tail. **L., Biliary Cirrhotic**, a liver the seat of chronic inflammation the result of obstruction and distention of the bile-ducts. **L.-blotches**, liver-patches; a vulgar term for the chloasmata of pregnancy, seen upon the brow and cheeks of the pregnant woman. They may also be present at the menstrual epochs and at the menopause. **L., Bronze**, a liver discolored by excess of biliary pigment. **L., Cirrhotic**, a liver the seat of chronic inflammation, with overgrowth of the connective tissue and atrophy of the parenchyma. **L.-clapping**, in *massage*, strong percussion of the liver with the full palm of the hand. **L.-cough**, a reflex cough due to disease of the liver. **L., Degraded**, the division of the human liver into an unusual number of lobes, such as is normal in the gorilla. **L., Drunkard's**, usually, a cirrhotic liver. **L., Fatty**, a liver with marked fatty infiltration and degeneration. **L., Floating**, a movable condition of the liver, with displacement. **L.-flake**. See *Trematodes*, *Distoma*, and *Parasites (Animal)*, Table of. **L., Hob-**

**nail**. See *Hobnail Liver*. **L., Gin-drinkers'**, or **Gin**, atrophic cirrhosis of the liver. **L., Granulated**, or **Granular**, a cirrhotic liver, with a granular surface, owing to the contraction of the interlobular connective tissue. **L., Lænne's Cirrhosis** of, atrophic cirrhosis of the liver. See *Diseases*, Table of. **L.-leaf**. See *Hepatica*. **L., Leukemic**, a liver very much increased in size on account of a diffuse infiltration with leukemic, or lymphoid, tissue. **L., Mammillated**. See *Hobnail Liver*. **L., Movable**. See *L., Floating*. **L., Nutmeg**, a condition of the liver met with in heart-disease, fatty infiltration, and amyloid disease. The surface of a section has a peculiar, mottled appearance. The center of the lobules is dark, the periphery lighter in color. **L.-pad**, a bag or cushion stuffed with medicated materials and worn upon the hypogastric region, for its supposed efficacy in hepatic disease. **L.-patches**. See *L.-blotches*. **L., Pulsation of**. See *L.-pulse*. **L.-pulse**, a systolic pulsation over the region of the liver in cases of tricuspid regurgitation. **L.-rot**, disease in sheep due to the presence in the bile-ducts of the liver of the *Distoma hepaticum* or *Liver-fluke*. **L.-spot**, chloasma; pityriasis versicolor. **L.-sugar**. Synonym of *Glycogen*. **L. of Sulphur**. See *Hepar sulphuris*. **L., Syphilitic**, this may be a liver the seat of gum-mata, which on healing leave scars, or of a diffuse inflammation that may lead to cirrhosis, with atrophy or, especially in hereditary syphilis, to enlargement of the liver. **L., Tight-lace**, a liver in which the right lobe is thickened vertically from compression, marked by the ribs, and atrophic from constant pressure by tight stays. **L., Wandering**, a condition occasionally seen in women who have given birth to many children, and in those whose abdominal tissues exhibit unusual laxity. The liver is displaced from its ordinary situation, and falls into the lower portion of the abdomen, where it swings upon its elongated attachments. **L., Waxy**. See *L., Amyloid*. **L.-wort**. See *Hepatica*.

**Livid** (*liv'-id*) [*lividus*; *livere*, to be dark]. Discolored from the effects of congestion or contusion; black and blue; pale lead-color.

**Lividity** (*liv-id'-it-e*) [*lividus*, from *livere*, to be dark]. The state of being livid. **L., Cadaveric**, or **Post-mortem**, the bluish discoloration in the dependent parts of a corpse, due to the gravitation of the blood.

**Livor** (*li'-vor*) [*livor*; *livere*, to be dark]. **Lividity**. The discoloration consequent upon severe contusion and congestion of a part; post-mortem suffilation or discoloration of the skin. **L. emortualis**, change in the color of the skin of a corpse due to putrefaction. **L. febris**, the lividity occurring during a chill.

**Lix** (*liks*) [*L.: gen., Lixis*]. Wood-ashes, or the lye therefrom.

**Lixivia** (*liks-iv'-e-ah*) [*L.*]. Same as *Lixivium*.

**Lixivial** (*liks-iv'-e-al*) [*lixivia*, lye]. Relating to lixiviation.

**Lixiviation** (*liks-iv-e-a'-shun*) [*lixivia*, lye]. The process of leaching ashes. Also, the process of separating by solution any alkaline salt from the insoluble impurities with which it is mixed.

**Lixivious** (*liks-iv'-e-us*) [*lixivia*, lye]. **Lixivial**, *q. v.* **Lixivium** (*liks-iv'-e-um*) [*lixivia*, lye]. The filtrate obtained by leaching ashes; practically a solution of an impure potassium hydrate.

**Lizard-tail** (*liz'-ard-tāl*). See *Saururus cernuus*.

**Loathing** (*loth'-ing*) [ME., *loth*, hateful]. Intense disgust, which may excite nausea.

**Lobar** (*lo'-bar*) [*lobus*, a lobe]. Pertaining to a lobe, rather than to a lobule. **L. Pneumonia**. See *Pneumonia*, *Croupous*.



**Lobate, or Lobed** (*lo'-bāt, lōbd'*) [*lobus, lobe*]. In biology, possessing lobes, or of the form of a lobe.

**Lobe** (*lōb*) [*λοβός, lobus, a lobe*]. Any one of the parts or divisions into which an organ may be separated by fissures and constrictions; as the lobes of the brain, liver, ear, etc. A more or less rounded part or projection of an organ. **Lobes of Brain**; each half of the convex cerebral surface is divided by fissures into five lobes, the frontal, parietal, occipital, temporo-sphenoidal, and central, or island of Reil, to which some writers add a fronto-parietal lobe. See *Brain* and *Fissure*. **Lobes of Liver**. See *Liver*. **L., Marginal**, the first frontal convolution running along the margin of the longitudinal fissure. **Lobes, Optic**, the tubercula quadrigemina. **L., Slender** (*of the cerebellum*). The fourth of the five lobes on the under surface of either hemisphere of the cerebellum.

**Lobelacrin** (*lo-bel-a'-krin*) [from M. de *Lobel*, a French botanist]. An acrid principle derivable from *Lobelia inflata*. Unof.

**Lobelet** (*lōb'-let*). Same as *Lobule*.

**Lobelia** (*lo-bel'-le-ah*) [from M. de *Lobel*, a French botanist]. The leaves and tops of *L. inflata*, an expectorant, antispasmodic, and emetic; in larger doses a motor depressant and narcotic. It is valuable in asthma and dry cough, and is the main ingredient of empiric cures for pulmonary tuberculosis. It makes an excellent enema in strangulated hernia. **L., Acetum**, 10 per cent. of the drug. Dose  $\mathfrak{m}\mathfrak{v}$ - $\mathfrak{z}\mathfrak{j}$ . **L., Fld.** Ext. Dose  $\mathfrak{m}\mathfrak{j}$ -x. **L., Infus.**, unof.,  $\mathfrak{z}\mathfrak{j}$  to Oj. Dose  $\mathfrak{z}\mathfrak{j}$ - $\mathfrak{z}\mathfrak{j}$ . **L., Tinct.**, 20 per cent. of the drug. Dose  $\mathfrak{m}\mathfrak{v}$ -xxx. **L., Tinct., Ætherealis** (B. P.) Dose  $\mathfrak{m}\mathfrak{x}$ -xxx. The genus *Lobelia* contains many species, most of them having little-understood medicinal qualities.

**Lobelin** (*lo-bel'-lin*) [from M. de *Lobel*, a French botanist]. 1. A precipitate from the tincture of *Lobelia inflata*; an emetic, nervine, anti-spasmodic, resolvent and relaxant. Dose, as an emetic 1 to 3 grains in warm water, repeated, if necessary, in ten minutes, until an effect is produced. As a diaphoretic and expectorant from  $\frac{1}{4}$  to  $\frac{1}{2}$  grain. Unof. 2. An oily liquid alkaloid, from the plant *Lobelia inflata*; actively poisonous. Unof.

**Lobopneumonia** (*lo-bo-nu-mo'-ne-ah*). See *Pneumonia, Croupous*.

**Lobstein's Cancer**. Retroperitoneal sarcoma. It often attains a considerable size. See *Diseases, Table of*. **L. Disease**, idiopathic fragility of the bones without anatomic change.

**Lobular** (*lob'-u-lar*) [*lobulus, a little lobe*]. Like a lobule. Pertaining to any lobule. **L. Pneumonia**. See *Pneumonia, Catarrhal*.

**Lobulate, Lobulated** (*lob'-u-lāt, lob'-u-la-ted*) [*lobulatus, from lobulus, a little lobe*]. Consisting of small lobes or lobules.

**Lobulation** (*lob'-u-la'-shun*) [*lobulus, small lobe*]. Division into lobules. **L., Congenital**, preservation in adult life of the fetal lobulation of an organ.

**Lobule** (*lob'-ūl'*) [*lobus, a lobe*]. See *Lobulus*. **L., Oval**, the paracentral lobule. **L., Paracentral**, the superior connecting convolution of the ascending frontal and ascending parietal gyri. **L., Pneumogastric**, the flocculus of the cerebellum.

**Lobule** (*lob'-u-let*) [dim. of *lobulus, a lobule*]. A minor lobule, especially of the lung; a group, or series of groups, of five or six air-sacs connected with the dilated end of a bronchiole.

**Lobulization** (*lob'-u-liz-a'-shun*). See *Lobulation*.

**Lobulus** (*lob'-u-lus*) [dim. of *lobus, a lobe*: pl., *Lobuli*]. A small lobe or division of an organ. **L. caudatus**, the tailed lobe, or elevation of the liver that separates

the right extremity of the transverse fissure from the commencement of the fissure for the inferior vena cava. **L. centralis**, the superior vermiform process; the island of Reil. **L. corporis striati**, the island of Reil; the lenticular nucleus. **L. of Ear**, the soft mass at the lower part of the pinna of the ear. **L. fissuræ sylvii**, the island of Reil. **L. hepatis anonymus**. See *Liver, Quadrate Lobe of*. **L. paracentralis**. See *Paracentral Gyrus in Table of Convolution*s. **L. quadratus**, the square lobe upon the inferior surface of the right lobe of the liver. **L. spigelii**, the lobule projecting from the posterior portion of the inferior surface of the liver. **L. tubercis**, the nodule of the cerebellum; the supra-marginal gyrus. **L. vagi**, the flocculus of the cerebellum.

**Lobus** (*lo'-bus*) [*L., a lobe*]. A lobe. Any well-defined, rounded part of an organ. **L. caudatus**. See *Lobulus*. **L. opertus**, the insula of the brain. **L. quadratus**. See *Lobulus*.

**Local** (*lo'-kl'*) [*localis; locus, place*]. Not general. Affecting a part or place.

**Localization** (*lo-kal-iz-a'-shun*) [*locus, a place*]. The designation of the seat of any pain, irritation, injury, or

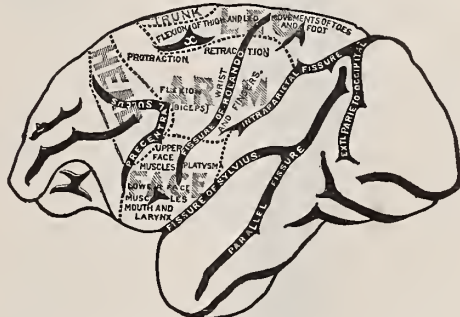


DIAGRAM OF THE MOTOR AREAS ON THE OUTER SURFACE OF A MONKEY'S BRAIN. (Horsley and Schäfer.)

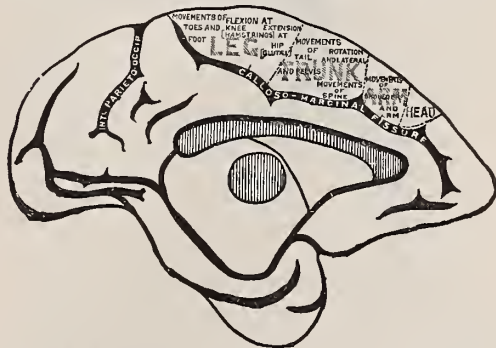


DIAGRAM OF THE MOTOR AREAS ON THE MARGINAL CONVOLUTION OF A MONKEY'S BRAIN. (Horsley and Schäfer.)

disease, or the process by which a general condition manifests itself in a particular place. The faculty of locating sensory impressions. **L., Cerebral**, the determination of the anatomic position of the centers in the brain that preside over certain physiologic acts; or of the seat of pathologic conditions interfering with the proper function of these centers. See illustrations annexed. **L., Spinal-cord**; Gowers' table, showing the approximate relations to the spinal nerves of the various functions of the cord, is given herewith.

	MOTOR.	SENSORY.	REFLEX.
IC			
C1		Neck and scalp.	
2		Neck and shoulder.	
3		Shoulder.	
4	Sterno-mastoid.		
5	Trapezius.		
6	Diaphragm.		
7	Serratus		
8	Shoulder } musc.	Arm.	Scapular.
9	Arm	Hand	
10	Hand (ulnar, lowest).		
D1			
2			
3			
4			
5			
6			
7			
8			
9			
10			
11			
12			
L1			
2			
3			
4			
5			
6			
7			
8			
9			
10			
11			
12			
L1			
2			
3			
4			
5			
S			
S			
Co.			

DIAGRAM AND TABLE SHOWING THE APPROXIMATE RELATION TO THE SPINAL NERVES OF THE VARIOUS MOTOR, SENSORY, AND REFLEX FUNCTIONS OF THE SPINAL CORD. (Arranged by W. R. Gowers, from anatomic and pathologic data.)

**Localized** (*lo'-kal-izd*) [*locus*, a place]. Confined to a particular place.

**Locellus** (*lo-sel'-us*) [dim. of *loculus*, a little place: *pl.*, *Locelli*]. In biology, a subdivision of a loculus.

**Loch** (*lok*) [Arab.]. A lincture, or electuary. (Old.)

**Lochaditis** (*lok-ad-i'tis*). Same as *Logaditis*.

**Lochia** (*lo'-ke-ah*) [*λόχια*, *λόχος*, lying-in]. The discharge from the genital organs during from two to four weeks succeeding labor. **L. alba**, the whitish flow that takes place from about the seventh day. **L. rubra**, the sanguineous flow of the first few days. **L.**

**serosa**, the serous discharge taking place about the fifth day.

**Lochia** (*lo'-ke-ah*) [*λοχία*, childbirth]. Childbirth; confinement. (Rare.)

**Lochial** (*lo'-ke-al*) [*λόχια*, *λόχος*, lying-in]. Pertaining to the lochia.

**Lochiation** (*lo-ke-a'-shun*) [*λόχια*, *λόχος*, lying-in]. Aveling's term for the excretion of the lochia.

**Lochioceilitis** (*lo-ke-o-se-le-i'-tis*) [*λόχιος*, puerperal; *κοιλία*, abdomen; *ιτις*, inflammation]. Puerperal abdominal inflammation.



**Lochiocolica** (*lo-ke-o-kol'-ik-ah*) [*λόχιος*, puerperal; *κολικός*, pertaining to the colon]. Pain in the abdominal region dependent upon, or associated with, some lochial irregularity.

**Lochiodochium** (*lo-ke-o-do'-ke-um*). See *Lochodochium*.

**Lochiometra** (*lo-ke-o-me'-trah*) [*λοχία*, lochia; *μήτρα*, uterus]. A collection of lochia in the uterus.

**Lochiopyra** (*lo-ke-op'-ir-ah*) [*λόχιος*, relating to childbirth; *πῦρ*, fire, fever]. Puerperal fever. Same as *Lochopyra*.

**Lochiorrhagia** (*lo-ke-or-a'-je-ah*) [*λόχια*, lochia; *ῥογήναι*, to burst forth]. An excessive flow of the lochia.

**Lochiorrhea** (*lo-ke-or-e'-ah*) [*λόχια*, lochia; *ῥοία*, a flow]. An abnormal flow of the lochia.

**Lochiorrhoic** (*lo-ke-or-o'-ik*) [*λόχια*, lochia; *ῥοία*, flow]. Pertaining to lochiorrhea.

**Lochioschesis** (*lo-ke-os'-kes-is*) [*λόχια*, lochia; *σχέσις*, retention]. Suppression or retention of the lochia.

**Lochioschetic** (*lo-ke-os-ke'-ik*) [*λόχια*, lochia; *σχέσις*, retention]. Pertaining to lochioschesis.

**Lochocacocolpia** (*lo-ko-kak-o-kol'-pe-ah*) [*λόχος*, childbed; *κακός*, evil; *κόλπος*, vagina]. Vaginal or vulval gangrene after childbirth.

**Lochoceliitis** (*lo-ko-se-le'-tis*). See *Lochioceliitis*.

**Lochodochium** (*lo-ko-do'-ke-um*) [*λόχος*, childbirth; *δέχεσθαι*, to receive]. A lying-in hospital; a maternity.

**Lochomeleagra** (*lo-ko-mel-e-a'-grah*) [*λόχος*, childbirth; *μέλος*, limb; *ἄγρα*, seizure]. An attack of pain in the limbs of parturient women.

**Lochometritis** (*lo-ko-me-tri'-tis*) [*λόχος*, childbirth; *μήτρα*, womb; *ιτις*, inflammation]. Inflammation of the womb consequent upon delivery; puerperal metritis.

**Lochomrophlebitis** (*lo-ko-me-tro-fle-bi'-tis*) [*λόχος*, childbirth; *μήτρα*, womb; *φλέψ*, vein; *ιτις*, inflammation]. Phlebitis of the uterine veins in puerperal women.

**Locho-öphoritis** (*lo-ko-o-off-or-i'-tis*) [*λόχος*, childbed; *ὄν*, egg; *φορός*, bearing; *ιτις*, inflammation]. Puerperal inflammation of an ovary.

**Lochoperitonitis** (*lo-ko-per-it-on-i'-tis*) [*λόχος*, childbed; *περιτόναιον*, peritoneum; *ιτις*, inflammation]. Inflammation of the peritoneum following childbirth.

**Lochopyra** (*lo-kop'-ir-ah*) [*λόχος*, childbed; *πῦρ*, fire, fever]. Puerperal fever.

**Lochos** (*lo'-kos*) [*λόχος*, childbirth]. A pregnant woman; childbed. (Obs.)

**Lochotyphus** (*lo-ko-ti'-fus*) [*λόχος*, childbed; *τύφος*, stupor]. Puerperal fever of a typhoid type.

**Lock** (*lok*) [ME., *lok*, lock]. 1. Anything that fastens something else. 2. To fasten by means of a lock; to fasten so as to impede motion. **L.-finger**, a peculiar and very uncommon affection of the fingers in which they suddenly become fixed in a flexed position. The locking is due to the presence of a small fibrous growth in the sheath of the extensor tendon. **L.-hospital**, an English hospital for the treatment of venereal diseases; it was originally kept with locked doors, whence the name. **L.-jaw**, tetanus; trismus. **L.-spasm**, Weir Mitchell's term for a severe form of writer's cramp, the hand becoming spasmodically firmly contracted, the spasm being followed by complete relaxation.

**Locked** (*lokt*) [ME., *lok*, a lock]. Fastened by means of a lock; immovable. **L. Heads**. See *Head-locking*. **L. Jaw**. See *Trismus*. **L. Joint**, Pajet's term for a condition similar to that described as lock-finger, but usually involving a knee-joint.

**Loco** or **L. Plant** or **L. Weed** (*lo'-ko*) [Sp. for "crazy"]. A name given in parts of the U. S. to

various species of *Astragalus*, *Hosackia*, *Oxytropis*, and *Sophora*, poisonous plants that are believed to cause loco-disease in cattle and horses. **L.-disease**, a local epizootic disease of cattle and horses, believed to be liable to follow the eating of any one of the plants called *loco*.

**Locoed** (*lo'-kod*) [Sp., *loco*, crazy]. Suffering from *Loco-disease*, q. v.

**Locomobile** (*lo-ko-mo'-bil*) [*locus*, place; *mobilis*, movable]. Having the power to change place, or to move from a place.

**Locomobility** (*lo-ko-mo-bil'-it-e*) [*locus*, place; *mobilis*, movable]. The quality of being locomobile.

**Locomotility** (*lo-ko-mo-til'-it-e*) [*locus*, place; *motilitas*, motility]. The quality or power of moving from place to place.

**Locomotion** (*lo-ko-mo'-shun*) [*locus*, place; *movere*, to move]. Animal movement. **L. of an Artery**, the straightening out of a curved artery under the impulse of the pulse-wave.

**Locomotive** (*lo-ko-mo'-tiz*) [*locus*, a place; *movere*, to move]. Moving from place to place; able to change its place; pertaining to locomotion. **L. Pulse**. See *Corrigan's Pulse*.

**Locomotivity** (*lo-ko-mo-tiv'-it-e*) [*locus*, place; *movere*, to move]. The power to move from one place to another.

**Locomotor** (*lo-ko-mo'-tor*) [*locus*, a place; *motor*, a mover]. 1. Pertaining to locomotion. 2. That which moves from place to place. **L. Ataxia**, or **L. Ataxy**. See *Ataxy* and *Tabes*.

**Locomotorium** (*lo-ko-mo-to'-re-um*) [*locus*, a place; *motor*, mover: *pl.*, *Locomotoria*]. In biology, the motive apparatus of an organism; the bones, muscles, and tendons.

**Locomotory** (*lo-ko-mo'-tor-e*) [*locus*, place; *movere*, to move]. Pertaining to locomotion.

**Loculament** (*lok'-u-lam-ent*) [*loculamentum*, a case, box, cell]. Same as *Loculus*.

**Loculamentum** (*lok-u-lam-ent'-tum*). Same as *Loculus*.

**Locular, Loculate** (*lok'-u-lar*, *lok'-u-lāt*) [*loculus*, a cell]. In biology, possessing one or more cell-like subdivisions; divided into or having loculi.

**Locule** (*lok'-ül*). See *Loculus*.

**Loculicidal** (*lok-u-lis-i'-dal*) [*loculus*, a cell; *cedere*, to cut]. In biology, applied to seed-capsules that split open along the dorsal suture.

**Loculus** (*lok'-u-lus*) [dim. of *locus*, a place: *pl.*, *Loculi*]. In biology, a small space or cavity; a small compartment or cell, as the seed-chamber of a fruit.

**Locus** (*lo'-kus*) [L.: *pl.*, *Loci*]. An indefinite term in anatomy, meaning a place or position. **L. cinereus**, **L. cæruleus**, **L. ferrugineus**, a bluish-tinted eminence on the fasciculi teretes of the fourth ventricle of the brain. **L. luteus**, the regio olfactoria of the nose; so called from the yellowish color of the epithelium. **L. minoris resistentiæ**, a spot of diminished resistance—a term given to a locality, varying in different individuals, and often accidentally developed, whose resistance to the invasion of disease is less than that of other parts. **L. niger**, a dark area in the center of a section of the crus cerebri. See *Intercalatum*. **L. perforatus**, a name given to the anterior and the posterior perforated space at the base of the brain through which many vessels pass. **L. prædilectorius**, the point of election. **L. ruber**, the red nucleus of the tegmentum.

**Locust-tree**. See *Hymenæa courbaril*.

**Lodicle** (*lod'-ik-l*). Same as *Lodicule*.

**Lodicula** (*lod'-ik'-u-lah*). Same as *Lodicule*.

**Lodicule** (*lod'-ik-ül*) [*lodícula*, dim. of *lodix*, a cover-let]. In biology, a small scale found between the stamens and palet of many grasses.

**Lodoicea** (*lod-o-ist'-e-ah*) [after *Laodice*, daughter of Priam, King of Troy]. A genus of palms. **L. sechellarum**, the double-cocoanut tree, a palm of the Seychelle Islands. This tree and its double nut are highly esteemed in the East, where magic virtues are ascribed to the fruit. Latterly a fluid extract of the plants has been recommended as a tonic, febrifuge, and alexipharmac. Dose, gtt. ij-v. Unof.

**Loeb, Bacillus of.** See *Bacteria, Synonymatic Table of Loebisch's Formula.* See *Christison's Formula.*

**Löffler's Alkaline Solution.** A staining-agent used in the histologic laboratory. See *Stains, Table of L.'s Bacillus*, the bacillus of diphtheria. See *Bacillus, Klebs-Löffler's*, under *Bacteria, Synonymatic Table of L.'s Blood-serum Mixture*, a mixture consisting of one part of neutral meat-infusion bouillon containing 10 per cent. of grape-sugar and 3 parts of blood-serum; it is a culture-medium. **L.'s Method**, a method of staining the flagella of microörganisms. See *Stains, Table of.*

**Löhlein's Diameter.** In pelvimetry, the internal ascending oblique diameter, measured by the finger in the vagina from the center of the sub-pubic ligament to the upper anterior angle of the great sacro-sciatic foramen. It is 2 cm. less than the transverse diameter of the superior strait of the pelvis.

**Læmia** (*lem'-e-ah*). See *Loimia*.

**Læmic** (*lem'-ik*). See *Loimic*.

**Læmography** (*lem-og'-ra-fe*) [*λοιμός* plague; *γράφειν*, to write]. See *Loimology*.

**Læmoid** (*lem'-oid*). See *Loimic*.

**Læmology** (*lem-ol'-o-je*). See *Loimology*.

**Læmophthalmia** (*lem-off-thal'-me-ah*) [*λοιμός*, plague; *ὀφθαλμία*, ophthalmia]. A contagious ophthalmia.

**Löwe's Oak-red.** See *Oak-bark*. **L.'s Reagent or Test**, a solution for the detection of sugar in the urine. It consists of subnitrate of bismuth, glycerin, and soda lye. See *Tests, Table of L.'s Ring*, a demonstration of the yellow spot of the retina which, in a strong light, appears surrounded by a bright area, two or three times as large as the spot. Clerk-Maxwell's experiment consists in looking through a solution of chrome-alum, when there is seen an oval, purplish spot due to the pigment of the yellow spot.

**Læwenberg, Canal of.** See *Canal*.

**Löwit's Method.** See *Stains, Table of.*

**Logadectomy** (*log-ad-ek'-to-me*) [*λογάδες*, whites of the eyes; *ἐκτομή*, excision]. Excision of a piece of the conjunctiva. (Obs.)

**Logades** (*log'-ad-ēz*) [*λογάδες*]. The whites of the eyes; the sclerotic coats of the eyes. (Obs.)

**Logaditis** (*log-ad-it'-tis*) [*λογάδες*, whites of the eyes; *ιτις*, inflammation]. Same as *Sclerotitis*. (Obs.)

**Logadoblennorrhæa** (*log-ad-o-blen-or-el'-ah*) [*λογάδες*, whites of the eyes; *βλέννα*, mucus; *ροία*, flow]. Conjunctival blennorrhæa. (Obs.)

**Logan Crown.** In dentistry, an artificial crown the base of which is deeply recessed, leaving a thin border to be fitted to the natural root. One end of the dowel is baked into the crown during its manufacture. The concavity of the base facilitates the adjustment of the crown to the end of the root, and gives a more permanent form to the cement holding the dowel or post.

**Loganin** (*log'-an-in*),  $C_{25}H_{34}O_{14}$ . A glucosid extracted from *strychnos* seeds.

**Logodiarrhea** (*log-o-di-ar-el'-ah*) [*λόγος*, word; *διάρροια*, a flowing through]. Excessive or maniacal loquacity.

**Logographic** (*log-o-graf'-ik*) [*λόγος*, word; *γράφειν*, to write]. Pertaining to written words. **L. Alalia**, that in which the thoughts cannot be expressed in writing.

**Logomania** (*log-o-ma'-ne-ah*) [*λόγος*, word; *μανία*, madness]. 1. Insanity characterized by talkativeness. 2. Aphasia.

**Logomonomania** (*log-o-mo-no-ma'-ne-ah*) [*λόγος*, word; *μόνος*, single; *μανία*, mania]. Monomania marked by loquacity.

**Logoneurosis** (*log-o-nu-ro'-sis*) [*λόγος*, word; *νεῦρον*, nerve; *νόσος*, disease: *pl.*, *Logoneuroses*]. 1. Any neurosis marked by a speech-defect. 2. Any neurosis attended with impairment of the mental powers.

**Logopathy** (*log-op'-ath-e*) [*λόγος*, word; *πάθος*, disease]. Any disease affecting the speech; dyslogia.

**Logoplegia** (*log-o-ple'-je-ah*) [*λόγος*, word; *πληγή*, stroke]. An aphasic symptom, consisting in the impossibility of uttering a word, though the memory of its sound is clear.

**Logoplegic** (*log-o-ple'-jik*) [*λόγος*, word; *πληγή*, stroke]. Relating to, or characterized by, logoplegia.

**Logorrhea** (*log-or-el'-ah*) [*λόγος*, word; *ροία*, a flow]. 1. Abnormal rapidity of speech; a symptom of cerebral irritation. 2. Same as *Logodiarrhea*.

**Logwood** (*log'-wood*). See *Hematoxylon*. **L.-black**. See *Pigments, Conspectus of*.

**Lohoch** (*lo'-hok*). Same as *Loch*.

**Loimia** (*loi'-me-ah*) [*λοιμός*, plague]. A pestilence or plague.

**Loimic** (*loi'-mik*) [*λοιμικός*; *λοιμός*, plague]. Pertaining to the plague or to any pestilence.

**Loimology** (*loi-mol'-o-je*) [*λοιμός*, plague; *λόγος*, a treatise]. The science of contagious epidemic diseases.

**Loimopyra** (*loi-mop'-ir-ah*) [*λοιμός*, plague; *πῦρ*, fire]. Pestilential fever.

**Loin** (*loin*) [ME., *loine*, loin]. Either of the lumbi, or lower part of the back in the region of the hips.

**Loliin** (*lo'-le-in*) [*lolium*, darnel]. A volatile, poisonous alkaloid contained in the seeds of *Lolium temulentum*.

**Lolium** (*lo'-le-um*) [L., darnel]. A genus of grasses, one of which, **L. temulentum**, poisonous darnel, is remarkable as one of the few grasses that appear to have poisonous qualities. Its seeds in particular are said to have narcotic qualities. By some writers this poisonous effect has been denied, and by others it has been referred to the presence of ergot; late researches seem to confirm the popular belief. Unof.

**Loma** (*lo'-mah*) [*λωμα*, hem, fringe: *pl.*, *Lomata*]. In biology, a flap or fringe along the toe of a bird.

**Lomastome** (*lo'-mas-tōm*) [*λωμα*, hem, fringe; *στόμα*, mouth]. In biology, applied to such shells as have a reflected peristome.

**Lomatine** (*lo'-mat-in*) [*λωμα*, hem, fringe]. In biology, margined or fringed.

**Lombardian Leprosy.** See *Pellagra*.

**Loment** (*lo'-ment*) [*lomentum*, a mixture of bean-meal and rice]. In biology, a legume that when ripe breaks transversely into joints.

**Lomentum** (*lo-men'-tum*). Same as *Loment*.

**Lomilomi** (*lo'-me-lo'-me*) [Hawaiian]. A kind of shampoo or massage, practised by the Polynesians.

**London Paste.** A caustic paste containing equal parts of caustic soda and unslaked lime. It must be mixed with water before using. **L. White.** Same as *White Lead*.

**Long** [ME., *long*, long]. Having great length. **L.-sight.** Synonym of *Presbyopia* and *Hyperopia*. **L.-sightedness.** See *Hyperopia*. **L. Thread-worms.** See *Thread-worms*.



**Longevity** (*lon-jev'-it-e*) [*longa*, long; *vita*, life]. Long life.

**Longi-** (*lon'-je-*) [*longus*, long]. A prefix signifying length or extent.

**Longicaudate** (*lon-je-kaw'-dāt*) [*longus*, long; *cauda*, a tail]. In biology, having a long tail.

**Longiductor** (*lon-je-duk'-tor*) [*longus*, long; *ductor*, leader]. The adductor longus muscle. See *Muscles*, *Table of*.

**Longimanus** (*lon-je-ma'-nus*) [*longus*, long; *manus*, hand]. Long-handed.

**Longing** (*lawng'-ing*) [ME., *longen*, to desire earnestly]. The earnest desire for anything; it is a condition often present in the female during pregnancy.

**Longipede** (*lon-je-pe'-dāt*) [*longus*, long; *pes*, foot]. Long-footed.

**Longiperoneus** (*lon-je-per-o-ne'-us*) [*longus*, long; *perōnē*, fibula]. The peroneus longus muscle. See *Muscles*, *Table of*.

**Longipes** (*lon'-je-pēs*). See *Longipede*.

**Longisect** (*lon-je-sek't*) [*longus*, long; *secare*, to cut]. To make a longisection, *q. v.*

**Longisection** (*lon-je-sek'-shun*) [*longus*, long; *sectio*, cutting]. Longitudinal section; especially used of the body from extremity to extremity. The division of a body into sections parallel with its long axis. See *Position and Direction*, *Table of*.

**Longissimus** (*lon-jis'-im-us*) [super. of *longus*, long]. Longest. **L. capitis**, **L. cervicis**, the trachelomastoid muscles. See *Muscles*, *Table of*. **L. dorsi**. See *Muscles*, *Table of*.

**Longitude** (*lon'-jit-ūd*) [*longitudo*, length]. Angular distance from any standard meridian perpendicular to the plane of the axis.

**Longitudinal** (*lon-jit-u'-din-al*) [*longitudinalis*, pertaining to length]. In anatomy, lengthwise, or in a direction the opposite of transverse. **L. Fissure**, of the *cerebrum*. See *Fissures*, *Table of*. **L. Sinus**, the triangular subcranial venous channel extending from the crista galli to the tentorium.

**Longus** (*lawng'-gus*) [*L.*, long]. Long. **L. colli**. See *Muscles*, *Table of*. **L. capitis**, the rectus capitis anticus major muscle. See *Muscles*, *Table of*. **L. dorsi**. The longissimus dorsi muscle. See *Muscles*, *Table of*. **L. lumborum**, an inconstant muscle attached to the bodies of the two upper lumbar vertebrae and the three lower dorsal vertebrae.

**Lonsdale's Apparatus**. An apparatus for treating fracture of the patella, consisting of movable arms suspended from two upright rods that are attached to a long posterior splint. To these arms are fastened padded plates that hold the fragments together.

**Loöch** (*lo-ok'*) [Fr.]. Same as *Loch*.

**Loodianah Disease**. See *Anthrax*.

**Loofah** (*loo'-fah*). See *Luffa*.

**Look-at-his-face Disease**. Carate; a form of syphilitic skin-disease in Spain, characterized by blotches upon the face.

**Loong**. See *Lung*.

**Loop** [ME., *lope*, a loop]. A folding of a cord, fiber, tube, or cord-like structure, upon itself. **L. of Henle**. See *Tubuli uriniferi*. **L.**, **Obstetric**, the fillet.

**Looped** (*loopt*) [ME., *lope*, loop]. Doubled upon itself; containing loops. **L. Tubes of Henle**. See *Tubuli uriniferi*.

**Loose** (*lās*) [ME., *loos*, loose]. Lax; wanting power of restraint; as loose bowels. **L. Ligature**. See *Ligature*.

**Looseness** (*loos'-nes*) [ME., *loos*, loose]. Popular name for diarrhea. **L. of the Teeth**, *Odontoseisus*; *Odontosismus*; this results from disease of the gums and the gradual destruction of the alveolar processes.

**Loosestrife** (*loos'-strif*). See *Lysimachia*.

**Lophadia** (*lo-fad'-e-ah*). See *Lophia*.

**Lophanthus** (*lo-fan'-thus*) [*λόφος*, crest; *ἄνθος*, flower]. A genus of labiate plants, popularly called hyssops, or hedge-hyssops. **L. anisatus**, **L. nepetoides**, and **L. urticæfolius** of North America have the general properties of the mint-family. Unof.

**Lophia** (*lo'-fe-ah*) [*λόφος*, the back of the neck]. The upper part of the back near the first dorsal vertebra.

**Lophin** (*lo'-fin*) [*λόφος*, a tuft],  $C_{21}H_{16}N_2$ . Triphenyl glyoxalin; a substance produced by distilling amarin. It is not readily soluble in alcohol, crystallizes in long needles, and melts at 275° C.

**Lophiodontous** (*lo-fe-o-don'-tus*) [*λόφος*, crest; *ὀδούς*, tooth]. Having crested molar teeth.

**Lophodont** (*lo'-fo-dont*) [*λόφος*, a crest; *ὀδούς*, tooth]. In biology, applied to that dentition in which the crowns of the molar teeth possess ridges or crests, as distinguished from  *bunodont*. See *Lophiodontous*.

**Lophophore** (*lo'-fo-for*) [*λόφος*, a crest; *φόρος*, bearing]. In biology, the frame or stage surrounding the mouth of a polyzoan and giving support to the tentacles.

**Lophosteon** (*lo-fos'-te-on*) [*λόφος*, a crest; *ὀστέον*, bone: *pl.*, *Lophosteæ*]. In biology, the median one of the five bones that make up the sternum of a carinate bird.

**Loquacity** (*lo-kwas'-it-e*) [*loquacitas*; *loquax*, talkative]. Volubility of speech; talkativeness; a condition that is frequently excessive in various forms of mental disorder.

**Lorate** (*lo'-rāt*) [*lorum*, a thong, or lash]. In biology, shaped like a long strap.

**Lordoma** (*lor-do'-mah*) [*λорδοῦν*, to bend inward]. The anterior or forward incurvation of the spine.

**Lordoscoliosis** (*lor-do-sko-le-o'-sis*) [*λорδωσις*, *λорδόειν*, to bend; *σκολίωσις*, crookedness]. Lordosis with scoliosis.

**Lordosis** (*lor-do'-sis*) [*λорδωσις*, *λорδόειν*, to bend]. A curvature of the spine with a forward convexity. **L.**, **Paralytic**, lordosis due to paralysis of either the spinal or the abdominal muscles. **L. valgorum**, genu valgum, *q. v.*

**Lordotic** (*lor-dot'-ik*), **Lordosic** (*lor-dos'-ik*), **Lordous** (*lor'-dus*) [*λорδωσις*, *λорδόειν*, to bend]. Bent with the convexity turned ventrad; applied to the spinal column.

**Lore** (*lör*) [*lorum*, a thong, lash, strap]. In biology, the space between the eye and the bill or nostrils in birds and reptiles.

**Loreta's Operation**. 1. The forcible dilatation of the pylorus for the relief of stricture after celiogastrotomy. 2. The treatment of aneurysm by the introduction of metal wire into the sac, through which a current of electricity is then passed. See *Operations*, *Table of*.

**Lorica** (*lor-ri'-kah*) [*L.*, a corselet, cuirass: *pl.*, *Loricæ*]. In biology, a protective sheath or carapace.

**Loricæ** (*lor'-ik-āt*) [*lorica*, a coat of mail]. In biology, covered with a protective coat.

**Lorication** (*lor-ik-a'-shun*) [*lorica*, a leather cuirass]. The protection of a glass vessel against heat by a coating of sand and clay.

**Loriculate** (*lor-ik'-u-lāt*) [*loricula*, a small breastplate]. Consisting of long divisions.

**Lorum** (*lo'-rum*) [*L.*, thong, whip, strap: *pl.*, *Lora*]. Same as *Lore*.

**Lourd, Lourderie** (*lourd, loor'-der-e*). See *Gid*.

**Losi-piercing** (*lo'-se-pēr'-sing*). See *Thoka-losi*.

**Losophan** (*lo'-so-fan*). Tri-iodo-cresol, an agent said to be strongly parasitidal, and useful in parasitic dermatoses, whether due to fungous or animal parasites.

**Lostorfer's Corpuscles.** The granular masses alleged by Lostorfer to have been found in the blood of syphilitic patients.

**Lote** (*lot*). See *Celtis*.

**Lotio** (*lot'-she-o*) [*L.*]. See *Lotion*. **L. adstringens**, Warren's styptic, consisting of five parts of sulphuric acid, and four parts each of turpentine and alcohol. **L. nigra**. See *Hydrargyrum*.

**Lotion** (*lot'-shun*) [*lotio*, a wash]. Any medicinal solution intended for external use. **L., Black**. See *Hydrargyrum*. **L., Cold Evaporating**, plumbi acet.  $\mathfrak{z}$ j, pulv. opii  $\mathfrak{z}$ j, aquæ Oj. Or, liq. plumbi subacetat. f $\mathfrak{z}$ iv, tinct. opii f $\mathfrak{z}$ ij, aquæ Oj; for external use. **L., Goulard's**, liquor plumbi subacetatis. See *Plumbum*. **L. for Mouth**, acid pyrolig.  $\mathfrak{z}$ j, aquæ f $\mathfrak{z}$ viii; use externally. Or, tinct. myrrh  $\mathfrak{z}$ ss, potass. chlor.  $\mathfrak{z}$ ij, aquæ f $\mathfrak{z}$ iv. **L., Red**, zinci sulph. gr. x, spts. rosmarin., tinct. lavand. comp., aa f $\mathfrak{z}$ jss, aq. f $\mathfrak{z}$ x; use locally.

**Lotophagous** (*lot-toff'-ag-us*) [*λωτός*, lotus; *φαγῆν*, to devour]. Lotus-eating.

**Lotura** (*lot-tu'-rah*). [*L.*]. **Lotion**. **L. carnis**, **L. carnium**, a sanguinolent and serous liquid sometimes discharged in cases of dysentery or diarrhea.

**Louis's Angina**. See *Ludwig's Angina*. **L.'s Angle**. See *Angle*. **L.'s Law**. See *Law*.

**Louping-ill** (*loop'-ing-il*) [*E. dial.*, *loup*, to spring]. Leaping-evil: a disease of sheep causing them to spring up in going forward (Scotch). It is due to the presence of a cystic parasite in the spinal canal. See *Cænurus cerebrales*, under *Parasites (Animal)*, *Table of*.

**Louse** (*lous*). See *Pediculosis*.

**Lousiness** (*lous'-ze-nes*). See *Pediculosis*.

**Lousy** (*lous'-ze*) [*ME.*, *lous*, a louse]. Affected with pediculosis.

**Louved Panes**. See *Ventilation*.

**Lovage** (*luv'-azh*) [*ME.*, *loveache*]. The root of *Ligusticum levisticum* and *Levisticum officinale*, stimulant, aromatic, carminative, and emmenagogue drugs. Dose of a fld. ext. f $\mathfrak{z}$ j-ij. Unof.

**Love** (*luv*) [*ME.*, *loven*, to love]. 1. To regard with strong affection. 2. Sexual passion. **L.-potion**. See *Philter*.

**Low Crown**. An artificial crown inserted into the natural root of a tooth; it consists of a gold-backed porcelain facing, to which is attached a combined post and cap, which, from its peculiar form, is called a "step-plug," and which fits into an enlarged root-canal of a similar form.

**Lower, Tubercle of**. See *Tubercle*.

**Loxa Bark** (*loks'-ah bark*). Pale cinchona; the bark of *Cinchona officinalis*.

**Loxarthron** (*loks-ar'-thron*) [*λοξός*, slanting; *ἄρθρον*, a joint]. Any oblique or abnormal direction of a joint, not caused by spasm or luxation.

**Loxarthrosis** (*loks-ar'-thro'-sis*) [*λοξός*, awry; *ἄρθρωσις*, joint]. Distortion of a joint.

**Loxauchenus** (*loks-aw-ken'-us*) [*λοξός*, oblique; *αὐχῆν*, neck]. Lissauer's term for a skull in which the angle formed by the intersection of the radius fixus and a line drawn between the basion and the inion is from 14° to 20°.

**Loxia** (*loks'-e-ah*). See *Tortricollis*.

**Loxic** (*loks'-ik*) [*λοξός*, oblique]. Distorted; awry; twisted.

**Loxochordus** (*loks-o-kor'-dus*) [*λοξός*, oblique; *chorda*, a cord]. Lissauer's term for a skull in which the angle formed between the intersection of the radius fixus and the line drawn from the bregma to the lambda is between 17° and 29°.

**Loxocoryphus** (*loks-o-kor'-if-us*) [*λοξός*, oblique;

*κορυφή*, the head]. Lissauer's term for a skull in which the angle formed by the intersection of the radius fixus and a line connecting the bregma and the lambda is between 17° and 28.5°.

**Loxocyesis** (*loks-o-si-e'-sis*) [*λοξός*, awry; *κύσις*, pregnancy]. Oblique displacement of the gravid uterus.

**Loxodont** (*loks'-o-dont*), **Loxodontous** (*loks-o-dont'-tus*) [*λοξός*, slant; *ὀδούς*, tooth]. Having teeth placed at abnormal angles with the jaw.

**Loxolophodont** (*loks-o-lof'-o-dont*) [*λοξός*, slanting; *λόφος*, a crest; *ὀδοίς*, tooth]. In biology, a form of dentition in which oblique crests connect the anterior internal tubercle of the upper molars with two external tubercles; this is characteristic of a gigantic Ungulate.

**Loxometopus** (*loks-o-met-o'-pus*) [*λοξός*, oblique; *μέτωπον*, the space between the eyes]. Lissauer's term for a skull in which the angle formed by the intersection of the radius fixus and a line drawn from the bregma to the nasal point is between 43° and 47°.

**Loxophthalmos** (*loks-off-thal'-mos*). Synonym of *Strabismus*, *q. v.*

**Loxopisthius** (*loks-o-pis'-the-us*) [*λόξος*, oblique; *ὀπισθος*, hinder]. Lissauer's term for a skull in which the angle formed by the intersection of the radius fixus and a line drawn through the lambda and the inion is between 95° and 104°.

**Loxopisthocranium** (*loks-o-pis-tho-kra'-ne-us*) [*λοξός*, oblique; *ὀπισθεν*, behind; *κράνιον*, skull]. Lissauer's term for a skull in which the angle formed between the radius fixus and a line drawn through the lambda and the opisthion is between 110° and 130°.

**Loxoprosopus** (*loks-o-pros'-o-pus*) [*λοξός*, oblique; *πρόσωπον*, face]. Lissauer's term for a skull in which the angle formed by the intersection of the radius fixus and a line drawn from the nasion to the alveolar point is between 78.5° and 89.5°.

**Loxopterygion** (*loks-o-ter'-ij-in*) [*λοξός*, oblique; *πτέρυξ*, a wing],  $C_{26}H_{34}N_2O_9$ . A white amorphous alkaloid obtained from the bark of *Loxopterygium lorentzii*.

**Loxopterygium** (*loks-o-ter'-ij'-e-um*) [*λοξός*, oblique; *πτέρυξ*, wing]. A genus of anacardiaceous trees. **L. lorentzii**, **L. sagotii**, red quebracho, the bark of which is used as a substitute for cinchona. Unof.

**Loxorhinus** (*loks-or-i'-nus*) [*λοξός*, oblique; *ῥίς*, nose]. Lissauer's term for a skull in which the angle formed between the radius fixus and a line drawn from the nasion to the subnasal point is between 77.5° and 87.5°.

**Loxotic** (*loks-ot'-ik*). See *Loxic*.

**Loxotmesis** (*loks-ot-me'-sis*). See *Loxotomy*.

**Loxotomy** (*loks-ot'-o-me*) [*λοξός*, oblique; *τομή*, a cutting]. That form of amputation commonly known as the "oblique section."

**Loy's Disease**. Horse-pox. See *Diseases*, *Table of*.

**Lozenge** (*loz'-enz*) [*ME.*, *losange*, lozenge]. A medicated tablet with sugar as a basis. See *Trochiscus*.

**Lubido** (*lu-bid'-o*). See *Libido*.

**Lubricant** (*lu-brik-ant*) [*lubricare*, to make smooth]. Making smooth, oily, or slippery.

**Lubricating** (*lu-brik-a-ting*) [*lubricare*, to make smooth]. Making smooth or slippery. **L.** Oils, oily products obtained chiefly from petroleum and used for lubricating purposes. Some crude petroleums are natural lubricating oils, requiring little or no treatment to fit them for use. The other petroleum lubricating oils are obtained in one of two ways—either by driving off the light hydrocarbons from the crude oil, yielding what is called a "reduced oil," or they are the oils obtained by distilling the petroleum residuum in tar-stills. The lightest of the lubricating oils, varying in gravity from 32° B. to 38° B., are frequently called "neutral oils." They are largely used for the purpose of



mixing with animal or vegetable oils, and it is therefore necessary that they should be thoroughly deodorized, decolorized, and deprived of the blue fluorescence, or "bloom," characteristic of petroleum distillates that contain paraffin. Heavier lubricating oils are called "spindle" oils and "cylinder" oils. The most important characters to be possessed by these oils are high fire-test, low cold-test, and a high degree of viscosity.

**Lubrication** (*lu-brik-a'-shun*) [*lubricare*, to make smooth]. The process of making smooth or slippery by the application of a lubricant.

**Lubricity** (*lu-bris'-it-e*) [*lubricare*, to make slippery]. A synonym of lasciviousness; slipperiness.

**Lubricous** (*lu'-brik-us*) [*lubricus*, *lubricare*, to make smooth]. Smooth, slippery.

**Luca, Horizontal Plane of.** See *Plane*.

**Lucent** (*lu'-sent*) [*lucere*, to shine]. Bright, shining.

**Lucernal** (*lu-ser'-nal*) [*lucerna*, a lamp]. Pertaining to lamp-light.

**Lucet, Bacillus of.** See *Bacteria, Synonymatic Table of*.

**Lucid** (*lu'-sid*) [*lucidus*, clear]. Clear, shining, unobscured. In biology, having a smooth, shining surface.

**L. Interval,** the transitory return of normal mental action and sanity in certain forms and cases of insanity.

**Lucidity** (*lu-sid'-it-e*) [*lucidus*, clear]. Clearness; lucid interval.

**Lucidum** (*lu'-sid-um*) [*lucidus*, clear]. Clear. **L., Septum.** See *Septum*.

**Luciferase** (*lu-sif'-er-az*) [*lucifer*, light-bringing]. The name applied by Dubois to one of the two diastatic substances which become phosphorescent when mixed in the presence of water, and which are found in the mollusc, *Pholas dactylifera*, the mouth of which is luminous.

**Luciferin** (*lu-sif'-er-in*) [*lux*, *lucis*, light; *ferre*, to bear]. A crystalline body obtained from the light-producing organs of certain animals.

**Lucifer-match Disease or L.-match Maker's Disease.** Necrosis of the jaw due to phosphorus-poisoning.

**Luciform** (*lu'-sif-orm*) [*lux*, light; *forma*, form]. Resembling light.

**Lucifugal** (*lu-sif'-u-gal*) [*lux*, light; *fugere*, to flee]. Fleeing from or avoiding light.

**Lucifugous** (*lu-sif'-u-gus*) [*lux*, light; *fugere*, to flee]. In biology, applied to organisms that avoid light.

**Lucilia** (*lu-sil'-e-ah*) [L.]. A genus of dipterous insects, the larvæ of which act as facultative parasites, producing various forms of myiasis, *q. v.* See *Parasites (Animal)*, *Table of*.

**Lucilin** (*lu'-sil-in*) [*lux*, *lucis*, light]. A commercial mixture of lamp-petroleum and brown coal-oil.

**Lucina** (*lu-si'-nah*) [*lux*, light]. The goddess of childbirth. **L. sine coitu.** Parthenogenesis, *q. v.*

**Lucomania** (*lu-ko-ma'-ne-ah*) [*λύκος*, wolf; *μανία*, mania]. Same as *Lycanthropy, q. v.*

**Lucuma** (*lu-ku'-mah*) [nat. Peruvian]. A genus of tropical American sapotaceous trees. **L. caimito**, of S. America (called *abi* and *abiaba*) is strongly tonic and antiperiodic, and is useful in diarrhea; other species have similar qualities. Unof.

**Lucumin** (*lu-ku'-min*) [*lucuma*]. A bitter principle obtained from *Lucuma caimito*. It is recommended for use in diarrhea and in intermittent fevers. Dose gr. j-viiij. Unof.

**Ludwig's Angina.** A cellulitis of the neck, usually a secondary inflammation in the specific fevers, particularly diphtheria and scarlet fever. It may, however, occur idiopathically or result from trauma. The

swelling is marked in the submaxillary region. It is also called *Louis's Angina*. See *Angina*, and *Diseases, Table of*. **L.'s Angle** (*Angulus ludovici*), the angle that exists in some cases of emphysema between the manubrium and the body of the sternum. See *Angle*.

**L.'s Ganglion.** See *Ganglia, Table of*.

**Lücke's Test.** See *Tests, Table of*.

**Lues** (*lu'-es*) [L.]. Formerly a pestilential disease; at present used as an euphemism for syphilis. **L. deifica**, **L. divina**, epilepsy.

**Luetic** (*lu-et'-ik*) [*lues*, a plague]. Affected with or relating to lues; syphilitic.

**Luffa** (*luf'-ah*) [Arab.]. A genus of cucurbitaceous plants. **L. acutangula**, the strainer vine, of India, having an edible fruit, a purgative and emetic root, and oil-bearing seeds. **L. amara** has similar uses. **L. cylindrica**, the "wash-rag," "towel gourd," or "vegetable sponge," bears a fruit which when dry contains a sponge-like network of fibers. This is sometimes used as a substitute for a sponge or towel. **L. purgans**, of S. America, affords a strongly purgative resin. Unof.

**Lugol's Caustic.** A solution of iodine and potassium iodide, of each one part, in water two parts. **L.'s Solution.** See *Iodine*.

**Lumbaginous** (*lum-baj'-in-us*) [*lumbus*, loin]. Affected with, or pertaining to, lumbago.

**Lumbago** (*lum-ba'-go*) [*lumbus*, the loin]. Pain in the structures about the loins, whether neuralgic or rheumatic.

**Lumbar** (*lum'-bar*) [*lumbus*, the loin]. Pertaining to the loins, especially to the region about the loins. **L. Abscess**, an abscess in the lumbar region. **L. Arteries.** See *Arteries, Table of*. **L. Colotomy.** See *Lumbo-colotomy*. **L. Myalgia**, lumbago. **L. Nephrectomy**, nephrectomy through an incision in the lumbar region. **L. Nephrotomy**, nephrotomy through an incision in the lumbar region. **L. Nerves.** See *Nerves, Table of*. **L. Reflex.** See *Reflexes, Table of*. **L. Region.** See *Abdomen*.

**Lumben** (*lum'-ben*) [*lumbus*, loins]. Belonging to the loin in itself.

**Lumberman's Itch.** Same as *Army Itch*.

**Lumbifragium** (*lum-bif-ra'-je-um*) [*lumbus*, loin; *frangere*, to break]. Lumbar hernia.

**Lumbiplex** (*lum'-be-pleks*). The lumbar plexus.

**Lumbiplexal** (*lum-be-pleks'-al*) [*lumbus*, loin; *plexus*, net]. Pertaining to the lumbiplex.

**Lumbo-abdominal** (*lum'-bo-ab-dom'-in-al*) [*lumbus*, loin; *abdomen*, abdomen]. Pertaining to the loin and the abdomen.

**Lumbocolotomy** (*lum'-bo-ko-lot'-o-me*) [*lumbus*, loin; *κόλον*, colon; *τομή*, a cutting]. Colotomy performed in the lumbar region.

**Lumbo-costal** (*lum-bo-kos'-tal*) [*lumbus*, loin; *costa*, rib]. Pertaining to the loins and the ribs.

**Lumbodorsal** (*lum-bo-dor'-sal*) [*lumbus*, loin; *dorsum*, back]. Pertaining to the lumbar and dorsal regions.

**Lumbodynia** (*lum-bo-din'-e-ah*) [*lumbus*, loin; *δύσπη*, pain]. Same as Lumbago.

**Lumbo-inguinal** (*lum-bo-in'-gwin-al*) [*lumbus*, loin; *inguen*, groin]. Pertaining to the lumbar and inguinal regions.

**Lumbosacral** (*lum-bo-sa'-kral*) [*lumbus*, loin; *sacrum*, sacrum]. Pertaining to the lumbar and sacral regions.

**Lumbricales** (*lum-brik-a'-lez*). See *Muscles, Table of*.

**Lumbricide** (*lum'-bris-id*) [*lumbricus*, earth-worm; *cedere*, to kill]. A drug fatal to lumbricoid worms.

**Lumbriciform** (*lum-bris'-if-orm*). See *Lumbricoid*.

**Lumbricoid** (*lum'-brik-oid*) [*lumbricus*, earth-worm; *ειδος*, likeness]. Pertaining to, or resembling, a lumbricus.

**Lumbricus** (*lum'-brik-us*) [L.: *pl.*, *Lumbrici*]. A genus of worms, including the common earth-worm and certain intestinal worms. See *Parasites (Animal)*, *Table of*.

**Lumen** (*lu'-men*) [*lumen*, light]. The caliber or canal of any tubular vessel; the cavity of a vessel when examined in transverse section.

**Luminiferous** (*lu-min-if'-er-us*) [*lumen*, light; *ferre*, to bear]. Emitting light.

**Luminosity** (*lu-min-os'-it-e*) [*luminosus*, full of light]. The property of emitting light.

**Lumnitzer, Bacillus of**. See *Bacteria, Synonymatic Table of*.

**Lump** [ME., *lompe*, a stump]. 1. A small mass; a protuberant part. 2. A dull person. 3. In the plural, a popular term for strumous enlargement of the cervical glands.

**Lumpy** (*lum'-pe*) [ME., *lompe*, a stump]. Abounding in, or consisting of, lumps. **L. Jaw**. See *Actinomyces*.

**Lunacy** (*lu'-nas-e*) [*luna*, the moon]. A popular name for insanity, so called from the traditional belief that it was influenced by the moon.

**Lunar** (*lu'-nar*) [*luna*, moon]. Pertaining to the moon or to silver (*luna* of the alchemists). **L. Caustic**. See *Argentum and Caustic*.

**Lunare, or Os lunare** (*lu-na'-re*) [*luna*, moon]. The semilunar bone of the carpus.

**Lunaria** (*lu-na'-re-ah*) [*lunaris*, pertaining to the moon]. Menstruation.

**Lunate** (*lu'-nāt*) [*lunare*, bent like a crescent]. In biology, crescent-shaped, or having crescentiform markings.

**Lunatic** (*lu'-nat-ik*) [*lunaticus*; *luna*, moon]. Affected with lunacy or insanity.

**Lunatism** (*lu'-nat-izm*) [*lunatismus*; *luna*, moon]. An old name for various diseases supposed to be under the controlling influence of the moon.

**Lund's Apparatus**. A triangular frame of iron used to correct prolapse of the uterus. **L.'s Oil**, an oil used for anointing catheters. It consists of olive oil and castor oil each one ounce, carbolic acid one dram.

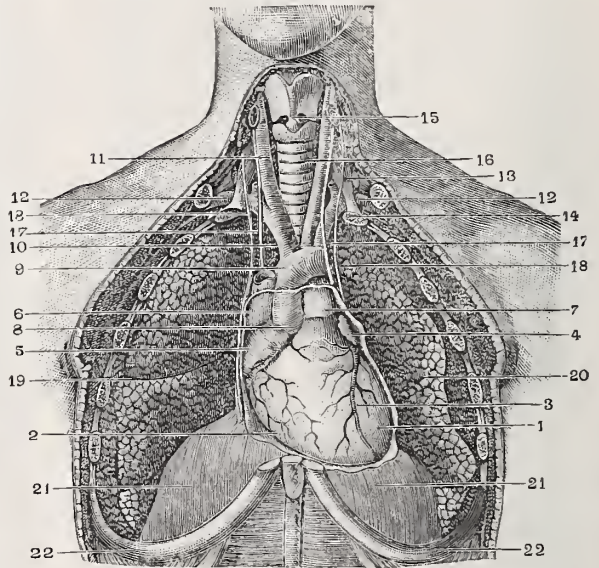
**Lune** (*lin*) [*luna*, moon]. A fit of lunacy or madness.

**Lunella** (*lu-nel'-ah*) [dim. of *luna*, moon]. Same as *Hypopyon*.

**Lunet or Lunette** (*lu-net'*) [Fr.]. A spectacle-lens. Also, a general term including telescopes, marine-glasses, spectacles, and all similar devices to aid vision.

**Lung** [ME., *lunge*, lung]. The organ of respiration, in which the impure venous blood is oxidized by the air drawn through the trachea, bronchi, and air-vesicles. There are two lungs, a right and a left, the former usually consisting of three, the latter of two lobes. The lungs are situated in the thoracic cavity, and are enveloped by the pleura. At the root or hilum the bronchus and its arteries, and the pulmonary artery and nerves enter, and the pulmonary and bronchial veins and lymphatics leave. The lung proper consists of minute air-vesicles held in place by connective-tissue trabeculae. Capillaries traverse the walls of the air-vesicles and bring the circulating blood in close proximity to the air. The average weight of the adult right lung is 22 ounces; that of the left 20 ounces. **L., Black, anthracosis of the lung.** **L., Coal-miner's, L., Collier's, anthracosis of the lung.** **L.-fever, croupous pneumonia.** **L.-grown, having the pleura adherent to the lungs.** **L., Miner's, anthracosis of the lung.** **L.-sick, a form of pneumonia prevalent among the oxen of South Africa.** **L.-struck, suffering from disease of the lungs.** **L.-tester, a spirometer.** **L.-worm, a parasitic worm in the lung.** **L.-wort,**

the leaves of *Pulmonaria officinalis*, a demulcent and mucilaginous drug. It is a favorite medicine in lung-complaints. Dose of the fld. ext. 3 ss-j. Unof.



RELATION OF LUNGS TO OTHER THORACIC ORGANS.

1. Left side of heart. 2. Right side of heart. 3. Coronary artery.
4. Left auricle. 5. Right auricle. 6. Superior vena cava. 7. Pulmonary artery. 8. Origin of aorta. 9. Arch of aorta. 10. Innominate artery. 11. Right common carotid artery. 12, 12. Subclavian arteries.
13. Scalenus anticus muscle. 14. First rib. 15. Larynx. 16. Trachea.
- 17, 17. Pneumogastric nerves. 18, 18. Phrenic nerves. 19. Right lung.
20. Left lung. 21, 21. Diaphragm. 22, 22. Seventh pair of ribs.

**Lungen** (*lung'-en*) [Ind.]. The name given in India to a form of diarrhea, the most frequent disease of elephants, caused by the trematode parasite *Amphistoma hawksii*, Cobbold. See *Parasites (Animal)*, *Table of*.

**Lunula** (*lūn'-u-lah*) [dim. of *luna*, moon]. The white convex or semilunar area of a nail near the root; onyx. **L. of the Cardiac Valves**, the delicate edges of the leaflets of the semilunar valves. **L. of Gianuzzi**. See *Crescents of Gianuzzi*. **L. lacrymalis**, a small crest of bone separating the antrum of Highmore from the lacrymal groove.

**Lunular** (*lūn'-u-lar*), **Lunulate** (*lūn'-u-lāt*). See *Lunate*.

**Lunule** (*lu'-nūl*) [dim. of *luna*, the moon]. In biology, applied to crescentiform impressions or marks upon various animals.

**Luny** (*lu'-ne*) [*luna*, moon]. A popular term for crazy.

**Lupia** (*lu'-pe-ah*) [*lupus*, wolf]. A name given to several kinds of malignant tumor, phagedenic ulcer, and fungoid growth, and also to a wen. See also *Molluscum*. **L. cancrrosa**, carcinoma developing in atheroma of the skin. **L. scrofulosa**, scrofuloderma tuberculosum.

**Lupiform** (*lu'-pif-orm*) [*lupus*, a wolf; *forma*, form]. Same as *Lupoid*.

**Lupigenin** (*lu'-pij'-en-in*) [*lupus*, a wolf],  $C_{17}H_{12}O_8$ . A substance resulting from the decomposition of lupiin by acids.

**Lupiin** (*lu'-pe-in*) [*lupus*, a wolf],  $C_{29}H_{32}O_{16} + 7H_2O$ . A bitter principle found in germinating lupine seeds.

**Lupine** (*lu'-pin*) [*lupus*, a wolf]. A popular name for various leguminous plants of the genus *Lupinus*,



many of which are poisonous. A large number of the species are American.

**Lupinidin** (*lu-pin'-id-in*) [*lupus*, a wolf],  $C_9H_{15}N$ . A liquid alkaloid obtained from *Lupinus luteus*.

**Lupinin** (*lu'-pin-in*) [*lupus*, a wolf],  $C_{21}H_{40}N_2O_2$ . An alkaloid, or tertiary amin, from the seeds of *Lupinus luteus*; also, an alkaloid from the seeds of *Lupinus albus*; also, a glucosid from the leaves of both species. All three are paralyzants, depressing the motor and sensory centers. The one first named has been proposed as a substitute for quinin.

**Lupinosis** (*lu-pin-o'-sis*) [*lupus*, a wolf]. A disease of cattle said by some to be produced by eating the herbage of certain poisonous species of lupine. See *Lathyrism*.

**Lupinotoxin** (*lu-pin-o-toks'-in*) [*lupinus*, lupine; *τοξικόν*, poison]. A resinoid derived from certain poisonous species of lupine, and said to be capable of producing the symptoms of lupinosis.

**Lupinology** (*lu-pe-ol'-o-je*) [*lupia*, wen; *λόγος*, science]. The science of malignant tumors.

**Lupoid** (*lu'-poid*) [*lupus*, wolf; *είδος*, like]. Having the nature of lupus.

**Lupomania** (*lu-po-ma'-ne-ah*) [*lupus*, wolf; *μανία*, madness]. Rabies.

**Lupotome** (*lu'-po-tōm*) [*lupus*, wolf; *τομή*, a cutting]. A cutting or scarifying instrument sometimes used in the treatment of lupus.

**Lupous** (*lu'-pus*) [*lupus*, wolf]. Affected with or pertaining to lupus.

**Lupulin** (*lu'-pū-lin*) [*lupus*, *lupulus*, hop]. 1.  $C_{32}H_{50}O_7$ . A crystalline principle obtainable from powdery glands of the hop-plant. See *Humulus*. It is said to be strongly narcotic. 2. The yellow, resinous powder of hops, composed mainly of dried glands from the strobiles of the plant; it is the *lupulinum* of the U. S. P. Its fluid extract and oleoresin are official. Dose of the fld. ext., gtt. 10-15; of the oleoresin, gr. ij-v. 3. The precipitate from a tincture of the cones of hops, *Humulus lupulus*, a nerve, hypnotic, febrifuge, antiperiodic, and tonic. Dose from 1 to 2 grains. Unof.

**Lupulina** (*lu-pu-li'-nah*) [L.: *gen.*, *Lupulina*]. Same as *Lupulin*.

**Lupulinum** (*lu-pu-li'-num*) [L.: *gen.*, *Lupulinī*]. Same as *Lupulin*.

**Lupulus** (*lu'-pu-lus*). See *Humulus*.

**Lupus** (*lu'-pus*) [L., a wolf]. *Lupus vulgaris*; a chronic disease of the skin and some mucous membranes, characterized by the formation in the connective tissue of nodules of granulation-tissue. It passes through a number of clinical phases, and terminates by ulceration or atrophy, with scar-formation. The cause of the disease is the tubercle-bacillus. L., **Acne**, an obstinate papular eruption of doubtful character occurring in the localities usually selected by *Acne vulgaris* and sometimes associated with it. L., **Acneiform**. See *L. erythematosis sebaceus*. L., **anatomicus**, the anatomic tubercle. L., **Cazenave's**, lupus erythematosis, *q. v.* See also *Diseases, Table of*. L., **Common**, lupus vulgaris. L., **Disseminated Follicular**, *adenoid acne*; a variety of acne confined to the face, especially in the situations usually occupied by acne. The papules are from a large pin's head to a pea in size, conic and deep-red. They may coalesce to form a lupus-like tissue. L., **disseminatus**, a term applied to any case of lupus with multiple patches. L., **eczema**, a form of *L. erythematosis* resembling eczema. L., **endemicus**. See *Aleppo Boil*. L., **erythematodes**. Synonym of *L. erythematosis*. L., **erythematosis**, *L. erythematodes*; Cazenave's lupus; a form not due to the tubercle-bacillus. It occurs, as a rule, in multiple patches, with a tendency to symmetric arrange-

ment, chiefly about the face and head, occasionally on the extremities, and rarely on the trunk. The patches are sharply defined at the border, flat, very slightly raised, and with a tendency to the formation of crusts. The color is bright-red, and there are no nodules. The disease tends to spread slowly at the periphery, and new patches may form in the neighborhood of the old. Feeble circulation favors the development of the disease. It is most common in females of adult or middle age. L., **erythematosis aggregatus**. See *L. erythematosis disseminatus*. L., **erythematosis circumscriptus**, the most common form, attacking chiefly the head and face, especially the nose, cheeks, and ears, often symmetrically. It appears in the early stage as isolated or grouped, small, red spots, about an eighth of an inch in diameter, with a yellowish spot at the center, and a small, closely adherent scale. These slowly extend peripherally and ultimately coalesce into patches of a dirty yellowish-white appearance. Cicatrization occurs in the center. The disease is one of long duration. L., **erythematosis corneus**, *L. erythematosis* in which the scales are not greasy. L., **erythematosis discoides**, the asymmetric form of *L. erythematosis*. L., **erythematosis discretus**, a form of *L. erythematosis* in which irregular patches are scattered over various parts of the body. It is associated with constitutional symptoms—fever and pains in the head, bones, joints, etc. L., **erythematosis disseminatus**, *L. erythematosis aggregatus*; *Lupus-psoriasis*; a rare form of *Lupus erythematosis*, characterized by a wider diffusion of the eruption, an extension by repeated outbreaks, and by the fact that the patches never coalesce. It is a chronic disease usually, but may be acute. L., **erythematosis sebaceus**, a form with special involvement of the sebaceous glands. L., **erythematosis telangiectodes**, a variety characterized by marked dilatation of the cutaneous blood-vessels. L., **Erythematous**, lupus erythematosis. L., **exedens**. Synonym of *L. vulgaris*. L., **exfoliatus**. See *Lupus maculosus*. L., **exuberans**, a form of lupus, usually *L. exulcerans*, associated with papillary excrescences. L., **exulcerans**, a term used to distinguish that form in which the destruction of tissue is rapid or intense, or in which the epidermis is lost and a secreting ulcerating surface is disclosed. L., **frambæiformis**, *L. frambæioides*. See *L. exuberans*. L., **Fungous**. Synonym of *Lupus exuberans*. L., **hæmorrhagicus**, *L. erythematosis disseminatus* associated with hemorrhagic vesicles and blebs that dry and form crusts. L., **hypertrophicus**, that variety in which new connective-tissue formation predominates over the destructive process, and markedly raised, thick patches result. L., **idiopathicus**. Synonym of *L. vulgaris*. L., **impetiginosus**, a form of *L. erythematosis* in its earlier stages resembling impetiginous eczema. L., **lymphaticus**. See *Lymphangioma circumscriptum*. L., **maculosus**, a variety characterized by the eruption of very soft, smooth, brownish-red, semi-translucent milium nodules, which develop in the connective tissue of otherwise healthy skin without subjective sensations. This eruption constitutes the earliest sign of lupus. When the surface desquamates, the name *Lupus exfoliatus* is given to it. L., **miliaris**. See *L., Acne*. L., **mutilans**, lupus exedens, causing destruction of tissue and disfigurement. L., **Necrogenic**, the anatomic tubercle. L., **non-exedens**, lupus without ulceration. L., **papillaris**, *L. papillomatosus*, a form characterized by papillary growths that may reach the size of the palm. These are most frequently seen on the extremities and buttocks, and occur only on ulcerated surfaces. L., **per-**

forans, lupus ulcerating through the skin into a mucous cavity, or through the septum between two mucous cavities. **L. phagedænicus**, ulcerating lupus associated with phagedena. **L. prominens**. See *Lupus tuberosus*. **L.-psoriasis**. See *L. erythematosis disseminatus*. **L. rodens**. See *L. exulcerans*. **L. scrofulosus**. See *Scrofuloderma tuberculosum*. **L. sebaceus**. Synonym of *L. erythematosis*. **L. seborrhagicus**. Synonym of *L. erythematosis*. **L. serpiginosus**, a term applied to lupus that spreads or creeps on peripherally while cicatrizing centrally. **L. solitarius**, lupus vulgaris confined to a single patch. **L. superficialis**. Synonym of *L. erythematosis*. **L., Syphilitic**, a form of tubercular syphilid which is likely to ulcerate serpiginously, and closely simulates lupus vulgaris. It is due to the breaking down of superficial gummata. The ulcer is covered with a thick, greenish-brown crust, has a sharply punched-out margin and a circinate or reniform outline. The scar is usually flexible, white, and shining. **L. terebrans**. Synonym of *Lupus perforans*. **L. tuberculosus**. Synonym of *L. vulgaris*. **L. tuberosus**, a form of lupus with small nodular prominences. **L. tumidus**, a variety in which edematous infiltration and connective-tissue overgrowth are present, leading to the formation of nodular masses. **L. ulcerosus**. Synonym of *L. exulcerans*. **L. vegetans**, **L. verrucosus**, the formation in the lupus process of a warty-looking patch which is liable to become inflamed from time to time. This form occurs chiefly on the hands and feet, and usually in early life. **L. vorax**. See *L. exulcerans*. **L. vulgaris**. See *Lupus*. **L. vulgaris erythematodes**, a variety with lesions resembling those of *L. vulgaris* and *L. erythematosis*. It may invade the scalp and the mucous membrane of the mouth, spreading from the face. **L. of the Vulva**. See *Esthiomène*.

**Luridity** (*lu-rid'-it-é*) [*luridus*; *luror*, yellow color]. A pale-yellow color met with in certain cachectic conditions; also in atrophied paralyzed limbs.

**Luschka's Bursa**. See *L.'s Tonsil*. **L.'s Cartilage**, a nodule of elastic cartilage in the anterior part of the vocal band. **L.'s Gland**, the coccygeal gland, *q. v.* A small conglobate body lying near the tip of the coccyx just above the coccygeal attachment of the sphincter ani. Its function is not known. See *Gland*. **L.'s Tonsil**, the adenoid tissue that normally exists between the orifices of the Eustachian tubes, analogous in structure to the lymphoid constituents of the tonsil. It is also called "*Third tonsil*" and "*Pharyngeal tonsil*." **L.'s Villi**, minute spheroid, partially vesicular outgrowths from the upper layer of the pia, which eventually become the Pacchionian bodies.

**Luscitas** (*lus'-it-as*) [*luscus*, one-eyed]. 1. The state of being blind in one eye. 2. Strabismus, especially when caused by paralysis or rheumatism.

**Lusis** (*lu'-sis*) [*λούσις*, a washing]. A washing.

**Lussac, Gay, Law of**. See *Lav.*

**Lust** [*ME., lust, lust*]. Carnal desire; sexual appetite; concupiscence.

**Lustful** (*lust'-ful*) [*ME., lust, lust*]. Libidinous; having prurient lust.

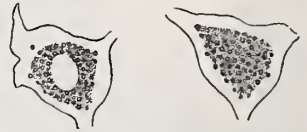
**Lustgarten, Bacillus of**. See *Bacteria, Synonymatic Table of*. **L.'s Method**, a method of staining the bacillus of syphilis. See *Stains, Table of*.

**Lustramentum** (*lus-tram-en'-tum*) [*lustrare*, to purify]. A purge.

**Lusus** (*lu'-sus*) [*ludere*, to play]. A play; a game. **L. natureæ**, a freak of nature; any abnormal departure from that which is natural.

**Lutation** (*lu-tal'-shun*) [*lutum*, mud]. The hermetic sealing of a vessel.

**Lutein** (*lu'-te-in*) [*luteus*, yellow]. 1. A pigment obtained from corpora lutea by extraction with chloroform. It occurs in minute rhombic prisms or plates that are pleochromatic and insoluble in water, but readily soluble in alcohol, ether, and chloroform. Lutein is more or less rapidly bleached by the action of light. 2. A red lipochrome pigment found by MacMunn in the blood of *Holothuria nigra*. **L.-cells**, large cells, containing granules of lutein, characteristic of the metamorphosed clot of ruptured Graafian follicles, to the margins of which they impart a bright yellow color, whence the name *corpora lutea*. These cells appear to arise from the *theca interna*. See illustration.



LUTEIN-CELLS.

**Luteolin** (*lu'-te-o-lin*) [*luteus*, yellow]. A yellow coloring-substance obtained from diphenylamin and diazoxylenesulphonic acid; also, a crystalline body,  $C_{20}H_{14}O_8$ , found in *Reseda lutea*. See *Pigments, Conspectus of*.

**Luteolous** (*lu-te'-o-lus*) [*luteolus*, dim. of *luteus*, golden-yellow]. In biology, buff, or yellowish.

**Luteous** (*lu'-te-us*) [*lutum*, mud]. Clay-colored, mud colored; saffron, or reddish-yellow.

**Lutescent** (*lu-test'-ent*) [*lutum*, mud]. In biology, yellowish, or becoming yellow.

**Luton's Sugar-test**. See *Tests, Table of*.

**Lutose** (*lu'-tōs*) [*lutum*, mud]. In biology, applied to such organisms as are covered with a substance like mud.

**Luxation** (*luks-at'-shun*). See *Dislocation*.

**Luxatura** (*luks-at-u'-rah*). See *Dislocation*.

**Luxus** (*luks'-us*) [*L.*, "excess,"]. Excess. **L.-breathing**, the breathing of more air than is actually called for by the needs of the organism. **L.-consumption**, a term applied by Bidder and Schmidt to the metabolism of certain surplus proteid material, which, though inside the body, does not form a component part of any of its tissues, but constitutes a kind of reservoir of force upon which the organism can draw.

**Luys' Body**. A lentiform ganglion of a milk-and-coffee color, which lies in the ideal continuation of the lateral part of the ganglion of Sæmmering. It represents the boundary between the crusta and the tegmentum. **L.'s Transference Method**. See *Hypnotism*.

**Lycacetonin** (*lik-ak-on'-it-in*) [*λύκος*, a wolf; *aconitum*, aconite],  $C_{27}H_{34}N_2O_6 + H_2O$ . An amorphous alkaloid, soluble in water, alcohol, and chloroform, obtained from *Aconitum lycoctonum*. In its toxicologic action it resembles curare.

**Lycanthrope** (*li'-kan-thrōp*) [*λύκος*, wolf; *άνθρωπος*, man]. A person affected with lycanthropy.

**Lycanthropic** (*li-kan-thrōp'-ik*) [*λύκος*, wolf; *άνθρωπος*, man]. Pertaining to or affected with lycanthropy.

**Lycanthropy** (*li-kan'-thro-pe*) [*λύκος*, a wolf; *άνθρωπος*, man]. A form of mania in which a person imagines himself a wild beast. Cf. *Zoanthropy*.

**Lychnidiate** (*lik-nid'-e-āt*) [*λύχνος*, a lamp]. In biology, luminous, phosphorescent.

**Lycin** (*li'-sin*). See *Betaïn*.

**Lycodes** (*li-ko'-dēz*) [*λύκος*, wolf]. A chronic form of tonsillitis. See *Lycoides*.

**Lycoid** (*li'-koid*) [*λύκος*, wolf; *είδος*, like]. Resembling a wolf.

**Lycoides** (*li-koid'-ēz*) [*λύκος*, wolf; *είδος*, like]. A term applied to a form of quinsy popularly attributed to excess of spermatic fluid in the seminal reservoirs and its entrance into the blood.



**Lycomania** (*li-ko-ma'-ne-ah*) [*λύκος*, wolf; *μανία*, madness]. Synonym of *Lycanthropy*, *q. v.*

**Lycoperdon** (*li-ko-per'-don*) [*λύκος*, wolf; *πέρεσσαι*, to break wind]. A genus of gasteromycetous fungi. **L. bovista**, fist-ball, puff-ball, devil's snuff-box. This has been used as a styptic, and is now to some extent employed in nervous diseases. The fumes have been used as an anesthetic. **L. giganteum**, the giant puff-ball; similar to *L. bovista*. **L. proteus**. See *L. giganteum*.

**Lycopersicon, Lycopersicum** (*li-ko-per'-sik-on, li-ko-per'-sik-um*) [*λύκος*, wolf; *περσικός*, peach]. A section of the *Solanacea*, of which several species are well known. See *Solanum*.

**Lycopin** (*li'-ko-pin*) [*λύκος*, wolf; *πούς*, foot]. A precipitate from a tincture of *Lycopus virginicus*, an astringent, styptic, sedative, and tonic. Dose from 1 to 4 grains. Unof.

**Lycopodin** (*li-ko-po'-din*) [*λύκος*, wolf; *πούς*, foot],  $C_{32}H_{52}N_2O_3$ . A bitter alkaloid found in *Lycopodium clavatum* and *L. complanatum*. It is readily soluble in water, ether, and in alcohol. Unof.

**Lycopodium** (*li-ko-po'-de-um*) [*λύκος*, wolf; *πούς*, foot]. Club-moss, witch-meal, wolf's-claw. In medicine, the spores of *L. clavatum* and other varieties, in the form of a light, fine, yellowish powder, are used as a desiccant and absorbent on moist and excoriated surfaces; in pharmacy, as an inert powder in which to imbed pills to prevent their adhering to each other. Lycopodium is inflammable and slightly explosive, whence the name "vegetable sulphur." A large number of species are known. **L. clavatum**, lycopodium. **L. complanatum**, common club-moss, ground-pine, found in Europe and North America. **L. inundatum**, marsh club-moss. **L. officinale**. See *L. clavatum*. **L. phlegmasia**, an Asiatic species said to possess aphrodisiac properties. **L. recurvum**. See *L. selago*. **L. rubrum**, a species which is actively purgative. It has been employed in South America in elephantiasis. **L. saussurus**, Brazilian piligon. Its alkaloid, *piliginin*, is a powerful emetic, purgative, and convulsant. **L. selago**, fir-moss, fir-club-moss, tree-moss; a species found in Europe and North America. It is cathartic and emetic in its action. Unof.

**Lycopus** (*li'-ko-pus*). See *Bugleweed*.

**Lycorex, Lycorhexy** (*li-kor-eks'-e-ah, li'-kor-eks-e*) [*λύκος*, wolf; *ὄρεξις*, appetite]. A wolfish or canine appetite; bulimia.

**Lycostoma** (*li-kos'-to-mah*) [*λύκος*, wolf; *στόμα*, mouth]. Cleft palate.

**Lye** (*li*) [ME., *ley*, lye]. The solution of alkaline hydrates obtained by leaching ashes; any alkaline solution.

**Lyencephalous** (*li-en-sef'-al-us*) [*λύειν*, to loosen; *ἐγκέφαλος*, brain]. Having cerebral hemispheres that are loosely united.

**Lygismus** (*li-jis'-mus*) [*λγισμός*, from *λγίξειν*, to bend]. A melodious, flexible voice; also, dislocation.

**Lygmus** (*li'-g-mus*) [*λγμός*]. Synonym of *Hiccough*.

**Lygodesmia** (*li-go-dez'-me-ah*) [*λγος*, twig; *δεσμός*, bond]. A genus of composite-flowered herbs. **L. spinosa**, of Nevada and California, has about its stem, at the ground, a tuft of woolly or silky fiber, useful as a hemostatic. Unof.

**Lygophilous** (*li-goff'-il-us*) [*λύγη*, twilight; *φιλεῖν*, to love]. Seeking dark places.

**Lying-down, Lying-in**. See *Puerperal State*.

**Lyma** (*li'-mah*) [*λύμα*, washings: *pl., Lymata*]. 1. Filth, or sordes. 2. Lochia.

**Lymph** (*limf*) [*lymphā*, water]. The fluid in the lymphatic vessels, the product of the filtration of the

liquid portion of the blood through the walls of the capillaries. Applied, also, to certain products of lymph-exudation in wounds, etc. **L., Animal**, vaccine-lymph obtained from an animal. **L., Aplastic**, a lymph-product of inflammation that will not form embryonic tissue. It is called, also, *Corpuscular* or *Croupous lymph*. **L., Bovine**, vaccine-material obtained from a cow or a calf. **L., Calf**, vaccine from the calf. **L.-cell, L.-corpuscle**, a leukocyte occurring in the lymph. **L.-corpuscles**, the colorless corpuscles of the lymph. **L., Euplastic**. See *L., Plastic*. **L., Fibrinous**. Same as *L., Plastic*. **L.-follicles**, branched lacunar labyrinthine parts composed of adenoid tissue intercalated in the course of the lymphatic vessels. They are not true glands. **L.-glands**. See *Lymphatic Glands*. **L.-hearts**, exist in certain cold-blooded animals, the frog, *e. g.*, having two axillary and two sacral hearts for pumping the lymph. **L., Humanized**, vaccine from a human being. **L., Inflammatory**, that thrown out as a product of inflammation in wounds, etc. **L., Koch's**, a term for the fluid called, by Koch, *paratoloid*, now known as *tuberculin*. See *Tuberculin*. It is recommended by Koch for hypodermatic injection in cases of tuberculous disease. **L., Plastic**, fibrinous lymph; that forming embryonic tissue. **L.-scrotum**, an anasarca condition of the scrotum due to the presence of *Filaria sanguinis hominis* in the blood-stream. See *Filaria*. **L.-spaces**, the lacunæ that occur in connective tissue, and contain lymph. **L., Vituline**. See *L., Calf*.

**Lymphaden** (*lim-fa'-den*) [*lymphā*, water; *ἀδην*, gland]. Any lymphatic gland.

**Lymphadenectasis** (*lim-fad-en-ek'-tas-is*) [*lymphā*, lymph; *ἀδην*, gland; *ἐκτασις*, distention]. A tumor of a lymph-gland, due to dilatation of its sinuses.

**Lymphadenhypertrophy** (*lim-fad-en-hi-per'-tro-fe*) [*lymphā*, lymph; *ἀδην*, gland; *ὑπέρ*, over; *τροφή*, nourishment]. Hypertrophy of the lymphatic glands.

**Lymphadenia** (*lim-fad-el'-ne-ah*) [*lymphā*, lymph; *ἀδην*, gland]. A general hyperplasia of the lymphatic tissue with or without leukocytosis.

**Lymphadenism** (*lim-fad-en-izm*) [*lymphā*, lymph; *ἀδην*, gland]. The general condition of disease that accompanies lymphadenoma.

**Lymphadenitis** (*lim-fad-en-it'-tis*) [*lymphā*, lymph; *ἀδην*, gland; *ιτις*, inflammation]. Inflammation of a lymphatic gland. **L., Cutaneous**, mycosis fungoides. **L., Septic**, a form due to the presence of microorganisms. **L., Simple**, lymphadenitis due to irritation.

**Lymphadenoid** (*lim-fad'-en-oid*) [*lymphā*, lymph; *ἀδην*, gland; *εἶδος*, like]. Resembling, or of the nature of, a lymphatic gland.

**Lymphadenoma** (*lim-fad-en-o'-mah*) [*lymphā*, lymph; *ἀδηνώμα*, a glandular tumor: *pl., Lymphadenomata*]. Hodgkin's disease; Malignant lymphoma; Pseudo-leukemia; Anæmia lymphatica; Adénie [Fr.]. A disease of the lymphatic structures of the body characterized by a hyperplasia, and often a new formation of lymphatic tissue in glands, spleen, and bone-marrow. The cervical glands are usually first involved. The blood, as a rule, presents the characters of anemia without increase in the number of white corpuscles. Pyrexia, often of a remittent type, is common. The disease occurs most frequently in males. The duration is from two to five years, and the disease results fatally. Occasionally lymphadenoma is converted into a true leukemia. **L., Hard**, a form characterized by indurated, firm, glandular swellings. **L., Leukemic**, when associated with leukemia. **L., Soft**, a form in which the enlarged lymphatic glands are soft.

**Lymphadenosis** (*lim-fad-en-o'-sis*) [*lymph*, lymph; *ἀδὴν*, gland; *νόσος*, disease]. General lymphadenoma.

**Lymphadermia, Cutaneous** (*lim-fad-er'-me-ah*).  
Synonym of *Granuloma fungoides*.

**Lymphæduct** (*lim'-fe-duk't*). See *Lympheduct*.

**Lymphæmia** (*lim'-fe'-me-ah*). See *Lymphemia*.

**Lymphagogue** (*lim'-fag-og*) [*lymph*, lymph; *ἀγωγός*, leading]. An agent that increases the production of lymph.

**Lymphaneurysma** (*lim-fan-u-riz'-mah*) [*lymph*, lymph; *ἀνεύρυσμα*, aneurysm: *pl.*, *Lymphaneurysmata*]. Lymphangiectasis; a tumor caused by dilatation of lymphatic vessels. **L., Ganglionar**, an endemic form, with multiple localized dilatations of the lymphatic vessels. **L., Sporadic**, a localized form, usually of traumatic or infectious origin.

**Lymphangei-** (*lim'-fan-je-*). See *Lymphangi-*.

**Lymphangeiitis** (*lim-fan-je-i'-tis*). See *Lymphangitis*.

**Lymphangiectasis** (*lim-fan-je-ek'-tas-is*) [*lymph*, lymph; *ἀγγεῖον*, vessel; *ἐκτασις*, widening]. Abnormal dilatation of the lymphatic vessels. See *Angio-keratoma*. **L., Endemic**, a form common in the tropics, and generally due to filariasis.

**Lymphangiectodes** (*lim-fan-je-ek-to'-dez*). See *Lymphangioma circumscriptum*.

**Lymphangienchysis** (*lim-fan-je-en'-kis-is*) [*lymph*, lymph; *ἀγγεῖον*, vessel; *ἐγχυσίς*, a pouring in]. Injection of the lymphatic vessels.

**Lymphangiography** (*lim-fan-je-og'-ra-fe*) [*lymph*, water; *ἀγγεῖον*, vessel; *γράφειν*, to write]. A description of the lymphatics.

**Lymphangiology** (*lim-fan-je-ol'-o-je*) [*lymph*, lymph; *ἀγγεῖον*, vessel; *λόγος*, treatise]. The anatomy, physiology, and pathology of the lymphatics.

**Lymphangioma** (*lim-fan-je-o'-mah*) [*lymph*, lymph; *ἀγγεῖον*, vessel; *ῥμα*, tumor: *pl.*, *Lymphangiomata*]. A dilated or varicose condition or tumor of the lymphatic vessels. **L. capillare varicosum**. Synonym of *L. circumscriptum*. **L. cavernosum**. Synonym of *L. circumscriptum*. **L. circumscriptum**, *Lymphangiectodes*: *Lupus lymphaticus*, a very rare disease of the skin occurring in early life. It is marked by the formation of straw-yellow vesicles, deeply situated in the skin, with thick and tense walls, and connected with the lymphatics. Their usual seats are the shoulders, trunk, face, neck, thighs, and arms. The disease gradually spreads and tends to recur. Its cause is unknown. **L. tuberosum multiplex**, a very rare disease of the skin, probably congenital, characterized by the formation of large, brownish-red papules or tubercles, the size of lentils, not arranged in groups or clusters, but scattered indiscriminately over the trunk. They dip down into the subcutaneous tissue, and both feel and look solid, but on section they prove to be made up of greatly dilated lymphatics.

**Lymphangio-myoma** (*lim-fan'-je-o-mi-o'-mah*). See *Myoma*.

**Lymphangion** (*lim-fan'-je-on*) [*lymph*, lymph; *ἀγγεῖον*, vessel]. A lymphatic vessel.

**Lymphangiopyra** (*lim-fan-je-op'-ir-ah*) [*lymph*, lymph; *ἀγγεῖον*, vessel; *πῦρ*, fire]. Fever due to or accompanying a disease of the lymphatics.

**Lymphangioscopy** (*lim-fan-je-os'-ko-pe*) [*lymph*, lymph; *ἀγγεῖον*, vessel; *σκοπεῖν*, to inspect]. Inspection or observation of the lymphatics.

**Lymphangiectomy** (*lim-fan-je-ol'-o-me*) [*lymph*, lymph; *ἀγγεῖον*, vessel; *τομή*, a cutting]. Dissection or anatomy of the lymphatics.

**Lymphangitis** (*lim-fan-ji'-tis*) [*lymph*, lymph; *ἀγγεῖον*, vessel; *τις*, inflammation]. Inflammation of a lymphatic vessel. **L., Tubular**, a form involving the chief lymphatics and attended with the pro-

duction of red lines on the skin. **L., Wandering**, a form occurring usually on the back of the hand, and due to frequent contact with putrefying tissues. It occurs in reticular patches connected by wavy lines.

**Lymphangoncus** (*lim-fan-jon'-kus*) [*lymph*, lymph; *ἀγγεῖον*, vessel; *ὄγκος*, a tumor]. A firm swelling of the lymphatic vessels.

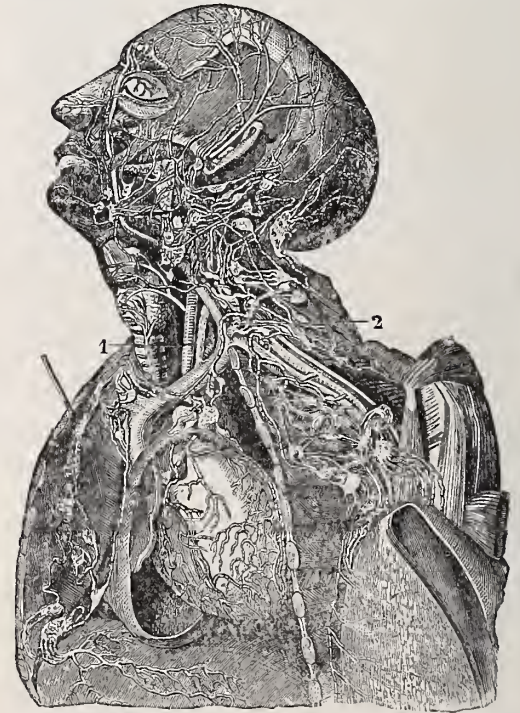
**Lymphapostema** (*lim-fap-os-te'-mah*) [*lymph*, lymph; *ἀπόστημα*, abscess: *pl.*, *Lymphapostemata*]. A lymphatic abscess.

**Lympharia** (*lim-fa'-re-ah*) [*lymph*, lymph]. A name proposed for lymphatic tissue.

**Lymphate** (*lim'-fat*) [*lymph*, water]. Raving; frightened into madness.

**Lymphatic** (*lim-fat'-ik*) [*lymphaticus*; *lymph*, lymph]. Pertaining to lymph; containing or characterized by lymph. **L. Edema**. See *Lymphedema*. **L. Glands**, the glands intercalated in the pathway of the lymphatic vessels, through which the lymph is filtered. **L. Temperament**. See *Temperament*. **L. Vessels**. See *Lymphatics*.

**Lymphatico-sanguine** (*lim-fat'-ik-o-san'-gwin*) [*lymph*, lymph; *sanguis*, blood]. Both lymphatic and sanguine. See *Temperament*.

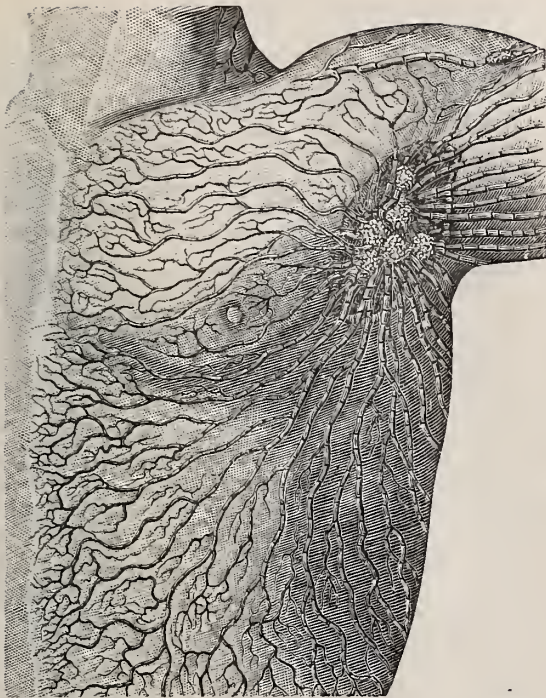


EFFERENT LYMPHATICS OF CERVICAL AND AXILLARY GLANDS

1. Superior extremity of thoracic duct. 2. Its entrance at the junction of the internal jugular and left subclavian veins.

**Lymphatics** (*lim-fat'-iks*) [*lymph*, lymph]. The lymphatic vessels, including capillaries, afferent and efferent vessels, and ducts or trunks; the lymph-vessels; capillary tubes extending to nearly every part of the body, from which they take up the lymph, forming the principal part of the absorbent system. *Afferent* or *inherent* lymphatics, those that convey lymph to the lymphatic glands; *efferent* lymphatics, those that conduct lymph from the glands.





LYMPHATIC GLANDS AND VESSELS OF THE CAVITY OF THE AXILLA.



LYMPHATIC GLANDS AND VESSELS OF THE INGUINAL REGION.

**Lymphatism** (*lim'-fat-izm*) [*lymphatismus*]. The lymphatic temperament; scrofula.

**Lymphatitis** (*lim-fat-i'-tis*). See *Lymphangitis*.

**Lymphatocele** (*lim-fat'-o-sel'*) [*lymphā*, lymph; *κήλη*, tumor]. A tumor composed of dilated lymph-vessels.

**Lymphatology** (*lim-fat-ol'-o-je*). See *Lymphology*.

**Lymph-canalicular** (*limf'-kan-al-ik'-u-lar*) [*lymphā*, lymph; *canaliculus*, small channel]. Pertaining to the ultimate channels of the lymphatic vessels.

**Lymphedema** (*lim-fe-de'-mah*) [*lymphā*, lymph; *οἰδημα*, edema]. Edema due to accumulation of lymph; serous edema.

**Lympheduct** (*lim'-fe-duk't*) [*lymphā*, lymph; *ducere*, to lead]. A lymphatic vessel or duct.

**Lymphemia** (*lim-fe'-me-ah*) [*lymphā*, lymph; *αἷμα*, blood]. Leukemia characterized by pathologic processes in the lymphatic glands, which become hypertrophied; the kidney or liver sometimes presents what appears to be an element composed of lymphatic tissues.

**Lymphenteritis** (*lim-fen-ter-i'-tis*) [*lymphā*, lymph; *έντερον*, bowels; *ιτις*, inflammation]. Inflammation of the bowels attended with serous infiltration. 2. Inflammation of the serous coat of the intestine; peritonitis.

**Lymphepatitis** (*limf-hep-at-i'-tis*) [*lymphā*, lymph; *ήπαρ*, liver; *ιτις*, inflammation]. Inflammation of the peritoneal coat of the liver.

**Lymphneurysma** (*lim-fu-riz'-mah*). See *Lymphaneurysma*.

**Lymphexosmosis** (*lim-feks-os-mo'-sis*) [*lymphā*, lymph; *ἐξ*, out; *ωσμός*, thrust]. Exosmosis of lymph; passage of lymph outward, through the coats of the lymph-vessels.

**Lymphitis** (*lim-fi'-tis*). See *Lymphangitis*.

**Lymphoblast** (*lim'-fo-blast*) [*lymphā*, lymph; *βλαστός*, germ]. Any cell with a nutritive function.

**Lymphocele** (*lim'-fo-sel*) [*lymphā*, lymph; *κήλη*, tumor]. A tumor containing an abnormal collection or quantity of lymph.

**Lymphocyte** (*lim'-fo-sit*) [*lymphā*, lymph; *κύτος*, a cell]. 1. A lymph-cell. 2. One of Ehrlich's classes of leukocytes, comprising those small cells having large nuclei and a very small amount of protoplasm. See *Leukocyte*.

**Lymphocythemia** (*lim-fo-si-the'-me-ah*) [*lymphā*, lymph; *κύτος*, cell; *αἷμα*, blood]. A condition of the blood in which the lymphocytes are increased.

**Lymphodermia** (*lim-fo-der'-me-ah*) [*lymphā*, lymph; *δέρμα*, skin]. An affection of the lymphatics of the skin. **L. perniciosā**, a certain form of *Mycosis*, or fungoid granuloma.

**Lymphoduct** (*lim'-fo-duk't*). See *Lympheduct*.

**Lymphogastritis** (*lim-fo-gas-tri'-tis*) [*lymphā*, lymph; *γαστήρ*, stomach; *ιτις*, inflammation]. Lymphatic gastritis.

**Lymphogenous** (*lim-foj'-en-us*) [*lymphā*, lymph; *γεννάν*, to beget]. Producing lymph.

**Lymphoid** (*lim'-foid*) [*lymphā*, lymph; *είδος*, like]. Having the appearance or character of lymph.

**Lymphology** (*lim-fol'-o-je*) [*lymphā*, lymph; *λόγος*, science]. The study of the anatomy and physiology of the lymphatic system.

**Lymphoma** (*lim-fo'-mah*) [*lymphā*, lymph; *όμα*, tumor: *pl.*, *Lymphomata*]. A lymph-tumor; also, lymphadenoma. The term includes formations not strictly tumors but hyperplasias of the tissues proper to lymphatic glands. **L.**, **Heteroplastic**. Synonym of *Lymphadenoma*. **L.**, **Leukemic**. See *Lymphadenoma*, *Leukemic*. **L.**, **Malignant**. Synonym of *Lymphadenoma*. **L.**, **Scrofulous**, tuberculous enlargement of lymphatic glands. **L.**, **Typhoid**, the formation of small lymphatic masses in the intestinal peritoneum and in the liver and kidneys in typhoid fever.

**Lymphomatous** (*lim-fo'-mat-us*) [*lymphā*, lymph; *όμα*, tumor]. Of the nature of, affected with, or relating to, lymphoma.

- Lymphoncus** (*lim-fong'-kus*) [*lymphā*, lymph; *ὄγκος*, tumor]. A hard lymphatic swelling. **L. iridis.** See *Iridauxesis*.
- Lympho-nephritis** (*lim-fo-nef-ri'-tis*) [*lymphā*, lymph; *νεφρός*, kidney; *ιτις*, inflammation]. Inflammation of the serous, or outer, surface of the kidney.
- Lymphopathy** (*lim-fop'-ath-e*) [*lymphā*, lymph; *πάθος*, disease]. Any disorder of the lymphatic organs.
- Lympho-peritonitis** (*lim-fo-per-it-on-i'-tis*) [*lymphā*, lymph; *περιτόναιον*, peritoneum; *ιτις*, inflammation]. Lymphatic peritonitis.
- Lymphopyra** (*lim-fop'-ir-ah*). See *Lymphangiopyra*.
- Lymphorrhagia** (*lim-for-a'-je-ah*) [*lymphā*, lymph; *ρηνύναι*, to burst forth]. An effusion or flow of lymph from a ruptured lymphatic vessel.
- Lymphorrhea** (*lim-for-e'-ah*) [*lymphā*, lymph; *ροία*, a flow]. A discharge of lymph from a wound, internally or externally.
- Lympho-sarcoma** (*lim-fo-sar-ko'-mah*) [*lymphā*, lymph; *σάρκωμα*, a fleshy mass: *pl.*, *Lympho-sarcomata*]. Properly, a form of sarcoma having some of the structural elements of a lymphatic gland; also, a sarcoma seated upon, or involving, a lymphatic gland. **L. thymicum**, a lympho-sarcoma originating in a persistent thymus gland and attended with metastasis to various parts of the body.
- Lympho-sarcomatosis** (*lim'-fo-sar-ko-mat-o'-sis*) [*lymphā*, lymph; *σάρκωμα*, fleshy mass]. A condition or diathesis marked by the development of lympho-sarcoma; also, the process of such development.
- Lymphosis** (*lim-fol'-sis*) [*lymphā*, lymph]. The elaboration of lymph.
- Lymphostasis** (*lim-fos'-tas-is*) [*lymphā*, lymph; *στάσις*, a placing]. Stasis or stoppage of the flow of lymph.
- Lymphotomy** (*lim-fot'-o-me*). See *Lymphangiotomy*.
- Lymphotorrhea** (*lim-fot-or-e'-ah*) [*lymphā*, lymph; *ὄψ*, ear; *ροία*, a flow]. A serous or watery discharge from the ear.
- Lymphuria** (*lim-fu'-re-ah*) [*lymphā*, lymph; *οὖρον*, urine]. A condition in which the urine spontaneously coagulates, but contains no fat, as it does in chyluria.
- Lynx** (*links*) [*λύγξ*, a sobbing]. Hiccough; violent sobbing.
- Lyon's Apparatus.** See *Urea* and *Disinfection*.
- Lyons Blue.** Same as *Spirit-blue*.
- Lypemania** (*li-pe-ma'-ne-ah*) [*λύπη*, sadness; *μανία*, madness]. A form of dementia accompanied by profound mental depression and refusal to take food.
- Lyperphrenia** (*li-per-o-fre'-ne-ah*) [*λυπηρός*, distressing; *φρήν*, mind]. Melancholia.
- Lypothymia** (*li-po-thi'-me-ah*) [*λύπη*, sadness; *θυμός*, grief]. Melancholia; severe mental prostration from grief. This condition is not to be confounded with *Leipothymia*, *q. v.*
- Lyra** (*li'-yah*) [*λύρα*, a lyre]. A lyre. **L. of Fornix**, certain longitudinal, transverse, and oblique lines on the under surface of the fornix, the arrangement of which bears a fanciful resemblance to a harp. **L. of Uterus**, the uterine arbor vitae. **L. of Vagina**, the vaginal rugæ.
- Lyrate** (*li'-rat*) [*lyra*, a lyre]. In biology, lyre-shaped.
- Lysemia** (*li-se'-me-ah*) [*λύσις*, solution; *αἷμα*, blood]. A dissolution of the blood, or a losing of the integral parts of it.
- Lysigenetic** (*lis-ij-en-et'-ik*). Same as *Lysigenous*.
- Lysigenic** (*lis-ij-en'-ik*). Same as *Lysigenous*.
- Lysigenous** (*lis-ij-en-us*) [*λύσις*, a setting free; *γενής*, born, produced]. In biology, a term applied to intercellular spaces formed by the breaking down of contiguous cells. Cf. *Schizogenic*.
- Lysimachia** (*lis-im-a'-ke-ah*) [*λύσις*, a loosing; *μάχη*, battle]. A genus of primulaceous plants of many species. **L. nemorum**, **L. nummularia**, **L. vulgaris**, of Europe, and **L. quadrifolia**, and other N. American species are used in domestic medicine. Unof.
- Lysinosis** (*lis-in-o'-sis*) [*λύσις*, *λύειν*, to loose (a raveling or shred)]. Hertz's term for a disease of the lungs due to the inhalation of cotton-fibers.
- Lysiplasta** (*lis-ip-las'-tah*) [*λύσις*, a loosing; *πλάσσειν*, to mould]. Diseased states marked by excessive secretion.
- Lysis** (*li'-sis*) [*λύσις*, *λύειν*, to loose]. A term somewhat loosely used, but now applied to the gradual decline of a disease, especially a fever.
- Lysol** (*li'-sol*). A saponified phenol derived from cresols by the action of nascent soap. It is an excellent disinfectant in from one to three per cent. solutions, and has been used in dermatology and gynecology. Unof.
- Lyssa** (*lis'-ah*) [*λύσσα*, madness]. 1. A synonym of *Hydrophobia* or *Rabies*. 2. Mania or madness.
- Lyssic** (*lis'-ik*) [*λύσσα*, madness]. Pertaining to rabies; due to rabies.
- Lyssin** (*lis'-in*) [*λύσσα*, madness]. The specific virus or germ of hydrophobia.
- Lyssodegma** (*lis-o-deg'-mah*). Synonym of *Lyssodexis*.
- Lyssodexis** (*lis-o-deks'-is*) [*λύσσα*, madness; *δάκνειν*, to bite]. The bite of a rabid dog.
- Lyssoid** (*lis'-oid*) [*λύσσα*, rabies; *εἶδος*, like]. Resembling rabies; resembling madness.
- Lyssophobia** (*lis-o-fo'-be-ah*) [*λύσσα*, madness; *φόβος*, fear]. Morbid dread of rabies; pseudo-hydrophobia.
- Lyterian** (*li-te'-re-an*) [*λυτήριος*, loosing]. Indicative of a lysis, or of a favorable crisis, terminating an attack of disease.
- Lythrum** (*li-th'-rum*) [*λίθρον*, bloody defilement]. A genus of lythraceous plants. **L. salicaria**, or willow-herb, is used as an astringent in leukorrhea, diarrhea, and hemorrhage from the lungs. Unof.
- Lytic** (*li'-ik*) [*lyticus*, *λυτικός*]. Relating to a lysis, or to a solution.
- Lytta** (*li'-ah*). 1. Synonym of *Hydrophobia*. 2. A long, median, pointed, fibrous or cartilaginous process (*glossohyal*) in the tongue of carnivora. It is the "worm" of the dog's tongue, commonly held to be a parasite and often extracted by fanciers. **L. vesicatoria**. See *Cantharis*. **L. vittata**, the potato-fly, containing one per cent. or more of cantharidin.



## M

**M.** The abbreviation of *Musculus*, of *Meter*, of *Myopia*, of *Minim*, of *Molar*, and of *Misce*, mix; it is also used to represent the number 1000.

**mm.** An abbreviation for millimeter.

**mmm.** An abbreviation for Micro-millimeter.

$\mu$  (*mu*). The abbreviation universally adopted for micron or *micro-millimeter*.

**Ma.** An abbreviation of *Milliampère*.

**Maas's Mixture.** A mixture employed in the treatment of eczematous diseases of the ear. It is constituted as follows: corrosive sublimate 5 parts, sodium chlorid 500 parts, glycerin 200 parts.

**Maba** (*ma'-bah*) [native Tonga-Tabu]. A genus of ebanaceous trees and shrubs of many species. **M. ebenus**, of the Moluccas, is regarded as a good anti-syphilitic and antirheumatic. Unof.

**Mac.** An abbreviation of *Macera*, macerate.

**Mac., Mc., M'.**, beginning proper names will be found as if spelled Mac, and in strict alphabetic order.

**Macaco Worm** (*mak-a'-ko wurm*) [from a Malagasy name]. The larva of a S. American fly, *Dermatobia noxialis*, which infests the skin of men and animals. See *Parasites (Animal)*, Table of.

**Macallo** (*mak-al'-o*). See *Andira*.

**Macaroni** (*mak-ar-o'-ne*) [Ital.]. 1. Slender tubes made of flour-paste; a favorite dish in Italy and also in the U. S. 2. An active purgative used in lead-colic. Antimony sulphid is one of the ingredients.

**McBurney's Point.** A localized point of tenderness on deep pressure, supposed to be diagnostic of appendicitis. It is about two inches above the anterior superior spine of the ilium on a line drawn from this point to the umbilicus.

**Macdowell's Frenum.** See *Frenum*.

**MacDowell's Operation.** See *Operations*, Table of.

**Mace** (*mās*). See *Myristica*.

**Macene** (*mās-ēn'*) [*macis*, mace],  $C_{10}H_{16}$ . An essential oil resulting from the distillation of the flowers of nutmeg. The hydrochlorate on distillation yields a camphor.

**Maceration** (*mas-er-a'-shun*) [*maceratio*; *macerare*, to make soft]. Extraction of the medicinal qualities of a substance by steeping or infusing. Applied, also, to a softening and non-putrefactive decomposition of the dead fetus long carried in the uterus.

**Macewen's Method.** A method of preparing animal ligatures. To 1 oz. each of water and glycerin add 12 grs. of chromic acid crystals; in this steep the ligatures ten days, then remove and thoroughly dry; for preservation keep in a 5 per cent. carbolic-acid solution. **M.'s Operation.** See *Operations*, Table of.

**Machopolyp** (*mak'-o-pol-ip*) [*μάχη*, fight; *πολύπους*, a polyp]. In biology, a modified polyp abundant in the *Plumulariæ*, having a defensive function; some animals possess urticating capsules, others, instead, adhesive granules. The name was introduced by Hamann; it is also called *Guard-polyp*.

**Macies** (*ma'-se-ēz*) [*macies*, a wasting]. Atrophy, leanness, wasting. **M. infantum.** Synonym of *Tubes mesenterica*.

**Macilent** (*mas'-il-ent*) [*macilentus*, lean]. Meager; thin; lean.

**Macintosh's Cream.** A dressing for urticaria. It consists of subnitrate of bismuth 2 drams, oxid of zinc  $\frac{1}{2}$  dram, glycerin  $1\frac{1}{2}$  drams, liqid carbolic acid from 20 to 30 minims, vaselin 6 ounces.

**M'Kinnell's Ventilator.** See *Ventilation*.

**Mackintosh** (*mak'-in-tosh*) [after Charles Mackintosh,

the inventor]. A fabric of silk or cotton, rendered waterproof and airproof by a coating of india rubber; it is used in antiseptic surgery and in obstetrics.

**McLeod's Capsular Rheumatism.** A form of rheumatoid arthritis attended with effusion into the synovial capsules and into the synovial sheaths and bursæ about the affected joints. See *Diseases*, Table of.

**Maclurin** (*mak-lu'-rin*) [after W. Maclure],  $C_{15}H_{12}O_8$ . A principle found in yellow-wood (*Morus tinctoria*), from which it may be extracted by hot water. It occurs in the form of a yellow, crystalline powder, soluble in water and alcohol; it is found also in *Maclura aurantia*, or Osage-orange.

**McMunn's Elixir.** See *Opium*.

**Macquer's Arsenical Salt.** The arseniate of potassium.

**Macradenous** (*mak-rad'-en-us*) [μακρός, large; ἀδην, gland]. Having large glands.

**Macræsthetæ** (*mak'-res-thēt*) [μακρός, large; αἰσθητός, perceived by the senses]. In biology, Moseley's term for one of the more or less fusiform sense-bodies that occupy the cavities of the megalopores of the *Chitonida*. They terminate in conspicuous obconical plugs of transparent, highly refractive tissue, and are composed of a number of cylindric strands of tissue held closely together. Cf. *Æsthetæ*.

**Macrandrous** (*mak-ran'-drus*) [μακρός, long; ἀνήρ, male]. In biology, applied to such plants (*algæ*) as have the male plants large or elongated.

**Macrantrus** (*mak-ran'-trus*) [μακρός, large; ἄντρον, a cave]. Lissauer's term for a skull in which the vertical line extending from the most prominent point of the frontal torus to the radius fixus is from four to nine mm. in front of that from the nasion to the radius fixus.

**Macrauchen** (*mak-raw'-ken*) [μακρός, large; αὐχὴν, neck]. A long-necked person.

**Macrencephalic** (*mak-ren-sef-al'-ik*), **Macrencephalous** (*mak-ren-sef'-al-us*) [μακρός, long; ἐγκέφαλος, brain]. Having a large or long skull.

**Macrencephalus** (*mak-ren-sef'-al-us*) [μακρός, large; ἐγκέφαλος, brain]. Lissauer's term for a skull in which the angle formed by the junction of the lines drawn from the hornion to the nasion and to theinion is between  $156.5^\circ$  and  $170^\circ$ .

**Macrencranus** (*mak-ren-kra'-nus*) [μακρός, large; ἐν, in; κρανίον, skull]. Lissauer's term for a skull having a large cerebellar sector (from  $20^\circ$  to  $27.5^\circ$ ).

**Macritas** (*mak'-rit-as*) [*macer*, lean]. Emaciation; leanness.

**Macro-** (*mak'-ro-*) [μακρός, long, great]. A prefix signifying great, long, or extensive.

**Macrobiosis** (*mak-ro-bi-o'-sis*) [μακρός, long; βίος, life]. A condition characterized by long life; longevity.

**Macrobiote** (*mak-ro'-be-ot*) [μακροβίος, having a long life]. One who lives long.

**Macrobiotic** (*mak-ro-bi-o'-ik*) [μακρός, long; βίος, life]. Pertaining to long life; long-lived.

**Macrobiotics** (*mak-ro-bi-o'-iks*) [μακρός, long; βίος, life]. A proposed system of living in a manner conducive to length of life; the art or study of longevity.

**Macrobium** (*mak-ro'-be-us*). See *Macrobiotic*.

**Macrocarpin** (*mak-ro-kar'-pin*) [μακρός, large; καρπός, fruit]. A crystalline neutral principle extracted from the root of *Thalictrum macrocarpum*.

**Macrocarpous** (*mak-ro-kar'-pus*) [μακρός, long; καρπός, fruit]. In biology, bearing large fruit.

**Macrocephalia** (*mak-ro-sef-a'-le-ak*) [μακρός, large; κεφαλή, head]. Excessive development of the head

in size. A systematic deviation in a genus or a species distinguished by abnormally large heads.

**Macrocephalous** (*mak-ro-sef'-al-us*) [μακρός, large; κεφαλή, head]. Characterized by an abnormally large head. In biology, applied to plant-embryos that have very large and consolidated cotyledons, such as the horse-chestnut.

**Macrocephaly** (*mak-ro-sef'-al-e*). See *Macrocephalia*.

**Macrocerus** (*mak-ro-ser'-kus*) [μακρός, long; κέρκος, tail]. Long-tailed. In zoology, a genus in which the spermatozoa were at one time classed.

**Macrochasmus** (*mak-ro-kaz'-mus*) [μακρός, large; χάσμα, chasm]. Lissauer's term for a skull in which the angle formed by the junction of lines drawn from the wing of the vomer to the posterior nasal spine and to the anterior margin of the foramen magnum is between 94° and 114°.

**Macrocheilia** (*mak-ro-ki'-le-ah*) [μακρός, large; χείλος, lip]. Excessive size or development of the lips; a characteristic of certain negro and negroid tribes. It occurs also in cretinoid states and when the lips and cheeks are the seat of lymphangioma.

**Macrocheiria** (*mak-ro-ki'-re-ah*) [μακρός, large; χείρ, hand]. Great enlargement of the hands.

**Macrochemistry** (*mak-ro-kem'-is-tre*) [μακρός, large; χημεία, chemistry]. Chemistry in which the reactions are observable with the naked eye. Cf. *Microchemistry*.

**Macrocooccus** (*mak-ro-kok'-us*) [μακρός, long or large; κόκκος, a berry: *pl., Macrococci*]. A term applied to cocci that are somewhat larger than the average.

**Macrocolia** (*mak-ro-ko'-le-ah*) [μακρός, long; κῶλον, limb]. The possession of long limbs.

**Macrocolous** (*mak-rok'-o-lus*) [μακρός, long; κῶλον, limb]. Having long limbs.

**Macrocosm** (*mak'-ro-kozm*) [μακρός, large; κόσμος, world]. The world or cosmos, in contradistinction to man, the microcosm, or little universe.

**Macrocosmic** (*mak-ro-koz'-mik*) [μακρός, large; κόσμος, world; λόγος, science]. The science of the macrocosm or outer world; mineralogy.

**Macrocosmology** (*mak-ro-koz-mol'-o-je*) [μακρός, large; κόσμος, world; λόγος, science]. The science of the macrocosm or outer world; mineralogy.

**Macrocyte** (*mak'-ro-sit*) [μακρός, large; κύτος, cell]. A giant blood-corpuscle found in the blood in pernicious anemia, and leukemia.

**Macrocythemia** (*mak-ro-si-the'-me-ah*) [μακρός, long, great; κύτος, cell; αίμα, blood]. A condition in which the size of the red blood-corpuscles is increased; it may be due to malaria, anemia, or lead-poisoning.

**Macrocytosis** (*mak-ro-si-to'-sis*) [μακρός, large; κύτος, cell]. The formation of macrocytes.

**Macroductylia** (*mak-ro-dak-til'-e-ah*) [μακρός, long; δάκτυλος, finger]. An abnormally great length, or size, of fingers or toes.

**Macroductylism** (*mak-ro-dak-til'-izm*). See *Macroductylia*.

**Macroductyly** (*mak-ro-dak-til'-e*). See *Macroductylia*.

**Macrodon** (*mak'-ro-dont*) [μακρός, large; ὀδόν, tooth]. Large-toothed, as applied to the comparative size of the teeth of different races. When the dental length multiplied by 100 divided by the basinal length exceeds 44, the skull is considered a macrodon, if under 42 a microdon, if intermediate a mesodon.

**Macrogastrica** (*mak-ro-gas'-tre-ah*) [μακρός, large; γαστήρ, belly]. Dilatation of the stomach.

**Macrogastrous** (*mak-ro-gas'-trus*) [μακρός, large; γαστήρ, stomach]. Having a large stomach or belly.

**Macrogenious** (*mak-ro-je'-ne-us*) [μακρός, large; γένειον, chin]. Long-chinned.

**Macroglossia** (*mak-ro-glos'-e-ah*) [μακρός, great; γλῶσσα, tongue]. Hypertrophic development of the tongue, a condition seen in cretins, in whom it is probably due to lymphangioma.

**Macrognathic** (*mak-ro-g-nath'-ik*) [μακρός, long; γνάθος, jaw]. In biology, having long jaws; prognathous.

**Macrogonidium** (*mak-ro-go-nid'-e-um*) [μακρός, long, large; γονή, generation, seed: *pl., Macrogonidia*]. In biology, a gonidium larger than the average.

**Macromania** (*mak-ro-ma'-ne-ah*) [μακρός, large; μανία, madness]. The insane delusion that objects are larger than they really are; or the impression that one's own body or members are much larger than they are.

**Macromaniacal** (*mak-ro-ma-ni'-ak-al*) [μακρός, large; μανία, madness]. Characterized by the insane impression that objects are larger than they really are.

**Macromelia** (*mak-ro-me'-le-ah*), **Macromelus** (*mak-rom'-el-us*) [μακρός, long; μέλος, organ or member]. The excessive development of any organ or member.

**Macromelia** (*mak-ro-me'-le-ah*) [μακρός, long; μήλα, cheek]. Hypertrophy of the cheeks.

**Macromere** (*mak'-ro-mèr*) [μακρός, long; μέρος, part]. In biology, the larger of the two masses into which the vitellus divides in the development of a lamellibranch, termed by Rabe the "vegetative cell." One of the larger blastomeres in a holoblastic telolecithal germ. **M.-plate**, a plate of 16 macromeres arranged on the vegetative side of the germ in the *Ctenophora*.

**Macromyelom** (*mak-ro-mi'-el-on*). See *Metencephalon*.

**Macronemous** (*mak-ro-ne'-mus*) [μακρός, long; νήμα, thread]. Having long tentacles.

**Macronosia** (*mak-ro-no'-ze-ah*) [μακρός, long; νόσος, illness]. A protracted or chronic disease.

**Macronucleus** (*mak-ro-nu'-kle-us*). See *Nucleus*.

**Macronychous** (*mak-ro-nik'-us*) [μακρός, large; ὄνυξ, talon]. Having long nails or claws.

**Macropanencephalus** (*mak-ro-pan-en-sef'-al-us*) [μακρός, large; πᾶν, all; ἐγκέφαλος, brain]. Lissauer's term for a skull in which the angle formed by the junction of the lines joining the hornion to the nasion and to the basion is between 185.5° and 206°.

**Macropetalous** (*mak-ro-pet'-al-us*) [μακρός, long; πέταλον, a leaf]. In biology, having large petals.

**Macrophage** (*mak'-ro-faj*) [μακρός, large; φαγεῖν, to devour]. A large phagocyte. "Metschnikoff's term for certain large leukocytes occurring in structures affected with erysipelas. He believes that they consume and destroy the debris of the dead and dying microphages."

**Macrophagocyte** (*mak-ro-fag'-o-sit*) [μακρός, large; φαγεῖν, to devour; κύτος, a cell]. A large-sized phagocyte, possessed of a single nucleus, and derived from some fixed connective-tissue element.

**Macrophagus** (*mak-roff'-ag-us*). See *Macrophage*.

**Macrophallus** (*mak-ro-fal'-us*) [μακρός, large; φάλλος, penis]. A penis abnormally large or long.

**Macropharynx** (*mak-ro-far'-ingks*) [μακρός, large; φάρυγξ, pharynx]. A large pharynx.

**Macrophonous** (*mak-roff'-o-nus*) [μακρός, large; φωνή, sound]. Loud-voiced.

**Macrophthalmos** (*mak-roff-thal'-mos*) [μακρός, long, large; ὀφθαλμός, eye]. In biology, having large eyes.

**Macrophylline** (*mak-ro-fil'-in*) [μακρός, long, large; φύλλον, a leaf]. In biology, consisting of large leaf-like parts or organs.

**Macrophyllous** (*mak-ro-fil'-us*) [μακρός, long; φύλλον, a leaf]. In biology, having large leaves.

**Macrophysoccephalus** (*mak-ro-fi-so-sef'-al-us*) [μακρός, large; φυσᾶν, to puff up; κεφαλή, head]. 1. Enlargement of the head from emphysema. 2. Caput succedaneum.



**Macropia** (*mak-ro'pe-ah*). See *Megalopsia*.

**Macroplasia** (*mak-ro-pla'ze-ah*) [*μακρός*, large; *πλάσις*, a moulding]. Excessive development of portions of the body.

**Macropneuma, Macropnea** (*mak-ro-nu'-mah, mak-ro'pe-ne-ah*) [*μακρός*, long; *πνεῦμα*, *πνοή*, air, wind]. Deep breathing.

**Macropodal** (*mak-ro'p-o-dal*) [*μακρός*, large; *πούς*, foot]. Large-footed.

**Macropodia** (*mak-ro'pe-de-ah*) [*μακρός*, large; *πούς*, foot]. Excessive size of the feet.

**Macropodous** (*mak-ro'p-o-dus*) [*μακρός*, long; *πούς*, foot]. 1. Large-footed. 2. In biology, applied to leaves with long foot-stalks, or to embryos with peculiarly large radicles.

**Macropous** (*mak'-ro-pus*). See *Macropodal*.

**Macroprosopia** (*mak-ro-pro-so'-pe-ah*) [*μακρός*, large; *πρόσωπον*, face]. A monstrosity with a huge face.

**Macropsia** (*mak-ro'pe-ah*). See *Megalopsia*.

**Macropterous** (*mak-ro'p-ter-us*) [*μακρός*, long; *πτερόν*, wing]. In biology, having long wings; longipennate.

**Macrorhinia** (*mak-ro-rin'-e-ah*) [*μακρός*, large; *ῥίς*, nose]. Congenital hypertrophy of the nose.

**Macrorhis** (*mak'-ro-ris*) [*μακρός*, large; *ῥίς*, nose]. Having a large nose.

**Macrorhynchus** (*mak-ro-rin'-kus*) [*μακρός*, large; *ῥύγχος*, beak]. Large-beaked.

**Macrosclia** (*mak-ro-ske'-le-ah*) [*μακρός*, large; *σκέλος*, leg]. Excessive development of the legs.

**Macroscopic** (*mak-ro-skop'-ik*) [*μακρός*, large; *σκοπεῖν*, to see]. Large enough to be seen by the naked eye; gross; not microscopic. **M. Morbid Anatomy**, naked-eye or gross morbid anatomy.

**Macrosema** (*mak'-ro-se-ma*) [*μακρός*, large; *σημα*, sign, index]. Having an orbital index in excess of 89.

**Macrosiphon** (*mak-ro-si'-fon*) [*μακρός*, long; *σίφων*, siphon]. In biology, applied to the long, horny funnel of certain cephalopods.

**Macrosiphonula** (*mak-ro-si-fon'-u-lah*) [*μακρός*, long; *σίφων*, siphon; *pl.*, *Macrosiphonula*]. In embryology, a larval stage of certain cephalopods characterized by the appearance of the macrosiphon.

**Macrosis** (*mak-ro'-sis*) [*μακρός*, large]. A state of increase in volume.

**Macrosmatic** (*mak-roz-mat'-ik*) [*μακρός*, large; *ὀσμάεσθαι*, to smell]. Having well-developed olfactory organs.

**Macrosomatia** (*mak-ro-so-ma'-she-ah*), **Macrosomia** (*mak-ro-so'-me-ah*) [*μακρός*, large; *σῶμα*, body]. Great or teratic size of body; largeness of body sufficient to constitute a monstrosity.

**Macrosomatous** (*mak-ro-so'-mat-us*) [*μακρός*, large; *σῶμα*, body]. Having a large body. Characterized by an abnormally or teratically large body.

**Macrosomite** (*mak-ro-so'-mit*) [*μακρός*, long; *σῶμα*, body]. In embryology, one of the larger primitive segments or metameres in the embryos of certain insects.

**Macrosporangiphore** (*mak-ro-spo-ran'-je-o-for*) [*μακρός*, long, large; *σπορά*, seed; *ἀγγεῖον*, vessel; *φόρος*, bear]. In biology, the envelop of a macrosporangium.

**Macrosporangium** (*mak-ro-spo-ran'-je-um*) [*μακρός*, long; *σπορά*, seed; *ἀγγεῖον*, vessel; *pl.*, *Macrosporangia*]. In biology, a sporangium containing macrospores; a megasporangium, oösporangium, or gonotheca.

**Macrospore** (*mak'-ro-spor*) [*μακρός*, long; *σπορά*, seed]. In biology: (a) a spore of relatively large size; (b) one of the larger anisospores arising in the reproduction of colony-forming Radiolarians.

**Macrosporophyl** (*mak-ro-spo'-r-phil*) [*μακρός*, long, large; *σπορά*, seed; *φύλλον*, leaf]. The leaf bearing the macrosporangium in the higher Pteridophyta.

**Macrostoma** (*mak-rost'-to-mah*) [*μακρός*, large; *στόμα*, mouth]. Congenital fissure of the angle of the mouth, producing a large opening.

**Macrostomatous** (*mak-ro-sto'-mat-us*) [*μακρός*, large; *στόμα*, mouth]. Large-mouthed.

**Macrostomia** (*mak-ro-sto'-me-ah*) [*μακρός*, large; *στόμα*, mouth]. Excessive size, or width, of the mouth, or of the oral fissure.

**Macrostyle** (*mak'-ro-stil*) [*μακρός*, long; *στῦλος*, pillar]. In botany, having a relatively long style.

**Macrostylospore** (*mak-ro-sti'-lo-spor*) [*μακρός*, long, large; *στῦλος*, pillar; *σπορά*, seed]. In biology, a relatively large stylospore.

**Macrotis** (*mak-ro'-tiz*) [*μακρός*, large; *οὖς*, ear]. One having large ears.

**Macrotin** (*mak'-ro-tin*) [*μακρός*, large; *οὖς*, ear]. A resin extracted from *cimicifuga* by alcohol, and precipitated by water. See *Cimicifuga*.

**Macrotoime** (*mak'-ro-tim*) [*μακρός*, long; *τομή*, a cutting]. A saw-box; a box used for the division of the cranium in post-mortem examination of the brain.

**Macrozoögonidium** (*mak-ro-zo-o-go-nid'-e-um*) [*μακρός*, long, large; *ζῶον*, an animal; *γονή*, seed; *pl.*, *Macrozoögonidia*]. In biology, a relatively large zoögonidium.

**Macrozoöspore** (*mak-ro-zo'-o-spor*) [*μακρός*, long; *ζῶον*, an animal; *σπορά*, seed]. In biology, a relatively large form of zoöspore.

**Macula** (*mak'-u-lah*) [*L.*: *pl.*, *Macula*]. A spot or discoloration of the skin, not elevated above the surrounding level. It may be of various sizes, shapes, and tints, and is due to hyperemia, to extravasation of blood and blood coloring-matter, to dilatation of the cutaneous vessels, or to changes in the pigmentation of the skin. **M. acusticæ**, the terminations of the auditory nerve in the sacculæ and utricle. **M. albida**, leukoderma. **M. artificialis**, a spot produced artificially in order to deceive. **M. aurea**, the central fovea of the retina. **M.**, **Cerebral**. See *Tâche cérébrale*. **M. cerulea**, a dark spot occurring on a skin infested with parasites. **M. cornæ arcuata**, the arcus senilis. **M. cribrosa**, a name given to the perforations of the *fovea hemispherica* for the passage of the filaments of the auditory nerve. **M. flava**. See *M. lutea*. **M. folliculi**, the stigma of the Graafian vesicle. **M. fusca**, a spot due to diseases characterized by pigmentation, as lentigo and chloasma. **M.**, **Germinal**, the small spot constituting the germinal vesicle or nucleus of the ovum. **M. hepatica**, a liver-spot, including pigmentary spots due to various diseases. **M. lata plateri**, an obscure disease of the skin, sometimes epidemic, characterized by burning, red spots and pustulation. **M. lenticularis**, a lenticular spot; the roseola of typhoid fever. **M. livida**, a hemorrhagic or purpuric spot. **M. lutea**, the yellow spot of the retina, called, sometimes, the *spot of Sammering*, but usually called simply the *macula*. The depression in its center is called the fovea centralis. It is the point of clearest vision and is pierced by the visual axis. **M. materna**, birth-mark, or nevus. **M. nigra**, a disease of the skin associated with very dark spots of pigmentation. **M. ocularis**, the eye-spot of the Protozoa, Cnidaria, Platodes, and Crustacea. **M.**, **Roberts'**, a heaping up of pigment in a part of a red corpuscle when a dilute solution of tannic acid is added to the blood. **M. solaris**, a freckle. **M. syphilitica**, the coppery stain of the skin left by a syphiloderm.

**Macular** (*mak'-u-lar*) [*macula*, spot]. Exhibiting or characterized by maculae. Pertaining to the *Macula lutea*.

**Maculate** (*mak'-u-lät*) [*maculatus*, p.p. of *maculare* to spot]. In biology, blotched or spotted.

**Maculation** (*mak-u-la'-shun*) [*maculatio*, a spotting]. The state or quality of being spotted; the formation of maculae; a spot or macula.

**Macule** (*mak'-ul*) [*macula*, a spot]. See *Macula*.  
**M., Gonorrheal**, Sängser's term for the purplish-red areola resembling a flea-bite, surrounding the orifice of the duct of Bartholin's gland in gonorrheal vaginitis.

**Maculiform** (*mak-u'-lif-orm*) [*macula*, spot; *forma*, form]. Resembling a macula.

**Maculose, Maculous** (*mak'-u-lös, mak'-u-lus*). See *Macular*.

**Mad** [*ME., made, mad*]. 1. Disordered in intellect; insane. 2. Furious from disease; rabid. **M.-doctor**, an alienist. **M.-house**, an asylum for the insane. **M.-man**, an insane person. **M. Staggers**, the enzoötic cerebritis of horses. See *Staggers*. **M.-stone**, according to popular superstition, a small stone believed to possess the property of absorbing the poison (especially snake-poison) or disease from wounds, made, e. g., by poisoned arrows, or morbid parts. It is called also *Snakestone*. Galen believed that certain medicines attract poisons as the magnet does iron. Most madstones are an aluminous shale, or other absorptive substance.

**Madar** (*mad-ar'*), **Mudar** (*mu-dar'*) [Hind., *madār*]. The shrubs *Calotropis gigantea*, and *C. procera*, of India; also their bark, leaves, flowers, fruits, and juice, which are tonic, alterative, and emetic; it is used in Asia in a wide range of diseases. Unof., except in the Indian Pharmacopeia. *C. gigantea* yields *Madar-alban*, a colorless crystalline substance soluble in the alkalies, but not in water; and *Madar-fluavil*, a yellowish, viscid body, soluble in cold alcohol, in ether, and in benzene, insoluble in water, in acids, and in alkalies.

**Madarosis** (*mad-ar-o'-sis*) [*μαδάρωσις*; *μαδαρός*, bald]. Loss of the eyelashes or hairs of the eyebrows.

**Madarotic** (*mad-ar-o'-ik*), **Madarous** (*mad'-ar-us*) [*μαδάρωσις*; *μαδαρός*, bald]. Affected with or relating to madarosis.

**Madder** (*mad'-er*) [*ME., moder, madder*]. The plant *Rubia tinctorum*; also its root, well-known as a dye-stuff. It was formerly considered emmenagogue and diuretic. Unof. See also *Pigments, Conspectus of*. **M.-brown**, **M.-carmin**, **M.-orange**, **M.-purple**. See *Pigments, Conspectus of*. **M.-red**. Same as *Madder*. **M.-yellow**. See *Pigments, Conspectus of*.

**Maddox Test, or Maddox Glass-rod Test**. A test of heterophoria by means of a short cylinder of transparent glass about one-eighth of an inch long, fitted into a slot in an opaque disc to be set in the trial-frame before one eye, with a colored plano lens before the other eye. The rod converts the image of a distant flame into a thin line of light. The relative position of the two images thus formed permits the measure of imbalance of the muscles.

**Madefaction** (*mad-e-fak'-shun*) [*madefacere*, to moisten]. The act of moistening.

**Madeira** (*mad-a'-rah*) [Pg., *madeira*, wood]. A fine sherry wine from the island of Madeira.

**Maderna** (*mad-er'-nah*). Synonym of *Madarosis*.

**Madescant** (*mad-es'-ent*) [*madescere*, to become wet]. Becoming moist.

**Madesis** (*mad-e'-sis*). Synonym of *Madarosis*.

**Madidans** (*mad'-id-anz*) [L.]. Weeping, oozing. See *Eczema madidans*.

**Madisis** (*mad'-is-is*). Synonym of *Madarosis*.

**Madisterion, Madisterium** (*mad-is-ter'-e-on, mad-is-ter'-e-un*) [*μαδιστήριον*, from *μαδίζειν*, to pluck bare]. Epilating-forceps.

**Madness** (*mad'-nes*). See *Insanity* and *Mania*.

**Madrid Colic**. See *Colic*.

**Madura Foot**. See *Foot*, *Fungus*.

**Mæia** (*me-i'-ah*) [*μαῖα*, from *μαίεσθαι*, to act as a midwife]. An old synonym of *Obstetrics*.

**Mæleutherosis** (*me-el-u-ther-o'-sis*) [*μαῖά*, midwife; *ἐλευθέρωσις*, a freeing]. Delivery by the aid of a midwife. (Obs.)

**Mæuma** (*me-e-u'-mah*) [*μαῖευμα*, from *μαίεσθαι*, to act as midwife]. The newly-born babe. (Obs.)

**Mæusiomania** (*me-u-se-o-ma'-ne-ah*). See *Mainisio-mania*.

**Mæusiophobia** (*me-u-se-o-fo'-be-ah*). See *Mainisio-phobia*.

**Mæusis** (*me-u'-sis*) [*μαῖεσις*, from *μαίεσθαι*, to act as midwife]. Delivery.

**Mæuter, Mæutes** (*me-u'-ter, me-u'-tēz*) [*μαῖεῦτηρ, μαῖεῦτηρ*, from *μαίεσθαι*, to act as midwife]. An obstetrician; accoucheur. (Obs.)

**Mæutics** (*me-u'-tiks*). See *Maiutics*.

**Mæutria** (*me-u'-tre-ah*) [*μαῖεῦτρία*, from *μαίεσθαι*, to act as midwife]. Midwife. (Obs.)

**Mæutric** (*me-u'-trik*) [*μαῖεῦτρία*, midwife]. Pertaining to a midwife. (Obs.)

**Mæna** (*me'-nah*) [*μαῖνη*, a small sea-fish]. A species of herring. The brine from the salted fish has been employed as a dressing for gangrenous ulcers.

**Magdala Red** (*mag-da'-lah*). See *Naphthalene-red*.

**Magdaleon** (*mag-da'-le-on*), **Magdalia** (*mag-da'-le-ah*) [*μαγδαλῶνα*, from *μάσσειν*, to knead]. A bread-pill or bolus; a roll of plaster.

**Magendie, Foramen of**. See *Foramina, Table of*. **M.'s Solution**. See *Morphin*.

**Magenta** (*ma-jen'-tah*) [from a town in Italy]. A coal-tar dye; one of the forms of anilin-red; properly, a hydrochlorid of rosanilin. From it fuchsin and a large number of other dyes are prepared. One of the peculiar and somewhat glaring red tints which it produces is also called magenta. See *Fuchsin*, and *Pigments, Conspectus of*.

**Maggot** (*mag'-ot*) [*ME., magot, maggot*]. 1. The larva of any insect, as a fly, that burrows in wounds or ulcers. Maggots are especially annoying in military practice and in hot countries. 2. A whim or fixed idea dominant in the mind, as of an insane or paranoiac person.

**Magistry** (*maj-is'-ter-e*) [*magisterium*, masterpiece]. Formerly, a preparation considered to have especial virtue as a remedy. **M. of bismuth**, the subnitrate of bismuth. **M. of tin** (*M. Jovis*), precipitated stannous oxid.

**Magistral** (*maj'-is-tral*) [*Magister*, a master]. A term employed to denote those medicines that are prepared on prescription, in distinction from those prepared or sold without the physician's order.

**Magma** (*mag'-mah*) [*μάγμα*, mass; *pl., Magmata*]. Sediment, dregs; any pulpy mass.

**Magmatic** (*mag-mat'-ik*), **Magmoid** (*mag'-moid*) [*μάγμα*, mass]. Of the nature of or resembling a magma.

**Magnesia** (*mag-ne'-ze-ah*) [*μάγνηξ*, magnet; *gen. Magnesice*]. Magnesium oxid, MgO. **M. White**, magnesium carbonate. See *Magnesium*.

**Magnesian** (*mag-ne'-ze-an*). See *Magnesian*.

**Magnesian** (*mag-ne'-ze-an*). See *Magnesian*.

**Magnesium** (*mag-ne'-zik*) [*μαγνησία*, from *μάγνηξ*, magnet]. Pertaining to or containing magnesium.

**Magnesium** (*mag-ne'-ze-un*) [*μαγνησία*, magnet; *gen., Magnesii*]. Mg; atomic weight 24.3; quantivalence 11; spec. gravity 1.75. One of the metals of the alkaline earths, widely distributed in inorganic nature and forming also a constituent of animal and vegetable tissues. See *Elements, Table of*. The physiologic effects of its salts are antacid and laxative. Various salts are



extensively used in medicine. **M. boratis**, Liquor (B. P.), contains one part of boric acid in six. It is recommended as a paint in diphtheria. **M. carbonas**, (Mg. CO<sub>3</sub>)<sub>4</sub>Mg. (H<sub>2</sub>O)<sub>2</sub>. 5H<sub>2</sub>O. Dose gr. x-3j. **M. carb.**, Liquor (B. P.) Dose 3j-ij. **M. citras effervescens granulatus**, a preparation dissolving in water with effervescence. **M. citras granulatus**, "granulated citrate of magnesia," combined with citric acid, sugar, sodium bicarbonate, alcohol, and water. Dose 3ij-3j. **M. citratis**, Liq., contains M. carbonate gr. 200, citric acid gr. 400, syr. of citric acid gr. 1200, potassium bicarbonate gr. 30, water q. s. ad. 3xij. Dose 3iv-vj. **M. oxid.**, Mg. O, magnesia, the oxid of the metal, a constituent of several laxative mixtures. Dose gr. x-3j. **Magnesia ponderosa**, heavy or calcined magnesia. Dose gr. x-3j. **M. sulphas**, Mg. SO<sub>4</sub>. 7H<sub>2</sub>O, "Epsom salt," "salts," much used as a popular purgative. Dose 3j-3j. **M. sulphat.**, Enema (B. P.), composed of sulphate of magnesium one part, olive oil one part, starch mucilage 15 parts. **M. sulphis**, MgSO<sub>3</sub>. 6H<sub>2</sub>O. Dose gr. x-xxx. **M., Trochisci**, each contains magnesia gr. iij, nutmeg, gr.  $\frac{1}{100}$ , sugar, tragacanth, water, q. s.

**Magnet** (*mag'-net*) [from *μαγνησία*, *Magnesia*, a district in Asia Minor, where loadstone was first found]. Loadstone, a magnetic oxid of iron. A body having the power to attract the unlike pole of another magnet, or to repel the like pole, and also to attract easily-magnetizable bodies. A body having a magnetic field. **M., Electro-**, a piece of soft iron temporarily magnetized by induction or by insertion into a helix. **M., Gruening's**, an instrument consisting of several magnetized steel rods, used for the removal of iron and steel particles from the eye. **M., Horse-shoe**, an iron magnet having the shape of a horse-shoe. **M.-operation**, the operation of removing foreign bodies of steel from the eye by the aid of a magnet. **M., Permanent**, one the magnetic properties of which are permanent, in contradistinction to **M., Temporary**, which derives its magnetism from another magnet or from a galvanic current.

**Magnetic** (*mag-net'-ik*) [*μαγνητικός*, *magnetic*]. Pertaining, or belonging, to a magnet. Possessed of magnetism. **M. Axis**, the line joining the poles of a magnet. **M. Field**, a space traversed by lines of magnetic force.

**Magnetism** (*mag'-net-izm*) [*μαγνής*, *magnet*]. The peculiar power possessed by the loadstone or natural magnet, and, under certain conditions, by other mineral substances, to attract or repel other masses. The science that treats of the nature and properties of magnets and the magnetic field. **M., Animal**, an empiric term for hypnotism. See *Somnambulism* and *Hypnotism*.

**Magnetization** (*mag-net-iz-a'-shun*) [*μάγνης*, *magnet*]. The process of rendering a substance magnetic.

**Magneto-electric** (*mag-net'-o-e-lek'-triē*) [*μάγνης*, *magnet*; *ἤλεκτρον*, *amber*]. Relating to magneto-electricity.

**Magneto-electricity** (*mag-net'-o-e-lek-tris'-it-e*) [*μάγνης*, *magnet*; *ἤλεκτρον*, *amber*]. Electricity produced by means of a magnet.

**Magnetograph** (*mag-net'-o-graf*) [*μάγνης*, *magnet*; *γράφειν*, to write]. An instrument for determining the intensity of magnetic action.

**Magneto-induction** (*mag-net'-o-in-duk'-shun*) [*μάγνης*, *magnet*; *inductio*, *induction*]. The production of an induced current by the insertion of a magnet within a coil of wire.

**Magnetology** (*mag-net-ol'-o-jē*) [*μάγνης*, *magnet*; *λόγος*, *science*]. The science of magnets and magnetism.

**Magnetometer** (*mag-net-om'-et-er*) [*μάγνης*, *magnet*;

*μέτρον*, a measure.] A series of magnets suspended so as to record graphically variations in direction and intensity of magnetic force.

**Magneto-therapy** (*mag-net'-o-ther'-ap-e*) [*μάγνης*, *magnet*; *θεραπεία*, *treatment*]. The use of the magnet in hypnotic therapeutics.

**Magniductor** (*mag-ne-duk'-tor*) [*magnus*, *great*; *ductor*, a leader]. The adductor magnus of the thigh.

**Magnification** (*mag-nif-ik-a'-shun*) [*magnificare*, to magnify]. In microscopy, the result obtained by dividing a linear dimension of the image by the corresponding linear dimension of the object magnified.

**Magnify** (*mag'-nif-i*) [*magnificare*, to magnify]. To make greater.

**Magnifying** (*mag'-nif-i-ing*) [*magnificare*, to magnify]. Making greater. **M. Power**. See *Magnification*.

**Magnum** (*mag'-ne-un*). Synonym of *Magnesium*.

**Magnolia** (*mag-no'-le-ak*) [after Pierre *Magnol*, a French botanist]. A genus of trees. The bark of *M. glauca*, the common swamp sassafras, and several other species of the same genus are used in medicine. *Magnolia* is an aromatic, bitter tonic, popular as a remedy in rheumatism and malarial fevers. Dose 3ss-j. Unof.

**Magnolin** (*mag-no'-lin*) [after Pierre *Magnol*, a French botanist]. A crystalline substance found in the fruit of *magnolia*.

**Magnum**, or **Os magnum** [L. for "great bone"]. The largest bone in the distal row of the carpus situated between the unciform and the trapezoid bones.

**Magnus's Law**. See *Law*. **M.'s Method**, in obstetrics, a method of bringing down the arms of the fetus after version. When the arms are about the neck, the hand should be introduced in the ordinary method, two or three fingers being placed on the superior edge of the scapula, which is gently pressed downward. This will cause the arms to move suddenly and to come down without further help. **M.'s Sign**. See *Death*.

**Máhámari** (*mah-hah-mah'-re*) [E. Ind.]. Synonym of the *Plague*, *q. v.* See *Pali*.

**Mahua** (*mah'-u-ah*). See *Bassia*.

**Maid, Maiden** (*māid*, *ma'-den*) [ME., *maide*, *maiden*, a maid]. A young unmarried woman; a virgin. **Maidenhead**, popular expression for maidenhood; virginity; also the hymen.

**Maidismus** (*ma-id-iz'-mus*) [*mays*, *maidis*, *maize*]. Maize-poisoning, or pellagra.

**Maieutherosis** (*ma-el-u-ther-o'-sis*) [*μαία*, *midwife*; *ἐλευθέρωσις*, *delivery*]. Delivery by the aid, or with the attendance, of a midwife.

**Maieusiomania** (*ma-u-se-o-ma'-ne-ah*) [*μαίενους*, *delivery*; *μανία*, *madness*]. Puerperal insanity.

**Maieusiophobia** (*ma-u-se-o-fo'-be-ah*) [*μαίενους*, *child-birth*; *φόβος*, *fear*]. Morbid dread of childbirth.

**Maieutics** (*ma-u'-tik-s*) [*μαίεῦτις*, an obstetrician; *μαϊευτική*, *obstetrics*]. Midwifery; obstetrics.

**Maignen's Compound**. Powdered charcoal and lime supported on asbestos-cloth and used for filtration. It is employed in disinfecting sewage.

**Mailed** (*māid*) [ME., *maile*, a link]. In biology, provided with some kind of protective or defensive coat, as of scales or plates; loricate; lepidote.

**Maim** (*mām*) [ME., *mainen*, to mutilate]. 1. To disable by mutilation. 2. A crippling. 3. See *Mayhem*.

**Main de la griffe, Main en griffe**. See *Atrophy, Progressive Muscular*, and *Claw-hand*.

**Maisonneuve's Bandage**. See *Bandage*.

**Maissiat's Band**. A firm; dense portion of the fascia lata of the thigh passing down to become attached

- to the outer tuberosity of the tibia; the ilio-tibial band. It helps to limit adduction of the thigh.
- Maize** (*māz*) [W. Ind., *mahiz*, maize]. 1. Indian corn. See *Zea mays*. 2. A coal-tar color, used in dyeing silk and wool reddish-yellow in an acid bath. It is the sodium salt of the disulphonic acid of azoxy-stilbene, and is called *Sun-yellow*. **M.-poisoning**. See *Pellagra*.
- Maizena** (*ma-ze'-nah*) [W. Ind., *mahiz*, maize]. A flour made from maize.
- Maizenic Acid** (*ma-zen'-ik*). See *Acid*.
- Make** (*māk*) [ME., *maken*, to make]. "The make," a colloquialism for designating the making of the electric current by applying the electrode to the conducting surfaces of the body. Interruption of the current is called "*the break*."
- Makrantrus**. See *Macrantrus*.
- Makrencephalus**. See *Macrencephalus*.
- Makrencranus**. See *Macrencranus*.
- Makro-** (*mak'-ro-*). See *Macro-*.
- Makrodaktylia** (*mak-ro-dak-til'-e-ah*). See *Macro-daktylia*.
- Makropsia** (*mak-rop'-se-ah*). See *Megalopsia*.
- Makrosomia** (*mak-ro-so'-me-ah*). See *Macrosomia*.
- Mal** [*malum*, evil, disease]. Disease. See *Epilepsy*.
- M. de mer**. See *Sea-sickness*. **M. de dent**, odontalgia.
- Mala** (*mal'-lah*) [L.: *pl.*, *Male*]. 1. The cheek-bone or prominence of the cheek. 2. Plural of *Malum*, the cheek. In biology, one of the inner lobes of the maxilla of certain coleopterous larvæ (Schrödt).
- Malabar, Leprosy of**. Synonym of *Elephantiasis arabum*. **M. Nut**. See *Adhatoda vasica*. **M. Ulcer**. See *Phagedana tropica*.
- Malacarne, Antrum of**. See *Antrum*. **M.'s Pyramid**, the posterior extremity of the pyramid of the cerebellum.
- Malachite-green**. See *Pigments, Conspectus of*.
- Malacia** (*mal-a'-se-ah*) [*μαλακία*, a softening]. Any morbid softening of tissue. Also, a depraved appetite. **M., Amphibletroid**, softening of the retina. **M. cordis**. See *Myomalacia*. **M., Halisteretic**, malacia characterized by the absorption of the lime-salts of the bones.
- Malacismus** (*mal-as-iz'-mus*). See *Malacia*.
- Malacocataracta** (*mal-ak-o-kat-ar-ak'-tah*) [*μαλακός*, soft; *καταράκτης*, cataract]. A soft cataract.
- Malacogaster** (*mal-ak-o-gas'-ter*) [*μαλακία*, a softening; *γαστήρ*, stomach]. Softening of the gastric walls. A synonym of *Gastromalacia*.
- Malacoid** (*mal'-ak-oid*) [*μαλακός*, soft; *εἶδος*, form]. In biology, applied to organisms, organs, or tissues of soft texture.
- Malacology** (*mal-ak-ol'-o-je*) [*μαλάκια*, soft-bodied animals; *λέγειν*, to speak]. In biology, that department of science that deals with the *Mollusca*; conchology.
- Malacoma** (*mal-ak-o'-mah*) [*μαλακός*, soft; *pl.*, *Malacomata*]. The softening of any organ or part of the body. Also, a synonym of *Molluscum sebaceum*.
- Malacophonous** (*mal-ak-off'-o-nus*) [*μαλακός*, soft; *φωνή*, voice]. Soft-voiced.
- Malacosarcosis** (*mal-ak-o-sar-ko'-sis*) [*μαλακός*, soft; *σάρξ*, flesh]. Softness of tissues, as of muscle.
- Malacosis** (*mal-ak-o'-sis*) [*μαλακός*, soft]. The condition distinguished by the abnormal softening of the tissues of any part of the body. Also, the process of malacoma. **M. cordis**. See *Myomalacia*.
- Malacosomous** (*mal-ak-o-so'-mus*) [*μαλακός*, soft; *σῶμα*, body]. Soft-bodied.
- Malacosteon** (*mal-ak-os'-te-on*). See *Osteomalacia*.
- Malacostome** (*mal-ak-os'-tōm*) [*μαλάκια*, a kind of mollusc; *στόμα*, mouth]. In biology, the mouth of a mollusc (L. Agassiz). Cf. *Actinostome*.
- Malacostomous** (*mal-ak-os'-to-mus*) [*μαλακός*, soft; *στόμα*, mouth]. In biology, applied to animals having a soft or unarméd mouth.
- Malacotomy** (*mal-ak-ot'-o-me*) [*μαλακός*, soft; *τομή*, a cutting]. In biology, the anatomy of the mollusca; incision of the abdomen; celiotomy.
- Malacozoön** (*mal-ak-o-zo'-on*) [*μαλακός*, soft; *ζῷον*, animal]. A soft animal; a mollusc.
- Malactic** (*mal-ak'-tik*) [*μαλακτικός*]. Emollient; softening.
- Malady** (*mal'-ad-e*) [*malum*, evil]. Any illness or disease. **M., Cheyne's English**, hypochondriasis.
- M., Post-boys'**, aneurysm of the aorta, comparatively common among mounted mail-carriers.
- Malagma** (*mal-ag'-mah*) [*μάλαγμα*, a poultice: *pl.*, *Malagmata*]. See *Poultice*.
- Malaguti's Law**. See *Law*.
- Malaise** (*mal-āz'*) [Fr., *malaise*]. A general feeling of illness, accompanied by restlessness and discomfort; dysphoria.
- Malapin** (*mal'-ak-in*). The salicyl-derivative of parphenetidin. A synthetic product allied to phenacetin, and recommended as an antirheumatic, antipyretic, and antineuralgic. It appears in the form of small, light yellow, fine needles that melt at 197.6° F., insoluble in water, but fairly soluble in hot alcohol. Dose, from 60 to 90 grains daily. Unof.
- Malamid** (*mal'-am-id*) [*μᾶλον*, an apple; *amid*], C<sub>4</sub>H<sub>4</sub>O<sub>3</sub>N<sub>2</sub>; a substance formed by the action of ammonia upon dry ethyl malate. It occurs in large crystals, and when heated with water it breaks up into malic acid and ammonia.
- Malandria** (*mal-an'-dre-ah*). See *Mallenders*.
- Malar** (*mal'-lar*) [*mala*, cheek]. Pertaining to the cheek-bone. **M. Bones**, the two cheek-bones. **M. Foramen**. See *Foramina, Table of*. **M. Points**. See *Cranimetric Points*.
- Malaria** (*mal-a'-re-ah*) [It., *mala aria*, bad air]. See *Malurial Fever*. **M., Bacillus of**. See *Bacillus of Malaria*, in *Bacteria, Synonymatic Table of*. **M., Hematozoön of**, **M. Plasmodium of**. See *Malarial Fever and Polimitis malarie*, under *Parasites (Animal)*, *Table of*. **M., Larval**, a masked form of intermittent fever.
- Malarial** (*mal-a'-re-al*) [It., *mala aria*, bad air]. Pertaining to malaria. **M. Cachexia**, a chronic form of malaria characterized by anemia, general failure of health, a sallow complexion, and enlargement of the spleen. **M. Fever**, a generic name for a group of diseases associated with the presence in the blood of the *Polimitis malarie*, and characterized by paroxysmal periodicity, enlargement of the spleen and liver, melanemia, and the presence in the blood, free or within the red corpuscles, of parasites (plasmodia) that exert a deleterious influence upon the red cells. The paroxysms may be *intermittent*, *remittent* or *irregular*. If repeated daily the fever is designated *quotidian*; if on alternate days, *tertian*; if with an interval of two days, *quartan*. If two paroxysms occur daily the fever is designated a *double quotidian*. There may be a *double tertian* form, a paroxysm occurring daily, but only those of alternate days being alike; a *double quartan* form, and others. When the paroxysms succeed one another so closely that the cold-stage of one begins before the sweating-stage of its predecessor ends, the fever is designated *subintraant*. A typical malarial paroxysm consists of a *cold stage*, a *hot stage*, and a *sweating stage*, occurring in the sequence given. *Intermittent fever* is characterized by the occurrence of a complete intermission of the



symptoms in the interval between two paroxysms, the temperature becoming normal or subnormal. In *remittent fever* there is only an amelioration of the symptoms in the intervals. *Hemorrhagic malarial fever* is a grave form of malarial intoxication in which the height of the paroxysm is characterized by headache, severe pain in the back, nausea, vomiting, decided jaundice, and hemorrhages from various mucous surfaces, particularly from the kidneys. In certain localities in which the malarial organisms are exceedingly numerous or intensely virulent the attack displays a *pernicious* tendency. Of this type there may be a *cerebral* form, characterized either by delirium and excitement, or by coma and depression; a *thoracic* form, in which the respiration is accelerated and there is an urgent sense of the need of air; a *gastro-intestinal* form, attended with nausea, vomiting, jaundice, and diarrhea; or an *asthenic* or *algid* form, in which there is a condition of marked debility and a striking coldness of the surface and of the breath. To the irregular manifestations of malarial poisoning, sometimes acute, but more frequently subacute or chronic, which do not at any time present the classical association of chill, fever and sweat, the designation of "*dumb ague*" is given. The enlargement of the spleen in a case of chronic malaria or of malarial cachexia is sometimes designated "*ague cake*." **M. Hematuria**, the presence of blood in the urine as a result of malarial poisoning. See *Malarial Fever*. **M. Neuralgia**, neuralgia due to malarial intoxication. **M. Purpura**, a purpuric eruption produced by the presence of the malarial poison in the blood. **M. Yellow Fever**. See *Hematuria*, *Malarial*.

**Malarious** (*mal-a'-re-us*). See *Malarial*.

**Malaris** (*ma-lar'-is*) [*mala*, cheek]. A part of the orbicularis palpebrarum muscle, taking its origin from the lower inner margin of the orbit and the adjacent portion of the nose, and inserted near the origin of the zygomaticus major.

**Malassez's Disease**. Cyst of the testicle. See *Diseases*, *Table of*.

**Malassimilation** (*mal-as-im-il-a'-shun*) [*malus*, bad; *assimilatio*, likeness]. A defective condition of the digestive system in which nutriment is not properly digested and absorbed.

**Malate** (*mal'-ät*) [*μάλον*, an apple]. A salt of malic acid.

**Malaxation** (*mal-aks-a'-shun*) [*malaxatio*; *malaxare*, *μαλάσσειν*, to soften]. 1. The kneading of medicine in pharmacy. 2. Massage, as of the eyeball, or of a tumor. See *Pétrissage*.

**Malaxis** (*mal-aks'-is*). Synonym of *Malacia*.

**Malayan Idiocy**. See *Idiocy*, *Ethnic*.

**Male** (*mäl*) [ME., *male*, male]. The masculine sex, or that which pertains to that sex. In botany, applied to flowers with stamens, but without ovaries. **M. Blade**, the sliding blade of a lithotrite; the blade of an obstetric forceps that bears the key. **M. Fern**, the *Aspidium filix mas*. **M. Organ**, the penis. **M. Uterus**, a term that has been applied to the prostate gland. See *Reproductive Organs*.

**Maleate** (*mal'-e-ät*) [*μάλον*, apple]. A salt of maleic acid.

**Maleic Acid** (*mal'-e-ik*) [*μάλον*, apple],  $C_4H_4O_4$ . A dibasic acid, obtained from malic acid by distillation.

**Malella** (*mal-el'-ah*) [dim. of *mala*, jaw: *pl.*, *Malellæ*]. In biology, one of two movable toothed appendages of the mouth-parts of a myriapod.

**Malen** (*ma'-len*) [*mala*, cheek]. Belonging to the malar bone in itself.

**Malformation** (*mal-for-ma'-shun*) [*mal*, ill; *formatio*, a forming]. In embryology and teratology, an abnor-

mal development or formation of the whole or parts of the fetus. Malformations, according to Hirst and Piersol, may be grouped into the following classes: 1. Those produced by variations in growth, either excessive or arrested. 2. Those produced by the defective union of component embryonic parts. 3. Those produced by cleavage (either partial or complete) of the primary embryonal cell-masses. **M., Congenital**, faulty development present at birth.

**Malgaigne's Apparatus**. An apparatus for correcting forward displacement of the upper fragment in fracture of the thigh. **M.'s Hernia**. See *Hernia*, *Congenital*. **M.'s Hooks**, an instrument for holding the parts



MALGAIGNE'S HOOKS.

of a fractured patella in apposition, for the purpose of aiding union.

**Malgenic** (*mal-jen'-ik*) [*malum*, evil; *γεννᾶν*, to beget]. Producing disease.

**Malia** (*mal'-e-ah*). Synonym of *Equinia*.

**Maliasmus** (*mal-e-as'-mus*). Synonym of *Glanders*.

**Malic Acid** (*mal'-ik*). See *Acid*.

**Malice Prepense** [Fr., *malice*, evil; *prepenser*, to premeditate]. In law, a premeditated determination to commit a crime.

**Malign** (*mal-in'*). See *Malignant*.

**Malignancy** (*mal-ig'-nan-se*) [*malignitas*, from *malus*, evil]. The quality of being malignant.

**Malignant** (*mal-ig'-nant*) [*malus*, evil]. A term applied to diseases that increase in intensity with rapidity, or that proceed to a fatal end. **M. Edema**. See *Edema*. **M. Fever**. Synonym of *Typhus Fever*. **M. Papillary Dermatitis**, or **Paget's Disease of the Nipple**. See *Dermatitis*, *Carcinoma*, and *Paget's Disease*, in *Diseases*, *Table of*. **M. Pustule**. Synonym of *Anthrax*. **M. Tumor**; in general, carcinomatous and sarcomatous growths are classed as malignant. **M. Vesicle**. Synonym of *Anthrax*.

**Malignity** (*mal-ig'-nit-e*). Synonym of *Malignancy*.

**Malingering** (*mal-in'-jer-er*) [Fr., *malingier*]. A term applied to one who feigns illness or defect.

**Malingering**, **Malingery** (*mal-in'-jer-ing*, *mal-in'-jer-e*) [Fr., *malingier*]. The feigning of disease.

**Malipedes** (*mal-ip'-id-ēz*) [*mala*, jaw; *pes*, foot]. In biology, the fourth and fifth pair of cephalic appendages of the *Chilopoda*, among Myriapods.

**Malis** (*mal'-lis*) [*μάλις*]. A name vaguely applied to various diseases, generally of the skin, and especially to such as are due to vermin, or to parasitic worms that burrow in the skin.

**Malleability** (*mal-e-ab-il'-it-e*) [*malleus*, hammer]. The quality of being malleable.

**Malleable** (*mal'-e-a-bl'*) [*malleus*, hammer]. Capable of being beaten or rolled into thin sheets; applied especially to metals.

**Malleal**, **Mallear** (*mal'-e-al*, *mal'-e-ar*) [*malleus*, hammer]. Relating to the malleus.

**Malleation** (*mal-e-a'-shun*) [*malleatio*; *malleus*, hammer]. A spasmodic action of the hands, consisting in continuously striking any near object. It is a symptom of chorea, and other nervous disorders.

**Malledius** (*mal-e'-de-us*) [*malleus*, hammer; *stapes*, stirrup]. The tensor tympani muscle.

**Malleiform** (*mal-e'-if-orm*) [*malleus*, hammer; *forma*, form]. Hammer-shaped.

**Mallein** (*mal'-e-in*) [*malleus*, farcy]. A fluid obtained from potato-cultures of the *Bacillus mallei*, the microorganism of glanders. When injected into the circulation of a glandered animal, it causes an elevation of temperature, and on account of this property it has been recommended for use in the early diagnosis of farcy or glanders.

**Mallenders** (*mal'-en-derz*) [*malandria*, blisters on the neck]. A kind of eczema or scab above the fore-foot, and about the knee of the horse.

**Malleo-incudal** (*mal'-e-o-ing'-ku-dal*) [*malleus*, hammer; *incus*, anvil]. Relating to the malleus and the incus.

**Malleolar** (*mal'-e'-o-lar*) [*malleolus*, little hammer]. Relating to a malleolus.

**Malleolus** (*mal'-e'-o-lus*) [dim. of *malleus*, hammer: *pl.*, *Malleoli*]. A part of a process or bone having a hammer-head shape. In biology, a layer or bent-down shoot which emits roots at the notched bend. **M.**, **External**, a name by which the lower extremity of the fibula is known. **M.**, **Internal**, the pyramidal process of the internal surface of the lower extremity of the tibia.

**Mallet** (*mal'-et*) [OF., *mallet*, a hammer]. A small wooden hammer. **M.**, **Automatic**, an instrument operated by the action of a steel spiral spring, and used for condensing gold in filling teeth. **M.**, **Electromagnetic**, a dental mallet operated by electricity. **M.-finger**. See *Finger*. **M.**, **Hyde's Pneumatic**, a dental mallet with an air-pump attached, which is operated by the foot, revolving a fly-wheel and a drive-wheel. **M.-toe**, a deformity of a toe characterized by deficient extension or undue flexion of the terminal phalanx.

**Malleus** (*mal'-e-us*) [*malleus*, hammer: *pl.*, *Mallei*]. 1. A bone or ossicle of the internal ear having the shape of a hammer. It is articulated with the incus, and the tensor tympani muscle arises from it. 2. Synonym of *Equinia*. 3. In biology: (a) One of the Weberian ossicles that form a chain between the air-bladder and the auditory apparatus in certain fishes; (b) One of the paired calcareous pharyngeal structures of a rotifer. **M. humidus**. Synonym of *Glanders*.

**Mallory's Phospho-molybdic Acid Hematoxylin**. See *Stains*, *Table of*.

**Mallow** (*mal'-o*). See *Malva*.

**Malnutrition** (*mal-nu-trish'-un*) [*malus*, bad; *nutrire*, to nourish]. Imperfect nutrition or sustenance, due to imperfect assimilation of the food.

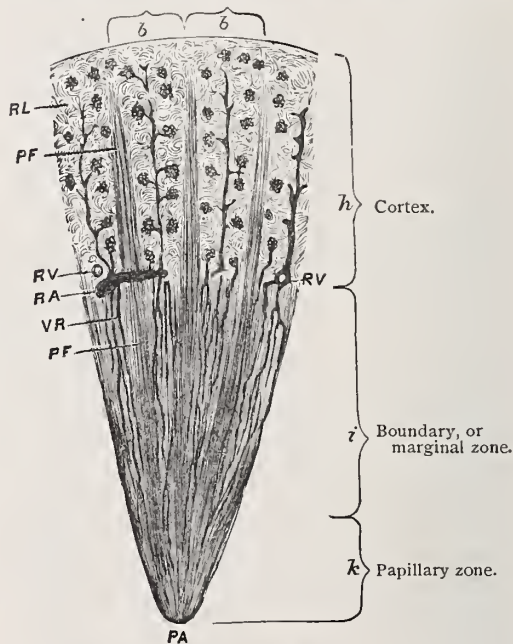
**Malo-maxillary** (*mal'-lo-maks'-il-a-re*) [*mala*, cheek; *maxilla*, maxilla]. Relating to the cheek or malar bone and the maxilla.

**Malonic Acid** (*mal-on'-ik*). See *Acid*.

**Malpighi, Acini of**. The Malpighian bodies. **M.**, **Bodies of**. See *Malpighian Bodies*. **M.**, **Canals of**, renal organs or tubes in certain arthropods. **M.**, **Capsule of**, the membranous envelop of a renal glomerulus. **M.**, **Corpuscles of**. See *Malpighian Corpuscles*. **M.**, **Follicles of**. See *Malpighian Bodies*. **M.**, **Glomerules of**, the *Malpighian Bodies*, *q. v.* **M.**, **Pyramids of**. See *Pyramid*. **M.**, **Tubes or Tubules of**. See *M.*, *Canals of*. **M.**, **Tuft of**. See *Malpighian*. **M.**, **White Canals of**. See *Canal*. **M.**, **Yellow Canals of**. See *Canal*.

**Malpighian Bodies** (*mal-pig'-e-an*) [from *Malpighi*, an

Italian anatomist]. The commencement of the uriniferous tubules, consisting of the glomerulus of vessels (the *Malpighian tuft*) and the membranous envelop



LONGITUDINAL SECTION OF A MALPIGHIAN PYRAMID.

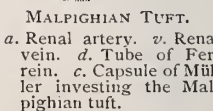
PF, Pyramids of Ferrein. RA, Branch of renal artery. RV, Lumen of renal vein receiving interlobular vein. VR, Vasa recta. PA, Apex of a renal papilla. b, b, The bases of the renal lobules.

(the *Malpighian capsule*). **M. Corpuscles**, a name given to certain whitish, minute granules in the red substance of the spleen along the course of the blood-vessels. They are composed of lymphadenoid tissue. **M. Follicles**, the *M. bodies*. **M. Layer**, the *rete mucosum* of the skin. **M. Tuft**. See *Malpighian Bodies*. **M. Vessels**, tubular, cecal diverticula of the hind-gut of Arthropods, especially characteristic of the *Antennata*; they arise as invaginations from the ectodermal proctodeum, and vary in number and in function as excretory organs.

**Malposition** (*mal-po-zish'-un*) [*malus*, bad; *positio*, from *ponere*, to place]. The improper or abnormal position of any part or organ, especially of the fetus.

**Malpractice** (*mal-prak'-tis*) [*malus*, bad; *πράξις*, action]. A term applied to the treatment of a disease that is contrary to that taught by experience, as the improper setting of a fracture or reduction of a dislocation; also, the unlawful production of an abortion.

**Malpresentation** (*mal-pre-sen-ta'-shun*) [*malus*, bad; *presentare*, to place before]. A position of the child at birth in such form that its delivery is difficult or impossible.



MALPIGHIAN TUFT.

a, Renal artery. v, Renal vein. d, Tube of Ferrein. c, Capsule of Müller investing the Malpighian tuft.



**Malt, Maltum** (*ma-wolt, ma-wolt'-tum*) [L.: *gen., Malti*]. The seed of common barley, *Hordeum distichum*, germinated until the maximum amount of diastase, the ferment that converts starch into grape-sugar, is developed. It is nutritive, and valuable, also, for the diastase, which aids in the digestion of farinaceous foods. It is employed in wasting diseases, preferably mixed with milk. *Mellin's Infant Food*, *Horlick's Food*, popular preparations, consist mainly of granulated extract of malt. *Hoff's Malt Extract* contains a small percentage of alcohol. **M. Ext.**, the soluble principles of malt, mainly diastase and glucose, in a concentrated form, unfermented. Dose 3j-iv. **M., Infus.** Dose 3ij-iv. **M. Liquors**, fermented and clarified solutions of malt that have been subjected to vinous fermentation, hops being added to prevent acetous fermentation subsequently. *Beer* is made by a comparatively slow fermentation, and contains about 2.5 per cent. of alcohol. *Ale* and *Porter* are fermented more rapidly, and contain about 4.7 per cent. of alcohol. The malt used in making porter is browned, giving the liquor a darker color. Malt liquors contain about 5 per cent. of albuminous matter, 2 of phosphates, and 1 of carbon dioxid. **M. Vinegar.** See *Vinegar*.

**Malta Fever.** See *Mediterranean Fever*.

**Maltese Cross.** A form of surgical dressing made by taking a square piece of muslin or linen and folding it upon itself twice, the first fold making it oblong, and the second square. Thus prepared, one angle will be found to consist of four layers separable from one another. Let this angle be slit down within two or three inches of the center, and then the piece opened out, when it will be seen to have the form of a Maltese cross. It is used to dress stumps.

**Maltha** (*mal'-thah*) [*μάλθα*, pitch]. Mineral tar, or pitch; a semi-fluid form of bitumen. In biology, a pudding-tissue containing cells (Hæckel).

**Malthaxis** (*mal'-thaks'-is*). Synonym of *Malaxation*.

**Malthobiose** (*mal'-tho'-be-ös*). Same as *Maltose*.

**Malthoblast** (*mal'-tho'-blast*) [*μαλθακός*, soft; *βλαστός*, germ]. Any cell of the kind that gives rise to elastic, adipose, connective, or other soft tissue.

**Malthusianism** (*mal'-thut'-se-an-izm*) [*Malthus*, an English economist]. The doctrine that the increase of population is proportionately greater than the increase of subsistence.

**Maltine** (*ma-wolt'-tin*) [*maltum*, malt]. A name given to various proprietary preparations of malted wheat, or barley, useful as food for invalids.

**Malting** (*ma-wolt'-ting*) [*maltum*, malt]. The process in the manufacture of beer during which the grain—usually barley—is germinated, by means of steeping in water, until it swells and becomes soft. In order to remove the carbon dioxid, which interferes with germination, and to prevent an excessive rise of temperature, so-called *pneumatic* malting has been devised. Moist, heated air is passed through the germinated grain for this purpose.

**Maltodextrin** (*ma-wolt'-deks'-trin*) [*maltum*, malt; *dexter*, right],  $C_6H_{10}O_5$ . A carbohydrate, *q. v.*, intermediate between starch and maltose.

**Maltose** (*ma-wolt'-tös*) [*maltum*, malt],  $C_{12}H_{22}O_{11} + H_2O$ . A variety of sugar, formed, together with dextrin, by the action of malt diastase upon starch (in the mash of whiskey and beer). It is capable of direct fermentation. It is obtained in the form of crystalline crusts composed of hard white needles, which lose their water of crystallization at 100° C. Its properties closely resemble those of grape-sugar. See *Carbohydrates*, *Table of*.

**Maltum** (*ma-wolt'-tum*) [L.: *gen., Malti*]. See *Malt*.

**Malulella** (*mal-u-lell'-ah*) [double dim. of *mala*, jaw; *pl., Malulella*]. In biology, an appendix to the second pair of jaws of a Myriapod.

**Malum** (*mal'-um*) [*malum*, evil]. Disease. **M. ægyptiacum**, diphtheria. **M. articulatorum**. Synonym of *Rheumatism* and of *Gout*. **M. articulatorum senilis**. Synonym of *Arthritis deformans*. **M. caducum**, the falling sickness, or epilepsy. **M. Cotunnii**, sciatica. **M. coxæ**. Synonym of *Hip-disease*. **M. perforans pedis**, perforating ulcer of the foot. **M. pilare**, trichiosis. **M. primarium**, a primary or idiopathic disease. **M. rustii**, a form of cervical Pott's disease described by Rust. **M. arteriarum senilis**, senile endarteritis deformans. **M. venereum**. Synonym of *Syphilis*.

**Malusic Acid** (*mal-u'-sik*). Synonym of *Malic Acid*.

**Malva** (*mal'-vah*) [L., mallow]. A genus of malvaceous plants, the true mallows; many of the species are demulcent. **M. alcea**, **M. rotundifolia**, and **M. silvestris**, are valued in domestic practice, and are safe and useful remedies in coughs, ulcerations, and diarrhea. Unof.

**Malvaceous** (*mal-va'-she-us*) [*malva*, mallow]. Belonging to the mallows.

**Malwa Sweating-sickness.** A disease of Central India resembling cholera, but characterized by profuse sweating and periodic remissions. Death is likely to follow.

**Mamelon** (*mam'-el-on*). See *Nipple*.

**Mamelouc** (*mam'-el-ük*). See *Mulatto*.

**Mamma** (*mam'-ah*) [*μάμμη*, the child's word for mother; *μάμη*, breast; *gen. and pl., Mammeæ*]. The milk-secreting gland of the mother. The breast.

**Mammal** (*mam'-al*) [*mammalis*, from *mamma*, breast]. Having breasts; a member of the Mammalia.

**Mammalgia** (*mam-al'-je-ah*) [*μάμμη*, breast; *ἀλγος*, pain]. Pain in the breast or mammary organ; mastodynia.

**Mammalia** (*mam-a'-le-ah*) [*mamma*, breast]. A division of the class of vertebrates including all animals that suckle their young.

**Mammalogy** (*mam-al'-o-je*) [*mamma*, breast; *λόγος*, science]. The science of the Mammalia.

**Mammary** (*mam'-a-re*) [*mamma*, breast]. Pertaining to the mammeæ.

**M. Artery.** See *Arteries*, *Table of*.

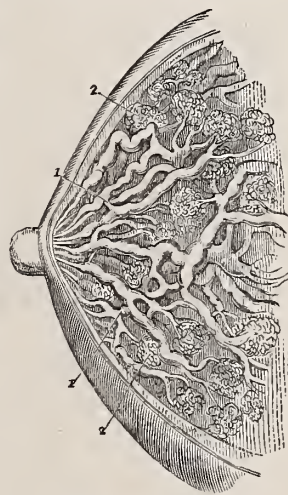
**M. Gland.** See *Gland*.

**M. Triangle.** See *Triangle*.

**Mammate** (*mam'-ät*) [*mamma*, breast]. Having mammeæ or breasts.

**Mammotomy** (*mam-at'-o-me*) [*μάμμη*, breast; *τομή*, a cutting]. Any surgical cutting operation performed upon the mamma.

**Mammea** (*mam-e'-ah*) [Haytian, *mamey*]. A genus of guttiferous tropical trees. **M. americana**, the mammee-apple, has large, edible fruits, anthelmintic seeds, antipyretic bark, a diuretic sap, and an anti-parasitic gum-resin. Unof.



MAMMARY GLAND.

1. Lactiferous ducts. 2. Lobuli of the mammary gland.

**Mammifer** (*mam'-if-er*), **Mammiferous** (*mam-if'-er-us*) [*mamma*, breast; *ferre*, to bear]. Having mamme or milk-bearing glands.

**Mammiform** (*mam'-if-orm*) [*mamma*, breast; *forma*, shape]. Teat-like in form; shaped like a cone whose apex is rounded.

**Mammilla** (*mam-il'-ah*) [dim. of *mamma*: *pl.*, *Mammilla*]. A small prominence or papilla. In biology, a nipple-like structure. **M. of Breast**, the nipple or teat. **M. of Kidney**, the conic-shaped apex of the kidney at the point where the urine escapes.

**Mammilaplasty** (*mam-il-ap-las'-te*) [*mammilla*, nipple; *πλάσσειν*, to mold]. A plastic operation for the purpose of elevating a depressed nipple.

**Mammillaria** (*mam-il-a'-re-ah*) [*mammilla*, breast]. 1. A genus of cactuses of some 300 species; the nipple-cactuses. *M. lewinii* affords the highly poisonous anhaloin, *q. v.*; other species are used as poultices when crushed. 2. See *Tuber cinereum*.

**Mammillaris maligna** (*mam-il-a'-ris mal-ig'-nah*). Same as *Paget's Disease of the Nipple*.

**Mammillary** (*mam'-il-a-re*) [*mammilla*, dim. of *mamma*, breast]. Nipple-shaped. **M. Bodies**, the corpora albicantia. **M. Process**, the mastoid process of the temporal bone. **M. Tubercle**, the metaphysis of a lumbar vertebra.

**Mammillate** (*mam'-il-at*), **Mammillated** (*mam'-il-a-ted*) [*mamillatus*, from *mammilla*, dim. of *mamma*, breast]. Covered upon the surface with mammillæ or teat-like protuberances.

**Mammillation** (*mam-il-a'-shun*) [*mammilla*, dim. of *mamma*, breast]. A granulation, especially on some mucous surface.

**Mammiloid** (*mam'-il-oid*) [*mammilla*, nipple; *είδος*, like]. Nipple-shaped.

**Mammitis** (*mam-i'-tis*). Synonym of *Mastitis*.

**Mammose** (*mam-ös'*) [*mamma*, breast]. Having full or abnormally large breasts.

**Mammula** (*mam'-u-lah*) [dim. of *mamma*, the breast: *pl.*, *Mammulæ*]. In biology, a term applied to such nipple-like processes as the spinnerets of spiders.

**Man** [ME., *man*, man]. The only genus of the order *Bimana*, class *Mammalia*. A term used generally to include the human race. It also denotes the adult male of the genus. **M.**, **Descent** of, the theory that man has developed, by successive gradations, from lower forms of animal life. See *Darwinism*. **M.-hole**, an opening into a drain or sewer, boiler or furnace, to permit of inspection or cleaning. **M.-orchid**. See *Aceras*.

**Manaca** (*mam'-ak-ah*) [Braz., *manacan*]. The root of *Franciscea uniflora*, known in Brazil as "vegetable mercury." It excites the lymphatic system and is in high repute as an antisyphilitic. In small doses it is a resolvent; in larger doses a purgative. Dose of the fld. ext.  $\text{m} \times$ . Unof.

**Manakin** (*mam'-ak-in*). See *Manikin*.

**Manal** (*ma'-nal*) [*manus*, the hand]. In biology, pertaining to the palmar or metacarpal region of the hand. **M. Formula**, Harrison Allen's term for the widths of the spaces in bats between the metacarpal bones at the distal ends when the wing is extended, as compared with the length of the forearm.

**Manchester-brown**. Same as *Phenylene-brown*. **M.-yellow**. Same as *Martius's Yellow*.

**Manchineel** (*man-chin-el'*). See *Hippomane mancinella*.

**Mancinism** (*man'-sin-izm*) [*mancus*, imperfect, maimed]. Left-handedness.

**Mancona Bark** (*man-ko'-nah*). See *Casca Bark*.

**Mandarin** (*man'-dar-in*) [Pg., *mandarin*, a mandarin]. A coal-tar color used in dyeing. It is produced from

beta-naphthol, and dyes a bright reddish-orange shade. It is also called *tropæolin*. See *Pigments*, *Conspectus of*. **M.**, **Oil of**,  $\text{C}_{10}\text{H}_{16}$ , a fine quality of the oil of orange, derived from *Citrus nobilis*.

**Mandelic Acid** (*man-del'-ik*). See *Acid*.

**Mandible** (*man'-dib-l*), **Mandibula** (*man-dib'-u-lah*), **Mandibulum** (*man-dib'-u-lum*) [*mandere*, to chew]. A name sometimes applied to the inferior maxillary bone.

**Mandibular** (*man-dib'-u-lar*) [*mandere*, to chew]. Pertaining to the mandible, or lower jaw. **M. Tubercle**, a small nodule behind the angle of the mouth dependent upon an imperfection in the closure of the mandibular fissure of the face. It is often associated with other congenital anomalies, especially of the ears.

**Mandibularis externus** (*man-dib-u-la'-ris eks-ter'-nus*) [L.]. Synonym of the *Masseter Muscle*. See *Muscles*, *Table of*.

**Mandibulate** (*man-dib'-u-lāt*) [*mandere*, to chew]. Having a mandible.

**Mandibulo-condylial** (*man-dib'-u-lo-kon-dil'-e-al*) [*mandere*, to chew; *κόνδυλος*, a knob]. Pertaining to both mandible and condyles. **M.-c. Triangle**. See *Triangles*, *Table of*.

**Mandibulo-coronal** (*man-dib'-u-lo-kor-o'-nal*) [*mandere*, to chew; *corona*, a crown]. Pertaining to both the mandible and the coronal suture. **M.-c. Triangle**. See *Triangles*, *Table of*.

**Mandibulo-facial** (*man-dib'-u-lo-fa'-shal*) [*mandere*, to chew; *facies*, a face]. Pertaining to both mandible and face. **M.-f. Index**, in craniometry, the vertical projection-measurement of the lower jaw compared with that of the face, the latter being taken as 100.

**Mandibulo-gonial** (*man-dib'-u-lo-go'-ne-al*) [*mandere*, to chew; *γωνία*, an angle]. Pertaining to both mandible and gonion. **M.-g. Triangle**. See *Triangles*, *Table of*.

**Mandibulo-infracial** (*man-dib'-u-lo-in'-frah-fa-shal*) [*mandere*, to chew; *infra*, beneath; *facies*, a face]. Pertaining to both the mandible and the lower portion of the face. **M.-i. Index**, the vertical projection-measurement of the lower jaw compared with that of the lower face, the latter being taken as 100.

**Mandibulo-maxillary** (*man-dib'-u-lo-maks'-il-a-re*) [*mandibula*, mandible; *maxilla*, maxilla]. In biology, related to both the mandibles and the maxillæ.

**Mandibulo-suprafacial** (*man-dib-u-lo-su'-pra-fa-shal*) [*mandibula*, mandible; *supra*, above; *facies*, face]. Pertaining to both the mandible and upper portion of the face. **M.-s. Index**, the vertical projection-measurement of the lower jaw compared with that of the upper face, the latter being taken as 100.

**Mandragora** (*man-drag'-o-rah*) [μανδραγόρας, mandrake]. The mandrake. A genus of solanaceous old-world plants. **M. officinalis**, the true mandrake, has long been used as a narcotic and hypnotic. Unof.

**Mandragorin** (*man-drag'-o-rin*) [μανδραγόρας, mandrake],  $\text{C}_{17}\text{H}_{23}\text{NO}_3$ . A poisonous alkaloid from the root of *Mandragora officinalis* and *M. autumnalis*. It has nearly the same effects as atropin. Unof.

**Mandrake** (*man'-drāk*). See *Mandragora* and *Podophyllum*.

**Mandrin** (*man'-drin*) [Ger.]. The firm guide or styllet (usually of metal) which gives rigidity to a flexible catheter whilst it is being inserted.

**Manducation** (*man-du-ka'-shun*) [*manducatio*, a chewing]. The chewing or mastication of food.

**Manducatory** (*man-du'-kat-or-e*) [*manducare*, to chew]. Pertaining to manducation.

**Manec's Paste**. A paste used in dermatology. It is composed of arsenious acid gr. 15, black sulphid of



mercury gr. 75, spongia usta gr. 35. This is made into a thick paste with a few drops of water.

**Manfredi, Micrococcus of.** See *Bacteria, Synonym-atic Table of*.

**Manganese** (*man'-gan-ēz*), **Manganum** (*man-gan'-um*) [an altered form of *Magnesium*: *gen.*, *Mangani*.] Mn=54, quantivalence II, IV. A silver-white metal having the general properties of iron. See *Elements, Table of*. It is used in medicine and pharmacy in the form of oxids, sulphates, and iodid. In small doses, it is a general tonic; in large doses, a gastro-intestinal irritant. **M.-brown.** See *Pigments, Conspectus of*. **M. et ferri carbonas saccharatus.** Dose gr. v-xx. **M. et ferri iodidi**, Syr. Unof. Dose ℥x-xxx. **M.-green.** See *Pigments, Conspectus of*. **M. iodidi**, Syr., unof., contains  $\frac{3}{4}$  of the salt to each  $\frac{3}{4}$  of syrup. Dose ℥x-xxx. **M. oxid. nig.**,  $\text{MnO}_2$ , "black oxid of manganese," used in the manufacture of chlorin-gas. Dose gr. ij-x. **M. sulphas**,  $\text{MnSO}_4 \cdot 4\text{H}_2\text{O}$ , emetic and cholagogue, useful in jaundice and catarrh of the biliary passages. Dose gr. ij-v. **Potassii permanganas**,  $\text{K}_2\text{Mn}_2\text{O}_8$ , an excellent antiseptic and germicide, kept as a local wash,  $\frac{3}{4}$  j to Oj, in diphtheria, scarlatina, etc., in carcinoma and foul ulcers, tainted breath, and the fetid odor of the feet. **P. permang.**, Liq. (B. P.) Dose  $\frac{3}{4}$  ij-iv; externally  $\frac{3}{4}$  j to  $\frac{3}{4}$  v-x of water.

**Manganesium** (*man-gan-e'-ze-um*). See *Manganese*.

**Mangania** (*man-gan-i'-ah*) [*μαγγανεία*]. Quackery.

**Manganic** (*man-gan'-ik*) [see *Manganese*]. A term applied to compounds containing manganese.

**Manganium** (*man-gan'-e-um*). See *Manganese*.

**Manganization** (*man-gan-is-a'-shun*) [*μαγγανov*, philter]. Adulteration of drugs.

**Manganon** (*man'-gan-on*) [*μαγγανov*, philter]. A charm, spell, or philter.

**Manganous** (*man'-gan-us*) [see *Manganese*]. Pertaining to those compounds that contain manganese as a bivalent element.

**Mange** (*mānj*) [Fr., *manger*, to eat]. The common name applied indifferently to the various forms of acariasis (*Sarcoptinitic*, or *Demodetic Scabies*) produced in mammals by several acaridian parasites. It is known as *scabbia*, *rogn*, *raspa*, in Italy; *sarna*, *roña*, in Spain; *itch*, *scald*, *juck*, *mange*, in England; *gale*, in France; *Krätze*, *Krätzeauschlag*, in Germany. It prevails at times epizootically, and in most varieties is transmissible to man. See *Sarcoptes scabiei*, De Geer, *Psoroptes longirostris*, Ménégnin, *Chorioptes spathiferus*, Ménégnin, *Demodex folliculorum*, Owen—all under *Parasites (Animal)*, *Table of*.

**Mangifera** (*man-gif'-er-ah*). See *Mango*.

**Mangili's Ganglion.** The pedal ganglion of Mollusca.

**Mangini's Reagent.** A reagent for testing for alkalis. It consists of potassium iodid 3 parts, bismuth iodid 16 parts, and HCl 3 parts.

**Mangle** (*man'-gl*) [ME., *mangelen*, to mutilate]. To lacerate; to wound in a jagged or irregular manner.

**Mango** (*man'-go*) [Pg., *manga*, mango]. The fruit of *Mangifera indica*; the bark yields an unofficial remedy having reputed properties as an astringent and tonic for the mucous membranes. It has been recommended for catarrh of the nasal passages and for purulent discharges from the vagina, and as a wash in skin-diseases. Dose of the fluid extract, ℥x- $\frac{3}{4}$  j. Unof.

**Mangostin** (*man'-go-stin*) [Pg., *manga*, mango].  $\text{C}_{20}\text{H}_{20}\text{O}_3$ . A crystalline, bitter principle found in the shells of the fruit of *Garcinia mangostana*.

**Manhood** (*man'-hood*) [ME., *man*, man]. That period in which a man possesses all of his physical and generative faculties; virility.

**Mania** (*ma'-ne-ah*) [*μανία*, *μαίνεσθαι*, to rage]. A form of insanity marked by great exaggeration of nervous action. It may occur suddenly, or follow an attack of melancholia. The patient presents an infinite variety of moods, is the subject of hallucinations and illusions, often shows a tendency to destroy what he comes in contact with, and is untidy; there is a marked change in character, and decided insomnia. There is rapid and progressive emaciation. The brain is found to be in a hyperemic condition, and the disease is probably due to a loss of the inhibitory action of the highest controlling centers of the brain. Mania is most common in young adult life. Heredity is a strong predisposing cause, while mental strain, bereavements, shocks, and alcoholism may act as exciting causes. The great majority of the cases recover.

**M., Acute.** See *Mania*. **M., Acute Delirious**, acute mania in which delirium is a prominent feature. **M., Alcoholic**, acute mania of alcoholic origin. It is to be distinguished from delirium tremens, although sometimes used synonymously with it. **M. a potu.** See *Delirium*. **M., Bell's**, an acute delirium running a rapidly fatal course, with slight fever, and in which post-mortem no lesions are found sufficient to account for the symptoms. There are the wildest hallucinations, insomnia, and intense excitement, followed by a condition called *typho-mania*, with elevation of temperature, dry tongue, and rapid, feeble pulse. The disease is almost always fatal, ending in from one to three weeks. Its nature is unknown. See *Diseases, Table of*. **M. brevis**, transitory mania, *q. v.* **M. of Character**, reasoning monomania. **M. concionabunda**, a form characterized by a constant desire to speak publicly. **M. crapulosa**, dipsomania. **M., Dancing**, an epidemic of choreic or convulsional movements, especially prevalent in the middle ages. **M., Epileptic**, a maniacal outburst in an epileptic; it may come on slowly. In many cases it is associated with a destructive tendency. **M. errabunda**, wandering mania, in which the patient wanders about or rushes forward regardless of obstacles. **M., Furious**, a violent form of mania; delirium furibundum. **M. hallucinatoria.** See *Insanity, Confusional*. **M., Homicidal**, one in which the individual displays a tendency to kill. **M., Hypochondriacal**, mania associated with hypochondriacal delusions. **M., Hysterical**, an outburst resembling mania occurring in a hysterical subject; it is usually associated with erotic manifestations. **M., Incendiary.** See *Pyromania*. **M., Morphin**, morphinomania, *q. v.* **M. potatorum.** Synonym of *M., Alcoholic*. **M., Preaching**, an epidemic, somewhat analogous to dancing mania, that occurred in Sweden in 1841 and 1842. Those affected, chiefly young girls, passed through a period of trance, then through a stage of violent choreiform movements, and, lastly, into a period of quiet, during which they would preach or speak. **M., Puerperal**, a form of mania or abnormal mental action sometimes following childbirth. **M., Reasoning**, simple mania, or mania with delirium—a simple exaltation of the mental faculties. **M., Religious**, mania in which the central idea is religious in character, or in which a powerful religious emotion has been the exciting cause. **M., Senile**, a maniacal outburst in old persons. **M. sine delirio**, mania without delirium. **M., Transitory.** See *Frenzy, Transitory*. **M., Typho-**, acute delirious mania associated with fever, dry, coated tongue, and other symptoms of the typhoid state. **M., Wolf.** See *Lycanthropy*.

**Maniac** (*ma'-ne-ak*) [*μανία*, madness]. An insane person; one affected with mania.

**Maniacal** (*ma-ni'-ak-al*) [*μανία*, madness]. Having

- the nature of madness or insanity. **M. Chorea.** See *Chorea insaniens*. **M. Outburst,** a sudden development of mania, not uncommon in epilepsy and in general paralysis of the insane.
- Maniacocomium** (*ma-ne-ak-o-ko'-me-um*), **Maniacocomium** (*ma-ne-ak-o'-me-um*). See *Maniacocomium*.
- Manica** (*man'-ik-ah*) [*manus*, hand]. A protection-covering, as a sleeve or a glove. **M. Hippocratis,** Hippocrates' sleeve, a name formerly used to designate the cloth strainer of the apothecary.
- Manicate** (*man'-ik-at*) [*manicatus*, sleeved]. In biology, having a felted, hairy coating that may be removed entire.
- Manicocomium** (*ma-nik-o-ko'-me-um*), **Manicomum** (*ma-nik'-o-mum*) [*μανικός*, insane; *κομῆν*, to care for]. An asylum for the insane.
- Manicula** (*ma-nik'-u-lah*) [dim. of *μανία*, mania]. A mild form of mania.
- Maniculum** (*man'-ik'-u-lum*) [dim. of *manus*, hand]. The fore-foot of a mammal.
- Manicure** (*man'-ik-ür*) [*manus*, the hand; *cura*, care]. The processes employed in caring for and beautifying the hand. Also, one who professionally attends to the care of the hands and nails; a chiropodist.
- Maniform** (*man'-if-orm*) [*manus*, hand; *forma*, form]. Hand-shaped.
- Manigraph** (*man'-ig-raf*) [*μανία*, mania; *γράφειν*, to write]. An alienist; one who is an expert in insanity.
- Manigraphy** (*man'-ig'-ra-fe*) [*μανία*, madness; *γράφειν*, writing]. A treatise on, or the science of, insanity.
- Manihot** (*man'-e-hot*) [L.]. A genus of euphorbiaceous plants. **M. aipi** and **M. utilisissima** afford cassava and tapioca, *q. v.* Unof.
- Manihotoxin** (*man-e-ho-toks'-in*) [*manihot*, manihot; *τοξικόν*, poison]. A poisonous, crystalline principle from the root of *Manihot utilisissima*.
- Manikin** (*man'-ik-in*) [OF., *manequin*, a puppet]. A model of plaster, *papier maché*, etc., designed to show the anatomy or functions of an animal or organ, especially of a human being.
- Manila Hemp.** See *Hemp*.
- Maniluvium** (*man-il-u'-ve-um*) [*manus*, hand; *lavare*, to wash]. A hand-bath; a wash or lotion for the hands.
- Manioc** (*man'-e-ok*) [Braz.]. The plant *Manihot utilisissima*. **M., Sweet** (*Manihot aipi*), used as an esculent vegetable, like potatoes. See *Manihot*.
- Manimetre** (*man-im-et'-rum*) [*manus*, hand; *μέτρον*, measure]. A hand-measure or cheirometer.
- Maniple** (*man'-ip-l*) [*manipulus*, from *manus*, hand]. A handful, or pugil.
- Maniplies** (*man-ip-liz'*). See *Manyplies*.
- Manipulation** (*man-ip-u-la'-shun*) [*manipulus*, a handful]. The act of doing with the hands; an operation or experiment in which the hands are particularly employed; dexterity in such acts. A method of reducing dislocations, herniæ, and of treating aneurysms; massage.
- Manipulator** (*man-ip'-u-la-tor*) [*manipulare*, to lead by the hand]. One who manipulates; a masseur or masseuse. **M., Amalgam,** a dental instrument for introducing amalgam fillings.
- Manipulus** (*man-ip'-u-lus*). See *Maniple*.
- Manistupration** (*man-is-tu-pra'-shun*). Synonym of *Masturbation*.
- Man's Reagent.** See *Tests*, Table of.
- Manna** (*man'-ah*) [*μάννα*, manna]. The exudation of the flowering ash, *Fraxinus ornus*, and other trees. Its properties are due to mannite or manna,  $C_6H_{12}O_6$ , sugar, dextrin, and a resinous principle. It is a mild laxative, and may be advantageously combined with rhubarb or magnesium citrate. Dose  $\mathfrak{z}\text{ij}$ - $\text{ij}$ . Unof.
- Manneberg, Streptococcus of.** See *Bacteria*, *Synonymatic*, Table of.
- Mannid** (*man'-id*) [*μάννα*, manna],  $C_6H_{10}O_4$ . A syrupy substance derived from mannite by dehydration.
- Manniferous** (*man-if'-er-us*) [*μάννα*, manna; *ferre*, to bear]. Producing manna.
- Mannikin** (*man'-ik-in*). See *Manikin*.
- Manning's Splint.** A splint used in the treatment of fracture of the patella.
- Manniparous** (*man-ip'-ar-us*). See *Manniferous*.
- Mannitan** (*man'-it-an*) [*μάννα*, manna],  $C_6H_{12}O_5$ . A sweet, syrupy substance produced by the action of sulphuric acid on mannite.
- Mannite** (*man'-it*). See *Manna* and *Mannitol*.
- Mannitic Acid** (*man-it'-ik*). See *Acid*.
- Mannitol** (*man'-it-ol*), **Mannite** (*man'-it*) [*μάννα*, manna],  $C_6H_{14}O_6$ . A hexahydric alcohol produced in the vinous fermentation of the different varieties of sugar. It is also obtained by extracting manna with alcohol and allowing the solution to crystallize. It forms delicate, colorless needles or rhombic prisms. It is slightly soluble in water, readily so in boiling alcohol. It possesses a very sweet taste and melts at  $166^\circ$  C. See *Manna*.
- Mannitone** (*man'-it-on*) [*μάννα*, manna]. A crystalline isomer of mannitan produced when mannite is heated with water in a sealed tube.
- Mannitose** (*man'-it-ös*) [*μάννα*, manna],  $C_6H_{12}O_6$ . An amorphous substance, isomeric with levulose, but optically inactive, obtained from mannite by oxidation.
- Manno-heptose** (*man'-o-hep'-töz*). See *Carbohydrates*, Table of.
- Manno-monose** (*man'-o-mo'-nöz*). See *Carbohydrates*, Table of.
- Mannonic Acid** (*man-on'-ik*). See *Acid*.
- Manno-octose** (*man'-o-ok'-töz*). See *Carbohydrates*, Table of.
- Mannose** (*man'-ös*) [*μάννα*, manna],  $C_6H_{12}O_6$ . The aldehyd of mannitol. It exists in three forms, dextro-mannose, levo-mannose, and inactive mannose. See *Carbohydrates*, Table of.
- Manometer** (*man-om'-et-er*) [*μανός*, rare; *μέτρον*, measure]. An instrument, in principle similar to a



GAULE'S MAXIMUM AND MINIMUM MANOMETER, A, B.  
(The extremity A is connected with the heart, and B with the mercurial manometer.)

barometer, by which the tension of a vapor is measured. It consists essentially of a V-tube partly filled with mercury. It is also used to determine blood-pressure.

**Manometric** (*man-o-met'-rik*) [*μανός*, thin; *μέτρον*, measure]. Pertaining to the measurement of atmospheric pressure.

**Mannoscope** (*man'-o-sköp*) [*μανός*, thin; *σκοπεῖν*, to view]. An instrument for determining the density of air.

**Mannoscopy** (*man-os'-ko-pe*) [*μανός*, thin; *σκοπεῖν*, to view]. The estimation of the density of the air.

**Mansorius** (*man-so'-re-us*) [L.]. The buccinator muscle. See *Muscles*, Table of.

**Manstupration** (*man-stu-pra'-shun*). Synonym of *Masturbation*.

**Mantle** (*man'-tl*). See *Brain-mantle*.



**Mantle-cell** (*man't-il-sel*). Same as *Tapetal Cell*.

**Manual** (*man'-u-al*) [*manus*, hand]. Pertaining to the hand. **M.-exercise Bone**, a small triangular osseous growth occasionally found in soldiers at the tendinous insertion of the left deltoid muscle. It is also called *drill-bone*. **M. Method**. See *French Method*.

**Manubrial** (*man-u'-bre-al*) [*manus*, hand]. Pertaining to a manubrium.

**Manubrium** (*man-u'-bre-um*) [L., a handle]. In biology, variously applied to handle-like or haft-like structures. **M. of Malleus**, a vertical process of bone forming the handle-shaped attachment of the malleus of the ear. **M. manus**, the radius. **M. of Sternum**, the upper piece of the sternum.

**Manuduction** (*man-u-duk'-shun*) [*manus*, hand; *ductio*, a leading]. The operations performed by the hands in surgical and obstetric practice.

**Manulvium** (*man-u-lu'-ve-um*). Synonym of *Maniluvium*.

**Manure** (*man-ūr'*) [ME., *menuren*, to manage]. Dung or other substance used to fertilize soil.

**Manus** (*ma'-nus*) [L.]. The hand.

**Manustupration** (*man-u-stu-pra'-shun*). See *Masturbation*.

**Manyplies** (*man'-ip-liz*) [*many*; *ply*]. In biology, the third compartment in the complicated stomach of a ruminant. It is also called the *omasum* or *psalterium*.

**Manz's Glands**. Small flask-shaped depressions occasionally seen on the border of the eyelids in man, and commonly in lower animals.

**Manzanita** (*man-zan'-e-tah*) [Sp., small apple]. The leaves of *Arctostaphylos glauca*, common to California; they are astringent and tonic with reference to the urinary organs. The drug resembles *Uva ursi* in properties. Dose of the fld. ext ʒxx-xxx. Unof.

**Maple** (*ma'-pl*) [ME., *mapel*, maple]. See *Acer*. **M.-sugar**. See *Saccharum*.

**Maquer's Salt**. A compound known as "super-arsenate of potassium."

**Maranda** (*mar-an'-dah*) [Ceylonese]. A Ceylonese tree belonging to the *Myrtaceae*, the leaves of which have been used in syphilis. Unof.

**Maransis** (*mar-an'-sis*). Synonym of *Marasmus*.

**Maranta** (*mar-an'-tah*). See *Arrozroot*.

**Marantic** (*mar-an'-tik*) [*μαραντικός*; *μαραίνειν*, to make lean]. Pertaining to marasmus, or to general malnutrition and prostration. **M. Clot**, a blood-clot produced by slowing of the circulation. **M. Thrombosis**, primary thrombosis of the cerebral sinuses in connection with general malnutrition.

**Maraschino** (*mar-as-ke'-no*) [Sp.]. A liquor made from morello cherries.

**Marasmatic** (*mar-az-ma'-ik*). Synonym of *Marasmic*.

**Marasmic** (*mar-az'-mik*) [*μαρασμός*, decay]. Affected with marasmus.

**Marasmoid** (*mar-az'-moid*) [*μαρασμός*, decay; *εἶδος*, like]. Resembling or simulating marasmus.

**Marasmpyra** (*mar-az-mop'-ir-ah*) [*μαρασμός*, wasting; *πῦρ*, fire]. Hectic fever.

**Marasmous** (*mar-az'-mus*). Synonym of *Marasmic*.

**Marasmus** (*mar-az'-mus*) [*μαρασμός*; *μαραίνειν*, to grow lean]. A gradual general deterioration of the mental and physical forces, with marked emaciation. As used popularly it is meant to refer to the wasting of infants. It is generally encountered in hand-raised babes, and is associated with indigestion from improper feeding, congenital syphilis, rickets, or tuberculosis. The children thus affected have a peculiar weakened or senile appearance. In the majority of cases, with proper care the child may be restored to health.

**Marble-cutter's Phthisis**. See *Chalcosis*.

**Marc** (*mark*) [Fr., dregs]. A side-product in the manufacture of wines, consisting of the stems, skins, and stones of the grapes. It is used for the purpose of making brandy by fermentation; with sheet-copper in the manufacture of verdigris; to start the fermentation in vinegar-making; as cattle-food; when dried, as fuel; or for fertilizing purposes. The refuse of olives, or of oil-seeds, after the removal of the oil, is also called marc.

**Marcrescent** (*mar-ses'-ent*) [*marcescere*, to wither, fade, decay]. In biology, withered or shriveled.

**March's Disease**. Synonym of *Exophthalmic Goiter*, *q. v.* Also see *Diseases*, *Table of*.

**Marchi's Solution**. A solution for staining nerve-tissues. See *Stains*, *Table of*.

**Marcid** (*mar'-sid*) [*marcidus*, *marcere*, to wither]. 1. Shrunken; wasted. 2. Accompanied or characterized by wasting.

**Marcor** (*mar'-kor*). See *Marasmus*.

**Mare** [ME., *mare*, a horse; an incubus]. 1. The female of the horse. 2. The substance remaining after the first distillation of spirits. 3. Oppressed sleep; nightmare.

**Maremmatic** (*mar-em-at'-ik*) [*Marenme*, a malarious region of Italy]. Pertaining to very malarious regions, especially of Italy.

**Marennin** (*mar-en'-in*) [*mare*, the sea]. In biology, Lankester's name for the green coloring-principle absorbed by oysters from diatoms (*Navicula ostrearia*) in the process of greening.

**Mareo** (*mar'-e-o*) [Span.]. Mountain sickness. A malady characterized by nausea and violent headache, occasionally overcoming persons who ascend to high altitudes.

**Margaric Acid** (*mar-gar'-ik*). See *Acids*, *Table of Fatty*.

**Margarin** (*mar'-gar-in*) [*μαργαρος*, the pearl-oyster]. 1. A mixture of olein and palmitin. 2. An artificial substitute for butter.

**Margarinic Acid** (*mar-gar-in'-ik*). See *Acid*, *Margaric*.

**Margaritoma** (*mar-gar-it-o'-mah*) [*μαργαρος*, the pearl-oyster; *δῆμα*, a tumor]. Virchow's term for a true primary cholesteatoma-formation in the auditory canal.

**Margarone** (*mar'-gar-on*). See *Palmitone*.

**Margarous Acid** (*mar'-gar-us*). A synonym of *Acid*, *Stearic*.

**Marginal** (*mar'-jin-al*) [*marginalis*, from *margo*, margin]. Pertaining to the margin or border. **M. Convolution**. See *Convolutions*, *Table of*. **M. Lobe**. See *Lobe*.

**Marginate** (*mar'-jin-āt*) [*marginare*, to furnish with a border]. In biology, applied to structures in which the margin is peculiarly distinct.

**Marginoplasty** (*mar-jin'-o-plas-te*) [*margo*, margin; *πλάσσειν*, to shape]. Plastic surgery of the marginal portion of the eyelid.

**Margosin** (*mar'-go-sin*) [*μαργαρος*, the pearl-oyster]. A bitter alkaloid obtained from *Asadirachta indica*.

**Maricolous** (*mar-ik'-o-lus*) [*mare*, the sea; *colere*, to dwell]. In biology, applied to animals or plants inhabiting the sea; pelagic.

**Marie's Disease**. Akromegaly. See *Akromegaly*, and *Diseases*, *Table of*.

**Marigold** (*mar'-ig-ōld*). See *Calendula*.

**Marine-blue**. See *Pigments*, *Conspectus of*.

**Mariotte's Experiment**. A device for demonstrating the existence of the blind-spot of the eye, consisting in placing a spot upon a paper at such an angle with the visual axis that the image falls upon the papilla. **M.'s Blind-spot**, **M.'s Spot**, the point of entrance of the optic nerve into the fundus of the eye. **M.'s Law**. See *Law*.

**Mariscous** (*mar-is'-kus*) [*marisca*, hemorrhoid]. Pertaining to hemorrhoids.

**Marito-nucleus** (*mar-it-o-nu'-kle-us*) [*maritus*, married; *nucleus*, a little nut]. The nucleus of the ovum after its union with the male pronucleus.

**Marjolin's Warty Ulcer.** An ulcer resulting from the breaking down of warty cicatricial tissue. It is of slow progress, and finally gives rise to glandular enlargement. See *Diseases*, Table of.

**Marjoram** (*mar'-jo-ram*). See *Origanum*.

**Mark** [ME., *mark*, a mark]. Birth-mark, or mother's mark; nevus. **M.**, Portwine. See *Nevus*.

**Marl** [ME., *marl*, marl]. A clay rich in calcium carbonate.

**Marmalade, Marmelade** (*mar'-mal-ad*) [Port., *marmello*, a quince]. A conserve prepared from the quince, orange, plum, peach, or other fruit, which is sliced and preserved in a saturated syrup.

**Marmë's Reagent.** See *Tests*, Table of.

**Marmorate** (*mar'-mo-rät*) [*marmor*, marble]. In biology, traversed with vein-like markings like those of certain kinds of marble.

**Maroon** (*mar-oon'*). See *Pigments*, *Conspectus of*. **M.-oxid.** Same as *Purple-brown*.

**Marriageable** (*mar'-aj-a-bl*) [ME., *mariage*, marriage; *maritus*, a husband]. Of an age when marriage may be legally performed.

**Marriot, Dry Vomit of.** An emetic preparation consisting of equal parts of sulphate of copper and tartar emetic.

**Marrow** (*mar'-o*) [ME., *marow*, marrow]. A substance composed of water, fat, and albuminous matter, existing in the cavities of many of the long bones. **M.-cell**, a cell resembling a white blood-corpuscle, but larger and with a clearer protoplasm and a larger nucleus, and showing ameboid movement. It is found in the marrow of bones. **M.**, **Fetal**, the juicy, red marrow filling the cavities of the fetal endochondral bones. **M.**, **Red**, the reddish marrow, quite free from fat, contained near the articular extremities of long bones. **M.**, **Spinal**, the spinal cord. **M.**, **Yellow**, the fatty marrow of the shafts of long bones.

**Marrubiin** (*mar-u'-be-in*) [*marrubium*, horehound]. The crystalline, neutral, bitter substance found in *Horehound*.

**Marrubium** (*mar-u'-be-um*) [L., *Horehound*. The leaves and tops of *M. vulgare*. They contain a bitter principle and a volatile oil. In small doses horehound is a mild stomachic tonic; in larger doses a laxative. It exerts a soothing effect in catarrh of the nasal passages, and is therefore an ingredient of various cough-mixtures. Dose 3 ss-j. Unof.

**Mars** (*marz*) [L., the war-god]. An old synonym for iron. See *Ferrum*. **M.-brown**. See *Pigments*, *Conspectus of*. **M.-red**. Same as *Ocher*. **M.-violet**. Same as *Mineral-purple*.

**Marsala** (*mahr-sa'-lah*) [Ital.]. An Italian wine containing 20 per cent. of alcohol.

**Marsden's Mucilage or Paste.** A caustic paste consisting of one part of white arsenic to two of gum-arabic.

**Marsdenia** (*marz-de'-ne-ah*) [after William Marsden, a British orientalist]. A genus of asclepiadaceous plants of which several species yield indigo. **M. condurango**. See *Condurango*. **M. erecta**, a poisonous species from Europe and Asia Minor. Taken internally it produces violent convulsions and death, and applied externally it blisters the skin.

**Marsdenin** (*marz-den'-in*) [after William Marsden, a British orientalist]. A bitter crystalline extractive from *Marsdenia erecta*.

**Marsh** [ME., *marsh*, a marsh]. A swamp or bog. **M.-**

**fever.** See *Malaria*. **M.-gas**, Methyl Hydrid, Fire-damp, Methane; a hydrocarbon having the composition  $\text{CH}_4$ . It occurs in swamps as a product of the decomposition of vegetable tissue. It constitutes a large proportion of common illuminating-gas. **M.-miasm**. See *Malaria*. **M. Rosemary**, the root of *Statice caroliniana*, a bitter astringent, resembling kino in therapeutic properties. It is a popular New England remedy for cancrum oris and for aphthous affections of the mouth. Dose of the fld. ext. 3 ss-j. **M. Trefoil**. See *Menyanthes trifoliata*. **M.-mallow**. See *Althaea*. **M.-marigold**. See *Caltha*. Unof.

**Marsh's Test.** See *Tests*, Table of.

**Marshall's Cerate.** A cerate composed of calomel 3j, lead acetate 3 ss, palm oil 3 vj, ointment of nitrate of mercury 3 ij. **M.**, **Vein of**. See *Vein*. **M.'s Vestigial Fold**, a crescentic fold of serous membrane of the pericardium containing the remains of the left superior vena cava.

**Marson's Theory.** A theory that claims that the degree and duration of vaccinal protection are proportionate to the perfection of the vaccine lesions and to the number of insertions made.

**Marsupial** (*mar-su'-pe-al*) [*μάστρος*, a pouch]. Pouched. In zoölogy, a mammal of the order *Marsupialia*. See *Marsupium* and *Mastotheca*. **M. Incisura** (*Incisura marsupialis*), the deep posterior notch between the two halves of the cerebellum, occupied by the falx cerebri.

**Marsupiate** (*mar-su'-pe-ät*). See *Marsupial*.

**Marsupium** (*mar-su'-pe-um*) [*μάστρος*, a pouch, bag]. In biology, the fold of abdominal integument, or "pouch," that serves to support and protect the young of those mammals belonging to the sub-class *Metatheria* or *Didelphia*; a *Mastotheca*, *q. v.*

**Marteno** (*mar'-te-no*). Incorrect form of *Martynia*, *q. v.*

**Martial** (*mar'-shal*) [*martialis*, cf. *mars*, iron]. Ferruginous or chalybeate; containing iron.

**Martin's Bandages.** Long India-rubber bandages, from 5 to 21 feet in length, used in the treatment of chronic ulcers, varicose veins, and joint-disease. **M.'s Depilatory**, a preparation made by passing  $\text{H}_2\text{S}$  through a mixture of slaked lime two parts and water three parts. **M.'s Hemostatic**, surgeon's agaric saturated with ferric chlorid. **M.'s Operation.** See *Operations*, Table of.

**Martindale's Mixture.** See *Anesthetic*.

**Martineau's Formula.** A formula used in the treatment of syphilis, constituted as follows: Bichlorid of mercury 2½ drams, peptone ½ ounce, chlorid of ammonium ½ ounce. Fifteen grains of this preparation contain nearly four grains of sublimate. It was diluted with water alone or with a mixture of water and glycerin, and was injected in doses of from ½ of a grain upward. It is not much used now. **M.'s Treatment.** See *Treatment*, *Methods of*.

**Martius's Yellow.** See *Pigments*, *Conspectus of*.

**Martynia** (*mar-tin'-e-ah*) [after John Martyn, an American botanist]. A genus of dicotyledonous gamopetalous plants. **M. proboscidea**, unicorn plant, employed as a mucilaginous drink in bladder-troubles.

**Maruta** (*ma-ru'-tah*) [L.]. A genus of composite-flowered herbs. **M. cotula**, mayweed, or dog-fennel, is an ill-scented weed common in Europe and North America. It is antipyretic and insecticide, is a vesicant of some power, and is said to be a good application to bruises and swellings. Unof.

**Mas, Masc** (*mas, mask*) [L. abbrev. of *masculus*, the male, or *masculus*, masculine]. 1. In biology, employed to designate a male plant or animal. Its symbol is usually ♂. In old usage it was frequently employed in a fanciful way as the specific name of



plants. See *Aspidium filix mas*. 2. The center-pin of a trephine.

**Mascarpio** (*mas-kahr'-pe-o*) [*mas*, male; *carpere*, to pluck]. A masturbator.

**Maschaladenitis** (*mas-kal-ad-en-i'-tis*) [*μασχάλη*, axilla; *ἀδὴν*, gland; *ιτις*, inflammation]. Inflammation of the glands of the axilla.

**Maschaleous** (*mas-kal'-e-us*) [*μασχάλη*, axilla]. Pertaining to the axilla.

**Maschaliatria** (*mas-kal-e-a'-tre-ah*) [*μασχάλη*, axilla; *ιατρεια*, treatment]. Treatment by incisions in the axilla.

**Maschalister** (*mas-kal'-is-ter*) [*μασχάλιστήρ*, girth, girdle]. The second cervical vertebra, the axis.

**Maschalonus** (*mas-kal-ong'-kus*) [*μασχάλη*, axilla; *ὄγκος*, tumor]. An axillary tumor.

**Maschalopanus** (*mas-kal-op'-an-us*). Synonym of *Maschalonus*.

**Maschalyperidrosis** (*mas-kal-ip-er-id-ro'-sis*) [*μασχάλη*, axilla; *ὑπέρ*, over; *ιδρώσις*, sweating]. Excessive sweating in the armpits.

**Masculine** (*mas'-ku-lin*), **Masculous** (*mas'-ku-lus*) [dim. of *mas*, a male]. Of the male sex.

**Masesis** (*mas-e'-sis*). Synonym of *Mastication*.

**Maseter** (*mas'-e-ter*). Synonym of *Masseter*. See *Muscles*, Table of.

**Mash** [ME., *masche*, mash]. A mixture of malt and water prepared in breweries and distilleries for making beers and spirits. Also, the mixture of grains used in feeding animals.

**Mask** (*mask*) [Fr., *masque*, a mask]. 1. In biology, a mask-like formation or coloration of the head; a hood or capistrum. 2. In surgery, a bandage applied to the face in case of erysipelas and extensive burns or scalds. 3. Synonym of *Chloasma*. **M.**, **Death**, a cast of the face of a dead person made by covering it with plaster-of-Paris or similar material, which is removed when hard. **M. of Pregnant Women**, the chloasma of pregnancy.

**Masked** (*maskt*) [Fr., *masque*, a mask]. Covered with a mask; concealed. In biology, applied to insects in the larval state, especially such as indicate by lines on the surface the future wings, legs, and other parts of the imago. In botany, the same as *Personate*. **M. Disease**, one that is concealed by concomitant symptoms. **M. Epilepsy**. See *Epilepsy*. **M. Malaria**. See *Dumb Ague* and *Malarial Fever*. **M. Reaction**, in chemistry, one that is concealed by a concurrent reaction.

**Masochism** (*mas'-o-kizm*) [from Sacher-Masoch, an Austrian novelist]. Sexual perversion in which the pervers takes delight in being subjected to degrading, humiliating, or cruel acts on the part of his or her associate. It is the opposite of Sadism. The victims of this perversion experience peculiar pleasure at the sight of a rival who has obtained the favor of their mistress, and will even receive blows and lashes from the rival with a voluptuous mixture of pain and pleasure. Masochism corresponds to the Passivism of Stefanowski.

**Masochist** (*mas'-o-kist*) [*Masoch*, from Sacher-Masoch, an Austrian novelist]. One addicted to masochism.

**Masochistic** (*mas'-o-kis'-tik*) [*Sacher-Masoch*, an Austrian novelist]. Relating to masochism.

**Mason's Lung**. A synonym of *Pneumonokoniosis*. **M.'s Method**. See *Treatment, Methods of*.

**Masque** (*mask*) [Fr.]. Reaumur's name for a grayish-brown, rounded part of the sexual apparatus of the drone-bee. It is thickly set with short spines having curved points. Also see *Mask*.

**Masrite** (*mas'-rit*). See *Mask*.

**Masrium** (*mas'-re-um*) [Arab., *masr*, Egypt]. A

metal described as a new element, found in Egypt in a mineral first called "Johnsonite," but later masrite. The mineral, *masrite*, has the formula  $(Al, Fe)_2O_3 \cdot (MsMnCoFe)O_4 \cdot 4SO_3 \cdot 20H_2O$ . See *Elements, Table of*. *Masrium* has an atomic weight of 228. The sulphate, is a white salt, crystallizing poorly from water, but readily from a fifty per cent. alcoholic solution. The reactions of a soluble salt of masrium resemble those of zinc. The free metal has not been obtained; neither has its vapor-density been determined, or spectroscopic examination made.

**Mass** (*mas*) [*massa*, a mass]. Any aggregation of matter. **M.**, **Blue**. See *Hydrargyrum*. **M.**, **Intermediate Cell**, that part of the embryo from which the mesonephros is developed. **M.**, **Investing**, the tissue that in early embryonic development surrounds the cranial portion of the notochord, and later is transformed into the parachordal cartilages. **M.**, **Vallet's**, *massa ferri carbonatis*. See *Ferrum*.

**Massa** (*mas'-ah*) [L.]. A mass. In pharmacy, a medicinal substance together with an excipient that gives it the adhesive, plastic quality necessary to form a pill. There are three official *massae*.

**Massage** (*mas-ahzh'*) [Fr., from *μάσσειν*, to knead]. A method of effecting changes in the local and general nutrition, action, and other functions of the body, by rubbing, kneading, and other manipulation of the superficial parts of the body by the hand or an instrument. A male operator is called a *masseur*, a female operator, a *masseuse*. **M.**, **Friction**, superficial rubbing. **M. Method of Treating Lacrymal Stenosis**. See *Gould's Method*, under *Treatment, Methods of*.

**Massering** (*mas-er'-ring*) [Fr., from *μάσσειν*, to knead]. The performance of massage.

**Massesis** (*mas-e'-sis*). Synonym of *Mastication*.

**Masset's Test**. See *Tests, Table of*.

**Masseter** (*mas-e'-ter*) [*μασητήρ*, chewer]. See *Muscle*.

**Masseteric** (*mas-et'-er-ik*) [*μασητήρ*, chewer]. *Masserine*; pertaining to the masseter muscle.

**Masseterine** (*mas-et'-er-en*) [*μασητήρ*, chewer]. Pertaining to the masseter muscle.

**Masseur** (*mas-ur'*) [Fr.]. A man who practises massage.

**Masseuse** (*mas-ur'z'*) [Fr.]. A woman who practises massage.

**Massicot** (*mas'-ik-et*) [Fr.]. PbO. Yellow protoxide of lead; litharge.

**Massotherapeutics**, **Massotherapy** (*mas-o-ther-ap-u'-tikis*, *mas-o-ther'-ap-e*) [*μάσσειν*, to knead; *θεραπείν*, to treat]. The treatment of disease by means of massage.

**Massoy Bark** (*mas-oi' bark*). 1. The bark of *Cinnamomum kiamis*, of the E. Indies; aromatic and antidyenteric; it affords the volatile oil of *massoy*. 2. The bark of *Massoia aromatica*, a tree of New Guinea.

**Massula** (*mas'-su-lah*) [L., dim. of *massa*, a lump or mass: *pl.*, *Massule*]. In biology: (a) an adherent group of pollen-grains produced by a single mother-cell. (b) One of the two or more spheric masses containing microspores, and derived from the mucilage of the microsporangia of *Azolla*. These masses are sometimes covered with barbed hair-like appendages, called *glochids*.

**Mast-cells**. Cells filled with basophile granules, found in the connective tissue and in foci of chronic inflammation.

**Mastaden** (*mas'-ta-den*) [*μαστός*, breast; *ἀδὴν*, gland]. The mammary gland.

**Mastadenitis** (*mas-tad-en-i'-tis*) [*μαστός*, breast; *ἀδὴν*, gland; *ιτις*, inflammation]. Inflammation of the mammary gland.

**Mastalgia** (*mas-tal'-je-ah*) [*μαστός*, breast; *ἄλγος*, pain]. Any pain in the breast.

- Mastatrophia** (*mas-tat-ro'-fe-ah*) [μαστός, breast; ἀτροφία, atrophy]. Atrophy of the breast.
- Mastauze** (*mas-tavoks'-e*) [μαστός, breast; αἴξη, growth]. Increase in size, or excessive size, of the mammary apparatus.
- Mastax** (*mas'-taks*) [μάσταξ, the mouth]. In biology, the muscular pharynx, containing the masticatory apparatus of a rotifer or wheel-animalcule.
- Mastecchymosis** (*mast-ek-im-o'-sis*) [μαστός, breast; ἐγγήμωσις, ecchymosis]. Ecchymosis of the breast.
- Mastelcosis** (*mast-el-ko'-sis*) [μαστός, breast; ἑλκωσις, ulceration]. Synonym of *Masthelcosis*.
- Master Tissues.** A term applied to the muscular and nervous tissues of the body.
- Masterwort** (*mas'-ter-wert*). Cow Parsnip. The root of *Heracleum lanatum*, a stimulant, carminative, and antispasmodic. Dose of the fld. ext. ʒj-ij. Unof. See also *Imperatoria*.
- Masthelcosis** (*mas-thel-ko'-sis*) [μαστός, breast; ἑλκωσις, ulceration]. Ulceration of the breast.
- Mastic** (*mas'-tik*) [μαστική; μαστίνη, mastic]. The resin flowing from the incised bark of the *Pistacia lentiscus*. It occurs in pale, yellowish, transparent tears, that are brittle, with conchoidal fracture and balsamic odor, and soften between the teeth. It is soluble in alcohol, oil of turpentine, and acetone. It is used in varnish-making, and in dentistry as a temporary filling for teeth that have been prepared for their permanent filling. Internally its action is similar to that of the resin of turpentine. Dose gr. xx-xl.
- Mastication** (*mas-tik-a'-shun*) [μαστικαρε, to chew]. The process of chewing and of insalivation.
- Masticatory** (*mas'-tik-at-o-re*) [μαστικαρε, to chew]. A term applied to remedies or agents designed to be masticated or chewed; also to agents increasing the flow of saliva. **M. Spasm**, spasm from irritation of the peripheral or of the central tract of the motor portion of the fifth nerve.
- Mastiche** (*mas'-ti-ke*). See *Mastic*.
- Masticot** (*mas'-tik-ot*). Synonym of *Massicot*.
- Mastigium** (*mas-tig'-e-um*) [μάστιξ, a whip; *pl.*, *Mastigia*]. In biology, one of the organs provided with defensive lashes, placed on the posterior extremity of certain lepidopterous larvæ.
- Mastigobranchia** (*mas-tig-o-brang'-ke-ah*) [μάστιξ, whip; βράγχια, gills]. In biology, the branchial lash of a crustacean. It is synonymous with the *epipodite* and *epignathite* of Milne-Edwards, and sometimes with part of the *podobranchite* of Huxley and with the *apodemata* of McCoy, and the flabellum of old authors. (Bate.)
- Mastigophoric** (*mas-tig-o-for'-ik*) [μάστιξ, whip; φόρος, bear]. Same as *Mastigophorous*.
- Mastigophorous** (*mas-tig-off'-o-rus*) [μαστιγοφόρος, bearing a whip]. In biology, flagellate, as certain infusoria or zoospores.
- Mastigopod** (*mas-tig'-o-pod*) [μάστιξ, a whip; πόος (ποδ), foot]. In biology, applied to the ciliated or flagellate stage in the development of certain organisms, as the myxomycetes.
- Mastigosis** (*mas-tig-o'-sis*) [μαστιγώσις, from μαστιγών, to whip]. Flagellation as a therapeutic measure.
- Mastilin** (*mas'-til-in*) [μαστίνη, mastic]. The resin found in mastic.
- Mastitis** (*mas-ti'-tis*) [μαστός, breast; ιτις, inflammation]. Inflammation of the breast. **M. neonatorum**, mastitis of infants. **M., Parenchymatous**, inflammation of the proper glandular substance of the breast. **M., Retro-mammary**, **M., Submammary**, or **Paramastitis**, inflammation of the connective tissue between the gland and the thorax. **M., Supra-mammary**, inflammation of the superficial connective tissue of the breast.
- Mastix** (*mas'-tik*). Synonym of *Mastic*.
- Masto-carcinoma** (*mas-to-kar-sin-o'-mah*) [μαστός, breast; καρκίνωμα, carcinoma]. Mammary carcinoma.
- Masto-chondrosis** (*mas-to-kon-dro'-sis*) [μαστός, breast; χόνδρος, cartilage]. A chondromatous tumor of the mamma.
- Mastodealgia** (*mas-to-de-al'-je-ah*) [μαστόδης, mastoid; άλγος, pain]. Pain in the mastoid process.
- Mastodeocentesis** (*mas-to-de-o-sen-te'-sis*) [μαστόδης, mastoid; κέντησις, a thrust]. Surgical perforation of the mastoid process.
- Mastodeo-paracentesis** (*mas-to-de-o-par-as-en-te'-sis*). Synonym of *Mastodeocentesis*.
- Mastodynia** (*mas-to-din'-e-ah*) [μαστός, breast; ὀδὴν, pain]. Pain in the breast.
- Mastoid** (*mas'-toid*) [μαστός, breast; εἶδος, like]. Having the shape of the breast; a descriptive term applied to a process and to a foramen of the temporal bone, and to other parts. **M. Abscess**, an abscess of the mastoid cells. **M. Angle**, the postero-inferior angle of the parietal bone. **M. Antrum**, a cavity in the mastoid portion of the temporal bone. **M. Cells**, the cells or hollow spaces exhibited in the structure of the mastoid process. **M. Disease**, inflammation and suppuration of the mastoid cells. **M. Foramen**. See *Foramina*, Table of. **M. Fossa**. See *Fossa*. **M. Process**, the protruding part of the temporal bone felt behind the ear.
- Mastoidal** (*mas-toi'-dal*), **Mastoideal** (*mas-toi-de'-al*), **Mastoidean** (*mas-toi-de'-an*) [μαστός, breast; εἶδος, like]. Pertaining to the mastoid process.
- Mastoidealgia** (*mas-toi-de-al'-je-ah*) [μαστός, breast; άλγος, pain]. Synonym of *Mastodealgia*.
- Mastoidocentesis** (*mas-toi-de-o-sen-te'-sis*). See *Mastodeocentesis*.
- Mastoideus** (*mas-toi-de'-us*) [μαστός, breast; εἶδος, like]. A muscle attached to the mastoid process. See *Muscles*, Table of.
- Mastoiditis** (*mas-toi-d'-tis*) [μαστός, breast; εἶδος, like; ιτις, inflammation]. 1. Inflammation of the mastoid cells, and of their lining mucous membrane. 2. Inflammation of the periosteum of the mastoid process.
- Mastology** (*mas-tol'-o-je*) [μαστός, breast; λόγος, treatise]. A treatise on the mammary apparatus, its anatomy and diseases.
- Mastomenia** (*mas-to-me'-ne-ah*) [μαστός, breast; μήν, month]. Vicarious menstruation from the breast.
- Mastoncus** (*mas-tong'-kus*) [μαστός, breast; ὄγκος, tumor]. Any tumor of the mammary gland or nipple.
- Masto-occipital** (*mas'-to-ok-sip'-it-al*) [μαστός, breast; occiput, occiput]. Pertaining to the mastoid process and the occipital bone.
- Masto-parietal** (*mas'-to-par-i'-et-al*) [μαστός, breast; paries, wall]. Pertaining to the mastoid process and the parietal bone.
- Mastopathy** (*mas-top'-ath-e*) [μαστός, breast; πάθος, disease]. Any disease or pain of the mammary apparatus.
- Mastorrhagia** (*mas-tor-a'-je-ah*) [μαστός, breast; ῥήγνυναι, to break forth]. Hemorrhage from the breast.
- Masto-scirrhus** (*mas-to-skir'-us*) [μαστός, breast; σκίρ-ρός, hard]. Scirrhus carcinoma of the mamma.
- Mastospargosis** (*mas-to-spar-go'-sis*) [μαστός, breast; σπάργωσις, swelling]. Enlargement or swelling of a mamma, especially that due to excess of milk.
- Mastosyrinx** (*mas-to-si'-rinks*) [μαστός, breast; σῦριγξ, pipe]. A mammary fistula.
- Mastotheca** (*mas-to-the'-kah*) [μαστός, the breast;θήκη, a receptacle: *pl.*, *Mastothecæ*]. In biology, a pouch in which the nipples of the mammary glands are situated, as in the *Marsupialia*, whose young are born



in an exceedingly rudimentary condition, and are never nourished by means of an allantoic placenta, but are transferred to the nipple of the mother, to which they remain firmly attached for a considerable time and are nourished, the milk being injected into the mouth by compression of the muscle covering the mammary gland. Cf. *Marsupium*.

**Mastous** (*mas'-tus*) [μαστός, breast]. Having large mamme.

**Mastozoön** (*mas-to-zo'-on*) [μαστός, breast; ζῶον, animal]. A mammal.

**Masturbation** (*mas-tu-pra'-shun*). Synonym of *Masturbation*.

**Masturbation** (*mas-ter-ba'-shun*) [*masturbari*, to pollute one's self; *manus*, the hand; *stuprare*, to ravish]. Production of the venereal orgasm by the hand; secret vice.

**Masturbational, Masturbatory** (*mas-ter-ba'-shun-al, mas-ter-ba'-tor-e*) [*masturbari*, to pollute one's self]. Pertaining to masturbation.

**Masuri** (*mas-u'-re*) [Ind.]. The name commonly given in India to a parasite of the horse, *Amphistoma colinski*. See *Parasites (Animal)*, Table of.

**Matchmaker's Disease**. See *Phosphorus-necrosis*.

**Maté** (*ma'-ta*) [Sp., *mate*, a vessel]. Paraguay Tea. The leaves of *Ilex paraguayensis*, an infusion of which is used in South America as a substitute for tea and coffee. Its properties are due to *caffein*.

**Mater** (*mah'-ter*). See *Dura Mater* and *Pia Mater*.

**Materia** (*ma'-e'-re-ah*) [L.]. Matter. **M. chirurgica**, the instruments, appliances, and general outfit of a surgeon. **M. medica**, the science that treats of drugs; the things used in medicine.

**Material** (*ma'-e'-re-al*) [*materia*, matter]. Pertaining to matter; also, the substance of which anything consists.

**Materialism** (*ma'-e'-re-al-izm*). See *Spiritualism*.

**Materies morbi** (*ma'-e'-re-ēz mor'-bi*) [L., "matter of disease"]. 1. That material which is essential to the existence of a disease considered as an entity. 2. A material that is the immediate cause of a disease or of an illness.

**Maternal** (*ma-tur'-nal*) [*mater*, mother]. Pertaining to the mother. **M. Impressions**. See *Impressions*.

**Maternity** (*ma-tur'-nit-e*) [*mater*, mother]. 1. Motherhood. 2. [Fr., *maternité*.] A lying-in hospital.

**Matica** (*ma'-e'-kah*). See *Matico*.

**Maticin** (*ma'-is-in*) [Sp., *matico*]. A bitter principle that exists in matico.

**Matico** (*ma'-e'-ko*) [Sp.]. The leaves of *Artanthe elongata*, an aromatic tonic, stimulant, and aphrodisiac. It is valuable in catarrhal diseases of the mucous membranes; the leaves are efficacious as a hemostatic agent. Dose of the fld. ext. ʒss-ij; of a 10 per cent. tinct. ʒss-ij. **M., Infus.** (B. P.) Dose ʒj-iv.

**Matrass** (*ma'-ras*) [Fr., *matras*, a chemic vessel]. A urinal.

**Matricaria** (*ma-rik-a'-re-ah*) [*matrix*, womb]. German Chamomile; the flower-tops of *M. chamomilla*. Matricaria contains a volatile oil and a bitter extractive principle, and is a mild tonic, and in large doses emetic and antispasmodic. It is a popular domestic remedy among the Germans, and is the chamomilla of the homeopathic pharmacopeia. Dose, of the infusion, indefinite.

**Matriculate** (*ma-rik'-u-lāt*) [*matricula*, a register]. To receive admission and to enroll one's self as a member of a college.

**Matricyte** (*ma'-tris-it*) [μάτηρ, mother; κύτος, cell]. A mother-cell.

**Matrix** (*ma'-triks*) [L., a mold in which anything is

cast]. 1. A mold; the cavity in which anything is formed. 2. That part or tissue into which any organ or process is set, as the matrix of a tooth or of a nail; the intercellular substance. 3. In dentistry, a piece of steel or other metal of suitable form, used in filling proximal cavities. 4. The uterus.

**Matrixitis** (*ma-triks-i'-tis*). Same as *Onychia*.

**Matron** (*ma'-tron*) [*matrona*, a matron]. The principal female nurse or housekeeper of a hospital.

**Matted** (*ma'-ed*) [ME., *matte*, a mat]. Closely adherent; applied to tissues or structures that have been bound together by inflammatory exudate.

**Matter** (*ma'-er*) [*materies*; *materia*, matter]. The substance, or stuff, of which anything is made; the term is used as the name of certain tissues (as white matter, gray matter); also of certain morbid products (e. g., cheesy matter). Pus is colloquially designated as *matter*. **M., Cheesy**, the peculiar yellow cheese-like material, found in scrofulous and tuberculous glands, tissues, and other structures. **M., Gray** (of *Sömmering*). The locus niger of the crus cerebri.

**Matteuci's Muscular Pile**. See *Pile*.

**Mattoid** (*ma'-toid*) [*matthus*, drunk; εἶδος, like]. A person half-crazed; a crank, or paranoiac.

**Maturant** (*ma'-u-rant*) [*maturare*, to ripen]. 1. Ripening; hastening the process of maturation. 2. Any agent that promotes suppuration or maturation.

**Maturation** (*ma-tu-ra'-shun*) [*maturatio*; *maturare*, to ripen]. 1. The period of ripening. The culminating stage of inflammation marked by the collection and excretion of pus in some part of the inflamed tissue. 2. The ripening of the ovum; the stage succeeding the extrusion of the polar bodies. **M. of Cataract**. See *Cataract*.

**Matervative** (*ma'-u-ra-tiv*). Synonym of *Maturant*.

**Mature** (*ma-tūr'*) [*maturare*, to ripen]. Ripe; also, to ripen.

**Maturity** (*ma-tū'-rit-e*) [*maturitas*; *maturare*, to ripen]. Full development; the quality or period of complete growth.

**Matutinal** (*ma-tu'-tin-al*) [*Matuta*, goddess of the morning]. Occurring in the morning, as matutinal nausea.

**Matzoon** (*ma'-zūn*). A variety of koumiss, prepared largely in Asiatic Turkey. It is the Turkish equivalent of the Arabian *leben*, q. v.

**Mauchart's Ligaments**. See *Ligament*.

**Maumène's Test**. See *Tests*, Table of.

**Mauriceau's Method**. See *Treatment*, Methods of.

**Mauriceau-Lachapelle Method**. Same as *Mauriceau's Method*.

**Mauthner, Sheath of**. A thin zone of protoplasm situated immediately adjacent to the axis-cylinder of a nerve, and separating it from the medullary sheath.

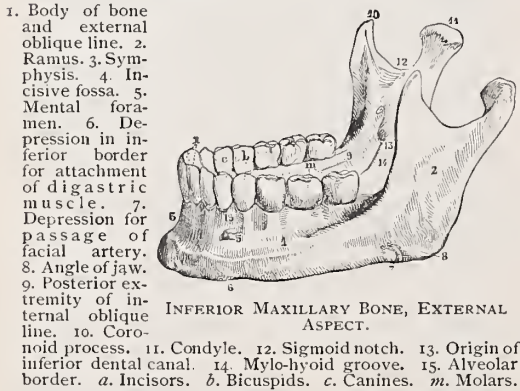
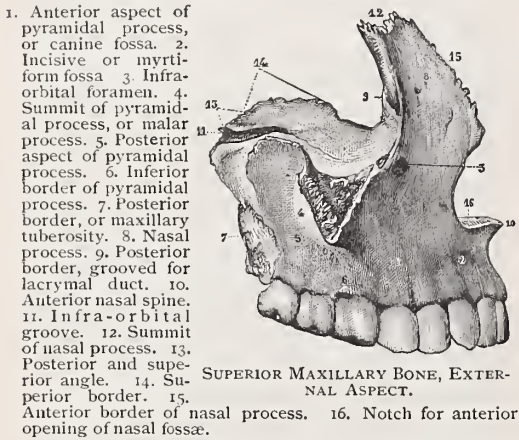
**Mauvanilin** (*mauw-an'-il-in*) [Fr., *mauve*, yellow; *anilin*], C<sub>10</sub>H<sub>9</sub>N<sub>3</sub>O. A derivative of anilin, occurring as a by-product in the manufacture of rosanilin. It is soluble in alcohol, in benzene, and in acetic ether. See *Pigments*, *Conspectus of*.

**Mauve** (*mauv*) [Fr.]. A purple dye derived from anilin. It is a salt of *mauvein*, q. v. See also *Pigments*, *Conspectus of*.

**Mauvein** (*mauv'-ve-in*) [Fr. *mauve*, yellow], C<sub>22</sub>H<sub>19</sub>N<sub>5</sub>. A base derived from anilin; its salts, especially the sulphate, form the anilin-dye mauve. It is a dark, crystalline powder, soluble in alcohol, insoluble in benzene and ether. See *Pigments*, *Conspectus of*.

**Maw-bound. M.-worm**. Any intestinal worm that finds its way into the stomach, as *Oxyuris vermicularis*, or especially *Ascaris lumbricis*. See *Parasites (Animal)*, Table of.

**Maxilla** (*maks-il'-ah*) [L., the jaw-bone; *pl.*, *Maxillæ*]. The bone of the upper jaw, the supra-maxillary bone proper, but applied also to the bone of the lower jaw;



among insects and crustaceans, a member of one of the pairs of gnathites behind and below the mandibles.

**Maxillar** (*maks'-il-ar*), **Maxillary** (*maks'-il-a-re*) [*maxilla*, jaw-bone]. Pertaining to the maxillæ or jaws. **M. Bones**, the bones of the jaws, consisting of an inferior or lower, and a superior or upper jaw. **M. Nerve**, **Inferior**. See *Nerves*, *Table of*. **M. Nerve**, **Superior**. See *Nerves*, *Table of*. **M. Sinus**, the antrum of Highmore.

**Maxillen** (*maks'-il-en*) [*maxilla*, jaw-bone]. Belonging to the maxillary bone in itself.

**Maxilliform** (*maks-il'-if-orm*) [*maxilla*, jaw; *forma*, form]. Shaped like a jaw-bone.

**Maxilliped**, **Maxillipede** (*maks-il'-ip-ed*, *maks-il'-ip-ed*) [*maxilla*, jaw; *pes*, foot]. In biology, one of the foot-jaws or gnathopodites of a crustacean.

**Maxillitis** (*maks-il'-tis*) [*maxilla*, jaw; *itis*, inflammation]. Inflammation of a maxillary gland.

**Maxillo-dentary** (*maks-il-o-den'-tar-e*) [*maxilla*, jaw; *dens*, tooth]. Pertaining to the jaw and the teeth.

**Maxillo-jugal** (*maks-il-o-ju'-gal*) [*maxilla*, jaw; *jugum*, yoke]. Pertaining to the jaw and the malar bone.

**Maxillo-mandibular** (*maks-il-o-man-dib'-u-lar*) [*maxilla*, jaw; *mandibula*, lower jaw]. Pertaining to the upper jaw and the lower jaw.

**Maxillo-palatine** (*maks-il-o-pal'-at-in*) [*maxilla*, jaw;

*palatum*, palate]. Pertaining to the maxilla and the palatine bone.

**Maxillo-palpebralis** (*maks-il-o-pal-pe-bra'-lis*). Synonym of *Orbicularis palpebrarum*. See *Muscles*, *Table of*. **Maxillo-pharyngeal** (*maks-il-o-far-in'-je-al*) [*maxilla*, jaw; *φάρυγξ*, pharynx]. Pertaining to the jaw and the pharynx.

**Maxillo-turbinal** (*maks-il-o-tur'-bin-al*) [*maxilla*, jaw; *turbo*, whirlwind]. Pertaining to the maxillo-turbinal bone. **M.-t. Bone**, the inferior turbinate bone.

**Maximal** (*maks'-im-al*) [*maximus*, the greatest]. Pertaining to the maximum; highest or largest. **M. Contraction**, the extreme height of the lift or muscular contraction reached by gradually increased stimulus. **M. Thermometer**, a clinical thermometer with a device (a pin on top of the mercurial column) for preserving a record of the highest temperature to which it may have been subjected since the last observation.

**Maximum** (*maks'-im-un*) [L., the greatest]. The greatest or highest degree. **M. Dose**, the largest dose of a medicament that may be safely given. **M. Occipital Point**. See *Cranio-metric Points*.

**Maxwell's Spot**. A peculiar figure seen when blue light corresponding to blue glass F, of Rathenow's scale, is made to pass with rapid intermissions before the eye.

**M.'s Theory**. See *Light*.

**May** (*ma*) [*Maia*, the goddess of growth]. The name of the fifth month. Also, a descriptive term applied to many flowers that mature in that month. **M.-apple**. See *Podophyllum*. **M.-epidemic**, a synonym in Europe for *Croupous Pneumonia*. **M.-flower**. See *Trailing Arbutus*. **M.-weed**. See *Maruta*.

**Mayer's Alcoholic Carmin**. See *Stains*, *Table of*. **M.'s Cochineal**. See *Stains*, *Table of*. **M.'s Hemalum Staining Fluid**. See *Stains*, *Table of*. **M.'s Reagent**. See *Tests*, *Table of*. **M.'s Solution**, a culture-medium for bacteria. It contains di-hydrophosphate phosphate, calcic phosphate, and magnesium sulphate, each .1 gram, pepsin .23 gram, and 15 per cent. solution of sugar-candy 20 c.c.

**Mayet's Formula**. See *Alimentation*, *Rectal*. **M.'s Paste**, a caustic paste composed of zinc chlorid 8 parts, zinc oxide 1 part, wheat flour 7 parts, water 1 part.

**Mayhem** (*ma'-hem*) [OF., *mehaigner*, to hurt]. A legal term signifying the violent and unauthorized privation by another, of any useful part or organ of the body; mutilation; maiming.

**Maynard's Adhesive Liquid**. Same as *Collodion*.

**Mayor's Scarf**. A simple dressing for fracture of the clavicle. It is made of a square of muslin, the diagonal being long enough to reach easily around the body. It is folded diagonally, and the forearm placed between the folds and laid horizontally across the chest; the ends of the diagonal are tied together at the back, and the other two ends are drawn snugly up in front so as to support the weight of the arm, and tied together around the neck. See *Handkerchief-dressing*.

**Mays** (*māz*) [L.]. The genus *Zea*, *q. v.*

**Maza** (*ma'-zah*) [*μαζα*, cake]. The placenta.

**Mazalgia** (*ma-zal'-je-ah*) [*μαζός*, breast; *ἀλγος*, pain]. Mastalgia, or mastodynia.

**Mazalysis** (*ma-zal'-is-is*) [*μαζα*, cake; *ἀ* priv.; *λίσσις*, a loosing]. Retention of the placenta. Sometimes used as synonym of *Mazolysis*, *q. v.*

**Mazic** (*ma'-zik*) [*μαζα*, placenta]. Pertaining to the placenta.

**Mazischesis** (*ma-zis'-kes-is*). Synonym of *Mazalysis*.

**Mazocacothesis** (*ma-zo-kak-oth'-es-is*) [*μαζα*, cake; *κακός*, ill; *θέσις*, placing]. Faulty implantation of the placenta.



**Mazodynia** (*ma-zo-din'-e-ah*) [*μαζός*, breast; *ὀδύνη*, pain]. Same as *Mastodynia*.

**Mazology** (*ma-zol'-o-je*). Same as *Mastology*.

**Mazolysis** (*ma-zol'-is-is*) [*μαῖα*, cake; *λύσις*, loosing]. Separation of the placenta.

**Mazolytic** (*ma-zo-lit'-ik*) [*μαῖα*, cake; *λύσις*, loosing]. Pertaining to mazolysis.

**Mazopathy** (*ma-zop'-ath-e*) [*μαῖα*, cake, placenta; *πάθος*, illness]. 1. Any disease of the placenta. 2. [*μαζός*, breast; *πάθος*, illness]. Same as *Mastopathy*.

**Meable** (*me'-a-bl*) [*meabilis*, easily penetrating]. Capable of being readily traversed or passed through.

**Mead** (*mēd*) [ME., *mede*, mead]. Dilute, fermented honey or syrup flavored. See *Hydromel* and *Metheglin*.

**Meadow Anemone**. See *Pulsatilla*. **M. Saffron**. See *Colchicum*.

**Meal** (*mēl*) [ME., *mele*, meal]. A coarse flour made from leguminous seeds or cereals.

**Measle** (*mēs'-el*) [singular of ME. *meseles*, measles]. An individual *Cysticercus cellulosæ*. **M. of Pork**. See *Cysticercus*. **M.-worm**, cysticercus.

**Measles** (*mēs'-els*) [ME., *meseles*, measles]. 1. Rubeola, Morbilli. An acute, infectious disease, characterized by a peculiar eruption and by catarrhal inflammation of the mucous membranes of the conjunctiva and the air-passages. The period of incubation is nearly two weeks. The eruption is of a peculiar reddish color and assumes the form of concentric patches. The disease affects principally the young, is exceedingly contagious, and one attack of it confers almost perpetual immunity. 2. Fr., *ladrérie*; Ger., *Finnen*. A disease of the pig, the ox, the sheep, the reindeer, the dog, the cat, and man, due to the presence in the muscles, connective tissue, the brain, and other organs, of the finns or larvæ of various tapeworms; a form of cysticercosis. See *Cysticercus*, under *Parasites* (*Animal*), *Table of*. **M., Anomalous**, a form in which the symptoms are irregular, either the fever, catarrh, or eruption being absent. **M., Bastard**. Synonym of *Rötheln*. **M., Benign**, measles running through its ordinary course. **M., Black**, a very malignant, usually hemorrhagic form of measles. **M., Camp**, an epidemic form occurring among soldiers. **M., Cholericform**, a form in which choleraic symptoms supervene. **M., Dyspneic**, a grave form associated with congestion of the lungs and speedy death. It is most frequent in infants and young soldiers. **M., False**. Synonym of *Rötheln*. **M., Fire**. See *Rötheln*. **M., French**. Synonym of *Rötheln*. **M., German**. Synonym of *Rötheln*. **M., Hemorrhagic**, a form in which the eruption is hemorrhagic in type. **M., Malignant**, a fatal form with petechiæ, diarrhea and extreme prostration. **M., Putrid**, the same as *M., Malignant*. **M., Typhoid**, a severe form attended by hyperpyrexia and marked prostration.

**Measly** (*mēs'-le*) [ME., *meseles*, measles]. Containing measles (cysticerci); covered with a measles-like eruption.

**Measures** (*mezhl'-ürz*). See *Weights and Measures* and *Metric System*.

**Meat** (*mēt*) [ME., *mete*, meat]. The muscular tissues of an animal, used as food. **M.-biscuit**, a palatable biscuit, weighing about 1  $\frac{1}{4}$  lbs., and containing from 10 to 12 per cent. of water. It is made by mixing together, cooking, and baking, 1 lb. flour, 1 lb. meat,  $\frac{1}{4}$  lb. suet,  $\frac{1}{2}$  lb. potatoes, with a little sugar, onion, salt, pepper, and spices. It will keep unchanged for four months. **M.-inspection**, the examination of meat, by experts, usually at the slaughter-houses, for the purpose of determining the presence or absence of disease, especially of tuberculosis and other infectious

diseases, and of trichiniasis. **M.-washings**. See *Dysentery*.

**Meatometer** (*me-at-om'-et-er*) [*meatus*, meatus; *μέτρον*, measure]. An instrument used in measuring the caliber of the meatus urinarius.

**Meatoscope** (*me-at'-o-skōp*) [*meatus*, meatus; *σκοπεῖν*, to inspect]. A speculum used in the examination of the distal portion of the male urethra.

**Meatotome** (*me-at'-o-tōm*) [*meatus*, meatus; *τομή*, a cutting]. A cutting instrument used in performing meatotomy.

**Meatotomy** (*me-at-ot'-o-me*) [*meatus*, meatus; *τομή*, section]. Surgical incision of the meatus urinarius.

**Meatus** (*me-at'-tus*) [*meare*, to flow or pass]. A passage. **M. auditorius externus**, the canal extending from the concha to the membrana tympani. **M. auditorius internus**, the internal auditory canal. **M. urethræ**, **M. urinarius**, the orifice of the urethra. **M. of Nose**, one of the three meati into which the turbinal bones divide the nasal cavity. **M. venosus**, a short vein, the vitelline, into which the omphalo-mesenteric veins empty.

**Mecca Balsam-tree**. See *Carpobalsamum*.

**Mechanencephalitis** (*mek-an-en-sef-al'-tis*) [*μηχανή*, instrument; *ἐγκέφαλος*, brain; *ιτις*, inflammation]. Encephalitis due to injury.

**Mechanic, Mechanical** (*me-kan'-ik*, *me-kan'-ik-al*) [*μηχανικός*, pertaining to a machine]. Machine-like; lacking spontaneity; physical; non-vital; pertaining to mechanics. **M. Dentistry**, the art of constructing and applying artificial teeth, artificial palates, obturators and appliances for the correction of irregularity in the arrangement of the natural teeth. **M. Parts**, the stand of a microscope, excluding the ocular and objective. **M. Theory**, Virchow's theory of tumor-formation, viz., that tumors are due primarily to local irritation.

**Mechanics** (*me-kan'-iks*) [*μηχανική*, instrument]. The science that treats of forces and powers and their application, either directly or by the intervention of machinery. It may treat of bodies at rest (statics), or in motion (dynamics).

**Mechanism** (*mek'-an-izm*) [*mechanismus*, from *μηχανή*, instrument]. Any structure having the nature of a machine. The method by which any process is carried on. **M. of Accommodation**. See *Accommodation*. **M. of Labor**. See *Labor*.

**Mechano-therapy** (*mek'-an-o-ther'-ap-e*) [*μηχανή*, instrument; *θεραπεία*, treatment]. The use of mechanical agencies, such as massage, exercise, and the like, in the treatment of disease.

**Meckel's Cartilage**. The cartilage of the mandibular arch in the embryo. **M.'s Cave or Space**, the recess of dura mater lodging the Gasserian ganglion. **M.'s Diverticulum**, a diverticulum of the ileum, arising from one to two feet above the ilio-cecal valve, and representing a portion of the nonobliterated omphalomesenteric canal of the fetus. See *Diverticulum*. **M.'s Ganglion**. See *Ganglia*, *Table of*. **M.'s Ligament**. See *Ligament*. **M.'s Plane**. See *Plane*.

**Meckelian Bar**. Same as *Meckel's Cartilage*. **M. Ganglion**. See *Ganglia*, *Table of*.

**Mecometer** (*me-kom'-et-er*) [*μήκος*, length; *μέτρον*, measure]. An instrument used in measuring newborn infants.

**Meconalgia** (*me-kon-al'-je-ah*) [*μήκων*, poppy; *ἄλγος*, pain]. Pain or neuralgia following the disuse of opium.

**Meconarcein** (*mek-o-nar'-se-in*) [*μήκων*, opium; *ναρκούν* to benumb]. A preparation of opium alkaloids, having sedative properties, but which is free from morphin.

**Meconate** (*mek'-on-āt*) [*μήκων*, opium]. A salt of meconic acid.

**Meconeuropathia** (*mek-on-u-ro-pa'-the-ah*) [*μήκων*, opium; *νεῦρον*, nerve; *πάθος*, illness]. Nervous disorder due to the abuse of opium, or its narcotic derivatives.

**Meconal Colic** (*mek-o'-ne-al*). See *Colic*.

**Meconic** (*mek-on'-ik*) [*μήκων*, poppy]. Pertaining to opium. **M. Acid.** See *Acid*.

**Meconidin** (*mek-on'-id-in*) [*μήκων*, poppy],  $C_{21}H_{23}NO_4$ . An amorphous alkaloid of opium.

**Meconidium** (*mek-on-id'-e-um*) [*μήκων*, part of the intestine of a testaceous animal; the ink-bag of a cuttlefish: *pl.*, *Meconidia*]. In biology, one of the generative medusoid buds or zooids developed on the gonotheca of certain hydroids (*Gonothyrea*), and that gives rise to ciliated embryos.

**Meconin** (*mek'-on-in*) [*μήκων*, poppy],  $C_{10}H_{10}O_4$ . A substance that results from the action of sodium amalgam upon opianic acid. It occurs already formed in opium, and is obtained on boiling narcotin with water. It yields shining crystals, melting at  $102^\circ$  C., and dissolving with difficulty in water. It is said to be an hypnotic. Unof.

**Meconiod** (*mek-o'-ne-oid*) [*μήκων*, poppy; *εἶδος*, like]. Resembling meconium.

**Meconiorrhea** (*mek-on-e-or-e'-ah*) [*μηκόνιον*, meconium; *ῥοία*, flow]. A morbidly free discharge of meconium.

**Meconiosin** (*mek-on-i'-o-sin*) [*μήκων*, poppy]. A neutral principle found in opium.

**Meconious** (*mek-o'-ne-us*) [*μήκων*, poppy]. Pertaining to meconium.

**Meconism** (*mek'-on-izm*) [*meconismus*; *μήκων*, poppy]. The opium-habit; opium-poisoning, especially of the chronic kind.

**Meconium** (*mek-o'-ne-um*) [*μηκόνιον*, lit., "poppy-juice"]. The first fecal discharges of the newborn. It is a dark-green, viscid liquid, composed of the secretion of the liver with exfoliated epithelium from the bowel.

**Meconoid** (*mek'-on-oid*). Synonym of *Meconiod*.

**Meconoiosin** (*mek-on-oi'-o-sin*) [*μήκων*, poppy],  $C_8H_{10}O_2$ . A derivative of opium, crystalline in character and giving a dark-red color with sulphuric acid.

**Meconology** (*mek-on-ol'-o-je*) [*μήκων*, opium; *λόγος*, science]. The botany and pharmacology of opium, its allies and derivatives.

**Meconophagism** (*mek-on-off'-aj-izm*) [*μήκων*, opium; *φαγεῖν*, to eat]. The habit of opium-eating.

**Meconophagist** (*mek-on-off'-aj-ist*) [*μήκων*, opium; *φαγεῖν*, to eat]. An opium-eater.

**Medeitis** (*me-de-i'-tis*) [*μήδεα*, genitals; *τις*, inflammation]. Inflammation of the genital organs.

**Media** (*me'-de-ah*) [fem. of *medius*, middle: pl. of *media*]. The middle coat of an artery, vein, or lymph-vessel.

**Mediad** (*me'-de-ad*) [*medius*, middle]. Toward the median plane or line.

**Medial** (*me'-de-al*). See *Median*.

**Median** (*me'-de-an*) [*medius*, the middle]. Middle, mesal, or mesial. **M. Artery.** See *Arteries*, *Table of*. **M. Line.** See *Line*. **M. Nerve.** See *Nerves*, *Table of*. **M. Operation.** See *Operations*, *Table of*. **M. Plane.** See *Plane*.

**Mediastinal** (*me-de-as-ti'-nal*) [*mediastinum*, mediastinum]. Pertaining to the mediastinum.

**Mediastinitis** (*me-de-as-tin-i'-tis*) [*mediastinum*, mediastinum; *τις*, inflammation]. Inflammation of the cellular tissue of the mediastinum. It is characterized by constant severe pain beneath the sternum, together with dyspnea. Pus may form and give rise to constitutional symptoms, and, if in large quantity, to a

fluctuating tumor in an intercostal space or above the episternal notch.

**Mediastino-pericarditis** (*me-de-as'-tin-o-per-ik-ar-di'-tis*) [*mediastinum*, mediastinum; *περί*, around; *καρδιά*, heart; *τις*, inflammation]. Combined inflammation of the mediastinum and the pericardium.

**Mediastinum** (*me-de-as-ti'-num*) [*in medio stare*, to stand in the middle]. A middle portion or septum separating adjacent parts. The pleural folds or septa extending from the spine to the sternum, and dividing the thoracic cavity into right and left chambers. It is divided into the anterior, the middle, and the posterior mediastinum, and otherwise into an upper (or superior) and a lower mediastinum. **M. testis**, a cavity in the posterior portion of the testicle formed by a projection inward of the tunica albuginea. It occupies about one-third of the transverse, and one-fourth of the longitudinal diameter of the testicle.

**Mediate** (*me'-de-āt*) [*medius*, the middle]. Indirect. Also applied to the medium interposed between the surface of the body, and the instruments used in percussion and auscultation. **M. Ligature.** See *Ligature*.

**M. Percussion**, percussion on a pleximeter.

**Medibasilic Vein** (*me-de-bas-il'-ik*). The median basilic vein. See *Vein*.

**Medicable** (*med'-ik-a-bl*) [*medicari*, to heal]. Amenable to cure.

**Medical** (*med'-ik-al*) [*medicilis*; *medicari*, to heal]. Pertaining to medicine, or the healing art. **M. Ethics**, those principles of justice, honor, and courtesy that regulate the intercourse and conduct of physicians. **M. Jurisprudence.** See *Jurisprudence*.

**Medicament** (*med-ik'-am-ent*) [*medicamentum*, from *medicari*, to heal]. A medicinal substance.

**Medicamental, Medicamentary** (*med-ik-am-ent'-tal*, *med-ik-am-ent'-ta-re*) [*medicamentum*, from *medicari*, to heal]. Pertaining to medicine.

**Medicamentation** (*med-ik-am-ent-ta'-shun*) [*medicamentum*, a medicine]. Treatment by medicines.

**Medicamentous** (*med-ik-am-ent'-tus*). See *Medicinal*.

**Medicamentum** (*med-ik-am-ent'-tum*). See *Medicament*. **M. arcanum**, a proprietary or secret remedy.

**Medicaster** (*med'-ik-as-ter*) [*medicus*, a physician]. An ignorant or unskillful physician or pretender; a quack.

**Medicated** (*med'-ik-a-ted*) [*medicatus*, medicated]. Treated or impregnated with medicine. Also, purified and made fit for medical use.

**Medication** (*med-ik-a'-shun*) [*medicatio*, medication]. Treatment by, or impregnation with, a medicine. **M., Hypodermatic, or Hypodermic**, treatment by the introduction of medicines beneath the skin, usually by means of a hypodermatic syringe.

**Medicephalic** (*me-de-sef'-al'-ik*) [*medius*, middle; *κεφαλή*, head]. Median cephalic. See *Vein*.

**Medicerebellar** (*me-de-ser-e-bell'-ar*) [*medius*, middle; *cerebellum*, little brain]. Pertaining to the intermediate region of the cerebellum.

**Medicerebral** (*me-de-ser'-e-bral*) [*medius*, middle; *cerebrum*, brain]. Pertaining to the central portion of the cerebrum.

**Medicinal** (*med-is-in-al*) [*medicina*, medicine]. Pertaining to, or having the nature of, a medicine. **M. Rashes**, eruptions on the skin following the internal administration of certain drugs, *e. g.*, bromin and the bromids, iodin and the iodids, belladonna, copaiba, chloral, mercury, quinin, the salicylates, antipyrin and arsenic.

**Medicine** (*med'-is-in*) [*medicina*, medicine]. The science and art of preserving health, and preventing and curing disease; the "healing art," including also the science of obstetrics. In a more restricted sense of the



word surgery is excluded. On the European continent it is customary to divide medicine into internal and external, the former implying the restricted sense of the term, or the study of diseases of internal organs, the latter referring to surgery or external diseases. The term is applied also to a particular drug or therapeutic application. **M., Atomistic**, dosimetric medicine. **M.-chest**, a case or compartment for storing or carrying medicines. **M., Clinical**, pertaining to the study of disease by the bedside of the patient; internal medicine. **M., Conservative**, a method of treatment with the object of preserving the vital forces, and not by active measures, that endanger the life of the patient; also used in the ordinary sense of the word as relying upon well understood, or accepted or established methods of treatment, rather than upon new and comparatively untried plans. **M., Domestic**, the use of domestic remedies. **M., Dosimetric**. See *Dosimetry*. **M., Eclectic**. See *Eclectic*. **M., Empiric**. See *Empiric*. **M., Equine**, veterinary medicine as applied to the horse. **M., Forensic**, or **M., Legal**, the relations of medicine to jurisprudence, involving the diagnosis of insanity, questions in toxicology, surgery, and the like. **M., Neurodynamic**, the application of heat and cold to the spine in the treatment of certain diseases. **M., pannier**, a pannier used in the United States army for transporting medicines. **M. Patent**, a mixture or compound of sundry drugs for the sale of which the deviser gets a patent from the government. The ordinary so-called patent medicines, however, are not patented, but have only the name copyrighted. **M., Pneumatic**, the treatment of disease by means of compressed and rarefied air. See *Waldenburg's Apparatus*. **M., Preventive**, that which aims at the prevention of disease, in the community as well as in the individual. **M., Proprietary**. See *Medicine, Patent*. **M., State**, medical jurisprudence. **M., Veterinary**, the science and treatment of the diseases of domestic animals.

**Mediciner** (*med-is'-in-er*) [*medicus*, a physician]. A physician.

**Medicinerea** (*me de-sin-e'-re-ah*) [*medius*, middle, and *cinerous*, ashen]. The gray matter of the claustrum and lenticle of the brain, lying between the cortex or ectocinerea and the entocinerea.

**Medico-chirurgical** (*med-ik-o-ki-rur'-jik-al*) [*medicus*, a physician; *χειρουργός*, a surgeon]. Pertaining conjointly to medicine and surgery.

**Medico-legal** (*med-ik-o-le'-gal*) [*medicus*, physician; *lex*, law]. Relating both to medicine and law.

**Medico-mania** (*med-ik-o-ma'-ne-ah*) [*medicus*, physician; *μανία*, madness]. Morbid interest or zeal in medical matters exhibited by non-professional persons.

**Medicommisura** (*me-de-kom'-is-ür*) [*medius*, middle; *commisura*, commissure]. The middle commissure of the third ventricle. The junction of the mesal surfaces of the thalami. It is in a direct line between the porta and the aqueduct, and just dorsal of the aulix. It consists mainly of cells, and is so soft as commonly to be torn during the removal of the brain.

**Medico-pneumatic** (*med-ik-o-nu-ma'-ik*) [*medicus*, physician; *πνεῦμα*, air]. Relating to pneumatic medicine.

**Medico-psychologic** (*med-ik-o-si-ko-loj'-ik*) [*medicus*, physician; *ψύχη*, mind; *λόγος*, science]. Pertaining to medico-psychology.

**Medico-psychology** (*med-ik-o-si-kol'-o-je*) [*medicus*, physician; *ψυχολόγια*, the science of the mind]. Psychologic medicine; the study of mental diseases.

**Medicornu** (*me-de-kor'-nu*) [*medius*, middle; *cornu*, horn]. The middle horn of the lateral ventricle.

**Medicus** (*med'-ik-us*) [L.]. A physician.

**Medifurca** (*me-de-fur'-kah*) [*medius*, middle; *furca*, fork: *pl.*, *Medifurcæ*]. In biology, the middle, forked apodeme that projects into the thoracic cavity of an insect from the sternal wall of the somite.

**Medina-worm** (*me-di'-nah-werm*). See *Filaria medinensis* under *Parasites (Animal)*, *Table of*.

**Medio-bilateral** (*me-de-o-bi-lat'-er-al*) [*medius*, middle; *bis*, twice; *latus*, side]. Pertaining to the middle and to both sides.

**Medio-carpal** (*me-de-o-kar'-pal*) [*medius*, middle; *carpus*, carpus]. Pertaining to the articulation between the two rows of carpal bones.

**Medio-colic** (*me-de-o-kol'-ik*) [*medius*, middle; *κῶλον*, colon]. Pertaining to the middle portion of the colon.

**Medio-dorsal** (*me-de-o-dor'-sal*) [*medius*, middle; *dorsum*, back]. Both median and dorsal; on the mesial line of the back.

**Medio-frontal** (*me-de-o-frun'-tal*) [*medius*, middle; *frons*, forehead]. Pertaining to the middle of the forehead.

**Medio-lateral** (*me-de-o-lat'-er-al*) [*medius*, middle; *latus*, side]. Pertaining to the middle and to one side.

**Medio-occipital** (*me-de-o-ok-sip'-it-al*) [*medius*, middle; *occiput*, occiput]. Pertaining to the middle portion of the occipital region.

**Medio-pontine** (*me-de-o-pon'-tin*) [*medius*, middle; *pons*, bridge]. Pertaining to the central portion of the pons.

**Medio-tarsal** (*me-de-o-tar'-sal*) [*medius*, middle; *tarsus*, tarsus]. Pertaining to the middle articulation of the tarsal bones.

**Medipectus** (*me-de-pek'-tus*). Same as *Mesosternum*.

**Medipeduncle** (*me-de-pe-dung'-kl*) [*medius*, middle; *pedunculus*, peduncle]. The middle peduncle of the cerebellum; the lateral intermediate continuation of the cerebellum to the pons. It is the largest of the three peduncles of the cerebellum, and is mainly continued from the lateral lobe of the latter.

**Mediscalenus** (*me-de-ska-le'-nus*) [*medius*, middle; *σκαληνός*, scalene, oblique]. Synonym of *Scalenus medius*; see *Muscles*, *Table of*.

**Medisect** (*me-de-sekt'*) [*medius*, middle; *secare*, to cut]. To make a dissection, *q. v.*

**Medisection** (*me-de-sek'-shun*) [*medius*, middle; *sectio*, from *secare*, to cut]. Section of the body, or of any symmetric part, at the median longitudinal antero-posterior plane. See *Position and Direction*, *Table of*.

**Medisternum** (*me-de-ster'-num*). Synonym of *Mesosternum*.

**Mediterranean Fever**. See *Fever*.

**Meditriceps** (*me-de-tri'-seps*) [*medius*, middle; *τρεῖς*, three; *κεφαλή*, head]. The middle or long head of the triceps muscle.

**Medium** (*me'-de-um*) [*medius*, the middle: *pl.*, *Media*]. That in which anything moves or through which it acts. In medicine, the sum of conditions by which a patient is surrounded, especially those of light, temperature, and ventilation. Also, a person subject to hypnotizing influence. **M., Culture**. See *Media*, *Nutrient*. **M. of the Eye**, the refracting structures from the anterior surface of the cornea to the retina. **M., Fluid**, any liquid nutrient substance, such as bouillon, milk, and the like. **M., Mounting**. See *Mounting-media*. **M., Nutrient**, the substances used in bacteriologic studies for the cultivation of microorganisms. See *M., Fluid*, and *M., Solid*. **M., Solid**, any solid nutrient substance for the cultivation of bacteria, as gelatin, agar-agar, potato, and the like.

**Mediumism** (*me'-de-um-izm*) [*medius*, the middle]. Hypnotism.

**Medius** (*me'-de-us*) [*medius*, middle]. The middle.

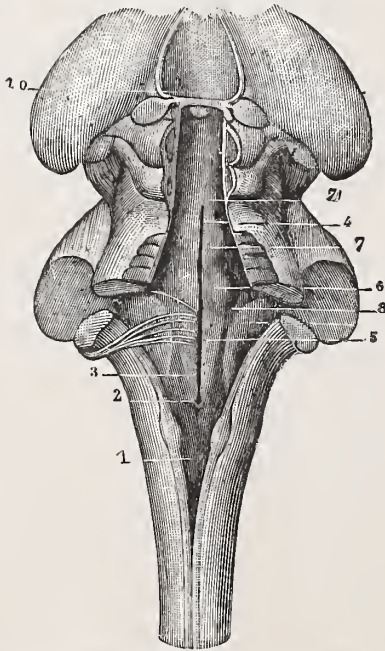
**Medoblennorrhœa** (*me-do-blen-or-e'-ah*). Synonym of *Gonorrhœa* and *Gleet*.

**Medorrhœa** (*me-dor-e'-ah*) [*μήδεα*, genitals; *πόα*, a flow]. A discharge from the reproductive organs.

**M. urethralis**, gonorrhœa. **M. virilis**, gonorrhœa of the male urethra.

**Medorrhœic** (*me-dor-o'-ik*) [*μήδεα*, genitals; *πόα*, flow]. Pertaining to medorrhœa.

**Medulla** (*me-dul'-ah*) [*L.*, marrow]. A fatty substance or marrow occupying certain cavities. Also the central parts of certain organs, as distinguished from the cortex. See *Alba*. **M. of Bone**, bone-marrow. **M. dorsalis**. See *M. spinalis*. **M. of Hair**, the central portion or core of the hair. **M. of Nerve-fiber**, the myelin or white substance of Schwann. **M. oblongata**, the upper enlarged part of the spinal cord, extending from the cord opposite the foramen magnum to the pons Varolii. **M., Renal**, the substance of the renal pyramids. **M. spinalis**, **M. vertebralis**, the spinal cord or marrow; the myelon.



DORSAL ASPECT OF MEDULLA OBLONGATA.

1. Gray matter surrounding central canal. 2. Orifice of this canal. 3. Median fissure. 4. Its upper extremity. 5. Grayish-white matter giving origin to hypoglossal nerve. 6. Eminencia teres. 7. Prominence corresponding to nucleus of 6th nerve. 7'. Nucleus of 3d nerve. 8. Gray column giving origin to mixed nerves. 10. Third ventricle and posterior commissure.

**Medullar** (*me-dul'-ar*). Synonym of *Medullary*.

**Medullary** (*med'-ul-a-re*, or *med-ul'-a-re*) [*medulla*, marrow]. Pertaining to the medulla or to marrow; resembling marrow. Also, pertaining to the white substance of the brain contained within the cortical envelop of gray matter. **M. Canal**, the hollow interior of long bones, in which the marrow lies. **M. Carcinoma**, a soft carcinoma very rich in cells; encephaloid carcinoma. **M. Groove**, a longitudinal groove at the anterior part of the embryonal shield of the blastoderm. **M. Membrane**, the areolar envelop of the marrow of the long bones. **M. Plates**. See *Plate*. **M. Rays**. 1. Also called *Pyramids of*

*Ferrein*; series or bundles of parallel tubules extending from the medulla of the kidney into the cortex. 2. Rays of fundamental tissue that connect the pith with the cortex, and separate the fibrovascular bundles, in the stems of dicotyledons and gymnosperms. **M. Sarcoma**, a soft, round-celled sarcoma. **M. Sheath**, 1. the semi-fluid, fatty, white matter between the enveloping sheath and the central axis-cylinder, or essential part of a nerve. 2. A sheath composed of spiral ducts and wood-cells surrounding the pith, in dicotyledons and gymnosperms. **M. Tube**, the closing of the medullary groove, forming a closed medullary or neural tube. **M. Velum**. See *Velum*.

**Medullated** (*med'-ul-a-ted*) [*medulla*, marrow]. Containing or covered by medulla or marrow. **M. Nerve-fibers**, nerve-fibers provided with a medullary sheath, the myelin or white substance of Schwann. **Non-M. Nerve-fibers**, nerve-fibers not possessing a medullary sheath.

**Medullic Acid** (*med-ul'-ik*) [*medulla*, marrow],  $C_{21}H_{42}O_8$ . A monobasic acid derived from beef-fat.

**Medullicification** (*med-ul-if-ik-a'-shun*) [*medulla*, marrow; *facere*, to make]. The formation of medulla.

**Medullin** (*med-ul'-in*) [*medulla*, marrow]. 1. A variety of cellulose obtained from the pith or medulla of certain plants. 2. An extract derived from the spinal cord.

**Medulli-spinal** (*med-ul-e-spi'-nal*) [*medulla*, marrow; *spinalis*, spinal]. Relating to the myelon or spinal marrow; myelonic.

**Medullitis** (*med-ul-i'-tis*) [*medulla*, marrow; *itis*, inflammation]. 1. Inflammation of marrow. 2. Myelitis.

**Medullization** (*med-ul-iz-a'-shun*) [*medulla*, marrow]. Softening of bone-tissue in the course of osteitis.

**Medullo-arthritis** (*med-ul-o-ar-thri'-tis*) [*medulla*, marrow; *arthron*, joint; *itis*, inflammation]. Inflammation of the marrow-elements of the cancellated articular portion of a bone.

**Medullo-cell** (*med-ul'-o-sel*) [*medulla*, marrow; *cellula*, cell]. A marrow-cell.

**Medullo-encephalic** (*med-ul'-o-en-sef-al'-ik*) [*medulla*, marrow; *ἐγκέφαλος*, brain]. Pertaining to the medulla and the encephalon; myelo-encephalic.

**Medusa** (*me-du'-sa*) [*Μέδουσα*, one of the Gorgons]. Jelly-fish. **M.'s Head**. See *Medusæ Caput*. **Medusæ Caput**, an extensive dilatation of the superficial veins of the abdomen about the umbilicus, seen in certain cases of portal obstruction. The condition largely depends upon the establishment of the venous collateral circulation through an anastomosis of the mesenteric veins and those of the abdominal walls, and, occasionally, also upon a patulousness of the umbilical vein.

**Meerschäum** (*mēr'-shavm*) [*Ger.*, "sea-foam"],  $Mg_3H_2Si_3O_9$ . A native hydrated magnesium silicate; locally used in the same way as bole, or cimolian earth; it is a good absorbent application.

**Mega-**, **Megalo-** (*meg'-ah*, *meg'-al-o-*) [*μέγας*: gen., *μεγάλων*]. A prefix signifying large; also, indicating a unit one million times as great as the unit to which it is prefixed.

**Megabacteria** (*meg'-ah-bak-te'-re-ah*) [*μέγας*, large; *bakterion*, bacterium]. Large bacteria; a group of the coccobacteria.

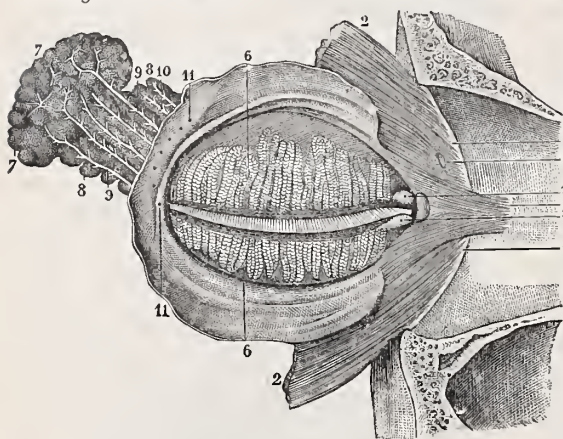
**Megacephalia** (*meg'-ah-sef-a'-le-ah*) [*μέγας*, large; *κεφαλή*, head]. The megacephalic condition.

**Megacephalic** (*meg'-ah-sef-al'-ik*), **Megacephalous** (*meg-as-ef'-al-us*) [*μέγας*, large; *κεφαλή*, head]. A term applied to a skull whose capacity (measured by filling with shot through the foramen magnum) exceeds 1450 c.c. If less than 1350 it is called *microcephalic*; if between these numbers, *mesocephalic*.



- Megacerus** (*meg-as'-er-us*) [μέγας, large; κέρασ, horn]. Large-horned; having large antennæ.
- Megacheilus** (*meg-ah-ki'-lus*) [μέγας, large; χεῖλος, lip]. Large-lipped.
- Megacoccus** (*meg-ah-kok'-us*) [μέγας, large; κόκκος, a berry]. A large-sized coccus.
- Megadont** (*meg'-ah-dont*) [μέγας, great; ὀδούς, tooth]. In biology, having large teeth. Cf. *Macrodon*.
- Megadyne** (*meg'-ah-din*) [μέγας, great; δύναμις, power]. A unit equal to a million dynes.
- Megaelectrometer** (*meg-ah-e-lek-trom'-et-er*) [μέγας, large; ἤλεκτρον, amber; μέτρον, measure]. An electrometer for measuring strong currents.
- Megafarad** (*meg-ah-far'-ad*) [μέγας, large; Faraday]. An electric unit equal to a million farads.
- Megagastria** (*meg-ah-gas'-tre-ah*) [μέγας, great; γαστήρ, belly]. Auxesis, or abnormal enlargement of the abdomen.
- Megagnathus** (*meg-ah-gna'-thus*) [μέγας, large; γνάθος, jaw]. Large-jawed.
- Megalerg** (*meg'-al-erg*). See *Electric Units*.
- Megalesthete** (*meg'-al-es-thét*) [μέγας, great, large; αἰσθητής, one who perceives]. In biology, Moseley's term for peculiar organs of touch characteristic of the *Chitonidæ*; the "papilliform bodies" of Van Bembelen. It is also written *Megalæsthete*.
- Megaloblast** (*meg'-al-o-blust*) [μέγας, large; βλαστός, germ]. A giant-cell or giant-corpuscle of the blood. See *Corpuscle*.
- Megalocardia** (*meg-al-o-kar'-de-ah*) [μέγας, large; καρδία, heart]. Auxesis, or enlargement of the heart.
- Megalocarpous** (*meg-al-o-kar'-pus*) [μέγας, great, large; καρπός, fruit]. In biology, producing large fruit.
- Megalocelia** (*meg-al-o-se'-le-ah*) [μέγας, large; κοιλία, belly]. Colon; also megagastria, *q. v.*
- Megalocephalia** (*meg-al-o-sef'-al-le-ah*) [μέγας, large; κεφαλή, head]. The condition of having a large or megacephalic head.
- Megalocephalic** (*meg-al-o-sef'-al'-ik*). Same as *Megacephalic*.
- Megalocephaly** (*meg-al-o-sef'-al-e*). See *Megalocephalia*.
- Megalocerus** (*meg-al-os'-er-us*) [μέγας, large; κέρασ, horn]. A monstrosity with horn-like projections on the forehead.
- Megalocheirous** (*meg-al-o-ki'-rus*) [μέγας, large; χεῖρ, hand]. Large-handed; having large antennæ.
- Megalocornea** (*meg-al-o-kor'-ne-ah*) [μέγας, large; cornea, cornea]. An enlarged condition of the cornea; it may depend upon congenital hypertrophy.
- Megalocyte** (*meg'-al-o-sit*) [μέγας, large; κύτος, cell]. A red blood-corpuscle larger than the average; especially the form that characterizes pernicious anemia. See *Corpuscle*.
- Megalodactylous** (*meg-al-o-dak'-til-us*) [μέγας, great; δάκτυλος, digit]. Having an abnormal or excessive development and size of the fingers or toes.
- Megalofrenum** (*meg-al-o-fre'-num*) [μέγας, large; frænum, frenum]. An enlarged fourchet (Hadra).
- Megaloglossia** (*meg-al-o-glos'-e-ah*). Synonym of *Macro glossia*.
- Megalomania** (*meg-al-o-ma'-ne-ah*) [μέγας, great; μανία, madness]. Insanity with delusional ideas of one's own greatness or exaltation; applied especially to cases that do not present general paralysis, but a fixed and systematized delusion, or monomania of exaltation.
- Megalomelia**, **Megalomelus** (*meg-al-o-me'-le-ah*, *meg-al-om'-el-us*) [μέγας, great; μέλος, limb]. Fetal teratism characterized by great size of the limbs.
- Megalophonic**, **Megalophonous** (*meg-al-o-fo'-nik*, *meg-al-off'-o-nus*). Synonym of *Macrophonous*.
- Megalopia** (*meg-al-o'-pe-ah*). Synonym of *Megalopsia*.
- Megalopodia** (*meg-al-o-po'-de-ah*) [μέγας, large; πούς, foot]. The condition of having large feet.
- Megalopore** (*meg'-al-o-por*) [μέγας (μεγαλ-), large; πόρος, a pore or passage]. In biology, any large pore; specifically applied by Moseley to the larger of the pores arranged in more or less definite patterns in the tegmenta of the shells of nearly all chitonidæ. Cf. *Micro-pore*.
- Megalopous** (*meg-al-op'-us*). Synonym of *Macropous*.
- Megalops** (*meg'-al-ops*) [μέγας, (μεγαλ-), large; ὤψ, eye]. In biology, a stage in the development of certain crustaceans, characterized by relatively large eyes.
- Megalopsia** (*meg-al-op'-se-ah*) [μέγας, large; ὄψις, sight]. An apparent increase in the size of objects, ascribed to changes in the retinal end-organs, and to spasm of accommodation.
- Megalscope** (*meg'-al-o-skōp*) [μέγας, great; σκοπεῖν, to inspect]. A magnifying endoscope or speculum.
- Megaloscopy** (*meg-al-os'-ko-pe*) [μέγας, large; σκοπεῖν, to inspect]. Inspection by means of the megalscope.
- Megalosplanchnos** (*meg-al-o-splan'-nos*) [μέγας, large; σπλάγχνον, viscus]. Possessing large viscera, especially a large liver.
- Megalosplenitis** (*meg-al-o-sple'-ne-ah*) [μέγας, great; σπλήν, spleen]. Enlargement of the spleen.
- Meganucleus** (*meg-ah-nu'-kle-us*) [μέγας, large; nucleus, a kernel]. In biology, Maupas' term for the macronucleus, nucleus, or endoblast, of authors.
- Megaphone** (*meg'-ah-fon*) [μέγας, great; φωνή, sound]. An instrument used for assisting the hearing of the deaf, by means of large reflectors of the sound-waves.
- Megasclere** (*meg'-ah-skler*) [μέγας, great, large; σκληρός, hard]. In biology, one of the large, skeletal spicules of a sponge, as distinguished from a *microscelere*.
- Megascop** (*meg'-ah-skōp*) [μέγας, large; σκοπεῖν, to inspect]. A microscope for examining objects of comparatively large size.
- Megascopic** (*meg'-ah-skop'-ik*). See *Macroscopic*.
- Megaseme** (*meg'-ah-sēm*) [μέγας, great; σημα, sign, index]. See *Index*.
- Megaspore** (*meg'-ah-spōr*) [μέγας, great, large; σπόρος, seed]. Same as *Macrospore*.
- Megasthenic** (*meg-al-sthen'-ik*) [μέγας, large; σθένος, strength]. Powerful; having great bodily strength.
- Megastoma** (*meg-ah-sto'-mah*) [μέγας, large; στόμα, mouth]. A genus of infusorians. **M. entericum**, **M. intestinale**, a species found in the intestinal canal of the cat and of certain mice, and in human feces. It is probably identical with *Cercomonas intestinalis*.
- Megastomatous** (*meg-ah-sto'-mat-us*). Synonym of *Macrostomatous*.
- Megavolt** (*meg'-ah-volt*). See *Electric Units*.
- Megazoöspore** (*meg-az-o'-o-spor*) [μέγας, great; ζῶον, animal; σπόρος, seed]. Same as *Macrozoöspore*.
- Meglin's Pills**. Pills used in the treatment of neuralgia. They contain extract of hyoscyamus, oxid of zinc, and extract of valerian, each  $\frac{3}{4}$  of a grain.
- Megohm** (*meg'-ōm*) [μέγας, great; ohm]. An electric unit equal to one million ohms.
- Megrim** (*me'-grim* or *meg'-rim*) [Fr., migraine; L., hemicrania]. Neuralgia or headache of one-half of the head or upon one side, sometimes attended by aphasic and visual symptoms and sensory disturbance. See *Hemicrania* and *Migraine*.
- Méhu's Test**. See *Tests*, *Table of*.
- Meibomian** (*mi-bo'-me-an*) [*Meibomius*, a German physician]. Pertaining to Heinrich Meibom, or Meibomius, a German physician, 1638-1700. **M. Cyst**, a cyst of the Meibomian gland. **M. Glands**, the sebaceous glands of the eyelids, each having an excretory duct opening at the free border. Their secretion

prevents the tears from coming in contact with the skin. There are from 30 to 40 in the upper and from 20 to 30 in the lower lid.



THE LACRYMAL AND MEIBOMIAN GLANDS, AND ADJACENT ORGANS OF THE EYE.

1, 1. Inner wall of orbit. 2, 2. Inner portion of orbicularis palpebrarum. 3, 3. Attachment to circumference of base of orbit. 4. Orifice for transmission of nasal artery. 5. Muscle of Horner (tensor tarsi). 6, 6. Meibomian glands. 7, 7. Orbital portion of lacrimal gland. 8, 9, 10. Palpebral portion. 11, 11. Mouths of excretory ducts. 12, 13. Lacrymal puncta.

**Meibomius, Cyst of**, a cyst of a Meibomian gland. **M., Foramen of**. See *Foramina*, *Table of*. **M., Glands of**. See *Gland*.

**Meigs's Capillaries**. Capillaries penetrating the muscle-fibers of the heart. See *Capillary*. **M.'s Formula or Mixture**, an artificial food closely approaching in composition that of human milk. It consists of 10 c.c. of cream, 5 c.c. of milk, 10 c.c. of lime-water, 15 c.c. of water, and 2.2 grams of milk-sugar. It is alkaline in reaction, and is composed of 88.42 parts water, 11.58 parts total solids, 4 parts fat, 1.11 parts albuminoids, 6.26 parts sugar and 0.21 part ash.

**Meio-** (*mi'-o*). For words thus beginning, see *Mio*.

**Meissner** (*mis'-ner*). A German anatomist. **M., Corpuscles of**. See *Corpuscles*, *Tactile*, of *Wagner*. **M.'s Ganglia**. See *Ganglia*, *Table of*. **M.'s Method**, a method of inducing premature labor by puncturing the membranes close up to the fundus of the womb to permit of gradual escape of the liquor amnii. **M., Plexus of**, a plexus of nerves found in the sub-mucous layer of the small intestine. See *Plexus*.

**Mel** [*L.*]. Honey. The substance deposited in the honeycomb by the common honey-bee, *Apis mellifica*, and a few other hymenopterous insects. It consists of a solution of cane-sugar and grape-sugar, with coloring and odorous matters. It is emollient, nutritive, and often laxative, its properties depending mainly on the character of the flowers from which it is taken. It is an excellent vehicle for expectorant gargles, etc. **M. boracis**, honey of borax; 64 grains of borax to the ounce of honey. **M. despumatum**, clarified honey, prepared by heating, skimming, and straining the natural product. **M. rosæ**, honey of rose; red rose 8, clarified honey 92 parts, dilute alcohol, *q. s.* It is used locally as a gargle.

**Melada** (*mel'-a-dah*) [*Sp.*, fem. of *melar*, candy]. A moist brown sugar, produced like the muscovado, but not drained free of molasses.

**Melagra** (*mel-a'-grah*) [*μέλος*, limb; *ἄγρα*, seizure]. Pain or gout in the limbs.

**Melain** (*mel'-a-in*) [*μέλας*, black]. 1. The coloring-principle of sepia. 2. A synonym of *Melanin*.

**Melaleuca** (*mel-al-u'-kah*). See *Cajuput*.

**Melalgia** (*mel-al'-je-ah*) [*μέλος*, limb; *ἄλγος*, pain]. Pain or neuralgia in the extremities.

**Melam** (*mel'-am*) [*μέλας*, black; *ammonia*],  $C_6H_9N_{11}$ . A complex cyanid, formed on rapidly heating  $CNSNH_4$  to  $200^\circ C.$  with ammonium chlorid; it is a granular powder, of a yellow color, insoluble in water.

**Melamin** (*mel'-am-in*) [*μέλας*, black; *amin*],  $C_3H_6N_6$ . A substance obtained from crude Melan by extraction with water. It is nearly insoluble in alcohol and ether, and crystallizes from hot water in shining monoclinic prisms.

**Melamphonous** (*mel-am'-fo-nus*) [*μέλας*, dark; *φωνή*, voice]. Hoarse-voiced.

**Melampodium** (*mel-am-po'-de-um*). See *Hellebore*, *Black*.

**Melampous** (*mel-am'-pus*) [*μέλας*, black; *πούς*, foot]. Black-footed.

**Melanæmia** (*mel-an-e'-me-ah*). See *Melanemia*.

**Melanagogue** (*mel-an'-ag-ag*) [*μέλας*, black; *ἀγωγός*, leading]. 1. Causing an expulsion of dark feces, or of bile. 2. A remedy that causes the expulsion of dark stools or of bile; formerly, a medicine of service in the treatment of cholera, or melancholy.

**Melancholia** (*mel-an-ko'-le-ah*) [*μέλας*, black; *χολή*, bile, from a former supposition that it was due to excessive biliary secretion]. Melancholy; a form of insanity characterized by depression of spirits and gloominess, without any adequate cause, the central idea being one of personal unworthiness. As the case develops, delusions, associated with illusions and hallucinations, appear, and the patient may at times show suicidal tendencies. The general nutrition suffers, and in females menstruation is usually suppressed. The usual age at which melancholia appears is during middle life. It follows any depressing cause acting in conjunction with a strong hereditary tendency. It usually terminates in recovery, but some cases develop into dementia or mania, while others die from exhaustion, or commit suicide. **M. agitans**, **M. agitata**, **M., Excited**, or **M., Motor**, melancholia associated with excessive restlessness and mental agony. **M. attonita**, or **M., Stuporous**, a form in which the patient is plunged into absolute mental stupor. **M., Cataleptic**, a form associated with the cataleptic state. **M. catatonica**. A synonym of *Catatonia*. **M., Delusional**, a form in which delusions constitute a prominent feature of the disease. **M. erotica**, a form caused by disappointment in love. **M. errabunda**, a form accompanied by great restlessness. **M., Homicidal**, melancholia with homicidal tendencies. **M., Hypochondriac**, in which the delusions refer mainly to the state of the patient's viscera. **M., Hysteric**, that due to hysteria. **M., Motor**. See *M. agitans*. **M., Puerperal**, melancholia appearing during the puerperium. **M., Resistive**, a form in which the extremities are rigid, and this rigidity increases when attempts are made to move them. The patient is obstinate in his nature also. **M., Simple**, the ordinary form. **M., Stuporous**. See *M. attonita*.

**Melancholiac** (*mel-an-ko'-le-ak*) [*μέλας*, black; *χολή*, bile]. A person who is affected with melancholia.

**Melancholic** (*mel-an-ko'-ik*) [*μέλας*, black; *χολή*, bile]. Sad; depressed; affected with melancholy.

**Melancholy** (*mel'-an-kol-e*). See *Melancholia*.

**Melanchrous** (*mel-an'-krus*) [*μέλας*, black; *χρῶς*, color of skin]. Affected with melanism.



**Melanedema** (*mel-an-e-de'-mah*) [μέλας, black; οίδημα, swelling]. Melanosis of the lungs.

**Melanemia** (*mel-an-e'-me-ah*) [μέλας, black; αίμα, blood]. The presence in the blood-plasma or in the corpuscles, or in both, of dark pigment-granules due to the disintegration of the hemoglobin. Its most common cause is malaria. If very intense, as in pernicious forms of malaria, it may give rise to embolism of the capillaries of the brain or other organs.

**Melanencephaloma** (*mel-an-en-sef-al-o'-mah*) [μέλας, black; ἐγκέφαλος, brain; ὄμα, tumor]. A black outgrowth from the brain.

**Melanephrosis** (*mel-an-ef-id-ro'-sis*) [μέλας, black; ἐφίδρωσις, morbid perspiration]. Black perspiration, or a disease characterized by black perspiration. See, also, *Chromidrosis*.

**Melangeur** (*mel-an-jur'*) [Fr.]. The graduated pipet of the hemocytometer.

**Melanic** (*mel-an'-ik*) [μελανία, blackness]. Characterized by, or pertaining to, a dark color, or to melanosis. **M. Acid**,  $C_{10}H_7O_5$ , a black powder resulting from the oxidation of potassium salicylate. It is insoluble in water, soluble in alcohol, ether, and alkalis.

**Melanicterus** (*mel-an-ik'-ter-us*) [μέλας, black; ικτερος, jaundice]. Black jaundice.

**Melanidia** (*mel-an-id'-e-ah*). See *Miner's Phthisis*.

**Melanilin** (*mel-an'-il-in*) [μέλας, black; anilin],  $C_{12}H_{11}N_3$ . A basic substance obtained from cyanogen chlorid and dry anilin.

**Melanin** (*mel'-an-in*) [μέλας, black]. 1. A black pigmentary matter occurring naturally in the choroid coat of the eye, the skin, the hair, the muscles, and, pathologically, in the skin in Addison's disease and in melanotic tumors. Melanin usually contains sulphur, more rarely iron. From its origin, being a product of cell-activity, it is classed as a metabolic pigment. It is generally soluble in hot alkalis and in hot acids, and its solutions are bleached by chlorin. 2. Specifically applied by Danilewsky to the pigment seen in the hematozoa of men and animals, and formed by these intracellular parasites from the hemoglobin of the red blood-corpuscles which they inhabit.

**Melanism** (*mel'-an-izm*) [μέλας, black]. In biology, the abnormal development of dark pigments in an organism.

**Melano-carcinoid** (*mel-an-o-kang'-kroid*). Synonym of *Melano-carcinoma*.

**Melano-carcinoma** (*mel-an-o-kar-sin-o'-mah*) [μέλας, black; καρκίνωμα, carcinoma]. Melanotic carcinoma.

**Melano-chlorosis** (*mel-an-o-klo-ro'-sis*) [μέλας, black; χλωρός, green]. Chlorosis in which the skin has a blackish-green hue. Also the same as *Melanicterus*.

**Melano-chroic, Melanochroous** (*mel-an-o-kro'-ik, mel-an-ok'-ro-us*) [μέλας, black; χρώα, color]. Having a dark color or complexion.

**Melanocomous** (*mel-an-ok'-o-mus*) [μέλας, black; κόμη, hair]. Black-haired.

**Melanocyte** (*mel'-an-o-sit*) [μέλας, black; κύτος, cell]. Any wandering lymph-cell that has become discolored by the absorption of dark pigment-granules.

**Melanoderma** (*mel-an-o-der'-mah*), **Melanodermia** (*mel-an-o-der'-me-ah*) [μέλας, black; δέρμα, skin]. Black pigmentation or discoloration of the skin. **M.**, **Parasitic**. See *Vagabond's Disease*.

**Melanogen** (*mel-an'-o-jen*) [melanin, from μέλας, black; γενῆαν, to produce]. A material that becomes converted into melanin on the reception of the appropriate stimulus.

**Melanoid** (*mel'-an-oid*) [μέλας, black; εἶδος, like]. Dark-colored; resembling melanosis.

**Melano-leukemia** (*mel-an-o-lu-ke'-me-ah*) [μέλας, black;

λευκός, white; αίμα, blood]. Melanemia in association with leukemia.

**Melanoma** (*mel-an-o'-mah*) [μελάνωμα, from μέλας, black; ὄμα, tumor: *pl.*, *Melanomata*]. 1. A disease marked by the development and growth of black or dark-colored tubercles within the tissues of the viscera. 2. Any tumor containing or characterized by dark pigment.

**Melanomyces** (*mel-an-o-mi'-sēz*) [μέλας, black; μύκης, fungus]. A black fungous growth.

**Melanopathy** (*mel-an-op'-ath-e*), **Melanopathia** (*mel-an-o-path'-e-ah*) [μέλας, black; πάθος, illness]. A disease attended with increase or deepening of the normal pigmentation of a part.

**Melanophthalmous** (*mel-an-off-thal'-mus*) [μέλας, black; ὀφθαλμός, eye]. Black-eyed; having a melanoma of the eye.

**Melanophyl** (*mel'-an-o-fil*) [μέλας, black; φύλλον, leaf]. A black substance extracted from green leaves by means of hydrochloric acid and ether.

**Melanorrhagia** (*mel-an-or-a'-je-ah*) [μέλας, black; ῥηγνύναι, to burst forth]. The copious discharge of blackened feces.

**Melanorrhea** (*mel-an-or-e'-ah*) [μέλας, black; ῥοία, a flow]. Synonym of *Melena*. Also, a genus of the Anacardiaceæ. **M. usitata**, **M. usitatissima**, the black-varnish tree.

**Melano-sarcoma** (*mel-an-o-sar-ko'-mah*) [μέλας, black; σάρξ, flesh; ὄμα, tumor]. Melanotic sarcoma.

**Melano-scirrhous** (*mel-an-o-skir'-us*) [μέλας, black; σκῆρρός, hard]. A form of scirrhous carcinoma characterized by pigmentation.

**Melanose** (*mel'-an-ös*) [μελάνωσις, a becoming black]. A disease of grape-vines caused by the fungus *Septoria pelina*.

**Melanosis** (*mel-an-o'-sis*) [μέλας, black; νόσος, disease]. A general tendency to the formation in the blood, and the deposition in the skin, or in organs, of a dark pigment. **M. lenticularis progressiva**. See *Xeroderma pigmentosum*.

**Melanosity** (*mel-an-os'-it-e*) [μέλας, black; νόσος, disease]. The condition of being melanous; darkness, as of hair, eyes, or skin.

**Melanospongus** (*mel-an-o-spon'-gus*). Synonym of *Melanomyces*.

**Melanothanatos** (*mel-an-o-than'-at-os*). See *Plague*.

**Melanotic** (*mel-an-ot'-ik*) [μέλας, black; νόσος, disease]. Pertaining to melanosis.

**Melanotrichous** (*mel-an-o'-rik-us*) [μέλας, black; θρίξ, hair]. Black-haired.

**Melanous** (*mel'-an-us*) [μέλας (μελαν), black]. In ethnology, applied to races with black hair and dark-brown or blackish skins. One of the two divisions of the *Melanochroi* according to Huxley's classification. Cf. *Xanthomelanous*.

**Melanuresis** (*mel-an-u-re'-sis*), **Melanuria** (*mel-an-u'-re-ah*) [μέλας, black; οὔρον, urine]. The presence of black pigmentary substance in the urine, or the disorder associated with it. Melanotic tumors are in some way related to this condition.

**Melanuric** (*mel-an-u'-rik*) [μέλας, black; οὔρον, urine]. Pertaining to, or characterized by, melanuria.

**Melanurin** (*mel-an-u'-rin*) [μέλας, black; οὔρον, urine]. A dark pigment found in the urine in melanuria; it is sometimes associated with the presence in the body of melanotic tumors.

**Melas** (*mel'-as*) [μέλας, black]. Black.

**Melasicterus** (*mel-as-ik'-ter-us*) [μέλας, black; ικτερος, jaundice]. Same as *Melanicterus*.

**Melasma** (*mel-as'-mah*) [μέλας, black]. Any morbid, dark discoloration of the skin. **M.**, **Suprarenal**. Same as *Addison's Disease*. **M. Addisoni**, **Addi-**

- son's disease. **M. palpebrarum**, the pigmentation about the eyelids observed in pregnancy and in certain nervous disorders. **M. uterinum**, melasma due to uterine disease.
- Melasmic** (*mel-as'-mik*) [*μέλας*, black]. Pertaining to or characterized by melasma.
- Melastearrhea** (*mel-as-te-ar-e'-ah*). Synonym of *Chromidrosis*.
- Melatrophy** (*mel-at'-ro-fe*) [*μέλος*, limb; *ἀτροφία*, lack of nutrition]. Wasting of the limbs.
- Melaxanthous** (*mel-aks-an'-thus*) [*μέλας*, black; *ξανθός*, yellow]. Black and yellow.
- Meldometer** (*mel-dom'-et-er*) [*μέλδεν*, to melt; *μέτρον*, measure]. An instrument for ascertaining the melting-points of metals, minerals, and other substances.
- Meleagra** (*mel-e-a'-grah*). Synonym of *Meleagra*.
- Melebiose** (*mel-eb'-e-ös*) [*μέλι*, honey],  $C_{12}H_{22}O_{11}$ . One of the sugars produced in the hydrolysis of melitriose. See *Carbohydrates*, Table of.
- Meleguetta Pepper**. See *Grains of Paradise*.
- Melem** (*mel'-em*) [*μέλας*, black],  $C_6H_6N_{10}$ . A complex cyanid.
- Melena** (*mel-e'-nah*) [*μέλας*, black]. The evacuation of tar-like stools due to the presence therein of altered blood. It is met with in a number of diseases, and often follows a profuse attack of hemoptysis. Also, a name given to the so-called black vomit. **M. cholæa**, same as *Melanicterus*. **M. neonatorum**, an extravasation of blood into the stomach and intestines of the newborn infant, occurring most often in the first few hours of life. It is due to duodenal ulcer, hemophilia, or some congenital defect increasing the intra-abdominal blood-pressure.
- Melenagogue** (*mel-en'-ag-og*) [*melæna*; *μέλας*, black; *ἀγωγός*, leading]. A remedy for, or medicine useful in, melena.
- Melene** (*mel'-en*) [*mel*, honey],  $C_{30}H_{60}$ . An alkylene or olefin obtained from ordinary wax; it melts at  $62^\circ$  C.
- Melenemesis** (*mel-en-em'-es-is*) [*μέλας*, black; *έμεσις*, vomiting]. Black vomit.
- Melenic** (*mel-en'-ik*) [*μέλας*, black]. Pertaining to melena.
- Meleno-diarrhea** (*mel-en-o-di-ar-e'-ah*). Synonym of *Melena*.
- Melenorrhagia** (*mel-en-or-a'-je-ah*). Synonym of *Melena*.
- Melezbiose** (*mel-ez-ib'-e-ös*), **Melezitose** (*mel-ez'-it-ös*) [*Fr.*, *mélæze*, larch],  $C_{18}H_{32}O_{16} + 2H_2O$ . A carbohydrate that occurs in the juice of *Pinus larix*, and closely resembling cane-sugar. It is distinguished from the latter by its greater rotatory power, and in not being so sweet to the taste. It melts at  $148^\circ$  F. See *Carbohydrates*, Table of.
- Melia** (*mel'-le-ah*). See *Azedirach*.
- Meliasmus** (*me-le-az'-mus*). Synonym of *Glanders*.
- Melibiose** (*mel-ib'-e-ös*). Synonym of *Melebiose*.
- Meliceria**, **Meliceris** (*mel-is-e'-rah*, *mel-is-e'-ris*) [*μηλικρίς*; *μέλι*, honey; *κηρός*, wax]. Honey-cyst. A term loosely applied to any cystic tumor whose contents have a honey-like appearance; a cyst that has undergone colloid degeneration, the contents being changed into a more or less hyaline, thick, honey-like liquid. See *Molluscum contagiosum*.
- Meliceria** (*mel-is-e'-re-ah*) [*μέλι*, honey; *κηρός*, wax]. The thick gelatinous substance found in certain tumors.
- Meliceric** (*mel-is-er'-ik*) [*μέλι*, honey; *κηρός*, wax]. Pertaining to meliceris.
- Meliceroma** (*mel-is-er-o'-mah*). Synonym of *Meliceris*.
- Melicerous** (*mel-is'-er-us*). Synonym of *Meliceric*.
- Melicerum** (*mel-is-e'-rum*). See *Meliceris*.
- Melichrous** (*mel'-ik-rus*) [*μέλι*, honey; *χρῶς*, color]. Honey-colored.
- Melilot** (*mel'-il-of*) [*μέλι*, honey; *λωτός*, lotus]. Any plant of the genus *Melilotus*.
- Melilotic Acid** (*mel-il-of'-ik*). See *Acid*.
- Melilotus** (*mel-il-o'-tus*) [*μέλι*, honey; *λωτός*, lotus]. A genus of leguminous herbs. **M. officinalis**, yellow melilot and other species (*M. carulea*, and other varieties) are official in various European countries. Melilotus is diuretic, anodyne, and expectorant. It contains *Commarin*, *q. v.*; the powdered leaves are used in Switzerland for flavoring Chapizger cheese.
- Melinephrosis** (*mel-in-ef-id-ro'-sis*) [*μήλινος*, quince-colored; *ἐφίδρωσις*, perspiration]. The excretion of a yellow sweat. It occurs in several infectious fevers in which the blood is profoundly altered, in jaundice, and after the excessive ingestion of rhubarb.
- Meliphagous** (*mel-if'-ag-us*) [*μέλι*, honey; *φαγεῖν*, to eat]. In biology, feeding upon honey; mellivorous.
- Melissa** (*mel-is'-ah*) [*μέλισσα*, a bee]. A genus of labiate plants. The leaves and tops of *M. officinalis*, lemon-balm, containing tannin, a bitter extractive, and an essential oil. It is a mild diaphoretic, but is employed chiefly as a flavor.
- Melissyl** (*mel-is'-il*) [*μέλισσα*, a bee; *ὑλη*, matter],  $C_{30}H_6$ . A hypothetic radicle occurring in many waxy compounds. It is also called *myricyl*.
- Melitagra** (*mel-it-a'-grah*) [*μέλος*, limb; *ἄγρα*, seizure]. Any arthritic or rheumatic pain in the limbs.
- Melitagra** (*mel-it-a'-grah*) [*μήλον*, cheek; *ἄγρα*, seizure]. Eczema of the face.
- Melitagra** (*mel-it-a'-grah*) [*μέλι*, honey; *ἄγρα*, seizure]. The name given to the honey-like crusts sometimes seen in *Impetigo figurata*.
- Melitemia** (*mel-it-e'-me-ah*) [*μέλι*, honey; *αἷμα*, blood]. The presence of an excess of sugar in the blood.
- Melithemia** (*mel-ith-e'-me-ah*). See *Melitemia*.
- Melithyperuria** (*mel-ith-ip-er-u'-re-ah*) [*μέλι*, honey; *ὑπερ*, over; *οὔρον*, urine]. Diabetes mellitus.
- Melitis** (*mel-i'-tis*) [*μήλον*, cheek; *τις*, inflammation]. Inflammation of a cheek.
- Melitisismus** (*mel-it-iz'-mus*) [*μελιτισμός*, from *μέλι*, honey]. The use of honey in medicine; an electuary of honey for cough in children.
- Melitoptyalismus** (*mel-it-o-ti-al-iz'-mus*) [*μέλι*, honey; *πτύαλον*, saliva]. The production of melitoptyalon.
- Melitoptyalon** (*mel-it-o-ti'-al-on*) [*μέλι*, honey; *πτύαλον*, saliva]. A saliva containing glucose said to be secreted by persons suffering from hectic fever.
- Melitose** (*mel'-it-ös*) [*μέλι*, honey],  $C_{18}H_{32}O_{16} + 5H_2O$ . Raffinose, melitriose. A carbohydrate occurring in large quantity in Australian manna, flour of cotton-seeds, in small amounts in sugar-beets, and in the molasses in sugar-manufacture. It crystallizes in needles, which are more soluble in water and less in alcohol than cane-sugar. It is more strongly dextro-rotatory than cane-sugar, and does not reduce Fehling's solution, but is easily fermented by yeast. See *Carbohydrates*, Table of.
- Melitriose** (*mel-it'-re-ös*). See *Melitose*.
- Melituria** (*mel-it-u'-re-ah*) [*μέλι*, honey; *οὔρον*, urine]. Diabetes mellitus. **M. inosita**, the presence of inositol in the urine.
- Melleous** (*mel'-e-us*) [*melleus*, from *mel*, honey]. Honey-like.
- Mellifavium** (*mel-if-a'-ve-um*). Synonym of *Meliceris*.
- Melliferous** (*mel-if'-er-us*) [*mel*, honey; *ferre*, to bear]. Producing or carrying honey.
- Mellific** (*mel-if'-ik*) [*mel*, honey; *facere*, to make]. Producing honey.
- Melligerous** (*mel-ij'-er-us*). See *Mellific*.
- Mellimid** (*mel'-im-id*). See *Paramid*.
- Mellin's Food**. A variety of Liebig's food for infants. Its composition is: Water 5.0, fat 0.15, grape-sugar



44.69, cane-sugar 3.51, starch none, soluble carbohydrates 85.44, albuminoids 5.95, ash 1.89.

**Mellita** (*mel-it'-tah*) [μελι, honey]. Pharmaceutical preparations known as *honeys*. They consist of honey, either natural, clarified, or flavored. There are three official *mellitæ*.

**Mellitæmia** (*mel-it-e'-me-ah*). See *Melitemia*.

**Mellite** (*mel'-it*). See *Mellitic Acid*.

**Mellithemia** (*mel-ith-e'-me-ah*). See *Melitemia*.

**Mellitic Acid** (*mel-it'-ik*). See *Acid*.

**Mellituria** (*mel-it-u'-re-ah*). See *Melituria*.

**Mellivorous** (*mel-iv'-o-rus*) [*mel*, honey; *vorare*, to devour]. In biology, feeding upon honey; meliphagous.

**Mellogen** (*mel'-o-jen*) [μελι, honey; γεννᾶν, to produce],  $C_{11}H_{12}O_2$ . An amorphous, shiny substance obtained in the electrolysis of distilled water. It is infusible, soluble in hot water and in alkalis, insoluble in most mineral acids and other solvents; it possesses coloring properties.

**Mellon** (*mel'-on*),  $C_3H_3N_9$ . A complex cyanid produced on igniting ammonium sulphocyanid, melam, and other substances. It is a yellow insoluble powder.

**Mellonic Acid** (*mel-on'-ik*). Synonym of *Mellon*, and also of *Hydromellonic Acid*.

**Mellophanic Acid** (*mel-o-fan'-ik*). See *Acid*.

**Melocactus** (*mel-o-kak'-tus*) [μήλον, melon; κάκτος, prickly plant]. A genus of the cactus family (*Cactaceæ*). **M. communis**, melon thistle. Turk's cap, Englishman's or Pope's head. A West Indian species possessing edible fruits. It is expectorant and antisyphilitic.

**Melocampyle** (*mel-o-kam'-pil*) [μέλος, limb; καμπύλη, crooked staff]. Deformity of the limbs from bending.

**Melodidymus** (*mel-o-did'-im-us*) [μέλος, limb; διδυμος, double]. A monstrosity with double limbs. Melodidymi are twins united by the limbs.

**Melomania** (*mel-o-ma'-ne-ah*) [μέλος, song; μανία, madness]. Inordinate devotion to music.

**Melomaniac** (*mel-o-ma'-ne-ah*) [μέλος, song; μανία, madness]. One who is affected with melomania.

**Melomelia** (*mel-o-mel'-le-ah*). See *Melomelus*.

**Melomelus** (*mel-om'-el-us*) [μέλος, limb]. Melomelia; a form of double monster in which rudimentary limbs are attached at the point of junction of the normal limbs.

**Meloncus** (*mel-onc'-kus*) [μήλον, cheek; όγκος, tumor]. A tumor of the cheek.

**Melon-seed Bodies**. Gelatinous bodies, somewhat resembling melon-seeds, found in joints and tendon-sheaths. The method of their origin is in dispute. They are also known as *rice-like bodies*.

**Meloplastic** (*mel-o-plas'-tik*) [μήλον, cheek; πλάσσειν, to form]. Pertaining to meloplasty.

**Meloplasty** (*mel'-o-plas-te*) [μήλον, cheek; πλάσσειν, to form]. The operation of engrafting or forming a new growth of tissue upon the cheek, in repair of an injury.

**Melos** (*mel'-los*) [μέλος, a limb]. Limb.

**Melosalgia** (*mel-os-al'-je-ah*). See *Melalgia*.

**Meloschisis** (*mel-os'-kis-is*) [μήλον, cheek; σχίσις, cleft]. A congenital cleft of the cheek.

**Melosis** (*me-lo'-sis*) [μήλην, probe]. The process of probing.

**Melotridymus** (*mel-o-trid'-im-us*) [μέλος, limb; τριδυμος, threefold]. A fetal monstrosity with three pairs of limbs.

**Melotris** (*mel-o'-tris*) [μήλην, probe; ός, ear]. An aural probe.

**Melt** [ME., *melten*, to melt]. 1. To liquefy by means of heat. 2. The spleen of animals. More properly *millt*, *q. v.*

**Melting** (*mel't-ing*) [ME., *melten*, to melt]. Liquefying by means of heat. **M.-point**, the degree of temperature at which solids pass into the liquid state.

**Melustum** (*mel-us'-tum*) [*mel*, honey; *ustum*, from *urere*, to burn]. Molasses.

**Memba Yaw** (*mem'-bah yaw*) [for *remember-yaw*]. A yaw or frambesial excrescence occurring long after the primary attack of the yaws is over. See *Yaws*.

**Member** (*mem'-ber*) [*membrum*, a limb]. A part of the body, especially a projecting part, having a distinct function, as the legs, the arms, the tail, the penis. **M., Abdominal**, one of the hind or lower limbs. **M., Pelvic**, **M., Posterior**, one of the hind or lower limbs. **M., Thoracic**, one of the fore or upper limbs. **M., Virile**, the penis.

**Membra** (*mem'-brah*) [L.]. Plural of *Membrum*.

**Membral** (*mem'-bral*) [*membrum*, limb]. Pertaining to a limb or member.

**Membrana** (*mem-bra'-nah*) [L.: *pl.*, *Membranae*]. A membrane. **M. adiposa**, the subcutaneous fatty layer. **M. adventitia**, the adventitia; also, the decidua reflexa. **M. agnina**, the amnion. **M. anterioris elastica**. See *Lamina, Elastic*. **M. basilaris**. See *Lamina basilaris*. **M. caduca**, the decidua. **M. capsularis**, a capsular ligament. **M. carnosæ**: 1. The platysma myoides. 2. The dartos. **M. cellulosa**; 1. The decidua. 2. Adipose tissue. **M. ceratodes**, the cornea. **M. coronæ ciliaris**, zonule of Zinn. **M. coronoides**, the iris. **M. corticalis**, the vitelline membrane. **M. crassa**, the decidua reflexa. **M. cribiformis**, the decidua. **M. cribrorsa**: 1. The decidua vera. 2. The septum crurale. **M. decidua**. See *Decidua*. **M. dentata**, the ligamentum denticulatum. See *Ligament*. **M. dermatodes**, the dura. **M. externa**, the vitelline membrane. **M. filamentosa**, the decidua reflexa. **M. flaccida**. See *Shrapnell's Membrane*. **M. foraminalis**, the iris. **M. germinativa**, the blastoderm. **M. granulosa**, the layer of small polyhedral cells within the theca folliculi of the Graafian follicle. **M. intermedia**, the mesoblast; also, the layer of gelatinous tissue between the amnion and chorion. **M. intestinalis**, the allantois, *q. v.* **M. Jacobi**. See *Membrane, Jacob's*. **M. laminosa**, the membrane covering the fetal surface of the placenta after removal of the amnion. It is the atrophied allantois. **M. limitans**, the limiting layer of the retina. There are two of these, the *interna* and *externa*, which are derived from either extremity of the fibers of Müller. **M. limitans interna**, applied by His to the layer formed in the developing spinal cord by the ental or central ends of the spongioblasts which later become the endyma. **M. localis**, the pia. **M. media**, the endochorion, *q. v.* **M. media cerebri**, the arachnoid. **M. medullaris**, the endyma. **M. mollis**, the pia. **M. neurium**, the epineurium, *q. v.* **M. nictans**, **M. nictitans**. See *Membrane, Nictitating*. **M. pellucida**, the amnion, *q. v.* **M. pigmenta**, the uvea iris. **M. prolifera**, the blastodermic membrane. **M. prolifera**. See *Discus proligerus*. **M. propria**, the delicate membrane upon which the epithelium of membranes, especially mucous membranes, rests; the basement membrane. **M. propria cerebri**, the pia. **M. pupillaris**. See *Membrane, Pupillary*. **M. putaminis**, the secondary envelop of a bird's egg; a fibrous membrane secreted in successive laminæ, covering the entire egg and albumen. **M. pyogena**. See *Membrane, Pyogenic*. **M. quadrangularis**, a fibrous membrane extending from the epiglottis to the arytenoid cartilages, as far as the free edge of the ary-epi-

glottic folds. *M. ruyschiana*, the middle or capillary layer of the choroid. *M. semilunaris conjunctivæ*. See *Membrane*, *Nictitating*. *M. serotina*, that part of the decidua which enters into the formation of the placenta. *M. sinuosa*, *M. spongiosa*, the decidua. *M. tectoria*, a delicate membrane of the internal ear, extending from the upper lip of the limbus above the sulcus spiralis and the organ of Corti as far as the last row of the outer hair-cells. It is also known as Corti's membrane. *M. tensa*, the tympanic membrane proper, exclusive of Shrapnell's membrane. *M. tenuis*, the arachnoid. *M. tympani*. See *Membrane*, *Tympanic*. *M. tympani*, Artificial. See *Membrane*, *Tympanic*. *M. tympani secundaria*. See *Membrane*, *Secondary Tympanic*. *M. urinaria*, the allantois. *M. vasculosa cerebri*, the pia. *M. vibrans*. Synonym of *M. tensa*. *M. vaginalis*, the hymen. *M. vocalis*, the portion of the laryngeal mucosa investing the vocal bands.

**Membranaceous** (*mem-bran-a'-ce-us*) [*membranaceus*, from *membrum*, member]. Pertaining to, consisting of, or of the nature of, a membrane.

**Membrane** (*mem'-brān*) [*membrana*, from *membrum*, member]. In anatomy, a term applied to almost any thin, enveloping or lining substance. In the plural it usually signifies the fetal membranes. *M.*, *Adventitious*. See *Adventitia*. *M.*, *Albugineous*. See *Albuginea*. *M.*, *Amphiblestroid*, the retina. *M.*, *Animal*, a membrane made from animal tissues, used in dialyzing; also, in the plural, the fetal membranes. *M.*, *Arachnoid*. See *Arachnoid*. *M.* of *Arnold*, the pigmented layer of the iris. *M.* of *Ascherson*. See *M.*, *Haptogenous*. *M.*, *Bacillar*. See *M.*, *Jacob's*. *M.*, *Basement* or *Basal*, in histology, a delicate membrane, made up of flattened cells, and underlying the epithelium of the mucous surfaces. *M.*-*bone*, any bone that originates, not in cartilage, but in membrane, such as some of the cranial and facial bones. *M.*, *Bowman's*. See *Bowman*. *M.* of *Bruch*, a thin, transparent, homogeneous membrane, the external or vitreous lamina of the choroid of the eye. *M.*, *Caducous*, the decidua. *M.*, *Cell*, the membrane surrounding a cell; the cell-wall. *M.* of *Corti*. See *Membrana tectoria*. *M.*, *Costo-cora-coid*, a dense layer of fascia extending between the subclavius muscle and the pectoralis minor, and forming the anterior portion of the sheath of the axillary vessels. *M.*, *Crico-thyroid*, the triangular membrane connecting the thyroid and cricoid cartilages of the larynx. *M.*, *Croupous*. See *M.*, *Diphtheric*. *M.*, *Debove's*, a deep, germinal layer of flattened cells in the mucosa of the trachea and extrapulmonary bronchi. *M.* of *Descemet*. See *Descemet's Membrane*. *M.*, *Diphtheric*, a fibrinous layer formed on the surface of mucous membranes and extending downward for a variable depth. It is due to a process of coagulation-necrosis. The most common cause of its formation is the bacillus of diphtheria; irritant poisons also may produce it. *M.*, *Drum*. Synonym of the tympanic membrane. *M.*, *Elastic*, a membrane largely composed of elastic fibrous tissue. *M.*, *Elytroid*, the fibers of the cremaster muscle covering the testicle. *M.*, *False*. See *M.*, *Diphtheric*. *M.*, *Fenestrated*. See *Fenestrated Membrane of Henle*. *M.*, *Fetal*, a name given to the chorion, amnion, and allantois. *M.*, *Germinal*, the blastoderm. *M.*, *Glassy*, the hyaloid membrane. *M.*, *Granular*. See *Membrana granulosa*. *M.*, *Haptogenous*, a delicate albuminous pellicle supposed to envelop the fat-globules of milk and of other fluids containing fat and albumin. *M.*, *Homogeneous*, a delicate layer of connective tissue cover-

ing the placental villi. *M.*, *Huxley's*, a sheath peculiar to hair and surrounding the proximal part of the shaft. *M.*, *Hyaloid*, a delicate areolar membrane investing the vitreous humor of the eye. *M.*, *Inorganic*, a membrane used in dialyzing fluids; it is composed of silicic acid. *M.*, *Internal*, the endyma, *q. v.* *M.*, *Interosseous*, a thin aponeurosis of parallel fibers extending between contiguous borders of the tibia and fibula, and the ulna and radius. *M.*, *Jacob's*, the layer of rods and cones of the retina. *M.*, *Krause's*, a thin, transverse, dark disc bisecting the light substance of the striped muscle-fibers; it divides the fibers into muscular compartments. *M.*, *Meconic*, a layer within the rectum of the fetus, supposed to invest the meconium. *M.*, *Mucous*, the continuation of the skin lining those internal cavities and organs exposed to or communicating with the air. It is kept moist by the mucus secreted by the goblet-cells and mucous glands. *M.* of *Nasmyth*, a delicate but firm membrane covering the ectal surface of the enamel for a short time after birth. *M.*, *Nictitating*, the plica or third eyelid, a mucous fold at the nasla canthus of the eyes of birds and certain quadrupeds. *M.*, *Nuclear*, the membrane surrounding the nucleus of a cell. *M.*, *Obturator*, the fibrous membrane closing the obturator foramen. *M.*, *Olfactory*. See *M.*, *Schneiderian*. *M.*, *Ovular*. See *M.*, *Vitelline*. *M.*, *Perforated* (*of Henle*), the ental elastic layer of an artery. *M.*, *Perifibril*, a special membrane surrounding the skeletal threads of some sponges (*Chalinula*); it is composed of epithelial cells, either transparent or deeply-colored with granules (Hyatt). *M.*, *Periodontal*, a fibrous layer covering the cement of teeth. *M.*, *Pharyngeal*, the oral plate separating the primitive oral and pharyngeal cavities in the embryo. It is formed of an anterior ectodermic and posterior endodermic layer. *M.*, *Pituitary*. Same as *M.*, *Schneiderian*. *M.*, *Primary*, the basement membrane. *M.*, *Preformation*, a doubtful membrane supposed to cover the dentine papilla. *M.*, *Proligerous*. See *Discus proligerus*. *M.*, *Pseudo*. See *M.*, *Diphtheric*. *M.*, *Pupillary*, a delicate, transparent membrane closing the pupil in the fetus. It disappears between the seventh and eighth months. *M.*, *Pyogenic*, the fibrous membrane forming the lining of abscess-cavities; instead of being a pus-producing membrane, it is really a protective layer, limiting the spread of the abscess, although it may form pus under certain circumstances. *M.*, *Pyophylactic*, a term suggested by Roswell Park for the so-called "pyogenic membrane." *M.*, *Reichert's*. See *M.*, *Bowman's*. *M.* of *Reissner*, a delicate membrane stretching across the outer wall of the cochlea. *M.*, *Reticular*, the membrane covering the space of the outer hair-cells of the cochlea. *M.* of *Ruysch*. See *Membrana ruyschiana*. *M.*, *Schneiderian*, the mucosa lining the nasal fossæ. *M.* of *Schwann*. See *Neurilemma*. *M.*, *Serous*, a delicate membrane covered with flat endothelial cells lining closed cavities of the body, *e. g.*, the peritoneum, the pleura. *M.*, *Shell*. See *Membrana putaminis*. *M.*, *Shrapnell's*, a small portion of the drum-membrane filling the notch of Rivini. It differs from the remainder of the drum-membrane in that it contains none of the fibrous tissue proper to the drum. It is also called *Membrana flaccida*. *M.*, *Synovial*, a membrane covering the articular extremities of bones and the inner surface of ligaments entering into the formation of a joint. *M.*, *Tectorial*. See *Membrana tectoria*. *M.*, *Tenon's*. See *Tenon's Capsule*. *M.*, *Thyro-hyoid*, the broad membrane joining the thyroid cartilage and the hyoid bone. *M.*, *Tubular*,



the neurilemma, *q. v.* **M.**, **Tympanic**, the membrane separating the external from the middle ear. It consists of three layers: an ectal or skin layer, a fibrous layer, and an ental layer like that lining the middle ear. **M.**, **Undulator**, a delicate membrane uniting the spinal filament to the body and tail of the spermatozoön. **M.**, **Utero-epichorial**, the decidua vera. **M.**, **Vascular** (*of the eye*), the choroid, *q. v.* **M.**, **Vestibular**. Same as *M. of Reissner*. **M.**, **Virginal**, the hymen, *q. v.* **M.**, **Vitellary**, **M.**, **Vitelline**, the true cell-membrane of the ovum, lying within the zona pellucida. **M.**, **Vitreous**, the membrane of Descemet; also the basement membrane of a hair-follicle. **M.**, **Wachendorff's**, the papillary membrane. **M.**, **Yolk**. Same as *M.*, *Vitelline*. **M.**, **Zinn's**. See *Zonule of Zinn*.

**Membraneous** (*mem-brā'-ne-us*). See *Membranous*.

**Membraniform** (*mem-brā'-if-orm*). See *Membranous*.

**Membranine** (*mem'-bran-in*). See *Membranous*.

**Membrano-carneous** (*mem-brā'-o-kar'-ne-us*) [*membrana*, membrane; *caro*, flesh]. Of a membranous and fleshy structure.

**Membranocranium** (*mem-brān-o-kra'-ne-um*) [*membrana*, membrane; *kranion*, skull]. The membranous skull of the fetus, prior to ossification.

**Membranogenic** (*mem-brān-o-jen'-ik*) [*μεμβράνα*, parchment membrane; *γενής*, producing]. In biology, having a tendency to form a membrane or a membranous growth.

**Membranoid** (*mem-brān-oid'*) [*membrana*, membrane; *είδος*, like]. Resembling membrane.

**Membranology** (*mem-brān-ol'-o-je*) [*membrana*, membrane; *λόγος*, science]. The anatomy, physiology, and pathology of the membranes of the body.

**Membranous** (*mem-brān-ō'-sus*) [*membrana*, membrane]. Membranous. **M.**, **Semi-**, one of the hamstring muscles. See *Muscles*, *Table of*.

**Membranous** (*mem'-brān-us*) [*membranousus*, membranous]. Having the nature of, or characterized by, a membrane. In biology, applied to an organ or part that is flattened, thin and flexible. **M.** **Labyrinth**. See *Labyrinth*. **M.** **Urethra**, the part of the urethra between the two layers of the triangular ligament.

**Membranula**, **Membranule** (*mem-brān'-u-lah*, *mem-brān'-ūl*) [*dim. of membrana*, membrane]. A small membrane. In biology, specifically applied to a portion of the wing of certain insects.

**Membranulet** (*mem-brān'-u-let*). Same as *Membranula*.

**Membrosus** (*mem-bro'-sus*) [*membrum*, limb]. Having a large penis.

**Membrum** (*mem'-brum*) [*L. : pl., Membra*]. Same as *Member*. **M.** **muliebri**, the clitoris. **M.** **seminale**, **M.** **virile**, the penis.

**Memory** (*mem'-o-re*) [*memoria*, a recalling]. That faculty of the mind that enables one to recall ideas, events, and the images of objects that have produced sensation. **M.**, **Loss of**. See *Annesia*.

**Menagogue** (*men'-ag-og*). Synonym of *Emmenagogue*.

**Menatechenzie** (*men-at-ek-en'-ze*). See *Palmus*.

**Mendel's Convolution**. See *Convolution*, *Table of*.

**Mendelejeff's Classification**. See *Element*.

**Mendosus** (*men-dō'-sus*) [*mendax*, false]. False; applied to certain incomplete parts, as the floating ribs.

**Menelcosis** (*men-el-kō'-sis*) [*μήνec*, menses; *ἐλκος*, ulceration]. Ulceration of the leg, with vicarious menstruation from the sore.

**Menellipsis** (*men-el-ip'-sis*) [*μήνec*, menses; *ἐλλειψις*, a falling off]. Menopause.

**Menes** (*men'-ēz*) [*μήνec*, menses]. Menses.

**Menhaden Oil** (*men-hā'-dn*) [a corruption of the In-

dian *munhawhatteag*]. An oil obtained from the *Alosa menhaden*, a kind of herring. It is used in soap-making and in tanning, and, when pure, as a substitute for cod-liver oil.

**Menhidrosis**, **Menidrosis** (*men-hid-ro'-sis*, *men-id-ro'-sis*) [*μήνec*, menses; *ἰδρωσις*, sweat]. A form of vicarious menstruation said to consist in monthly excess of sweat, sometimes sanguineous, instead of the menstrual flow.

**Mènière's Disease**. A disease or injury probably of the semicircular canals, characterized by nausea, vomiting, vertigo, deafness, tinnitus aurium, and other phenomena. It is called also aural or auditory vertigo. See *Diseases*, *Table of*.

**Meningarthrocace** (*men-in'-gar-throk'-as-e*) [*μήνινγξ*, membrane; *ἄρθρον*, joint; *κακός*, evil]. Inflammation of joint-membranes.

**Meningeal** (*men-in'-je-al*) [*μήνινγξ*, membrane]. Pertaining to any membrane of the brain or myel, especially the dura.

**Meninges** (*men-in'-jez*) [*pl. of μήνινγξ*, membrane]. A name applied to the membranes of the brain and myel, the dura, pia, and arachnoid. **M.**, **Lepto-**, the pia and arachnoid.

**Meningina** (*men-in'-ji'-nah*) [*μήνινγξ*, membrane]. The pia and arachnoid considered as the proper meninges, and apart from the dura; the pia-arachnoid.

**Meninginitis** (*men-in'-jin-i'-tis*) [*μήνινγξ*, membrane; *ιτις*, inflammation]. Inflammation of the meningina; leptomeningitis.

**Meningitic** (*men-in'-ji'-ik*) [*μήνινγξ*, membrane]. Pertaining to, or affected with, meningitis.

**Meningitis** (*men-in'-ji'-tis*) [*μήνινγξ*, membrane; *ιτις*, inflammation]. Inflammation of the membranes of the brain or cord; that of the dura is termed pachymeningitis, that of the pia-arachnoid, leptomeningitis. **M.**, **Acute**. See *Leptomeningitis*. **M.**, **Ascending**, a form that begins in the membranes of the lower cord and ascends. **M.**, **Basilar**. See *M.*, *Tuberculous*. **M.**, **Cerebral**, **M.**, **Cerebro-spinal**, a form affecting the membranes of the brain, and those of the cord and brain respectively. It is usually epidemic. **M. of the Convexity**, simple leptomeningitis. **M.**, **Epidemic**. Synonym of *Fever, Cerebro-spinal*. **M.**, **Granular**, the same as *M.*, *Tuberculous*. **M.**, **Malignant**. Synonym of *Fever, Cerebro-spinal*. **M.**, **Rhachidian**. Synonym of *M.*, *Spinal*. **M.**, **Scrofulous**. See *M.*, *Tuberculous*. **M.**, **Septic**, that due to an infectious process. **M.** **siderans**, a fulminant, rapidly fatal form of cerebro-spinal fever. **M.**, **Simple**, that not due to tuberculosis or sepsis. **M.**, **Spinal**, meningitis of the membranes of the spinal cord. **M.**, **Syphilitic**, meningitis due to syphilis. **M.**, **Traumatic**, that following injury to the skull or spinal column. **M.**, **Tuberculous**, inflammation of the pia of the brain, with effusion of lymph and pus, caused by the deposit of miliary tubercles upon its surface or into its substance. **M.**, **Typhoid**. Synonym of *Fever, Cerebro-spinal*.

**Meningitophobia** (*men-in'-git-o'-fo'-be-ah*) [*μήνινγξ*, membrane; *ιτις*, inflammation; *φόβος*, fear]. An exaggerated fear of meningitis when the disease is epidemic, sometimes leading to the development of the symptoms of the disease.

**Meningocele** (*men-in'-go-sel*) [*μήνινγξ*, membrane; *κήλη*, tumor]. A tumor composed of cerebral or spinal membranes containing fluid, and perhaps nerve-tissue, protruding from an anomalous opening in the cranium or spinal column, usually covered by skin, but sometimes exposed by cutaneous defect.

**Meningo-cephalitis** (*men-in'-go-sef-al-i'-tis*). See *Meningo-encephalitis*.

**Meningo-cerebritis** (*men-in'-go-ser-e-bri'-tis*). See *Meningo-encephalitis*.

**Meningococcus** (*men-in'-go-koh'-us*) [*μηνιγξ*, membrane; *κόκκος*, coccus]. A name for the supposed coccus, or microbe, of cerebro-spinal fever. See *Micrococcus intercellularis meningitidis* under *Bacteria*, *Synonymatic Table of*.

**Meningo-encephalitis** (*men-in'-go-en-sef-al-i'-tis*) [*μηνιγξ*, membrane; *ἐνκέφαλον*, brain; *ιτις*, inflammation]. An inflammation of the brain and its membranes.

**Meningo-ependymitis** (*men-in'-go-ep-en-dim-i'-tis*) [*μηνιγξ*, membrane; *ἐπένδυμα*, ependyma; *ιτις*, inflammation]. Meningitis with inflammation of the ependyma, a condition seen in adult hydrocephalus.

**Meningo-gastralgia** (*men-in'-go-gas-tra'l'-je-ah*) [*μηνιγξ*, membrane; *γαστήρ*, stomach; *ἄλγος*, pain]. A painful condition of the mucous membrane of the stomach.

**Meningo-gastric** (*men-in'-go-gas'-trik*) [*μηνιγξ*, membrane, *γαστήρ*, stomach]. Pertaining to the membranes of the stomach.

**Meningo-gastritis** (*men-in'-go-gas-trit'-ik*) [*μηνιγξ*, membrane; *γαστήρ*, stomach; *ιτις*, inflammation]. Pertaining to meningo-gastritis.

**Meningo-gastritis** (*men-in'-go-gas-trit'-tis*) [*μηνιγξ*, membrane; *γαστήρ*, stomach; *ιτις*, inflammation]. 1. Inflammation of the mucosa of the stomach. 2. Meningitis associated with gastritis.

**Meningo-malacia** (*men-in'-go-mal-a'-se-ah*) [*μηνιγξ*, membrane; *μαλακία*, softness]. A softening of the cerebral or spinal meninges, or other membranes.

**Meningomyces** (*men-in'-go-mi'-sēz*) [*μηνιγξ*, membrane; *μύκης*, fungus]. Fungosity of the meninges.

**Meningo-myelitis** (*men-in'-go-mi'-el-i'-tis*) [*μηνιγξ*, membrane; *μυελός*, marrow; *ιτις*, inflammation]. Inflammation of the myel and its meninges.

**Meningo-myelocoele** (*men-in'-go-mi'-el-o-sēl*) [*μηνιγξ*, membrane; *μυελός*, marrow; *κήλη*, tumor]. A tumor containing a portion of the myel, with its enveloping meninges.

**Meningophylax** (*men-in'-gof'-il-aks*) [*μηνιγξ*, membrane; *φύλαξ*, guard]. An old form of instrument for protecting the brain from injury during operations after trephining.

**Meningorrhachidian** (*men-in'-go-rak-id'-e-an*) [*μηνιγξ*, membrane; *ράχις*, spine]. Relating to the spinal meninges.

**Meningorrhagia** (*men-in'-gor-a'-je-ah*) [*μηνιγξ*, membrane; *ρηγνύναι*, to burst forth]. Meningeal hemorrhage.

**Meningorrhœa** (*men-in'-gor-e'-ah*) [*μηνιγξ*, membrane; *ροία*, a flow]. Meningeal hemorrhage, or extravasation of blood.

**Meningosis** (*men-in'-go-sis*) [*μηνιγξ*, membrane]. The union of bones by a membranous attachment.

**Meningo-spinal** (*men-in'-go-spi'-nal*) [*μηνιγξ*, membrane; *spinalis*, spinal]. Meningeal and spinal; pertaining to the meninges of the spinal cord.

**Meningo-symphysis** (*men-in'-go-sim'-fis-is*) [*μηνιγξ*, membrane; *σύν*, together; *φύειν*, to grow]. The morbid adhesion of the meninges to each other.

**Meningo-symphytic** (*men-in'-go-sim-fit'-ik*) [*μηνιγξ*, membrane; *σύν*, with; *φύειν*, to grow]. Pertaining to or characterized by meningo-symphysis.

**Meningo-syzygia** (*men-in'-go-si-zij'-e-ah*) [*μηνιγξ*, membrane; *συσζυγία*, a coupling]. Same as *Meningo-symphysis*.

**Meningozeuxis** (*men-in'-go-zūks'-is*) [*μηνιγξ*, membrane; *ζεύξω*, a yoking]. Same as *Meningo-symphysis*.

**Meningozeuxitis** (*men-in'-go-zūks-i'-tis*) [*μηνιγξ*, mem-

brane; *ξέυχις*, yoke; *ιτις*, inflammation]. Meningo-symphysis with inflammation.

**Meninguria** (*men-in'-gu'-re-ah*) [*μηνιγξ*, membrane; *οὔρον*, urine]. The passage or presence of membranous shreds in the urine.

**Meninguric** (*men-in'-gu'-rik*) [*μηνιγξ*, membrane; *οὔρον*, urine]. Pertaining to or characterized by meninguria.

**Meninx** (*men'-ingks*) [*μηνιγξ*, membrane]. Any one of the meninges, especially the dura.

**Meniscitis** (*men-is'-i'-tis*) [*μηνίσκος*, crescent; *ιτις*, inflammation]. An inflammation of the semilunar cartilages of the knee-joint.

**Meniscoid** (*men-is'-koid*) [*μηνίσκος*, crescent; *εἶδος*, like]. Resembling a meniscus; crescent-shaped.

**Meniscus** (*men-is'-kus*) [*μηνίσκος*, a crescent; *pl.*, *Menisci*]. A concavo-convex lens. A concavo-convex articular cartilage, or the semilunar cartilage of the knee-joint. Also, the concavity or convexity produced on the surface of liquids in tubes and vessels by capillary attraction. **M.**, **Tactile**, a form of nerve-ending with a concave surface turned ectad, each concavity containing a tactile cell.

**Menispermin** (*men-is-per'-min*) [*μήνη*, moon; *σπέρμα*, seed]. A precipitate from a tincture of the root of *Menispermum canadense*; alterative, tonic, laxative, diuretic, stimulant, and resolvent. Dose from 1 to 4 grains. Unof. 2.  $C_{18}H_{24}N_2O_2$ . A non-poisonous and inert alkaloid from *Anamirta cocculus* and *Menispermum canadense*.

**Menispermum** (*men-is-per'-mum*) [*μήνη*, moon; *σπέρμα*, seed]. The roots of *M. canadense*, or Canadian moon-seed. It is reputed to have tonic properties, and is used for sarsaparilla. Dose gr. v-xx in infusion; of a concentrated tinct., gt. v-xv. **M.**, **Ext.**, **Fld.** Dose ʒj.

**Menispin** (*men'-is-pin*) [*μήνη*, moon; *σπέρμα*, seed]. A bitter alkaloid contained in the root of *Menispermum canadense*. It is readily soluble in alcohol, less so in water, in chloroform, and in ether.

**Menocelis** (*men-o-se'-lis*) [*μήν*, mouth; *κηλίς*, spot]. A dark spot upon the skin sometimes seen at or near the menstrual period.

**Menocryphia** (*men-o-krif'-e-ah*) [*μήνες*, menses; *κρύφω*, hidden]. Same as *Ischomenia*.

**Menolipsis** (*men-o-lip'-sis*) [*μήνες*, menses; *λείψω*, an omission]. The retention or absence of the menses.

**Menometastasis** (*men-o-met-as'-tas-is*) [*μήνες*, menses; *μετάσταςις*, metastasis]. Vicarious menstruation.

**Menopad** (*men'-o-pad*) [*μήνες*, menses; **ME.**, *padde*, a pad]. A pad for catching the menstrual blood.

**Menopause** (*men'-o-pawz*) [*μήνες*, menses; *παῖσις*, cessation]. The end of menstrual life, usually occurring at the age of from 45 to 50. It is also called the climacteric, or the change of life.

**Menophania** (*men-o-fa'-ne-ah*) [*μήνες*, menses; *φαίνω*, to appear]. The first appearance of the menses.

**Menoplasia** (*men-o-pla'-ne-ah*) [*μήνες*, menses; *πλάνω*, deviation]. A discharge of blood occurring at the menstrual period, but derived from some other part of the body than the uterus. Also, any deviation or aberration of the menstrual flow.

**Menorrhagia** (*men-or-a'-je-ah*) [*μήνες*, menses; *ρηγνύναι*, to burst forth]. An excessive menstrual flow.

**Menorrhagic** (*men-or-aj'-ik*) [*μήνες*, menses; *ρηγνύναι*, to burst forth]. Relating to, or characterized by, menorrhagia.

**Menorrhalgia** (*men-or-al'-je-ah*) [*μήνες*, the menses; *ῥέω*, to flow; *ἄλγος*, pain]. Painful menstruation. See *Dysmenorrhœa* and *Menorrhspasm*.

**Menorrhœa** (*men-or-e'-ah*) [*μήνες*, menses; *ροία*, a flow]. The normal flow of the menses. Also, excessive menstruation.



**Menorrhspasm** (*men-or-spaz'-m*) [*μήνες*, menses; *ῥέειν*, to flow; *σπασμός*, spasm]. A painful, neuromuscular spasm of the uterus, caused by imperfect development and innervation, or by inflammatory processes.

**Menoschesis** (*men-os'-kes-is*) [*μήνες*, menses; *σχέσις*, retention]. Retention of the menses.

**Menoschetic** (*men-os-ket'-ik*) [*μήνες*, menses; *σχέσις*, retention]. Pertaining to, or characterized by, menoschesis.

**Menosepsis** (*men-o-sep'-sis*) [*μήνες*, menses; *σῆψις*, putridity]. A putrid quality of the menses.

**Menoseptic** (*men-o-sep'-tic*) [*μήνες*, menses; *σῆψις*, putridity]. Pertaining to, or of the nature of, menosepsis.

**Menostasia, Menostasis** (*men-os-ta'-ze-ah, men-os'-tas-is*) [*μήνες*, menses; *στάσις*, standing]. A suppression of the menstrual flow.

**Menostatic** (*men-os-tat'-ic*) [*μήνες*, menses; *στάσις*, a standing]. Pertaining to, or characterized by, menostasis.

**Menotyphlosis** (*men-o-tif-lo'-sis*) [*μήνη*, moon; *τύφλωσις*, a blinding]. Moon-blindness; a periodic blindness or dimness of vision, formerly ascribed to the influence of the moon, and popularly believed to affect certain horses.

**Menoxenia** (*men-oks-e'-ne-ah*) [*μήνες*, menses; *ξένος*, strange, foreign]. Irregularity of menstruation.

**Menoxenosis** (*men-oks-en-o'-sis*) [*μήν*, month; *ξένωσις*, strangeness]. Same as *Menoxemia*.

**Mens** (*mens*) [*L. gen., mentis*]. Mind. *Compos mentis*, of sound mind. *Non compos mentis*, of unsound mind.

**Menses** (*men'-sēz*) [*mensis*, a month]. The recurrent monthly discharge of blood from the genital canal of the female during sexual life. See *Menstruation*. **M., Excessive, or Immoderate Flow of.** See *Menorrhagia*. **M., Obstructive, or Diminution of.** See *Amenorrhea*. **M., Suppression of.** See *Amenorrhea* and *Menostasis*.

**Menstrua** (*men'-stru-ah*) [*L.: pl., of Menstruus*, monthly]. 1. The menses. 2. Plural of *Menstruum*, *q. v.* **M. alba.** Synonym of *Leukorrhœa*.

**Menstrual** (*men'-stru-al*) [*menstrualis*: *menstruus*, monthly]. Pertaining to menstruation. **M. Blood,** the blood discharged at the menstrual period. **M. Colic.** See *Colic*. **M. Insanity.** See *Insanity*.

**Menstruant** (*men'-stru-ant*) [*menstruus*, monthly]. 1. Subject to, or capable of, menstruating. 2. One who menstruates, or is capable of menstruating.

**Menstruate** (*men'-stru-āt*) [*menstruare*; from *menstruus*, monthly]. To discharge the menstrual flow.

**Menstruation** (*men-stru-a'-shun*) [*menstruatio*; from *menstruus*, monthly]. A periodic discharge of a sanguineous fluid from the uterus and Fallopian tubes, occurring during the period of a woman's sexual activity, from puberty to the menopause. The flow is alkaline and composed of blood, shreds of mucous membrane, and vaginal and uterine secretion; it is darker than ordinary blood, and should not clot; its odor is characteristic and disagreeable; the usual quantity is from four to six ounces. **M., Vicarious,** the discharge of blood in connection with, or at the time of, menstruation, but taking place from some other organ or part than the vagina. *Atopomenorrhœa*.

**Menstruous** (*men'-stru-us*) [*menstruus*, monthly]. Having, or pertaining to, the monthly flow.

**Menstruum** (*men'-stru-um*) [*menstruus*, monthly]. A liquid used for effecting solution. A solvent.

**Mensuration** (*men-su-ra'-shun*) [*mensurare*, to measure]. The estimation of quantity or dimension. In anatomy, the estimation of the dimensions of any

organ or part of the body. In physical diagnosis, the measurement of parts of the body.

**Mentagra** (*men-ta'-grah*). See *Sycosis*. **M. parasitica.** See *Tinea sycosis*.

**Mentagrophyte** (*men-tag'-ro-fit*), **Mentagrophyton** (*men-tag-roff'-it-on*) [*mentagra*, sycosis; *φυτόν*, plant]. A cryptogamous plant thought to cause sycosis.

**Mental** (*men'-tal*) [*mens*, the mind]. Pertaining to the mind. Also, pertaining to the *mentum* or chin. **M. Point.** See *Cranimetric Points*.

**Mentality** (*men-tal'-it-e*) [*mens*, mind]. Mental activity and power; intellect.

**Mentation** (*men-ta'-shun*). See *Mentality* and *Ideation*.

**Mentha** (*men'-thah*) [*L.*, mint]. A genus of labiate plants, including the true or typical mints. **M. arvensis**, var. *piperascens*. The source of *Menthol*, *q. v.* **M.-camphor.** See *Menthol*. **M. piperita**, peppermint. The leaves and tops of *M. piperita*, or common peppermint, having properties due to a volatile oil, in which form it is commonly used. It is an aromatic, stimulant, carminative, and antispasmodic, and is valuable internally to relieve flatulent colic, and externally to relieve superficial neuralgia. It is of reputed value in typhoid fever, and as an antiseptic in parasitic skin-diseases. **M. pip., Aqua**, contains 2 parts of the oil in 1000 of distilled water. Dose indefinite. **M. pip., Essentia** (B. P.) Dose  $\text{m}_\text{x-xx}$ . **M. pip., Ol.**, the volatile oil, consists of a liquid terpene and a camphor, *menthol*, *q. v.* Dose  $\text{m}_\text{j-v}$ . **M. pip., Spt.**, essence of peppermint, contains 10 per cent. of the oil and 1 per cent. of the herb in alcohol. Dose  $\text{m}_\text{x-xxx}$ . **M. pip., Trochisci**, each contains  $\frac{1}{15}$  of the oil, with sugar and tragacanth. Dose indefinite. **M. pulegium**, the true or European pennyroyal. Its odor and properties are much the same as those of American pennyroyal. **M: viridis**, spearmint. The leaves and tops of common "kitchen" mint, *M. viridis*, having properties due to a volatile oil, differing slightly in taste and odor from oil of peppermint. Its medicinal properties are like those of *M. piperita*. **M. virid., Aq.**, 2 parts of the oil in 1000 of water. **M. virid., Ol.**, the volatile oil. Dose  $\text{m}_\text{ij-v}$ . **M. virid., Spt.**, alcoholic, contains 10 per cent. of the oil and 1 per cent. of the herb. Dose  $\text{m}_\text{x-xl}$ .

**Menthene** (*men'-thēn*) [*mentha*, mint],  $\text{C}_{10}\text{H}_{18}$ . A liquid hydrocarbon produced when menthol is distilled with  $\text{P}_2\text{O}_5$ . It boils at  $167^\circ\text{C}$ .

**Menthol** (*men'-thol*) [*mentha*, mint],  $\text{C}_{10}\text{H}_{20}\text{O}$ . Japanese peppermint; peppermint camphor; mentha camphor; the chief component of peppermint oil, from which it separates in crystalline form on cooling. It possesses, like borneol, the character of an alicyclic alcohol; melts at  $42^\circ\text{C}$ ., and boils at  $213^\circ\text{C}$ . It is obtained from *Mentha arvensis*, var. *piperascens*, a Chinese and Japanese herb; also from the seeds of *Carum copticum*, of India. It is used as a local application in neuralgia, sciatica, ringworm, and other painful conditions. **Unof. M., Emplast.**, containing menthol, wax, and resin; has a place in the 1890 addition to the B. P. **M. Pencil**, a small, pointed cylinder of menthol used as an application to the skin in neuralgia.

**Menthone** (*men'-thōn*) [*mentha*, mint],  $\text{C}_{10}\text{H}_{18}\text{O}$ . The ketone of menthol, a colorless liquid with a high boiling-point ( $206^\circ\text{C}$ ). It is soluble in alcohol, in benzene, in carbon disulphid, and in chloroform, but insoluble in water.

**Mentiforous** (*men-tif'-er-us*) [*mens*, mind; *ferre*, to carry]. Conveying, or supposed to convey, mental impressions; telepathic. **M. Ether**, a supposed ethereal medium of telepathy, or thought-transfer.

**Mentigo** (*men-ti'-go*). See *Mentagra*.

**Mento-bregmatic** (*men'-to-breg-mat'-ik*) [*mentum*, chin; *βῆγμα*, bregma]. Extending from the chin to the bregma.

**Mento-condylean** (*men'-to-kon-dil'-e-an*) [*mentum*, chin; *κόνδυλος*, condyle]. Pertaining to the chin and the occipital condyles. **M.-c. Triangle**. See *Triangles*, Table of.

**Mento-coronial** (*men'-to-kor-o'-ne-al*) [*mentum*, chin; *corona*, crown]. Relating to the chin and the coronal suture. **M.-c. Triangle**. See *Triangles*, Table of.

**Mento-gonial** (*men'-to-go'-ne-al*) [*mentum*, chin; *γωνία*, angle]. Extending from the gonion to the gnathion. **M.-g. Triangle**. See *Triangles*, Table of.

**Mento-hyoid** (*men'-to-hi'-oid*) [*mentum*, chin; *βοεῖδες*, hyoid]. Relating to the chin and the hyoid bone.

**Mento-labial** (*men'-to-la'-be-al*) [*mentum*, chin; *labium*, lip]. Relating both to the chin and the lip.

**Mento-mastoid** (*men'-to-mas'-toid*) [*mentum*, chin; *μαστός*, nipple; *εἶδος*, like]. Relating to both chin and mastoid process. **M.-m. Triangle**. See *Triangles*, Table of.

**Mento-meckelian** (*men'-to-mek-el'-e-an*) [*mentum*, chin; *Meckel*, a German anatomist]. Pertaining to the distal or mental division of Meckel's cartilage.

**Mentula** (*men'-tu-lah*) [L.]. The penis.

**Mentulagra** (*men-tu-la'-grah*) [*mentulagra*; *mentula*, penis; *ἀγρα*, seizure]. Painful priapism; chordee.

**Mentulomania** (*men-tu-lo-ma'-ne-ah*). Synonym of *Masturbation*.

**Mentum** (*men'-tum*) [L., the chin; *pl.*, *Menta*]. The chin. In biology, variously applied to structures below the lip, or labium, as in insects, that part of the labium between the submentum and the ligula; in orchids, an extension of the foot of the column.

**Mentzelia** (*ment-ze'-le-ah*) [after C. *Mentzel*, a German botanist]. A genus of the Loaseae. **M. aspera**, **M. hispida**, is a Mexican species, the root of which has drastic properties, and is also used in gonorrhea and syphilis. Unof.

**Menyanthes** (*men-e-an'-thēz*) [*μηνναῖος*, monthly; *ἄνθος*, flower]. A genus of plants of the gentian order. **M. trifoliata**. See *Buckbean*.

**Menyanthin** (*men-e-an'-thin*) [*μηνναῖος*, monthly; *ἄνθος*, flower],  $C_{30}H_{46}O_{14}$ . The bitter principle of *Buckbean*. It is a white, amorphous, bitter glucosid.

**Meosis** (*me-o'-sis*). See *Miosis*.

**Mephitic** (*me-fit'-ik*) [*Mephitis*, a mythologic divinity]. Foul or noxious; stifling; noisome, as a vapor, or stench. **M. Gangrene**, moist necrosis of bone, associated with the evolution of offensive odors.

**Mephitis** (*me-fit'-tis*) [L.]. 1. A pestilent or noxious exhalation. 2. A genus of American carnivorous mammals, the skunks. They are noted for the fetid secretion of their perineal glands, which has been used as an antasthmatic remedy and in hysteria. Unof.

**Mephitism** (*me-fit'-it-izm*). Synonym of *Mephitis* (first definition).

**Meramaurosis** (*mer-am-aw-ro'-sis*) [*μέρος*, part; *ἀμάρωσεν*, to darken]. Partial amaurosis.

**Meranesthesia** (*mer-an-es-the'-ze-ah*) [*μέρος*, part; and *ἀναισθησία*, anesthesia]. Partial or local anesthesia.

**Meratroph** (*mer-at'-ro-fe*) [*μέρος*, part; *ἀρτροφή*, want of nourishment]. Partial atrophy.

**Mercaptal** (*mer-kap'-tal*) [*mercurius*, mercury; *captans*, seizing]. A thio-acetal; a product of the union of a mercaptan and an aldehyd.

**Mercaptan** (*mer-kap'-tan*) [*mercurius*, mercury; *captans*, seizing]. A thio-alcohol; any one of a certain class of alcohols in which the oxygen is replaced by sulphur. The mercaptans are the sulphur analogues

of the alcohols, and are colorless liquids, mostly insoluble in water, and possessed of a disagreeable odor resembling that of garlic.

**Mercaptid** (*mer-kap'-tid*) [*mercurius*, mercury; *captans*, seizing]. A metallic derivation of a mercaptan.

**Mercaptol** (*mer-kap'-tol*) [*mercurius*, mercury; *captans*, seizing]. A product of the union of a mercaptan and a ketone.

**Mercier's Bar**. The crescentic ridge of submucous tissue forming the posterior boundary of the trigone of the bladder.

**Mercurial** (*mer-ku'-re-al*) [*Mercury*, a Grecian god]. Pertaining to mercury. **M. Palsy**, a paralysis or an involuntary spasmodic twitching of the voluntary muscles, as a result of mercurial intoxication, and intensified on voluntary motion; it sometimes affects persons habitually exposed to the vapor of mercury. **M. Ptyalism**. Synonym of *Stomatitis*, *Mercurial*. **M. Rash**, an eczematous eruption arising from the continued use of mercury. **M. Tremors**. Same as *M. Palsy*. See also *Tremor*.

**Mercurialin** (*mer-ku'-re-al-in*) [*Mercury*, a Grecian god],  $CH_5N$ . An oily basic principle obtainable from *Mercurialis annua* and *M. perennis*. It is poisonous, diuretic, and cathartic. Unof.

**Mercurialis** (*mer-ku'-re-al'-tis*) [*Mercury*, a Grecian god]. A genus of euphorbiaceous plants, with actively poisonous qualities. **M. annua** and **M. perennis** were formerly used in medicine, being strongly purgative, emmenagogue, and diuretic. Unof.

**Mercurialism** (*mer-ku'-re-al-izm*) [*Mercury*, a Grecian god]. A name for the morbid condition arising from the too free or the long continued use of mercury.

**Mercurialist** (*mer-ku'-re-al-ist*) [*Mercury*, a Grecian god]. One who prescribes mercury largely, or one who believes in the treatment of syphilis by mercury.

**Mercurialization** (*mer-ku'-re-al-iz-a'-shun*) [*Mercury*, a Grecian god]. Bringing under the influence of mercury.

**Mercuric** (*mer-ku'-rik*) [*Mercury*, a Grecian god]. Pertaining to or containing mercury as a bivalent radicle.

**Mercuricum** (*mer-ku'-rik-um*) [*Mercury*, a Grecian god]. A term applied to compounds containing mercury as a bivalent radicle.

**Mercurius** (*mer-ku'-re-us*). See *Mercury*.

**Mercurosum** (*mer-ku'-ro'-sum*) [*Mercury*, a Grecian god]. A term given to compounds containing mercury as a univalent radicle.

**Mercurous** (*mer'-ku'-rus*) [*Mercury*, a Grecian god]. A term applied to compounds containing mercury as a univalent radicle.

**Mercury** (*mer'-ku-re*) [*Mercury*, a Grecian god]. See *Hydrargyrum*. **M. Weed**, the herb *Mercurialis annua*. See *Mercurialis*.

**Merd** [*merda*, *merdus*, feces]. Feces. **M. diaboli**, asafetida.

**Merdivomous** (*mer-div'-o-mus*) [*merda*, feces; *vomere*, to vomit]. Having stercoraceous vomiting.

**Merdivorous** (*mer-div'-or-us*) [*merda*, feces; *vorare*, to devour]. Devouring excrement.

**Merechema** (*mer-ek-e'-mah*) [*μῆρος*, thigh; *ἔχρημα*, sound; *pl.*, *Merechemata*]. An auscultatory sound ascribed to the friction of the thighs of the fetus.

**Meremphraxis** (*mer-em-fraks'-is*) [*μέρος*, part; *ἐμπαῖς*, stoppage]. Partial obstruction.

**Merenchyma** (*mer-eng'-kim-ah*) [*μέρος*, a part; (*παρ*) *έγχυμα*, in modern sense "parenchyma"]. In biology, an imperfect parenchyma.

**Meretrix** (*mer'-et-riks*) [*merere*, to earn money]. A prostitute.



**Meriæum** (*mer-e-el-um*) [μερός, the thigh; *pl.*, *Meriæa*]. In biology, the anterior surface of the socket of the hind-leg of a beetle.

**Meric** (*mer'-ik*) [μέρος, part]. Relating to a part.

**Mericaip** (*mer'-ik-ar-p*) [μέρος, a part; καρπός, fruit]. In biology, one of the ripened carpels of a schizocarp; a portion of a fruit separating from the rest.

**Mericism** (*mer'-is-izm*). Same as *Merycism*.

**Meride** (*mer'-id*) [μέρος, part; μείρομαι, to share]. In biology, a colony of cells that either remains isolated or multiplies by gemmation to form a larger aggregate.

**Meridian** (*mer-id'-e-an*) [*meridies*, midday]. An imaginary great circle surrounding any globe and intersecting the poles. **M. of the Eye**, an imaginary circle surrounding the globe of the eye, *vertical* if supposed to be perpendicular, or *horizontal* if level. A *lens* is also described in the same way.

**Meridional** (*mer-id'-e-on-al*) [*meridies*, midday]. Relating to a meridian.

**Meridrosis** (*mer-id-ro'-sis*) [μέρος, part; ἰδρώς, sweat]. Local perspiration.

**Meris** (*mer'-is*) [μερίς, a part; *pl.*, *Merides*]. In biology, a cell-colony either permanently isolated. or by budding giving rise to a higher aggregate, the *deme*.

**Merismatic** (*mer-is-mat'-ik*) [μερίσμα, a part; μερισμός, a division; μερίζω, to divide]. In biology, characterized by the formation of internal septa.

**Merismopedia** (*mer-is-mo-pe'-de-ah*) [μερισμός, division; παῖς, child]. A bacterium multiplying by two rectangular divisions, thus forming a tablet-like group of four cells in one plane. See *Bacteria*, *Table of*.

**Merispore** (*mer'-is-por*) [μέρος, part; σπόρος, seed]. The spores resulting from division of the endospore or exospore of fungi; one of the secondary spores of a compound spore.

**Meristem** (*mer'-is-tem*) [μεριστός, verbal adj. of μερίζω, to divide]. In biology, the actively growing, undifferentiated cell-tissue of the growing tips of plants; the formative tissue of the cambium layer.

**Meristematic** (*mer-is-tem-at'-ik*). Synonym of *Merismatic*.

**Meristogenetic** (*mer-is-to-jen-el'-ik*) [μεριστός, divided; γεννᾶν, to beget]. Developed from meristem.

**Merit** (*mer'-it*) [μερίς, a part (μερίτης, a partaker)]. In biology, one of the small bodies or granules containing one or two chromatin-specks, or *microsomata*, formed by the breaking up of the male and female pronuclei in the process of impregnation. The *Spermatomeriten* and *Ovomeriten* of Boehm. Cf. *Idant*.

**Merithal** (*mer'-ith-al*) [μερίς, part; θαλλός, a branch]. Same as *Internode*.

**Merizotropia** (*mer-iz-o-tro'-pe-ah*). See *Merotropia*.

**Merkel's Cells**. The tactile corpuscles. **M.'s Ganglia**, small groups of subepidermic ganglion-cells; the tactile corpuscles. **M.'s Muscle**. See *Muscles*, *Table of*. **M.'s Plane**. See *Plane*. **M.'s Solution**, a fixing-agent used in histologic research. It is composed of equal parts of a one-fourth per cent. solution of platinum chlorid, and a one-fourth per cent. solution of chromic acid. The specimen is placed in this fluid for from two to three hours, and then preserved in alcohol. **M., Tactile Cells of**. See *Grandry's Corpuscles*. **M.'s Touch-corpuscles**. See *Grandry's Corpuscles*.

**Meroblast** (*mer'-o-blast*) [μέρος, a part; βλαστός, a germ]. In embryology, an ovum that contains beside the formative protoplasm or yolk, more or less food-yolk or nutritive protoplasm.

**Meroblastic** (*mer-o-blas-tik*) [μέρος, a part; βλαστός, a germ]. In embryology, a term applied to such ova as present some impediment to the segmentation

of the protoplasm of the vegetative pole, owing to which this process is more or less confined to one portion of the ovum, the protoplasm of the animal pole. The distinction between *meroblastic* and *holoblastic* is one of degree, not of kind. "The best known example of a vertebrate meroblastic ovum is undoubtedly the hen's egg." (Minot.)

**Meroccele** (*mer'-o-sel*) [μηρός, thigh; κήλη, hernia]. Femoral hernia.

**Merocerite** (*mer-os'-er-it*) [μηρός, thigh; κέρας, horn]. In biology, that joint of the antenna of a crustacean which is borne upon the ischiocerite.

**Merocoxalgia** (*mer-o-koks-al'-je-ah*) [μηρός, thigh; coxa, hip; ἄλγος, pain]. Pain affecting the thigh and hip.

**Merocyte** (*mer'-o-sit*) [μέρος, a part; κύτος, a cell]. In biology, one of the eight nucleated masses of protoplasm of the meroblastic, mesolecithal, or telolecithal germ. (Lang.)

**Merodialysis** (*mer-o-di-al'-is-is*) [μέρος, part; διάλυσις, separation]. Partial decomposition.

**Merogastrula** (*mer-o-gas'-tru-lah*) [μέρος, a part; γαστήρ, belly; *pl.*, *Merogastrule*]. In biology, the gastrula of a meroblastic ovum.

**Merogenesis** (*mer-o-jen'-es-is*) [μέρος, part; γένεσις, genesis]. Segmentation; the origination of segments.

**Merognathite** (*mer-og'-nath-it*) [μέρος, a part; γνάθος, jaw]. In biology, the fourth joint of one of the gnathites or jaw-feet of a crustacean. (Milne-Edwards.)

**Meroistic** (*mer-o-is'-tik*) [μέρος, a part; ὢν, egg]. In biology, applied to the ovaries of certain insects (*e. g.*, *aphis*) that give rise not only to ova and ovi-capsular epithelium, but also to large vitelligenous cells. The latter are connected with the ova and supply nutritive material. Cf. *Panoistic*.

**Merology** (*mer-ol'-o-je*) [μέρος, share; λόγος, science]. General anatomy; the science of elementary tissues.

**Meropia** (*mer-o'-pe-ah*) [μέρος, part; ὤψ, sight]. Partial blindness; obscuration of vision.

**Meroplanktonic** (*mer-o-plank-ton'-ik*). See *Plankton*.

**Meropodite** (*mer-op'-o-dit*) [μηρός, thigh; ποῖς, foot]. In biology, the fourth joint of a developed endopodite; the inner of the two main divisions of the typical limb. (Milne-Edwards.)

**Merorrhœuma** (*mer-o-ru'-mah*) [μέρος, part; ῥεῦμα, rheum]. Partial rheumatism.

**Merorrhæxis** (*mer-or-eks'-is*). Synonym of *Meroccele*.

**Meros** (*me'-ros*), **Merus** (*me'-rus*) [μηρός, thigh]. In biology, the thigh; the proximal segment of the lower or posterior limb. The fourth joint of any crustacean appendage, as the *merognathite* or *meropodite*.

**Merosome** (*mer'-o-som*) [μέρος, part; σῶμα, body]. In biology, one of the serial parts of a segmented organism; a *somite* or *metamere*.

**Merotopia** (*mer-o-to'-pe-ah*) [μέρος, part; τόπος, place]. Replacement of a part.

**Merotrope** (*mer'-o-trōp*), **Merotropia** (*mer-o-tro'-pe-ah*) [μέρος, part; τρόπος, a turning]. Synthesis of simpler bodies that have resulted from more complex compounds which did not combine directly.

**Merotropia** (*mer-o-trō'-pe-ah*) [μηρός, thigh; τρόπος, a turning]. Reduction of a dislocation of the femur.

**Merry-thought** (*mer'-e-thaut*). See *Furcula* and *Wish-bone*.

**Méry's Glands**. See *Gland*.

**Merycism** (*mer'-is-izm*) [μυρικήσιμός, rumination]. Regurgitation and rechewing of food. Rumination; a phenomenon characteristic of an extremely homogeneous group of *Mammalia*, *i. e.*, the *Pecora*, or true ruminants, and sometimes observed in man.

**Merycology** (*mer-ik-ol'-o-je*) [μυρικήσιω, to ruminate; λόγος, science]. The study of rumination.

**Merypertrophy** (*mer-ip-er'-tro-fē*) [μέρος, part; ὑπέρ, over; τροφή, nourishment]. Partial hypertrophy.

**Merz System.** A system in use for the disposal of garbage and refuse, by which the waste material is subjected to a process akin to desiccation. See *Sewage, Disposal of*.

**Mesad** (*me'-zad*) [μέσος, middle; ad, to]. Toward the mesial or mesal line or plane; toward the meson.

**Mesal** (*me'-zal*) [μέσος, the middle]. At or in the direction of the meson or median plane of the body. Compare the opposite, lateral. Also, see *Position and Direction, Table of*.

**Mesallantoid** (*mez-al-an'-toid*) [μέσος, middle; ἀλλάντοις, allantois]. An animal having a small allantoic sac.

**Mesameboid** (*mez-am-el'-boid*) [μέσος, middle; ἀμοιβή, a change; εἶδος, shape]. In embryology, any one of the leukocytes or wandering-cells, or perhaps the embryonic red blood-cells or the marrow-cells.

**Mesaraic** (*mez-ar-a'-ik*) [μέσος, middle; ἀραιά, belly]. Same as *Mesenteric*.

**Mesaraion** (*mez-ar-a'-e-on*), **Mesareum** (*mez-ar-el'-um*) [μεσάριον, the mesentery]. The mesentery.

**Mesarteritic** (*mez-ar-ter-it'-ik*) [μέσος, middle; ἀρτηρία, artery; ιτις, inflammation]. Pertaining to or resulting from mesarteritis.

**Mesarteritis** (*mez-ar-ter-it'-tis*) [μέσος, middle; ἀρτηρία, artery; ιτις, inflammation]. Inflammation of the middle coat of an artery (usually chronic).

**Mesaticephalic** (*mez-at-is-ef-al'-ik*) [μεσότης, median; κεφαλή, head]. Pertaining to *Mesaticephalus*. Also, see *Index*.

**Mesaticephalus** (*mez-at-is-ef-al'-us*) [μεσότης, median; κεφαλή, head]. In craniometry, a term applied to a skull having a cephalic index of between 75 and 79.

**Mesatipelvic** (*mez-at-ip-el'-vik*) [μεσότης, median; πेलίς, pelvis]. A term applied to a pelvis whose index ranges between 90° and 95°.

**Mesauchenous** (*mez-ao'-ken-us*) [μέσος, middle; αὐχην, neck]. Lissauer's term for a skull in which the angle formed between the radius fixus and a line joining theinion and the basion is between 26° and 38°.

**Mesectoderm** (*mez-ek'-to-derm*) [μέσος, middle; ἐκτός, outside; δέρμα, skin]. The ectal or ectodermal division of the mesoderm; also, indifferent tissue from which both ectoderm and mesoderm are developed.

**Mesembryo** (*mez-em'-bre-o*) [μέσος, middle; ἐμβρυον, embryo]. The blastula stage of the ova of metazoans.

**Mesembryonic** (*mez-em-bre-on'-ik*) [μέσος, middle; ἐμβρυον, embryo]. Pertaining to the mesembryo.

**Mesencephal** (*mez-en-sef'-al*). Same as *Mesencephalon*.

**Mesencephalic** (*mez-en-sef-al'-ik*) [μέσος, middle; ἐγκέφαλον, the brain]. Relating to the mesencephalon.

**Mesencephalon** (*mez-en-sef'-al-on*) [μέσος, middle; ἐγκέφαλον, the brain]. One of the divisions of the brain, consisting of the corpora quadrigemina, and the crura cerebri.

**Mesenchyma** (*mez-eng'-kim-ah*) [μέσος, middle; ἐγχυμα, an infusion]. The portion of the mesoderm that produces all the connective tissues of the body, the blood-vessels, and the blood, the entire lymphatic system proper, and the heart. The non-epithelial portions of the mesoderm.

**Mesenchyme** (*mez'-en-kim*) [μέσος, middle; ἐγχυμα, an infusion]. In biology: (a) applied to the mesoderm of certain animals (e. g., sponges); (b) embryonic connective tissue composed of cells thrown off by the mesothelium.

**Mesencranus** (*mez-en-kra'-nus*) [μέσος, middle; ἐν,

in; κρανίον, skull]. Lissauer's term for a skull having a median cerebellar sector of from 15° to 20°.

**Mesenteric** (*mez-en-ter'-ik*) [μεσεντερικός, from μέσος, middle; ἔντερον, intestine]. Pertaining to the mesentery.

**Mesenterica** (*mez-en-ter'-ik-ah*) [μέσος, middle; ἔντερον, intestine]. 1. The mycelium of certain molds. 2. A vessel of the mesentery. **M.**, **Tabes**. See *Tabes*.

**Mesenteritis** (*mez-en-ter-e-it'-tis*). Same as *Mesenteritis*.

**Mesenteriolium** (*mez-en-ter-it'-o-lum*) [dim. of μεσέντερον, mesentery]. A little mesentery; especially the fold of peritoneum that sometimes connects the appendix vermiformis with the mesentery.

**Mesenteriophthisis** (*mez-en-ter-e-off'-this-is*) [μεσέντερον, mesentery; φθίσις, wasting]. *Tabes mesenterica, q. v.*

**Mesenteritic** (*mez-en-ter-it'-ik*) [μέσος, middle; ἔντερον, intestine; ιτις, inflammation]. Pertaining to or affected with mesenteritis.

**Mesenteritis** (*mez-en-ter-it'-tis*) [μέσος, middle; ἔντερον, an intestine; ιτις, inflammation]. Inflammation of the mesentery. **M. chronica**. Synonym of *Tabes mesenterica*.

**Mesenterium** (*mez-en-ter'-e-um*) [L.: *pl.*, *Mesenteria*]. A mesentery.

**Mesenteroid** (*mez-en'-ter-oid*) [μεσεντέριον, mesentery; εἶδος, like]. Resembling the mesentery.

**Mesenteron** (*mez-en-ter-on*) [μέσος, middle; ἔντερον, intestine]. The middle portion of the alimentary tract in the embryo.

**Mesentery** (*mez'-en-ter-e*) [μέσος, middle; ἔντερον, bowel]. 1. A fold of the peritoneum that connects certain portions of the intestine with the posterior abdominal wall. 2. A membranous septum dividing the perivisceral cavity into more or less completely separate chambers.

**Mesentoderm, Mesendoderm** (*mez-en'-to-derm, mez-en'-do-derm*) [μέσος, middle; ἐντός, within; δέρμα, skin]. The ental or entodermal division of the mesoderm; also, the indifferent tissue from which both entoderm and mesoderm are developed.

**Mesepimeron** (*mez-ep-im'-er-on*) [μέσος, middle; ἐπί, upon; μῆρος, thigh: *pl.*, *Mesepimera*]. In biology, the middle lateral piece (epimeron) of the thorax or mesothorax of an arthropod.

**Mesepisternum** (*mez-ep-is-ter'-num*) [μέσος, middle; ἐπί, upon; στέρνον, breast: *pl.*, *Mesepisterna*]. In biology, one of the anterior lateral pieces of the mesothorax of an arthropod.

**Meseraic** (*mez-er-a'-ik*). See *Mesaraic*.

**Mesethmoid** (*mez-eth'-moid*) [μέσος, middle; ἡθμός, ethmoid]. The mesal element of the ethmoid bone, forming a separate bone in some of the lower animals.

**Mesh** [ME., *maske*, a mesh, or net]. A network, as of vessels or nerves.

**Mesiad** (*mez'-e-ad*) [μέσος, middle]. Same as *Mesad*.

**Mesial** (*mez'-e-al*) [μέσος, middle]. Same as *Median*.

**Mesicerin** (*mez-is-el'-rin*) [μεσίτης, a mediator; cera, wax], C<sub>6</sub>H<sub>3</sub>(CH<sub>2</sub>.OH)<sub>3</sub>. Mesitylene glycerol, produced by the action of triibrom-mesitylene upon boiling water and lead carbonate. It is a thick liquid.

**Mesidic Acid** (*mez-id'-ik*). See *Uvicic Acid*.

**Mesien** (*mez'-e-en*) [μέσος, middle]. Belonging to the mesion in itself.

**Mesion** (*mez'-e-on*) [μέσος, middle]. See *Meson*.

**Mesiris** (*mez-it'-ris*) [μέσος, middle; ἰρις, iris]. The middle layer of the iris, lying between the ectiris and the entiris.

**Mesitolil** (*mez-it'-il-ol*). Same as *Mesitylene*.

**Mesitol** (*mez'-it-ol*) [μεσίτης, a mediator], C<sub>9</sub>H<sub>12</sub>O. A crystalline body, chemically a hydrated mesitylene.



**Mesitylene** (*mes-it'-il-en*) [*μεσίτης*, a mediator],  $C_9H_{12}$ . Trimethyl benzin. It occurs in coal-tar, and is produced by distilling acetone or allylene with  $H_2SO_4$ . It is an oily, colorless, agreeable-smelling liquid, boiling at  $163^\circ C$ .

**Mesitylenic Acid** (*mes-it-il-en'-ik*). See *Acid*.

**Mesmeric** (*mez-mer'-ik*) [from *Mesmer*, an investigator of mesmerism]. Pertaining to or induced by mesmerism, as mesmeric sleep. **M. Coma**, hypnotism, *q. v.* **M. Lucidity**, clairvoyance. **M. Promise**, the same as *Hypnotic Suggestion*. **M. Sleep**, hypnotism, *q. v.* **M. State**, the condition of mesmerism.

**Mesmerism** (*mez'-mer-izm*) [*Mesmer*, an investigator of the phenomena]. The phenomena formerly known as somnambulism, and subsequently as animal magnetism, now better known as hypnotism.

**Mesmerist** (*mez'-mer-ist*) [*Mesmer*, an investigator of the phenomena]. One who induces mesmeric phenomena.

**Mesmerization** (*mez-mer-iz-al-shun*). Synonym of *Hypnotization*.

**Mesmeromania** (*mez-mer-o-ma'-ne-ah*) [*Mesmer*, the investigator of mesmerism; *μανία*, madness]. Insane or delusional pursuit of mesmeric observations.

**Meso-** (*mez'-o-*) [*μέσος*, middle]. A prefix signifying middle.

**Mesoarium** (*mez-o-a'-re-um*) [*μέσος*, middle; *ώριον*, dim. of *ών*, egg; *pl.*, *Mesoaria*]. In biology, that fold of the peritoneum in certain animals (*e. g.*, fishes) which forms the mesentery of the ovary. See *Mesovarium*.

**Mesoarteritis** (*mez-o-ar-ter-i'-tis*). Synonym of *Mesarteritis*.

**Mesobacteria** (*mez-o-bak-te'-re-ah*) [*μέσος*, middle; *βακτήριον*, little rod]. Medium-sized vegetable microorganisms.

**Mesoblast** (*mez'-o-blast*) [*μέσος*, middle; *βλαστός*, a germ]. In embryology: (a) a large, granular, single cell, the most posterior in each of the two bands from which the mesoderm arises in a metazoan, and which throws off cells to add to the mesodermal band. It appears to be a derivative of the endoderm; (b) The middle layer of the blastoderm, probably derived from both the ectoderm and endoderm, and from which are developed the vascular, muscular, and skeletal systems, the generative glands, and the kidneys. It is also called mesoderm. Kleinenberg protests against the use of the term mesoblast, at least in a sense implying any possibility of comparison with the primary layers, epiblast and hypoblast, of coelenterata. **M., Parietal**, **M., Somatic**, the outer mesoblastic plates entering into the formation of the body-wall. It is also known as *Somatopleure*. **M., Splanchnic**, **M., Visceral**, the inner mesoblastic plates forming the wall of the digestive tract and its derivatives. It is also known as *Splanchnopleure*.

**Mesoblastema** (*mez-o-blas-te'-mah*) [*μέσος*, middle; *βλάστημα*, a shoot; *pl.*, *Mesoblastemata*]. In embryology, the germinal cells that go to form the mesoderm; the mesoblastic cells.

**Mesoblastic** (*mez-o-blas'-tik*) [*μέσος*, middle; *βλαστός*, sprout]. Pertaining to the mesoblast.

**Mesobranchious** (*mez-o-brang'-ke-us*) [*μέσος*, middle; *βράγχια*, gill]. Having the gills or branchiæ in the middle of the body.

**Mesobregmus** (*mez-o-breg'-mus*) [*μέσος*, middle; *βρίγμια*, the sinciput]. Lissauer's term for a skull in which the angle formed between the radius fixus and the line joining the hormium and the bregma is between  $68^\circ$  and  $82^\circ$ .

**Mesobronchitis** (*mez-o-bron-ki'-tis*) [*μέσος*, middle; *βρόγχια*, bronchus; *ιτις*, inflammation]. An inflammation of the middle coat of the bronchial tubes.

**Mesobronchium** (*mez-o-bron'-ke-um*) [*μέσος*, middle; *βρόγχια*, bronchus]. One of the divisions of the trachea in birds.

**Mesocæcum** (*mez-o-se'-kum*). See *Mesocœcum*.

**Mesocardia** (*mez-o-kar'-de-ah*) [*μέσος*, middle; *καρδία*, heart]. The position of the heart in the central and anterior part of the chest, a situation that is normal at an early stage of development.

**Mesocardium** (*mez-o-kar'-de-um*) [*μέσος*, middle; *καρδία*, heart]. A mesoblastic fold attached to the heart.

**Mesocarp** (*mez'-o-karp*) [*μέσος*, middle; *καρπός*, fruit]. In biology, the middle layer of a three-layered pericarp; the sarcocarp.

**Mesocœcum** (*mez-o-se'-kum*) [*μέσος*, middle; *cæcus*, blind]. The mesentery that sometimes connects the dorsal part of the cecum with the right iliac fossa.

**Mesocœle** (*mez'-o-sel*) [*μέσος*, middle; *κοιλία*, cavity]. The cavity or ventricle of the mesencephal; considerable in lower vertebrates but in adult mammals reduced to a slender passage, the aqueduct of Sylvius or *iter a tertio ad quartum ventriculorum*.

**Mesocœlia** (*mez-o-sel'-le-ah*) [*μέσος*, middle; *κοιλία*, cavity]. See *Mesocœle*.

**Mesocephalic** (*mez-o-sef-al'-ik*) [*μέσος*, middle; *κεφαλή*, head]. See *Megacephalic*. **M. Pillars**, in entomology, a pair of strong rods running from the front to the back of the inside of the head of certain insects (*e. g.*, bees), and attached by their extremities just outside and below the antennæ, and at the rear of the head beneath and on each side of the occipital opening. (Cheshire.)

**Mesoccephalism** (*mez-o-sef'-al-izm*), **Mesoccephaly** (*mez-o-sef'-al-e*) [*μέσος*, middle; *κεφαλή*, head]. The condition of having a mesocephalic skull.

**Mesoccephalitis** (*mez-o-sef-al-i'-tis*) [*μέσος*, middle; *κεφαλή*, head; *ιτις*, inflammation]. Inflammation of the mesocephalon or pons Varolii.

**Mesocephalon** (*mez-o-sef-al-on*). See *Pons Varolii*.

**Mesocerebrum** (*mez-o-ser'-e-brum*). See *Pons Varolii*.

**Mesochil** (*mez-o-kil'*), **Mesochilium** (*mez-o-kil'-e-um*) [*μέσος*, middle; *χείλος*, lip]. In biology, the middle part of the tripartite labellum of certain orchids.

**Mesochondriac** (*mez-o-kon'-dre-ak*) [*μέσος*, middle; *χόνδρος*, cartilage]. Situated between any two contiguous tracheal cartilages.

**Mesochoroidea** (*mez-o-ko-roid-e'-ah*) [*μέσος*, middle; *χόριον*, the chorion; *είδος*, like]. The middle coat of the choroid.

**Mesocolic** (*mez-o-kol'-ik*) [*μέσος*, middle; *κώλον*, colon]. Pertaining to the mesocolon.

**Mesocolon** (*mez-o-kol'-lon*) [*μέσος*, middle; *κώλον*, colon]. The mesentery connecting the colon with the posterior abdominal wall. It is divided into *ascending*, *transverse*, and *descending* parts. **M., Sigmoid**, the fold of the peritoneum connecting the sigmoid flexure with the left iliac fossa.

**Mesocoanch** (*mez'-o-kongk*) [*μέσος*, middle; *κόγχη*, a shell]. Possessing an orbital index of from  $80^\circ$  to  $85^\circ$ .

**Mesocoracoid** (*mez-o-kor'-ak-oid*) [*μέσος*, middle; *κόραξ*, a raven; *είδος*, form]. In comparative anatomy, situated between the hypercoracoid and the hypocoracoid; specifically an element in the shoulder-girdle of certain bony fishes.

**Mesocord** (*mez'-o-kord*) [*μέσος*, middle; *chorda*, cord]. An abnormality of the umbilical cord in which, instead of being directly inserted into the placenta, it is received into a fold of the amnion arranged analogous to the meso-rectum. This condition does not interfere with the health of the child.

- Mesocornea** (*mez-o-kor'-ne-ah*) [*μέσος*, middle; *corneus*, horny]. The proper substance of the cornea lying between the ectocornea and the entocornea.
- Mesocranium** (*mez-o-kra'-ne-un*). Synonym of *Vertex*.
- Mesocuneiform** (*mez-o-ku'-ne-if-orm*) [*μέσος*, middle; *cuneus*, wedge; *forma*, form]. The middle cuneiform bone of the tarsus.
- Mesocyst** (*mez'-o-sist*) [*μέσος*, middle; *κύστις*, bladder]. A double fold of peritoneum attaching the gall-bladder to the liver.
- Mesoderm** (*mez'-o-derm*) [*μέσος*, middle; *δέρμα*, skin]. In embryology, the middle of the three blastodermic layers of the germ in the metazoa. "The morphology of the mesoderm is one of the most vexed questions of the day. Scarcely an embryologist can be found who has not published opinions on this question considerably at variance with the opinions of others. It has been maintained that the mesoderm arises from the ectoderm; that it arises from the entoderm, or from both; from neither, but from two special segmentation-spheres; that it has a double origin, part coming from the blastoderm, part from the yolk; and even that there is no mesoderm." (Minot.)
- Mesodiastolic** (*mez-o-di-as-tol'-ik*) [*μέσος*, middle; *διαστολή*, diastole]. Occurring in the middle of the diastolic period.
- Mesodme** (*mez-od'-me*) [*μεσόδμη*]. See *Mediastinum*.
- Mesodmitis** (*mez-od-mi'-tis*). See *Mediastinitis*.
- Mesodont** (*mez'-o-dont*). See *Macrodon*.
- Mesoduodenum** (*mez-o-du-o-de'-num*) [*μέσος*, middle; *duodeni*, twelve each]. That part of the mesentery that sometimes connects the duodenum with the posterior wall of the abdominal cavity. Normally, the true duodenum has no mesentery, at least in its fully developed state.
- Mesoepididymis** (*mez-o-ep-id-id'-im-is*) [*μέσος*, middle; *επιδιδυμῖς*, epididymis]. The fold of the tunica vaginalis attaching the epididymis to the upper posterior part of the testis.
- Mesogaster** (*mez-o-gas'-ter*) [*μέσος*, middle; *γαστήρ*, stomach]. The part of the primitive gut giving rise to the duodenum, the liver, the pancreas, the jejunum, and the ileum.
- Mesogastric** (*mez-o-gas'-trik*) [*μέσος*, middle; *γαστήρ*, stomach]. Pertaining to the umbilical region.
- Mesogastrium** (*mez-o-gas'-tre-un*) [*μέσος*, middle; *γαστήρ*, stomach]. 1. The umbilical region of the abdomen. 2. A fold of mesentery, which, in early fetal life, connects the stomach with the posterior wall of the abdominal cavity.
- Mesogenous** (*mez-oi'-en-us*) [*μέσος*, middle; *γένης*, born]. In biology, increasing by growth at or from the middle, as the spores of certain fungi.
- Mesoglœa** (*mez-o-gle'-ah*) [*μέσος*, middle; *γλῶα*, glue]. In biology, applied to the intercellular matrix or ground-substance of certain organisms.
- Mesoglossal** (*mez-o-glos'-al*) [*μέσος*, middle; *γλῶσσα*, tongue]. Pertaining to the middle of the tongue.
- Mesogluteus** (*mez-o-glu'-te-us*) [*μέσος*, middle; *γλουτός*, the buttock]. The middle gluteal muscle.
- Mesognathic** (*mez-og-na'-thik*) [*μέσος*, middle; *γνάθος*, jaw]. Relating to the mesognathion. See, also, *Index*.
- Mesognathion** (*mez-og-na'-the-on*) [*μέσος*, middle; *γνάθος*, jaw]. The intermaxillary bone.
- Mesognathism** (*mez-og-nāth'-ism*) [*μέσος*, middle; *γνάθος*, jaw]. The presence of a mesognathion.
- Mesognathous** (*mez-og'-na-thus*) [*μέσος*, middle; *γνάθος*, jaw]. Having a gnathic index between 98 and 103.
- Mesognathy** (*mez-og'-na-the*) [*μέσος*, middle; *γνάθος*, jaw]. The character of having a gnathic index between 98 and 103.
- Mesogonious** (*mez-og-o'-ne-us*) [*μέσος*, middle; *γόνυ*, knee]. Pertaining to the knee-joint.
- Mesogonium** (*mez-og-o'-ne-un*) [*μέσος*, middle; *γόνοϋς*, producing; *pl.*, *Mesogonia*]. In biology, one of the mesenteria of a cnidarian, in which the gonades or reproductive glands are situated.
- Mesohepar** (*mez-o-he'-par*) [*μέσος*, middle; *ήπαρ*, liver]. The peritoneal fold attached to the right hepatic lobe in many animals.
- Mesolobe** (*mez'-o-lōb*), **Mesolobus** (*mez-ol'-o-bus*) [*μέσος*, middle; *λοβός*, lobe]. The callosum.
- Mesolobic** (*mez-o-lo'-bik*) [*μέσος*, middle; *λοβός*, lobe]. Pertaining to the mesolobe.
- Mesology** (*mez-ol'-o-je*) [*μέσος*, middle; *λόγος*, science]. The science of environment in its relation to life.
- Mesomenta** (*mez-o-men'-tal*) [*μέσος*, middle; *omentum*, omentum]. Relating to the middle of the omentum.
- Mesomeria** (*mez-o-me'-re-ah*), **Mesomerion** (*mez-o-me'-re-on*) [*μέσος*, middle; *μηρός*, thigh]. The perineum.
- Mesometrion** (*mez-o-me'-tre-on*). Synonym of *Mesometrium*.
- Mesometritis** (*mez-o-me-tri'-tis*) [*μέσος*, middle; *μήτρα*, womb; *ιτις*, inflammation]. Inflammation of the parenchyma of the womb.
- Mesometrium** (*mez-o-me'-tre-un*), **Mesometry** (*mez-o-me'-re*) [*μέσος*, middle; *μήτρα*, womb]. The vascular membranous tissue connecting the body of the womb with the adjoining parts; the broad ligaments considered as one organ.
- Mesomphalion** (*mez-on-fa'-le-on*), **Mesomphalium** (*mez-on-fa'-le-un*), **Mesomphalum** (*mez-on-fal'-um*) [*μέσος*, middle; *ὀμφαλός*, navel]. The middle of the umbilicus, or the umbilicus itself.
- Meson** (*mez'-on*) [*μέσος*, the middle]. The imaginary plane in the body extending from the dorsal to the ventral aspect, and from the caudal to the cephalic extremity, and serving to divide the body into symmetric right and left halves. The middle or median plane.
- Mesonasal** (*mez-o-na'-sal*) [*μέσος*, middle; *nasus*, nose]. Pertaining to the median region of the nose.
- Mesonephric** (*mez-o-nef'-rik*), **Mesonephritic** (*mez-o-nef-rit'-ik*) [*μέσος*, middle; *νεφρός*, kidney]. Pertaining to the mesonephron.
- Mesonephron** (*mez-o-nef'-ron*), **Mesonephros** (*mez-o-nef'-ros*) [*μέσος*, middle; *νεφρός*, kidney]. 1. The Wolffian body, primitive kidney, archinephron, corps de Wolff, or Urniere; a body arising from the posterior portion of the Wolffian or nephridial ridge of the vertebrate embryo. It is the chief renal organ throughout life in the anamnia, whereas in the amniota it disappears during embryonic life, to be replaced by the true kidney, a small portion being retained in connection with the sexual organs. 2. The mesentery for the kidney.
- Mesonotal** (*mez-o-no'-tal*) [*μέσος*, middle; *νῶτος*, back]. Pertaining to the *Mesonotum*, *q. v.*
- Mesonotum** (*mez-o-no'-tum*) [*μέσος*, middle; *νῶτος*, the back]. In biology, the medio-dorsal portion of the thorax of an insect.
- Mesopanencephalus** (*mez-o-pan-en-sef'-al-us*) [*μέσος*, middle; *πᾶν*, all; *ἐγκέφαλος*, brain]. Lissauer's term for a skull in which the angle between the lines drawn from the nasion and the basion to the punctum alae vomeris is between 163° and 165.5°.
- Mesoparapteron** (*mez-o-par-ap'-ter-on*) [*μέσος*, middle; *παρά*, beyond; *πτερόν*, wing]. In biology, the third sclerite of the mesopleuron; the parapteron of the mesothoracic segment.
- Mesopatagium** (*mez-o-pat-a'-je-un*) [*μέσος*, middle; *παταγεῖον*, the border of a gown]. In biology, that



part of the wing-membrane of bats which is limited by the vertical terminal branch of the intercosto-humeral line, by the forearm, and the fifth metacarpal bone and phalanges. Cf. *Dactylo-patagium*, *Ectopatagium*. (Allen.)

**Mesophlebion** (*mez-o-fleb'-e-on*), **Mesophlebium** (*mez-o-fleb'-e-um*) [μέσος, middle; φλέβιον, vein]. 1. The middle coat of a vein. 2. The space between two veins.

**Mesophlebitis** (*mez-o-fle-bi'-tis*) [μέσος, middle; φλέψ, vein; ιτις, inflammation]. Inflammation of the middle coat of a vein, or mesophleblion.

**Mesophlœum** (*mez-o-fle'-um*) [μέσος, middle; φλοιός, bark]. In biology, the green or middle layer of the bark.

**Mesophragm** (*mez'-o-fram*), **Mesophragma** (*mez-o-frag'-mah*) [μέσος, middle; φράγμα, partition: *pl.*, *Mesophragmata*]. In biology, a stiff plate between the meso-thorax and the meta-thorax in certain insects (e.g., bees), giving attachment to part of the muscles of the organs of flight. (Cheshire.)

**Mesophryon** (*mez-off'-re-on*) [μέσος, middle; ὄφρυς, eyebrow]. The glabella.

**Mesophyl** (*mez'-o-fil*) [μέσος, middle; φύλλον, a leaf]. In biology, all the parenchyma or soft inner tissue of a leaf, between the layers of epidermis.

**Mesophyllum** (*mez-o-fil'-um*). Same as *Mesophyl*.

**Mesophyte** (*mez'-o-fit*), **Mesophytum** (*mez-off'-it-um*) [μέσος, middle; φυτόν, a plant: *pl.*, *Mesophyta*]. In biology, the line of demarcation between the internode and the petiole; the collar.

**Mesopic** (*mez-op'-ik*) [μέσος, middle; ὤψ, face]. Having small and retreating malar bones, with a naso-malar index of from 107.5 to 110.

**Mesoplast** (*mez'-o-plast*) [μέσος, middle; πλαστός, verbal adj. of πλάσσειν, to form, to mold]. In biology, the nuclear protoplasm of a cell-nucleus; the endoplast.

**Mesoplastron** (*mez-o-plas'-tron*) [μέσος, middle; Fr., *plastron*, a breast-plate]. In biology, the median and anterior plate of the plastron.

**Mesopleura** (*mez-o-plu'-rah*) [μέσος, middle; πλευρά, rib]. An intercostal space.

**Mesopleurius**, **Mesopleurus** (*mez-o-plu'-re-us*, *mez-o-plu'-rus*) [μέσος, middle; πλευρά, rib]. Pertaining to the spaces between the ribs. In the plural, the intercostal spaces.

**Mesopleuron** (*mez-o-plu'-ron*) [μέσος, middle; πλευρόν, a rib]. In biology, one of the lateral pieces or pleura of the mesothorax of an insect.

**Mesopodialia** (*mez-o-po-de-a'-le-ah*) [μέσος, middle; πούς (pod-), foot]. In osteology, a collective term applied to the bones of the carpus and tarsus considered as forming a segment of the fore-limb or hind-limb. Cf. *Metapodialia*.

**Mesopodium** (*mez-o-po'-de-um*) [μέσος, middle; πούς, foot: *pl.*, *Mesopodia*]. In biology, the middle region of the foot of a gastropod or pteropod, as distinguished from the *propodium* and *metapodium*.

**Mesoprosopic** (*mez-o-pros-o'-pik*) [μέσος, middle; πρόσωπον, face]. Having a face of moderate breadth; not chameprosopic or leptoprosopic.

**Mesopsyche** (*mez-op-si'-ke*) [μέσος, middle; ψυχή, soul]. Haeckel's term for the mesencephalon.

**Mesopterygium** (*mez-op-ter-ij'-e-um*) [μέσος, middle; πτερύγιον, a little wing: *pl.*, *Mesopterygia*]. In biology, the middle, basal cartilage in the pterygium of a fish, between the *propterygium* and the *metapterygium*.

**Mesoraic** (*mez-or-a'-ik*). Synonym of *Mesenteric*.

**Mesorchion** (*mez-or'-ke-on*), **Mesorchis** (*mez-or'-kis*), **Mesorchium** (*mez-or'-ke-um*) [μέσος, middle; ὄρχις, testicle]. A fold of the peritoneum containing the fetal testes at about the fifth month, before their descent.

**Mesorcin** (*mez-or'-sin*), **Mesorcinol** (*mez-or'-sin-ol*) [μεσίτης, a mediator],  $C_9H_{12}O_2$ . A substance obtained from dinitro-mesitylene. It sublimes in shining leaflets, melts at 150° C., and distills at 275° C.

**Mesorectum** (*mez-o-rect'-tum*) [μέσος, middle; *rectus*, straight]. The narrow fold of the peritoneum connecting the upper part of the rectum with the sacrum.

**Mesoretina** (*mez-o-ret'-in-ah*) [μέσος, middle; *retina*, retina]. The middle layer of the retina, composed of the nuclear and the rod-and-cone layer. The mesoretina is also called the mosaic layer.

**Mesorhine** (*mez'-or-in*) [μέσος, middle; ῥίς, nose]. Having a nasal index between 48° and 52°. See *Index*.

**Mesorhinium** (*mez-o-rin'-e-um*) [μέσος, middle; ῥίς, the nose: *pl.*, *Mesorhinia*]. In biology, the part between the nostrils, as the beak of a bird.

**Mesopter** (*mez-o-rof'-ter*) [μέσος, middle; ὄρος, boundary; ὄπτειν, to sleep]. The normal position of the eyes when their muscles are at rest. **M.**, **Muscular**, the angle formed by the visual axes of the eyes when the external ocular muscles are at rest.

**Mesorrhine** (*mez'-or-in*). See *Mesorhine*.

**Mesosalpinx** (*mez-o-sal'-pingks*) [μέσος, middle; σάλπιγξ, a trumpet]. A falciform, double fold of peritoneum bounded above by the Fallopian tube, internally by the lateral wall of the uterus, externally by the tubo-ovarian fimbria and the ligamentum infundibulo-ovarium of Henle, and inferiorly by the ovary and the utero-ovarian ligament.

**Mesoscapula** (*mez-o-skap'-u-lah*) [μέσος, middle; *scapula*, shoulder-blade]. The scapular spine.

**Mesoscelocele** (*mez-o-skel'-o-sel*) [μέσος, middle; σκέλος, leg; κήλη, tumor]. Perineal hernia.

**Mesoscelophyma** (*mez-o-skel-o-fi'-mah*) [μέσος, middle; σκέλος, leg; φῆμα, tumor]. A perineal tumor.

**Mesoscelus** (*mez-os'-kel-us*) [μέσος, middle; σκέλος, leg]. The perineum.

**Mesoscutellum** (*mez-o-sku-tel'-um*) [μέσος, middle; *scutellum*, a little shield]. In biology, the scutellar sclerite of the mesothorax.

**Mesoscutum** (*mez-o-sku'-tum*) [μέσος, middle; *scutum*, a shield]. In biology, the scutum of the mesonotum.

**Mesoseme** (*mez'-o-sem*) [μέσος, middle; σήμα, sign, index]. Having a moderate orbital index. See *Index*.

**Mesosigmoid** (*mez-o-sig'-moid*) [μέσος, middle; σίγμα, sigma; είδος, form]. The mesentery of the sigmoid flexure of the colon.

**Mesoskeleton** (*mez-o-skel'-et-on*) [μέσος, middle; σκελετόν, skeleton]. The internal skeleton of an animal of mesodermic origin.

**Mesosoma** (*mez-o-so'-mah*) [μέσος, middle; σῶμα, the body: *pl.*, *Mesosomata*]. In biology, the middle region of the body. Especially is the term applied to lamellibranchiate molluscs to distinguish it from the *prosoma* and the *metasoma*.

**Mesosperm** (*mez'-o-spermi*) [μέσος, middle; σπέρμα, seed]. In biology, the inner coat or integument of the ovule. Cf. *Secundine*.

**Mesospore** (*mez'-o-spor*) [μέσος, middle; σπόρος, seed]. In biology: 1. The middle coat of a spore having three coats. 2. A spore of moderate size.

**Mesostaphyline** (*mez-o-staf'-il-in*) [μέσος, middle; σταφυλή, the uvula]. In craniometry, a term applied to a skull having a palatal index of from 80° to 85°.

**Mesostate** (*mez'-o-stat*) [μέσος, middle; στατός, placed]. A generic term for the intermediate substances formed in the metabolic processes of secretion, nutrition, or cell-metamorphosis, between the less complex forms of the ingesta up to and through those of the highest complexity and instability (anabolism), and back again

- to the simpler end-products of the katabolic processes. Those metastates formed in the "ascending staircase"—synthetic or anabolic—are called *Anastates*. Those of the descending staircase—analytic katabolic—are called *Catastates*. See *Anabolin*, *Katabolin*, *Metabolin*.
- Mesosternal** (*mez-o-ster'-nal*) [μέσος, middle; στήρνον, breast-bone]. Pertaining to the mesosternum.
- Mesosternebra** (*mez-o-ster'-neb-rah*) [μέσος, middle; sternebra, sternum]. Any sternebra that helps to make up the mesosternum or its homologue in any lower animal.
- Mesosternum** (*mez-o-ster'-num*) [μέσος, middle; στήρνον, the sternum]. 1. In biology, the large ventral sclerite of an insect between the legs of the second thoracic segment. 2. The gladiolus, or second piece of the sternum.
- Mesostethium** (*mez-o-ste'-the-um*) [μέσος, middle; στήθιον, dim. of στήθος, the breast: *pl.*, *Mesostethia*]. In biology, the large ventral sclerite of an insect between the bases of the middle and posterior legs; the metasternum.
- Mesosthenic** (*mez-o-sthen'-ik*) [μέσος, middle; σθένος, strength]. Having a moderate degree of muscular force.
- Mesostomatous** (*mez-o-sto'-mat-us*), **Mesostomous** (*mez-os'-to-mus*) [μέσος, middle; στόμα, mouth]. Having the mouth situated in the middle of the body.
- Mesostylous** (*mez-o-sti'-lus*) [μέσος, middle; στύλος, a pillar]. In biology, having styles of intermediate length in heterostyled plants.
- Mesotarsal** (*mez-o-tar'-sal*). Synonym of *Mediotarsal*.
- Mesotarsus** (*mez-o-tar'-sus*) [μέσος, middle; τάρσος, any broad, flat surface: *pl.*, *Mesotarsi*]. In biology, the tarsus of the middle or second leg of a hexapod insect.
- Mesothelioma** (*mez-o-the-le-o'-mah*) [μέσος, middle; θηλή, nipple; όμα, a tumor]. A variety of epithelioma supposed to be developed from the mesoblast.
- Mesothelium** (*mez-o-the'-le-um*) [μέσος, middle; θηλή, the nipple]. In biology, an epithelial arrangement assumed by the mesodermic cells which bound the cavities formed in the mesoderm of a metazoan embryo; the peritoneal epithelium.
- Mesothernar** (*mez-o-the'-nar*) [μέσος, middle; θέναρ, palm]. The muscle drawing the thumb toward the palm of the hand; the adductor pollicis.
- Mesothermal** (*mez-o-ther'-mal*) [μέσος, middle; θερμη, heat]. Of medium warmth.
- Mesothoracotheca** (*mez-o-tho-rak-o-the'-kah*) [μέσος, middle; θώραξ, chest; θήκη, a case: *pl.*, *Mesothoracotheca*]. In entomology, that portion of a pupa-case covering the mesothorax.
- Mesothorax** (*mez-o-tho'-raks*) [μέσος, middle; θώραξ, chest]. In entomology, the second or intermediate segment of the thorax of an insect; to it are joined the second pair of legs and the first pair of wings.
- Mesotic** (*mez-ot'-ik*) [μεσότης, the middle]. Pertaining to, or affecting, the median or parenchymatous tissues.
- Mesotocatarrhus** (*mez-ot-o-kat-ar'-us*) [μέσος, middle; οὖς, ear; κατάρρως, catarrh]. Catarrh of the middle ear.
- Mesotœchitis** (*mez-o-te-ki'-tis*) [μεσότητες, dividing wall; ιτις, inflammation]. Inflammation of the mesotœchium.
- Mesotœchium** (*mez-o-te'-ke-um*) [μεσότητες, dividing wall]. The mediastinum.
- Mesotomic** (*mez-o-tom'-ik*) [μέσος, middle; τομή, a cutting]. Pertaining to mesotomism.
- Mesotomism** (*mez-ot'-o-mizm*) [μέσος, middle; τομή, a cutting]. The process of separating optically opposite isomers.
- Mesotrocha** (*mez-ot'-ro-kah*) [μέσος, middle; θώραξ, chest]. In embryology, that form of vermician and molluscan larva in which one or two rows of cilia are present in the middle of the body, and the characteristic telotrochal rings are absent. Cf. *Atrocha*, *Monotrocha*, *Telotrocha*, *Polytrocha*, *Nototrocha*, *Gastrotrocha*, *Amphitrocha*, *Actinotrocha*, *Trochophora*.
- Mesoturbinal** (*mez-o-ter'-bin-al*) [μέσος, middle; turbo, a wheel]. The lower part of the ectethmoid, overhanging the middle nasal meatus.
- Mesotympanic** (*mez-o-tim'-pan'-ik*) [μέσος, middle; τύμπανον, a drum]. See *Symplectic*.
- Mesovarium** (*mez-o-va'-re-um*) [μέσος, middle; οvary, ovary]. A peritoneal fold connecting the ovary to the broad ligament.
- Mesoventral** (*mez-o-ven'-tral*) [μέσος, middle; venter, belly]. Both median and ventral.
- Mesoxalic Acid** (*mez-oks-al'-ik*) [μέσος, middle; όξαλός, sorrel],  $C_3H_2O_5 + H_2O$ . A crystalline acid obtained in several ways from alloxan and from amidomalonic acid.
- Mesoxalylurea** (*mez-oks-al-il-u'-re-ah*). Same as *Alloxan*.
- Mesozoa** (*mez-o-zo'-ah*) [μέσος, middle; ζών, animal]. A class of animals intermediate between the protozoa and the metazoa.
- Mesquite** (*mes'-kit*). See *Mezquite*.
- Mestica** (*mes'-tik-ah*). Same as *Cochineal*.
- Mestome** (*mes'-tōm*) [μέστωμα, fulness]. In biology, that portion of a fibrovascular bundle which is essentially conductive, as distinguished from the supporting tissue, *sterome*.
- Meta-** (*met'-ah-*) [μετά, among or between]. A prefix signifying over, beyond, among, between, change, or transformation. For many *meta-* organic compounds see the corresponding words without the prefix.
- Meta-acetphenetidin** (*met-ah-as-et-fen-et'-id-in*). See *Phenacetin*.
- Metabasis** (*met-ab'-as-is*) [μετά, over; βαίνεiv, to go]. Any radical change in a disease. Also, a change in the treatment of a disease.
- Metabole** (*met-ab'-o-le*). Synonym of *Metabolism*; also of *Metabasis*.
- Metabolia** (*met-ab-o'-le-ah*). Synonym of *Metabolism*.
- Metabolic** (*met-ab-o'-ik*) [μεταβολή, change]. Pertaining to metabolism. **M. Equilibrium**, the equality between the absorption and assimilation of food, and the excretion of effete or end-products.
- Metabolin** (*met-ab'-o-lin*) [μεταβολή, change]. A product of metabolism; a metabolite or mesostate.
- Metabolism** (*met-ab'-o-lizm*) [μεταβολή, change]. A change taking place in the intimate condition of cells whereby their molecule becomes more complex or contains more force—*anabolism*—or less complex—*katabolism*. The former process is also called *constructive* or *synthetic metabolism*, the latter, *destructive metabolism*. The power that organized bodies possess of continually using up and renewing the matter composing the body.
- Metabolite** (*met-ab'-o-lit*) [μεταβολή, change]. Any product of metabolic change; any mesostate.
- Metabolize** (*met-ab'-o-liz*) [μεταβολή, change]. To transform by means of metabolism.
- Metabolous** (*met-ab'-o-lus*). Synonym of *Metabolic*.
- Metaboly** (*met-ab'-o-le*) [μεταβολή, later also μεταβολια, change, exchange]. Same as *Metabolism*.
- Metacarpal** (*met-ak-ar'-pal*) [μετακάρπιον, wrist]. Pertaining to the metacarpus, or to any bone of the metacarpus.
- Metacarpen** (*met-ak-ar'-pen*) [μετακάρπιον, wrist]. Belonging to the metacarpus in itself.



**Metacarpo-phalangeal** (*met-ak-ar'-po-fa-lan'-je-al*) [*μετὰκαρπιον*, wrist; *φάλαγξ*, phalanx]. Belonging to the metacarpus and the phalanges.

**Metacarpus** (*met-ak-ar'-pus*) [*μετά*, beyond; *καρπός*, wrist]. The bones, five in number, of the palm of the hand; that part between the carpus and the phalanges.

#### Metacasein Reaction.

The coagulation of milk on boiling, after treatment with pancreatic extracts.

#### Metacele, Metacelia

(*met'-as-el*, *met-as-el'-le-ah*) [*μετά*, beyond; *κοιλία*, cavity]. The caudal or metencephalic portion of the fourth ventricle.

#### Metacellulose

(*met-as-el'-u-lös*) [*μετά*, along with; *cellula*, a cell]. An isomer of cellulose, with which it agrees in being soluble in concentrated sulphuric acid, and from which it differs in being insoluble in cupric ammonia even after the addition of acids. Cf. *Paracellulose*.

#### Metacheirisis

(*met-ak-i'-ris-is*), **Metacheirismus** (*met-ak-i-ris'-mus*) [*μετά*, with; *χείρ*, hand]. Manipulation in the treatment of disease.

#### Metachloral

(*met-ak-lo'-ral*) [*μετά*, beyond; *χλωρός*, green]. A tasteless, polymeric form of chloral, said to have properties not unlike those of chloral hydrate. Unof.

#### Metachoresis

(*met-ak-o'-res-is*) [*μετά*, beyond; *χώρασις*, a going]. Metastasis; dislocation.

#### Metachromasia

(*met-ak-ro-ma'-ze-ah*) [*μετά*, beyond; *χρώμα*, color]. The chemico-chromatic changes induced in cells by the staining substances employed in histologic technic.

#### Metachromatism

(*met-ak-ro'-mat-izm*) [*μετά*, after; *χρώμα*, color]. Change of color, as of the hair.

#### Metachrosis

(*met-ak-ro'-sis*) [*μετά*, beyond; *χρῶζειν*, to tinge, to stain]. In biology, applied to the change or play of colors seen in the squid, chameleon, and other animals.

#### Metachysis

(*met-ak'-is-is*) [*μετά*, beyond; *χίσις*, effusion]. The transfusion of blood. Also, the introduction of any substance into the blood by mechanical means.

#### Metacinesis

(*met-as-in-el'-sis*). Synonym of *Metakinesis*.

#### Metacism

(*met'-as-izm*) [*μπατακισμός*, from *μῦ*, letter m]. Repetition of the letter m.

#### Metacondyle

(*met-ak-on'-dl*) [*μετά*, after; *κόνδυλος*, knuckle]. Any distal phalanx of a finger, or the bone thereof.

#### Metacone

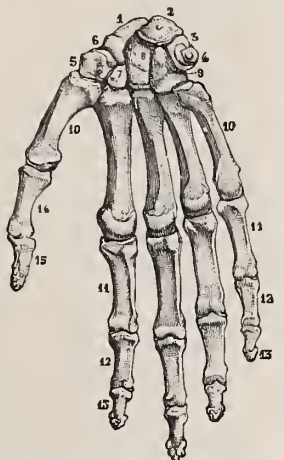
(*met'-ak-on*) [*μετά*, beyond; *κῶνος*, cone]. The outer posterior cusp of an upper molar tooth.

#### Metacomid

(*met-ak-o'-nid*) [*μετά*, beyond; *κῶνος*, cone]. The inner anterior cusp of a lower molar tooth.

#### Metacornule

(*met-ak-o'-nül*) [*μετά*, beyond; *κῶνος*, cone]. The posterior intermediate cusp of an upper molar tooth.



BONES OF THE HAND, SHOWING THE METACARPUS.

1. Scaphoid. 2. Semilunar. 3. Cuneiform. 4. Pisiform. 5. Trapezium. 6. Groove for tendon of flexor carpi radialis. 7. Trapezoid. 8. Os magnum. 9. Unciform. 10, 10. Metacarpal bones. 11, 11. First phalanges of fingers. 12, 12. Second phalanges. 13, 13. Third phalanges. 14. First phalanx of thumb. 15. Second phalanx.

**Metacrolein** (*met-ak-ro'-le-in*) [*μετά*, beyond; *acer*, sharp; *oleum*, oil], ( $C_3H_4O$ )<sub>n</sub>. A product of the burning of the HCl compound of acrolein with alkalis or potassium carbonate. It crystallizes from alcohol in tablets, fusing at from 45° to 46° C., and dissociating at 160° C.

**Metacyesis** (*met-as-i-el'-sis*) [*μετά*, beyond; *κίνησις*, gestation]. Extra-uterine gestation, especially that which is begun in the oviduct and continued in the abdominal cavity.

**Metadermatosis** (*met-ad-er-mat-o'-sis*) [*μετά*, beyond; *δέρμα*, skin; *νόσος*, disease]. A pathologic production of epidermis.

**Metadrasis** (*met-ad-ra'-sis*) [*μετά*, over; *δράσις*, exertion]. Overwork of body or mind.

**Metafacial** (*met-af-a'-shal*) [*μετά*, beyond; *facies*, face]. Posterior to the face.

**Metagaster** (*met-ag-as'-ter*) [*μετά*, beyond; *γαστήρ*, stomach]. The primitive digestive tube from which the respiratory organs are developed.

**Metagastrula** (*met-ag-as'-tru-lah*) [*μετά*, beyond; *γαστήρ*, belly]. A modification of segmentation, producing a form of gastrula differing from the simple gastrula of the amphioxus.

**Metagenesis** (*met-aj-en'-es-is*) [*μετά*, beyond, after; *γένεσις*, production]. In biology, indirect development, or the alternation of differently-formed generations which multiply in different ways, i. e., sexually or gemmiparously.

**Metagenetic, Metagenic** (*met-aj-en-et'-ik*, *met-aj-en'-ik*) [*μετά*, beyond; *γένεσις*, origin]. Relating to metagenesis.

**Metaglycerin** (*met-ag-lis'-er-in*) [*μετά*, beyond; *γλυκερός*, sweet],  $C_6H_{12}O_4$ . An oily substance derived from glycerin by heating a solution of it in water to 100° C. or by treating glycerin with hydrochloric acid.

**Metagnathism** (*met-ag'-na-thizm*) [*μετά*, beyond; *γνάθος*, the jaw]. In biology, applied to the crossing of the mandibles, as seen in certain birds, e. g., *Loxia curvirostra*.

**Metakinesis** (*met-ak-in-el'-sis*) [*μετά*, toward; *κίνησις*, movement, change]. 1. In biology, Waldeyer's term for the *pithode*, or *barrel-stage* of cell-division, in which the secondary threads or loops tend to pass toward the two poles of the nuclear spindle. 2. Any psychologic exhibition coördinate or correlate of kinesis. See *Kinesis*.

**Metakresol** (*met-ak-re'-sol*) [*μετά*, along with; *κρέας*, flesh; *oleum*, oil],  $C_7H_6O_2$ . A phenol isomeric with kresol. It boils at 201° C. (398.8° F.) and has an odor like that of carboic acid.

**Metal** (*met'-al*) [*μέταλλον*, a metal]. Any elementary substance distinguished by malleability, ductility, fusibility, and the basic character of its oxid.

**Metalbumin** (*met'-al-bu-min*). See *Paralbumin*.

**Metalepsy** (*met'-al-ep-se*) [*μετάληψις*, participation]. In chemistry, change or variation produced by the displacement of an element or radicle in a compound by its chemic equivalent. It is the same as *Substitution*, q. v.

**Metaleptic** (*met-al-ep'-tik*) [*μετάληψις*, participation]. Relating to metalepsy; also applied to a muscle, associated in its movement with another.

**Metallage, Metallaxis** (*met'-al-aj*, *met-al-aks'-is*). Synonym of *Metabasis*, q. v.

**Metallenterophthisis** (*met-al-en-ter-off'-this-is*) [*μέταλλον*, metal; *έντερον*, intestine; *φθίσις*, wasting]. Intestinal wasting or phthisis caused by metallic poisoning.

**Metallic** (*met'-al-ik*) [*μέταλλον*, metal]. Resembling a metal. **M. Base for Artificial Teeth**, a metallic plate adapted to such portion of the alveolar arch as

is deprived of natural teeth, and is supplied with an artificial substitute. Gold and platinum are the most suitable metals for this purpose, and those usually employed by American dentists; but silver is also very frequently used. **M. Taste**, a peculiar taste observed in certain diseases, and also after the ingestion of some of the metallic poisons. **M. Tinkling**, the peculiar quality given to a sound produced in a cavity in a tuberculous lung, or in a pleural sac containing a liquid exudate and a layer of air above it. **M. Tractors**, the instruments used by Perkins in his system of metallo-therapy. See *Perkinism*.

**Metalloform** (*met-al'-if-orm*). See *Metallic*.

**Metalline** (*met'-al-en*) [*μέταλλον*, metal]. Consisting of metal.

**Metallochymia** (*met-al-o-kim'-e-ah*) [*μέταλλον*, metal; *χημία*, chemistry]. The chemistry of metals.

**Metallo-dynia** (*met-al-o-din'-e-ah*) [*μέταλλον*, metal; *δύνη*, pain]. Pain caused by metallic poisoning.

**Metalloid** (*met'-al-oid*) [*μέταλλον*, metal; *εἶδος*, form].  
1. Resembling a metal in luster and color. 2. Any non-metallic element.

**Metallophagia** (*met-al-o-fa'-je-ah*), **Metallophagy** (*met-al-off'-a-je*) [*μέταλλον*, metal; *φαγεῖν*, to eat]. The insane impulse to swallow metallic objects.

**Metalloscopy** (*met-al-os'-ko-pe*) [*μέταλλον*, a metal; *σκοπεῖν*, to examine]. The art of determining by external application what metals or metallic substances act most easily and favorably upon a given person. See also *Metallotherapy*.

**Metallotherapy** (*met-al-o-ther'-a-pe*) [*μέταλλον*, metal; *θεραπεία*, therapy]. A method of treating certain hysteric or paralytic affections by the application of different metals to the affected part. There is usually a transfer of the anesthesia or paralysis to the limb of the other side. This method is called also *Burcquism* and *Metalloscopy*. An old method of similar character was called *Perkinism*.

**Metallotoxemia** (*met-al-o-toks-e'-me-ah*) [*μέταλλον*, metal; *τοξικόν*, poison; *αἷμα*, blood]. Toxemia, or blood-poisoning, due to the ingestion of a metal.

**Metamere** (*met'-am-er*) [*μετά*, after; *μέρος*, part]. Any one of the theoretic segments of a vertebrate animal.

**Metameric** (*met-am-er'-ik*) [*μετά*, after; *μέρος*, part]. A qualification applied to isomeric bodies containing several different carbon groups held in combination by an atom of higher valence.

**Metamerid** (*met-am'-er-id*) [*μετά*, after; *μέρος*, part]. A group of metameric bodies; usually applied to the more complex metameric substances.

**Metamerism** (*met-am'-er-izm*) [*μετά*, after; *μέρος*, a part]. A change in the arrangement of the parts or atoms of a chemic compound; a form of isomerism.

**Metamethylphenol** (*met-am-eth-il-fē'-nol*). Same as *Metakresol*.

**Metamorphia** (*met-am-or'-fe-ah*). Synonym of *Metamorphin*.

**Metamorphic** (*met-am-or'-fik*) [*μετά*, across; *μορφή*, form]. Pertaining to metamorphosis; also synonymous with metamorphous.

**Metamorphin** (*met-am-or'-fin*) [*μετά*, beyond; *Morpheus*, the god of sleep]. An alkaloidal decomposition-product obtained from the mother-liquor of morphin-manufacture. It is said to be narcotic and sudorific, but is little known and seldom used. Unof.

**Metamorphism** (*met-am-or'-fiz-m*). See *Metamorphosis*.

**Metamorphology** (*met-am-or-fol'-o-je*) [*μεταμόρφωσις*, a transformation; *λόγος*, science]. In biology, the science of the changes of form passed through by individual organisms in the course of their life-histories.

**Metamorphopsia** (*met-am-or-fop'-se-ah*), **Metamorphopsy** (*met-am-or'-fop-se*) [*μεταμορφοῦν*, to change shape; *ὄψις*, sight]. An apparent distortion or change of form of objects, supposed to be produced by changes in the relative position of the retinal end-organs.

**Metamorphosing** (*met-am-or-fō'-zing*) [*μεταμόρφοειν*, to change shape]. Altering; changing. **M. Breath-sound**, a variety of breathing related to the existence of a cavity. It occurs only in inspiration, and consists of a very harsh sound, which lasts for about one-third of the period of inspiration, when it is continued as blowing respiration, attended with metallic echo or ordinary rales. It is produced by the air entering the cavity through a narrow opening.

**Metamorphosis** (*met-am-or'-fō-sis*) [*μετά*, across; *μορφοῦν*, to change]. A term denoting the structural changes in form which all organisms undergo during their development from the embryonic to the adult stage. It is applied particularly to that form of sexual reproduction in which the embryo undergoes a series of marked changes of external form (*e. g.*, the chrysalis, the pupa-stage, etc.), and in none of which reproduction is possible until the sexually developed form (the imago-stage of butterflies) is produced. In pathology, a degeneration. **M., Complete**, in insects, the three stages of metamorphosis, larva, pupa, imago. **M., Hemimetabolic**, a metamorphosis in which the succeeding stages do not differ much, although the first and last stages may present great variations. **M., Holometabolic**. See *M., Complete*. **M., Regressive, M., Retrograde**, a disintegrating change; a degeneration; also the change of an organ from a higher to a lower type. **M., Viscous**, the agglutination of blood-plaques and their conversion into a thrombus.

**Metamorphous** (*met-am-or'-fus*) [*μετά*, across; *μορφοῦν*, to change]. Amorphous, but with a tendency to crystallize.

**Metamorph** (*met-am-or'-fē*). Synonym of *Metamorphosis*.

**Metamylen** (*met-am'-il-en*) [*μετά*, across; *ἄμυλον*, starch],  $C_{20}H_{40}$ . A derivative of the polymers of amylen, produced by heating amylic alcohol with sulphuric or phosphoric acid, or with zinc chlorid.

**Metanaphthalene** (*met-an-af'-thal-en*) [*μετά*, beyond; *νάφθα*, naphtha]. A decomposition-product obtained by the destructive distillation of resin. It is isomeric with naphthalene, and boils at 235° C.

**Metanaphthalin** (*met-an-af'-thal-in*) [*μετά*, beyond; *νάφθα*, naphtha]. A solid hydrocarbon, insoluble in water, soluble in hot alcohol, in ether, and in naphtha, obtained in one stage of the dry distillation of a resin.

**Metanauplius** (*met-an-aw'-ple-us*) [*μετά*, after; *ναυπλίος*, ναῦς, a ship; *πλεῖν*, a sail: *pl.*, *Metanauplii*]. In biology, a larval crustacean at a certain stage of development.

**Metanephric** (*met-an-ef'-rik*) [*μετά*, after; *νεφρός*, kidney]. Pertaining to the metanephros.

**Metanephros, Metanephron** (*met-an-ef'-ros*, *met-an-ef'-ron*) [*μετά*, after; *νεφρός*, kidney]. In biology, the kidney proper of vertebrates. The posterior of the three segmental bodies of the fetus; it forms the rudiment of the permanent kidney and ureter. It is a special portion of the Wolffian body, that develops late, and only occurs in the amniota as a gland distinct from the mesonephros. Cf. *Pronephros*, *Mesonephros*.

**Metanil-yellow** (*met'-an-il-yell'-o*). Sodium-phenyl-amido-benzol-met-sulphonate; a substance used in counter-staining tissues. See *Pigments*, *Conspectus of*.



**Metanotum** (*met-an-o'-tum*) [μετά, behind; νῶτον, the back: *pl.*, *Metanota*]. In biology, the third and last segment of the notum, or dorsal part of the metathorax of an insect.

**Metaparepion** (*met-ap-ar-ap'-ler-on*) [μετά, with; παρά, beside; πτερών, wing: *pl.*, *Metapapaptera*]. In biology, the third sclerite in the metapleuron of an insect.

**Metapedium** (*met-ap-e'-de-um*). Synonym of *Metatarsus*.

**Metapeptone** (*met-ap-ep'-tōn*) [μετά, beyond; πέψις, digestion]. A substance obtained by Meissner from the fluid resulting from the acid peptic digestion of any proteid after the parapeptone had been removed. The latter having been removed by filtration, to the filtrate was added some acid, and a precipitate was secured, to which was given the foregoing name. Meissner further describes a residue insoluble in dilute acids, but soluble in dilute alkalis, that made its appearance during the digestion of casein, and to this he gave the name of *dyspeptone*. Metapeptone is said to be intermediate between parapeptone and dyspeptone.

**Metaphases** (*met-af-a'-zēs*) [μετά, after, following; φάσις, a phase]. In biology, the final phase or set of phenomena of karyokinesis, from the division of the nuclear fibrils to the separation of the daughter-nuclei. (Strasburger.) Cf. *Anaphases*, *Prophases*.

**Metaphenylendiamin** (*met-af-en-il-en-dī'-am-in*) [μετά, beyond; phenylendiamin]. A base similar in action to the toxic ptomaines, quickly producing death in animals, preceded by ptialism, vomiting, diarrhea, and excessive urinary secretion. See *Paraphenylendiamin*.

**Metaphery** (*met-af'-er-e*) [μετά, over; φέρειν, to carry]. In biology, the transposition or displacement of floral organs.

**Metaphlogosis** (*met-af-lo-go'-sis*) [μετά, beyond; φλόγωσις, a burning]. Severe inflammation with much engorgement, but of short duration.

**Metaphosphoric Acid** (*met-af-os-for'-ik*) [μετά, beyond; phosphorus]. See *Acid*, *Phosphoric*. **M. Test for Albumin.** See *Tests*, *Table of*.

**Metaphrenon** (*met-af'-ren-on*) [μετά, beyond; φρήν, diaphragm]. The space between the shoulders.

**Metaphysical** (*met-af-iz'-ik-al*) [μετά, after; φυσικά, physics]. Of or pertaining to metaphysics. **M. Mania**, doubting insanity. **M. School**, a name assumed for an alleged system of medicine; the so-called mind-cure.

**Metaphysician** (*met-af-is-ish'-an*) [μετά, after; φυσικά, physics]. A term that has been applied to one who practises the mind-cure.

**Metaphysicist** (*met-af-iz'-is-ist*). Same as *Metaphysician*.

**Metaphysics** (*met-af-iz'-iks*) [μετά, beyond; φύσις, nature]. That science which includes the investigation and discussion of the nature of mind and all supersensible phenomena. **M.**, **Medical**, the consideration of the essential nature and cause of disease. The philosophy of disease.

**Metaphysis** (*met-af'-is-is*). Synonym of *Metamorphosis*.

**Metaplasia** (*met-ap-la'-ze-ah*) [μετά, beyond; πλάσσειν, to form]. A transformation of a tissue into another without the intervention of an embryonal tissue. It occurs only among tissues closely related, and is most common in the connective tissues. Fibrous tissue may be transformed directly into bone, myxomatous into adipose tissue. Metaplasia occurs also in epithelium.

**Metaplasis** (*met-ap'-las-is*) [μετά, over; πλάσις, formation]. Fulfilled growth and development seen in the stage between anaplasia and cataplasia.

**Metaplastm** (*met'-ap-lazm*) [μετά, beyond; πλάσμα, molded material]. In biology, the name given by Hanstein to the granular substances mingled with protoplasm. Properly, protoplasm that has passed beyond its highest stage of perfection; a catastate. The term is used also as a synonym of *anastate*, and as a general term for both *anastates* and *catastates*.

**Metaplastic** (*met-ap-las'-tik*) [μετά, beyond; πλαστικός, plastic]. Pertaining to metaplasia.

**Metapleuron** (*met-ap-lu'-ron*) [μετά, with; πλευρόν, a rib: *pl.*, *Metapleura*]. In biology, one of the lateral divisions of the metathorax of an insect.

**Metaplex** (*met'-ap-leks*), **Metaplexus** (*met-ap-leks'-us*) [μετά, behind; plexus, a twining]. The choroid plexus of the fourth ventricle.

**Metapneustic** (*met-ap-nūs'-tik*) [μετά, behind; πνευστικός, of or for breathing]. In biology, applied to that state of the tracheal system in insect larvae in which all the stigmata remain closed, except the last pair, through adaptation to parasitism or an aquatic life.

**Metapodialia** (*met-ap-o-de-a'-le-ah*) [μετά, behind; πούς, foot]. In osteology, a collective term applied to the bones of the metacarpus and metatarsus considered as a segment of the fore-limb or hind-limb, respectively. Cf. *Mesopodialia*.

**Metapodium** (*met-ap-o'-de-um*) [μετά, behind; πούς, foot: *pl.*, *Metapodia*]. In biology, the posterior of the three sections into which the foot of some molluscs may be divided. A synonym of *Metatarsus*. Cf. *Mesopodium*, *Propodium*.

**Metapophysis** (*met-ap-off'-is-is*) [μετά, after; ἀπόφύσις, offshoot]. A mammillary process, such as is seen upon the lumbar vertebrae.

**Metapore** (*met'-ap-or*) [μετά, behind; πόρος, passage]. The foramen of Magendie; a mesal orifice in the metatela.

**Metapsyche** (*met-ap'-sik-e*) [μετά, behind; ψυχή, soul]. In anatomy, Haeckel's term for the hind-brain or metencephalon.

**Metapsychosis** (*met-ap-si-ko'-sis*) [μετά, beyond; ψύχωσις, psychosis]. Same as *Telepathy*.

**Metapterygium** (*met-ap-ter-ij'-e-um*) [μετά, behind; πτερύγιον, a little wing: *pl.*, *Metapterygia*]. In biology, the most posterior of the basal cartilages in the pterygium of a fish.

**Metapterygoid** (*met-ap-ter'-ig-oid*) [μετά, beyond; πτέρυξ, wing]. Placed behind the pterygoid bone.

**Metaptosis** (*met-ap-to'-sis*) [μετά, beyond; πτώσις, a falling]. Metastasis; sudden metabolic change.

**Metarrhea** (*met-ar-e'-ah*). Synonym of *Metastasis*.

**Metarrhysis** (*met-ar'-is-is*). Synonym of *Metastasis*.

**Metasaccharic Acid** (*met-as-ak-ar'-ik*). See *Acid*.

**Metasaccharin** (*met-as-ak'-ar-in*) [μετά, beyond; σάκχαρον, sugar],  $C_6H_{10}O_5$ . An isomerid of saccharin. It crystallizes in plates and melts at 142° C.

**Metaschematism** (*met-as-ke'-mal-izm*) [μετασχηματίζειν, to change the form]. A transformation of a disease into another form; the change of one substance of the body into another.

**Metasoma** (*met-as-o'-mah*) [μετά, after; σῶμα, body]. The part of the body of lamellibranchs posterior to the foot; also the posterior part of cephalopods.

**Metasomatome** (*met-as-o'-mat-ōm*) [μετά, between; σῶμα the body; τεμνείν, to cut]. In biology, Goodsir's term for the interspaces between the primitive vertebrae (*Urvirbel*). Cf. *Somatome*.

**Metasome** (*met'-as-ōm*) [μετά, after; σῶμα, body]. In biology, the posterior part of the body of a mollusc.

**Metaspondylum**, **Metaspondyllum** (*met-as-pon'-dil-um*) [μετά, beyond; σφόνδυλος, vertebra]. An intervertebral disc.

**Metastasis** (*met-as'-tas-is*) [*μεταστάσις*, to transpose].

1. The change in position, manifestation, or character of a disease; thus, in mumps, the inflammation of the parotid sometimes disappears in a (metastatic) orchitis. Such cases are possibly explained by the transfer of the pathogenic virus from one place to another by the blood-current. 2. In pathology, the reproduction of disease at a distance from the primary seat by the conveyance of the causal agents through the blood or lymph-channels.

**Metastate** (*met'-as-tāt*) [*μετά*, beyond; *στατός*, placed]. Any substance produced by a metabolic process; an anastate or a catabate. Same as *Mesostate*.

**Metastatic** (*met-as-tat'-ik*) [*μεταστατικός*, from *μεταστάναι*, to transpose]. Characterized by or pertaining to metastasis. **M. Abscess**, the secondary abscesses in pyemia. **M. Calcification**, calcareous infiltration due to an excess of lime-salts in the blood in diseases associated with rapid disintegration of bone.

**Metasternum** (*met-as-ter'-num*) [*μετά*, behind; *στέρνον*, breast: *pl.*, *Metasterna*]. In biology, the xiphisternum, or in insects the sternite of the metathorax.

**Metasthenic** (*met-as-then'-ik*) [*μετά*, behind; *σθένος*, strength, might]. In biology, having a strong, well-developed hind-region to the body.

**Metastoma** (*met-as'-to-mah*) [*μετά*, behind; *στόμα*, mouth]. In biology, the membranous appendage that lies behind and over the mandibles in crustacea; the posterior lip of some authors.

**Metasyncrisis** (*met-as-in'-kris-is*) [*μετασυνκρίνειν*, to discharge morbid fluids through pores]. 1. An induced crisis. 2. The restoration of diseased tissues.

**Metasyncritic** (*met-as-in-krit'-ik*) [*μετασυνκρίνειν*, to discharge morbid fluids through pores]. Pertaining to metasyncrisis; alternative.

**Metatarsal** (*met-at-ar'-sal*) [*μετά*, beyond; *ταρός*, tarsus]. Pertaining to the metatarsus.

**Metatarsalgia** (*met-at-ar-sal'-je-ah*) [*μετά*, beyond; *ταρός*, tarsus; *ἄλγος*, pain]. *Morton's toe*; a painful affection of the plantar digital nerves directly caused by pressure upon or pinching of them by certain portions of the metatarso-phalangeal articulations—especially the fourth. See *Diseases*, *Table of*.

**Metatarsen** (*met-at-ar'-sen*) [*μετά*, beyond; *ταρός*, tarsus]. Belonging to the metatarsus in itself.

**Metatarso-phalangeal** (*met-at-ar-so-fa-lan'-je-al*) [*μετά*, beyond; *ταρός*, tarsus; *φάλαγξ*, phalanx]. Pertaining to the metatarsus and the phalanges.

**Metatarsus** (*met-at-ar'-sus*) [*μετά*, beyond; *ταρός*, tarsus: *pl.*, *Metatarsi*]. The bones of the arch of the foot, five in number, situated between the tarsus and the phalanges; the instep. In entomology: (a) the terminal joint or appendage of the tarsus of an insect's leg, called *planta empodium*, *scopula*; (b) the entire foot of the hind-leg.

**Metatela** (*met-at-e'-lah*) [*μετά*, behind; *tela*, tissue]. The tela of the metencephal; the velum medullare posterius, or inferior choroid tela. It constitutes the roof of the metacele.

**Metathesis** (*met-at-el-es-is*) [*μετά*, beyond; *τιθέναι*, to place]. An operation designed to effect a transformation or change in the seat of disease from one part to another. In chemistry, the interchange of two elements in decomposition.

**Metathetic** (*met-ath-el'-ik*) [*μετά*, beyond; *τιθέναι*, to place]. Of the nature of a metathesis.

**Metathoracotheca** (*met-ath-o-rak-o-the'-kah*) [*μετά*, beyond; *θώραξ*, the chest; *θήκη*, a case: *pl.*, *Metathoracothecæ*]. In entomology, that part of the integument covering the metathorax in a pupa.

**Metathorax** (*met-ath-o'-raks*) [*μετά*, beyond; *θώραξ*, the chest]. In biology, the third and last segment of

the thorax in insects; it bears the third pair of legs and the second pair of wings, and is composed of the metasternum, metapleura, and post-dorsum.

**Metatocia** (*met-at-o'-ke-ah*) [*μετά*, beyond; *τόκος*, birth]. Birth by any other than the normal process, as by Cesarean section.

**Metatrophia** (*met-at-ro'-fe-ah*) [*μετά*, beyond; *τροφή*, nourishment]. Any morbid condition or process of nutrition.

**Metaxin** (*met-aks'-in*) [*μεταξύ*, between]. A proteid found by Schwartz in the plasmatic substratum of chlorophyll-grains. It is easily digested by both pepsin and trypsin.

**Metaxylene** (*met-aks'-il-ên*) [*μετά*, beyond; *ξύλον*, wood]. One of the constituents of xylol.

**Metazoa** (*met-az-o'-ah*) [*μετά*, beyond; *ζῷον*, animal]. Animals whose development is characterized by segmentation of the ovum. They comprise all animals except the Protozoa.

**Metazoan** (*met-az-o'-an*) [*μετά*, beyond; *ζῷον*, animal]. 1. A member of the *Metazoa*. A multicellular animal having a transitional stage (*Gastrula*) in its development, corresponding to a hypothetical ancestor, the *Gastræa*, which is held to have arisen from a Protozoan colony in the shape of a hollow sphere, by the formation and gradual deepening of a depression or invagination. 2. Pertaining to the metazoa.

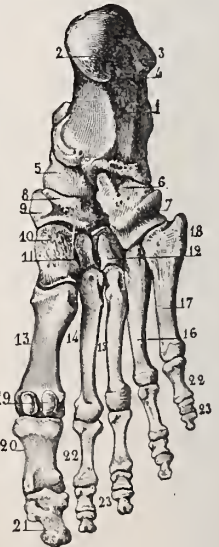
**Metecious** (*met-e'-she-us*) [*μετά*, beyond; *οἶκος*, a house]. See *Heterecious*.

**Metembryo** (*met-em'-bre-o*) [*μετά*, after; *ἐμβρυον*, embryo]. In biology, the gastrula stage of the metazoan embryo.

**Metencephal** (*met-en-sef'-al*). Same as *Metencephalon*.

THE METATARSUS AND ADJACENT BONES.

1. Inferior surface of calcaneum.
2. Inner tuberosity.
3. Outer tuberosity.
4. Angular depression between these tuberosities.
5. Inferior portion of head of astragalus.
6. Plantar surface of cuboid, for attachment of inferior calcaneo-cuboid ligament.
7. Tuberosity of cuboid.
8. Scaphoid.
9. Tuberosity of scaphoid.
10. Inferior portion of internal cuneiform.
11. Apex of internal cuneiform.
12. Apex of middle cuneiform.
- 13, 14, 15, 16, 17. First, second, third, fourth and fifth metatarsal bones.
18. Tuberosity of fifth metatarsal bone.
19. Two sesamoid bones.
20. First phalanx of great toe.
21. Last phalanx of great toe.
- 22, 22. First phalanges of remaining toes.
- 23, 23. Second and third phalanges of these toes.



**Metencephalic** (*met-en-sef-al'-ik*) [*μετά*, after; *ἐγκέφαλος*, brain]. Pertaining to the metencephalon.

**Metencephalon** (*met-en-sef'-al-on*) [*μετά*, after; *ἐγκέφαλος*, brain]. 1. The afterbrain; the post-oblongata, or most caudal portion of the brain. 2. Rarely, the cerebellum and the pons.

**Metensomatosis** (*met-en-so-mat-o'-sis*) [*μετά*, beyond; *ἐνσωμάτωσις*, embodiment]. Transformation into or union with another body.

**Metenteron** (*met-en'-ter-on*) [*μετά*, after; *έντερον*, intestine]. The enteron in any secondary or specialized state due to modification of the archenteron.



**Meteoric** (*me-te-or'-ik*) [*μετεωρίζειν*, to elevate]. Pertaining to meteorism; also, pertaining to the atmosphere.

**Meteorism, Meteorismus** (*me'-te-or-izm, me-te-or-iz'-mus*) [*μετεωρίζειν*, to elevate]. Distention of the abdomen with gases; tympanites.

**Meteoristic** (*me-te-or-ist'-lik*) [*μετεωρίζειν*, to elevate]. Synonym of *Tympanitic*.

**Meteorization** (*me-te-or-iz'-al-shun*) [*μετεωρίζειν*, to elevate]. The formation of gas in the abdomen; the production of meteorism.

**Meteorology** (*me-te-or-ol'-o-je*) [*μετέωρον*, meteor; *λόγος*, a treatise]. The science of the phenomena of the atmosphere and the laws of its motions.

**Metencephalon** (*met-ep-en-sef'-al-on*) [*μετά*, after; *ἐπί*, upon; *ἐγκέφαλος*, brain]. The metencephalon and epencephalon considered together. It includes the cerebrum, the oblongata, and the pons.

**Metepicele** (*met-ep'-is-el*) [*μετά*, beyond; *ἐπί*, upon; *κοιλία*, belly]. The fourth ventricle of the brain; the ventricle of the metencephalon; the metacele and epicele taken together.

**Metepimeron** (*met-ep-im'-er-on*) [*μετά*, after; *ἐπί*, upon; *μῆρος*, a thigh: *pl., Metepimera*]. In biology, the epimeron or lateral piece of the metathorax of an insect.

**Metepisternum** (*met-ep-is-ter'-num*) [*μετά*, after; *ἐπί*, upon; *στέρνον*, breast, breast-bone: *pl., Metepisterna*]. In biology, one of the episterna of the metathorax of an insect.

**Meter** (*me'-ter*) [*μέτρον*, measure]. See *Metric System*. **M.-angle**. See *Angle*.

**Methacetin** (*meth-as'-et-in*) [*μετά*, beyond; *acetum*, vinegar],  $C_9H_{11}NO_2$ . An analogue of phenacetin, having the same antipyretic qualities as the latter, and more soluble. Dose from 2 to 4 grains exhibited with great caution. Unof.

**Methal** (*meth'-al*) [*μετά*, with; *ὕλη*, matter],  $C_{14}H_{30}O$ . An alcohol, not yet isolated, occurring in spermaceti.

**Methane** (*meth'-an*) [*μετά*, with; *ὕλη*, matter],  $CH_4$ . Marsh-gas. The first member of the homologous series of paraffins,  $C_nH_{2n+2}$ . It occurs in nature wherever decomposition of organic matter is going on, especially in marshes. It is inflammable, and unites readily with the halogens. See *Carbohydrates*, *Table of*.

**Metheglin** (*me-theg'-lin*) [*Welsh, medd, mead; llyn*, liquor]. A variety of mead, or hydromel. See *Hydromel*.

**Methemochymia** (*meth-em-o-ki'-me-ah*) [*μετά*, amid; *αἷμα*, blood; *χεῖν*, to pour]. Synonym of *Transfusion*.

**Methemoglobin** (*met-hem-o-glo'-bin*) [*μετά*, with; *αἷμα*, blood; *globus*, a ball]. A modified form of hemoglobin produced by exposing blood, or solutions of hemoglobin, to the air for some time. It may be obtained in crystalline form as reddish-brown needles that are doubly refracting and readily soluble in water, though less so than oxyhemoglobin. It is the product either of the incomplete decomposition of hemoglobin or of its excessive oxidation; the oxygen is more firmly combined in it than in oxyhemoglobin. In poisoning with potassium chlorate, the nitrites, acetanilid, and some other bodies, the blood contains methemoglobin.

**Methemoglobinemia** (*met-hem-o-glo-bin-e'-me-ah*) [*μετά*, with; *αἷμα*, blood; *globus*, a ball; *αἷμα*, blood]. The presence of free methemoglobin in the blood. See *Methemoglobin*.

**Methemoglobinuria** (*met-hem-o-glo-bin-u'-re-ah*) [*μετά*, with; *αἷμα*, blood; *globus*, a ball; *οὖρον*, urine]. The presence of free methemoglobin in the urine.

**Methexiphraxis** (*meth-eks-if-ren-e'-sis*) [*μέθν*, wine;

*ἐξίς*, habit; *φρένησις*, inflammation of the brain]. Delirium tremens.

**Methexomania** (*meth-eks-o-ma'-ne-ah*) [*μέθν*, drink; *ἐξίς*, habit; *μανία*, madness]. See *Methomania*.

**Methilepsia** (*meth-il-ep'-se-ah*) [*μέθν*, drink; *λήψις*, seizure]. Irresistible desire for strong drink.

**Methobiostatics** (*meth-o-bi-o-stat'-iks*) [*μέθν*, strong drink; *βίος*, life; *στατικός*, causing to stand]. The study of the influence of alcoholic excess.

**Method** (*meth'-od*) [*μέθοδος*, method]. A system or plan of procedure. **M. of Definite Mixtures**. See *Anesthetic*. **M., Intensive**. See *Pasteur*. **M. of Treatment**. See *Treatment, Methods of*.

**Methodism** (*meth'-od-izm*) [*μέθοδος*, way, system]. The system of the treatment of disease according to a strict method, as taught by an ancient school or sect of physicians.

**Methodist** (*meth'-od-ist*) [*μέθοδος*, system]. A follower of methodism.

**Methogastrosis** (*meth-o-gas-tro'-sis*) [*μέθν*, wine; *γαστήρ*, stomach; *νόσος*, disease]. Digestive disturbances consequent upon alcoholic excess.

**Methol** (*meth'-ol*) [*μετά*, with; *ὕλη*, matter]. One of the names of methylic alcohol.

**Methomania** (*meth-o-ma'-ne-ah*) [*μέθν*, drunkenness; *μανία*, madness]. 1. Same as *Mania a potu*. 2. (More often) the irresistible desire for strong drink; dipsomania.

**Methyl** (*meth'-il*) [*μετά*, with; *ὕλη*, matter]. In chemistry, a radicle molecule, having the composition  $CH_3$ . It is the base of a large number of compounds, including an alcohol, methyl-spirit, and several ptomains. **M.-alcohol** (*wood-spirit*), obtained in the destructive distillation of wood. It has a purely spirituous odor, a specific gravity of .7995 at 15° C., and boils at 55.1° C. It is miscible in all proportions with water, ordinary alcohol, and ether. **M.-alizarin**,  $C_{15}H_{10}O_5$ ; a substance obtained by fusing methyl-anthraquinone sulphonic acid with alkalis. It is very similar to alizarin, melting at 250°-252° C., and readily subliming in red needles. **M.-anilin**,  $C_6H_5.NH(CH_3)$ ; an anilin derivative. Boiling at 190°-191° C., it has an odor resembling that of anilin, and a specific gravity at 15° C. of 0.976. The methylated anilins are technically applied in the production of anilin dye-stuffs. They are formed on heating anilin together with HCl-anilin and methyl-alcohol to 200° C. or better still, by conducting  $CH_3Cl$  into boiling anilin. **M.-anthracene**,  $C_{15}H_{12}$ ; a substance obtained on heating emodin with zinc-dust. It occurs in crude anthracene, and is obtained from oil of turpentine on exposure to a red heat. It resembles anthracene, crystallizes from alcohol in yellow leaflets, and melts at 190° C. **M.-arabinose**. See *Rhamnose*. **M.-benzene**. See *Toluene*. **M.-blue**, a basic anilin dye used for staining bacteria. See *Pigments, Conspectus of*. **M.-chlorid**,  $CH_3Cl$ , a liquefied gas used in the form of a spray as a local anesthetic for the relief of sciatica and similar neuralgic affections. See *Anesthetic*. **M.-ether**,  $C_2H_6O$ ; dimethyl oxid, an inflammable gas; also, a salt of methyl. **M.-glycocoll**. See *Sarcosin*. **M.-green**, an anilin dye. See *Pigments, Conspectus of*. **M.-guanamin**,  $C_4H_7N_5$ ; a crystalline body, readily soluble in hot water and in alcohol. **M.-guanidin**,  $C_4H_7N_5$ ; *methyluramin*; a colorless, highly hygroscopic, and strongly alkaline base, insoluble in alcohol. It is the product of the oxidation of kreatin and kreatinin, and has been obtained from horseflesh after four months' decomposition at low temperature, and from cultures of the comma-bacillus. It is a colorless, easily deliquescent mass, possessing a strong alkaline reaction, and is highly poisonous. The symptoms

- to which toxic doses give rise are dyspnea, muscle-tremor, and general clonic convulsions. See *Ptomains*, *Table of*. **M.-heptose**. See *Carbohydrates*, *Table of*. **M.-hexose**. See *Carbohydrates*, *Table of*. **M.-hydantoin**, **M.-hydrantoin**, a crystalline substance, obtained by fusing together sarcosin and urea, or by decomposing kreatinin. It melts at 145° C. **M.-hydrid**, marsh-gas. **M.-indol**. See *Skatol*. **M.-orange**. See *Pigments*, *Conspectus of*. **M.-phenyl Ether**. See *Anisol*. **M.-phenyl-ketone**. Same as *Hypnone*. **M. Salicylate**,  $C_8H_8O_3$ ; an oily liquid of a peculiar odor, constituting 90 per cent. of the oil of wintergreen; it has been used in rheumatism instead of the alkaline salicylates. **M.-spirit**. See *M.-alcohol*. **M.-uramin**. See *M.-guanidin*. **M.-violet**, an anilin dye used for staining bacteria. Under the name of *Ptyoktanin* Stilling recommends it very highly as an effective bactericide. Dose gr. j-v. Unof. See *Pigments*, *Conspectus of*.
- Methylal** (*meth'-il-al*) [μετά, with; ὕλη, matter; *alcohol*],  $C_3H_8O_2$ . A substance prepared by distilling methyl-alcohol with sulphuric acid. It is hypnotic and antispasmodic. Dose 3j. Unof.
- Methylamin** (*meth-il'-am-in*) [μετά, with; ὕλη, matter; *amin*]. A colorless gas having the composition  $N(CH_3)_2$ , easily condensing to a colorless liquid. It is used mainly as a reagent in certain organic tests. It occurs also as a ptomain in certain putrefactions, notably that of fish. It is also found in herring-brine, to which it gives odor.
- Methylate** (*meth'-il-āt*) [μετά, with; ὕλη, matter]. Methyl-alcohol in which a metal substitutes the hydrogen of the hydroxyl.
- Methylated** (*meth'-il-a-ted*) [μετά, with; ὕλη, matter]. Containing methyl-alcohol. **M. Spirits**, methyl-alcohol, wood-alcohol. The strongest methylated spirit free from mineral naphtha, can be used in place of 90 per cent. alcohol for hardening and preserving purposes.
- Methylation** (*meth-il-a'-shun*) [μετά, with; ὕλη, matter]. The process of mixing a substance with methyl-alcohol.
- Methylene** (*meth'-il-ēn*) [μετά, with; ὕλη, matter],  $CH_2$ . A bivalent hydrocarbon radicle that does not exist free, but occurs in many compounds. See *Anesthetic*. **M.-blue**,  $C_{16}H_{18}N_3SCl$ ; a coal-tar dye prepared from dimethylanilin; it is much used in the arts and as a stain in bacteriology. Its 10 per cent. solution is recommended as a local application in diphtheria, tonsillitis, scarlatinal sore-throat, and other inflammatory conditions, and internally administered it has proved serviceable as an antiperiodic and antalgic. Dose gr. jss in capsule. Unof. **M. Dichlorid**,  $CH_2Cl_2$ ; a general anesthetic, frequently used instead of chloroform. It is asserted by Gether and Eichholz to be more susceptible of management than the latter in protracted operations. Much of the methylene dichlorid contains 50-75 per cent. of chloroform. Unof. See *Anesthetic*.
- Methylic** (*meth-il'-ik*) [μετά, with; ὕλη, matter]. Containing methyl. Pertaining to methyl.
- Methylized** (*meth'-il-izd*). Synonym of *Methylated*.
- Methysis** (*meth'-is-is*) [μέθυσις, from μεθύειν, to be intoxicated]. Intoxication.
- Methyskomania** (*meth-is-ko-ma'-ne-ah*) [μεθύσκειν, to make drunk; μανία, madness]. Same as *Methomania*; dipsomania.
- Methystic** (*meth-is'-tic*) [μεθυστικός, from μεθύειν, to be intoxicated]. 1. Intoxicant. 2. An intoxicating agent.
- Methysticin** (*meth-is'-tis-in*) [μεθυστικός, intoxicating]. A crystalline principle obtained from *Kava-kava*, closely allied to *piperin*. It is a neutral, tasteless substance, sparingly soluble in cold, but more freely in hot water, easily soluble in alcohol and ether. It is also called *Kavahin*.
- Metis** (*ma'-tēs*) [Fr.]. A half-breed of French and Indian parentage. See *Mulatto*.
- Metoarion** (*met-o-a'-re-on*) [μετά, after; ὠρίον, the ovule]. The corpus luteum.
- Metodontiasis** (*met-o-don-ti'-as-is*) [μετά, after; ὀδοντιάν, to cut teeth]. The second dentition; also, abnormality of teething.
- Metæcesis** (*met-es-el'-sis*) [μετά, beyond; οἰκησις, the act of dwelling]. Transposition; displacement.
- Metopagus** (*met-op'-ag-us*) [μέτωπον, front; πάγιος, joined]. An ensomphalic twin monstrosity with united foreheads.
- Metopanalrgia** (*met-o-pan-tral'-je-ah*) [μέτωπον, forehead; ἄντρον, cave; ἄλγος, pain]. Pain or neuralgia of the frontal sinus.
- Metopantritis** (*met-o-pan-tri'-tis*) [μέτωπον, forehead; ἄντρον, cave; τρις, inflammation]. Inflammation of the metopantron.
- Metopantron**, **Metopantrum** (*met-o-pan'-tron*, *met-o-pan'-trum*) [μέτωπον, forehead; ἄντρον, cave]. The frontal sinus.
- Metope** (*met'-o-pe*) [μέτωπον, face]. In biology, that portion of the frontal surface of a crustacean in which the antennæ are situated. Same as *Facies*.
- Metopic** (*met-op'-ik*) [μέτωπον, forehead]. 1. Relating to the forehead; frontal. 2. A name applied to a cranium having a medio-frontal suture. **M. Points**. See *Cranimetric Points*.
- Metopion** (*met-o'-pe-on*) [μέτωπον, forehead]. See *Cranimetric Points*.
- Metopism** (*met'-o-pizm*) [μέτωπον, forehead]. Persistence of the frontal suture in adult life. See *Metopon*.
- Metopium** (*met-o'-pe-un*). Synonym of *Metopon*.
- Metopodynia** (*met-o-po-din'-e-ah*) [μέτωπον, forehead; ὀδύνη, pain]. Frontal headache.
- Metopon** (*met'-o-pon*) [μέτωπον, forehead; from μετά, between; ὦψ, eye]. Forehead; also an old name for galbanum.
- Metopopagia** (*met-o-po-pa'-je-ah*). Synonym of *Metopagus*.
- Metoposcopy** (*met-op-os'-ko-pe*) [μέτωπον, forehead; σκοπεῖν, to examine]. A variety of phrenology in which the character or the future of an individual is supposed to be determined by an inspection of the forehead.
- Metosteon** (*met-os'-te-on*) [μετά, after; ὀστέον, a bone; pl., *Metostea*]. In biology, the posterior lateral piece of the sternum of a bird.
- Metovum** (*met-o'-zum*) [μετά, after; ὠόν, egg; pl., *Metova*]. In embryology, an ovum that has been modified from its primitive condition as an egg-cell or protovum; an after-egg or deutovum. Cf. *Ovicell*, *Ovum*.
- Metra** (*met'-trah*) [μήτρα, uterus]. The uterus.
- Metralgia** (*met-ral'-je-ah*) [μήτρα, womb; ἄλγος, pain]. Pain or neuralgia of the uterus.
- Metranastrophe** (*met-ran-as'-tro-fe*) [μήτρα, womb; ἀναστροφή, a turning upside down]. Inversion of the uterus.
- Metranemia** (*met-ran-el'-me-ah*) [μήτρα, womb; ἄ, priv.; αἷμα, blood]. Uterine anemia.
- Metraneuryism** (*met-ran'-u-rizm*) [μήτρα, womb; ἀνεύρησμα, dilatation]. Dilatation of the uterus or vulva.
- Metrasia** (*met-ra'-ze-ah*). Synonym of *Metratresia*.
- Metratome** (*met-rat'-om*) [μήτρα, womb; τομή, a cutting]. An instrument for incising the womb.



**Metratonia** (*met-rat-o'-ne-ah*) [*μήτρα*, womb; *ἀτονία*, atony]. Atony of the uterus.

**Metratresia** (*met-rat-re'-ze-ah*) [*μήτρα*, womb; *ἀτρησία*, atresia]. Atresia or imperforation of the womb.

**Metratrophia** (*met-rat-ro'-fe-ah*) [*μήτρα*, womb; *ἀτροφία*, atrophy]. Atrophy of the uterus.

**Metrauxie** (*met-rauxs'-e*) [*μήτρα*, womb; *αὐξη*, increase]. Hypertrophy or enlargement of the uterus.

**Metre** (*me'-ter*). See *Metric System*.

**Metrechoscope** (*met-rek'-o-skōp*) [*μέτρον*, measure; *ἡχῆ*, round; *σκοπεῖν*, to inspect]. An instrument for applying metrechoscopy.

**Metrechoscopy** (*met-rek-os'-kō-pe*) [*μέτρον*, measure; *ἡχῆ*, round; *σκοπεῖν*, to inspect]. Combined auscultation and mensuration.

**Metrectasia** (*met-rek-ta'-ze-ah*) [*μήτρα*, womb; *ἐκτασις*, a stretching]. Dilatation of the womb.

**Metrectatic** (*met-rek-tat'-ik*) [*μήτρα*, womb; *ἐκτασις*, a stretching]. Affected with, or pertaining to, metrectasia.

**Metrectomy** (*met-rek'-to-me*) [*μήτρα*, womb; *ἐκτομή*, excision]. Excision or surgical removal of the womb.

**Metrectopia, Metrectopy** (*met-rek-to'-pē-ah*, *met-rek'-to-pe*) [*μήτρα*, womb; *ἐκτοπος*, displaced]. Displacement of the womb.

**Metrelosis** (*met-rel-kō'-sis*) [*μήτρα*, womb; *ἕλκος*, ulcer]. Uterine ulceration.

**Metremia** (*met-re'-me-ah*) [*μήτρα*, womb; *αἷμα*, blood]. Congestion of the uterus.

**Metremorrhagia** (*met-rem-or-a'-je-ah*). Synonym of *Metrorrhagia*.

**Metremorrhoid** (*met-rem'-or-oid*) [*μήτρα*, womb; *αἷμα*, blood; *ρῶα*, flow]. A hemorrhoid of the uterus.

**Metremphraxis** (*met-rem-fraks'-is*) [*μήτρα*, uterus; *ἐμφράσσειν*, to obstruct]. Congestion, or infarction, of the uterine tissues.

**Metremphysema** (*met-rem-fis-e'-mah*). Synonym of *Physometra*.

**Metreuryisma** (*met-ru-ri'-mah*) [*μήτρα*, womb; *εὐρύς*, wide]. Morbid dilatation, or width of the womb.

**Metria** (*me'-tre-ah*) [*μήτρα*, womb]. Any uterine affection. The term is used also as a synonym of *Puerperal Fever*.

**Metric** (*met'-rik*) [*μέτρον*, a measure]. Pertaining to the system of weights and measures, of which the meter is the basis. **M. System**, a decimal system of weights and measures employed in France, Germany, and other countries, and used generally in the sciences. The standard is the *meter*, the  $\frac{1}{1000000}$  part of a quadrant of a meridian circle of the earth. The standard of capacity is the *liter*, a cubical volume  $\frac{1}{10}$  meter in each dimension. The standard of weight is the *gram*, the weight of  $\frac{1}{1000}$  liter (one cubic centimeter) of distilled water at its maximum density. The unit of superficial measure is the *are*, a square whose side is 10 meters or a decameter. As the unit of microscopic measurement the thousandth part of a millimeter has been adopted. It is called *micron* or *microm*, *micromillimeter*; abbreviated, *μ*. The multiples are expressed by the prefixes *deca*, *hecto*, and *kilo*; the subdivisions by the prefixes *deci*, *centi*, and *milli*.

1000	meters	= 1 kilometer.
100	meters	= 1 hectometer.
10	meters	= 1 decameter.
.1	meter	= 1 decimeter.
.01	meter	= 1 centimeter.
.001	meter	= 1 millimeter.

1000	liters	= 1 kiloliter.
100	liters	= 1 hectoliter.
10	liters	= 1 decaliter.
.1	liter	= 1 deciliter.
.01	liter	= 1 centiliter.
.001	liter	= 1 milliliter.

1000	grams	= 1 kilogram.
100	grams	= 1 hectogram.
10	grams	= 1 decagram.
.1	gram	= 1 decigram.
.01	gram	= 1 centigram.
.001	gram	= 1 milligram.

In common practice, however, the following divisions only are used, the others being expressed in figures:—

10 millimeters	= 1 centimeter.
100 centimeters	= 1 meter.
1000 meters	= 1 kilometer.
1000 cubic centimeters	= 1 liter.

1000 milligrams	= 1 gram.
1000 grams	= 1 kilogram.

The following are the equivalent values:—

1 meter	= 39.37 inches.
1 liter	= 1 quart $\frac{1}{2}$ gill, U. S. measure.
1 gram	= 15.43 grains.
1 minim	= 0.061 cubic centimeter.

See, also, *Weights and Measures*.

**Metrine** (*met'-ren*) [*μήτρα*, womb]. A term given to the germ of puerperal fever. See *Bacillus puerperalis*, under *Bacteria*, *Synonymatic Table of*.

**Metritic** (*met-rit'-ik*) [*μήτρα*, womb; *ιτις*, inflammation]. Pertaining to, or affected with, metritis.

**Metritis** (*met-ri'-tis*) [*μήτρα*, womb; *ιτις*, inflammation]. Inflammation of the uterus. **M., Exanthematous**, a form occurring in the course of one of the eruptive fevers. **M. gravidarum**, metritis occurring in a pregnant woman. **M., Puerperal**, metritis occurring during the puerperium. **M. rheumatica**, metritis due to rheumatism or occurring in a rheumatic subject. **M., Suppurative**, metritis proceeding to suppuration.

**Metroblennorrhœa** (*met-ro-blen-or-e'-ah*) [*μήτρα*, womb; *βλέννα*, mucus; *ρῶα*, a flow]. Uterine blennorrhœa.

**Metrocace** (*met-rok'-as-e*) [*μήτρα*, womb; *κακός*, evil]. Same as *Metrelosis*.

**Metrocampsis** (*met-ro-kamp'-sis*) [*μήτρα*, womb; *κάμψις*, bending]. Obliquity or curvature of the uterus.

**Metrocarcinoma** (*met-ro-kar-sin-o'-mah*) [*μήτρα*, womb; *καρκίνωμα*, carcinoma]. Carcinoma of the uterus.

**Metrocele** (*met'-ro-sēl*) [*μήτρα*, womb; *κήλη*, hernia]. Hernia of the uterus.

**Metrocholosis** (*met-ro-kol-o'-sis*) [*μήτρα*, womb; *χολός*, bile]. Puerperal fever with hepatic symptoms; bilious puerperal fever.

**Metroclyst** (*met'-ro-klist*) [*μήτρα*, womb; *κλύζειν*, to wash out]. An instrument for giving uterine douches.

**Metrocolpocèle** (*met-ro-kol'-pō-sēl*) [*μήτρα*, womb; *κόλπος*, vagina; *κήλη*, tumor]. A tumor of the vagina and womb; prolapse of the uterus into the vagina.

**Metrocyte** (*met'-ro-sit*) [*μήτρα*, womb; *κύτος*, cell]. A large mononuclear, spheroid cell, of which the protoplasm contains hemoglobin. It is by Engel considered the source of all of the corpuscular elements of the blood. See also *Mother-cell*.

**Metrodynamometer** (*met-ro-di-nam-om'-et-er*) [*μήτρα*, womb; *δύναμις*, power; *μέτρον*, measure]. An instrument for measuring uterine contractions.

**Metrodynia** (*met-ro-din'-e-ah*) [*μήτρα*, womb; *όδυνη*, pain]. Any pain of the womb.

**Metrodystocia** (*met-ro-dis-to'-ke-ah*) [*μήτρα*, uterus; *δυστοκία*, painful delivery]. Dystocia whose cause resides in the uterus.

**Metroectasia** (*met-ro-ek-ta'-ze-ah*). Synonym of *Metrectasia*.

**Metrofibroma** (*met-ro-fi-brō'-mah*) [*μήτρα*, womb; *fibroma*, fibrous tumor]. Uterine fibroid tumor.

**Metroleukorrhœa** (*met-ro-lu-kor-e'-ah*) [*μήτρα*, womb; *λευκός*, white; *ρῶα*, flow]. Uterine leukorrhœa.

**Metrology** (*met-rol'-o-jē*) [μέτρον, measure; λόγος, science]. The science of measures and of measurements.

**Metroloxia** (*met-ro-loks'-e-ah*) [μήτρα, womb; λοξός, oblique]. Obliquity of the uterus; hysteroloxia.

**Metro-lymphangitis** (*met'-ro-lim-fan-jī'-tis*) [μήτρα, womb; λήμφα, lymph; αγγείον, vessel; ιτις, inflammation]. Inflammation of the lymphatic vessels of the womb. Uterine lymphangitis.

**Metromalacoma** (*met-ro-mal-ak-o'-mah*). See *Hysteromalacoma*.

**Metromalacosis** (*met-ro-mal-ak-o'-sis*) [μήτρα, womb; μαλακός, soft]. The condition and progress of softening of the tissues of the uterus.

**Metromania** (*met-ro-ma'-ne-ah*). See *Hysteromania* and *Nymphomania*.

**Metromania** (*met-ro-ma'-ne-ah*) [μέτρον, measure; μανία, mania]. A mania for writing poetry.

**Metromaniac** (*met-ro-ma'-ne-ah*) [μέτρον, measure; μανία, mania]. One insanely fond of writing verses.

**Metromelanorrhea** (*met-ro-mel-an-or-e'-ah*) [μήτρα, womb; μέλας, black; ροία, flow]. A black discharge from the uterus.

**Metrometer** (*met-rom'-et-er*). See *Hystermeter*.

**Metrometry** (*met-rom'-et-re*). See *Hystermometry*.

**Metronania** (*met-ro-na'-ne-ah*) [μήτρα, womb; νάνος, dwarf]. Abnormal smallness of the womb.

**Metroncus** (*met-rong'-kus*). See *Hysteroncus*.

**Metroneurosis** (*met-ro-nu-ro'-sis*) [μήτρα, womb; νευρωσις, neurosis]. Any neurosis caused by uterine disease.

**Metronome** (*met'-ro-nōm*) [μέτρον, measure; νόμος, law]. An instrument for measuring time in music; also one for testing the hearing.

**Metroparalysis** (*met-ro-par-al'-is-is*) [μήτρα, womb; παράλυσις, paralysis]. Uterine paralysis.

**Metropathic** (*met-ro-path'-ik*) [μήτρα, womb; πάθος, disease]. Pertaining to affections of the womb.

**Metropathy** (*met-ro-path'-e*) [μήτρα, womb; πάθος, suffering]. Any uterine disease.

**Metroperrissia** (*met-ro-per-ris'-e-ah*) [μήτρα, womb; περιρσός, full]. Hypertrophy of the uterus.

**Metropéritonitis** (*met-ro-per-it-on-i'-tis*) [μήτρα, womb; περιτόναιον, peritoneum; ιτις, inflammation]. Peritonitis secondary to inflammation of the womb.

**Metropexia, Metropexy** (*met-ro-peks'-e-ah, met'-ro-peks-e*). See *Hysteropectia*.

**Metrophlebitis** (*met-ro-fle-bī'-tis*) [μήτρα, womb; φλέψ, vein; ιτις, inflammation]. Inflammation of the veins of the uterus.

**Metrophlegmymen** (*met-ro-fleg-mī'-men*) [μήτρα, womb; φλέγμα, mucus; ὑμῆν, membrane]. The mucosa of the uterus.

**Metrophlegmymenitis** (*met-ro-fleg-mi-men-i'-tis*) [μήτρα, womb; φλέγμα, mucus; ὑμῆν, membrane; ιτις, inflammation]. Inflammation of the mucous membrane lining the uterus.

**Metrophlogosis** (*met-ro-flo-go'-sis*). Synonym of *Metrititis*.

**Metrophore** (*met'-ro-for*). See *Hysteroephore*.

**Metrophyma** (*met-ro-fī'-mah*) [μήτρα, womb; φῆμα, a growth]. A tumor of the womb.

**Metroplethora** (*met-ro-pleth'-or-ah*). Synonym of *Metremia*.

**Metropolypus** (*met-ro-pol'-ip-us*) [μήτρα, womb; πολύπους, polyp]. Uterine polyp.

**Metropoptosis** (*met-ro-prop-to'-sis*), **Metropptosis** (*met-ro-p-to'-sis*) [μήτρα, womb; πτώσις, fall]. Prolapse of the uterus.

**Metropoptotic** (*met-ro-prop-to'-ik*), **Metropptotic** (*met-ro-p-to'-ik*) [μήτρα, womb; πτώσις, a fall]. Pertaining to metropptosis.

**Metropyophthisis** (*met-ro-pi-off'-this-is*) [μήτρα, womb;

πύον, pus; φθίσις, wasting]. A purulent wasting, or tabes, of the uterus.

**Metrorrhagia** (*met-ror-a'-je-ah*) [μήτρα, womb; ῥηγνύναι, to burst forth]. Uterine hemorrhage independently of the menstrual discharge.

**Metrorrhagic** (*met-ror-a'-jik*) [μήτρα, womb; ῥηγνύναι, to burst forth]. Pertaining to metrorrhagia.

**Metrorrhea** (*met-ror-e'-ah*) [μήτρα, womb; ροία, a flow]. Any morbid uterine discharge.

**Metrorrhctic** (*met-ror-ek'-tik*) [μήτρα, womb; ῥήξις, rupture]. Pertaining to metrorrhesis.

**Metrorrhheuma** (*met-ror-ru'-mah*) [μήτρα, womb; ῥεύμα, rheum]. Rheumatism of the uterus.

**Metrorrhesis** (*met-ror-eks'-is*) [μήτρα, womb; ῥήξις, rupture]. Rupture of the womb.

**Metrosalpingitis** (*met-ro-sal-ping-jī'-tis*) [μήτρα, womb; σάλπιγξ, tube; ιτις, inflammation]. Inflammation of the womb and oviducts.

**Metrosalpingorrhagia** (*met-ro-sal-ping-or-a'-je-ah*) [μήτρα, womb; σάλπιγξ, tube; ῥηγνύναι, to burst forth]. Hemorrhage from the oviducts.

**Metrosalpingorrhexis** (*met-ro-sal-ping-or-eks'-is*) [μήτρα, womb; σάλπιγξ, tube; ῥήξις, rupture]. Rupture of an oviduct.

**Metrosalpinx** (*met-ro-sal'-pinx*) [μήτρα, uterus; σάλπιγξ, tube]. An oviduct, or Fallopian tube.

**Metroscirrhus** (*met-ro-skir'-us*) [μήτρα, womb; σκίρρος, hard]. A scirrhus tumor of the uterus.

**Metroscolioama, Metroscoliosis** (*met-ro-sko-le-o'-mah, met-ro-sko-le-o'-sis*) [μήτρα, womb; σκολίωμα, σκολιωσις, bend]. A flexion of the uterus.

**Metroscope** (*met'-ro-skōp*) [μήτρα, womb; σκοπεῖν, to observe]. An instrument for examining the uterus.

**Metroscopy** (*met-ro-skō-pe*) [μήτρα, womb; σκοπεῖν, to observe]. The use of the metroscope; inspection of the uterus.

**Metrospingioma** (*met-ro-spon-je-o'-mah*) [μήτρα, womb; σφογγία, sponge; ὄμα, tumor]. A spongy tumor of the uterus.

**Metrostaxis** (*met-ro-staks'-is*) [μήτρα, womb; στάξις, a dropping]. Slight but persistent uterine hemorrhage.

**Metrostenosis** (*met-ro-sten-o'-sis*) [μήτρα, womb; στένωσις, contraction]. Contraction of the cavity of the womb.

**Metrosteresis** (*met-ro-ster-e'-sis*) [μήτρα, womb; στέρσις, deprivation]. Removal or absence of the uterus.

**Metrotome** (*met'-ro-tōm*) [μήτρα, womb; τομή, a cutting]. Same as *Hysterotome*.

**Metrotomy** (*met-ro'-o-me*) [μήτρα, womb; τομή, a cutting]. Same as *Hysterotomy*.

**Metrotuberculum** (*met-ro-tu-ber'-ku-lum*) [μήτρα, womb; tuberculum, a small nodule]. A fungous excrescence of the uterus.

**Metrotyloma** (*met-ro-ti-lo'-mah*). Synonym of *Metrotuberculum*.

**Metrourethrotome** (*met-ro-u-re'-thro-tōm*) [μέτρον, measure; οὐρήθρα, urethra; τομή, a cutting]. A form of urethrotome that will cut a stricture to the desired caliber; a graduated urethrotome.

**Metrozoötia** (*met-ro-zo-o'-te-ah*) [μήτρα, womb; ζῶον, animal]. An epidemic disease of the womb in cattle.

**Metrydrorrhæa** (*met-rīd-ror-e'-ah*). See *Hydorrhæa*.

**Metrymenitis** (*met-ri-men-i'-tis*). Synonym of *Metrophlegmymenitis*.

**Metrypercinesis** (*met-ri-per-sin-e'-sis*) [μήτρα, womb; ὑπέρ, over; κίνησις, movement]. Excessive uterine contraction.

**Metryperemia** (*met-ri-per-e'-me-ah*). Synonym of *Metremia*.

**Metryperesthesia** (*met-ri-per-es-the'-ze-ah*) [μήτρα, womb; ὑπέρ, over; αἴσθησις, perception]. Hyperesthesia of the uterus.



**Metrypertrophia** (*met-ri-per-tro'-fe-ah*). Synonym of *Metrauxia*.

**Metternich-green**. See *Pigments, Conspectus of*.

**Meyer, Method of**. A method of determining the vapor density of a substance. A weighed quantity of the substance is vaporized in an enclosed space, when it displaces an equal volume of air, which is measured. **M.'s Tissue-paper Test**, a test for color-blindness. If a border of gray paper is placed upon red paper, it appears to have the complementary color of its background (that is, green). This is particularly apparent when the whole is covered with a sheet of tissue-paper. A color-blind man cannot see the complementary color correctly.

**Meynert's Bundle**. See *M.'s Fasciculus*. **M.'s Commissure**, a bundle of large-sized nerve-fibers extending from the tuber cinereum and the anterior perforated substance into the optic tract, and terminating in the subthalamic body. **M.'s Fasciculus**, a fasciculus of white nerve-fibers extending between the habenular and interpeduncular ganglia. **M.'s Fountain-like Decussation**, a group of nerve-fibers that arise in the roof of the aqueduct and decussate in the dorsal segment of the raphé. **M., Ganglion of**. See *Ganglia, Table of*. **M.'s Granular Formation**, the fourth stratum of the cerebral cortex. **M.'s Projection System**, a plan of the construction of the nervous system, whereby it is divided into three sections: The *first* is composed of the fibers from the cortex of the brain through the corona radiata in a radiate direction; the *second*, of longitudinal bundles of fibers proceeding downward to the ganglionic gray matter reaching from the third ventricle through the aqueduct of Sylvius to the lowest part of the gray matter of the spinal cord; the *third*, the peripheral nerves, motor and sensory, proceeding from the central tubular gray matter.

**Mezcal, Mescal** (*mez-kahl'*) [Mex.]. An intoxicant spirit distilled from *pulque*, the fermented juice of various Mexican species of *Agave*.

**Mezereon, Mezereum** (*mez-e'-re-on, mez-e'-re-um*) [Ar., *māzariyūn*, the camellia]. The bark of *Daphne mezereum*, a powerful sialogogue and irritant poison, producing purging and gastro-enteric inflammation. It is used as an antisymphilitic, combined with sarsaparilla, but chiefly as a local irritant to stimulate indolent ulcers. **M., Ext.**, used in the preparation of liniment of mustard. **M., Ext., Æther**. (B. P.), used externally as a counter-irritant. **M., Ext., Fld.**, used in the preparation of **M., Ung.**, consisting of fld. ext. mezereon 25, lard 80, and yellow wax 12 parts.

**Mezizah** (*mez-i'-zah*) [Heb.]. The fourth act in the Jewish rite of circumcision. It consists in sucking the bleeding surface in order to secure the salutary influence of the saliva.

**Mezquit** (*mes-ke't'*) [Sp.]. The tree or shrub *Prosopis juliflora* of the S. W. United States and Mexico. Its gum resembles gum arabic.

**Mho** (*m'o*) [anagram of *ohm*]. The unit of electric conductivity; conductivity at the resistance of one ohm.

**Miaria** (*mi-a'-re-ah*) [*miapia*, defilement]. Synonym of *Miasm*.

**Miasm, Miasma** (*mi'-azm, mi-as'-mah*) [*μίασμα*, to pollute: *pl., Miasmata*]. A term loosely applied to the floating germs of any form of microbic life, especially those generating in marshy localities.

**Miasmal** (*mi-as'-mal*) [*μίασμα*, miasm]. Containing, relating to, or depending upon, miasm.

**Miasmatic** (*mi-as-mat'-ik*) [*μίασμα*, to pollute]. Pertaining to or having the nature of miasma. See *Contagious*. **M., Contagio-**, a term applied to those diseases the specific germs of which, after leaving the

animal body, undergo a further development before again becoming infectious. Typhoid fever, cholera, yellow fever, and some other diseases, are contagious-miasmatic. **M.-contagious**. See *Contagious*. **M. Diseases**, those diseases produced by infectious causes arising from without the animal body, *e. g.*, malaria.

**Miasmatology** (*mi-az-mat-ol'-o-je*) [*μίασμα*, miasm; *λογία*, science]. The science or study of miasmata.

**Miasmifuge** (*mi-as'-mif-ūj*) [*μίασμα*, miasm; *fugere*, to put to flight]. Preventing or banishing miasmatic diseases.

**Miasmo-contagious** (*mi-az'-mo-kon-ta'-je-us*). See *Miasmatic*.

**Miasmology** (*mi-az-mol'-o-je*). Synonym of *Miasmatology*.

**Mica** (*mi'-kah*) [L., a crumb]. Thin, glossy, transparent scales, composed of aluminum silicate. **M. panis**, crumb of bread; used in pharmacy.

**Micaceous** (*mi-ka'-she-us*) [*mica*, crumb]. Resembling mica; composed of crumbs; friable.

**Mication** (*mi-ka'-shun*) [*micare*, to glitter]. Quick motion; a winking; systolic contraction.

**Micella** (*mi-sel'-ah*) [dim. of *mica*, a crumb, grain; *pl., Micellæ*]. In biology, according to Nägeli's theory, one of the fundamental structural units of organized bodies. He defines it as "a minute crystal, microscopically invisible, consisting of a larger or smaller number of molecules, and, when turgid, surrounded by a layer of water." Weismann does not accept this as corresponding to his "biophore."

**Micellar** (*mi-sel'-ar*) [*micella*, dim. of *mica*, crumb]. Relating to a micella. **M. Aggregate**, a number of micellæ united together.

**Michel's Diplococcus**. The micrococcus found in contagious conjunctivitis. See *Bacillus of Conjunctival Catarrh*, under *Bacteria, Synonymic Table of*. **M.'s Paste**, a caustic paste composed of asbestos one part, and concentrated sulphuric acid three parts.

**Micheli's Placenta**. The sporangium of certain fungi, as, for instance, those that give rise to otomycosis.

**Michelia** (*mi-ke'-le-ah*) [after P. A. Micheli, an Italian botanist]. A genus of magnoliaceous plants. **M. champaca**. See *Champak*.

**Michigan Itch**. Same as *Army Itch*. **M. Method**, a method of *Artificial Respiration*. The individual is placed on his face, the operator astride of the body. The shoulders are then raised as high as they can go, without the head leaving the floor, and this position is maintained while the operator counts three. The body is then allowed to return to the ground. Pressure is then made downward and inward on the lower ribs while two is counted. The operator then repeats the first series of movements.

**Micology** (*mi-kol'-o-je*). See *Mycology*.

**Micracoustic** (*mi-krah-kow'-stik*) [*μικρός*, small; *ἀκουστικός*, pertaining to hearing]. Hearing, or assisting in hearing, very small sounds.

**Micræsthetes** (*mi-kres'-thets*) [*μικρός*, small; *αἴσθησις*, sensation]. In biology, small knob-like sense-organs found by Moseley in the micropores of certain *Chitonidae*.

**Micraïne** (*mik'-rân*). Synonym of *Migraine*.

**Micranatomy** (*mi-kran-at'-o-me*) [*μικρός*, small; *ἀνατομή*, a cutting up]. Minute anatomy; histology.

**Micrander** (*mi-kran'-der*) [*μικρός*, small; *ἀνήρ*, male]. In biology, a small male plant.

**Micrane** (*mik'-rân*). Synonym of *Migraine*.

**Micrangioathy** (*mi-kran-je-op'-ath-e*) [*μικρός*, small; *ἀγγεῖον*, vessel; *πάθος*, disease]. Disease of the capillaries.

**Micrangium** (*mi-kran'-je-um*) [*μικρός*, small; *ἀγγεῖον*, vessel]. Capillary.

**Micrantrus** (*mi-kran'-trus*) [*μικρός*, small; *άντρον*, cave]. Lissauer's term for a skull in which a perpendicular from the most prominent point of the frontal torus upon the radius fixus is not more than 4 mm. in front of that from the nasion.

**Micrencephalon, Micrencephalium** (*mi-kren-sef'-al-on*, *mi-kren-sef'-al'-le-um*) [*μικρός*, small; *ἐγκεφαλος*, brain]. 1. A small brain, as in cretinism. 2. Synonym of *Cerebellum*.

**Micrencephalous** (*mi-kren-sef'-al-us*) [*μικρός*, small; *ἐγκεφαλος*, brain]. Having a small brain.

**Micrencephalus** (*mi-kren-sef'-al-us*) [*μικρός*, small; *ἐγκεφαλος*, encephalon]. Lissauer's term for a skull in which the angle formed between lines drawn from the hornion to the nasion and to theinion respectively is between 129° and 142.5°.

**Micrencranus** (*mi-kren-kra'-nus*) [*μικρός*, small; *ἐν*, in; *κράνιον*, skull]. Lissauer's term for a skull with a cerebellar sector of from 8.5° to 15°.

**Micristology** (*mi-kris-tol'-o-je*). See *Histology*.

**Micro-** (*mi'-kro-*. *Mik'-ro-*, from an etymologic point of view, would seem preferable to *mi'-kro-*, but the balance of authorities is certainly in favor of the latter pronunciation.) [*μικρός*, small]. 1. A prefix signifying minute. 2. Also, a prefix occasionally used to signify a unit one-thousandth or one-millionth part of the unit to which it is prefixed.

**Microanatomy** (*mi-kro-an-at'-o-me*). See *Micranatomy*.

**Microaudiphone** (*mi-kro-aw'-dif-on*) [*μικρός*, small; *audire*, to hear; *φωνή*, voice]. An instrument used for rendering audible sounds that are very slight.

**Microbacteria** (*mi-kro-bak-te'-re-ah*). See *Bacteria*.

**Microbe** (*mi'-krob*) [*μικρός*, small; *βίος*, life]. The generic name for microorganisms, whether animal or vegetable. In ordinary use the term *microbe* is equivalent to *schizomycetes*, and designates a vegetable microorganism. See *Microorganism*.

**Microbial, Microbian, Microbic** (*mi-kro'-be-al*, *mi-kro'-be-an*, *mi-kro'-bik*) [*μικρός*, small; *βίος*, life]. Pertaining to microbes.

**Microbicide** (*mi-kro'-bis-id*) [*μικρός*, small; *βίος*, life; *cædere*, to kill]. 1. Destructive to microbes. 2. An agent that destroys microbes.

**Microbiohemia** (*mi-kro-bi-o-hem'-e-ah*) [*μικρός*, small; *βίος*, life; *αἷμα*, blood]. A diseased condition resulting from the presence of microorganisms in the blood.

**Microbiology** (*mi-kro-bi-ol'-o-je*) [*μικρός*, small, little; *βίος*, life; *λόγος*, science]. Bacteriology, or the science of microorganisms.

**Microbion, Microbium** (*mi-kro'-be-on*, *mi-kro'-be-um*). Same as *Microbe*.

**Microblast** (*mi'-kro-blast*) [*μικρός*, small; *βλαστός*, germ]. An immature blood-corpuscle.

**Microblepharia, Microblepharon** (*mi-kro-blef-a'-re-ah*, *mi-kro-blef'-ar-on*) [*μικρός*, small; *βλέφαρον*, lid]. Abnormal smallness of the eyelids.

**Microbrachius** (*mi'-kro-brat'-ke-us*) [*μικρός*, small; *βραχίων*, arm]. Congenital smallness of the arms.

**Microbrachycephalia** (*mi'-kro-bra-ke-sef'-a'-le-ah*) [*μικρός*, small; *βραχίς*, short; *κεφαλή*, head]. Brachycephalia combined with microcephalia.

**Microcardia** (*mi-kro-kar'-de-ah*) [*μικρός*, small; *καρδιά*, heart]. Congenital smallness of the heart.

**Microcaulia** (*mi-kro-kaw'-le-ah*) [*μικρός*, small; *καυλός*, penis]. Abnormal or congenital smallness of the penis.

**Microcephal** (*mi-kro-sef'-al*) [*μικρός*, small; *κεφαλή*, head]. A person affected with microcephaly.

**Microcephalia** (*mi-kro-sef'-al'-le-ah*). See *Microcephaly*.

**Microcephalic** (*mi-kro-sef'-al'-ik*) [*μικρός*, small; *κεφαλή*, head]. Having a small head.

**Microcephalism** (*mi-kro-sef'-al-izm*). Synonym of *Microcephaly*.

**Microcephalon** (*mi-kro-sef'-al-on*) [*μικρός*, small; *κεφαλή*, head]. An abnormally small head.

**Microcephalous** (*mi-kro-sef'-al-us*) [*μικρός*, small; *κεφαλή*, head]. Having a small head; in botany, having flowers arranged in small heads.

**Microcephaly** (*mi-kro-sef'-al-e*) [*μικρός*, small; *κεφαλή*, head]. Abnormal smallness of the head.

**Microcheilia** (*mi-kro-ki'-le-ah*) [*μικρός*, small; *χείλος*, lip]. Abnormal congenital smallness of the lips.

**Micro-chemistry** (*mi-kro-kem'-is-tre*) [*μικρός*, small; *χημεία*, chemistry]. The chemic investigation of the more minute substances of nature. Also, the study of chemic reactions, in which a drop each of the reagent and the substance to be tested are made to coalesce on a porcelain or glass plate, the reaction being observed under a microscopic objective of low power.

**Microcidin** (*mi-kro-sit'-din*) [*μικρός*, small; *cædere*, to kill]. A fine white powder resulting from heating naphthol-β to liquefaction, and adding half its weight of caustic soda. It is said to be a good antiseptic, ten times more powerful than phenol and twenty times more powerful than boric acid, and has but feeble toxic qualities. Internally it may be given in doses of from 10 to 30 grains per diem. Unof.

**Microclysm** (*mi'-kro-kli-sm*) [*μικρός*, small; *κλύσμα*, clyster]. A small clyster; a clyster effective in small amounts.

**Micrococcus** (*mi-kro-kok'-us*) [*μικρός*, small; *κόκκος*, kernel]. A genus of schizomycetous microorganisms, having spheric elements, isolated, united in two's or in larger numbers, or disposed in chaplets, or masses of zoöglea. Sometimes they are united in such a way as to resemble a bunch of grapes and are then called *Staphylococci*. When united in couples they are called *Diplococci*. If arranged in strings or chaplets they are called *Streptococci*. Certain species are pathogenic, others are chromogenic, others have a fermentative action, and some no discoverable function. See *Bacteria*, *Synonymatic Table of*.

**Microconidium** (*mi-kro-kon-id'-e-um*) [*μικρός*, small; *κόνις*, dust; *πλ.*, *Microconidia*]. In biology, a relatively small-sized conidium.

**Microcoria** (*mi'-kro-ko'-re-ah*) [*μικρός*, small; *κόρη*, pupil]. Same as *Miosis*.

**Microcornea** (*mi-kro-ko'-ne-ah*) [*μικρός*, small; *corneus*, horny]. Abnormal smallness of the cornea.

**Microcosm** (*mi'-kro-koz-m*) [*μικρός*, small; *κόσμος*, world]. Man in contradistinction to the universe, or the macrocosm; man considered as the epitome of the cosmos.

**Microcosmic** (*mi-kro-koz'-mik*) [*μικρός*, small; *κόσμος*, world]. Pertaining to the microcosm. *M. Salt*, sodium-ammonium-hydrogen phosphate; so called as being derivable from human urine.

**Microcosmography** (*mi-kro-koz-mog'-ra-fe*) [*μικρός*, small; *κόσμος*, universe; *γράφειν*, to write]. The study of the microcosm, especially of man.

**Microcoulomb** (*mi-kro-koo'-lom*) [*μικρός*, small; *Coulomb*, a French physician]. One millionth of a coulomb. See *Coulomb* and *Electric Units*.

**Microcoustic** (*mi-kro-kows'-tik*). Synonym of *Micra-coustic*.

**Microcranious** (*mi-kro-kra'-ne-us*). Synonym of *Microcephalous*.

**Microcrith** (*mi'-kro-krith*) [*μικρός*, small; *κριθή*, barley]. A unit of molecular weight, equivalent to the weight of an atom of hydrogen.

**Microcrystalline** (*mi-kro-kris'-tal-in*) [*μικρός*, small; *κρυστάλλινος*, pertaining to a crystal]. Composed of crystals of microscopic size.



**Microcyst** (*mi'-kro-sist*) [μικρός, small; κύστος, cyst].  
 1. A cyst of diminutive size, or one derived from another. 2. The resting swarm-spore of certain fungi.  
**Microcyte** (*mi'-kro-sit*) [μικρός, small; κύτος, cell]. A small red blood-corpuscle.  
**Microcythemia** (*mi'-kro-si-the'-me-ah*) [μικρός, small; κύτος, cell; αίμα, blood]. Abnormal smallness of the red corpuscles of the blood, caused by certain poisons and diseases.  
**Microcytosis** (*mi'-kro-si-to'-sis*). Same as *Microcythemia*.  
**Microdactylia** (*mi'-kro-dak-till'-e-ah*) [μικρός, small; δάκτυλος, finger]. Abnormal smallness of the fingers.  
**Microdentism** (*mi'-kro-den'-tizm*). See *Microdontism*.  
**Microdont** (*mi'-kro-dont*) [μικρός, small; ὀδούς, tooth]. Having small teeth. See *Macrodont*.  
**Microdontism** (*mi'-kro-dont'-tizm*) [μικρός, small; ὀδούς, tooth]. Abnormal smallness of the teeth.  
**Microetiologic** (*mi'-kro-e-te-o-loy'-ik*) [μικρός, small; αἰτία, cause; λόγος, science]. Connected with the study of the causation of microorganismal diseases.  
**Microfarad** (*mi'-kro-far'-ad*). See *Farad* and *Electric Units*.  
**Microform** (*mi'-kro-form*) [μικρός, small; forma, form]. A microscopic object.  
**Microgenesis** (*mi'-kro-jen'-es-is*) [μικρός, small; γένεσις, origin]. Abnormally small development of a part.  
**Microgenia** (*mi'-kro-je'-ne-ah*) [μικρός, small; γένειον, chin]. Abnormal or congenital smallness of the chin.  
**Microgerm** (*mi'-kro-germ*) [μικρός, small; germen, seed, sprig]. A microbe; more properly, the spore of a microorganism.  
**Microglossia** (*mi'-kro-glos'-e-ah*) [μικρός, small; γλῶσσα, tongue]. Abnormal smallness of the tongue.  
**Micrognathia** (*mi'-kro-gna'-the-ah*) [μικρός, small; γνάθος, jaw]. Abnormal smallness of the jaws, especially of the lower jaw.  
**Microgonidium** (*mi'-kro-go-nid'-e-um*) [μικρός, small; γονή, generation, seed: pl., *Microgonidia*]. In biology, a relatively small-sized gonidium.  
**Microgram** (*mi'-kro-gram*) [μικρός, small; γράμμα, a Greek weight; gram]. A millionth part of a gram.  
**Micrograph** (*mi'-kro-graf*) [μικρός, small; γράφειν, to delineate]. A device for enabling one to draw sketches on a very small scale.  
**Micrography** (*mi'-kro-gra-fe*) [μικρός, small; γράφειν, to write]. A description of bodies that are studied under the microscope. See *Photo-micrography*.  
**Microgyria** (*mi'-kro-ji'-re-ah*) [μικρός, small; γῦρος, gyrus]. Smallness of the convolutions of the brain.  
**Microhistology** (*mi'-kro-his-to'-o-je*). Synonym of *Micristology*.  
**Microhm** (*mi'-kröm*) [μικρός, small; ohm]. The millionth part of an ohm.  
**Microkinesis** (*mi'-kro-kin-e'-sis*) [μικρός, small; κίνησις, motion]. A minor movement without definite purpose, especially in early infantile life; in children, any spontaneous act; in adults, fidgety movement, restlessness, as in sleep; post-epileptic action.  
**Microlentia** (*mi'-kro-len'-te-ah*) [μικρός, small; lens, lens]. The state of having an abnormally small crystalline lens.  
**Microliter** (*mi'-kro-le-ter*) [μικρός, small; λίτρα, a liter]. The millionth part of a liter.  
**Microolith** (*mi'-kro-lith*) [μικρός, small; λίθος, stone]. A microscopic calculus.  
**Micrology** (*mi'-krol'-o-je*) [μικρός, small; λόγος, a treatise]. A treatise on minute objects, especially microscopic objects.  
**Micromania** (*mi'-kro-ma'-ne-ah*) [μικρός, small; μανία, madness]. Delusion of belittlement; the impression that one's body, or some part of it, is or has become small, or that all objects around one are small.

**Micromazia** (*mi'-kro-ma'-ze-ah*) [μικρός, small; μάζος, breast]. Abnormal smallness of the mammae.  
**Micromelia** (*mi'-kro-me'-le-ah*) [μικρός, small; μέλος, limb]. Abnormal smallness of the limbs.  
**Micromelus** (*mi'-krom'-el-us*) [μικρός, small; μέλος, limb]. A single autistic monster of the species ectromelus, characterized by the presence of limbs that are normal in form but abnormally small.  
**Micromere** (*mi'-kro-mēr*) [μικρός, small; μέρος, a part]. In biology, one of the smaller blastomeres formed in the segmentation of certain ova; specifically, the "animal cell" of Rabl.  
**Micromeria** (*mi'-kro-me'-re-ah*) [μικρός, small; μέρος, a part]. A genus of labiate herbs. **M. douglassii**, the *Yerba buena* of the Pacific U. S., is a fragrant aromatic stimulant and anthelmintic. Unof.  
**Micromerology** (*mi'-kro-me-roll'-o-je*) [μικρός, small; μέρος, part; λόγος, science]. The science of anatomic segments.  
**Micrometer** (*mi'-krom'-et-er*) [μικρός, small; μέτρον, measure]. An instrument designed for measuring exceedingly small dimensions. **M., Eye-piece**, a micrometer to be used with the eye-piece or ocular. **M., Object or Objective**. See *M., Stage*. **M., Ocular**, a micrometer to be used with the ocular. See *Ocular*. **M., Stage**, a finely divided scale or rule on glass or metal for determining the magnification of a compound microscope.  
**Micrometric** (*mi'-krom-et'-rik*) [μικρός, small; μέτρον, measure]. Pertaining to the micrometer; measuring very minute distances, surfaces, or objects, as a micrometric screw, or hematoscope.  
**Micrometry** (*mi'-krom-et-re*) [μικρός, small; μέτρον, measure]. The determination of the size of objects by the aid of a micrometer. **M., Methods of Ocular**, are as follows: 1. By finding the value of a division of the ocular micrometer for each optic combination and tube-length used, and employing this valuation as a multiplier. Thus, if with a given optic combination and tube-length it required five divisions on the ocular micrometer to include the image of  $\frac{2}{3}$  mm. of the stage micrometer, then one space on the ocular would include  $\frac{1}{5}$  of  $\frac{2}{3}$  mm., or  $\frac{1}{15}$  mm.; and the size of any unknown object would be obtained by multiplying the number of divisions on the ocular micrometer required to include its image by the value of one space. 2. By finding the number of divisions on the ocular micrometer required to include the image of an entire millimeter of the stage micrometer, and using this number as a divisor. If five divisions of the ocular micrometer are required to include the image of  $\frac{1}{10}$  mm. on the stage micrometer, then it would require  $5 \div \frac{1}{10} = 25$  divisions on the ocular micrometer to include a whole mm. on the stage micrometer; then the number of divisions of the ocular micrometer required to measure an object divided by 25 would give the actual size of the object in millimeters or in a fraction of a millimeter. 3. By having the ocular micrometer ruled in millimeters and divisions of a millimeter, and then getting the size of the real image in millimeters. In employing this method a stage micrometer is used as an object, and the size of the image of one or more divisions is measured by the ocular micrometer. If the stage micrometer is ruled in  $\frac{1}{10}$  and  $\frac{1}{100}$  mm., and the ocular micrometer is ruled in millimeters and  $\frac{1}{15}$  mm., take  $\frac{2}{3}$  mm. on the stage micrometer as the object, and suppose it to require 10 of the  $\frac{1}{15}$  spaces, or 1 mm., to measure the real image; then the real image must be magnified  $\frac{1}{10} \div \frac{2}{3} = \frac{3}{20} = 5$  diameters. **M., Methods of Stage:** 1. By mounting the object upon a stage micrometer, and directly reading off the number of spaces covered by the object. 2. Divide the size of the image by the

magnification of the microscope. The elliptic nucleated red blood-corpusele of the *Necturus* makes a good object. If its long axis is 18 mm., and the magnification of the microscope is 400 diameters, the actual length of the axis would be 18 mm.  $\div$  400 = .045 mm. 3. By the use of a stage micrometer and camera lucida. Indicate by means of the camera lucida the outlines of the object to be measured. Replace the object with a stage micrometer. Note how many spaces are required to include the object. As the value of each space is known, the size of the object may be very readily computed.

**Micromillimeter** (*mi-kro-mil'-im-c-ter*) [μικρός, small; mille, thousand; μέτρον, measure]. 1. The one-thousandth part of a millimeter or the one-millionth part of a meter. It is the unit of certain microscopic measurements. It is called also *micron*. 2. The millionth part of a millimeter.

**Micrommatous** (*mi-krom'-at-us*) [μικρός, small; ὄμμα, eye]. Small-eyed.

**Micromyelia** (*mi-kro-mi-el'-le-ah*) [μικρός, small; μυελός, marrow]. Abnormal smallness of the myel, or spinal cord.

**Micron** (*mi'-kron*) [μικρός, small: *pl.*, *Microns* or *Micra*]. The millionth part of a meter or a thousandth of a millimeter, the generally accepted English form of Listing's mikron. It is the equivalent of  $\frac{1}{254000}$  of an English inch, and its symbol is  $\mu$ .

**Micronucleus** (*mi-kro-nu'-kle-us*) [μικρός, small; nucleus, a kernel]. A small or minute nucleus. In biology, Maupas' term for the *paranucleus*, or the *nucleolus* of other authorities.

**Microorchid** (*mi-kro-or'-kid*) [μικρός, small; ὄρχις, testicle]. Having very small testicles.

**Microorganic** (*mi-kro-or-gan'-ik*) [μικρός, small; ὄργανον, instrument]. Having the character of a micro-organism.

**Microorganism** (*mi-kro-or-gan-izm*) [μικρός, small; ὄργανον, instrument]. A term applied to a microscopic being of the animal or vegetable kingdom; in a special sense it is restricted to that vegetable group known as bacteria. See *Bacteria*, *Synonymatic Table of*.

**Micropanencephalus** (*mi-kro-pan-en-sef'-al-us*) [μικρός, small; πᾶν, all; ἐγκέφαλος, encephalon]. Lissauer's term for a skull in which the angle included between lines drawn from the hornion to the nasion and to the basion, respectively, is between 138° and 163°.

**Microparasite** (*mi-kro-par'-as-it*) [μικρός, small; παράσιτος, a parasite]. A parasitic bacterium or other microorganism.

**Micropathologic** (*mi-kro-path-o-loj'-ik*) [μικρός, small; πάθος, disease; λόγος, science]. Pertaining to micropathology.

**Micropathologist** (*mi-kro-path-ol'-o-jist*) [μικρός, small; πάθος, disease; λόγος, science]. One versed in micropathology.

**Micropathology** (*mi-kro-path-ol'-o-jé*) [μικρός, small; πάθος, disease; λόγος, science]. The study of minute pathologic changes; also, the scientific study of microorganisms in their relation to disease. Morbid histology.

**Microphage** (*mi'-kro-fāj*) [μικρός, small; φαγεῖν, to devour]. A small phagocyte. Metschnikoff's term for certain small free leukocytes at the margin of an erysipelatos patch of skin, and which he believes to have the power of destroying the infecting micrococci of the disease. (*Power and Sedgwick*.)

**Microphagist** (*mi-krof'-aj-ist*) [μικρός, small; φαγεῖν, to eat]. In biology, a feeder on microscopic organisms.

**Microphagocyte** (*mi-kro-fag'-o-sit*). See *Microphage*.

**Microphagus** (*mi-krof'-ag-us*) [μικρός, small; φαγεῖν, to eat]. A microphage.

**Microphone** (*mi'-kro-fon*) [μικρός, small; φωνή, sound]. An instrument that amplifies delicate or feeble sounds.

**Microphonia** (*mi-kro-fon'-ne-ah*) [μικρός, small; φωνή, voice]. A weak voice; feebleness of the voice.

**Microphotograph** (*mi-kro-fot'-to-graf*) [μικρός, small; φῶς, light; γράφειν, to write]. A very small or microscopic photograph of an object; in most cases the object is greatly reduced in the photograph, and must be looked at with a microscope. Cf. *Photo-micrograph*.

**Microphotography** (*mi-kro-fot'-to-gra-fe*) [μικρός, small; φῶς, light; γράφειν, to write]. The production of photographs of microscopic size, usually of large objects. These photographs must then be examined with a magnifier or microscope. In French and German this term is also employed for *Photo-micrography*, *q. v.*

**Microphthalmos** (*mi-kroff'-thal'-mos*) [μικρός, small; ὀφθαλμός, eye]. An abnormally small but otherwise healthy eye.

**Microphylline** (*mi-kro-fil'-in*) [μικρός, small; φύλλον, leaf]. In biology, possessing minute leaflets or scales.

**Microphyllous** (*mi-kroff'-il-us*) [μικρός, small; φύλλον, leaf]. In biology, having small leaves.

**Microphyte** (*mi'-kro-fit*) [μικρός, small; φυτόν, plant]. Any microscopic plant, especially one that is parasitic in habits.

**Microphytic** (*mi-kro-fil'-ik*) [μικρός, small; φυτόν, plant]. Pertaining to microscopic vegetable life.

**Micropia** (*mi-kro'-pe-ah*). See *Micropsia*.

**Micropiasia** (*mi-kro-pla'-ze-ah*) [μικρός, small; πλάσις, a molding]. Arrested development.

**Micropodous** (*mi-kro-pod'-o-dus*) [μικρός, small; ποῦς, foot]. Small-footed.

**Micropolariscope** (*mi-kro-po-lar'-is-kōp*) [μικρός, small; polaris, polar; σκοπεῖν, to view]. A polariscope used in connection with a microscope.

**Micropore, Microporus** (*mi'-kro-por, mi-kro-por'-us*) [μικρός, small; πόρος, a pore or passage]. In biology, any small pore, as in the heads of certain spermatozoa; specifically applied by Moseley to the smaller pores in the tegmenta of the shells of nearly all *Chitonidae*. Cf. *Megalopore*.

**Microprosopa** (*mi-kro-pro-so'-pah*) [μικρός, small; πρόσωπον, face]. Congenital smallness of the face.

**Micropsia** (*mi-krof'-se-ah*) [μικρός, small; ὄψις, sight]. An apparent diminution in the size of objects, supposed to result from changes in the retinal end-organs.

**Micropsychia** (*mi-kro-si'-ke-ah*) [μικρός, small; ψυχή, mind]. Weak-mindedness.

**Micropsychois** (*mi-kro-si-ko'-sis*) [μικρός, small; ψυχή, mind]. The inchoate thinking of infantile life; the spontaneous, disconnected, and half-suppressed thinking of later life; wandering, dreamy, or uncontrolled mental action.

**Micropus** (*mi-kro'-pus*) [μικρός, small; ποῦς, foot]. Abnormal smallness of a leg; a congenital defect.

**Micropyle** (*mi'-kro-pil*) [μικρός, small; πύλη, gate, orifice]. In biology, the small opening in an ovum or ovule through which the fertilizing particle may penetrate.

**Microrhabd** (*mi'-kro-rabd*) [μικρός, small; ῥάβδος, a rod, stick, wand]. In biology, a rhabdus-shaped microscle or flesh-spicule of a sponge.

**Microrrheometer** (*mi-kro-re-om'-et-er*) [μικρός, small; ρεῖν, to flow; μέτρον, measure]. An instrument for measuring liquids flowing through small tubes.

**Microrrhinia** (*mi-kro-rin'-c-ah*) [μικρός, small; ρίς, nose]. Congenital atrophy or smallness of the nose.

**Microscelus** (*mi-kros'-el-us*) [μικρός, small; σκέλος, leg]. Short-legged.

**Microscle** (*mi'-kro-skler*) [μικρός, small; σκληρός, hard]. In biology, a flesh-spicule of a sponge.



**Microsclerum** (*mi-kro-skle'-rum*) [μικρός, small; σκλερός, hard: *pl.*, *Microsclera*]. Same as *Microsclere*.

**Microscope** (*mi'-kro-skōp*) [μικρός, small; σκοπεῖν, to view]. An optic apparatus for giving an enlarged and distinct image of a minute and near object. **M.**, **Achromatic**, one in which, by proper lenses, the chromatic aberration is corrected. **M.**, **Achromatic Triplet**, a simple achromatic microscope consisting of one crown-glass and two flint-glass lenses cemented together. **M.**, **Binocular**, a microscope having divergent oculars, one for each eye, so that the object is seen with both eyes. **M.**, **Compound**, one that consists of two or more lenses or lens-systems, of which

ing-prism attached. **M.**, **Simple**, one consisting of one or more lenses or lens-systems acting as a single lens. The rays of light that enter the eye of the observer, after refraction through these lenses, proceed directly from the *object* itself. **M.**, **Tripod Magnifier**, a simple microscope mounted in a frame supported by three legs. **M.**, **Water-immersion**, one similar to the oil-immersion microscope, except that a drop of water is used instead of oil.

**Microscopic** (*mi-kro-skōp'-ik*) [μικρός, small; σκοπεῖν, to view]. Pertaining to the microscope; so small as to be invisible except with the aid of a microscope. **M.** **Slide**, **M. Slip**. See *Cover-glass*.

**Microscopist** (*mi-kro-skōp'-ist*) [μικρός, small; σκοπεῖν, to view]. One who is skilled or expert in the use of the microscope.

**Microscopy** (*mi-kro-skō-pe*) [μικρός, small; σκοπεῖν, to view]. The use of the microscope; microscopic study or observation.

**Microseme** (*mi'-kro-sēm*) [μικρός, small; σῆμα, sign, index]. Having a low index. See *Index*.

**Microsiphonula** (*mi-kro-si-fon'-u-lah*) [μικρός, small; σῆμα, a tube, pipe: *pl.*, *Microsiphonula*]. In biology, a larval stage of certain cephalopods.

**Microskopirack** (*mi-kro-sko-për'-lak*) [*Ger.*]. See *Mounting-media*.

**Microsoma** (*mi-kro-so'-mah*) [μικρός, small; σῶμα, body: *pl.*, *Microsomata*]. In biology, small chromatin-granules in the cell-nuclei; aggregated they form the "merits" of Böhm, and the "ancestral germ-plasms" or "ids" of Weismann.

**Microsomatia** (*mi-kro-so-ma'-she-ah*). Synonym of *Microsoma*.

**Microsomia** (*mi-kro-so'-me-ah*) [μικρός, small; σῶμα, body]. An arrest of growth resulting in a dwarfing of the whole body.

**Microspectroscope** (*mi-kro-spek'-tro-skōp*) [μικρός, small; spectrum, spectrum; σκοπεῖν, to view]. A direct-vision spectroscope-prism in connection with the ocular of a microscope, by the use of which it is possible to examine the absorption-bands of a substance in minute quantities. The usual arrangement is a series of glass prisms in a small tube which is attached above the ocular.

**Microsphyctous** (*mi-kro-sfik'-tus*) [μικρός, small; σφύξις, pulse]. Having a small pulse.

**Microsphyxia** (*mi-kro-sfiks'-e-ah*) [μικρός, small; σφύξις, pulse]. Weakness or smallness of the pulse.

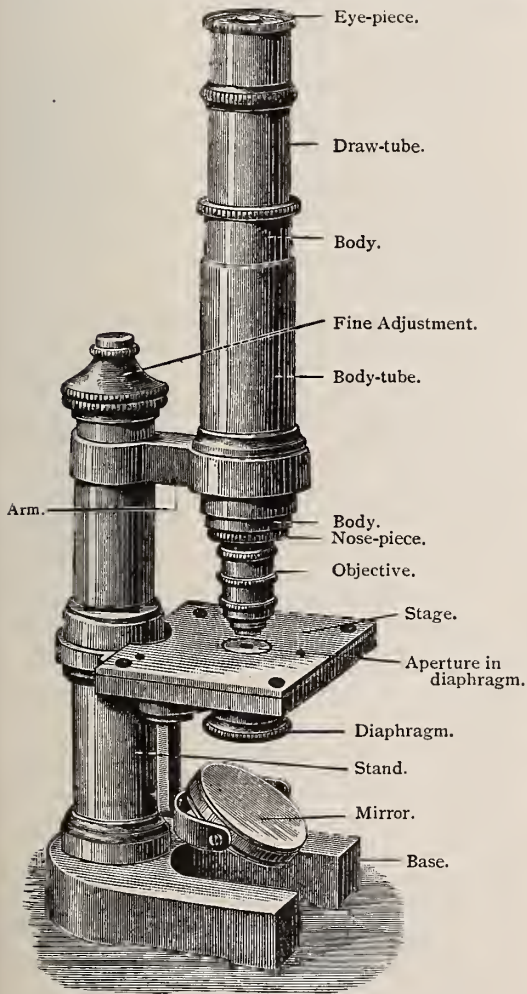
**Microsplanchnus** (*mi-kro-splangk'-nus*) [μικρός, small; σπλάγχνον, viscus]. Having small viscera.

**Microsporangium** (*mi-kro-spo-ran'-je-um*) [μικρός, small; σπόρος, seed; ἄγγειον, vessel: *pl.*, *Microsporangia*]. In biology, a sporangium that produces microspores.

**Microspore** (*mi'-kro-spor*) [μικρός, small; σπόρος, seed]. In biology: (a) an asexually-produced spore of relatively small size, as in the *Rhizocarpe*, *Selaginella*, *Isoetes*; (b) One form of *anisospore* among the colonial *Radiolarians*.

**Microsporidia** (*mi-kro-spo-rid'-e-ah*) [μικρός, small; σπόρος, seed]. A genus of *sporidia*, a class of the sporozoa. They occur as parasites in the muscles of the frog, the marsh-tortoise, in worms and insects. In silkworms they are held by some to be the cause of *Pébrine*, *q. v.*

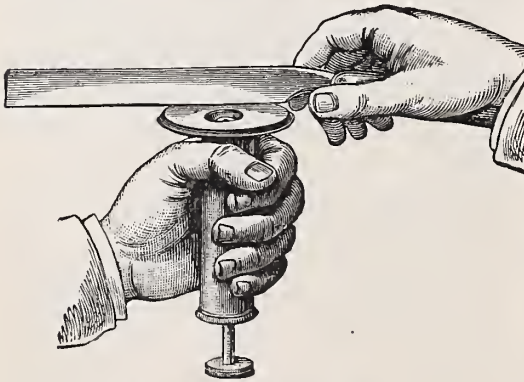
**Microsporon** (*mi-kro-spo'-ron*) [μικρός, small; σπόρος, seed]. A fungus to which several diseases of the skin and hair are believed to be due. **M. audouini**, the cause of *Pelade*, a disease of the hair-covered skin. **M. furfur**. See *Tinea versicolor*. **M. malassezii**, the specific fungus of pityriasis versicolor. **M. mentagrophytes**, the cause of *mentagra*, *q. v.* **M. mi-**



PRINCIPAL PARTS OF THE MICROSCOPE.  
(Half natural size.)

one, the objective, placed near the object, gives an enlarged and inverted real image. The other, the ocular, acting like a simple microscope, gives an enlarged virtual image of the real image. **M.**, **Erecting**, one in which the image is made erect by means of a prism placed above the objective. **M.**, **Oil-immersion**, a compound microscope of which the free surface of the objective is immersed in a drop of oil placed on the cover-glass. **M.**, **Polarizing**, one with a polariz-

- nutissimum**, a species found in the groin and axilla, causing an eruption. See *Erythrasma*.
- Microstat** (*mi'-kro-stat*) [*μικρός*, small; *στατός*, fixed]. A stage and finder, for attachment to a microscope.
- Microsthenic** (*mi'-kro-sthen'-ik*) [*μικρός*, small; *σθένος*, power]. Having feeble muscular power.
- Microstoma** (*mi'-kro-sto'-mah*) [*μικρός*, small; *στόμα*, mouth]. Abnormal smallness of the mouth.
- Microstomatous** (*mi'-kro-sto'-mat-us*) [*μικρός*, small; *στόμα*, mouth]. Small-mouthed.
- Microstome** (*mi'-kro-stōm*) [*μικρός*, small; *στόμα*, a mouth]. In biology, a small mouth or orifice.
- Microstomous** (*mi'-kros'-to-mus*). Synonym of *Microstomatous*.
- Microstructure** (*mi'-kro-struk'-chār*) [*μικρός*, small; *structura*, a structure]. Microscopic structure.
- Microstylospore** (*mi'-kro-sti'-lo-spor*) [*μικρός*, small; *σῦλος*, a pillar; *σπόρος*, a seed]. In biology, a relatively small stylospore.
- Microstylous** (*mi'-kro-sti'-lus*) [*μικρός*, small; *σῦλος*, a pillar]. In biology, applied to short-styled flowers; having long stamens.
- Microsyphilionthus** (*mi'-kro-sif-il-e-on'-thus*) [*μικρός*, small; *syphilis*, syphilis]. A small syphilid.
- Microtasmeter** (*mi'-kro-tas-in'-et-er*) [*μικρός*, small; *τάσις*, stretching; *μέτρον*, measure]. An instrument used in ascertaining small pressures.
- Microtesia** (*mi'-kro-te'-æ-ah*) [*μικρότης*, smallness]. Congenital smallness of part of the body.
- Microtia** (*mi'-kro'-she-ah*) [*μικρός*, small; *οὖς*, ear]. Abnormal smallness of the external ear.
- Microtome** (*mi'-kro-tōm*) [*μικρός*, small; *τομή*, a cutting]. An instrument for making thin sections for microscopic examination. The microtomes of Schanze, Rutherford, Hamilton, Williams, Lewis, Jung, Leiter, Ryder, Minot, Ranvier, and Cathcart are the most



RANVIER'S HAND MICROTOME.

- used. **M., Freezing**, one in which the tissue is frozen, in order to secure the hardness required for properly cutting sections. **M., Hand**, one consisting of a hollow cylinder in which the specimen is imbedded, and the operation of which is carried out by hand. **M., Immersion**, one that permits of cutting the sections beneath the surface of alcohol. **M., Rocking**, for cutting sections in series. **M., Sliding**, one in which the cutting knife operates by a sliding movement.
- Microtommist** (*mi'-krot'-o-mist*) [*μικρός*, small; *τομή*, a cutting]. One who cuts sections with the microtome.
- Microtomy** (*mi'-krot'-o-me*) [*μικρός*, small; *τομία*; *τέμνειν*, to cut]. In biology, the art of section-cutting, or preparing tissues for histologic investigation.

- Microtrophous** (*mi'-krot'-ro-fus*) [*μικρός*, small; *τροφή*, nourishment]. Under-fed; containing little nourishment.
- Micro-volt** (*mi'-kro-vōlt*). See *Electric Units*.
- Microzooid** (*mi'-kro-zo'-oid*) [*μικρός*, small; *ζῶον*, an animal; *εἶδος*, form]. In biology, applied to certain small, free, swimming zooids among the *Forficellidæ*.
- Microzoon** (*mi'-kro-zo'-on*) [*μικρός*, small; *ζῶον*, an animal; *pl.*, *Microzoa*]. In biology, any microscopic animal; an animalcule.
- Microzoöspore** (*mi'-kro-zo'-o-spōr*) [*μικρός*, small; *ζῶον*, an animal; *σπορά*, seed]. In biology, a relatively small zoöspore.
- Microzymatous** (*mi'-kro-zī'-mat-us*) [*μικρός*, small; *ζῆμη*, leaven]. Of the nature of, or caused by, a microzyme; zymotic.
- Microzyme** (*mi'-kro-zīm*) [*μικρός*, small; *ζῆμη*, leaven]. Any one of those microorganisms, or particles of living matter, which according to the theory of Béchamp, are the real agents of the functions of the organism, and the perversion of whose function constitutes disease. They secrete a ferment, *Zymase*, which in disease is transformed into pathogenic substances.
- Miction** (*mik'-shun*) [*mictio*, urination]. The act of voiding the urine.
- Mictypous** (*mik-top'-e-us*) [*μικτός*, mixed; *πύον*, pus]. Mixed with pus.
- Micturition** (*mik-tu-rish'-un*) [*micturitis*; *micturire*, to pass water]. The act of passing urine.
- Mid** [ME., *mid*, middle]. Middle. **M.-brain**. Synonym of *Mesencephalon*. **M.-facial**, pertaining to the middle of the face. **M.-frontal**, pertaining to the middle of the forehead. **M.-f. Process**, in the embryo, the central one of the three plates forming the fronto-nasal process. **M.-gut**. See *Mesogaster*. **M.-head**. See *Centriciput*.
- Middle** (*mid'-l*) [ME., *middel*, middle]. Mean; equally distant from the extremities. **M. Commissure**, the medicommissure, *q. v.* **M. Oil**, the second main fraction in the coal-tar distillation process. It is collected between 170° C. and 230° C., yielding upon further treatment two very important and valuable products, namely, liquid and solid carbolic acid and naphthalene.
- Midriff**. See *Diaphragm*.
- Midwife**. A female obstetrician; a female nurse who attends women in childbirth.
- Midwifery**. See *Obstetrics*.
- Miescher's or Miescherian Sacs, Tubes or Utricles**. Sausage-shaped Porosperm-tubes or saccules, found occasionally in immense numbers in the muscles of pigs, cattle, sheep, mice and fowls, but never in man. See under *Parasites (Animal)*, *Table of*. See *Utricle*.
- M.'s Tubes**. See *M.'s Sacs*.
- Migraine** (*me'-grān*) [Fr.]. A paroxysmal, usually unilateral headache associated with gastric, vaso-motor, and visual symptoms. There is sharp pain most frequently in the temporo-frontal region of one side, with general hyperesthesia of the affected surface. There is photophobia; nausea and vomiting are common. The face may be pale or flushed. The disease may be hereditary, is often associated with anemia, overwork, dyspepsia, eye-strain, menstrual disorders, and other conditions. By some it is regarded as the sensory analogue of epilepsy. See *Hemicrania* and *Mégrim*.
- Migrainous** (*me'-grat'-nus*) [Fr., *migraine*]. Of the nature of, or associated with, migraine.
- Migration** (*mi'-grat'-shun*) [*migratio*; *migrare*, to wander]. In zoölogy, the periodic departure of certain animals, especially birds, from one to another climate. **M., External** (of the *Ovum*), the passage of



the ovum from an ovary to the tube of the opposite side. **M., Internal** (*of the Ovum*), the passage of the ovum through the tube related to the ovary from which the ovule was discharged, into the uterus and across into the opposite tube. **M. of Ovum**, its passage from the ovary to the Fallopian tube. **M. of White Corpuscles**, one of the phenomena of inflammation, consisting in the passage of the white corpuscles of the blood through the vessel-wall.

**Migratory** (*mi'-grat-o-re*) [*migrare*, to wander]. Characterized by wandering, or changing locality.

**M. Pneumonia**. See *Pneumonia migrans*.

**Mika Operation** (*mi'-kah*) [African]. A method in vogue among certain African tribes for the purpose of preventing impregnation. It consists in the formation of a permanent urethro-perineal fistula in the male.

**Mikrantrus** (*mi'-kran'-trus*). See *Micrantrus*.

**Mikrencephalus** (*mi'-kren-sef'-al-us*). See *Micrencephalus*.

**Mikrenocranus** (*mi'-kren-kra'-nus*). See *Micrenocranus*.

**Mikro-** (*mi'-kro-*). See *Micro-*.

**Mikron** (*mi'-kron*). Same as *Micron*.

**Mikulicz Drain**. A method of draining the abdominal cavity after operation. A piece of iodoform-gauze, with a string tied to its center, is placed in the cavity, and into this improvised sac considerably more gauze is packed. Pressure is thus induced while the capillary action of the sac secures drainage.

**Mil** [*mille*, a thousand]. The one-thousandth part of an inch. **M., Circular**, the area of a circle the one-thousandth of an inch in diameter.

**Mildew** (*mil'-du*) [ME., *mildewe*, mildew]. The common name for any one of a number of minute fungi destructive to living plants and dead vegetable substances, as cloth and paper. The name is most properly applied to: (1) The *Erysiphe*, or powdery mildews, which are parasitic upon living plants of many natural orders. Among the best known and most destructive is the vine mildew, or powdery mildew of the grape, *Oidium tuckeri*, Berk, a native of America, where alone it produces its perithecial form, described as *Erysiphe spiralis*, or *Uncinula ampelopsidis*, the conidial form only being known in Europe. The mildew infesting Compositeæ, Plantago, Verbasum, Labiatae, is *Erysiphe lamprocarpa*; that of grasses, *E. graminis*; that of Umbelliferae, clover, lucern, lupines, etc., *E. martii*; that of Polygonum, Rumex, Convolvulus, Dipsacus, Lathyrus, Delphinium, Aquilegia, Ranunculus, *E. communis*; that of the various species of Prunus, *Podosphaera kunzei*; and that of hops and other plants, *P. castagnei*; (2) The *Peronosporae*, or downy mildews, among which are a large number of well-known parasites, such as the American downy mildew of the grape, *Peronospora viticola*; that of the Umbellifera, *P. nivea*; that of Cruciferae, cabbages, etc., *P. parasitica*; that of onions, *P. schleideniana*; that of violets, *P. violæ*; that of "potato rot," *Phytophthora infestans*, which, according to Bennett and Murray, first appears, as a rule, on the green leaves of the potato-plant in July or August, the sporangio-phores emerging through the stomates. Sporangia are formed, under favorable conditions, in a few hours, and are carried by the wind to other potato-leaves, where they produce zoöspores or germ-tubes, in drops of water formed by dew or rain; the germ-tubes penetrate the epiderm, setting up fresh growths of mycelium in new plants, and thus the disease is propagated; countless numbers of such propagating cells, each potentially the mother of a number of zoöspores, may thus be set free from a few diseased plants, and the spread of infection and destruction of

tissue in warm, moist weather is almost inconceivably rapid. The disease extends to all parts of the plant, including the tubers, in which the mycelium often remains in a resting condition throughout the winter, a fresh start being made in the spring. For treatment, spraying with Bordeaux mixture, alone or in combination with solutions of ammoniacal carbonate of copper, sulphate of copper, sulphate of iron, etc., have been employed.

**Milfoil** (*mil'-foil*). See *Achillea*.

**Miliaria** (*mil'-e-a'-re-ah*) [*miliūm*, millet]. Prickly heat; an acute inflammatory disease of the sweat-glands, the lesions consisting of pin-point or larger-sized vesicles and papules, accompanied by a pricking or tingling sensation. It runs an acute or subacute course, and is followed by slight desquamation. Relapses are common. **M. alba**. See *M. crystallina*. **M. crystallina**, a variety of *miliaria* in which the sweat accumulates under the superficial horny layers of the epidermis to form small, clear, transparent vesicles. It is also called *Sudamina crystallina*. These lesions are principally found on the neck, chest, back, and abdomen; they form rapidly, but do not increase in size, nor do they coalesce. They are followed by slight desquamation. Sometimes their contents become cloudy, milky, or semi-puriform in character (*Miliaria alba*). **M. lactea**, a form occurring in puerperal women. **M. papulosa**, a variety of *M. rubra*. It is the well-known "prickly heat." **M. puerperalis**, **M. puerperarum**, a form occurring in lying-in women, especially in conditions of septic infection. **M., Red Gum**. See *M. strophulus*. **M. rubra**, a form of *miliaria* in which there is an inflammation of the tissues surrounding the sweat-glands, secondary to the retention of sweat. There is redness and itching; the eruption is very copious and thickly set, so that the skin assumes a vividly red color. **M. strophulus**, a form occurring in nursing infants, due to excessive swathing. **M. vesiculosa**. Same as *M. rubra*.

**Miliariform** (*mil'-e-ar'-if-orm*). Synonym of *Miliary*.

**Miliary** (*mil'-e-a-re*) [*miliūm*, millet]. Of the size of a millet-seed. **M. Fever**. See *Fever*. **M. Tubercles**, tubercular nodules of very small size, usually present in large numbers, as in miliary tuberculosis. See, also, *Grutum*. **M. Tuberculosis**. See *Tuberculosis*.

**Military Fever**. See *Typhus Fever*. **M. Medicine**, or **Surgery**, the treatment of the diseases and wounds to which soldiers and sailors are liable.

**Milium** (*mil'-e-um*) [*miliūm*, millet-seed]. *Grutum*; *Strophulus albidus*. A skin-disease characterized by the formation of small, roundish, whitish, sebaceous, non-inflammatory elevations, situated just beneath the epidermis. They are found mainly on the face, eyelids, and foreheads of elderly persons, and may exist in immense numbers. They may undergo calcification, giving rise to *cutaneous calculi*. **M., Amyloid**. Synonym of *Molluscum contagiosum*, q. v. **M., Colloid**, a rare skin-disease characterized by the presence, especially on the bridge of the nose, forehead, and cheeks, of minute, shining, flat, or slightly raised lesions of a pale-lemon or bright-lemon color. It is a form of colloid degeneration of the skin, affecting persons of middle or advanced age.

**Milk** [ME., *milc*, milk]. The secretion of the mammary glands of Mammalia, consisting of water, casein, albumin, fat, milk-sugar, and salts. Cream consists mainly of the fats that rise to the surface of the milk. Skim-milk is the residue left after the removal of the cream. Buttermilk is cream from which the fatty matter has been removed. The sp. gr. of good

milk varies from 1.027 to 1.034. It should contain not less than 10 per cent. of cream. The reaction of milk, when first secreted, is alkaline, but it becomes acid on standing, as a result of fermentative processes. The relative proportion of the constituents in milk of different animals may be seen from the appended table of analyses from Wynter Blyth, 1882:—

	FAT.	CASEIN.	ALBUMIN.	MILK-SUGAR	ASH.	TOTAL SOLIDS.	WATER.
Human milk,	2.90	2.40	0.57	5.87	0.16	12.00	88.00
Cow's milk,	3.50	3.98	0.77	4.00	0.17	13.13	86.87
Camel's milk,	2.90	3.84		5.66	0.66	13.06	86.94
Goat's milk,	4.20	3.00	0.62	4.00	0.56	12.46	87.54
Ass's milk,	1.02	1.09	0.70	5.50	0.42	8.83	91.17
Mare's milk,	2.50	2.19	0.42	5.50	0.50	11.20	88.80
Sheep's milk,	5.30	6.10	1.00	4.20	1.00	17.73	82.27

Fleischmann gives the computation of the several parts of cow's milk as follows:—

	WATER.	FAT.	CASEIN.	ALBUMIN.	MILK-SUGAR.	ASH.
Whole milk.,	87.60	3.98	3.02	4.40	4.30	0.70
Cream, . . .	77.30	15.45	3.20	0.20	3.15	0.70
Skim-milk, .	90.34	1.00	2.87	0.45	4.63	0.71
Butter, . . .	14.89	82.02	1.97	0.28	0.28	0.56
Buttermilk,	91.00	0.80	3.50	0.20	3.80	0.70
Curd, . . . .	59.30	6.43	24.22	3.53	5.01	1.51
Whey, . . . .	94.00	0.35	0.40	0.40	4.55	0.60

**M.-abscess**, a mammary abscess. **M., Artificial Mother's**, cow's milk so prepared as to resemble in composition human milk. **M.-bath**. See *Bath*. **M.-blotch**. See *Crusta lactea*. **M., Blue**, a change in color of milk due to the development of the *Bacillus cyanogenus*. See *Bacteria*, *Synonymatic Table of*. **M., Butter**. See *Milk*. **M., Condensed**, the milk of cows from which a large part of the water has been evaporated and sugar added. **M.-crust**, a term for vesicular eczema in children. The same as milk-blotch. **M.-curdling Ferments**. See *Ferments*. **M.-cure**, the method of treating certain diseases by an exclusive diet of skim-milk. It is of service in dropsies of all kinds, obstinate intestinal neuralgias, incorrigible dyspepsias with grave disturbances of nutrition, hepatic disorders, asthma due to pulmonary catarrh and emphysema, hysteric and hypochondriac states associated with serious disturbances of nutrition, and in disorders of nutrition dependent on chronic catarrh of the stomach and intestine. **M.-cyst**, a peculiar and rare cystic tumor of the mammary gland. It is probably the result of extravasation of milk. The contained milk may become inspissated. **M., Deficiency of**. See *Agalactia*. **M.-duct**, a

galactophorous duct. **M., Excessive Secretion of**. See *Galactorrhoea*. **M.-fever**, certain phenomena, possibly with a slight rise of temperature, attending the establishment of the secretion of milk. It is due to a slight degree of septic intoxication. The term was formerly applied to all febrile exacerbations following parturition, and was often used synonymously with child-bed or puerperal fever. See, also, *Galactopyretus*. **M.-globule**, a globule of oil of the kind seen in freshly drawn milk. **M., Green**, colostrum. **M., Human**. See *Human*. **M.-leg**. See *Phlegmasia alba dolens*. **M.-maid's Cramp**. See *Cramp*. **M., Male**, the seminal fluid. **M.-molar**, any deciduous molar tooth. **M.-nurse**, a wet-nurse. **M.-plasma**, the whey, or plasma of milk, seen when the casein and butter have been removed. **M.-pump**. See *Breast-pump*. **M.-punch**, a nutritious preparation made by adding brandy, whiskey, or rum, to milk in the proportion of about one to four or six parts, and flavoring with sugar and nutmeg. **M.-rice Culture-medium**: to 100 parts by weight of finely powdered rice add 210 parts by measure of a 3 to 1 mixture of milk and bouillon. Beat together and sterilize. **M.-scab**. Same as *M.-blotch*. **M.-scall**. See *Porrigio larvalis*. **M.-sickness**, an epizootic disease of cattle, communicable to persons who drink their milk or eat their flesh. It is marked by "trembles," or chills, vomiting, and a disordered state of the functions of the alimentary canal. **M., Skim**. See *Milk*. **M.-spots**, small, opaque, white spots of thickened pericardium resulting from a localized inflammation. These spots may sometimes be the result of slow sclerotic changes occurring in old age. **M.-sugar**. See *Lactose*. **M., Teeth**, the teeth of the first dentition; deciduous or temporary teeth. **M.-tester**, a lactometer. **M.-thrush**. Synonym of *Aphtha*. **M.-vessel**, in biology, one of the tubes in which a milky fluid is secreted. **M.-weed**, silk-weed. The root of *Asclepias cornuti*, with properties similar to those of *A. tuberosa*. It is a popular cure-all. Dose of the fld. ext.  $\text{m}\text{x}-\text{z}\text{j}$ . Unof. **M., Witches'**, colostrum; also milk secreted by the male breast.

**Milker's Cramp**, or **Spasm**. See *Cramp*.

**Millecoulomb** (*mil-koo'-lōm*) [*mille*, one thousand; *Coulomb*]. One one-thousandth part of a coulomb.

**Miller, Bacillus of, M., Spirillum of**. See *Bacteria*, *Synonymatic Table of*. **M.-Lewis Bacillus**. A comma-bacillus found in the human mouth. Cf. *Bacillus dentalis viridans*, under *Bacteria*, *Synonymatic Table of*.

**Miller's Asthma**. See *Laryngismus stridulus* and *Diseases*, *Table of*.

**Millers' Eczema**. A form of eczema of the hands, occurring in millers, from the irritation of the flour.

**M.s' Lung**, a form of *Pneumonokoniosis*.

**Millet-seed Rash**. Synonym of *Miliaria*.

**Mill-grinders' Phthisis**. See *Pneumonokoniosis*.

**Milliampère** (*mil-e-om'-pär-ahzh*) [*mille*, a thousand; *Ampère*, a French scientist]. The expression of electric current-strength in milliampères.

**Milliampère** (*mil-e-om'-pär*) [*mille*, thousand; *Ampère*, a French scientist]. One-thousandth of an ampère, = 1 volt divided by 1000. See also *Ampère*.

**Milliampèremeter** (*mil-e-om'-pär-me-ter*) [*mille*, thousand; *Ampère*, a French scientist; *μέτρον*, measure]. An instrument for measuring the strength of an electric current.

**Milligram** (*mil'-ig-ram*). See *Metric System*.

**Milliliter** (*mil'-il-e-ter*). See *Metric System*.

**Millimeter** (*mil'-im-e-ter*). See *Metric System*.

**Milliweber** (*mil'-e-web-er*). Same as *Milliampère*.



**Millon's Reagent.** A reagent made by dissolving 10 grams of mercury in 20 grams of nitric acid, diluting the solution with an equal volume of water, and decanting in twenty-four hours. Proteids warmed in contact with the reagent at a temperature of 70° C. yield a purple-red color. See *Tests, Table of*.

**Millstone-makers' Phthisis.** A form of pneumokoniosis due to the inhalation of fine particles in the manufacture of millstones.

**Mill-tooth.** A grinder; a molar tooth.

**Milman's Drink.** A diuretic for use in dropsy. It consists of a solution of ½ ounce of potassium bitartrate in two pounds of barley-water, with one or two fluid ounces of brandy added.

**Milori Blue.** Same as *Berlin Blue*.

**Milphæ** (*mīl'-fē*) [*μῖλφα*, falling of the hair of the eyelids]. Same as *Milphosis*.

**Milphosis** (*mīl'-fō'-sis*) [*μῖλφοσις*, baldness]. Baldness of the eyebrows.

**Milt** [a corruption of *milk*]. The spermatic organ or spermatic fluid of fishes, oysters, and other of the lower animals. See also *Spleen*. **M.-waste.** See *Asplenium*.

**Miltosis** (*mīl'-tō'-sis*). Same as *Milphosis*.

**Milzbrand** (*mīlts'-brant'*) [Ger.]. Synonym of *Anthrax*, *q. v.*

**Mimesis** (*mīm-e'-sis*) [*μῖμησις*, imitation]. In biology, mimicry; the simulation by an organism of some other organism or its environment.

**Mimetic** (*mīm-et' ik*) [*μῖμησις*, imitation]. Imitative; mimic.

**Mimetism** (*mīm'-et-izm*). Same as *Mimesis* and *Mimicry*.

**Mimic** (*mīm'-ik*) [*μυμικός*, from *μῖμος*, an actor]. Imitative simulating. **M. Aneurysm.** See *Phantom Aneurysm*. **M. Labor**, false labor. **M. Spasm**, habit-spasm, or convulsive tic.

**Mimicism** (*mīm'-iz-izm*) [*μῖμησις*, imitation]. Neuro-pathic imitation of words, gestures, etc.

**Mimicry** (*mīm'-ik-re*) [*μῖμος*, an imitator: *pl.*, *Mimicries*]. Imitation. In biology, an imitative resemblance of one organism to another. The utilization by an organism of false warning or signaling colors for the repelling of enemies by the deceptive suggestion of some unpleasant or dangerous quality, or for attracting prey by the deceptive appearance of something attractive to them. Even foreign objects commonly associated with some well-defended and aggressive species may be mimicked by a comparatively defenseless form. (Poulton).

**Mimimation** (*mīm-a'-shun*) [Ar., *mim*, the name of the letter *m*]. The unduly frequent use of the sound of the letter *m* in speech.

**Mimochasmesis** (*mīm-o-kaz-me'-sis*) [*μυμεισθαι*, to imitate; *χάσμησις*, yawning]. Imitative yawning.

**Mimography** (*mīm-og'-ra-fē*) [*μυμεισθαι*, to imitate; *γράφειν*, to write]. Sign-language used by deaf-mutes.

**Mimosa-bark** (*mī-mo'-sah*) [*μῖμος*, a mimic]. Wattle; the bark of numerous species of *Acacia* (*A. decurrens* and *A. dealbata*) from Australia and Tasmania, containing from 24 to 30 per cent. of mimotannic acid. It is used in leather-manufactures, and makes a red leather. It is generally used in admixture.

**Mimosis** (*mīm-o'-sis*). Same as *Mimesis*.

**Mimotannic Acid** (*mīm-o-tan'-ik*). See *Cutch*.

**Mimotype** (*mīm'-o-tīp*) [*μῖμος*, a mimic; *τύπος*, form]. In biology, a form distantly resembling another and fulfilling similar functions; the representative in one country of a type or form found in another.

**Mind** (*mīnd'*) [ME., *mind*, *mind*]. The understanding. The reasoning and intellectual faculties considered as a whole. **M.-blindness**, a form of aphasia

in which, although the patient is perfectly able to see, no intellectual impression is conveyed to his mind by the object seen. This condition is also called *Visual Amnesia*. **M.-cure**, the alleged cure of disease through mental operations. **M.-curer**, one who professes to cure disease by acting directly upon the mind of the patient. **M.-deafness**, a form of aphasia in which sounds, though heard and perceived as such, awaken no intelligent conceptions. This condition is also called *Auditory Amnesia*. **M.-healer**. Same as *M.-curer*. **M.-reading**, the perception of another's thoughts and feelings by a direct and occult process. **M.-sick**, insane.

**Mindererus, Spirit of.** See *Ammonii acetatis, Liq.*

**Miner's Anemia.** A disease of coal-miners due in part to the choke-damp, or ethylene which they breathe. **M.'s Asthma.** See *Anthracosis*. **M.'s Cachexia.** See *Ankylostomiasis*. **M.'s Disease.** Same as *M.'s Elbow*. **M.'s Elbow**, enlargement of the bursa over the olecranon, due to irritation while working and lying on the side. **M.'s Lung.** Same as *Anthracosis*. **M.'s Nystagmus.** See *Nystagmus*. **M.'s Phthisis**, anthracosis; a chronic affection of the lungs due to the constant inhalation of coal-dust; it is attended with cough and dyspnea, and with a black discoloration of the pulmonary tissues. It is designated by various other names. The process often ends in tuberculosis.

**Mineral** (*min'-er-al*) [*minera*, a mine]. Any inorganic chemic compound found in nature. The word is usually limited to the solid inorganic compounds. **M.-blue.** See *Pigments, Conspectus of*. **M. Colza Oil.** See *Burning Oil*. **M.-gray.** See *Pigments, Conspectus of*. **M.-green.** Same as *Paris-green*. **M.-lake.** See *Pigments, Conspectus of*. **M. Oil**, petroleum. **M.-orange.** See *Pigments, Conspectus of*. **M. Pitch**, bitumen. **M.-purple.** See *Pigments, Conspectus of*. **M. Sperm.** See *Burning Oil*. **M. Water**, water naturally or artificially impregnated with mineral salts or oxids. A classified list of the springs of the United States will be found in the appendix of the author's "Student's Medical Dictionary." The general classes into which the springs are grouped indicate the therapeutic actions of the waters. Analyses of typical examples of each class are there given in full; of the rest, the active ingredients are indicated by the chemic formulæ. Alkaline and carbonated springs are usually hot. Saline and sulphur springs may be either hot or cold. Silicious springs are always hot. **M. Wax.** See *Ozocerite*. **M.-white.** Same as *Permanent-white*. **M.-yellow.** Same as *Cassel Yellow*.

**Mineralogy** (*min-er-al'-o-je*) [*minera*, a mine; *λόγος*, science]. The science, or a scientific account, of minerals.

**Mineromphitis** (*min-er-o-mef-i'-tis*) [*minera*, mine; *mephitis*, a noxious exhalation]. Mephitic gas, or miasm from mines; choke-damp.

**Miniate** (*min'-e-āt*) [*minium*, red lead]. Vermilion-colored.

**Minim** (*min'-im*) [*minus*, dim. of *minus*, little]. The one-sixtieth of a fluid dram. Symbol, *℥*.

**Minimeter** (*min'-im-e-ter*) [*minim*, minim; *μέτρον*, measure]. An apparatus for measuring liquids in minims.

**Minimetric** (*min-im-et'-rik*) [*minim*, minim; *μέτρον*, measure]. Pertaining to measurement in mining. **M. Method**, a method of estimating CO<sub>2</sub> in the air. See *Ventilation*.

**Minium** (*min'-e-um*) [L., *min*, or *minium*, red lead]. Red oxid of lead, Pb<sub>3</sub>O<sub>4</sub>; used formerly in plasters. See also *Pigments, Conspectus of*.

**Minor** (*mi'-nor*) [L., "less"]. 1. Less; lesser; smaller. 2. An individual under legal age; one under the authority of parents or guardians. **M. Surgery.** See *Surgery, Minor*.

**Minoration** (*mi-nor-a'-shun*) [*minorare*, to make smaller]. Gentle purgation, or emesis.

**Minorative** (*mi'-nor-a-tiv*) [*minorare*, to make smaller]. 1. Effecting minoration. 2. A gently purgative remedy.

**Minot's Theory.** See *Heredity*.

**Mint.** See *Mentha*. **M.-worts.** See *Labiata Plants*.

**Minutio** (*min-u'-she-o*) [L.]. Synonym of *Minoration*.

**M. morrachi.** An old method of reducing the strength of young men by venesection or other derivative means, in order to exert an anaphrodisiac influence.

**Minythesis** (*min-ith-e'-sis*) [*μυνήσις*, decrease]. Lysis; the stage of decrease in an attack of disease.

**Mioangioneurosis** (*mi-o-an-je-o-nu-ro'-sis*) [*μειών*, lesser; *ἀγγείον*, vessel; *νεῦρον*, nerve; *νόσος*, disease]. A nervous disorder of the smaller blood-vessels; a vaso-motor or vaso-inhibitory disturbance.

**Miocardia** (*mi-o-kar'-de-ah*) [*μειών*, less; *καρδία*, heart]. The systolic diminution of the volume of the heart. See *Auxocardia*.

**Miocatantitis** (*mi-o-kat-an'-tis*) [*μειών*, lesser; *κατάντης*, sleep]. Lissauer's term for a skull in which the angle formed between the radius fixus and the line joining the hornion and the staphylion is between 23° and 45°.

**Miokatantitis** (*mi-o-kat-an'-tis*). See *Miocatantitis*.

**Miophylly** (*mi-off'-il-e*) [*μειών*, less; *φύλλον*, a leaf]. In biology, the diminution by suppression of the number of leaves in a whorl.

**Miopragia** (*mi-o-pra'-je-ah*) [*μειών*, less; *πράσσειν*, to do]. Diminished functional activity.

**Miopragic** (*mi-o-praj'-ik*) [*μειών*, less; *πράσσειν*, to do]. Resulting from too little activity.

**Miosis** (*mi-o'-sis*) [*μειωσις*; *μειών*, less]. 1. Contraction or decrease in the size of an organ, especially of the pupil. 2. A lessening of the intensity of existing symptoms.

**Mostemonous** (*mi-o-stem'-o-nus*) [*μειών*, less; *σῆμα*, stamen]. Having the stamens fewer in number than the petals.

**Miot's Operation.** See *Operations, Table of*.

**Miotaxy** (*mi'-o-taks-e*) [*μειών*, less; *τάξις*, arrangement]. In biology, the complete suppression of an entire set of organs, as of the stamens, the petals, or the sepals of a flower.

**Miotic** (*mi-o'-ik*) [*μειωτικός*, from *μειών*, less]. 1. Pertaining to, or characterized by, miosis; causing contraction of the pupil. 2. Any agent or medicine that contracts the pupil.

**Miquel's Bulb.** An apparatus for air-analysis.

**Mirage** (*mēr-ahzh'*) [Fr., *mirer*, to look at carefully]. An illusion caused by the reflection of objects against the surface upon which two layers of air of unequal density rest, the lighter on the heavier.

**Mirbane, Oil of.** A name for nitrobenzene.

**Mirbel, Glands of.** See *Gland*.

**Mire** (*mēr*) [Fr., the sight of a gun; a target]. Figures used upon the perimeter-bar of the ophthalmometer of Javal and Schiötz; by observing the variations of their images, as reflected from different meridians of the cornea, the measurement of corneal astigmatism is effected.

**Mirocele** (*mir'-o-sel*). Same as *Merocela*.

**Mirror** (*mir'-or*) [Fr., *mirer*]. 1. A term applied to any polished surface that reflects a large proportion of the light falling upon it, especially a glass silvered on the anterior, or coated with a tin-amalgam on the

posterior surface. Mirrors, plane or focusing, are used in the ophthalmoscope, laryngoscope, otoscope, etc., to reflect light into the cavity studied, and thus illuminate it for observation. 2. The movable silvered glass with a plane and a concave face for illuminating the object in microscopic observation. **M.-bar**, the bar supporting the mirror of a microscope. **M., Dentists'**, a small speculum designed for the examination of the teeth; a mouth-glass. **M., Frontal, M., Head**, a circular mirror with a central perforation, strapped to the head by a band, and used to throw light on parts to be examined. **M.-writing**, a peculiarity of penmanship observed in left-handed persons, and characterized by a reversal of the form and arrangement of the letters, which appear as if seen in a mirror.

**Miryachit** (*mēr-e'-ash-it*) [Rus., "to play the fool"]. A peculiar disease observed in some Oriental tribes, the chief characteristic of which consists in mimicry by the patient of everything said or done by another. The same disease is called *Lata* by the Javanese. It is also allied to the "Jumpers" of Canada. See *Palms*.

**Misanthrope** (*mis'-an-thrōp*) [*μισείν*, to hate; *ἄνθρωπος*, man]. A melancholy person; one who has an aversion to society.

**Misanthropy** (*mis-an'-thro-pe*) [*μισείν*, to hate; *ἄνθρωπος*, man]. Aversion to human society; a symptom not rare in melancholia.

**Misbirth** (*mis-berth'*). Synonym of *Abortion*.

**Miscarriage** (*mis-kār'-āj*) [ME., *mis-*, wrong, bad; *carriage*, burden]. The expulsion of the fetus between the fourth and the sixth month of pregnancy.

**Miscarry** (*mis-kār'-e*) [ME., *miscarien*, to miscarry]. To give birth to a non-viable fetus.

**Miscegenation** (*mis-ej-en-a'-shun*) [*miscere*, to mix; *genus*, race]. Mixture of different races by intermarriage.

**Miscible** (*mis'-ib-l*) [*miscere*, to mix]. Capable of being mixed.

**Misemission** (*mis-e-mish'-un*) [ME., *mis-*, wrong; *emittere*, to send forth]. A form of sterility in the male in which fertile semen may be secreted and ejaculated, but for some reason fails to be so deposited in the female organs as to come in contact with the ovum and impregnate it. Usually it is due to some malformation of the urethra.

**Miserere mei** (*miz-er-a'-ra ma'-e*) [L., "have mercy on me"]. An old name for volvulus, or intestinal colic; also for stercoraceous vomiting.

**Mislactation** (*mis-lak-ta'-shun*). See *Galactia*.

**Mislocalization** (*mis-lo-kal-iz-a'-shun*) [ME., *mis-*, wrong; *locus*, a place]. Failure properly to localize sensory impressions.

**Mismenstruation** (*mis-men-stru-a'-shun*) [ME., *mis-*, wrong; *menstruare*, to menstruate]. Any disturbance of menstruation.

**Mismicturition** (*mis-mik-tu-rish'-un*) [ME., *mis-*, wrong; *micturire*, to pass water]. Any disorder of micturition.

**Misogamy** (*mis-og'-am-e*) [*μισείν*, to hate; *γάμος*, marriage]. Morbid and unreasonable aversion to marriage.

**Misogyny** (*mis-og'-in-e*) [*μισείν*, to hate; *γυνή*, woman]. Morbid and unreasonable hatred of women; a symptom often seen in insanity and in sexual perversion.

**Misologia** (*mis-o-lo'-je-ah*) [*μισείν*, to hate; *λόγος*, reason]. Unreasoning aversion to intellectual or literary matters.

**Misomania** (*mis-o-ma'-ne-ah*) [*μισείν*, to hate; *μανία*, madness]. The delirium of persecution.

**Misonism** (*mis-on-e'-izm*) [*μισείν*, to hate; *νέος*, new]. Fear or horror of novelty.



**Misopedia** (*mis-o-pe'-de-ah*) [*μισέειν*, to hate; *παῖς*, child]. Morbid hatred of children, especially of one's own children.

**Misopsychia** (*mis-op-si'-ke-ah*) [*μισέειν*, to hate; *ψυχή*, life]. Morbid disgust with life.

**Misoptochos**, **Misoptochus** (*mis-op'-to-kos*, *mis-op'-to-kus*) [*μισέειν*, to hate; *πρωχός*, beggar]. Gout; facetiously so termed because the poor are not so liable to it.

**Misozoia** (*mis-o-zo'-e-ah*) [*μισέειν*, to hate; *ζωή*, life]. Disgust with life, together with suicidal impulses.

**Misplaced** (*mis-plast'*) [ME., *mis-*, wrong; *place*, place]. Out of proper position. **M. Menstruation**, vicarious menstruation.

**Missed** (*mist*) [ME., *missen*, to miss]. Passed; failure of attaining. **M. Abortion**, the retention of the product of conception in the uterine cavity after its death and with the appearance of some of the symptoms of abortion. **M. Labor**, a rare accident of pregnancy, in which there is the occurrence of a few labor-pains at term, their subsidence, and the retention of the product of conception *in utero* for a varying period thereafter. **M. Miscarriage**. Same as *M. Abortion*.

**Misshapen** (*mis-sha'-pen*) [ME., *mis-*, wrong; *shape*, shape]. Deformed; ill-shaped.

**Missio** (*mis'-e-o*) [L.]. A letting go. **M. sanguinis**, blood-letting.

**Missoy** (*mis'-oi*). See *Massoy Bark*.

**Mistletoe** (*mis'-l-to*). See *Viscum*.

**Mistura** (*mis-tu'-rah*) [L.: *gen.* and *pl.*, *Misturae*]. A mixture. In pharmacy an aqueous preparation of an insoluble substance held in suspension, usually by the addition of soluble gum, egg-emulsion, etc. There are four official *misturae*, besides six in the British Pharmacopeia and 18 in the National Formulary.

**Mistus**, **Mixtus** (*mis'-tus*, *miks'-tus*) [*miscere*, p.p. *mixtus*, *mixtus*, to mix]. In biology, a cross-breed.

**Mitchell's** (*S. Weir*) Treatment. See *Treatment, Methods of*.

**Mitchella** (*mich-el'-ah*) [after John Mitchell, a Virginian botanist]. A genus of rubiaceous plants. **M. repens**, partridge-berry or checker-berry, is diuretic and astringent, and among the Indians has reputed emmenagogue properties. Unof.

**Mite** (*mit*) [ME., *mite*, a mite]. The common name applied indifferently to any of the eight-legged insects of the order *Acarina*. The fact that the immature forms have but six legs has led to some confusion in the onomy of the group and the formation of spurious species (e. g., *Leptus*). The mites are cosmopolitan, and the majority are parasitic upon plants and animals, while others infest organic substances, such as cheese, sugar, flour, old rags, rubbish, etc. For the true ticks see the genus *Ixodes*; for the garden and harvest "ticks," "mites," or "bugs," and certain ecto-parasites of birds, see the genera *Tetranychus* (*Leptus*), *Trombidium*, *Cheyletus*, *Harpirhynchus*, *Picobia*; and for those forms associated with the various acarases, the itch, mange, etc., of man and domestic animals, consult the genera *Chorioptes*, *Cytodites*, *Demodex*, *Dermanyssus*, *Dermoglyphus*, *Epidermoptes*, *Freyana*, *Hypodectes*, *Listrophorus*, *Megninia*, *Pterolichus*, *Psoroptes*, *Sarcoptes*, *Symbiotes*, *Symplopectes*, under *Parasites (Animal)*, Table of.

**Mithradate**, **Mithridate** (*mith'-rad-at*, *mith'-rid-at*) [*Μιθραδάτης*, *Μιθριδάτης*, a Grecian king]. An old name for an electuary of many ingredients, used as an antidote and alexipharmac.

**Mithradatism**, **Mithridatism** (*mith'-rad-at-izm*, *mith'-rid-at-izm*) [*Μιθραδάτης*, *Μιθριδάτης*]. That immunity from the effects of a poison induced by the administration of gradually increased doses. The selection of the word has reference to the fable concerning

Mithradates, king of Pontus, that he became so charged with the poisons with which he experimented that he acquired an immunity to them all.

**Mitigate** (*mit'-ig-at*) [*mitigare*, to soften]. To allay; to make milder; to moderate.

**Mitigated Stick**, or **Caustic** (*mit'-ig-a-ted*) [*mitigare*, to soften]. See *Argentum*.

**Mitigating** (*mit'-ig-a-ting*) [*mitigare*, to soften]. Assuaging, allaying. Also, a descriptive term applied to anodynes.

**Mitigation** (*mit'-ig-a'-shun*) [*mitigare*, to soften]. Attenuation; lessening.

**Mitis-green**. Same as *Schweinfurth-green*.

**Mitochysis** (*mi-tok'-is-is*) [*μῖτος*, thread; *χύσις*, liquefaction]. Cell-multiplication, direct or by mitosis.

**Mitom** (*mi'-töm*). Same as *Mitoma*.

**Mitoma**, **Mitome** (*mi'-to'-mah*, *mi'-töm*) [*μῖτος*, a thread]. In biology, Flemming's term for the "filar mass," i. e., the threads of the protoplasmic reticulum of a cell, also called *Cytomitoma*. Cf. *Paramitoma*, *Karyomitoma*.

**Mitoplastic** (*mi-to'-plas'-tik*) [*μῖτος*, thread, web; *πλάσσειν*, to form]. Serving to build up the tissues.

**Mitotic** (*mi-to'-sik*). Synonym of *Mitotic* or *Karyokinetic*.

**Mitosis** (*mi-to'-sis*) [*μῖτος*, a thread]. In biology, the splitting of the nuclear chromatin of plant or animal cells while undergoing indirect division; karyomitosis, karyokinesis.

**Mitotic** (*mi-tot'-ik*) [*μῖτος*, thread]. Pertaining to *Mitosis*.

**Mitra hippocratis** (*mi'-trah hip'-pok'-ra-tis*). See *Bandage, Capeline*.

**Mitral** (*mi'-tral*) [*mitra*, miter]. Resembling a miter; mitriform; pertaining to the auriculo-ventricular valve of the left side of the heart. **M. Disease**, a generic term for organic disease of the mitral valve of the heart. **M. Incompetence**. See *M. Regurgitation* and *Endocarditis*. **M. Insufficiency**. See *M. Regurgitation* and *Endocarditis*. **M. Murmur**. See *Murmur*. **M. Obstruction**, disease of the mitral valve causing obstruction to the flow of blood through the left auriculo-ventricular opening. **M. Regurgitation**, disease of the mitral valve preventing its proper closure during the cardiac systole, and permitting blood to be forced back into the left auricle. **M. Stenosis**. See *M. Obstruction*. **M. Valve**. See *Valves*.

**Mitrate** (*mi'-trät*) [*mitra*, miter]. In biology, bonnet-shaped, miter-shaped, mitriform.

**Mitriform** (*mi'-trif-orm*) [*mitra*, miter; *forma*, form]. See *Mitral*.

**Mitscherlich's Test**. See *Tests, Table of*.

**Mittler's Green**. See *Pigments, Conspectus of*.

**Mixed Blood**. See *Mulatto*, and *Griffe*.

**Mixogamy** (*miks-og'-am-e*) [*μῖξις*, a mixing; *γάμος*, marriage]. In biology, the congregation of males and females, the number of the former being in excess, as exhibited by certain fishes at spawning-time.

**Mixopyus** (*miks-o'-pe-us*) [*μῖξνναι*, to mix; *πύον*, pus]. Being mixed with pus.

**Mixoscopia** (*miks-o'-sko'-pe-ah*) [*μῖξις* cohabitation; *σκαπεῖν*, to look]. A form of sexual perversion in which the orgasm is excited by the sight of coitus. See *Voyeur*.

**Mixture** (*miks'-tür*). See *Mistura*.

**Mixtus** (*miks'-tus*). See *Mistus*.

**Mnemonics** (*ne-mon'-iks*) [*μνήμη*, the memory]. The science of cultivation of the memory by systematic methods.

**Moan** (*mōn*) [ME., *monen*, to moan]. 1. To utter a low, dull sound expressive of suffering. 2. The sound so uttered.

**Mobby** (*mob'-e*). See *Mabby*.

**Mobile** (*mob'-il*) [*mobilis*, movable]. **M. Pain**. One that shifts from place to place. **M. Spasm**, athetosis; slow, irregular movement, as of the paralyzed parts in hemiplegia.

**Mobility** (*mob-il'-it-e*) [*mobilis*, movable]. That property by which the position of a body may be changed. The condition of being movable.

**Mochlus** (*mok'-lus*) [*μοχλός*, lever]. The obstetric lever, or vectis.

**Mock Turkey-red**. Same as *Barwood-red*.

**Mocmain** (*mok'-mān*) [Chinese for "tree-cotton"]. The cottony hairs of *Bombax heptaphyllum*, a species of cotton-tree, used in stuffing the pads of trusses.

**Modal** (*mo'-dal*) [*modus*, mode]. A term applied to the order of response of muscles and nerves to the galvanic current.

**Model** (*mod'-el*) [*modellus*, dim. of *modus*, measure]. A standard for imitation. **M., Antagonizing** (for artificial teeth), a contrivance for obtaining an exact representation of the manner in which the jaws meet, by which a dentist selects, arranges, and antagonizes artificial teeth.

**Moderator** (*mod'-er-a-tor*) [*moderare*, to regulate]. Reil's band. See *Band*. **M. Band**. See *Band*.

**M. Centers, M. Nerves**. See *Inhibitory*.

**Modification** (*mod-if-ik-a'-shun*). See *Tuberculin*.

**Modiolus** (*mo-di'-o-lus*) [L., nave]. 1. The central pillar or axis of the cochlea, around which the spiral canal makes two and one-half turns. 2. The crown of a trephine.

**Modulus** (*mod'-u-lus*) [dim. of *modus*, measure, mode]. A unit of certain physical forces.

**Modus** (*mo'-dus*) [L.]. A mode or method. **M. operandi**, the method of the performance of an action.

**Mœnia** (*me'-ne-ah*) [L., pl.]. Walls. **M. dentis**, the portions of the jaws that bear the alveoli.

**Mogigraphia** (*mog-ig-raf'-e-ah*) [*μóγος*, with difficulty; *γράφειν*, to write]. Difficulty or inability to execute writing movements; writers' cramp.

**Mogigraphic** (*mog-ig-raf'-ik*) [*μóγος*, with difficulty; *γράφειν*, to write]. Characterized by mogigraphia.

**Mogilalia** (*mog-il-a'-le-ah*) [*μóγος*, with difficulty; *λαλιά*, talk]. Stammering, stuttering.

**Mogilalism** (*mog-il-a'-lizm*). Same as *Mogilalia*.

**Mogiphonia** (*mog-if-o'-ne-ah*) [*μóγος*, with difficulty; *φωνή*, sound]. A difficulty in producing loud vocal sounds with the larynx, ordinary speech remaining unaffected.

**Mogographia** (*mog-o-graf'-e-ah*). See *Mogigraphia*.

**Mogostocia** (*mog-os-to'-se-ah*) [*μóγος*, labor; *τόκος*, birth]. Painful or difficult parturition.

**Mohr's Method**. A volumetric method of estimating the chlorids in the urine. It is carried out by means of precipitation by a standard solution of silver nitrate.

**Mohrenheim's Fossa**. See *Fossa*. **M.'s Space**, the groove on the deltoid muscle between the cephalic vein and the humero-thoracic artery.

**Moist** [ME., *moist*, damp]. Damp; slightly wet. **M. Chamber**, a large circular glass with a lid, used in bacteriologic work, especially for growing potato-cultures. The chamber is kept moist by the evaporation of water from a moistened filter-paper which is laid on the bottom of the dish. **M. Colors**. See *Pigments, Colors, and Dyestuffs*. **M. Filter**, a filter-paper which is moistened with water. **M. Gangrene**, the form of gangrene that occurs in a part filled with blood. See *Gangrene*. **M. Melting**, the form of procedure in the extraction of fats, in which the material is melted over direct fire, with the addition of dilute sulphuric acid. This is the process now

generally followed. **M. Tetters**. See *Eczema*. **M. Wart**. See *Verruca acuminata*.

**Mola** (*mo'-lah*). See *Mole*.

**Molar** (*mo'-lar*) [*moles*, mass]. Pertaining to masses, in contradistinction to molecular.

**Molar** (*mo'-lar*) [*mola*, a millstone]. In biology, a tooth that has no deciduous predecessor, but is behind other teeth, the premolars, which (except the first) have deciduous predecessors. **M. Glands**, the salivary glands of the horse and other mammals; the superior is outside and along the upper border of the buccinator muscle, the inferior is at the inferior border of the buccinator. These glands pour their secretion into the mouth by a series of orifices arranged in line on the buccal membrane, parallel to each molar arch. **M. Teeth**. See *Teeth*.

**Molariform** (*mo-lar'-if-orm*) [*mola*, millstone; *forma*, form]. Having the form of a molar tooth.

**Molary** (*mo'-lar-e*) [*molaria*, belonging to a mill]. In zoölogy, fitted for grinding.

**Molasses** (*mo-las'-sez*) [*mellaceus*, honey-like]. Theriac; treacle; the uncrytallized residue of the refining of sugar. It is used in pharmacy.

**Mold, Mould** (*möld*) [ME., *mould*, mold]. 1. A minute fungus or other vegetable growth of a low type appearing on moist and decaying bodies. 2. The matrix or prepared and shaped cavity in which anything is cast and receives its form. Anything that serves to regulate the size and form of bodies. Cast; form; shape. A fontanel or space occupied by a cartilaginous membrane in the skull of the fetus and of a newborn child, situated at the angles of the bones that form the skull.

**Mole** (*möl*) [*mola*, a mass]. 1. A proliferative degeneration of the chorionic villi, producing a mass of berry-like vesicles attached to the placenta. It is called *Vesicular Mole* and *Hydatidiform* or *Myxomatous Degeneration of the Placenta*. 2. Also applied to a small, pigmented spot of the skin. **M., Blood**, a mass of coagulated blood and retained fetal membranes and placenta, sometimes found in the uterus after an abortion. **M., Carneous**. See *M., Fleishy*. **M., Cutaneous**, a pigmented spot on the skin. **M., Cystic**. Same as *M., Hydatidiform*. **M., False**, a mass of coagulated blood and exfoliated vaginal mucous membrane discharged occasionally in the course of membranous dysmenorrhea, and not due to a retained product of conception. **M., Fleishy**, the body formed in the uterine cavity when an ovum that has died is retained within the uterus for some time. It may undergo fatty or calcareous degeneration. **M., Hairy**. See *Nævus pilosus*. **M., Hydatid**, **M., Hydatidiform**, **M., Hydatoid**. See first definition under *Mole*. **M., Pigmentary**. See *Nævus pigmentosus*. **M., Sanguineous**. Same as *M., Fleishy*. **M., Stone**, a fleshy mole that has undergone calcareous degeneration. **M., True**, one the result of conception. **M., Tubal**. See *Tubal*. **M., Uterine**, a mass of morbid material sometimes contained in the uterus after the death of the product of conception. It is the result of some pathologic process. **M., Vesicular**. Same as *M., Hydatidiform*. **M., White**, a pigmentary nevus that has not yet attained its characteristic color.

**Molecular** (*mo-lek'-u-lar*) [dim. of *moles*, mass]. Pertaining to, or composed of, molecules. **M. Death**, the changes of cellular or intimate structure that result in the disorganization of the vital cell or somacule, and that render impossible a resumption of its original function. See *Somatic Death*. **M. Débris**, heterogeneous microscopic particles of degenerated tissue. **M. Heat**, the heat-capacity of a molecule or compound. **M. Motion**, the movements of the



molecules of a substance within that substance. **M. Weight**, the weight of a molecule of any substance as compared with the weight of an atom of hydrogen. It is equal to the sum of the weights of its constituent atoms.

**Molecule** (*mol'-e-kül*) [*molecula*; dim. of *moles*, mass]. The smallest quantity into which the mass of any substance can be physically divided and retain its characteristic properties; or the smallest quantity that can exist in a free state. A molecule may be chemically separated into two or more atoms. The integrity and properties of a substance reside in its molecules. **Ms., Crystal**, bodies conceived as existing in solutions of crystalline substances. The presence of such molecules is supposed to be the source of the rotatory power of the solutions. **Ms., Organic**. See *Organic Molecules, Doctrine of*. **Ms., Physical**, the molecules to groups of which rotatory activity has been ascribed.

**Moleschott's Potash-solution**. A solution for histologic work, consisting of from 35 per cent. to 50 per cent. of potassic hydrate. **M.'s Standard Diet**, a diet for the healthy adult man per diem: Nitrogen 317 grains, carbon 4750 grains, hydrogen 202 grains, sulphur 24 grains, salts 461 grains.

**Moli** (*mol'-li*) [African]. The tree, *Dracana schizantha*, of E. Africa. It produces one variety of dragon's blood, *q. v.* See, also, *Pterocarpus*.

**Molilalia** (*mol-il'-le-ah*) [*μολις*, with toil; *λαλία*, speech]. Difficulty of utterance; stuttering; mogilalia.

**Molimen** (*mo-li'-men*) [L., *molimen*, endeavor: *pl.*, *Molimina*]. Any effort or attempt. **M., Menstrual**, the menstrual act or function.

**Molisch's Test**. See *Tests, Table of*.

**Molitor** (*mol-i'-ter*). Synonym of *Masseter*.

**Moll's Glands**. See *Gland*.

**Mollescence** (*mol-es'-ens*) [*mollescere*, to soften]. Softening.

**Mollification** (*mol-if-ik-a'-shun*). Synonym of *Mollescence*.

**Mollin** (*mol'-in*) [*mollis*, soft]. A soft soap of potash and cocoanut-oil, proposed as a basis for ointments; it contains an excess of fat. Also a mixture of lard and glycerin, saponified with potassium hydrate and sodium hydrate. Mollin is a kind of soft soap, used in skin-diseases and as a vehicle for various active medicaments. Unof.

**Mollinum** (*mol-i'-ni*) [*mollis*, soft: *gen.*, *Mollini*]. See *Mollin*. **M. hydrargyri**, mollin mixed with mercury; it is about twice the mercurial strength of ordinary *unguentum hydrargyri*.

**Mollipilose** (*mol-ip-i'-lōs*) [*mollis*, soft; *pilus*, a hair]. In biology, furnished with a soft downy coat.

**Mollisin** (*mol'-is-in*) [*mollis*, soft]. An ointment composed of yellow wax and spindle-oil.

**Mollities** (*mo-lis'-e-ēs*) [*mollis*, soft]. Softness. **M. ossium**. See *Osteomalacia*. **M. uteri**, softening of the uterus. It is most common in the cervix during pregnancy, but sometimes affects the body of the womb, both in the pregnant and non-pregnant state.

**Mollugo** (*mol-u'-go*) [L.]. A genus of herbs. **M. spergula**, **M. verticillata**, carpet-weed, Indian chickweed; a stomachic, antiseptic and laxative. Unof.

**Mollusc or Mollusk** (*mol'-usk*) [*molluscum*, a shell-fish]. Any member of the *Mollusca*, a class of soft-bodied invertebrates possessing an external and an internal shell. **M.-bodies**, glistening bodies, about the size of epithelial cells, found in the central and older parts of the growths in *Molluscum contagiosum*; they are considered by Neisser, Pfeiffer, and others as parasitic (coccidia), a view opposed by Török, Tommasoli, Israel, and Virchow.

**Molluscous** (*mol- us'- kus*) [*molluscum*, a shell-fish].

Pertaining to the *Mollusca* or second division of the animal kingdom. Also, pertaining to the disease *Molluscum*.

**Molluscum** (*mol-us'-kum*) [L.]. A term applied to several diseases of the skin. **M. Acne**, **M. adenosum**. Synonym of *M. contagiosum*. **M. atheromatousum**, *Molluscum contagiosum* with cystic tumors. **M. cholestericum**. Same as *Xanthoma, q. v.* **M. contagiosum**, *Molluscum epitheliale*, a skin-disease characterized by the formation of pinhead-sized to bean-sized and marble-sized, sessile or pedunculated, yellowish-white or pinkish tumors, rounded or acuminate, imbedded within or projecting from the skin, and having usually a dark-colored point at the apex, from which, on pressure, can be expressed a milky, curd-like, or inspissated cheesy mass. The lesions may be single or multiple, and occur usually in children or young adults upon the face, neck, and genitals. They may attain a very considerable size. The disease is probably due to a parasitic protozoön of the coccidium type. **M. epitheliale**. See *M. contagiosum*. **M. fibrosum**, a disease of the skin characterized by the formation therein of lax fibrous tissue, or of gelatinous tissue in process of becoming fibrous. It begins early in life, and the tumors tend to increase in number and size indefinitely. They are often associated with deficient mental development. The tumors vary in size from a pin's head to an orange, and may be sessile or pedunculated. Their number may reach into the hundreds or thousands. **M. giganteum**, a variety of *M. contagiosum* in which the tumors attain considerable size. **M. pendulum**. Synonym of *M. fibrosum*. **M. porcellanum**. Synonym of *M. contagiosum*. **M. sebaceum**. Synonym of *M. contagiosum*. **M., Sessile**. Synonym of *M. contagiosum*. **M. simplex**. Synonym of *M. fibrosum*. **M. verrucosum**. Synonym of *M. contagiosum*.

**Mollusk** (*mol'-usk*). See *Mollusc*.

**Molops** (*mo'-lops*) [*μῶλωψ*, weal: *pl.*, *Molopes*]. A red spot on the skin, such as is seen in certain fevers. The mark of a stroke or stripe upon the skin.

**Molt, Moul** (*mōlt*) [ME., *mouten*, to molt]. To shed or cast, as the skin, feathers, or hair.

**Molybdamaurosis** (*mol-ib-dam-aw-ro'-sis*) [*μῶλυβδος*, lead; *μαυρῶεν*, to darken]. Retro-bulbar neuritis due to lead-poisoning.

**Molybdamblyopia** (*mol-ib-dam-ble-o'-pe-ah*) [*μῶλυβδος*, lead; *ἀμβλῖς*, dulled; *ὤψ*, eye]. Impairment of vision due to lead-poisoning.

**Molybdencephalia** (*mol-ib-den-sef-a'-le-ah*) [*μῶλυβδος*, lead; *ἐγκέφαλος*, brain]. Brain-disease due to lead-poisoning.

**Molybdencephalopathia** (*mol-ib-den-sef-al-o-path'-e-ah*), **Molybdencephalopathy** (*mol-ib-den-sef-al-op'-ath-e*) [*μῶλυβδος*, lead; *ἐγκέφαλος*, brain; *πάθος*, disease]. Brain-disease due to lead-poisoning.

**Molybdenterophthisis** (*mol-ib-den-ter-off'-this-is*) [*μῶλυβδος*, lead; *ἐντερων*, intestine; *φθίσις*, wasting]. A wasting enteric disorder due to lead-poisoning.

**Molybdenum** (*mol-ib-de'-num*) [*μολύβδανα*, graphite; *μῶλυβδος*, lead]. A metal somewhat resembling chromium; symbol, Mo; atomic weight, 96. See *Elements, Table of*.

**Molybdepilepsia** (*mol-ib-dep-il-ep'-se-ah*) [*μῶλυβδος*, lead; *ἐπιληψία*, epilepsy]. Epilepsy induced by lead-poisoning.

**Molybdo-** (*mol-ib'-do-*) [*μῶλυβδος*, lead]. A prefix denoting reference to or connection with lead. In chemistry, signifying composition with the element molybdenum.

**Molybdocachexia** (*mol-ib-do-kak-ek'-se-ah*) [*μῶλυβδος*, lead; *κακός*, bad; *ἔξις*, habit]. A depraved state of

- the body due to lead-poisoning; chronic lead-poisoning; plumbism.
- Molybdocardialgia** (*mol-ib-do-kar-de-al'-je-ah*) [*μόλυβδος*, lead; *καρδία*, heart; *ἄλγος*, pain]. Cardialgia due to lead-poisoning.
- Molybdocolic** (*mol-ib-do-kol'-ik*) [*μόλυβδος*, lead; *κώλον*, colon]. Lead-colic; painters' colic.
- Molybdodyspepsia** (*mol-ib-do-dis-pep'-se-ah*) [*μόλυβδος*, lead; *δυσ*, ill; *πέπτειν*, to digest]. Dyspepsia caused by lead-poisoning.
- Molybdonosus** (*mol-ib-don'-o-sus*) [*μόλυβδος*, lead; *νόσος*, disease]. Synonym of *Plumbism*.
- Molybdoparesis** (*mol-ib-do-par'-es-is*) [*μόλυβδος*, lead; *πάρεσις*, paresis]. Partial paralysis, due to lead-poisoning.
- Molybdisis** (*mol-ib-do'-sis*) [*μόλυβδος*, lead]. Lead-poisoning; plumbism.
- Molybdospasmos** (*mol-ib-do-spaz'-mos*) [*μόλυβδος*, lead; *σπᾶσμος*, spasm]. Spasm or cramp produced by lead-poisoning.
- Molybdosynolce** (*mol-ib-do-sin-ol'-se*) [*μόλυβδος*, lead; *συνολκή*, a drawing together]. Contraction due to lead-poisoning.
- Molybdotromos** (*mol-ib-dot'-ro-mos*) [*μόλυβδος*, lead; *τρόςος*, tremor]. Tremor due to lead-poisoning.
- Molyne** (*mol-i'-ne*) [*μολύνειν*, to defile]. The anus.
- Molynsis** (*mol-in'-sis*) [*μολύνειν*, to defile]. A taint or defilement; miasm.
- Momentum** (*mo-men'-tum*) [*momen*, momentum, a motion]. Amount of force. Also, the quantity of potential energy possessed by a body in motion. It is estimated as the product of its weight, expressed in units of gravity, by its velocity, expressed in units of time. It is usually expressed by the formula  $m = wv$ , and may be estimated in foot-pounds or kilogram-meters.
- Momiscus** (*mo-mis'-kus*) [*μώμσκος*]. A molar tooth; the part of a molar tooth that is near the gum.
- Momordica** (*mo-mor'-dik-ah*) [*mordere*, momordi, to bite]. A genus of cucurbitaceous plants, mostly African and Asiatic. *M. burcha*, a species of cucumber native to Brazil. It is a powerful drastic purgative, useful in dropsy. *M. balsamina*. See *Balsam-apple*. Unof.
- Momordicin** (*mo-mor'-dis-in*). Same as *Elaterin*.
- Mon-** (*mon-*) [*μόνος*, one]. A prefix denoting *one* or *single*.
- Monad** (*mon'-ad*) [*μονάς*, a unit]. 1. Any single-celled microorganism, whether of animal or vegetable character; especially any flagellate infusorium (a microscopic animal). 2. See *Quantivalence*.
- Monadelphia** (*mon-ad-el'-fe-ah*) [*μόνος*, alone; *ἀδελφός*, brother]. One brotherhood; a name applied to certain hermaphrodite flowers.
- Monadelphous** (*mon-ad-el'-fus*) [*μόνος*, alone; *ἀδελφός*, brother]. In biology, in one brotherhood. Applied to stamens that are united by their filaments into one set.
- Monadenoma** (*mon-ad-en-o'-mah*) [*μόνος*, one; *ἀδήν*, gland; *ωμα*, tumor]. A uniglandular adenoma.
- Monadiform** (*mon-ad'-if-orm*) [*μονάς*, a unit, a monad; *forma*, shape]. In biology, resembling a monad.
- Monadigerous** (*mon-ad-if'-er-us*) [*μονάς*, a unit, a monad; *γερε*, to carry]. In biology, bearing or composed of monads or monadiform cells.
- Monadina** (*mon-ad-i'-nah*) [*μονάς*, a unit]. The flagellate infusorians, or monadidae; a family of animal microorganisms.
- Monadine** (*mon'-ad-in*) [*μονάς*, a unit]. Pertaining to or of the nature of a monad.
- Monadinic** (*mon-ad-in'-ik*) [*μονάς*, a unit]. Belonging to the *Monadina*.
- Monadology** (*mon-ad-ol'-o-je*) [*μονάς*, a unit; *λόγος*, science]. The doctrine of Leibnitz, Lötze, Zimmermann, and Herbart, according to which the elementary particles of matter are vital forces acting from an internal principle.
- Monæ** (*mon'-e*) [L.]. Buttocks.
- Monamin** (*mon'-am-in*) [*μονάς*, a unit; *amin*]. One of a class of chemic compounds derived from ammonia by the replacement of the hydrogen by a monovalent alkyl. See *Amin*.
- Monammonic** (*mon-am-o'-nik*) [*μόνος*, single; *ammonium*]. Containing one molecule of ammonium.
- Monandrous** (*mon-an'-drus*) [*μόνος*, single; *ἄνθρωπος* (ἄνδρ), male]. In biology, having but one male; monarsenous.
- Monanthemous** (*mon-an'-them-us*) [*μόνος*, single; *ἄνθεμον*, a flower]. In biology, bearing but a single flower; monanthous.
- Monantherous** (*mon-an'-ther-us*) [*μόνος*, single; *ἄνθος*, flower]. In biology, a term applied to a stamen bearing but one anther.
- Monanthous** (*mon-an'-thus*) [*μόνος*, single; *ἄνθος*, flower]. In biology, producing but one flower.
- Monarda** (*mo-nar'-dah*) [after N. Monardès, a Spanish physician of the sixteenth century]. A genus of N. American labiate plants. *M. fistulosa* L., wild bergamot, *M. didyma*, bee-balm, and *M. punctata*, horsemint; are diaphoretic, carminative, and stimulant. Unof.
- Monardella** (*mon-ar-del'-ah*) [after N. Monardès, a Spanish physician of the sixteenth century]. A genus of some eleven species of fragrant labiate herbs, all Californian, and having the general properties of the mints, pennyroyal, and basil. Unof.
- Monardin** (*mo-nar'-din*) [N. Monardès, a Spanish physician of the sixteenth century],  $C_{10}H_{14}O$ . A substance much resembling thymol, but derived from the oil of horsemint, *Monarda punctata*.
- Monarsenous** (*mon-ar'-sen-us*) [*μόνος*, single; *ἄρσεν*, male]. In biology, having but one male; monandrous.
- Monarthral** (*mon-ar'-thral*) [*μόνος*, single; *ἄρθρον*, a joint]. A term applied to a muscle that passes over but one joint, *e. g.*, the brachialis anticus. Its correlative is *disarthral*, applied to a muscle passing over two joints, *e. g.*, the biceps.
- Monarthritis** (*mon-ar-thri'-tis*) [*μόνος*, single; *ἄρθρον*, a joint; *ιτις*, inflammation]. Arthritis affecting only a single joint.
- Monas** (*mon'-as*) [*μονάς*, unit]. A genus of minute, globose, plastic and free swimming animalcules inhabiting salt and fresh water, especially infusions. In this genus are included the simplest known forms of the typical flagellate infusoria. Early writers consigned to the genus many doubtful or immature microorganisms, some of which have since been found to belong to the Bacteria, or to be zoospore stages of Algae, Palmellaceae, or other protophytic plants.
- Monaster** (*mon-as'-ter*) [*μόνος*, single; *ἀστήρ*, star]. In embryology, the mother-star; the fourth, or equatorial stage of karyokinesis. That stage of indirect cell-division or mitosis at which a single star is formed by the arrangement of the chromatin-loops about the equator of the achromatin-spindle.
- Monatomic** (*mon-at-om'-ik*) [*μόνος*, single; *ἄτομος*, atom]. Having the valence of hydrogen; saturating or saturated by a single monad atom. See *Quantivalence*. *M. Alcohols*, those formed by the substitution in a hydrocarbon of one hydrogen group for one atom of hydrogen.
- Monaxial, Monaxonic** (*mon-aks'-e-al, mon-aks-on'-ik*) [*μόνος*, single; *ἄξων*, axis]. Having a single axis.



**Monecious** (*mon-e'-shus*) [μόνος, single; οἶκος, house]. Having male and female organs united in one animal; of plants, having the male and female organs in separate flowers, but on the same plant, as in the cucurbitaceous plants.

**Monecism** (*mon-e'-sizm*) [μόνος, single; οἶκος, house]. Hermaphroditism.

**Monembryary** (*mon-em'-bre-a-re*) [μόνος, single; ἐμβρυον, an embryo]. In biology, having a single embryo.

**Moner**, **Moneron** (*mo'-ner*, *mon'-er-on*) [μόνος, single]. In biology, a non-nucleated unicellular organism of the simplest possible character.

**Monera** (*mon-e'-rah*) [μονήρης, single]. An order or class of minute, marine rhizopods, including some of the lowest forms of animal life.

**Moneron** (*mon'-er-on*). See *Moner*.

**Monerula** (*mon-er'-u-lah*) [μονήρης, single]. A non-nucleated stage of the impregnated ovum in which it has the form of a simple moner.

**Monesia** (*mo-ne'-ze-ah*) [origin uncertain]. A vegetable extract from *monesia-bark*, produced by *Chrysophyllum buranchem*, a tree of Brazil. It occurs in irregularly-shaped dark-brown pieces, soluble in water, and with a sweetish, astringent taste. It has been used as a stomachic, alterative, and astringent. Dose gr. v-x. Unof.

**Monesin** (*mo-ne'-sin*) [*monesia*]. A principle (said to be identical with saponin) obtained from monesia; it is astringent, and is said to be oxytocic.

**Money-counters' Disease**. A disease of the hands, head, and conjunctivæ of persons handling bank-notes; it is supposed to be due to arsenic-poisoning.

**Mongolian Idiocy**. See *Idiocy*, *Ethnic*.

**Mongrel** (*mun'-grel*) [ME., *mongrel*, mongrel]. "An individual or a breed of animals resulting from repeated crossing or mixture of several varieties; the progeny of varieties, or especially of artificial varieties, as distinguished from the hybrid or cross between two different species."

**Monilated** (*mon'-il-a-ted*) [*monile*, a necklace]. In biology, having a necklace-like arrangement; moniliform.

**Monilethrix** (*mo-nil'-eth-riks*) [*monile*, a necklace; θρίξ, hair]. An affection of the hair in which nodes can be seen strung regularly or irregularly along the hair-shaft, the internodular portions being relatively colorless, atrophied, and thinned. As distinguished from the nodes of trichorrhexis, a fracture occurs through the thinned and apparently non-pigmented portion of the shaft, the pigmented node representing what is thought to be nearly normal hair-tissue.

**Moniliform** (*mon-il'-if-orm*) [*monile*, necklace; *forma*, form]. Shaped like a necklace; beaded. Resembling a string of beads. Applied to the shapes of certain hairs, roots, tubers, and other structures. **M. Bronchiectasis**, bead-like dilations of a bronchial tube, resembling a rosary, the tube between the dilations retaining its normal size.

**Monilithrix** (*mo-nil'-ith-riks*). See *Monilethrix*.

**Moniodhydrin** (*mon-e'-od-hi'-drin*) [μόνος, single; ὕδωρ, water],  $C_3H_5I(OH)_2$ . A substitution-product of glycerin, occurring in the form of a yellow, syrupy liquid.

**Moniodomethane** (*mon-e'-o-do-me'-thān*) [μόνος, single; *methane*],  $CH_3I$ . Methylic iodid, a colorless, heavy, ethereal fluid, of the specific gravity of 2.199 at 0° C., and boiling at 43.8° C. (111° F.). Its vapor has been used as an anesthetic, but its decomposition is easy, the irritating effects of iodine being produced.

**Moniodophenol** (*mon-e'-od-o-fe'-nol*) [μόνος, single; ἰώδης, like a violet; *phenol*],  $C_6H_4IOH$ . An iodine-compound or substitution-product of phenol, existing in three isomeric forms.

**Monism** (*mon'-izm*) [μόνος, single]. Any scheme of

philosophy, or system of thinking, that aims at deducing all the phenomena of force, matter, life, and action from one principle. In biology, the same as *Monogenesis*, q. v.

**Monistic** (*mon-is'-tik*) [μόνος, single]. Of, or pertaining to, or of the nature of, monism.

**Monkey-hand** (*munk'-e-hand*). The deformed hand of the early stage of progressive muscular atrophy. The hand presents an appearance of great length; the thumb approaches the index-finger, and is on a line with the other fingers.

**Monkshood** (*munkz'-hood*) [ME., *monk*, monk; ME., *hood*, hood]. See *Aconite*. **M. Prepuce**, a redundant hooded prepuce upon the dorsal aspect of the penis. It is often associated with hypospadias.

**Mono-** (*mon'-o*) [μόνος, single]. A prefix signifying one or single.

**Monoathetosis** (*mon-o-ath-et-o'-sis*) [μόνος, single; ἄθετος, without place]. Athetosis confined to one limb or one-half of the body.

**Monobasic** (*mon-o-ba'-sik*) [μόνος, single; *basis*, base]. Having one base; applied in chemistry to an acid that enters into combination with a univalent basic radicle to form a neutral salt, or a salt containing one equivalent of a base.

**Monoblastic** (*mon-o-blas'-tik*) [μόνος, single; βλαστός, germ]. In biology, applied to the single germ-layer stage of a metazoic embryo. Cf. *Monoplaclar*. **M. Theory of Disease**, Nägeli's theory of the origin of miasmatic-contagious diseases, viz.: that they are due to microphytes, which before they can reproduce the disease must undergo a special stage of development in an abnormal earth substratum.

**Monoblepharis** (*mon-o-blef'-ar-is*) [μόνος, single; βλεφαρίς, eyelash]. A fungus having only a single posterior flagellum.

**Monoblepsia**, **Monoblepsis** (*mon-o-blep'-se-ah*, *mon-o-blep'-sis*) [μόνος, single; βλέψω, sight]. That condition in which either eye has a better visual power than both together.

**Monobrachius** (*mon-o-bra'-ke-us*) [μόνος, single; βραχίον, arm]. A fetus or person with but one arm.

**Monobromacetanilid** (*mon-o-brōm-as-et-an'-il-id*). Same as *Antiseptin*.

**Monobromated** (*mon-o-brō'-ma-ted*) [μόνος, one; βρώμος, stench]. Containing one bromine atom; having one component atom of hydrogen replaced by bromine. **M. Camphor**. See *Camphor*.

**Monocardian** (*mon-o-ka'-de-an*) [μόνος, single; καρδία, heart]. Having a simple heart, single-chambered or not completely divided, as in vertebrates.

**Monocarp** (*mon'-o-karp*) [μόνος, single; καρπός, fruit]. In biology, a plant that bears fruit but once.

**Monocarpellary** (*mon-o-ka'-pel-a-re*) [μόνος, single; καρπός, fruit]. In biology, composed of but one carpel.

**Monocarpous** (*mon-o-ka'-pus*) [μόνος, single; καρπός, fruit]. In biology: (a) applied to plants that bear fruit once a year, as annuals; (b) a flower in which but a single ovary, simple or compound, is produced.

**Monocelia** (*mon-o-se'-le-ah*) [μονος, single; κοιλία, cavity]. Vertebrates whose encephalic cavity is single; the lancelets.

**Monocelic** (*mon-o-se'-lik*) [μόνος, single; κοιλία, cavity]. Having a single hollow cavity.

**Monocentric** (*mon-o-sen'-trik*) [μόνος, single; κέντρον, center]. Having but one center; unipolar.

**Monocephalous** (*mon-o-sef'-al-us*) [μόνος, single; κεφαλή, head]. In biology, arranged in a single head or head-like cluster.

**Monocephalus** (*mon-o-sef'-al-us*) [μόνος, single; κεφαλή, head]. A double monstrosity consisting of a single head with two bodies more or less completely fused.

- Monocercous** (*mon-o-ser'-kus*) [μόνος, single; κέρκος, the tail of a beast]. In biology, uniflagellate.
- Monoceros** (*mon-os'-er-us*) [μονόκερως, one-horned]. In biology, having but one horn or horn-like process.
- Monochasium** (*mon-o-ka'-se-un*) [μόνος, single; χάσις, separation, chasm: *pl.*, *Monochasia*]. In biology, a cyme with one main axis.
- Monochlamydeus** (*mon-o-klam-id'-e-us*) [μόνος, single; χλαμύς, a cloak]. In biology, applied to flowers having but one floral envelop or perianth whorl.
- Mono-chloral-antipyrin** (*mon'-o-klo'-ral-an-tip-i'-rin*). See *Hypnal*.
- Monochlormethane** (*mon-o-klor-meth'-an*). Synonym of *Methyl-chlorid*.
- Monochlorophenol** (*mon-o-klor-fe'-nol*) [μόνος, single; χλωρός, green; *phenyl*],  $C_6H_5ClOH$ . A derivative of carboic acid. It is a very volatile liquid, giving off vapors that are heavier than air. A mixture of monochlorophenol, alcohol, eugenol, and menthol has been called *chlorphenol*, and has been used in pulmonary troubles as a bactericide.
- Monochorea** (*mon-o-ko-re'-ah*) [μόνος, single; χορεία, dance]. Chorea confined to a single member or to a part of the body.
- Monochroic, Monochroitc** (*mon-o-kro'-ik, mon-o-kro-ít'-ik*) [μόνος, single; χρώς, color]. Having only one color. Arterial blood is monochroic.
- Monochromatic** (*mon-o-kro-mat'-ik*) [μόνος, single; χρώμα, color]. Having but one color.
- Monochromous** (*mon-ok'-ro-mis*). Synonym of *Monochromatic*.
- Monochrous** (*mon-ok'-ro-us*). Synonym of *Monochroic*.
- Monocle** (*mon'-o-kl*) [μόνος, single; oculus, eye]. A single lens or eye-glass.
- Monoclinic** (*mon-o-klín'-ik*) [μόνος, single; κλίνη, bed]. Pertaining to flowers that have the male and female organs in a single perianth. Also, applied to crystals in which the vertical axis is inclined to one, but is at right angles to the other lateral axis.
- Monoclinous** (*mon-o-klí'-nis*) [μόνος, single; κλίνη, bed]. In biology, having both male and female organs in the same flower.
- Monococcus** (*mon-o-kok'-us*) [μόνος, single; κόκκος, grain]. A single coccus; one not united in chains or pairs.
- Monocotyledonous** (*mon-o-kot-íl'-e'-don-us*) [μόνος, single; κοτύληδών, a cup-shaped hollow or cavity]. In biology, possessing but one cotyledon or seed-leaf.
- Monocranus** (*mon-ok'-ran-us*) [μόνος, single; κρανίον, cranium]. A fetal monster with a single cranium, the face in part double, three or four eyes, the brain in part double.
- Monocrotic** (*mon-o-krot'-ik*) [μόνος, single; κρότος, pulse]. Having but a single beat (as the normal pulse) for each cardiac systole; not dicrotic.
- Monocrotous** (*mon-ok'-ro-tus*). See *Monocrotics*.
- Monocular** (*mon-ok'-u-lar*). Synonym of *Unioocular*.
- Monoculus** (*mon-ok'-u-lus*) [μόνος, single; oculus, eye]. In surgery, a bandage for covering one eye.
- Monocyclic** (*mon-o-sik'-lik*) [μονόκυκλος, having but one circle]. In biology, arranged in a single whorl.
- Monocyst** (*mon'-o-sist*) [μόνος, single; κύστις, cyst]. A tumor made up of a single cyst.
- Monocystic** (*mon-o-sis'-tik*) [μόνος, single; κύστις, cyst]. Composed of or containing but one cyst.
- Monodactylous** (*mon-o-dak'-til-us*) [μόνος, single; δάκτυλος, finger]. Having only one finger or toe.
- Monodelph, Monodelphon** (*mon'-o-delf, mon-o-delf'-fon*) [μόνος, alone; ἀδελφός, brother]. In biology, a plant the stamens of which are united into a single group by their filaments.
- Monodelphia** (*mon-o-delf'-fe-ah*) [μόνος, single; δελφίς, womb]. A class of mammals possessing a single uterus and a single vagina separated from the rectum.
- Monoderic** (*mon-o-der'-ik*) [μόνος, single; δέρμα, skin]. Composed of a single layer.
- Monodermic** (*mon-o-der'-mik*) [μόνος, single; δέρμα, skin]. Having an envelop composed of a single layer.
- Monodidymus** (*mon-o-did'-im-us*) [μόνος, single; δίδυμος, twin]. One of twins.
- Monodiplopia** (*mon-o-díp-lo'-pe-ah*) [μόνος, single; διπλός, double; ὄψις, sight]. Double vision with a single eye.
- Monodisc strobila**. See *Strobila*.
- Monodont** (*mon'-o-dont*) [μόνος, single; ὀδούς, tooth]. Having but one tooth.
- Monoëmbryony** (*mon-o-em'-bre-on-e*) [μόνος, single; ἐμβρυον, embryo]. In biology, having but a single embryo, as certain seeds.
- Monoflagellate** (*mon-o-flaj'-el-át*) [μόνος, single; flagellum, a whip]. Monomastigata; having only one whip-like appendage, as an infusorian.
- Moniformin** (*mon-o-form'-in*) [μόνος, single, *formica*, an ant]. A substitution-compound of glycerin containing the radicle of formic acid. It is a colorless liquid, obtained by the action of oxalic acid and ether upon glycerin.
- Monogamous** (*mon-og'-am-us*) [μόνος, single; γάμος, marriage]. Having but one wife or mate; living in pairs. In botany, applied to flowers that have the two kinds of sexual elements isolated from one another or not collected under a single capitulum.
- Monogamy** (*mon-og'-am-e*) [μόνος, single; γάμος, marriage]. The marriage of two individuals of opposite sexes.
- Monogastric** (*mon-o-gas'-trik*) [μόνος, single; γαστήρ, stomach]. Having only one stomach or belly.
- Monogeneous** (*mon-o-je'-ne-us*) [μόνος, single; γένος, race]. Of one race or family. In botany, having but one surface of increase.
- Monogenesis** (*mon-o-je'-es-is*) [μόνος, single; γένεσις, origin]. In biology: (a) development of offspring resembling the parent, as distinguished from *metagenesis*; (b) development from a single hermaphroditic parent; (c) origin of all organisms from a single cell.
- Monogenetic** (*mon-o-je'-en-el'-ik*) [μόνος, single; γενετή, source, beginning, birth]. In biology, exhibiting direct development without alternation of generations, or heterogeny, as distinguished from *digenetic*.
- Monogenic** (*mon-o-je'-en-el'-ik*) [μόνος, single; γεννᾶν, to produce]. In biology, producing but one sort of embryo, as distinguished from *diphygenic*.
- Monogenism** (*mon-oj'-en-izm*) [μόνος, single; γένος, race]. The doctrine that the members of the human race are descended from one pair only.
- Monogenous** (*mon-oj'-en-us*) [μόνος, single; γένος, produce]. In biology, applied to organisms that resemble their parents.
- Monoglenous** (*mon-o-gle'-nus*) [μόνος, single; γλήνη, pupil]. Having, or seeing with, but one pupil.
- Monogoneutic** (*mon-o-gon-u'-tik*) [μόνος, single; γονεῖν, to produce]. In biology, producing but a single brood during the year.
- Monogonoporous** (*mon-o-gon-op'-or-us*) [μόνος, single; γόνος, offspring; πόρος, passage]. Having only one genital outlet.
- Monogony** (*mon-og'-o-ne*) [μόνος, single; γονία, produce]. In biology, generation among animals in which sex is not differentiated.
- Monograph** (*mon'-o-graf*) [μόνος, single; γράφειν, to write]. A treatise or memoir concerning a single subject.



**Monogynecial** (*mon-o-jin-e'-se-al*) [μόνος, single; γυνή, female; οἶκος, house]. In biology, applied to fruits that are formed from the pistil of one flower.

**Monogyny** (*mon-oy'-in-e*) [μόνος, single; γυνή, female]. In biology, mating with but one female.

**Monohemorous** (*mon-o-hem'-er-us*) [μόνος, single; ἡμέρα, a day]. Lasting but a day; ephemeral.

**Monohydric** (*mon-o-hi'-dri-k*) [μόνος, single; ὕδωρ, water]. Containing one atom of hydrogen. Specifically applied to such acids as have a single hydrogen atom replaceable by a basic atom or radicle; and also to alcohols that by oxidation exchange two atoms of hydrogen for one of oxygen, and form acids containing the same number of carbon atoms as the alcohols from which they were derived.

**Monoicous** (*mon-o'-ik-us*). Synonym of *Monecious*.

**Monoideism** (*mon-o-i-de'-izm*) [μόνος, single; ἰδέα, idea]. The domination of a single idea, as in certain cases of hypnotism and insanity.

**Monolein** (*mon-o'-le-in*) [μόνος, single; oleum, oil],  $C_{21}H_{38}O_2$ . A compound of glycerin and oleic acid occurring in crystals.

**Monolocular** (*mon-o-lok'-u-lar*) [μόνος, single; locus, a cell or cavity]. Having one cell. Unicellular. Synonym of *Unilocular* and *Monocystic*.

**Monomania** (*mon-o-ma'-ne-ah*) [μόνος, single; μανία, madness]. A form of mania or madness in which a single delusion or form of delusion is especially dwelt upon. See *Paranoia*.

**Monomaniac** (*mon-o-ma'-ne-ah*) [μόνος, single; μανία, madness]. A person who dwells especially upon one delusion or form of delusion.

**Monomastigata** (*mon-o-mas'-tig-āt*). Same as *Monoflagellate*.

**Monomeniscous** (*mon-o-men-is'-kus*) [μόνος, single; μηνίσκος, a crescent, or concavo-convex]. In biology, applied to such invertebrate eyes as are provided with a single lens, e.g., the central eyes of scorpions and *Limulus*, as distinguished from *polymeniscous*.

**Monomerous** (*mon-on'-er-us*) [μόνος, single; μέρος, part]. In biology, applied to flowers that are constructed on the numerical plan of one; or to single-jointed parts of certain animals.

**Monommatous** (*mon-on'-at-us*) [μόνος, single; ὄμμα, eye]. One-eyed.

**Monomoria** (*mon-o-mo'-re-ah*) [μόνος, single; μωρία, folly]. Melancholy.

**Monomorphic** (*mon-o-mor'-fik*) [μόνος, single; μορφή, form]. In biology: (a) applied to a collection of individuals, exhibiting similarity or identity of form; (b) applied to species in which the same forms recur one after another with comparatively insignificant individual characters; the opposite of *pleomorphic*.

**Monomorpho-cellular** (*mon-o-mor'-fo-sell'-u-lar*) [μόνος, single; μορφή, form; cellula, a little cell]. Having but one form of cell; as a monomorpho-cellular myxoma.

**Monomorphous** (*mon-o-mor'-fus*) [μόνος, single; μορφή, form]. Having but a single form; not polymorphous.

**Monomphalia**, **Monomphalus** (*mon-on-fa'-le-ah*, *mon-on'-fal-us*) [μόνος, single; ὀμφαλός, navel]. A double monstrosity united by a common umbilicus.

**Monomyous** (*mon-o-mi'-us*) [μόνος, single; μῦς, muscle]. Having only one muscle; applied to certain bivalves, the shells of which are closed by a single muscle.

**Mononeurus** (*mon-o-nu'-rus*) [μόνος, single; νεῦρον, nerve]. Having only one nervous system.

**Mononoia**, **Mononœa** (*mon-o-noi'-ah*, *mon-o-ne'-ah*) [μόνος, single; νόος, mind]. Same as *Monoideism*.

**Mononuclear** (*mon-o-nu'-kle-ar*). Synonym of *Uninuclear*.

**Mononychous** (*mon-o-nik'-us*) [μόνος, single; ὄνυξ, hoof]. Having an uncleft hoof.

**Mononym** (*mon'-o-nim*) [μόνος, single; ὄνυμα, name]. A name consisting of but a single word. Thus *callosum* is a mononym for *corpus callosum*; *pia*, for *pia mater*; *myel*, for *spinal cord*.

**Mononymic** (*mon-o-nim'-ik*) [μόνος, single; ὄνομα, name]. Having but one name.

**Monopagia** (*mon-o-pa'-je-ah*) [μόνος, single; πάγος, fixed]. Fixed local pain in the head; clonus hystericus.

**Monoparesis** (*mon-o-par'-es-is*) [μόνος, single; πάρεσις, paresis]. Paralysis of a single part of the body, as one limb.

**Monopathophobia** (*mon-o-path-o-fo'-be-ah*) [μόνος, single; πάθος, disease; φόβος, fear]. Monomaniacal pathophobia.

**Monopathy** (*mon-op'-ath-e*) [μόνος, single; πάθος, disease]. Uncomplicated disease of a single organ.

**Monopodia** (*mon-o-pe'-je-ah*). See *Monopodia*.

**Monopetalous** (*mon-o-pet'-al-us*) [μόνος, single; πέταλον, leaf]. See *Gamopetalous* and *Sympetalous*.

**Monophagia** (*mon-o-fa'-je-ah*) [μόνος, single; φαγεῖν, to eat]. 1. Desire for a single article of food. 2. The eating of a single daily meal.

**Monophasia** (*mon-o-fa'-ze-ah*) [μόνος, single; φάναι, to speak]. A centric disturbance of speech, a form of aphasia, in which speech is limited to a single syllable, word, or sentence.

**Monophobia** (*mon-o-fo'-be-ah*) [μόνος, single; φόβος, fear]. 1. Morbid dread of being alone. 2. Fear in itself, or of everything, as a symptom in neurasthenia; abnormal timidity.

**Monophosphatid** (*mon-o-fos'-fat-id*) [μόνος, single; φσφορος]. Any phosphatid which contains only one phosphorus radicle. Several such compounds have been discovered in the brain-substance.

**Monophthalmia** (*mon-off-thal'-me-ah*) [μόνος, single; ὀφθαλμός, eye]. Synonym of *Cyclopia*.

**Monophthalmous** (*mon-off-thal'-mos*) [μόνος, single; ὀφθαλμός, eye]. Single-eyed; also, pertaining to a bandage for one eye.

**Monophyletic** (*mon-o-fi-let'-ik*) [μόνος, single; φυλή, tribe]. In biology, derived from a single prototype. **M. Hypothesis**, the doctrine of *Haeckel*, that the various organic lines of animals have descended from a common type.

**Monophyllous** (*mon-o-fi'-l-us*) [μόνος, single; φύλλον, leaf]. In biology, having but one leaf; formed of a single leaf.

**Monophyodont** (*mon-o-fi'-o-dont*) [μόνος, single; φύνειν, to grow; ὀδούς, tooth]. Having only one set of teeth, as is the case with the Cetacea.

**Monopladid** (*mon-o-plas'-id*) [μόνος, single; πλακοῖς, a flat cake]. In biology, applied to an echinoderm having but a single madreporic plate, as distinguished from *polyplacid*.

**Monoplacula** (*mon-o-plak'-u-lah*) [μόνος, single; πλάξ, plate, tablet; pl., *Monoplaculae*]. In embryology, a single-layered germ; a monoblastic discoid embryo.

**Monoplasmatic** (*mon-o-plas-mat'-ik*). Synonym of *Monoplastic*.

**Monoplast** (*mon'-o-plast*) [μόνος, single; πλαστός, formed, molded]. In biology, any unicellular organism, as a moner or a simple histologic cell.

**Monoplastic** (*mon-o-plas'-tik*) [μόνος, single; πλάσσειν, to mould]. A term applied to cells constituted of only one substance.

**Monoplastid** (*mon-o-plas'-tid*) [μόνος, single; πλαστός, molded]. An organism or structural element composed of only a single cell.

**Monoplegia** (*mon-o-plé'-je-ah*) [μόνος, single; πλήγη, stroke]. Paralysis of a single limb or of a single

- muscle or group of muscles. **M.**, Central, that due to a lesion of the brain. **M.**, Peripheral, that due to a lesion of the nerves or of the ganglion-cells of the anterior horns of the spinal cord.
- Monopodacephalus** (*mon-o-po-das-ef'-al-us*) [μόνος, single; ποῦς, foot; ἄ priv.; κεφαλή, head]. An acephalic monstrosity with but a single foot.
- Monopodia** (*mon-o-po'-de-ah*). See *Monopus*.
- Monopodial** (*mon-o-po'-de-al*) [μόνος, single; ποῦς (ποδ), foot]. In biology, applied to that form of ramification in which all of the branches originate as lateral appendages.
- Monopodium** (*mon-o-po'-de-un*) [μονόπους, one-footed: *pl.*, *Monopodia*]. In biology, an axis of growth that elongates at the apex at the same time that lateral branches are sent out beneath in acropetal succession.
- Monoprionidian** (*mon-o-pri-o-nid'-e-an*) [μόνος, single; πρίων, a saw]. In biology, exhibiting a uniserial arrangement of serrations.
- Monops** (*mon'-ops*). Synonym of *Cyclops*.
- Monopsia** (*mon-ops'-e-ah*). See *Monophthalma*.
- Monopsychosis** (*mon-o-si-ko'-sis*) [μόνος, single; ψυχή, mind: *pl.*, *Monopsychoses*]. Any kind of monomania or delusional insanity of a fixed type.
- Monopus** (*mon'-o-pus*) [μόνος, single; ποῦς, foot]. 1. A developmental defect consisting in absence of one foot or leg. 2. A one-footed monstrosity.
- Monopyrenous** (*mon-o-pi-re'-nus*) [μόνος, single; πυρήν, the stone of a fruit]. In biology, having but one kernel or stone.
- Monorchid, Monorchis** (*mon-or'-kid, mon-or'-kis*) [μόνος, single; ὄρχις, testis]. A person who has but one testicle, or in whom one testicle only has descended into the scrotum.
- Monorganic** (*mon-or-gan'-ik*) [μόνος, single; ὄργανον, instrument]. Pertaining to a single organ.
- Monorrhinous** (*mon-or-i'-nus*) [μόνος, single; ῥίς, nose]. Having a single median nasal cavity.
- Monosaccharid** (*mon-o-sak'-ar-id*). See *Polysaccharid*.
- Monoscelous** (*mon-os-el'-us*) [μόνος, single; σκέλος, leg]. One-legged.
- Monose** (*mon'-ös*). See *Carbohydrates, Table of*.
- Monosis** (*mon-o'-sis*) [μόνωσις, separation, isolation]. In biology, the isolation of one organ from the rest.
- Monositia** (*mon-o-si'-e-ah*). Synonym of *Monophagia*.
- Monosoma, Monosomia** (*mon-o-so'-mah, mon-o-so'-me-ah*) [μόνος, single; σῶμα, body: *pl.*, *Monosomata*]. A double monstrosity with a single body and two heads.
- Monosomus** (*mon-os'-o-mus*). See *Monosoma*.
- Monospasm** (*mon'-o-spazm*) [μόνος, single; σπασμός, spasm]. 1. Spasm affecting limited areas, as one side of the face, a single limb, or a single muscle or muscle-group. 2. An epileptiform seizure confined to one lateral half of the body.
- Monosperm** (*mon'-o-sperm*) [μόνος, single; σπέρμα, seed]. In biology, a one-seeded plant.
- Monospheric** (*mon-o-sfer'-ik*) [μόνος, single; σφαῖρα, sphere]. Consisting of a single sphere.
- Monospondylic** (*mon-o-spon-dil'-ik*) [μόνος, single; σπόνδυλος, a joint of the backbone]. Having a single centrum, as a vertebra.
- Monospore** (*mon'-o-spör*) [μόνος, single; σπόρος, seed]. An unfertilized spore or ovum.
- Monosporogony** (*mon-o-spör-og'-o-ne*) [μόνος, single; σπόρος, seed; γίγνεσθαι, to be born]. Development from a single unfertilized spore; parthenogenesis.
- Monosporous** (*mon-o-spör'-us*) [μόνος, single; σπόρος, a seed]. In biology, producing but a single spore, as the hyphæ or asci of certain *Fungi*.
- Monostachous** (*mon-os'-tak-us*) [μόνος, single; στάχυς, an ear of corn, a spike]. In biology, producing a single spike.
- Monostichous** (*mon-os'-tik-us*) [μόνος, single; στίχος, a line]. In biology, arranged in a single row, rank, series, or layer; the autonym of *diplostichous*.
- Monostigmatous** (*mon-o-stig'-mat-us*) [μόνος, single; στίγμα, stigma]. In biology, having but a single stigma.
- Monostomatous** (*mon-os-to'-mat-us*) [μόνος, single; στόμα, mouth]. Having only one mouth; applied to a class of *Metazoa* the gastrula of which possesses only one ingestive opening.
- Monostylous** (*mon-o-sit'-lus*) [μόνος, single; στῦλος, pillar]. In biology, having but a single style.
- Monosy** (*mon'-o-se*) [μόνωσις, singleness; μονῶν, to make single]. In biology, the abnormal disunion or isolation of organs ordinarily united partially or completely; if congenital it is called *adamsy*, if occurring in parts previously joined *dialysis*.
- Monothalamous** (*mon-o-thal'-am-us*) [μόνος, single; θάλαμος, chamber]. Consisting of only one chamber.
- Monothelious** (*mon-o-the'-le-us*) [μόνος, single; θήλυς, female]. In biology, polyandrous; applied to species in which several males serve a single female.
- Monotic** (*mon-ot'-ik*) [μόνος, single; οὖς, ear]. Pertaining to but one of the ears.
- Monotocous** (*mon-ot'-o-kus*) [μόνος, single; τόκος, birth]. In biology, bearing fruit or producing young but once or but one at a time; uniparous.
- Monotonia** (*mon-o-to'-ne-ah*) [μόνος, single; τόνος, tone]. Uniformity of voice; in vocalization, that kind of uniformity that results from paralysis of the laryngeal tensors.
- Monotonic** (*mon-o-ton'-ik*) [μονότονος, of a single form, simple]. In biology, applied to such groups or masses of materials or organisms as are homogenous; being characterized by a single species or a single genus, or even a single family or order; the opposite of *Poly-mixis, q. v.*
- Monotrema** (*mon-o-tre'-mah*) [μόνος, single; τρήμα, hole: *pl.*, *Monotremata*]. A single aperture. The *Monotremata* form a class of animals including the duckbill, in which the intestinal and the genito-urinary tracts open into a common cloaca.
- Monotridymus** (*mon-o-trid'-im-us*) [μόνος, single; τριδνυμος, triple]. A monstrosity consisting of three bodies or having triplicate parts.
- Monotrochal** (*mon-ot'-ro-kal*) [μόνος, single; τροχός, wheel]. In embryology, applied to embryos having but a single ciliated band.
- Monotypal** (*mon-o-ti'-pal*) [μόνος, single; τύπος, type]. Having but a single type or form, as a monotypal disease or genus.
- Monotype** (*mon'-o-ti-p*) [μόνος, single; τύπος, type]. In biology the sole typical representative of its kind.
- Monovalent** (*mon-ov'-al-ent*). Same as *Univalent*.
- Monoxid** (*mon-oks'-id*) [μόνος, single; ὀξύς, acid]. An oxid containing a single oxygen atom combined either with two univalent atoms or with one bivalent atom.
- Monozoic** (*mon-o-zo'-ik*) [μόνος, single; ζῶον, an animal]. In biology, applied to certain unsegmented animals, as *Amphilitina, Caryophyllæus*, and *Archigetes* among the *Platodes*.
- Monro, Foramen of**. See *Foramina, Table of*, and *Porta*.
- M.**, Sulcus of, a slight furrow dividing the mesal surface of the thalamus of the brain into a dorsal and a ventral area. Also called *Aulix*.
- Mons** (*monz*) [L.: *pl.*, *Montes*]. 1. A mountain. In anatomy, the *Mons pubis* or the *Mons veneris*. **M. cerebelli**. See *Monticulus*. **M. pubis**, the emi-



nence in front of the body and horizontal ramus of the os pubis; it is called also, in the female, *M. veneris*. *M. veneris*, the mons pubis of the female.

**Monse's Solution, M.'s Salt.** See *Ferrum*.

**Monster** (*mon'-ster*). See *Monstrosity*.

**Monstricide** (*mon'-stris-id*) [*monstrum*, monster; *cædere*, to kill]. The killing of a monster.

**Monstriferous** (*mon-strif'-er-us*) [*monstrum*, monster; *ferre*, to bear]. Producing monsters.

**Monstrosity** (*mon-stros'-it-e*) [*monstrum*, a monster].

I. A teratism; a fetus or being with an abnormal development or superfluity or deficiency of parts or some vice of conformation. These may be compound or double, single or simple, according as the monster is composed of the malformations of one or more elementary organisms. 2. Teratism; the abstract quality of being monstrous; congenital deformity. A table of monstrosities is appended. **M.**, **Emmenic**, Raciborski's term for a female child that menstruates during infancy. **M.**, **Parasitic**, a compound monstrosity in which a subsidiary part is nourished by the autosite, or principal organism.

## TABLE OF MONSTROSITIES.\*

ACCORDING TO GEOFFROY SAINT-HILAIRE, ALTERED  
BY HIRST AND PIERSOL.

### HEMITERATA.

#### I. ANOMALIES OF VOLUME.

##### A. OF STATURE.

1. *General Diminution*, as in a dwarf—delayed growth.
2. *General Increase*, as in a giant—precocious development.

##### B. OF VOLUME, strictly speaking.

1. *Local Diminution*. Affecting—
  - a. *Regions*, as a limb.
  - b. *Systems*, as undeveloped muscles.
  - c. *Organs* as small breasts, stenosis of canals, etc.
2. *Local increase*, affecting—
  - a. *Regions*, as the head.
  - b. *Systems*, as the adipose tissue.
  - c. *Organs*, as large breasts in women, lactiferous breasts in men.

#### II. ANOMALIES OF FORM. *Single Order*, including—deformed heads; anomalies of shape in the stomach; deformed pelvis, etc.

#### III. ANOMALIES OF COLOR.

- A. *Deficiency*, complete, partial or imperfect albinism.
- B. *Excess*, complete, partial or imperfect melanism.
- C. *Alteration*, as in unusual color of the iris.

#### IV. ANOMALIES OF STRUCTURE.

- A. *Deficiency in Consistency*, as cartilaginous conditions of bones.
- B. *Excess in Consistency*, as anomalous ossification.

#### V. ANOMALIES OF DISPOSITION.

##### A. BY DISPLACEMENT.

1. *Of the splanchnic organs*, as anomalous direction of heart or stomach, hernias, exstrophy of the bladder, etc.
2. *Of the non-splanchnic organs*, as club-foot, curvature of the spine, misplaced teeth, misplaced blood-vessels, etc.

##### B. BY CHANGE OF CONNECTION.

1. *Anomalous articulations*.
2. *Anomalous implantations*, as teeth out of line.
3. *Anomalous attachments*, as of muscles and ligaments.
4. *Anomalous branches*, as of arteries and nerves.
5. *Anomalous openings*, as of veins into the left auricle, of the ductus choledochus in an unusual situation, of the vagina into the rectum, of the rectum into the male urethra, of the rectum at the umbilicus, cloaca.

#### C. IN CONTINUITY.

1. *Anomalous imperforations*, as of rectum, vulva, vagina, mouth, esophagus.
2. *Anomalous union of organs*, as of kidneys, testes, digits, teeth, ribs; adhesion of the tongue to the palate.

#### D. BY CLOSURE, as in complete transverse septum in the vagina.

#### E. BY DISJUNCTION.

1. *Anomalous perforations*, as persistence of foramen ovale, ductus arteriosus, urachus.
2. *Anomalous divisions*, as splits, fissures in various organs, hare-lip, hypospadias, fissured tongue, cleft palate, fissured cheek.

### VI. ANOMALIES OF NUMBER AND EXISTENCE.

1. *By numerical defect*, as absence of muscles, vertebrae, ribs, digits, teeth, a lung, a kidney, the womb, the bladder, etc.
2. *By numerical excess*, as supernumerary digits, ribs, teeth, breasts, a double uterus.

## HETEROTAXIS.

#### I. SPLANCHNIC INVERSION.

#### II. GENERAL INVERSION.

### HERMAPHRODITES.\*

#### I. TRUE HERMAPHRODITES.

- a. *Bilateral hermaphrodites*.
- b. *Unilateral hermaphrodites*.
- c. *Lateral hermaphrodites*.

#### II. PSEUDO-HERMAPHRODITES, with double sexual formation of the external genitals, but with unisexual development of the reproductive glands (ovaries and testicles).

##### a. Male Pseudo-hermaphrodites (with testicles).

1. *Internal pseudo-hermaphrodites*. Development of uterus masculinus.
2. *External pseudo-hermaphrodites*. External genitals approach the female type; the monstrosity presents a feminine appearance and build.
3. *Complete pseudo-hermaphrodites* (internal and external). Uterus masculinus with tubes; separate efferent canals for bladder and uterus.

##### b. Female pseudo-hermaphrodites (with ovaries). Persistence of male sexual parts.

1. *Internal hermaphrodites*. Formation of vas deferens and tubes.
2. *External hermaphrodites*. Approach of the external genitals to the male type.
3. *Complete hermaphrodites* (internal and external.) Masculine formation of the external genitals and of a part of the sexual tract.

## MONSTERS.

### CLASS I.—SINGLE MONSTERS.

#### ORDER I.—AUTOSITIC MONSTERS.

Genus I,	Species 1. <i>Ectromelus</i> . . . . .	{	Phocomelus
			Hemimelus
Genus II,	Species 2, . . . . .	{	Micromelus
			Ectromelus
Genus III,	Single species, <i>Celosoma</i> , . . . . .	{	Symelus
			Uromelus
Genus IV,	Species 1. <i>Exencephalus</i> , . . . . .	{	Sirenomelus
			Aspalasoma
Genus V,	Species 2. <i>Pseudencephalus</i> , . . . . .	{	Agénosoma
			Cyllosoma
Genus VI,	Species 3. <i>Anencephalus</i> , . . . . .	{	Schistosoma
			Pleurosoma
Genus VII,	Species 1. <i>Exencephalus</i> , . . . . .	{	Celosoma
			Notencephalus
Genus VIII,	Species 2. <i>Pseudencephalus</i> , . . . . .	{	Proencephalus
			Podencephalus
Genus IX,	Species 3. <i>Anencephalus</i> , . . . . .	{	Hyperencephalus
			Iniñencephalus
Genus X,	Species 1. <i>Exencephalus</i> , . . . . .	{	Exencephalus
			Nosencephalus
Genus XI,	Species 2. <i>Pseudencephalus</i> , . . . . .	{	Thlipsencephalus
			Pseudencephalus
Genus XII,	Species 3. <i>Anencephalus</i> , . . . . .	{	Derencephalus
			Anencephalus

\* Reproduced with the kind consent of the Publishers, from "Human Monstrosities," By Barton Cooke Hirst, M. D., and George A. Piersol, M. D. Philadelphia: Lea, Brothers & Co., 1892.

\* Klebs' classification of hermaphrodites as given by Ahlfeld, is substituted for that of Geoffroy Saint-Hilaire.

Genus IV,	Species 1. <i>Cyclocephalus</i> , . . . . . Species 2. <i>Octocephalus</i> , . . . . .	Ethmocephalus Cebocephalus Rhinocephalus Cyclocephalus Stomocephalus
		Sphenocephalus Octocephalus Edocephalus Opococephalus Triocephalus
ORDER II.—OMPHALOSITIC MONSTERS.		
Genus I,	Species 1. <i>Paracephalus</i> , . . . . . Species 2. <i>Acephalus</i> , . . . . .	Paracephalus Omaccephalus Hemiaccephalus
		Acephalus Peracephalus Mylacephalus
Genus II, Single species, <i>Anideus</i> .		

## CLASS II.—COMPOSITE MONSTERS.

## ORDER I.—DOUBLE AUTOSITIC MONSTERS.\*

- A. *Terata katacididyma*.  
 Genus I, Diprosopus  
 Genus II, Dicephalus  
 Genus III, Ischiopagus  
 Genus IV, Pygopagus
- B. *Terata anadidyma*.  
 Genus I, Dipygus  
 Genus II, Syncephalus  
 Genus III, Craniopagus
- C. *Terata anakatadidyma*.  
 Genus I, Prosopothoracopagus  
 Genus II, Omphalopagus  
 Genus III, Rhacipagus

## ORDER II.—DOUBLE PARASITIC MONSTERS.

Genus I,	Species 1. <i>Heterotypus</i> , . . . . .	Heteropagus Heterodelphus Heterodymus Heterotypus Heteromorphus Epicomus
		Species 2. <i>Heteralius</i> ,
Genus II,	Species 1. <i>Polygnathus</i> , . . . . .	Epignathus Hypognathus Paragnathus Augnathus
	Species 2. <i>Polymelus</i> ,	Pygomelus Gastromelus Notomelus Cephalomelus Melomelus
Genus III, { <i>Endocyma</i> , . . . . .		{ Dermocyma Endocyma

## ORDER III.—TRIPLE MONSTERS.

**Monstrum** (*mon'-strum*). See *Monstrosity*.

**Monteggia's Dislocation** (*mon-tej'-e-ah*). A form of dislocation of the hip-joint in which the head of the femur is near the anterior superior iliac spine, and the limb is rotated outward.

**Monteverde's Sign or Test**. See *Death, Signs of*.

**Montgolfier's Formula**. A formula for estimating the velocity of air. It is as follows: "The velocity in feet per second is equal to eight times the square root of the height through which the body has fallen." This is expressed by the formula.

$$v = \sqrt{2g \left( x - \frac{x}{1 + .002(t-t')} \right)}$$

$v$  = The velocity in feet per second.

$g$  = The acceleration due to gravity, 32.18 feet per second.

$x$  = Height of shaft.

$t$  = Internal temperature.

$t'$  = External temperature.

.002 = Co-efficient of expansion for 1° F.

\* The third order of Geoffroy Saint-Hilaire, single parasitic monsters, under which name he describes dermoid cysts, is omitted. Forster's classification is substituted, with slight modification, for that of Geoffroy Saint-Hilaire.

**Montgomery's Cups**. The dilated canals of the uterine tubular glands. They appear as minute projections on the external surface of aborted ova. **M's Glands**. Accessory rudimentary milk-glands. (Rein.) See also *Gland. M's Tubercles*. Same as *M's Glands*.

**Monthier's Blue**. Same as *Prussian Blue*.

**Monthly** (*month'-lēz*). See *Menses*.

**Monthling** (*month'-ling*) [ME., *month*, *month*]. An infant one month old.

**Monthly** (*month'-le*) [ME., *monethly*, *monthly*]. Occurring once a month; lasting for a month. **M. Courses**. See *Menses*. **M. Nurse**, a nurse who attends after childbirth.

**Monti's Copper Method**. A method of staining nerve-cells. See *Stains, Table of*.

**Monticulus** (*mon-tik'-u-lus*) [L.]. 1. A little elevation. 2. Same as *M. cerebelli*. **M. cerebelli**, the small convex projection on the upper part of the median line of the cerebellum; the central portion of the superior vermiciform process.

**Montpellier Yellow**. Same as *Cassel Yellow*.

**Mooltan Sore**. Same as *Furunculus orientalis*.

**Moon** [ME., *moone*, *moon*]. The satellite of the earth. **M.-blindness**, amblyopia caused by exposure of the eyes to the moon's light during sleep. See also *Menotyphlosis*. **M.-blink**, a temporary evening blindness of the tropics, supposed to be due to sleeping in the moonlight. **M.-eye**; 1. An eye supposed to be affected by the moon. 2. A disease of the eye in horses. **M.-eyed**, dim-eyed; affected with moon-eye. **M.-face**, a full, round face. **M.-flaw**, an attack of lunacy. **M.-madness**, lunacy. **M.-seed**. See *Menispermum*. **M.-sick**, crazy. **M.-stricken**, **M.-struck**. See *Lunatic*. **M.-stroke**, a neurosis supposed to result from exposure to the rays of the moon.

**Moonling** (*moon'-ling*) [ME., *moone*, *moon*]. A lunatic.

**Moore's Figure of Eight**. A figure-of-eight bandage made of a folded shawl or strip of muslin, and used as a dressing for fracture of the clavicle. **M.'s Method**. See *Treatment, Methods of*. **M.'s Reagent and Test**. See *Tests, Table of*.

**Moos-pappe** (*mōz-pop-a'*) [Ger.] An absorbent material consisting of a variety of moss, and prepared for use as a surgical dressing.

**Moosewood**. See *Dirca palustris*.

**Moral Insanity**. See *Insanity*.

**Morand's Disease**. Paresis of the extremities. See *Diseases, Table of*. **M.'s Foot**, a foot with eight toes. See *Diseases, Table of*.

**Morbi** (*mor'-bi*) [L., plural and genitive of *Morbus*]. Of a disease. **Agens morbi**, the cause or agent of disease. **Ens morbi**, the being or essential quality of disease. **Materies morbi**, the substance producing a disease.

**Morbid** (*mor'-bid*) [*morbidus*, *morbus*, disease]. Pertaining to disease. **M. Anatomy**, the anatomy of organs or tissues in a state of disease.

**Morbidity** (*mor'-bid'-it-e*) [*morbus*, disease]. The quality of disease or of being diseased. Also the conditions inducing disease. Also the statistics of the diseases in a community at a given period; the sick-rate. **M. and Mortality**, a term expressive of the statistical relations of disease and the death-rate.

**Morbiferous** (*mor-bif'-er-us*) [*morbus*, disease; *ferre*, to bear]. Conveying or spreading disease.

**Morbific** (*mor-bif'-ik*) [*morbus*, disease; *facere*, to make]. Causing or inducing disease.

**Morbigenous** (*mor-bij'-en-us*) [*morbus*, disease; *γεννᾶν*, to produce]. Producing disease.



**Morbidity** (*mor-bil'-it-e*). Same as *Morbidity*.

**Morbilli** (*mor-bil'-i*) [dim. of *Morbus*, disease]. See *Rubeola*, *Measles*.

**Morbilloform** (*mor-bil'-if-orm*) [*morbilli*, measles; *forma*, form]. Resembling measles.

**Morbilious** (*mor-bil'-us*) [*morbilli*, measles]. Pertaining to measles.

**Morbose** (*mor'-bōs*) [*morbosus*, *morbus*, disease]. Diseased.

**Morbosity** (*mor-bos'-it-e*) [*morbosus*, diseased]. A condition of disease.

**Morbus** (*mor'-bus*) [L.]. A disease or illness. **M. Addisonii**. See *Addison's Disease*. **M. ætatis**, disease peculiar to a certain age. **M. anglicus**. Synonym of *Rachitis*. **M. ampullaceus**. Synonym of *Pemphigus*. **M. animatus**, a parasitic disease. **M. aphrodisiacus**, **M. aphrodisia**. Synonym of *Syphilis*. **M. apoplecticus**. Synonym of *Ménière's Disease*. **M. arietis**. Synonym of *Influenza*. **M. articularis**. Synonym of *Gout*. **M. attonitus**. Synonym of *Catalepsy* and also of *Apoplexy*. **M. basedowii**. See *Exophthalmic Goiter*. **M. brightii**. See *Bright's Disease*. **M. bullosus**. Synonym of *Pemphigus*. **M. caducus**. See *Epilepsy*. **M. carinus**. Synonym of *Insolation*. **M. Celsi**. Synonym of *Catalepsy*. **M. cerebialis whytii**. Synonym of acute internal hydrocephalus. **M. ceruleus**. See *Cyanosis*, *Congenital*. **M. comitialis**. Synonym of *Epilepsy*. **M. costalis**. Synonym of *Pleurisy*. **M. coxarius**. See *Coxalgia*. **M. cucullus**. Synonym of *Whooping-cough*. **M. deficus**. Synonym of *Epilepsy*. **M. divinus**, **M. divus**. Synonym of *Epilepsy*. **M. dominorum**. Synonym of *Gout*. **M. elephas**. See *Elephantiasis arabum*. **M. erronum**, a deep bronze coloration of the skin resulting from prolonged exposure to the sun's rays or to vicissitudes of climate. **M. fellifluus**. Synonym of *Cholera*. **M. fœdus**. Synonym of *Epilepsy*. **M. gallicus**. Synonym of *Syphilis*. **M. gesticulatorius**. Synonym of *Chorea*. **M. glandulosus**. Synonym of *Glanders*. **M. heracleus**, **M. heracleus**. Synonym of *Elephantiasis* and of *Epilepsy*. **M. hispanicus**. Synonym of *Syphilis*. **M. incurvus**. Synonym of *Kyphosis*. **M. indicus**. Synonym of *Syphilis*. **M. infantilis**. Synonym of *Epilepsy*. **M. insputatus**. Synonym of *Epilepsy*. **M. interlunus**. Synonym of *Epilepsy*. **M. ischiadicus**. Synonym of *Sciatica*. **M. italicus**. Synonym of *Syphilis*. **M. luteolus**. Synonym of *Jaundice*. **M. maculosus dieckerhoffii**. A hemorrhagic purpura of horses. **M. maculosus werlhofii**. See *Werlhof's Disease* and *Purpura hæmorrhagica*. **M. magnus**. Synonym of *Epilepsy*. **M. medicorum**, the mania of those who seek the advice of physicians for imaginary diseases. Overmuch doctoring. **M. mucosus**, mucous disease; intestinal catarrh. **M. nauticus**. Synonym of *Sea-sickness*. **M. neapolitanus**. Synonym of *Syphilis*. **M. oryzeus**. Synonym of *Asiatic Cholera*. **M. pallidus**, **M. parthenius**. Synonym of *Chlorosis*. **M. pauperum**. Synonym of *Relapsing fever*. **M. Paxtonii**, a parasitic disease of the hair of the axilla. **M. pilaris**. Synonym of *Trichiasis*. **M. pleuriticus**. Synonym of *Pleurisy*. **M. plumbeus**. Synonym of *Plumbism*. **M. psoadicus**. Synonym of *Psoas Abscess*. **M. regius**. Synonym of *Jaundice*. **M. ruralis**. Synonym of *Ergotism*. **M. sacer**. Synonym of *Epilepsy*. **M. saltatorius**. Synonym of *Chorea*. **M. Sancti Lazari**. Synonym of *Leprosy*. **M. Sancti Valentini**. Synonym of *Epilepsy*. **M. scrophulosus**. Synonym of *Scrofula*. **M. senilis**, the physiologic retrogression frequently seen in old age. **M. sideratus**. Synonym of *Epilepsy*. **M. soticus**.

Synonym of *Epilepsy*. **M. suffocans**. Synonym of *Diphtheria*. **M. suffocatorius**. Synonym of *Diphtheria*. **M. tyrius**. Synonym of *Elephantiasis* and *Leprosy*. **M. virginens**, **M. virginum**. Synonym of *Chlorosis*. **M. werlhofii**. See *Werlhof's Disease*.

**Mordacious** (*mor-da'-se-us*) [*mordax*, biting]. Biting, pungent.

**Mordant** (*mor'-dant*) [*mordere*, to bite]. A substance that fixes the dyes used in coloring textures, or in staining tissues and bacteria. See *Pigments*, *Colors*, and *Dyestuffs*.

**Mordicancy** (*mor'-dik-an-se*) [*mordicare*, to bite]. Pungency; biting quality, as of a drug.

**Mordicant** (*mor'-dik-ant*). Synonym of *Mordacious*.

**Mordication** (*mor-dik-a'-shun*) [*mordicare*, to bite]. A burning and stinging inflammatory condition of the skin.

**Morrel's Ear**. See *Ear*, *Deformities of*, and *Diseases*, *Table of*. **M.'s Tourniquet**, the first tourniquet known, introduced by Morel in 1674.

**Morgagni** (*mor-gan'-e*). A noted Italian anatomist of the eighteenth century. **M.'s Caruncle**. The middle lobe of the prostate gland. **M., Cataract of**. See *Cataract*. **M., Columns of**. See *Column*. **M., Foramen of**. See *Foramina*, *Table of*. **M.'s Fossa**. See *Fossa navicularis*. **M.'s Frenum**, the projection formed by the union of the ileo-colic and ileo-cecal valves. **M., Glands of**. See *Gland*. **M.'s Humor**, same as *M.'s Liqueur*. **M., Hydatid of**. See *Hydatid*. **M.'s Lacuna**, one of the depressions of the urethral mucosa into which the urethral glands open. Also, the *Fossa navicularis*. **M.'s Liqueur**, the fluid found within the capsule of the crystalline lens after death. **M., Sinus of**. See *Sinus*. **M., Ventricle of**. See *Ventricle*.

**Morgan's Method**. See *Treatment*, *Methods of*.

**Morgue** (*morg*) [Fr.]. A dead-house, a mortuary. A place where unknown dead are exposed for identification.

**Mori, Succus; Mori, Syrupus**. See *Morus*.

**Moria** (*mo'-re-ah*) [*μωρία*, folly]. A form of dementia characterized by talkativeness and childish silliness.

**Moribund** (*mor'-ib-und*) [*moribundus*, *moriri*, to die]. Dying. Ripe for dissolution.

**Moric Acid** (*mo'-rik*) [*morus*, a mulberry tree]. 1. A crystalline acid obtained from *Morus alba*. 2. Morin, *q. v.*

**Moriform** (*mo'-rif-orm*) [*morus*, a mulberry; *forma*, form]. Shaped like a mulberry. **M. Glands**. See *Gland*.

**Morin** (*mo'-rin*) [*morus*, a mulberry tree],  $C_{13}H_8O_6 + 2H_2O$ . A coloring-matter found in yellow-wood (*Morus tinctoria*). It decomposes into phloroglucin and resorcin. See *Pigments*, *Conspectus of*.

**Morin's Base**. See *Glucosin*.

**Morindin** (*mo-rin'-din*) [*morus*, the mulberry; *Indicus*, Indian],  $C_{28}H_{30}O_{15}$ . A crystalline substance found in *Morinda citrifolia*. On decomposition it is said to yield alizarin.

**Morindon** (*mor-in'-don*) [*morus*, a mulberry; *Indicus*, Indian],  $C_{28}H_{30}O_{10}$ . A beautiful red substance obtained from *Morindin*.

**Moringa** (*mo-ring'-gah*) [native Malabar]. A genus of dicotyledonous polypetalous trees. **M. pterygosperma**, **M. zeylanica**, horse-radish tree, found in the West Indies and the East. The oil of the seeds, the root, and the gum, all have been used in a great variety of diseases, both local and general. Unof.

**Morioplasty** (*mor'-e-o-plas-te*) [*μόρον*, part; *πλάσσειν*, to mold]. Autoplasty; plastic surgery.

**Morning** (*morn'-ing*) [ME., *morninge*, morning]. The first part of the day. **M. Sickness**. The nausea

of pregnant women, occurring chiefly in the early months of gestation; also, the imitative or sympathetic nausea sometimes experienced by the husband during the wife's early pregnancy; eonosis. **M-tire**. A peculiar condition seen in melancholia and neurasthenia, in which the patient awakes in the morning from a sound sleep unrefreshed and, in fact, more fatigued than on retiring.

**Morocco Leather**. See *Leather*.

**Morocomium** (*mo-ro-ko'-me-um*) [μωρός, mad; κομειν, to care for]. An insane asylum.

**Morodochium** (*mo-ro-do'-ke-um*) [μωρός, silly; δέχεσθαι, to receive]. An asylum for the insane.

**Morose** (*mor-oz'*) [morosus, fretful]. Of a sour temper; sullen.

**Morosis** (*mo-ro'-sis*) [μωρωσις, foolishness]. Insanity.

**Morotrophium** (*mo-ro-tro'-fe-um*). Synonym of *Morocinium*.

**Moroxilic Acid** (*mor-oks-il'-ik*) [morus, mulberry; όξύς, acid]. Same as *Moric Acid*.

**Morph** (*morf*) [μορφή, a blotch]. One of the dark spots that occur on the foreheads of blond women suffering from uterine trouble, or who are pregnant.

**Morphea**, **Morphæa** (*mor-fe'-ah*) [μορφή, a blotch]. *Circumscribed Scleroderma*, *Addison's Keloid*; the commonest form of scleroderma, occurring usually in young female adults. Its commonest seats are about the breasts and the face and neck, and often it follows the course of the nerve-distribution. It occurs in the form of patches, rounded, ovoid, or irregular in outline; small or large, soft or firm, smooth or shining, pale-yellowish or brownish in color. The lesions are, as a rule, asymmetric. The course of the disease is chronic. The disease may also manifest itself in the form of atrophic, pit-like depressions in the skin, and as lines, streaks, and telangiectases. **M. lardacea**, a form of *Morphea*. **M. maculosa**, a form of morphea characterized by the presence of macules. **M. nigra**, a pigmented form of *Morphea*. **M. tuberosa**, a variety of morphea in which nodules are formed.

**Morpheomania** (*mor-fe-o-ma'-ne-ah*). Same as *Morphomania*.

**Morphetin** (*mor'-fet-in*) [*Morpheus*, god of sleep]. An amorphous, bitter substance resulting when morphin sulphate is boiled with lead peroxid and dilute sulphuric acid.

**Morphew** (*mor'-fu*). See *Morphea*.

**Morphia** (*mor'-fe-ah*). See *Morphina*.

**Morphic** (*mor'-fik*) [μορφή, form]. In biology, pertaining to form.

**Morphina**, **Morphin** (*mor-fi'-nah*, *mor'-fin*) [*Morpheus*, god of sleep; *gen.*, *Morphinæ*],  $C_{17}H_{19}NO_3$ . The name of the principal alkaloid of opium, to which the properties of that drug are chiefly due. It is an anodyne, hypnotic, and narcotic.  $\frac{1}{4}$  gr. corresponds in activity with one grain of opium of average strength. **M. acetat.**, soluble in water. Dose gr.  $\frac{1}{10}$ - $\frac{1}{2}$ . **M. acetat.**, Liq. (B. P.) Dose  $\frac{1}{10}$ - $\frac{1}{2}$ . **M. bromid.**, **M. hydrobromat.**,  $C_{17}H_{19}NO_3HBr$ . A good sedative narcotic. Dose gr.  $\frac{1}{10}$ - $\frac{1}{2}$ . **M. et chloroformi**, Tinct. (B. P.) Dose  $\frac{1}{10}$ - $\frac{1}{2}$ . **M. hydrochloras**, occurs in silky crystals, soluble in water. Dose gr.  $\frac{1}{10}$ - $\frac{1}{2}$ . **M. hydrochlorat.**, Liq. (B. P.) Dose  $\frac{1}{10}$ - $\frac{1}{2}$ . **Injectio morphinæ hypodermica** (B. P.), contains one grain of the acetate of morphin in each ten minims of water. **M. et ipecacuanhæ**, Troch., each contains gr.  $\frac{1}{10}$  of morphin. **M. Oleatum**, contains morphin 10, oleic acid, 90 parts; for local use. Unof. **M.**, **Pulv.**, **Comp.**, Tully's powder, contains morphin sulphate 1, camphor, licorice, and calcium carbonate, aa, 20 parts. Dose gr. v-xv. **M. sulph.**, Liq., Magendie's solution;

contains morphin sulph. gr. xvj to each fl.  $\frac{3}{4}$ . Dose  $\frac{1}{10}$ -xv. Unof. **M. sulphas**, acicular crystals, soluble in hot water. Dose gr.  $\frac{1}{8}$ - $\frac{1}{2}$ . **M.**, **Suppos.** (B. P.), each contains gr. ss morphin. **M.**, **Suppos.**, cum sapone (B. P.), each contains gr. ss of morphin. **M. tartras**,  $C_4H_6O_6(C_{17}H_{19}NO_3)_2$ , used hypodermatically. Dose, gr.  $\frac{1}{10}$ - $\frac{1}{2}$ . **M.**, **Trochis.** (B. P.) and **M. et ipecac.**, **Trochis.** (B. P.), each containing gr.  $\frac{1}{8}$  of morphin. Dose 1 to 4.

**Morphinia** (*mor-fin'-e-ah*) [*Morpheus*, god of sleep]. Any disease due to the excessive use of morphin.

**Morphinism** (*mor'-fin-izm*) [*Morpheus*, god of sleep]. The diseased condition caused by the excessive and habitual use of morphin.

**Morphinization** (*mor-fin-iz'-shun*) [*Morpheus*, god of sleep]. The production of the physiologic effects of morphin.

**Morphinomania** (*mor-fin-o-ma'-ne-ah*) [*Morpheus*, god of sleep; *μανία*, madness]. A morbid craving for morphin as a stimulant.

**Morphinophagia**, **Morphiophagy** (*mor-fin-o-fa'-je-ah*, *mor-fi-off'-aj-e*) [*Morpheus*, god of sleep; *φαγειν*, to eat]. Opium-eating.

**Morphiomania** (*mor-fe-o-ma'-ne-ah*). Synonym of *Morphinomania*.

**Morphiopathy** (*mor-fe-op'-ath-e*). Synonym of *Morphinomania*.

**Morpho-biologic** (*mor-fo-bi-o-loj'-ik*) [μορφή, form; *βίος*, life; *λόγος*, science]. Pertaining to the form and biology of an organism.

**Morphæa** (*mor-fe'-ah*). See *Morphea*.

**Morphogenesis** (*mor-fo-jen'-es-is*) [μορφή, form; *γένεσις*, origin]. See *Morphogeny*.

**Morphogeny** (*mor-foj'-en-e*) [μορφή, form; *γένεσις*, generation]. In biology, the genesis of form; the history of the evolution of form.

**Morphography** (*mor-fog'-ra-fe*) [μορφή, form; *γράφειν*, to write]. In biology, systematic investigation of the structure of organisms in the most comprehensive way.

**Morpholecithal** (*mor-fo-les'-ith-al*) [μορφή, form; *λέκθος*, yolk of an egg]. 1. Germinal; formative. 2. Pertaining to the morpholecithus.

**Morpholecithus** (*mor-fo-les'-ith-us*) [μορφή, form; *λέκθος*, yolk of an egg]. The formative yolk of an egg; the portion of an egg that undergoes segmentation and germination.

**Morpholin** (*mor'-fo-lin*) [*Morpheus*, god of sleep],  $C_4H_9NO$ . A compound formed by heating dioxethylamin to 160° C. with HCl.

**Morphologic** (*mor-fo-loj'-ik*) [μορφή, form; *λόγος*, science]. Pertaining to the form of organisms or twin parts.

**Morphology** (*mor-fol'-o-je*) [μορφή, form; *λέγειν*, to speak]. The department of biology that deals with form and structure.

**Morpholysis** (*mor-fol'-is-is*) [μορφή, form; *λύσις*, a loosing]. Destruction of form.

**Morphomania** (*mor-fo-ma'-ne-ah*). See *Morphinomania*.

**Morphometry** (*mor-fom'-et-re*) [μορφή, form; *μέτρον*, measure]. The measuring or determining of the forms of organisms.

**Morphon** (*mor'-fon*) [μορφή, form]. In biology, a definite morphologic individual element or organism; one of the following categories: *plastid*, *idorgan* (= *organ*, *antimere*, *metamere*), *persona*, *corm*, *q. v.*

**Morphonomy** (*mor-fon'-o-me*) [μορφή, form; *νομία*, *νέμειν*, to distribute]. That department of biologic science devoted to the investigation of the principles of organic morphology.

**Morphonosus** (*mor-fon'-o-sus*) [μορφή, form; *νόσος*,



disease]. An anomalous change in the form of organs or parts.

**Morphophyly** (*mor-fōf'-il-e*) [*μορφή*, form; *φυλή*, a tribe]. The department of phylogeny that deals with form alone.

**Morphoplasm** (*morf'-o-plazm*) [*μορφή*, form; *πλάσμα*, anything formed or molded]. In biology, Weismann's substitute for the word "protoplasm," to distinguish the vital substance of the cell from that of the nucleus; "formative plasm"; "trophoplasm" (Nägeli) as distinguished from the "hereditary plasm" or "idioplasm."

**Morphosis** (*mor-fō'-sis*) [*μορφέειν*, to form]. Any morbid formation or organic change. In biology, morphogenesis; the assumption of characteristic organic form.

**Morphostechiometry** (*mor-fo-stek-e-om'-et-re*) [*μορφή*, form; *στοιχείον*, element; *μέτρον*, measure]. A classification of substances, as plants, crystals, etc., based on their external form.

**Morphotic** (*mor-fōl'-ik*) [*μορφή*, form]. Pertaining to, or due to, morphosis; characterized by morphosis; pertaining to anatomic or organic elements. **M. Proteids**, those that become parts of the living cell or that actually enter into the structure of the tissues.

**Morphotomy** (*mor-fōl'-o-me*). Synonym of *Anatomy*.

**Morpion** (*mor'-pe-on*) [Fr.]. The crab-louse.

**Morren's Glands, Morrenian Glands**. Three pairs of glandular lateral sacs that enter the posterior portion of the esophagus of the *Lumbricidae* and related terrestrial *Oligochaeta*; they are also called the lime-secreting glands. See *Gland, Morrenian*.

**Morrhua** (*mor'-u-ah*) [*morua*, a cod; gen. *Morrhua*]. The principal genus of gadoid fishes, including the cod. **M., Oleum**, cod-liver oil. The fixed oil from the livers of the cod-fish, *Gadus morrhua*, and other species of *Gadus*. The best and only official oil is pale-yellow in color, and is usually obtained from drippings. It is an easily assimilated, nutritive food, indicated in tuberculosis, rickets, nervous debility, and strumous skin-diseases. Black coffee and oil of eucalyptus are the best vehicles for its administration. Dose ʒj-ij on a full stomach, or ʒj-ij by inunction. **Glyconin Emulsion**, contains ol. morrhua ʒiv, glyceritum vitelli (glyconin) ʒix, spt. ammoniac arom. ʒj, sherry wine ʒij, acid. phosphoric dil. ʒiv, essent. amygdal. amar. ʒj to Oss of alcohol. Dose ʒij.

**Morrhucic Acid** (*mor'-u-ik*) [*morua*, a cod],  $C_9H_{13}NO_3$ . One of the alkaloids of cod-liver oil. See *Morrhulins*.

**Morrhuin** (*mor'-u-in*) [*morua*, cod],  $C_{19}H_{27}N_3$ . One of the alkaloids of cod-liver oil. See *Morrhulins*.

**Morrhulol** (*mor'-u-ol*) [*morua*, cod; *oleum*, oil]. An alcoholic extractive derivable from cod-liver oil, of complex, and probably of indefinite chemic structure. It has been proposed as a remedial agent in the place of the oil itself. Dose gr. iij-v, in capsules.

**Morrhulins** (*mor'-u-o-linz*) [*morua*, cod; *oleum*, oil]. A general name for the alkaloids of cod-liver oil. These are amylamin,  $C_9H_{13}N$ ; dihydrolutidin,  $C_7H_{11}N$ ; oxycollidin,  $C_8H_{11}NO$ ; morhuin,  $C_9H_{27}N_3$ ; nicomorrhuin,  $C_{20}H_{29}N_4$ ; asellin,  $C_{23}H_{32}N_4$ ; and morrhucic acid,  $C_9H_{13}NO_3$ . The most active of these are amylamin, oxycollidin, morrhuin, and nicomorrhuin.

**Morrison's Pill**. A cathartic pill containing aloes, jalap, extract of colocynth, gamboge, rhubarb, and myrrh.

**Mors** (*morz*) [L.]. Death. **M. nigris**. See *Plague*.

**Morsal** (*mor'-sel*) [*morsus*; *mordere*, to bite]. Relating to the cutting or grinding portion of a tooth.

**Morsulus** (*mor'-su-lus*) [dim. of *morsus*, bite]. A lozenge or tablet.

**Morsus** (*mor'-sus*) [L.]. A bite. **M. diaboli**, the fimbriated distal extremity of an oviduct, also called the pavilion of the tube. **M. stomachi, M. ventriculi**. Synonyms of *Cardialgia*.

**Mortal** (*mor'-tal*) [*mortalis*, from *mors*, death]. Liable to death or dissolution; terminating in death; deadly; fatal.

**Mortality** (*mor-tall'-it-e*) [*mortalitas, mortalis*, from *mors*, death]. The quality of being mortal. Also, the Death-rate. **M.-table**. See *Life-table*.

**Mortar** (*mor'-tar*) [*mortarium*, an urn]. An urn-shaped vessel for containing substances for pulverization, this being accomplished by means of a pestle. It is usually of iron, porcelain, agate, or glass.

**Mortariolum** (*mor-ta-ri'-o-lum*) [dim. of *mortarium*, an urn]. A small mortar; also an alveolus.

**Mortarium** (*mor-tal'-re-um*) [L.]. Same as *Mortar*; also the trunk of the body from the neck to the hips.

**Mortification** (*mor-tif-ik-a'-shun*). See *Gangrene*.

**Mortified** (*mor'-tif-id*) [*mortificare*, to kill]. Gangrenous; dead.

**Mortisection** (*mor-tis-ek'-shun*). Synonym of *Autopsy*.

**Morton's Affection**. Same as *M.'s Foot*. **M.'s Fluid**.

See *M.'s Solution*. **M.'s Foot**, a peculiar and painful disorder pertaining to the metatarso-phalangeal joint of the fourth toe. It consists in a local neuritis, from bruising of one or more branches of the external phalangeal nerve; probably due to high-heeled and tight shoes. See *Metatarsalgia* and *Diseases, Table of*. **M.'s Method**. See *Treatment, Methods of*. **M., Plane of**. See *Plane*. **M.'s Solution**, a solution consisting of potassium iodid gr. xxx, iodine gr. x, glycerin ʒj, used for injection in *spina bifida*. **M.'s Toe**. Same as *M.'s Foot*.

**Mortuary** (*mor'-tu-a-re*) [*mortuarium*, a tomb]. 1. A house or tomb for temporary burial. 2. Relating to death or burial.

**Morula** (*mor'-u-lah*) [dim. of *morum*, a mulberry: *pl.*, *Morulae*]. In embryology, the solid "mulberry germ" or mass of "segmentation cells," "blastomeres" or "cleavage cells," which results from the complete segmentation of the vitellus of an ovum.

**Morulation** (*mor-u-la'-shun*) [*morula*, a little mulberry]. In embryology, the formation of the morula during the process of the segmentation of the egg.

**Moruloid** (*mor'-u-loid*) [*morula*, a little mulberry; *eidōs*, like]. Resembling a morula.

**Morus** (*mo'-rus*) [L.: gen. *Mori*]. Mulberry. **Mori, Succus**, the juice of the ripe fruit of *M. nigra*. It is refrigerant, and may be given in fevers. **M., Syr.** (B. P.) Dose ʒj-ij.

**Morvan's Disease**. A trophic affection of the skin with pain followed by analgesia, first of one side, then of the other, and then the formation of a succession of whitlows, which are usually painless, and are attended with, or are the result of, necrosis of the phalanges. Muscular atrophy, paresis, contraction of the fingers, and loss of the sensations of heat or cold are other symptoms. Most cases occur between twenty and fifty years of age. See *Diseases, Table of*.

**Morve** (*morv*). See *Equinia*.

**Mosaic** (*mo-za'-ik*) [*μωσαϊκός*, mosaic]. Inlaid work made of small pieces inlaid to form a pattern. **M. Gold**. See *Pigments, Conspectus of*. **M. Layer**. See *Mesoretina*. **M. of Muscle-compartments**, the mosaic appearance observed in a striped muscle-fiber when treated with acetic acid.

**Moschate** (*mos'-kāt*) [*μύσχος*, musk]. Having the odor of moschus, or musk.

**Moschatin** (*mos'-kat-in*) [*μύσχος*, musk],  $C_{21}H_{27}NO_7$ . A bitter, brownish substance extracted from *Achillea moschata*.

**Moschatous** (*mos'-kat-us*). Synonym of *Moschate*.

**Moschiferous** (*mos-kif'-er-us*) [*μόςχος*, musk; *ferre*, to bear]. Yielding musk.

**Moschocaryon** (*mos-ko-kar'-e-on*) [*μόςχος*, musk; *κάρυον*, kernel]. Nutmeg.

**Moschus** (*mos'-kus*) [*μόςχος*, musk; *gen.*, *Moschi*]. Musk. The dried secretion obtained from the follicles of the prepuce of the musk-deer, *M. moschiferus*. It is always liable to adulteration, but the Chinese musk is considered the best. It is a diffusible stimulant acting on the nervous centers, and is used with advantage in the collapse of typhoid fever and in pneumonia. It is used chiefly as a perfume, the odor being somewhat aphrodisiac. Dose gr. ij-x. **M.**, Tinct., 10 per cent. in strength. Dose ʒj-jss.

**Mosler's Diabetes**. See *Diabetes*.

**Mosquito** (*mus-ke'-to*) [Sp., a little gnat]. See *Culex*. Cf. *Parasites (Animal)*, *Table of*. **M.-culture**, a culture of blood that has been drawn by a mosquito from a sick person.

**Moss** (*marv*) [ME., *mos*, moss]. A small herbaceous plant of the natural order *Musci*. **M.**, **Ceylon**. See *Agar-agar*. **M.**, **Club**. See *Lycopodium*. **M.**, **Corsican**. See *Corsican Moss*. **M.**, **Iceland**. See *Chondrus*. **M.**, **Irish**. See *Carrageen*. **M.-starch**. See *Lichenin*.

**Motatorious** (*mo-tat'-o'-re-us*) [*motare*, p. p. *motatus*, to move]. In biology, vibratory; applied especially to certain long-legged spiders and crane-flies which have a habit of keeping the body in a state of constant vibration.

**Moth** (*marwth*) [ME., *mothe*, moth]. See *Chloasma*. **M.-patch**. Synonym of *Chloasma*.

**Mother** (*muth'-er*) [ME., *moder*, mother]. A female parent. Also, any residue contained in a solution. **M.-cell**, a cell before segmentation, afterward splitting up into smaller cells called *Daughter-cells*. See *Cell*. **M.-liquor**, the liquid that remains after the contained dissolved substances have been partly or wholly crystallized or precipitated in an amorphous condition. **M.'s Mark**. See *Angioma* and *Nævus maternus*. **M.-nucleus**. See *Karyokinesis* and *Nucleus*. **M.-of-pearl Osteomyelitis**. See *Osteomyelitis*, *Conchiolin*. **M.'s Plaster**. See *Brown Plaster*. **M.'s Salve**. See *Brown Ointment*. **M.-skein**. See *Spi-rem*. **M.'s-spot**, a nevus. **M.-star**, a stage in karyokinesis. See *Karyokinesis*, and *Star*. **M. of Vinegar**, the gelatinous deposit found in vinegar, and formed by the filaments of *Mycoderma aceti*, so-called because, when introduced into a saccharine solution, it converts the solution into vinegar. **M.-water**, the remaining solution of salts and other substances that fail to crystallize after the spontaneously crystallizable salts have been removed. See *M.-liquor*. **M.-wort**, the herb *Leonurus cardiaca*, an emmenagogue, nervine, and antispasmodic. It is a popular remedy in amenorrhea and hysteria. Dose of the fld. ext. ʒss-ij. Unof. **M.-wreath**. See *Aster*, and *Wreath*.

**Motile** (*mo'-til*) [*move*, to move]. Capable of spontaneous motion, as a motile flagellum.

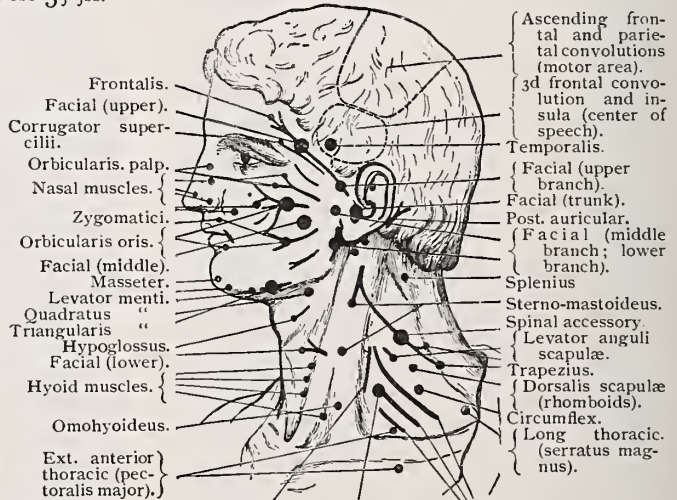
**Motion** (*mo'-shun*) [*move*, to move]. Continuous change of position. Also, an evacuation of the bowels. **M.**, **Ameboid**, the motion of certain low forms of living cells. **M.**, **Brownian**. See

*Brownian*. **M.**, **Ciliary**, the waving or lashing movement of cells possessed of cilia. **M.**, **Involuntary**, a movement of an organ or part that is not an act of volition. **M.**, **Pendulum**, a to-and-fro movement like that of the pendulum, sometimes observed in the arms in obscure nervous diseases. **M.**, **Voluntary**, any change of position of an organ or part due to an act of the will. See also *Movement*.

**Motive** (*mo'-tiv*) [*move*, to move]. Causing motion; a determining impulse. **M. Force**, **M. Power**, the moving or impelling force.

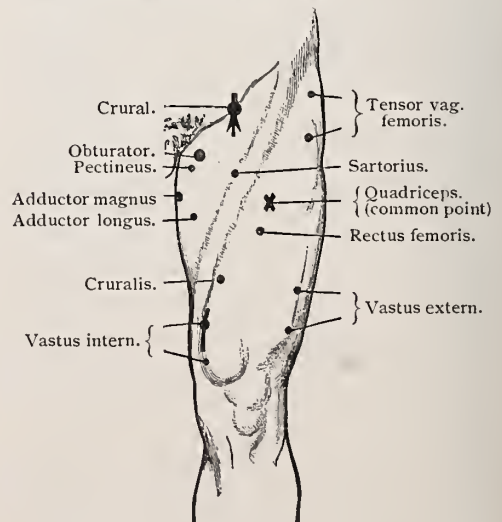
**Motor** (*mo'-tor*) [*move*, to move]. A mover. A term applied to various muscles and to a class of nerves.

**M. Aphasia**. See *Aphasia*. **M. Area**, the por-



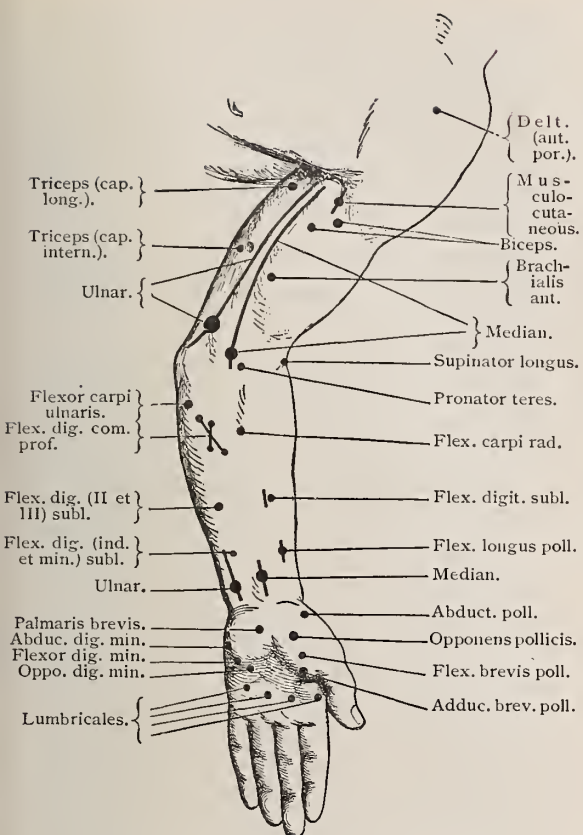
Phrenic Brachial Plexus  
5th and 6th cervical (deltoid, biceps, brachialis, supin. longus).

MOTOR POINTS OF FACE AND NECK.

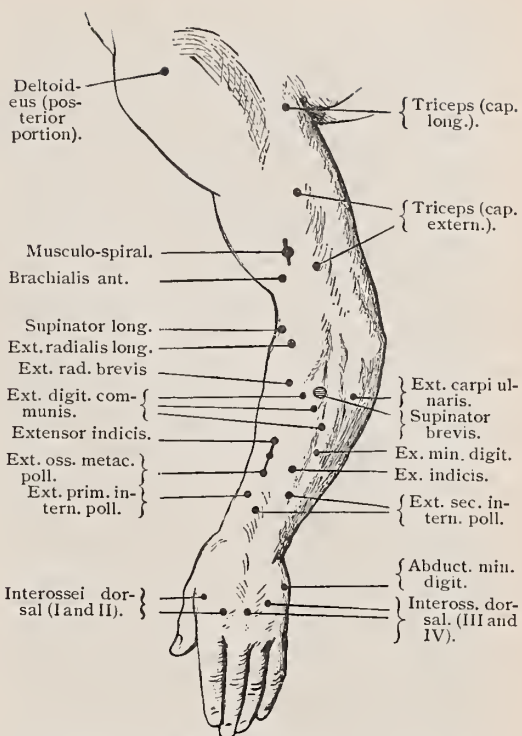


MOTOR POINTS OF ANTERIOR ASPECT OF LEFT THIGH

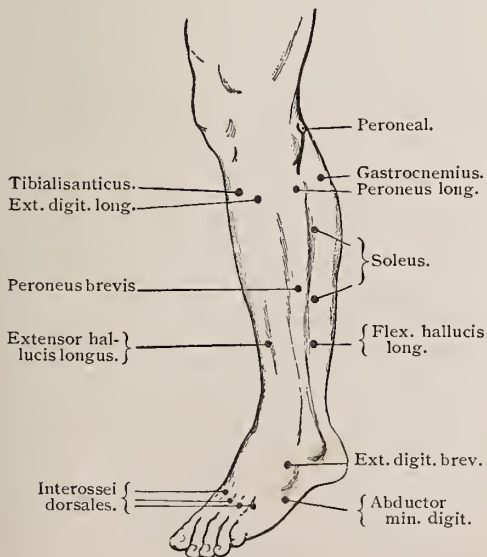




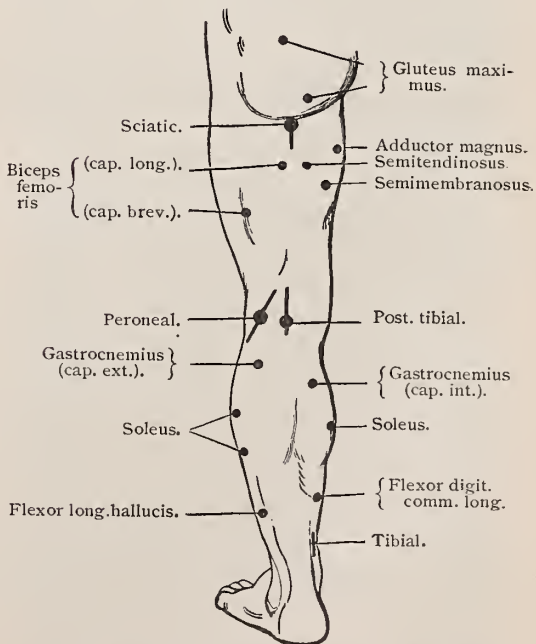
MOTOR POINTS OF PALMAR ASPECT OF LEFT ARM.



MOTOR POINTS OF DORSAL ASPECT OF LEFT ARM.



MOTOR POINTS OF OUTER ASPECT OF LEFT LEG.



MOTOR POINTS OF POSTERIOR ASPECT OF LEFT THIGH AND LEG.

tion of the cerebral gyri in each hemisphere surrounding the central fissure, viz.: the precentral and post-central gyri bordering the fissure, the posterior part of the three frontal gyri, and the paracentral lobule on the mesal surface of the hemisphere. Stimulation of this region by a weak faradic current induces movement in definite parts of the opposite half of the body. **M. Ataxia.** See *Ataxia*. **M. Cell,** a nerve-cell generating motor impulses. **M. Centers.** See *Center*. **M. Fibers,** centrifugal nerve-fibers exciting contraction of muscles. **M. Impulse,** the nerve-influence that results in action. **M. Nerves,** those efferent nerves that carry impulses to the muscles. **M. oculi.** See *Nerves, Table of*. **M. Path,** the path traversed by a motor impulse, from the brain to the muscles. **M. Points,** the points on the surface of the body where the various branches of the motor nerves supplying the muscles may be affected by electricity. See *Cuts of Motor-points*, pp. 784-785. **M. Vaso-.** See *Vaso-motor*. **Motorial** (*mo-to'-re-al*) [*motorius*, motory]. Of or pertaining to motion. **M. End-plate,** an eminence of protoplasm within the sarcolemma where a nerve-fiber pierces the latter. It is produced by a spreading out of the axis-cylinder. **Motorium** (*mo-to'-re-um*) [*movere*, to move]. The motor apparatus of the body, both nervous and muscular, considered as a unit. **Motory** (*mo'-tor-e*) [*movere*, to move]. Same as *Motor*. **Motosis** (*mo-to'-sis*) [*motós*, lini]. A lint-dressing. **Motricity** (*mo-tris'-it-e*) [*movere*, to move]. Motor neuricity; the efferent motor impulse sent along a nerve. **Motschutkowski's Method.** See *Treatment*. **Mottle** (*mol'-l*) [ME., *mottleye*, a mixture of colors]. To mark with spots or blemishes. **Mottled** (*mol'-ld*) [ME., *mottleye*, a mixture of colors]. Spotted; marked with patches of dark color; variegated. **M. Kidney.** Same as *Large White Kidney*. **Mottling** (*mol'-ling*) [ME., *mottleye*, a mixture of colors]. A spotted condition. **Mouches volantes** (*moosh vo-lont'*) [Fr.]. See *Musca volitantes*. **Mouilla** (*moo-il'-ah*). An excellent liquid potash soap containing a large percentage of glycerin. It is employed in dermatology, and is useful in the treatment of comedones and for cleansing purposes. It does not contain enough fat for use on the face. **Mould, Mold** (*möld*). See *Mold* and *Fungus*. **Moulding-flask.** A flask invented for obtaining castings from plaster models, which, on account of irregularity of the teeth or projection of the alveolar border, cannot be drawn from a simple impression in sand. **Mounding** (*moun'-ding*) [ME., *mound*, a protection]. The rising in a lump of muscle-fibers when struck by a slight, firm blow. It is observed in the thin and feeble, and in certain diseases, as pulmonary tuberculosis and advanced locomotor ataxia. See *Myoidema*. **Mount** (*mount*) [ME., *mount*, a mountain]. In palmistry, a fleshy cushion in the palm of the hand. **M. of Jupiter,** the name given to the eminence at the root of the index finger. **M. of Mars,** the name given to the upper part of the hypothenar eminence. **M. of Mercury,** the name given to the eminence at the root of the little finger. **M. of the Moon,** the name given to the lower part of the hypothenar eminence. **M. of Saturn,** the name given to the eminence at the root of the middle finger. **M. of the Sun,** the name given to the eminence at the root of the ring-finger. **M. of Venus,** a name given in palmistry to the thenar eminence. **Mountain** (*moun'-ten*) [ME., *mountaine*, mountain]. A high elevation of land. **M. Anemia.** See *Anky-*

*lostomiasis*. **M. Balm.** See *Eriodictyon*. **M.-blue.** Same as *Azurite*. **M.-climbing.** See *Terrain-cure*. **M. Fever,** a synonym of *Typhoid Fever*, q. v. **M.-green.** Same as *Brunswick Green* and *Malachite Green*. **M. Laurel.** See *Kalmia*. **M. Sage.** See *Sierra Salvia*. **M. Sickness,** symptoms consequent upon the ascent to high altitudes, consisting of debility, vomiting, tremulousness, headache, loss of muscular power, etc. See *Anoxysmia*, *Hypsonosis*, *Mareo*. **M. Tea,** a popular name for *Gaultheria procumbens*, q. v.

**Mountaineering Malady.** See *Mountain Sickness*.

**Mountebank** (*moun'-te-bank*) [It., *montabanco*, mountebank]. A quack who prescribes and sells medicines and nostrums in public places. Also called *Quacksalver*.

**Mounting** (*moun'-ting*) [ME., *mounten*, to mount]. In microscopy, the arrangement of a microscopic object upon some suitable support (slide) and in some suitable medium. **M.-cell,** in microscopy, a ring of card-board, metal, or rubber, for the support of the cover-glass, or to prevent the mounting-medium from spreading when the object is thick. **M.-media,** various fluids, or resins in the fluid state, afterward becoming solid, that are employed in the examination and temporary or permanent preservation of microscopic objects. See also *Stains, Table of*. The most important are as follows: **ACETATE OF COPPER**, for preserving and mounting green algæ. Acetate of copper 1 grm, glacial acetic acid 1 c.c., camphor-water 250 c.c., glycerin 250 c.c., corrosive sublimate 4 grms. The glycerin is sometimes omitted with advantage, as in the case of *volvox*. **ACETATE OF POTASSIUM**, used in a strongly concentrated solution; it behaves much as glycerin, but does not dry at the edges and is less refractive. **BENZOL**, employed as a solvent for Canada balsam and in preparing objects for balsam-mounts, but unfit for use as a medium for preliminary examination, on account of its great volatility. **BERGAMOT, OIL OF**. Schiefferdecker first recommended this oil as a clearing-agent and mounting-medium; it clears 95 per cent. alcohol preparations and celloidin preparations, and does not attack anilin colors. **CANADA BALSAM.** This should be deprived of certain volatile products before using. Solutions free from chloroform are to be preferred, especially for bacteria. Baumgarten recommends equal parts of Canada balsam and oil of cloves. Pure xylol answers equally well. Owing to the high refractive index of Canada balsam (1.53), bacteria are poorly defined in it. **CARBOLIC ACID.** One of the best agents for clearing and temporary examination of tissues. It is best used in concentrated solution in alcohol, when it clears instantaneously even very watery preparations. For clearing sections imbedded in celloidin, use a mixture of xylol and carbolic acid in equal parts. **CAUSTIC POTASH.** A very useful clearing-agent in moderately strong (5 per cent.) solutions, for the examination of plant-sections. If sections are to be permanently mounted, they should be washed in water, passed through dilute alcohol, and mounted in glycerin. **CEDAR-OIL.** On account of its refractive index, which resembles that of crown-glass; this is the most widely-used fluid for homogeneous immersion objectives. It is miscible with chloroform-balsam and with castor oil. It clears tissues in 95 per cent. alcohol without shrinkage, and does not extract anilin stains. It is, therefore, one of the most valuable of all media for preliminary examinations. **CHLOROFORM**, employed in preparing objects for mounting, and sometimes as a solvent for balsam; but it is not to be recommended, as it tends to destroy the staining,



especially in bacterial preparations. **CLOVES, OIL OF.** This has a tendency to form very convex drops, and to render tissues brittle; sometimes this is considered advantageous in minute dissections. It clears objects better than balsam, and may be used in connection with balsam-mounts; but, as it dissolves celloidin, it should not be used for sections imbedded in that medium. It darkens with age, and is commonly adulterated with phenol, which may be detected by *Flückiger's* test: *i. e.*, shake the suspected oil with fifty parts of hot water, slowly evaporate the aqueous portion to a small bulk, and test it with a drop of ammonia and a pinch of chlorid of lime. If phenol be present, a green color is developed, which changes to a permanent blue color. **COPAL VARNISH.** Pale copal varnish, of the consistency of oil, is recommended as a substitute for Canada balsam. For very large sections it is very useful, makes no bubbles, and it dries so hard, if slightly warmed, as to stand wiping and dusting with a soft brush. By its use large and expensive cover-glasses may be dispensed with. **CREASOTE** (*Stieda's Method*). A very useful clearing-agent and temporary mount for watery sections. Rinse the sections in water; bring them upon the slide; remove the water by means of blotting-paper; add a drop of creasote at the side; when clear, draw off the creasote in the same way and replace with dammar. **CSOKOR'S CEMENT FOR GLYCERIN-MOUNTS.** Pure Venice turpentine is poured into some melted wax upon a water-bath until a portion taken out on a glass rod becomes stiff at once and does not stick to the hand. **DAMMAR**, used as a substitute for Canada balsam. Gum dammar dissolved in benzol, or xylol, about 100 grms. of dammar to 100 c.c. of benzol. **DAMMAR AND MASTIC**, much used as a substitute for Canada balsam. *First solution:* Gum dammar 100 grms., oil of turpentine 200 c.c. Dissolve and filter. *Second solution:* Gum mastic 50 grms., chloroform 200 grms. Mix the two solutions. **FARRANT'S MEDIUM**, recommended because tissues mounted in it preserve their normal appearance, and in that it is more convenient than glycerin, as it dries at the edges and fixes the cover-glass. Tissues may be mounted in it directly from water, but it is better that they be soaked for a time in dilute glycerin. Formula: Dissolve 1 grm. of arsenious acid in 200 c.c. of distilled water. In this fluid dissolve, at the ordinary temperature, 130 grms. of gum acacia, with frequent stirring; add 100 c.c. of glycerin; mix. Filter the solution through fine Swedish paper upon which has been deposited a thin layer of talc. **GLYCERIN.** When this is used as a mounting-medium, the best quality should be employed. A mixture of equal parts of water and glycerin is often preferred. As a mounting-medium for plant-tissues, the best preparation is glycerin and acetic acid in equal parts, boiled and filtered. For specimens stained in carmin, the glycerin should be acidulated with one per cent. of formic or acetic acid. **GLYCERIN-JELLY.** This is a mixture of glycerin and pure gelatin; it is liquid at the temperature of boiling water, and solidifies on cooling. Specimens should generally be saturated with glycerin before mounting. Goodale gives the following formula: One part of gelatin is soaked in six parts of water for two hours, seven parts of glycerin are added, and one part of carbolic acid is added to the whole. The mass is heated for fifteen minutes with constant stirring, and then filtered through glass-wool in a hot funnel. All of the ingredients must be absolutely pure. Wrap the cork of the bottle containing the jelly in a thin piece of linen which has been dipped in pure carbolic acid. Another formula is the following: Soften 25 grms.

(6.4 g) of gelatin in cold water. Warm the gelatin over a water-bath; add 5 c. c. (1.3 fl oz) of white of egg, to clarify. Do not heat above 75° or 80° C. (167° or 176° F.). Pass through a hot filter, mix with an equal volume of glycerin, and add 5 grms. (1.35) of chloral hydrate. **GLYCERIN-SOLUTION.** Glycerin 10 parts, glucose 40 parts, spt. of camphor 10 parts, distilled water 140 parts. Mix and filter. The advantage of this medium is that it possesses the refractive index 1.37 in the yellow ray. **GOLD SIZE**, employed as a sealing for glycerin and potash mounts. **HOYER'S MEDIUM.** (a) For *anilin preparations*: A filtered solution of selected white gum-arabic in a 50 per cent. aqueous solution of acetate of potassium or acetate of ammonium. (b) For *carmin preparations* and *hematoxylin preparations*: The same as the first, but a concentrated solution of chloral hydrate, to which has been added from 5 to 10 per cent. of glycerin, is substituted for the solution of potassium or ammonium. It is recommended by Strasburger for plant-tissues. **LAVDOWSKY'S MEDIUM**, for mounting sections. It also clears somewhat. It consists of gum-sandarac 30 grms., dissolved in absolute alcohol 50 c.c. A thin solution may also be made by diluting with an equal quantity of absolute alcohol. **MASKENLACK.** An adhesive varnish prepared in Germany for securing the edges of cover-glasses when mounting-media lacking tenacity are used. **MIKROSKOPIRLACK.** A German varnish employed for securing the edges of cover-glasses when mounting-fluids lacking tenacity are used. **SHELLAC.** This is frequently employed in building up cells or securing the edges of cover-glasses. It may be best used in alcoholic solution, to which a few drops of castor oil are added to prevent brittleness. It may be tinged with the anilin dyes. **SMITH'S (HAMILTON) HIGH-INDEX MOUNTING-FLUID FOR DIATOMS.** In two (2) fluid drams of glycerin-jelly, made in the usual way, dissolve in the cold ten (10) drams of chemically-pure stannous chlorid. When the solution is complete, bring to the boil for a few minutes and filter while hot. The fluid must be used hot. This is done by simply heating the slide at the time of mounting. It has a refractive index (approximately) of 2.40. The color is equal to that of old yellow balsams. Diatoms mounted in it show with wonderful clearness. **TURPENTINE**, used as a clearing-agent, as a solvent for balsam, and as a medium for the temporary examination of sections. Its refractive index is such as to render it a valuable medium. *Thickened Turpentine* (the *verharztes Terpentinöl* of German writers), which is prepared by exposing rectified turpentine in thin layers to the air for several days, does not shrink alcohol preparations, as does the ordinary spirit. **WHITE LEAD** (*with oil*), used in building up cells and sealing mounting-media that lack tenacity. **XYLOL**, used in preparing objects, and as a solvent for Canada balsam. It is suitable as a medium for preliminary examination, on account of its great solubility. **XYLOL-BALSAM.** Canada balsam dissolved in xylol is used as a medium in mounting microscopic objects.

**Moussena** (*moo'-se-nah* or *moo-se'-nah*) [African]. The bark of *Albizia anthelminthica*, a good-sized shrub of Abyssinia. It is said to be an efficient tenacide, acting without purging, nauseating, or producing colic. See *Acacia*.

**Moussenin** (*moo'-sen-in*) [*moussena*]. The alkaloid found in *Moussena* bark. It was discovered by Theil in *Albizia anthelminthica*, and resembles saponin. It is also spelled *mussenin*.

**Moustache** (*mus'-tash*). See *Mustache* and *Mystax*. **Mouth** (*mouth*) [ME., *mouth*, *mouth*]. The proximal

terminus of the alimentary canal extending from the lips to the pharynx. The cavity in which mastication takes place. Also, the termination of any canal. **M.-breather**, a person who habitually breathes through the mouth. **M.-breathing**, respiration through the oro-pharynx instead of, as normally, through the naso-pharynx. **M.-protector**, an appliance used to protect the lips and cheeks in using the discs with the dental engine. **M., Sore**. See *Aphtha* and *Stomatitis*. **M.-wash**, a gargle; any liquid preparation for the mouth and fauces.

**Mouvement de manège** [Fr.]. A form of forced movement in which the animal runs about in a circle; it is seen in certain cases of vivisection in which the semicircular canals of the internal ear have been divided.

**Movement** (*moov'-ment*) [*move*, to move]. A motion or action. See *Motion*. **M., Acquired**, one acquired after much practice and the exercise of voluntary control. **M., Ameboid**, that resembling the movement of the ameba. It consists of a change in form by the throwing out of processes called pseudopods, the rest of the protoplasm flowing into the processes. It is observed in certain unicellular organisms and in leukocytes. See *Motion*, *Ameboid*. **M., Associated**, an involuntary movement in one part when another is moved voluntarily. **M., Brownian**, a physical phenomenon observed in aggregations of minute particles, and consisting of a rapid, oscillating movement without change of the relative position of the moving particles. See *Brownian*. **M., Ciliary**, the movement of the processes of ciliated cells or of the cilia of organisms. It is a rapid movement, generally in one direction. **M., Circus**, a type of manège movement [*q. v.*], in which the animal executes rapid circular movements or somersaults. It is produced experimentally by injury of the striatum, of the thalamus, or of the crus of one side. **M.-cure**. See *Kinesitherapy*. **M., Febrile**, febrile changes of temperature. **M., Fetal**, the muscular movements of the fetus in utero. **M., Forced**, unsymmetric movement of the body from unilateral injury of the motor centers or the conducting paths, as in the following: **Index M.**, when the cephalic part of the body is moved about the stationary caudal part; **Rolling M.**, when the animal rolls on its long axis. **M., Molecular**. Synonym of *Brownian Movement*. **M., Sarcodic**. Synonym of *M., Ameboid*.

**Mower's Mite**. See *Leptus autumnalis*.

**de Mowre's Hypothesis**. See *Life*.

**Moxa** (*moks'-ah*) [Chin. and Jap.]. A term used to designate combustible organic matter which, by burning in contact with the skin, produces a deep-seated eschar. The Chinese moxa consists of bundles of *Artemisia*. In modern surgery, rolls of cotton half an inch in diameter, impregnated with niter  $\frac{3}{4}$  to  $\frac{5}{8}$  viii of water are used. Cobwebs are also employed. **Unof. M.-bearer**, or **Porte-moxa**, an instrument for applying the moxa.

**Moxiburium** (*moks-ib-u'-re-um*). See *Moxibustion*.

**Moxibustion** (*moks-ib-us'-chun*) [*moxa*, *moxa*; *urere*, to burn]. The application of the actual cautery by means of the moxa. See *Bysococcus*.

**Moxosphyra** (*moks-os-fī'-rah*) [*moxa*, *moxa*; *σφῆρα*, hammer]. A hammer heated in boiling water and applied to the skin for purposes of counter-irritation.

**Mucago** (*mu-ka'-go*) [*mucus*, *mucus*]. Mucus; mucilage.

**Mucamid** (*mu'-kam-id*) [*mucus*, *mucus*; *amid*],  $C_6H_{12}N_2O_6$ . A crystalline substance isomeric with saccharamid.

**Mucate** (*mu'-kāt*) [*mucus*, *mucus*]. A salt of mucic acid.

**Mucedin** (*mu'-se-din*) [*mucus*, *mucus*]. A nitrogenous substance obtained by alcohol from gluten-fibrin; when freshly precipitated it is a yellowish-white slimy mass, with a silky luster. It is readily soluble in 60–70 per cent. alcohol, also in dilute acids and alkalis. See *Gluten* and *Mucin*.

**Mucedo** (*mu-se'-do*). Synonym of *Mucus*.

**Mucic Acid** (*mu'-sik*). See *Acid*.

**Muciferous** (*mu-sif'-er-us*) [*mucus*, *mucus*; *ferre*, to bear]. Producing or secreting mucus.

**Mucific** (*mu-sif'-ik*). Synonym of *Muciferous*.

**Mucifluxus** (*mu-sif-luks'-us*) [*mucus*, *mucus*; *fluere*, to flow]. A mucous discharge.

**Muciform** (*mu'-sif-ornu*) [*mucus*, *mucus*; *forma*, form]. Resembling mucus.

**Mucigen** (*mu'-sij-en*) [*mucus*, *mucus*; *γεννᾶν*, to produce]. A hypothetical mucigenous substance of goblet-cells.

**Mucigenous** (*mu-sij'-en-us*) [*mucus*, *mucus*; *γεννᾶν* to produce]. Producing or secreting mucus.

**Mucilage** (*mu'-sil-ij*) [*mucilago*, *mucilage*]. See *Mucilago*. **M.-cell**, one of those plant-cells that secrete mucilage, owing to a change in the contents of the cell, to a disorganization of the cell-wall, or to both causes.

**Mucilaginous** (*mu-sil-a'-ij-in-us*) [*mucilago*, from *mucus*, *mucus*]. Pertaining to mucilage or gum. **M. Glands**. See *Gland*.

**Mucilago** (*mu-sil-a'-go*) [L.: gen., *Mucilaginis*: *pl.*, *Mucilagine*]. A mucilage. In pharmacy, a thick, viscid liquid obtained by extracting the soluble mucilaginous principles of certain plants in water. There are four official *mucilagine*s, besides three in the "National Formulary."

**Mucin** (*mu'-sin*) [*mucus*, *mucus*]. A glucosid, a compound of a proteid with a carbohydrate called animal gum, the characteristic substance in mucus, occurring also in saliva, bile, mucous tissue, synovia, etc. Decomposed it yields leucin and tyrosin. It is insoluble in water, and is precipitated by alcohol and acetic acid.

**Mucinaginous** (*mu-sin-a'-ij-in-us*). Same as *Mucigenous*.

**Mucinogen** (*mu-sin'-o-jen*) [*mucus*, *mucus*; *γεννᾶν*, to produce]. The antecedent principle from which mucin is derived.

**Mucinoid** (*mu'-sin-oid*) [*mucus*, *mucus*; *ειδος*, like]. Resembling mucin.

**Mucinuria** (*mu-sin-u'-re-ah*) [*mucus*, *mucus*; *οὔρον*, urine]. The presence of mucin in the urine.

**Muciparous** (*mu-sip'-ar-us*) [*mucus*, *mucus*; *parere*, to bring forth]. Secreting or producing mucus.

**Mucitis** (*mu-si'-tis*) [*mucus*, *mucus*; *τις*, inflammation]. Inflammation of any mucous membrane; also, blenor-rhea.

**Mucocele** (*mu'-ko-sēl*) [*mucus*, *mucus*; *κῆλη*, tumor]. A mucous tumor or distention of the lacrymal sac.

**Muco-colitis** (*mu-ko-ko-li'-tis*) [*mucus*, *mucus*; *κῶλον*, colon; *τις*, inflammation]. Inflammation of the mucous membrane of the colon.

**Mucocolpos** (*mu-ko-kol'-pos*) [*mucus*, *mucus*; *κόλπος*, vagina]. A collection of mucus in the vagina.

**Mucoderm** (*mu'-ko-derm*) [*mucus*, *mucus*; *δέρμα*, skin]. The corium of a mucous membrane.

**Mucoenteritis** (*mu-ko-en-ter-i'-tis*) [*mucus*, *mucus*; *ἐντέρον*, intestine; *τις*, inflammation]. Inflammation of the mucous membrane of the intestine.

**Mucoglobulin** (*mu-ko-glob'-u-lin*) [*mucus*, *mucus*; *globulus*, a ball]. Any one of a certain group of protoplasmic substances, of which *plastin* is an example.

**Mucoid** (*mu'-koid*) [*mucus*, *mucus*; *ειδος*, like]. Resembling mucus.



**Muconic Acid** (*mu-kon'-ik*) [*mucus*, *mucus*],  $C_6H_6O_4$ . A crystalline acid obtained from mucic acid.

**Mucopeptone** (*mu-ko-pep'-ton*) [*mucus*, *mucus*; *πέψις*, digestion]. A form of peptone produced in gastric digestion when mucus is present together with certain albuminoids.

**Muco-purulent** (*mu-ko-pu'-ru-lent*) [*mucus*, *mucus*; *purulentus*, purulent]. Containing mucus mingled with pus.

**Muco-pus** (*mu'-ko-pus*) [*mucus*, *mucus*; *pus*, pus]. Mucus mingled with pus; mucus containing many leukocytes.

**Mucor** (*mu'-kor*) [*L.*, mold]. 1. Moldiness; mustiness. 2. Mucus. 3. A genus of fungi. *M. aspergillus*, a species yielding dark-brown spores. *M. corymbifer*, found in the cerumen of the external auditory meatus. *M. mucedo*, the species that induces alcoholic fermentation. It is said to be found in the blood and sputa of patients suffering from measles. *M. vulgaris*. Same as *M. mucedo*.

**Mucosa** (*mu-ko'-sah*) [*mucus*, *mucus*]. The mucous membrane or its corium.

**Mucose** (*mu'-kōz*). Synonym of *Mucous*.

**Mucoserous** (*mu-ko-se'-rus*) [*mucus*, *mucus*; *serum*, serum]. Both mucous and serous; containing mucus and serum.

**Mucosin** (*mu'-ko-sin*) [*mucus*, *mucus*]. An albuminoid substance derived from mucus—isomericous with keratin; it is said by some to be simply mucin.

**Mucoso-saccharin** (*mu-ko'-so-sak'-ar-in*) [*mucosus*, *mucosus*; *saccharum*, sugar]. An uncrystallizable sugar.

**Mucous** (*mu'-kus*) [*mucosus*, from *mucus*, *mucus*]. Containing or having the nature of mucus. A term applied to those tissues that secrete mucus. *M. Casts*, a term given to the casts found in the feces in cases of *Membranous Enteritis*. See also *Cylindroids*. *M. Catarrh*, catarrhal inflammation of a mucous membrane. *M. Disease*, a synonym of entero-colitis, especially in children. *M. Fever*. See *Fever*. *M. Ligament*. See *Ligament*. *M. Membrane*. See *Membrane*. *M. Patch*, a flattened, indurated, moistened surface, covered with a grayish-white exudation, occurring in syphilis, secondary or congenital, at points where folds of skin come in contact. *M. Râle*, a soft, moist crackling heard over the lungs in certain diseased states. See *Râles*, *Table of*. *M. Tissue*, myxomatous tissue.

**Mucro** (*mu'-kro*) [*L.*, a sharp point, especially of a sword: *pl.*, *Mucrones*]. In biology, an angular prominence, a tip, spine, point, or process, as the apex of a Chiton shell.

**Mucronate** (*mu'-kro-nāt*) [*mucronatus*, pointed]. Narrowed to a point. In biology, applied to a leaf that is abruptly tipped with a small, soft point. *M. Cartilage*, the ensiform cartilage.

**Mucroniform** (*mu-kro'-nif-orm*) [*mucro*, sharp point; *forma*, form]. Shaped like a mucro.

**Mucronule** (*mu'-kro-nūl*) [*dim.* of *mucro*, a sharp point]. In biology, a small mucro.

**Muculent** (*mu'-ku-lent*) [*mucus*, *mucus*]. Rich in mucus.

**Mucuna** (*mu-ku'-nah*) [*Braz.*]. A genus of leguminous herbs. *M. pruriens*, cowhage; the hairs of the pods of the plant were formerly much used as a vermifuge for ascarides. It is very irritant to the intestinal mucous membrane, and applied to the skin excites intense itching, inflammation, and pustulation. It was administered in the form of an electuary, of which a teaspoonful or more was given, followed by a brisk purge. Unof.

**Mucus** (*mu'-kus*) [*L.*]. The viscid liquid secretion of

mucous membranes, composed essentially of mucin holding in suspension desquamated epithelial cells, leukocytes, etc.

**Mud** [*ME.*, *mud*, *mud*]. Moist, soft earth. *M.-bath*. See *Bath*. *M.-fever*, in veterinary medicine, the scratches, *q. v.*

**Mudar** (*mu'-dar*) [*E. Ind.*]. The root-bark of various Asiatic species of *Calotropis* (*C. gigantea*, *C. procera*, *C. hamiltoni*); it is alterative, tonic, diuretic, sudorific, and emetic. Unof.

**Mudarin** (*mu'-dar-in*) [*E. Ind.*, *mudar*]. A bitter principle from mudar; it is said to be tonic, emetic, and alterative. Unof.

**Muga Silk**. See *Silk*.

**Mugrela**, *Tincture of*. A tincture of the seeds of *Nigella sativa*, formerly used as a carminative.

**Muguet** (*mu-gwa'*) [*Fr.*]. Thrush; aphtha; parasitic stomatitis.

**Mugwort** (*mu'-wert*) [*ME.*, *mugworte*, mugwort]. The leaves and tops of *Artemisia vulgaris*, having therapeutic properties similar to those of wormwood. See *Absinthium*. Dose of the fld. ext. ℥xx-℥j. Unof.

**Mühlhäuser's Method**. See *Sputum*, *Methods of Examination*.

**Mulatto** (*mu-lat'-o*) [*Sp.*, *muleto*; *dim.* of *mulé*, a mule]. The offspring of a negro mother and a white father, or a white mother and a negro father. The term is also loosely applied to other and all degrees of intermixture. According to the classification adopted and recognized in the French slave-colonies, the people of color were supposed to represent a *whole* of 128 parts white and 128 parts black. Nine different varieties of mixed race were recognized; but between each of these there exist a vast number of intermediate shades and interblendings for which no classification was attempted, or could be made, even in theory:—

	PARTS.	
	White.	Black.
1. The <i>sacratra</i> , nearest of all to the pure negro type, may be the result of 5 combinations, and may have . . . . .	8- 16	112-120
2. The <i>griffe</i> , result of 5 combinations, . . . . .	21- 32	96-104
3. The <i>capre</i> , or <i>marabou</i> , result of 5 combinations, . . . . .	40- 48	80- 88
4. The <i>mulâtre</i> (mulatto), result of 12 combinations, . . . . .	56- 70	58- 72
5. The <i>quarteron</i> (quadroon), result of 20 combinations, . . . . .	71- 76	32- 57
6. The <i>mêtis</i> , result of 6 combinations, . . . . .	104-112	16- 24
7. The <i>mamelouc</i> , result of 5 combinations, . . . . .	116-120	8- 12
8. The <i>quarteronné</i> , result of 4 combinations, . . . . .	122-124	4- 6
9. The <i>sang-mêlé</i> (lit. "mixed blood"), the result of 4 combinations, . . . . .	125-127	1- 3

**Mulberry** (*mul'-ber-e*) [*ME.*, *mulberry*, mulberry]. See *Morus*. *M. Calculus*, a large, rough urinary calculus of oxalate of lime. It often attains a considerable size, has a rough, irregular surface, and is of a dark color. It is very hard, and on section presents an angular structure, with dark-colored laminæ, which are very compact, and are often marked with fine parallel lines. The nucleus most commonly consists of a mixture of urates, uric acid, and oxalate of lime. *M. Mass*. See *Morula*. *M. Rash*, the eruption of typhus fever. *M. Rob*. See *Rob*. *M. Tongue*. See *Strawberry Tongue*.

**Mulder's Angle**. See *Angle*. *M.'s Hypothesis or Theory*, a theory concerning the origin of albumin-

oids; the theory published in 1838 by Mulder, that albuminous bodies are practically derivatives from one substance, termed by him *protein*; but it was soon shown that this theory was erroneous, and it has been generally abandoned. Cf. *Protein*. **M.'s Reagent**, a reagent for the detection of sugar in the urine. It consists of carmin, indigo, and an alkaline solution. See *Tests*, *Table of*.

**Muley** (*mul'-le*) [origin uncertain]. Hornless; applied to cattle.

**Muliebriety** (*mu-le-cb'-rit-e*) [*muliebritas*; *mulier*, woman]. Womanliness; puberty in the female.

**Mullein** (*mul'-en*). See *Verbascum*.

**Müller, Canal of**. See *Duct. M.*, **Duct of**. See *Duct. M.'s Fibers*, the supporting fibers of the retina running transversely to its layers. See also *Fiber. M.'s Fluid*, a fluid used for hardening tissues. Its composition is as follows: Potassium bichromate, 2 to 2.5 parts; sodium sulphate, 1 part; water, 100 parts. It should be used in large quantities, renewed at the end of twelve hours, then every third day until the hardening is completed. Then wash well in water and preserve in alcohol. The color which the fluid imparts to tissues that have been preserved in it can be discharged by hydrate of chloral. **M.'s Ganglia**. See *Ganglia*, *Table of*. **M.'s Larva**, one of the free-swimming embryos of certain polyclad flat-worms (*Thysanozoön* and *Yungia*). **M.'s (Johannes) Law**, the tissue of which a tumor is composed has its type in the tissues of the animal body, either in the adult or in the embryonic condition. **M., Lid-muscle of**, bundles of non-striped muscle forming the tarsal portion of the fibrous extensions of the tendon of the levator palpebræ. **M.'s Muscles**. See *Muscles*, *Table of*. **M.'s Net**. See *Net. M.'s Ring, the spurious internal os uteri. It marks the termination of the cervical mucous membrane. **M.'s Ring-muscle**, certain fibers of the ciliary muscle lying near the ciliary border, and abnormally developed in hyperopia. See *Muscles*, *Table of*.*

**Müllerian Cyst**. See *Cyst*.

**Mulley** (*mül'-e*) (origin uncertain). A term applied to cattle which are deprived of horns. Cf. *Muley*.

**Mulomedicina** (*mu-lo-med-is-i'-nah*) [*mulus*, mule; *medicina*, medicine]. Veterinary medicine.

**Multi-** (*mul'-te-*) [*pl.* of *multus*, much]. A Latin prefix signifying many.

**Multiaxial** (*mul-te-aks'-e-al*) [*multus*, many; *axis*, an axis]. In biology, having several lines of growth.

**Multicapsular** (*mul-tik-ap'-su-lar*) [*multus*, many; *capsula*, a little box]. In biology, composed of many capsules.

**Multicellular** (*mul-tis-el'-u-lar*) [*multus*, many; *cellula*, cell]. Many-celled.

**Multicornate** (*mul-tik-or'-nāt*) [*multus*, many; *cornua*, horn]. Having many horns.

**Multicostate** (*mul-tik-os'-tāt*) [*multus*, many; *costa*, a rib]. In biology, having many ribs.

**Multicuspid**, **Multicuspidate** (*mul-tik-us'-pid*, *mul-tik-us'-pid-āt*) [*multus*, many; *cuspid*, a point]. Having several cusps. **M. Teeth**, the molar teeth.

**Multidentate** (*mul-te-den'-tāt*) [*multus*, many; *dens*, a tooth]. A term applied in biology to parts armed with many teeth or tooth-like processes.

**Multidigitate** (*mul-te-dij'-it-āt*) [*multus*, many; *digitus*, a finger]. Having many digits or digitate processes.

**Multiembryonate** (*mul-te-em'-bre-on-āt*) [*multus*, many; *ἐμβρυον*, embryo]. In biology, having several embryos.

**Multifetation** (*mul-tif-e-ta'-shun*) [*multus*, many; *fetatio*, fetation]. Pregnancy with more than one or two fetuses.

**Multifid** (*mul'-tif-id*). See *Multifidus spinæ*, in *Muscles*, *Table of*.

**Multiflagellate** (*mul-tif-laj'-el-āt*) [*multus*, many; *flagellum*, a whip]. In biology, having many flagella.

**Multiflorous** (*mul-tif-lo'-rus*) [*multus*, many; *flos*, a flower]. In biology, bearing many flowers.

**Multifoliate** (*mul-tif-o'-le-āt*) [*multus*, many; *folium*, a leaf]. In biology, bearing many leaves.

**Multiform** (*mul'-tif-orm*). Same as *Polymorphous*.

**Multiganglionate** (*mul-te-gang'-le-on-āt*) [*multus*, many; *ganglion*, ganglion]. Having many ganglia.

**Multigravida** (*mul-tig-rav'-id-ah*) [*multus*, many; *gravidus*, pregnant]. A pregnant woman who has passed through one or more pregnancies.

**Multigyrate** (*mul-te-ji'-rāt*) [*multus*, many; *gyrus*, a gyre]. Having many gyres, as the brain.

**Multilaminate** (*mul-til-am'-in-āt*) [*multus*, many; *lamina*, a thin layer]. Having many laminæ.

**Multilobate** (*mul-te-lo'-bāt*) [*multus*, many; *λοβός*, a lobe]. Composed of many lobes.

**Multilobular** (*mul-te-lob'-u-lar*) [*multus*, many; *lobus*, a lobe]. Many-lobed.

**Multilocular** (*mul-te-lok'-u-lar*) [*multus*, many; *loculus*, a locule or cell]. Many-celled; polycystic.

**Multimammes** (*mul-tim-am'-ēē*). Same as *Polymastia*.

**Multinervate** (*mul-tin-ur'-vāt*) [*multus*, many; *nervæ*, nerve]. 1. Having many nerves. 2. Same as *Multicostate*.

**Multinuclear** (*mul-tin-u'-kle-ar*) [*multus*, many; *nucleus*, kernel]. Having several or many nuclei.

**Multioovulate** (*mul-te-o'-vu-lāt*) [*multus*, many; *ovulum*, an ovule]. In biology, bearing many ovules.

**Multipara** (*mul-tip'-ar-ah*) [*multus*, many; *parere*, to bring forth]. One bearing several offspring at a birth; more commonly, a gravid woman who has already borne one or more children.

**Multiparient** (*mul-tip-a'-re-ent*) [*multus*, many; *parere*, to bring forth]. Giving birth to several young.

**Multiparity** (*mul-tip-ar'-it-e*) [*multus*, many; *parere*, to bring forth]. The condition, state, or fact of being multiparous.

**Multiparous** (*mul-tip'-ar-us*) [*multus*, many; *parere*, to bring forth]. Relating to a multipara.

**Multipartite** (*mul-tip-ar'-tīt*) [*multus*, many; *partire*, to divide]. In biology, composed of many parts, as leaves.

**Multipede** (*mul'-tip-ēd*) [*multus*, many; *pes*, a foot]. In biology, having many feet.

**Multipetalous** (*mul-tip-et'-al-us*). Same as *Polypetalous*.

**Multiple** (*mul'-tip-l*) [*multiplus*, manifold]. Having many parts or relations. **M. Fetation**, the presence of two or more fetuses in the uterus. **M. Gestation**. Same as *M. Fetation*. **M. Neuritis**. See *Neuritis*. **M. Pregnancy**. Same as *M. Fetation*. **M. Sclerosis**. See *Sclerosis*. **M. Staining**, the staining of tissues with more than one staining-agent.

**Multiplicator**, **Multiplier** (*mul'-tip-lik-a-tor*, *mul'-tip-li-er*) [*multiplicare*, to multiply]. An instrument for detecting an electric current and for measuring its strength.

**Multipolar** (*mul-tip-o'-lar*) [*multus*, many; *pōlus*, a pole]. Having more than one pole; applied also to nerve-cells having more than one process.

**Multiradiate** (*mul-te-ra'-de-āt*) [*multus*, many; *radius*, a ray]. In biology, having many rays.

**Multisect** (*mul'-tis-ekt*) [*multus*, many; *secare*, to cut]. In biology, divided into many sections.

**Multiseptate** (*mul-tis-ep'-tāt*) [*multus*, many; *sēpire*, to fence in]. In biology, having many partitions; multilocular.



**Multistaminate** (*mul-tis-tam'-in-āt*) [*multus*, many; *stamen*, stamen]. In biology, bearing many stamens.

**Multisulcate** (*mul-tis-ul'-kāt*) [*multus*, many; *sulcus*, a furrow]. Having many sulci, as the brain.

**Multituberculate** (*mul-te-tu-ber'-ku-lāt*) [*multus*, many; *tuberculum*, a tubercle]. Having many tubercles.

**Multivalent** (*mul-tiv'-al-ent*) [*multus*, many; *valere*, to be worth]. In chemistry, combining with more than two atoms of a univalent element.

**Multivorous** (*mul-tiv'-o-rus*) [*multus*, many; *vorare*, to devour]. Voracious.

**Mumble** (*mum'-bl*) [ME., *momelen*, to mumble]. To speak in a low, inarticulate manner.

**Mumbo-jumbo** (*mum'-bo-jum'-bo*). See *Jumbai Bean*.

**Mummification** (*mum-if-ik-a'-shun*). See *Gangrene, Dry*.

**Mummified** (*mum'-if-id*) [*μῦμα*, mummy; *facere*, to make]. Dried, like a mummy. **M. Pulp**, the condition of the dental pulp when it is affected by dry gangrene.

**Mummy** (*mum'-e*) [*μῦμα*, mummy]. An embalmed body, especially a body embalmed after the Egyptian process.

**Mumps** [D., *monpen*, to mumble]. Idiopathic parotiditis; an acute infectious disease of children, between the ages of five and fifteen, characterized by swelling of the parotid and other salivary glands, running a definite course, and generally terminating in recovery. The period of invasion is less than twenty-four hours, and the left parotid is usually first involved. When the disease occurs at or near puberty there is often a metastasis to the testes, or to the ovaries or mammæ in the female; rarely atrophy of the testis follows. The disease is most common in males and in the spring of the year. See *Parotiditis*.

**Mundificant** (*mun-dif'-ik-ant*), **Mundificative** (*mun-dif'-ik-at-iv*) [*mundus*, clean; *facere*, to make]. 1. Having the power to cleanse, purge, or heal. 2. A cleansing or healing agent.

**Mungeet** (*mun-gét'*). See *Pigments, Conspectus of*.

**Mungo** (*mung'-go*). See *Shoddy*.

**Munich** (*mu'-nik*) [Ger.]. The capital of Bavaria.

**M.-Frankfort Angle**, in craniometry, the facial angle having for its base a line joining the lower border of the orbit and the upper border of the external auditory meatus, and for its facial line one tangent to the most prominent portion of the alveolar border of the inferior maxilla. **M. Plane**. See *Plane*.

**Munjeet** (*mun-jét'*). Same as *Mungeet*.

**Munjistin** (*mun-jis'-tin*) [Hind., *manjit*, a drug used for dyeing red],  $C_8H_6O_3$ . A coloring-substance obtained from *Rubia munjista*. It is nearly related in composition to purpurin and alizarin.

**Munk's Visual Center**. In the dog, the lateral convex portion of the occipital lobe of the cerebrum.

**Mural** (*mu'-ral*) [*murus*, wall]. Pertaining to a wall.

**M. Gestation**, **M. Pregnancy**, pregnancy in the uterine extremity of a Fallopian tube.

**Mures articulatorum** (*mu'-rēz ar-tik-u-lō'-rum*). See *Corpora libera articulatorum*.

**Murexan** (*mu-reks'-an*) [*murex*, the purple-fish],  $C_4H_5N_3O_3$ . A substance identical with dialuramid, derived from murexid.

**Murexid** (*mu-reks'-id*) [*murex*, the purple-fish],  $C_8H_8N_6O_6 + H_2O$ . The ammonium salt of purpuric acid, used as a dye-stuff. It occurs in four-sided plates or prisms of a gold-green color. It dissolves in water with a purple-red color, but is insoluble in alcohol and ether. Upon the production of this substance depends the murexid test. See *Tests, Table of*, and *Pigments, Conspectus of*.

**Murexoin** (*mu-reks'-o-in* [*murex*, the purple-fish],  $C_{12}H_{16}N_6O_6$ ). A derivative of amalic acid, obtained by treating the acid with water and ammonia.

**Muriate** (*mu'-re-āt*) [*muria*, brine]. An old name for a chlorid.

**Muriated** (*mu'-re-a-ted*) [*muria*, brine]. Containing chlorin or a chlorid. **M. Tincture of Iron**, tinctura ferri chloridi. See *Ferrum*.

**Muriatic** (*mu-re-āl'-ik*) [*muria*, brine]. Pertaining to sea-salt. **M. Acid**. See *Acid, Hydrochloric*.

**Muricate** (*mu'-rik-āt*) [*muricatus*, pointed]. In biology, roughened with short rigid excrescences, spines, or prickles.

**Muricathisped** (*mu-ris-at-o-his'-pid*) [*muricatus*, pointed; *hispidus*, hispid]. In biology, covered with rigid hairs or bristles.

**Muriform** (*mu'-rif-orm*) [*murus*, wall; *forma*, shape]. In biology, wall-like; resembling courses of bricks in a wall. **M. Body**. Same as *Morula*.

**Murmur** (*mer'-mer*) [L., a murmur]. A mimetic name for the sounds heard on auscultation, and caused by the friction of moving currents or gliding surfaces in the organs of circulation and respiration. See *Bruit*. **M., Accidental**. See *M., Hemic*. **M., Anemic**. See *M., Hemic*. **M., Aneurysmal**, the aneurysmal bruit. See *Bruit*. **M., Aortic**, one generated at the aortic orifice of the heart. **M., Arterial**, the sound made by the arterial current. **M. aurium**. Synonym of *Tinnitus aurium*. **M., Bel-lows**, the *bruit de soufflet*, heard in cardiac hypertrophy and in mitral insufficiency. **M., Blood**. See *M., Hemic*. **M., Brain**, a systolic sound heard over the anterior fontanel, especially in young rickety children. **M., Cardiac**, any one of those adventitious sounds produced by the abnormal passage of blood through the cavities and orifices of the heart or by perverted cardiac action. The names given to these murmurs correspond with the period of the cardiac cycle in which they occur. A murmur that occurs in the period of auricular systole, is termed *presystolic* or *auricular systolic*; one that occurs in the period of ventricular systole, *systolic*; one that occurs during the diastole of the ventricles, *diastolic*; and should the murmur immediately follow the first or second sound, *post-systolic* or *post-diastolic* respectively. In relation to their seat of generation, cardiac murmurs are designated *mitral*, *aortic*, *tricuspid*, and *pulmonary*. All murmurs should be timed by the carotid pulse, not by their relation to the apex-beat. Murmurs are most frequently caused by some change in one of the cardiac valves or orifices, allowing of a reflux of the blood, or obstructing its onward progress. A table of organic endocardial murmurs is appended. **M., Cardio-pulmonary**, an abnormal sound produced outside of the heart, but closely resembling one due to organic valve-disease. Such murmurs are of frequent occurrence, and may be due to displacement of, or pressure upon, the heart, effusion into the pleural cavity, changes in the pleura of the precordial area, changes in the lung overlying the heart, or changes in the pericardium. **M., Cephalic**, a murmur heard at different parts of the scalp in anemia; it is probably venous in origin. **M., Diastolic**, a murmur occurring during the diastole of the heart. **M., Direct**, a murmur produced by obstruction to the blood-current as it is passing in its normal direction. **M., Duroziez's**, the double murmur, sometimes heard in the femoral artery in aortic regurgitation. See also *Signs and Symptoms, Table of*. **M., Dynamic**, one resulting from tumultuous and irregular action of the heart. **M., Endocardial**, a murmur produced within the cavities of the heart. **M., Exocardial**, a murmur connected with the heart, but occurring outside of its

TABLE OF ORGANIC ENDOCARDIAL MURMURS.

NAME, IN ORDER OF FREQUENCY.	TIME.	SITE OF MAXIMUM INTENSITY.	LINE OF CONDUCTION.	DIRECT OR INDIRECT.	BASIC OR APICAL.	LESION.	QUALITY.
Mitral regurgitant.	Systolic.	Center of mitral area, above and to left of apex.	At sixth rib opposite apex, a line drawn from the anterior fold of axilla to lower angle of left scapula.	Indirect mitral.	Apical.	Mitral insufficiency or incompetence.	Variable; usually soft, blowing, bellows; may be distinctly musical.
Aortic obstructive.	Systolic.	Mid-sternum or to right of it, opposite third rib or second interspace.	Toward top of sternum, and along aorta and its large branches.	Direct aortic.	Basic.	Aortic obstruction or constriction.	Usually loud and harsh. Harshness is one of its distinguishing characteristics.
Aortic regurgitant.	Diastolic.	Mid-sternum opposite upper border of cartilage of third rib.	Down sternum to ensiform cartilage.	Indirect aortic.	Basic.	Aortic insufficiency or incompetence.	Soft, blowing, sometimes rough, frequently musical. It has the greatest area of diffusion of all the cardiac murmurs.
Mitral obstructive.	Presystolic.	Over mitral area around the apex.	Usually not transmitted.	Direct mitral.	Apical.	Mitral obstruction or constriction.	Generally low-pitched, rough, churning, grinding, or blubbery. Subject to great variation of pitch and quality.
Tricuspid regurgitant.	Systolic.	Mid-sternum just above the ensiform cartilage.	Toward the epigastrium.	Indirect tricuspid.	Apical.	Tricuspid insufficiency or incompetence.	Low-pitched, superficial, blowing, soft, faint.
Tricuspid obstructive.	Presystolic.	Mid-sternum opposite the cartilage of fourth rib.	Not transmitted.	Direct tricuspid.	Apical.	Tricuspid obstruction or constriction.	Undetermined.
Pulmonary obstructive.	Systolic.	Second interspace to the left of sternum or at the level of third rib.	Upward a short distance and to left of sternum, stopping abruptly.	Direct pulmonary.	Basic.	Pulmonary obstruction or constriction.	Often harsh and audible over the whole precordia; may be very faint; at times bellows.
Pulmonary regurgitant.	Diastolic.	Second left interspace.	Down left edge of sternum to ensiform cartilage.	Indirect pulmonary.	Basic.	Pulmonary insufficiency or incompetence.	Soft and blowing.

cavities, as the pericardial friction-sounds. **M., False.** See *M., Cardio-pulmonary*. **M., Flint's**, a murmur occasionally heard at the apex in aortic regurgitation. It is sometimes presystolic in time and is probably due to the fact that on account of the extreme ventricular dilatation the valves cannot be forced back against the walls and produce a relative narrowing of the auriculo-ventricular orifice. See also *Signs and Symptoms, Table of*. **M., Friction**, a murmur or sound produced by the rubbing of two inflamed serous surfaces upon each other. **M., Functional**, a cardiac murmur occurring from excited action of the heart, without any structural change in the valves or orifices. **M., Funic**. See *Souffle, Funic*. **M., Heart**, an abnormal sound produced within the heart or on its surface. **M., Hemic**, a sound believed to be due to changes in the quality or amount of the blood, and not to lesions of the vessels or valves. **M., Indirect**, one produced by the blood flowing in a direction contrary to the normal current. **M., Inorganic**, a murmur not due to valvular lesions; a hemic or a functional murmur. **M., Metadiastolic**. See *M., Post-diastolic*. **M., Metallic**, a murmur sometimes heard in pneumo-pericardium, and having a metallic quality. **M., Mitral**, a murmur produced at the mitral orifice. **M., Musical**, a heart-murmur

having a musical quality. **M., New Leather**. See *Bruit de cuir neuf*. **M., Organic**, a murmur due to structural changes in the heart. **M., Pericardial**, a friction-sound produced by the rubbing of the pericardial surfaces upon each other. **M., Placental**. See *Souffle, Uterine*. **M., Post-diastolic**, a murmur heard immediately after the second sound of the heart. **M., Pressure**, usually a vascular murmur and due to compression of the vessel, as with the stethoscope. **M., Presystolic**, a murmur heard at the end of the diastolic pause, just before the first sound. It is the common murmur of mitral stenosis. **M., Pulmonary**, a murmur produced at the pulmonary valve. **M., Rasping**, a rough murmur. **M., Reduplicated**, a reduplication of the first or second heart-sound, due usually to an asynchronous action of the two sides of the heart. It occurs in conditions of increased resistance in the systemic or pulmonary circulation—as in chronic nephritis and in emphysema. It is quite frequent in mitral stenosis and in pericarditis. **M., Respiratory**, the sounds resulting from the passage of the air through the bronchial apparatus during inspiration and expiration. **M., Sawing**, a long, harsh heart-murmur. **M., Scapular**, the systolic murmur of mitral regurgitation transmitted to the angle of the left



scapula. **M., Subclavian**, a murmur heard over the subclavian arteries; it is not uncommon in pulmonary tuberculosis. **M., Systolic**, a murmur heard during the systole of the heart. **M., Tracheal**, a coarse respiratory murmur heard over the trachea. **M., Tricuspid**, a murmur produced at the tricuspid valve. **M., Uterine**, **M., Utero-placental**. See *Souffle*, *Uterine*. **M., Valvular**, a heart-murmur due to some change in a valve. **M., Vascular**, a hemic murmur heard in the blood-vessels. **M., Venous**, the hum heard in the veins of the neck, especially in anemia. See *Bruit de diable*. **M., Vesicular**. See *Vesicular*.

**Murphy's Button**. A mechanical device for coaptating the visceral surfaces in the performance of circular enterorrhaphy, as well as the various intestinal anastomoses. It consists of two brass buttons or plates, each with a peripheral collar and a central hollow stem, the hollow stem of one being slightly smaller than the other, so that it will readily slip within. These buttons may be of various sizes, from three-quarters to one and a quarter inches in diameter, and with central openings of from one-quarter to one-half an inch. In making an anastomosis or enterorrhaphy, a puckering or retaining suture is passed through all the coats around each opening, and after the shoulder of half the button is pushed through each of the openings the suture is drawn taut, so as to prevent the viscera receding from the button. Then the operation is completed by pressing the two halves together, a device on the smaller stem retaining the buttons in apposition. In a few days the buttons will be liberated by pressure-necrosis and carried down the intestinal canal by the natural peristalsis. **M.'s Method**. See *Operations*, *Table of*.

**Murr, Murrain** (*mur*, *mur'-ān*) [ME., *murrin*, *murrain*]. Any fatal epizootic disease of cattle and sheep; also a synonym of foot-and-mouth disease.

**Murray's Treatment**. See *Treatment*, *Methods of*.

**Muraya** (*mur'-a-ah*) [after J. A. Murray, a Swedish botanist]. A genus of dicotyledonous trees. **M. exotica**, Chinese box, yields a perfume and a bitter extract, *murrayin*.

**Murrayetin** (*mur-a-et'-in*) [after J. A. Murray, a Swedish botanist],  $C_{12}H_{12}O_5 + \frac{1}{2}H_2O$ . A glucosid obtained from murrayin by the action of dilute acids.

**Murrayin** (*mur'-a-in*) [after J. A. Murray, a Swedish botanist],  $C_{12}H_{12}O_{10}$ . A glucosid obtained from *Muraya exotica*.

**Mururé** (*mu-ru-ra'*) [Braz.]. The name given by the natives to a Brazilian tree, the botanic source of which is unknown. The bark presents a brick-red color, with darker patches on the outer surface; internally it is fibrous, grayish and rather hard. Upon incision a reddish, syrupy liquid exudes, which is of acid reaction, 1-100 density, and is called *Vegetable mercury*. Physiologic investigations show the liquid to be poisonous, injections of the neutralized juice having caused death in various animals.

**Musa** (*mu'-zah*) [Ar., *mīze*, banana]. A genus of monocotyledonous plants. **M. paradisiaca**, the plantain, *q. v.* **M. sapientum**, the banana, *q. v.*

**Musca** (*mus'-kah*) [*uvia*, a fly]. A genus of flies. **M. hispaniola**. See *Cantharis*.

**Muscæ** (*mus'-ke*) [L.]. Plural of *Musca*. **M., Entomological**. See *M. volitantes*. **M. volitantes** [Fr., *Mouches volantes*], floating spots, or imperfections in the field of vision due to shadows of vitreous cells.

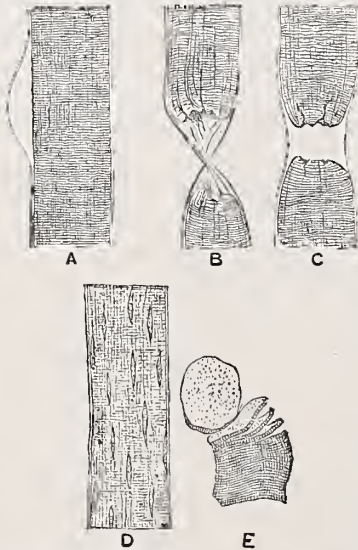
**Muscardine** (*mus'-kahr-din*) [Fr., a peculiar fungus]. See *Muskardine*.

**Muscariform** (*mus-kar'-if-orm*) [*muscarium*, fly-brush; *musca*, a fly; *forma*, form]. In biology, brush-shaped.

**Muscarin** (*mus'-kar-in*) [*muscarium*, a fly-brush],  $C_5H_{13}NO_2$ . An oxycholin found in fly agaric. It is formed by oxidizing cholin with  $HNO_3$ . It is a powerful respiratory and cardiac depressant, producing myosis, intestinal spasm, dyspnea, and death. Its action may be antagonized by subsequent injection of atropin. See also *Pigments*, *Conspectus of*. **M. nitras**. Dose gr.  $\frac{1}{100}$  hypodermatically. Unof.

**Muscle** (*mus'-l*) [*musculus*, a muscle]. An aggregation of tissues, of which muscular tissue is the most important, having the property of contracting and of returning to its original shape. Muscles provide the means of movement in animals, and are of two kinds, the striped and smooth, striated and unstriated, the first being voluntary, the second involuntary, *i. e.*, not as a rule subject to the will. See *Table of Muscles*, p. 795. **M. of Accommodation**, the ciliary muscle. **Ms. of Animal Life**, **Striped, Striated or Voluntary Ms.**, those under the control of the will; they are composed of fasciculi of fibers enclosed in a delicate tissue called the internal perimysium. **M.-beater**, in massage, an instrument used for flagellation. See *Percussion*. **M.-bundle**, a group of muscle-fibers enclosed in an investing membrane. **M., Cardiac**, the muscular substance of the heart. **M.-case**, a membranous sac enclosing one of the muscle-compartments of a fiber of muscular tissue. **M.-casket**, a muscle-compartment. **M.-cell**. See *Myocyte*. **M., Circular**, a muscle surrounding circular openings; a sphincter. **M.-clot**, the clot formed in the coagulation of muscle-plasm. **M.-column**, a bundle of muscular fibrils in a muscle-fiber. **M.-comma**. See *Myocomma*. **M.-compartment**, one of the divisions of a muscle-fiber produced by the extension of Krause's membrane from the sarcolemma. **M.-corpuscle**, a muscle-nucleus. **M.-curve**, the tracing of a myograph. **M., Demipenniform**, a muscle with a tendinous portion extending throughout the whole length of its free margin. **M.-disc**, one of the superimposed discs of a muscle-prism. The same parts were designated by Rollet "chief substance discs." **M.-enzyme**, a ferment existing in the muscles, retaining its activity until heated to 100° F. It is not identical with fibrin-ferment. **Ms.**, **Extrinsic** (*of the eye*), the recti, oblique, levator palpebræ, and orbicularis palpebrarum muscles. **Ms., Extrinsic** (*of the larynx*), the omo-hyoid and sterno-hyoid, the sterno-thyroid, superior, inferior and middle constrictors of the pharynx, the supra-hyoid. **M., Extrinsic** (*of the tongue*), the hyoglossus, chondro-glossus, genio-hyo-glossus, palatoglossus, and stylo-glossus, and part of the superior pharyngeal constrictor. **M.-ferment**. See *M.-enzyme*. **M., Fusiform**, a spindle-shaped muscle with a large belly and a narrow origin and insertion. **Ms., Hamstring**, a name given to the biceps, semi-membranosus, and semi-tendinosus muscles. **M., Heart**, occupies an intermediate position between the spindle-shaped, non-striated involuntary cell and the striped voluntary fiber. It has no sarcolemma, its striæ are fainter, the muscle-nuclei are situated within the sarcous substance, and the contractile fibrillæ are peculiarly disposed. The peripheral fibrillæ are arranged in a radiating manner, the central portion being occupied by prismatic bundles of fibrillæ, nuclei, and sarcoplasm. Cardiac muscle-fibers differ in yet another point from ordinary striped muscular tissue—they branch and anastomose with each other. **M., Hollow**, that surrounding a cavity. **M., Inflected**, one that passes over a pulley. **M., Intrinsic**, a muscle confined to a part or organ. **M., Involuntary**, one not under the control

of the will, as the non-striated muscles. They vary from 75–225  $\mu$  in length, and from 4–8  $\mu$  in width. The cells are surrounded by a delicate hyaline sheath, and possess a rod-shaped nucleus. See *M., Unstriated*. *M.-juice*. Same as *M.-plasma*. *Ms. of Mastication*, the masseters, temporals, and external and internal pterygoid muscles. *M., Non-striated*, one composed of spindle-shaped involuntary muscle-fibers. *M.-nucleus*, the nucleus of a muscle-fiber. *M., Organic*. See *Involuntary*. *Ms. of Organic Life, Unstriated or Involuntary Ms.*, those composed of spindle-shaped, contractile fibers and nucleated cells collected in bundles. A table arranged alphabetically is appended, showing the principal muscles of the human body, with their origin, insertion, innervation, and function. *M., Papillary*, the muscular eminences in the ventricles of the heart, from which the chordæ tendinæ arise. *M., Pennate*, *M., Penniform*, a muscle with a central axis, from which the fibers radiate on each side. *M., Perforated* (of *Cassius*). See *M., Coraco-brachialis*, in *Table*. *M., Peripenial*, a layer of involuntary muscle beneath the skin of the penis. *M.-plasma*, a liquid obtained from



A. Striped muscle of frog, sarcolemma raised in the form of a bleb. B. Ruptured fiber with sarcolemma. C. Fiber ruptured by a hair. D. Effect of acetic acid on a muscle fiber. E. Muscle-discs. (Stirling.)

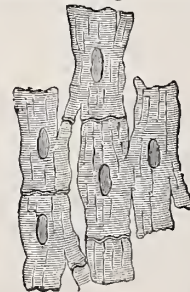
fresh muscle by expression, preferably after freezing. Its coagulation is the essential condition of rigor mortis, and is comparable to the coagulation of blood. The solid proteid thus separated is called myosin. Two of its proteids, paramyosinogen and myosinogen, go to form the clot, while the other three, myoglobulin, albumin, and myoalbuminose, remain in the muscle-serum. *M.-plate*. See *Myocomma*, and *Myotome*. *M.-prism*, a muscle-rod. *M.-reading*, the detection of a person's thoughts and emotions by the involuntary action of his muscles. *Ms. of Respiration*, those involved in the ordinary processes of breathing. Those concerned in *inspiration* are the diaphragm, the intercostals and the long and short elevators. Other muscles, including the trapezius, scaleni and pectoralis minor, are brought into play during forced inspiration. *Ordinary expiration* is non-muscular, the act being a purely passive one; *forced expiration*, however, brings into play most of the abdominal

muscles. *M.-rod*, one of the ultimate divisions of the dim band of a muscle-compartment. *M.-serum*, the liquid residue left after the separation of the clot by coagulation of muscle-plasma. *M., Skeletal*, any one of those muscles attached to and acting on the skeleton. *M.-sound*, the sound produced by the



ISOLATED SMOOTH MUSCULAR FIBERS.  
Nitric acid.  $\times 300$ . (Stirling.)

contraction of a muscle. *M.-spindle*, structures described by Kühne and considered by Kirschner as special sensory nerve-endings, and by Kölliker to be transient developmental structures connected with the cleavage of the muscle-fibers (Piersol). *M., Stalk*, a differentiation of the ectoplasm of the *Vorticella*, which, in contracting, rolls the stalk up spirally. *M., Striated*, a muscle constituted of striped muscle-fibers. *M., Striped*. Same as *M., Striated*. *M.-sugar*. See *Inosite*. *M., Tailor's*. Synonym of the sartorius muscle. See *Table*. *M.-telegraph*, an apparatus arranged by DuBois-Reymond especially for replacing the myograph in experiments during lectures. The muscle is



MUSCULAR FIBERS OF THE HUMAN HEART. (Stirling.)

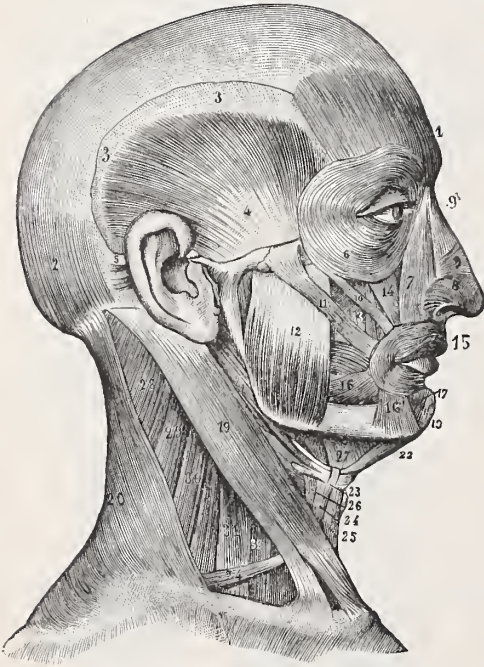
fixed in a vise; its other end is connected by a hook with a thread running over a reel. The reel supports a long indicating hand to which a colored disc is attached. The muscle, in shortening, turns the wheel and lifts the disc, which is easily seen from a considerable distance. A second thread, slung over the reel, supports a brass vessel, which may be filled with shot, so as to apply any desired weight to the muscle. *M.-tumor*, a myoma, *q. v.* *M., Unstriated*, *M., Unstriated*. See *M., Non-striated*. *M., Visceral*, any one of the muscles connected with the viscera; they are not under the command of the will. *M., Voluntary*. See *M., Striped*. *Muscoid* (*mus'-koid*) [*muscus*, moss; *ειδος*, like]. Moss-like.



## TABLE OF MUSCLES (ARRANGED ALPHABETICALLY).

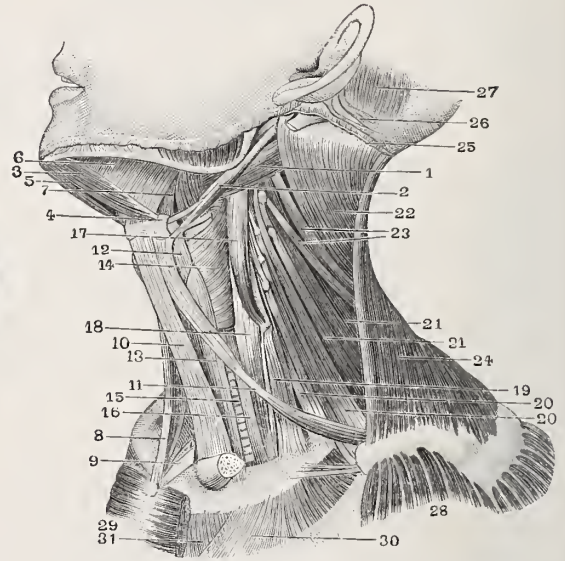
NAME.	ORIGIN.	INSERTION.	INNERVATION.	FUNCTION.
Abductor hallucis.	Outer head of os calcis, plantar fascia, intermuscular septum; inner head, internal annular ligament, and tendon of tibialis posticus.	Inner portion of lower surface of base of great toe and inner side of internal sesamoid bone.	Internal plantar division of posterior tibial nerve.	Flexes and abducts first phalanx of great toe.
Abductor longus pollicis.	See <i>Extensor ossis metacarpi pollicis</i> .			
Abductor minimi digiti manus.	Pisiform bone.	First phalanx of the little finger.	Ulnar.	Abducts little finger.
Abductor minimi digiti pedis.	Outer tuberosity of the os calcis and plantar fascia.	First phalanx of the little toe.	External plantar.	Abducts little toe.
Abductor ossis metatarsi quinti.	Outer tubercle of calcaneum.	Tuberosity of base of 5th metatarsal bone.	External plantar.	Abducts little toe.
Abductor pollicis manus.	Trapezium, scaphoid, annular ligament, palmar fascia.	First phalanx of thumb.	Median.	Abducts and flexes first phalanx of thumb.
Abductor pollicis pedis.	Inner tuberosity of the os calcis.	First phalanx of great toe.	Internal plantar.	Abducts great toe.
Accelerator urinæ.	Central tendon of perineum and median raphe.	Bulb, spongy and cavernous parts of penis.	Perineal.	Ejects urine.
Accessorius ad accessorium.	See <i>Flexor accessorius</i> .	<i>longus digitorum pedis</i> .		
Accessorius ad flexor profundum.	Internal condyle and coronoid process of humerus	Into the perforating tendons of the flexor profundus.	Ulnar and anterior interosseous.	Assists in flexing fingers.
Accessorius orbicularis inferioris.	Inferior maxilla, external to levator labii inferioris.	At angle of mouth, joining buccinator and other muscles.		
Accessorius orbicularis superioris.	Alveolar border of superior maxilla opposite incisor teeth.	Angle of mouth; continuous with other muscles inserted at this point.		
Accessorius tricipites.	See <i>Dorso-epitrochlearis</i> .			
Accessory abdominal oblique.	Between the two oblique muscles from the 9th, 10th, or 11th rib.	Crest of ilium.	Intercostal, ilio-hypogastric, ilio-inguinal.	Assists in flexing thorax.
Accessory gluteus minimus.	Outer surface of the ilium.	Anterior border of the great trochanter.	Superior gluteal.	Assists gluteus minimus.
Accessory to the ilio-costal.	Angles of 7th to 11th ribs and back of last rib.	Transverse process of 7th cervical vertebra, tubercle of 1st rib. Angles of 2d to 5th ribs.	External branches of posterior divisions of lumbar nerves.	Extension of lumbar spines on pelvis.
Accessory palmar abductor indicis ( <i>anomalous</i> ).	Third metacarpal bone.	Base of first phalanx of index finger.		
Accessory popliteus ( <i>anomalous</i> ).	Usually from a sesamoid bone on the posterior surface of lower end of femur.	With the popliteus.	Internal popliteal.	Assists in flexing leg.
Adductor brevis.	Ramus of pubes.	Upper part of the linea aspera of femur.	Obturator.	Adducts, rotates externally, and flexes thigh.
Adductor hallucis.	Tarsal ends of the three middle metatarsal bones.	Base of the first phalanx of great toe.	External plantar.	Adducts great toe.
Adductor longus.	Front of pubes.	Middle of linea aspera of femur.	Obturator.	Adducts, rotates outward, and flexes thigh.
Adductor magnus.	Rami of pubes and ischium.	All of the linea aspera of femur.	Obturator and great sciatic.	Adducts thigh and rotates it outward.
Adductor minimus.	A name given to the upper portion of the adductor magnus.			
Adductor pollicis.	Third metacarpal.	First phalanx of thumb.	Ulnar.	Draws thumb to median line.

## MUSCLES.



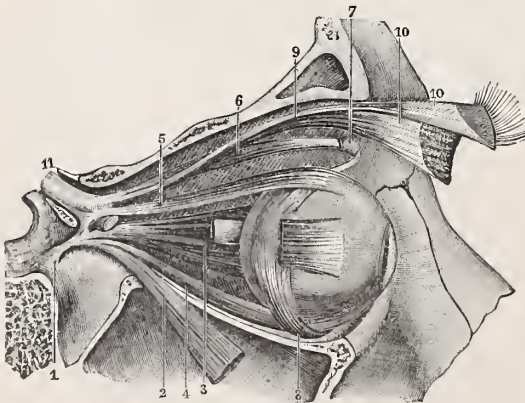
MUSCLES OF THE FACE AND NECK.

1. Frontal muscle. 2. Occipital muscle. 3, 3. Epicranial aponeurosis. 4. Temporal muscle. 5. Retrahens aurem. 6. Orbicularis palpebrarum. 7. Levator labii superioris et alaeque nasi. 8. Dilator naris. 9. Compressor naris. 9'. Pyramidalis nasi. 10. Zygomatic minor. 11. Zygomatic major. 12. Masseter. 13. Levator anguli oris. 14. Levator labii superioris. 15. Orbicularis oris. 16. Buccinator. 16'. Depressor anguli oris. 17. Depressor labii inferioris. 18. Levator labii inferioris. 19. Sternal mastoid. 20. Trapezius. 21. Digastric and stylo-hyoid. 22. Anterior belly of digastric. 23. Pulley for tendon of digastric. 24. 24. Omo-hyoid. 25. Sternal-hyoid. 26. Thyro-hyoid. 27. Mylo-hyoid. 28. Splenius capitis. 29. Splenius colli. 30. Levator anguli scapulae. 31. Scalenus posticus. 32. Scalenus anticus.



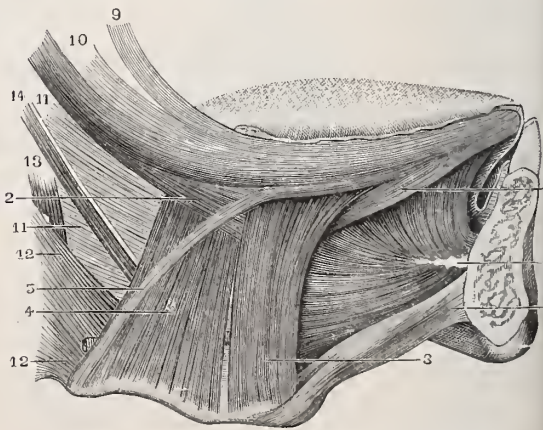
MUSCLES OF SUPRA-HYOID AND INFRA-HYOID REGIONS.

1. Posterior belly of digastric. 2. Stylo-hyoid. 3. Anterior belly of digastric. 4. Tendon and pulley of digastric. 5. Anterior belly of right digastric. 6. Mylo-hyoid. 7. Hyoglossus. 8. Sternal fibers of right sterno-mastoid. 9. Sternal fibers of left sterno-mastoid. 10. Sternal-hyoid. 11. Tendon of omo-hyoid. 12. Thyro-hyoid. 13. Sternal-thyroid. 14. Inferior constrictor of pharynx. 15. Trachea. 16. Esophagus. 17. Rectus capitis anticus major. 18. Longus colli. 19. Scalenus anticus. 20, 20. Scalenus posticus. 21, 21. Levator anguli scapulae. 22. Splenius capitis. 23, 23. Splenius colli. 24. Trapezius. 25. Attachment of sterno-mastoid. 26. Retrahens aurem. 27. Occipital portion of occipito-frontal. 28. Deltoid. 29. Attachment of pectorales majores to sternum. 30. External intercostal. 31. Internal intercostal.



MUSCLES OF THE EYE.

1. Tendon of Zinn. 2. External rectus divided. 3. Internal rectus. 4. Inferior rectus. 5. Superior rectus. 6. Superior oblique. 7. Pulley for superior oblique. 8. Inferior oblique. 9. Levator palpebrae superioris. 10, 10. Its anterior expansion. 11. Optic nerve.



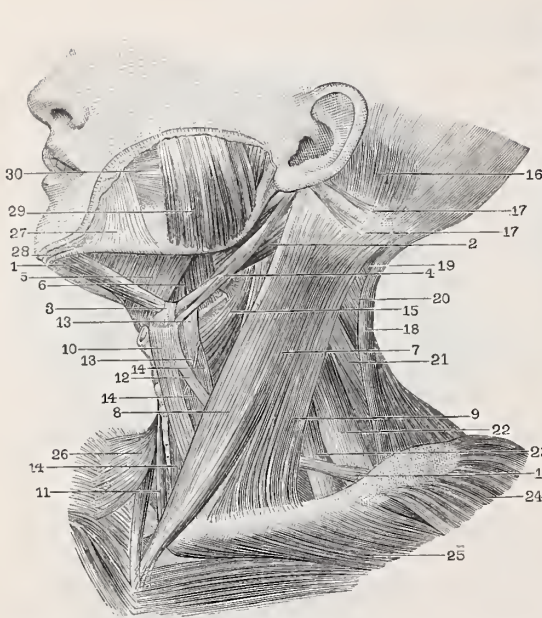
MUSCLES OF THE TONGUE. SUPERFICIAL LAYER.

1. Stylo-glossus. 2. Inferior fibers of stylo-glossus. 3. Anterior fibers of hyo-glossus or basio-glossus. 4. Posterior fibers. 5. Accessory fibers. 6. Genio-hyoid. 7. Genio-glossus. 8. Inferior lingual. 9. Palato-glossus. 10. Upper portion of Pharyngo-glossus (from superior constrictor of pharynx). 11, 11. Inferior portion. 12, 12. Middle constrictor of pharynx. 13. Stylo-pharyngeus. 14. Stylo-hyoid ligament and stylo-hyoid muscle.



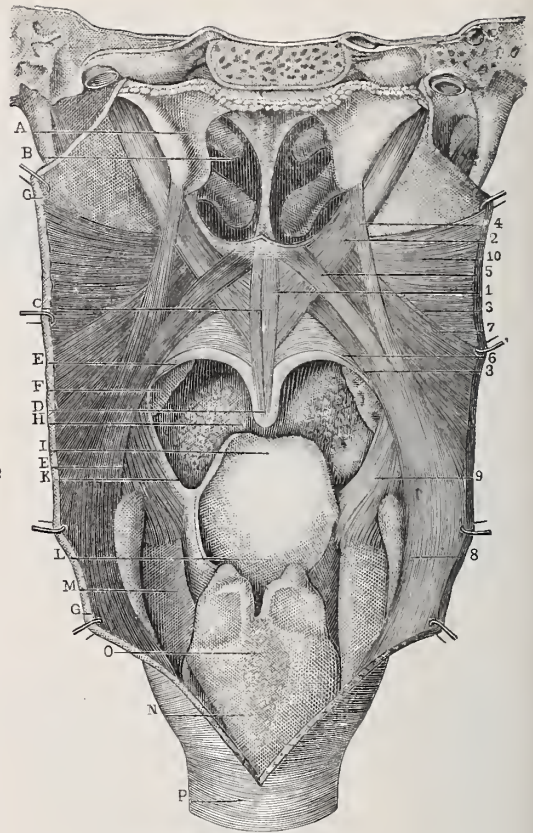
TABLE OF MUSCLES.—*Continued.*

NAME.	ORIGIN.	INSERTION.	INNERVATION.	FUNCTION.
Adductor quadratus.	See <i>Adductor minimus</i> .			
Adjutor splenii.	See <i>Rhomboid</i> .			
Agitator caudæ.	A name given to the lower edge of the gluteus maximus.	The femur or femoral aponeurosis.		
Amygdalo-glossus.	Pharyngeal aponeurosis covering the outer surface of the tonsil.	Continuous with the palato-glossus.		Aids the stylo-glossus in raising the margin of the tongue, rendering the dorsum concave.
Anconeus.	Back of external condyle of humerus.	Olecranon process and shaft of ulna.	Musculo-spiral.	Extends forearm.
Antitragicus.	Outer surface of antitragus.	Caudate process.	Temporal and posterior auricular.	
Arrectores pili.	Pars papillaris of the skin.	Hair-follicles.	Sympathetic.	Elevate the hairs of the skin.
Aryteno-epiglottideus inferioris.	Arytenoid (anteriorly).	Epiglottis.	Recurrent laryngeal.	Compresses sacculus of larynx.
Aryteno-epiglottideus superioris.	Apex of arytenoid cartilage.	Aryteno-epiglottidean folds.	Recurrent laryngeal.	Constricts aperture of larynx.
Arytenoideus.	Posterior and outer border of one arytenoid.	Back of other arytenoid.	Superior and recurrent laryngeal.	Closes back part of glottis.
Attollens aurem.	Occipito-frontalis aponeurosis.	Pinna.	Temporal branch of facial.	Elevates pinna.
Attrahens aurem.	Lateral cranial aponeurosis.	Helix.	Facial.	Advances pinna.
Azygos pharyngis ( <i>occasional</i> ).	Pharyngeal tubercle of body of occiput.	Raphe of pharynx.	Glossopharyngeal, pharyngeal plexus.	Blends with superior constrictor.
Azygos uvulæ.	Posterior nasal spine of palate bone.	Uvula.	Facial through sphenopalatine ganglion.	Raises uvula.
Basio-glossus.	The fibers of the hyoglossus arising from the hyoid bone. See <i>Hyoglossus</i> .			
Biceps.	1. Long—Glenoid cavity. 2. Short—Coracoid process.	Tuberosity of radius.	Musculo-cutaneous.	Flexes and supinates forearm.
Biceps femoris.	1. Ischial tuberosity. 2. Linea aspera.	Head of fibula and outer tuberosity of head of fibula.	Great sciatic and external popliteal.	Flexes and rotates leg outward.
Biventer cervicis.	Transverse processes, 2-4 upper dorsal.	Superior curved line of occipital bone.	Portion of complexus.	Retracts and rotates head.
Bowman's.	See <i>Ciliary</i> .			
Brachialis anticus.	Lower half of the shaft of humerus.	Coronoid process of ulna.	Musculo-cutaneous, musculo-spiral.	Flexes forearm.
Brachio-capsularis.	See <i>Subscapularis</i> .			
Brachio-radialis.	See <i>Supinator longus</i> .			
Brücke's.	See <i>Ciliary</i> .			
Buccinator.	Alveolar process of maxillary bones and pterygo-maxillary ligament.	Orbicularis oris.	Facial, buccal branch.	Compresses cheeks, retracts angle of mouth.
Bulbo-cavernosus.	See <i>Accelerator urinæ</i> .			
Cephalo-humeral.	See <i>Cleido-occipital</i> .			
Cephalo-pharyngeus.	See <i>Constrictor of</i>	<i>pharynx, superior.</i>		
Cervicalis ascendens.	Angles of 5 upper ribs.	Transverse processes of 4th, 5th, and 6th cervical vertebræ.	Branches of cervical.	Keeps head erect.
Chondro-coracoid ( <i>anomalous</i> ).	First costal cartilage.	Coracoid process, superficial to the coracobrachialis.		



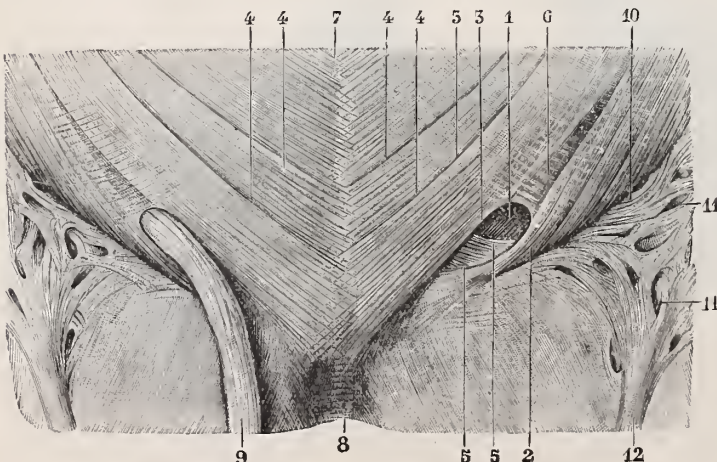
THE STERNO-CLEIDO-MASTOID MUSCLE. MUSCLES OF THE SUPRA-HYOID AND INFRA-HYOID REGIONS.

1. Anterior belly of digastric. 2. Posterior belly. 3. Tendon and pulley for tendon. 4. Stylo-hyoid. 5. Mylo-hyoid. 6. Hyo-glossus. 7. Sterno-cleido-mastoid. 8. Anterior or sternal portion. 9. Posterior or clavicular portion. 10. Left sterno-hyoid. 11. Right sterno-hyoid. 12. Omo-hyoid. 13. Thyro-hyoid. 14, 14. Sterno-thyroid. 15. Anterior portion of inferior constrictor of pharynx. 16. Occipital muscle. 17, 17. Retrahens aurem. 18. Trapezius. 19. Splenius capitis. 20. Splenius colli. 21. Levator anguli scapulae. 22. Scalenus posticus. 23. Scalenus anticus. 24. Superior portion of deltoid. 25. Superior portion of pectoralis major. 26. Inferior and anterior portion of right platysma myoides. 27. Depressor anguli oris. 28. Depressor labii inferioris. 29. Masseter. 30. Buccinator.



MUSCLES OF THE VELUM PALATI.

- A. Cartilaginous portion of Eustachian tube. B. Posterior orifice of nasal fossa. C. Velum palati. D. Uvula. E. Posterior pillar of velum palati. F. Tonsil. G, G. Posterior wall of pharynx, divided in the median line. H. Base of tongue. I. Epiglottis. K. Left lateral prolongation of epiglottis. L. Entrance to larynx. M. Thyroid cartilage. N. Posterior wall of larynx. O. Group of racemose glands. P. Upper part of esophagus.



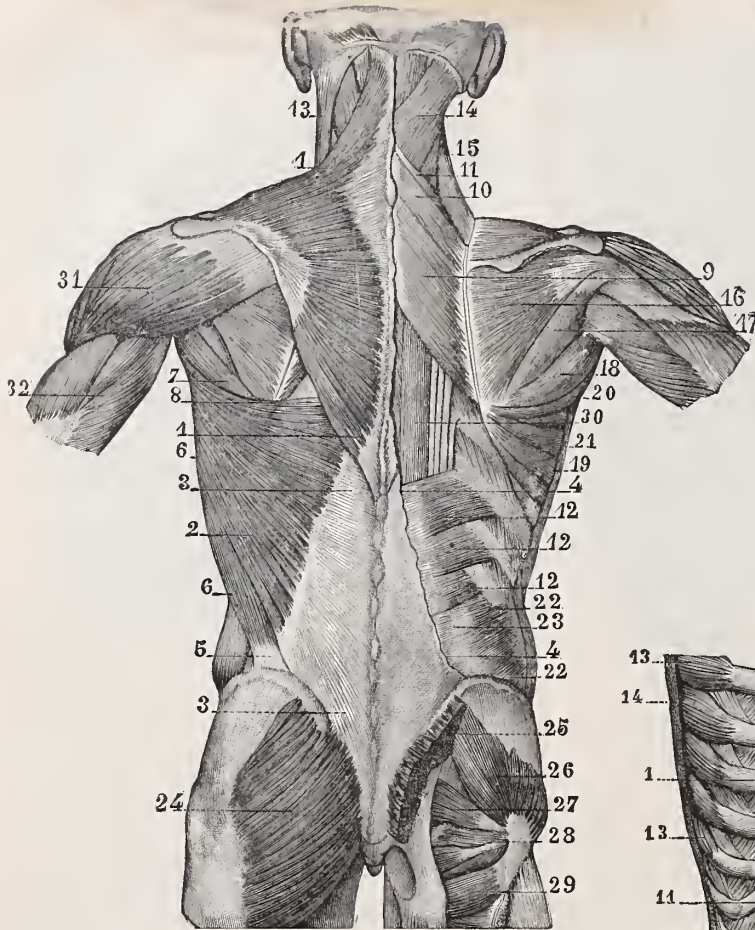
INFERIOR PORTION OF THE ABDOMINAL APONEUROSIS.

1. External abdominal ring. 2. External pillar. 3, 3. Internal pillar. 4, 4. Gimbernat's ligament. 5, 5. Its attachment. 6. Intercolumnar fibers. 7. Linea alba. 8. Symphysis pubis. 9. Spermatic cord. 10. Crural arch. 11, 11. Cribriform fascia. 12. Internal saphenous vein.



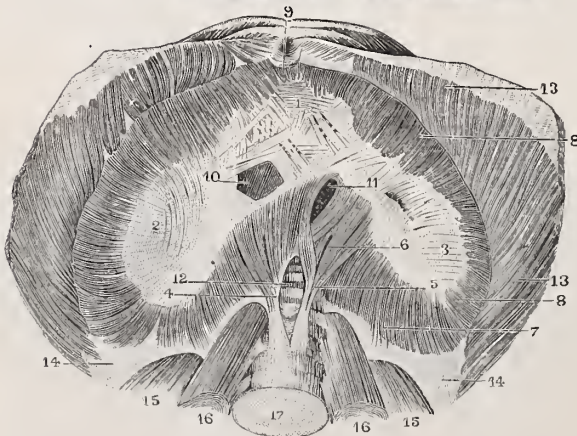
TABLE OF MUSCLES.—*Continued.*

NAME.	ORIGIN.	INSERTION.	INNERVATION.	FUNCTION.
Chondro-epitrochlearis ( <i>anomalous</i> ).	Cartilages of one or two ribs (7th) or from aponeurosis of external oblique.	Fascia on inner side of arm, or internal condyle of humerus.		
Chondro-glossus.	See <i>Hyo-glossus</i> .			
Choroid.	See <i>Ciliary</i> .			
Ciliary.	<i>Longitudinal</i> portion (Brücke's m.), junction of cornea and sclera; <i>circular</i> portion (Müller's m.), fibers form a circle.	Outer layers of choroid.	Ciliary.	The muscle of visual accommodation.
Circumflex palati.	See <i>Tensor palati</i> .			
Cleido-cervicalis ( <i>anomalous</i> ).	Transverse process of 6th cervical vertebra.	Outer end of clavicle.		A supernumerary scalene muscle.
Cleido-epitrochlearis.	Clavicular portion of deltoid.	Internal condyle of humerus.		
Cleido-hyoid ( <i>anomalous</i> ).	Clavicle near outer border of sterno-hyoid.	Body of hyoid.	Hypoglossal.	Depresses hyoid.
Cleido-occipitalis ( <i>anomalous</i> ).	Clavicle, posterior to sterno-mastoid.	Superior nuchal line of occiput.		
Coccygeus.	Ischial spine.	Coccyx, sacrum, and sacro-coccygeal ligament.	Sacral.	Supports coccyx, and closes pelvic outlet.
Complexus.	Transverse processes 7th cervical and 6 upper dorsal, and articular processes of 3d to 6th cervical.	Occipital bone.	Sub-occipital, great occipital, and branches of cervical.	Retracts and rotates head.
Compressor hemisphericum bulbi.	A name given to that part of the bulbo-cavernosus which covers the most prominent part of the bulb.			
Compressor narium.	Nasal aponeurosis.	Fellow muscle and canine fossa.	Facial.	Dilates nostril.
Compressor narium minor.	Alar cartilage.	Skin at end of nose.	Facial.	Dilates nostril.
Compressor sacculi laryngis.	Fibers of the aryteno-epiglottideus.		Recurrent laryngeal.	Compressor of sacculus of larynx.
Compressor urethræ.	Ramus of pubes.	Fellow muscle.	Perineal.	Compresses membranous urethra.
Compressor vaginæ.	The analogue of the two bulbo-cavernosi of the male.		Perineal.	Compressor of vaginæ.
Compressor venæ dorsalis penis.	Fibers of the ischio-cavernosus.	Fascial sheath of penis, over dorsal vessels.		Compressor of dorsal vein.
Constrictor isthmi faucium.	See <i>Palato-glossus</i> .			
Constrictor of pharynx (inferior).	Cricoid and thyroid cartilages.	Pharyngeal raphe.	Glosso-pharyngeal, pharyngeal plexus and external laryngeal.	Contracts caliber of pharynx.
Constrictor of pharynx (middle).	Cornua of hyoid and stylo-hyoid ligament.	Pharyngeal raphe.	Glosso-pharyngeal and pharyngeal plexus.	Contracts caliber of pharynx.
Constrictor of pharynx (superior).	Internal pterygoid plate, pterygo-max. lig., jaw and side of tongue.	Pharyngeal raphe.	Glosso-pharyngeal and pharyngeal plexus.	Contracts caliber of pharynx.
Constrictor urethræ.	See <i>Compressor urethræ</i> .			
Constrictor vaginæ.	See <i>Compressor vaginæ</i> .			
Coraco-brachialis.	Coracoid process of scapula.	Inner surface of shaft of humerus.	Musculo-cutaneous.	Adducts and flexes arm.
Coraco-brachialis superior vel brevis.	See <i>Rotator humeri</i> .			



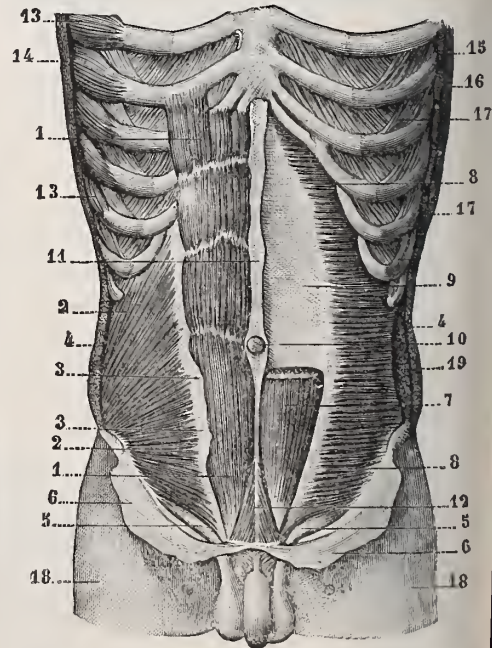
SUPERFICIAL AND MIDDLE MUSCULAR LAYERS OF THE POSTERIOR ASPECT OF THE TRUNK.

- 1, 1. Trapezius. 2. Latissimus dorsi.
- 3, 3. Lumbo-sacral aponeurosis. 4.
4. Portion of this aponeurosis to which latissimus dorsi is attached
5. Fasciculus by which latissimus dorsi is attached to crest of ilium.
6. External border of latissimus dorsi, curving around teres major. 9. Rhomboideus major. 10. Rhomboideus minor.
11. Superior border of serratus posticus superioris. 12, 12, 12. Fasciculi of serratus posticus inferioris. 13. Sterno-mastoid. 14. Splenius. 15. Levator anguli scapulae. 16. Infra-spinatus. 17. Teres minor. 18. Teres major. 19. Divided latissimus dorsi. 20. Fasciculus of latissimus dorsi, arising from angle of scapuli. 21. Inferior portion of serratus magnus. 22, 22. Lower portion of internal oblique. 23. Posterior aponeurosis of internal oblique. 24. Gluteus maximus. 25. Divided gluteus maximus. 26. Gluteus medius. 27. Pyramidalis. 28. Tendon of obturator internus and gemelli. 29. Quadratus femoris. 30. Sacro-lumbalis and longissimus dorsi. 31. Deltoid. 32. Triceps.



DIAPHRAGM, INFERIOR ASPECT.

1. Middle or anterior leaflet of central tendon. 2. Right leaflet. 3. Left leaflet. 4. Right crus. 5. Left crus. 6, 6. Intervals for phrenic nerves. 7. Muscular fibers from which the ligamenta arcuata originate. 8, 8. Muscular fibers that arise from inner surface of six lower ribs. 9. Fibers that arise from ensiform cartilage. 10. Opening for inferior vena cava. 11. Opening for esophagus. 12. Aortic opening. 13, 13. Upper portion of transversalis abdominis, turned upward and outward. 14. Anterior leaflet of transversalis aponeurosis. 15, 15. Quadratus lumborum. 16. 16. Psoas magnus. 17. Third lumbar vertebra.



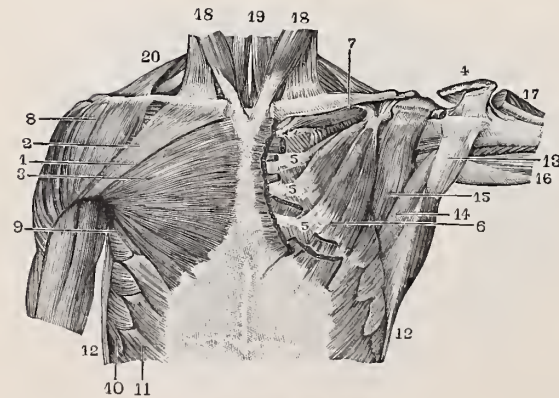
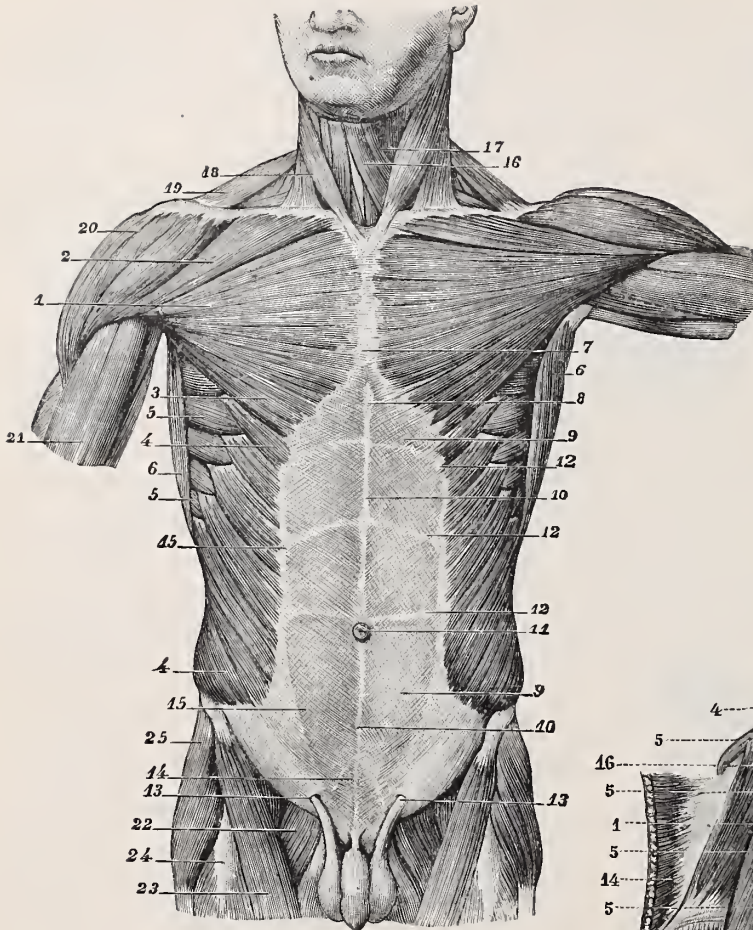
INTERNAL OBLIQUE AND TRANSVERSALIS ABDOMINIS MUSCLES.

- 1, 1. Rectus abdominis. 2, 2. Internal oblique. 3, 3. Anterior leaflet of aponeurosis of internal oblique. 4, 4. Divided external oblique. 5, 5. Spermatic cords. 6, 6. Inferior portion of aponeurosis of external oblique. 7. Lower portion of left rectus abdominis; upper portion removed. 8, 8. Muscular portion of transversalis abdominis. 9. Aponeurotic portion. 10. Umbilicus. 11. Supra-umbilical portion of linea alba. 12. Infra-umbilical portion. 13. Serratus magnus. 14. Divided right latissimus dorsi. 15. Divided left latissimus dorsi. 16. Divided serratus magnus. 17, 17. External intercostals. 18, 18. Femoral aponeurosis. 19. Divided internal oblique.



TABLE OF MUSCLES.—*Continued.*

NAME.	ORIGIN.	INSERTION.	INNERVATION.	FUNCTION.
Coraco-capsularis. (A name applied to the upper portion of the coraco-brachialis).	Coracoid process.	Below lesser tuberosity of humerus, or into capsule of shoulder-joint.		
Corrugator cutis ani.	Submucous tissue on interior of anus.	Subcutaneous tissue on opposite side of anus	Sympathetic.	Corrugates skin about anus.
Corrugator supercilii.	Superciliary ridge of frontal bone.	Orbicularis palpebrarum.	Facial.	Draws eyebrow downward and inward.
Costo-fascialis ( <i>anomalous</i> ).	Outer border of sternothyroid muscle.	Sheath of carotid vessels.		
Crampton's.	See <i>Ciliary</i> .			
Cremaster.	Upper and deep surface of middle of Poupart's ligament.	Spine and crest of pubic bone and fascia propria.	Genital branch of genito-crural.	Elevates testicle.
Cremaster, internal, of Henle.	Fibers of the gubernaculum testis.	Elements of spermatic cord.		
Crico-arytenoideus lateralis.	Side of cricoid cartilage.	Angle and external surface of arytenoid.	Recurrent laryngeal.	Closes glottis.
Crico-arytenoideus posticus.	Back of cricoid cartilage.	Base of arytenoid cartilage.	Recurrent laryngeal.	Opens glottis.
Crico-hyoid ( <i>anomalous</i> ).	Lower border of side of cricoid cartilage.	Lower border of hyoid bone.		
Crico-thyroid.	Cricoid cartilage.	Thyroid cartilage (lower inner border).	Superior laryngeal.	Makes vocal bands tense.
Crureus.	See <i>Vastus internus</i> .			
Curvator coccygis ( <i>anomalous</i> ).	Anterior surface fifth segment of sacrum.	Anterior surface of coccyx.		Incurvates coccyx.
Deltoid.	Clavicle, acromion, and spine of scapula.	Shaft of humerus.	Circumflex.	Abducts humerus.
Depressor alæ nasi.	Incisive fossa of superior maxillary bone.	Septum and ala of nose.	Facial, buccal branch.	Contracts nostril.
Depressor anguli oris.	External oblique line of inferior maxillary bone.	Angle of mouth.	Facial, supra-maxillary branch.	Depresses angle of mouth.
Depressor epiglottidis.	Those fibers of the thyroepiglottideus that are continued forward to the margin of the epiglottis.			
Depressor labii inferioris.	External oblique line of the inferior maxillary bone.	Lower lip.	Facial, supra-maxillary branch.	Depresses lip.
Depressor thyroidea ( <i>anomalous</i> ).	Lower border first tracheal ring, near middle line.	Lower border of thyroid cartilage.		Depresses trachea.
Depressor urethræ.	Ramus of ischium near deep transversus perinei.	Fibers of constrictor vaginae muscle.		
Detrusor urinæ.	Front of pubes.	Prostate (in male), vagina (in female).	Sympathetic.	Compresses bladder.
Diaphragm.	Ensiform cart., 6 or 7 lower ribs, ligamenta arcuata, bodies of lumbar verteb.	Central tendon.	Phrenic and sympathetic.	Respiration and expulsion.
Digastric (anterior belly).	Inner surface of inferior maxillary bone, near symphysis.	Hyoid bone.	Inferior dental.	Elevates hyoid and tongue.
Digastric (posterior belly).	Digastric groove of mastoid process.	Hyoid bone.	Facial.	Elevates hyoid and tongue.
Dilator naris anterioris.	Alar cartilage.	Border of ala of nose.	Facial, infraorbital branch.	Dilates nostril.
Dilator naris posterioris.	Nasal notch of superior maxillary bone.	Skin at margin of nostril.	Facial, infraorbital branch.	Dilates nostril.
Dorsal interossei, 4.	Sides of metacarpal bones.	Bases of corresponding phalanges.	Ulnar.	Abduct fingers from median line.

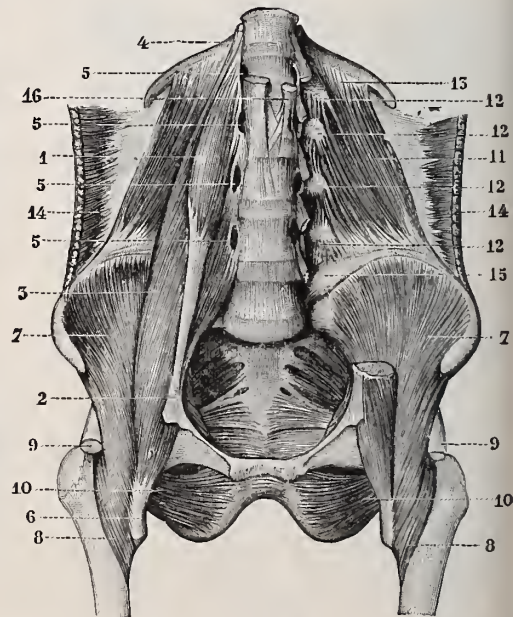


MUSCLES OF ANTERIOR ASPECT OF THORAX.

1. Pectoralis major. 2. Its clavicular portion. 3. Its sterno-costal portion. 4. Its humeral attachment, divided and displaced upward. 5, 5, 5. Its fasciculi of attachment to ribs. 6. Pectoralis minor. 7. Subclavius. 8. Deltoid. 9. Inferior border of pectoralis minor. 10. Digitations of serratus magnus. 11. Corresponding digitations of external oblique. 12, 12. Anterior border of latissimus dorsi. 13. Its tendon of attachment to humerus. 14. Teres major. 15. Subscapularis. 16. Long head of triceps. 17. Lower portion of deltoid. 18, 18. Sterno-mastoid. 19. Lower portion of sterno-hyoid. 20. Trapezius.

MUSCLES OF THE ANTERIOR ASPECT OF THE BODY.

1. Pectoralis major. 2. Its clavicular fasciculus. 3. Fasciculus attached to abdominal aponeurosis. 4, 4. External oblique. 5, 5. Serratus magnus. 6, 6. Anterior border of latissimus dorsi. 7. Decussation of tendinous fibers of pectorales majores. 8. Ensiform cartilage. 9, 9. Abdominal aponeurosis. 10, 10. Linea alba. 11. Umbilicus. 12, 12, 12. Tendinous intersections of rectus abdominis. 13, 13. External abdominal ring. 14. Pyramidalis. 15, 15. External border of rectus abdominis. 16. Sterno-hyoid. 17. Omo-hyoid. 18. Sterno-mastoid. 19. Cervical portion of trapezius. 20. Deltoid. 21. Biceps brachialis. 22. Pectineus. 23. Sartorius. 24. Rectus femoris. 25. Tensor vaginae femoris.



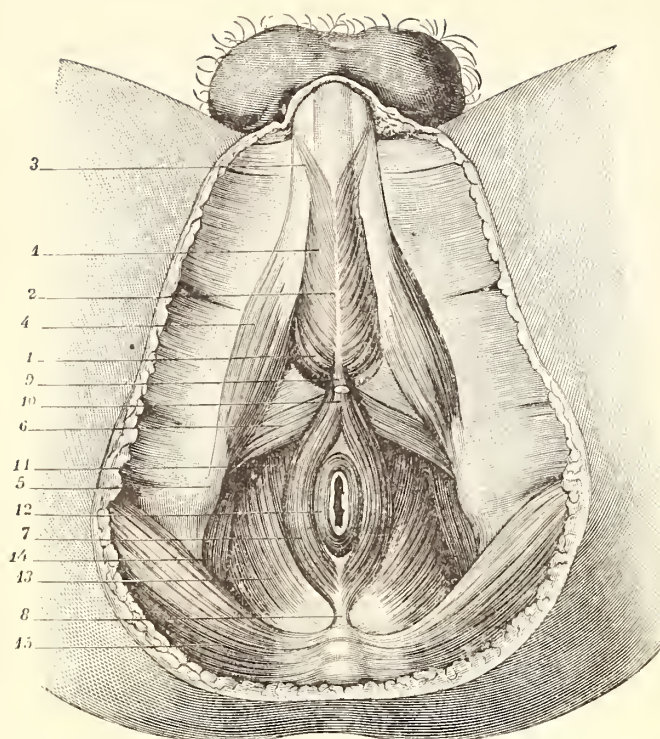
PSOAS, ILIAC, QUADRATUS LUMBORUM, AND TRANSVERSALIS MUSCLES.

1. Psoas parvus. 2. Its divided tendon. 3. Psoas magnus. 4. Its attachment to 12th dorsal vertebra. 5, 5, 5, 5. Its attachment to bodies of first four lumbar vertebrae. 6. Its tendon of attachment to lesser trochanter. 7, 7. Iliac muscle. 8, 8. Inferior and external fibers of iliac muscle. 9, 9. Rectus femoris. 10, 10. Obturator externus. 11. Quadratus lumborum. 12, 12, 12, 12. Posterior portion of quadratus lumborum. 13. External portion. 14. Transversalis abdominis. 15. Ilio-lumbar ligament. 16. Crura of diaphragm.



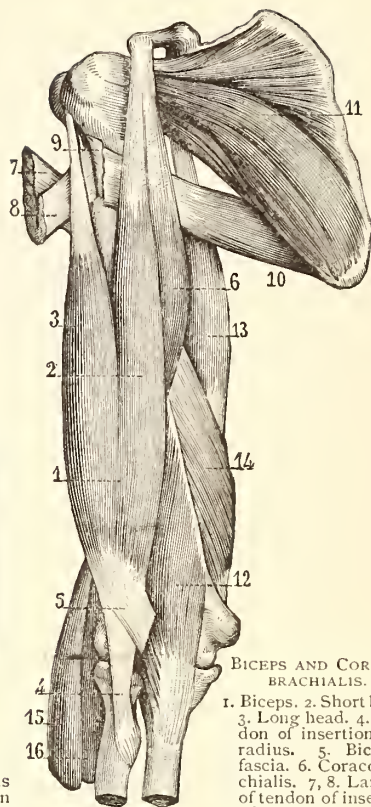
TABLE OF MUSCLES.—*Continued.*

NAME.	ORIGIN.	INSERTION.	INNERVATION.	FUNCTION.
Dorsal interossei, 4.	Sides of metatarsal bones.	Base of first phalanx of corresponding toe.	External plantar.	Abduct toes.
Dorso-epitrochlearis ( <i>anomalous</i> ).	Tendon of latissimus dorsi.	Long head of triceps, or fascia of arm.		Aids in climbing.
Epitrochleo-anconeus ( <i>anomalous</i> ).	Back of internal condyles of humerus.	Inner side of olecranon.		
Erector clitoridis.	Tuberosity of ischium.	Each side of crus of clitoris.		Erects clitoris.
Erector penis.	Ischial tuberosity, crus penis, and pubic ramus.	Tunica albuginea of corpus cavernosum.	Perineal.	To maintain erection.
Erector pili.	See <i>Arrectores pili</i> .			
Erector spinæ.	Iliac crest, back of sacrum, lumbar, and three lower dorsal spines.	Divides into sacro-lumbalis, longissimus dorsi, and spinalis dorsi.	Lumbar nerves, posterior division.	Extension of lumbar spines on pelvis.
Extensor annularis ( <i>anomalous</i> ).	Posterior surface of shaft of ulna.	Tendon of ring-finger.		
Extensor brevis digitorum manus ( <i>anomalous</i> ).	Ligamentous tissues on back of carpus.	Tendons of third, fourth, and fifth fingers.		
Extensor brevis digitorum pedis.	Os calcis, externally.	First phalanx of great toe and tendons of extensor longus.	Anterior tibial.	Extends toes.
Extensor brevis hallucis.	A name applied to that portion of the extensor brevis digitorum that goes to the great toe.			
Extensor brevis pollicis.	See <i>Extensor primi inter</i>	<i>nodii pollicis.</i>		
Extensor carpi radialis accessorius ( <i>anomalous</i> ).	Shaft of humerus.	Metacarpal bone of thumb.		
Extensor carpi radialis brevior.	External condyloid ridge of humerus.	Base second and third metacarpal.	Posterior interosseous.	Extends wrist.
Extensor carpi radialis longior.	Lower $\frac{1}{2}$ external condyloid ridge of humerus.	Base of second metacarpal.	Musculo-spiral.	Extends wrist.
Extensor carpi ulnaris.	<i>1st head</i> , external condyle of humerus. <i>2d head</i> , posterior border of ulna.	Base of fifth metacarpal.	Posterior interosseous.	Extends wrist.
Extensor coccygis.	Last bone of sacrum or first of coccyx.	Lower part of coccyx.	Sacral branches.	Extends coccyx.
Extensor communis digitorum.	External condyle of humerus.	All of the second and third phalanges.	Posterior interosseous.	Extends fingers.
Extensor hallucis longus tricaudatus.	The name sometimes applied to the extensor proprius hallucis, when its tendon is divided into three portions.			
Extensor indicis.	Back of ulna.	Second and third phalanges of index finger.	Posterior interosseous.	Extends index.
Extensor longus digitorum pedis.	Outer tuberosity of tibia and shaft of fibula.	Second and third phalanges of toes.	Anterior tibial.	Extends toes.
Extensor longus pollicis.	See <i>Extensor secundi inter</i>	<i>nodii pollicis.</i>		
Extensor medii digiti ( <i>anomalous</i> ).	Back of shaft of ulna.	Tendon of common extensor.		
Extensor minimi digiti.	External condyle of humerus.	Second and third phalanges of little finger.	Posterior interosseous.	Extensor of little finger.
Extensor ossis metacarpi pollicis.	Back of radius and ulna and interosseous membrane.	Base of metacarpal of thumb and fascia.	Posterior interosseous.	Extends thumb.
Extensor ossis metatarsi hallucis ( <i>anomalous</i> ).	Extensor proprius hallucis, or extensor communis digitorum, or tibialis anticus.	Metatarsal bone of hallux.		



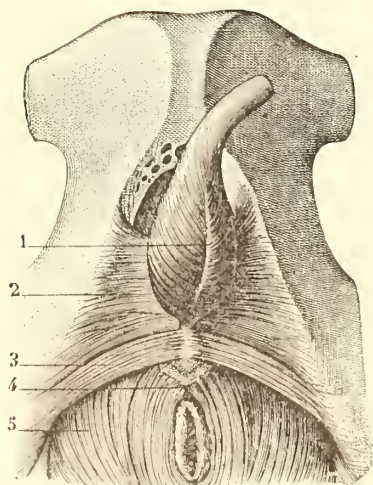
MUSCLES OF ANAL AND PERINEAL REGION.

1. 1. Bulbo-cavernosus muscle (accelerator urinæ). 2. Its fibrous raphe. 3. Its anterior termination. 4. Ischio-cavernosus (erector penis) muscle. 5. Tendon of attachment to tuber ischii. 6. Transversus perinei. 7. External sphincter ani. 8. Aponeurotic insertion into apex of coccyx. 9. Attachment to bulbo-cavernous raphe. 10. Fibers of insertion into perineum, divided. 11. Upper layer of external sphincter. 12. Internal sphincter. 13. Levator ani. 14. Obturator internus. 15. Internal border of gluteus maximus.



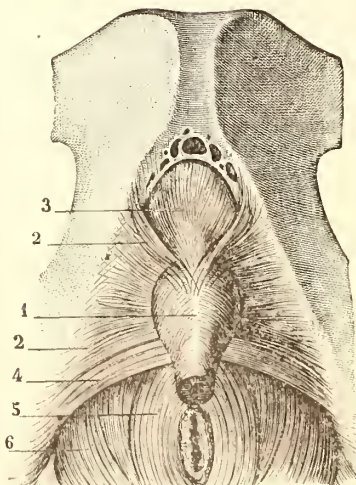
BICEPS AND CORACOBRACHIALIS.

1. Biceps. 2. Short head. 3. Long head. 4. Tendon of insertion into radius. 5. Bicipital fascia. 6. Coraco-brachialis. 7, 8. Laminae of tendon of insertion of pectoralis major. 9. Attachment of latissimus dorsi. 10. Teres major. 11. Subscapularis. 12. Brachialis anticus. 13. Long, middle, or scapular head of triceps. 14. Internal or short humeral head. 15. Supinator longus. 16. Extensor carpi radialis longior.



MUSCLE OF GUTHRIE.

1. Bulbo-cavernosus (erector penis) muscle. 2. Muscle of Guthrie (transversus perinei profundus). 3. Superficial transverse muscle. 4. External sphincter ani. 5. Levator ani.



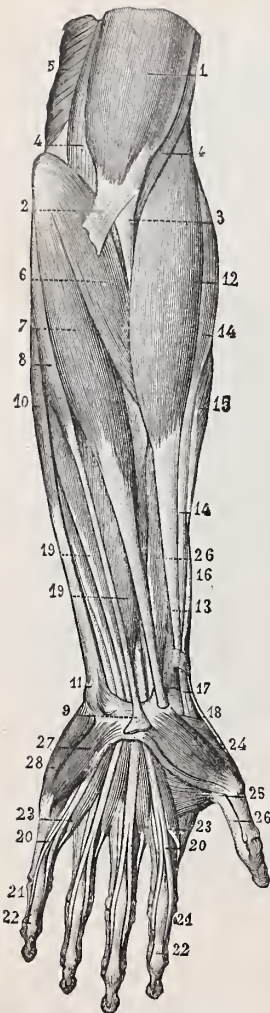
MUSCLE OF GUTHRIE AND WILSON.

1. Bulb of urethra. 2. 2. Muscle of Guthrie (transversus perinei profundus). 3. Muscle of Wilson. 4. Transversus perinei superficialis. 5. External sphincter ani. 6. Levator ani.



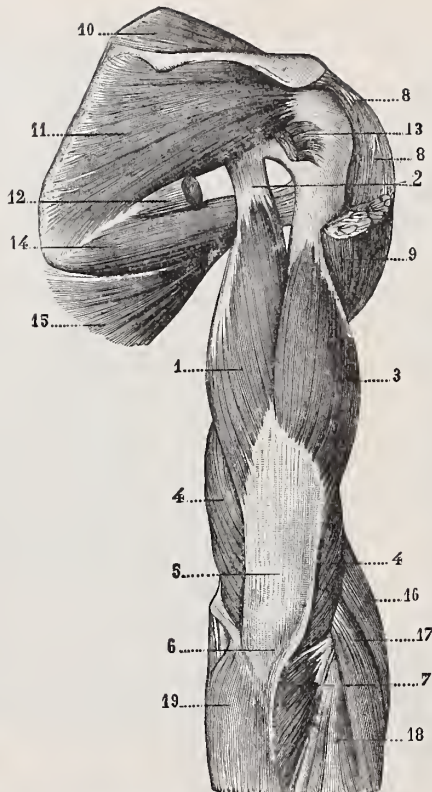
TABLE OF MUSCLES.—*Continued.*

NAME.	ORIGIN.	INSERTION.	INNERVATION.	FUNCTION.
Extensor primí internodii hallucis longus ( <i>anomalous</i> ).	Fibula and interosseous membrane.	Inner part of base of first phalanx of hallux.		
Extensor primí internodii pollicis.	Back of radius.	Base of first phalanx of thumb.	Posterior interosseous.	Extends thumb.
Extensor primí internodii pollicis et indicis ( <i>anomalous</i> ).	Between extensor indicis and extensor secundi internodii pollicis.	First phalanges of thumb and index finger.		
Extensor proprius digiti minimi.	Lower part of ulna, or posterior ligament of wrist-joint.	Base of first phalanx of little finger.		
Extensor proprius hallucis.	Middle of fibula.	Base of last phalanx of great toe.	Anterior tibial.	Extends great toe.
Extensor secundi internodii pollicis.	Back of ulna.	Base of last phalanx of thumb.	Posterior interosseous.	Extends thumb.
Flexor accessorius digitorum pedis (2 heads).	1. Inner; 2. Outer surface of os calcis.	Tendon of flexor longus digitorum.	External plantar.	Accessory flexor of toes.
Flexor accessorius longus ( <i>anomalous</i> ).	Fascia over flexor longus hallucis.	Sesamoid bone in tendon of peroneus longus.		
Flexor accessorius longus digitorum pedis.	Shaft of tibia or fibula.	Tubercle of os calcis, and joins tendon of long flexor.	External plantar.	Assists in flexing toes.
Flexor brevis digitorum pedis.	Inner tuberosity of os calcis and plantar fascia.	Second phalanges of the lesser toes.	Internal plantar.	Flexes lesser toes.
Flexor brevis hallucis.	Under surface of cuboid, plantar ligaments, and external cuneiform.	Base of first phalanx of great toe.	Internal plantar.	Flexes and slightly adducts first phalanx of great toe.
Flexor brevis minimi digiti manus.	Unciform bone and annular ligament.	First phalanx of little finger.	Ulnar.	Flexes little finger.
Flexor brevis minimi digiti pedis.	Base of fifth metatarsal.	Base of first phalanx of little toe.	External plantar.	Flexes little toe.
Flexor brevis pollicis manus.	2 heads— <i>outer</i> : lower border of anterior annular ligament; ridge of trapezium; <i>inner</i> : os magnum, and bases of first, second, and third metacarpal bones.	Base of first phalanx of thumb.	<i>Outer head</i> —median, palmar branch. <i>Inner head</i> —deep ulnar.	Flexes metacarpal bone of thumb.
Flexor brevis pollicis pedis.	See <i>Flexor brevis hallucis</i> .			
Flexor carpi radialis.	Internal condyle of humerus.	Metacarpal bone of index finger.	Median.	Flexes wrist.
Flexor carpi radialis vel profundus ( <i>anomalous</i> ).	Anterior surface of radius, above the pronator quadratus.	Annular ligament or trapezium, magnum or base of second or third metacarpal bone.		
Flexor carpi ulnaris (2 heads).	1. Internal condyle. 2. Olecranon and ulna.	5th metacarpal, annular lig. and pisiform bone.	Ulnar.	Flexes wrist.
Flexor cruris.	See <i>Biceps femoris</i> .			
Flexor indicis.	The name given to the indicial portion of the flexor profundus digitorum, when it is distinct.			
Flexor longus digitorum pedis.	Shaft of tibia.	Last phalanges of toes.	Posterior tibial.	Flexes phalanges and extends ankle.
Flexor longus hallucis.	Lower two-thirds of shaft of fibula.	Last phalanx of great toe.	Posterior tibial.	Flexes great toe.
Flexor longus pollicis.	Shaft of radius and coronoid process of ulna.	Last phalanx of thumb.	Anterior interosseous.	Flexes the phalanx.
Flexor ossis metacarpi pollicis.	See <i>Opponens pollicis</i> .			
Flexor perforatus.	See <i>Flexor brevis digitorum pedis</i> .			



SUPERFICIAL MUSCLES OF PALMAR ASPECT OF FOREARM.

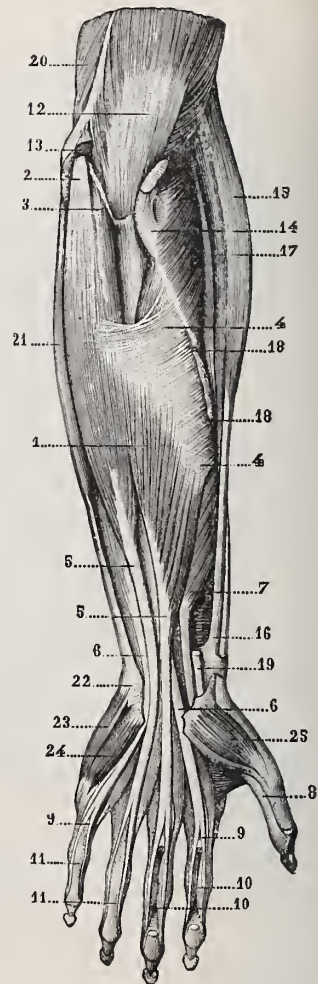
1. Lower portion of biceps. 2. Bicipital fascia. 3. Tendon of insertion into radius. 4, 4. Brachialis anticus. 5. Internal head of triceps. 6. Pronator radii teres. 7. Flexor carpi radialis. 8. Palmaris longus. 9. Its termination in palmar ligament. 10. Flexor carpi ulnaris. 11. Its attachment to pisiform bone. 12. Supinator longus. 13. Its attachment to styloid process of radius. 14, 14. Extensor carpi radialis longior. 15. Extensor carpi radialis brevior. 16. Extensor ossis metacarpi pollicis. 17. Its tendon of insertion into base of first metacarpal bone. 18. Tendon of extensor secundi interodii pollicis. 19, 19. Flexor sublimis digitorum. 20, 20. Tendons of this muscle. 21, 21. Their attachment to second phalanges



TRICEPS BRACHIALIS, POSTERIOR ASPECT.

1. Long, middle, or scapular head. 2. Its tendon of origin from scapula. 3. External, or long humeral head. 4. Internal, or short humeral head. 5. Common tendon. 6. Attachment to olecranon. 7. Anconeus. 8, 8. Upper portion of deltoid, posterior half removed. 9. Lower portion. 10. Supraspinatus. 11. Infraspinatus. 12. Teres minor, middle portion removed. 13. Insertion of teres minor into humerus. 14. Teres major. 15. Upper extremity of latissimus dorsi. 16. Supinator longus. 17. Extensor carpi radialis longior. 18. Extensor carpi ulnaris. 19. Flexor carpi ulnaris.

of fingers. 22, 22. Attachment of tendons of flexor profundus digitorum to last phalanges of fingers. 23, 23. Lumbricales. 24. Abductor pollicis. 25. Its insertion into first phalanx of thumb. 26, 26. Flexor longus pollicis. 27. Flexor brevis minimi digiti. 28. Abductor minimi digiti.



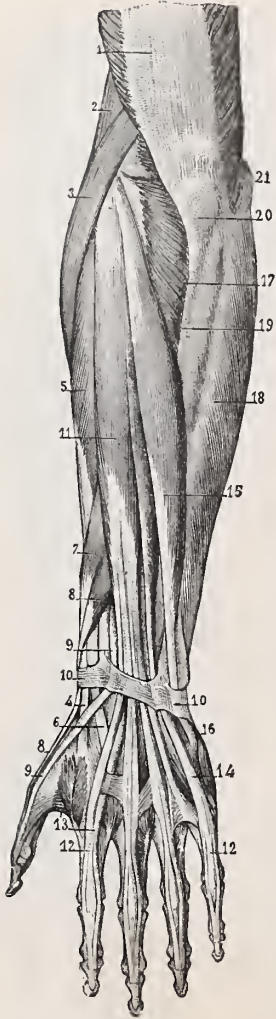
FLEXOR SUBLIMIS DIGITORUM.

1. Flexor sublimis digitorum. 2. Its origin from the epitrochlea. 3. Its origin from coronoid process of ulna. 4, 4. Its aponeurosis of attachment to radius. 5, 5. Superficial tendons, for middle and ring fingers. 6, 6. Deep tendons, for little and index fingers. 7. Flexor longus pollicis. 8. Its tendon. 9, 9. Bifurcation of tendons of flexor sublimis. 10. Intervals between divisions. 11, 11. Tendons of flexor profundus. 12. Tendon of brachialis anticus. 13. Common tendon of origin of superficial epitrochlear muscles. 14. Tendon of biceps. 15. Supinator longus. 16. Its attachment to styloid process of radius. 17. Extensor carpi radialis longior. 18, 18. Tendon of attachment of pronator radii teres, divided. 19. Tendon of extensor carpi radialis. 20. Triceps. 21. Flexor carpi ulnaris. 22. Its attachment to pisiform bone. 23. Adductor minimi digiti. 24. Flexor brevis minimi digiti. 25. Adductor brevis pollicis.



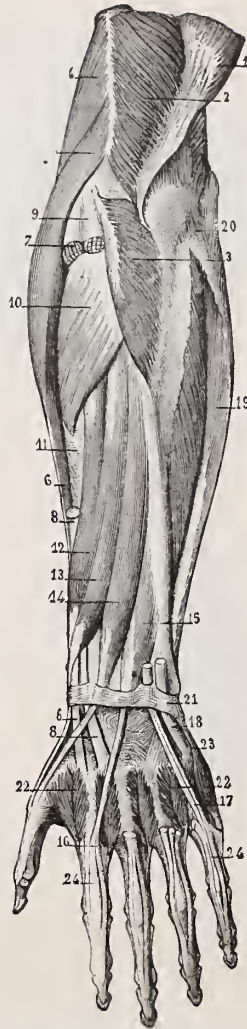
TABLE OF MUSCLES.—*Continued.*

NAME.	ORIGIN.	INSERTION.	INNERVATION.	FUNCTION.
Flexor profundus digitorum.	Shaft of ulna.	Last phalanges by four tendons.	Ulnar and anterior interosseous.	Flexes the phalanges.
Flexor proprius digiti secundi ( <i>anomalous</i> ).	Shaft of tibia.	Base of phalanges of second toe.		
Flexor sublimis digitorum (3 heads).	1. Inner condyle. 2. Coronoid process. 3. Oblique line of radius.	Second phalanges by four tendons.	Median.	Flexes second phalanges.
Frontalis.	See <i>Occipito-frontalis</i> .			
Gastrocnemius (2 heads).	Condyles of femur.	Os calcis by tendo Achillis.	Internal popliteal.	Extends foot.
Gavard's.	The oblique muscular fibers of the wall of the stomach.			
Gemellus inferior.	Tuberosity of ischium and lesser sacro-sciatic notch.	Great trochanter.	Sacral.	External rotator of thigh.
Gemellus superior.	Ischial spine and lesser sacro-sciatic notch.	Great trochanter.	Sacral.	External rotator of thigh.
Genio-hyo-glossus.	Superior genial tubercle of inferior maxillary bone.	Hyoid and inferior surface of tongue	Hypoglossal.	Retracts and protrudes tongue.
Genio-hyoid.	Inferior genial tubercle of inferior maxillary bone.	Body of hyoid.	Hypoglossal.	Elevates and advances hyoid.
Gluteus maximus.	Sup. curved iliac line and crest, sacrum, and coccyx.	Fascia and femur below great trochanter.	Inferior gluteal and sacral plexus.	Extends, abducts, and rotates thigh outward.
Gluteus medius.	Ilium between superior and middle curved lines.	Oblique line of great trochanter.	Superior gluteal.	Rotates, abducts, and advances thigh.
Gluteus minimus.	Ilium between middle and inferior curved lines.	Great trochanter.	Superior gluteal.	Rotates, abducts, and draws thigh forward.
Gluteus quartus.	See <i>Accessory gluteus</i>	<i>minimus</i> .		
Gracilis.	Rami of pubes and ischium.	Tibia, upper and inner part.	Obturator.	Flexes and abducts leg.
Grinning.	See <i>Levator anguli oris</i> .			
Gubernaculum testis.	See <i>Cremaster</i> .			
Guthrie's.	See <i>Transversus perinei</i> ,	<i>deep</i> .		
Helicis major et minor.	Tubercle on helix.	Rim of helix near summit.	Auriculo-temporal and posterior auricular.	
Henle's.	See <i>Prerectalis</i> .			
Hepatico-diaphragmatic ( <i>anomalous</i> ).	Left side of central tendon of diaphragm.	Under surface of liver and obliterated ductus venosus and peritoneum.		
Hilton's	See <i>Compressor sacculi</i>	<i>laryngis</i> .		
Horner's.	See <i>Ciliary</i> and <i>Tensor</i>	<i>tarsi</i> .		
Houston's.	See <i>Compressor venæ dorsalis penis</i> .			
Hyo-epiglottideus ( <i>anomalous</i> ).	Middle of ridge on lingual aspect of epiglottis.	Median tubercle on body of hyoid.		
Hyo-facialis.	A name applied to the anterior portion of the omo-hyoid, when the posterior belly is absent.			
Hyo-glossus.	Cornua of hyoid.	Side of tongue.	Hypoglossal.	Depresses side of tongue and retracts tongue.
Hyo-maxillaris ( <i>anomaly of Stylo-hyoid</i> ).	Lower jaw.	Hyoid bone.		
Hyo-pharyngeus.	See <i>Constrictor of pharynx</i> ,	<i>middle</i> .		



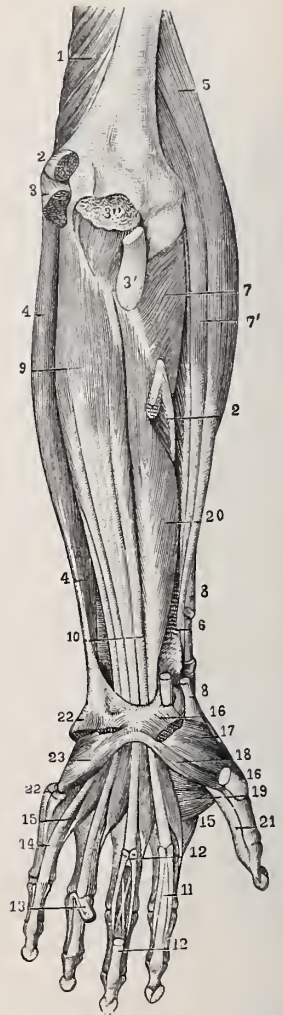
MUSCLES OF DORSAL ASPECT OF FOREARM, SUPERFICIAL LAYER.

1. Tendon of triceps. 2. Upper extremity of supinator longus. 3. Extensor carpi radialis longior. 4. Its attachment to second metacarpal bone. 5. Extensor carpi radialis brevior. 6. Its attachment to third metacarpal bone. 7. Extensor ossis metacarpi pollicis. 8. Extensor primi internodii pollicis. 9. Extensor secundi internodii pollicis. 10. Annular ligament. 11. Extensor communis digitorum. 12. Attachment of its four tendons to the second and third phalanges. 13. Tendon of the extensor indicis. 14. Tendon of extensor minimi digiti. 15. Extensor carpi ulnaris. 16. Its attachment to fifth metacarpal bone. 17. Anconeus. 18. Flexor carpi ulnaris. 19. Posterior border of ulna. 20. Olecranon. 21. Internal condyle of humerus.



MUSCLES OF DORSAL ASPECT OF FOREARM, DEEP LAYER.

1. Tendon of triceps. 2. Internal head of triceps. 3. Anconeus. 4. Humeral attachment of supinator longus. 5. Humeral attachment of extensor carpi radialis longior. 6. Tendon of insertion into second metacarpal bone. 7. Upper extremity of extensor carpi radialis brevior. 8. Its tendon of insertion into third metacarpal bone. 9. Common tendon of the superficial and deep muscles. 10. Supinator brevis. 11. Radial insertion of pronator radii teres. 12. Extensor ossis metacarpi pollicis. 13. Extensor primi internodii pollicis. 14. Extensor secundi internodii pollicis. 15. Extensor indicis. 16. Its tendon, uniting with corresponding tendon of common extensor. 17. Tendon of extensor minimi digiti. 18. Tendon of extensor carpi ulnaris. 19. Flexor carpi ulnaris, displaced to show flexor profundus digitorum. 20. Fibrous arch extending from epitrochlea to olecranon and forming the upper portion of the deep flexor. 21. Annular ligament. 22, 23. Dorsal interossei. 24. Abductor minimi digiti. 25. Tendon of extensor communis digitorum.



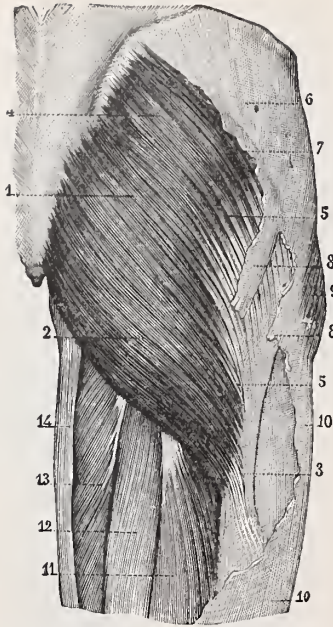
DEEP MUSCLES OF PALMAR ASPECT OF FOREARM.

1. Lower portion of triceps. 2, 2. Attachments of pronator radii teres. 3. Attachment of flexor carpi radialis, palmaris longus, and flexor sublimis digitorum. 3'. Tendon of biceps. 3''. Tendon of brachialis anticus. 4, 4. Flexor carpi ulnaris. 5. Supinator longus. 6. Its distal attachment. 7. Supinator brevis. 7'. Extensor carpi radialis longior. 8, 8. Extensor ossis metacarpi pollicis. 9. Flexor profundus digitorum. 10. Its four tendons. 11. Tendon for index finger. 12, 12. Tendon for middle finger. 13. Tendon of flexor sublimis. 14. Tendon of flexor profundus for little finger. 15, 15. Lumbricales. 16, 16. Attachments of abductor brevis. 17. Opponens pollicis. 18. Flexor brevis pollicis. 19. Adductor pollicis. 20. Flexor longus pollicis. 21. Its tendon. 22, 22. Attachments of flexor brevis and adductor minimi digiti. 23. Opponens minimi digiti.



TABLE OF MUSCLES.—*Continued.*

NAME.	ORIGIN.	INSERTION.	INNERVATION.	FUNCTION.
Iliacus.	Iliac fossa, crest, base of sacrum.	Lesser trochanter, upper part shaft femur.	Anterior crural.	Flexes and rotates femur outward.
Iliacus minor ( <i>anomalous</i> ).	Anterior inferior spine of ilium.	Inferior part anterior intertrochanteric line.		
Iliacus, superficial ( <i>anomalous</i> ).	Crest of ilium, last lumbar vertebra or upper border of sacrum.	Iliacus below Poupart's ligament.		
Ilio-capsularis ( <i>anomalous</i> ).	See <i>Iliacus minor</i> .			
Ilio-costal.	See <i>Sacro-lumbar</i> .			
Incisuræ Santorini.	See <i>Intertragicus</i> .			
Infracostals, 10.	Inner surface of ribs.	Inner surface of two or three ribs above.	Intercostal.	Expiration, by depressing ribs.
Infra-spinatus.	Infra-spinous fossa.	Great tuberosity of humerus.	Supra-scapular.	Rotates humerus outward.
Inter-arytenoid.	One arytenoid cartilage.	The other arytenoid cartilage.	Recurrent laryngeal.	Approximates arytenoid cartilages.
Interclavicular ( <i>anomalous</i> ).	Clavicle, anterior to rhomboid ligament.	Corresponding point on opposite clavicle.		
Intercostals, external, 11.	Outer lip of inferior costal border.	Superior border of ribs above.	Intercostal.	Raise ribs in inspiration.
Intercostals, internal, 11.	Inner lip of inferior costal border.	Superior border of ribs below.	Intercostal.	Depress ribs in expiration.
Interossei of foot, dorsal (4).	Adjacent surfaces of metatarsal bones.	Bases of first phalanges.	External plantar.	Flex first phalanges and extend 2d and 3d, also abduct 2d, 3d, and 4th toes.
Interossei of foot, plantar (3).	Inner lower surface of 3 outer metatarsal bones.	Bases of first phalanges of three outer toes.	External plantar.	Abduct first phalanges of three outer toes.
Interossei of hand, dorsal (4).	Five metacarpal bones.	Sides of aponeurosis of extensor communis and adjacent parts of first phalanges.	Ulnar.	Abduct index, middle, and ring fingers, aid in flexing first phalanges and extending second and third.
Interossei of hand, palmar (3).	Sides of metacarpal bones.	Aponeurosis of extensor tendons, adjacent part of first phalanges.	Ulnar.	Adduct index, ring, and little fingers, aid in flexing first phalanges and in extending second and third.
Interosseus primus volaris ( <i>anomalous</i> ).	Ulnar side of base of first metacarpal.	Base of first phalanx of thumb.		
Inter-spinales.	Upper surface of spines of vertebra, near tip.	Posterior part of lower surface of spine above.	Internal divisions of posterior branches of spinal nerves.	Extend the vertebrae next above.
Intertragicus.	Anterior wall cartilaginous canal of ear.	Opposite side of larger fissure of ear.	Posterior auricular.	Dilates concha.
Inter-transversales.	Between transverse process of contiguous vertebrae.		Spinal nerves.	Flex laterally the spinal column.
Ischio-calcanæus ( <i>anomalous</i> ).	Long head of biceps flexor cruris.	Gastrocnemius, external tuberosity of tibia, femoral aponeurosis or tendo Achillis.		
Ischio-cavernosus.	See <i>Erector penis</i> .			
Ischio-condyloid.	A name given to the portion of the adductor magnus inserted into the internal condyle of femur.			
Ischio-femoral ( <i>anomalous</i> ).	Inner edge of great tuberosity of ischium.	Lower end of gluteal ridge of femur.		
Jarjavay's.	See <i>Depressor urethræ</i> .			
Kerato-cricoid ( <i>anomalous</i> ).	Cricoid cartilage near its lower border.	Inferior cornu of thyroid cartilage.		



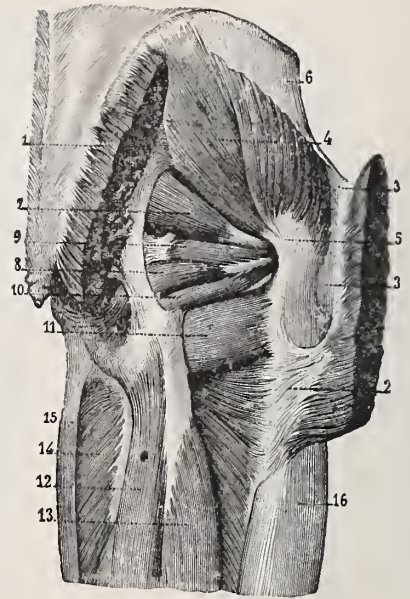
GLUTEUS MAXIMUS MUSCLE.

1. Gluteus maximus. 2. Its inferior portion. 3. Fibers of attachment to linea aspera. 4. Superior portion. 5. Tendinous fibers of insertion into linea aspera. 6. Upper portion of femoral aponeurosis. 7. Duplicature of this aponeurosis at superior level of gluteus maximus. 8. Portion of its superficial layer attached to tendinous bands. 9. Lower extremity of tensor vaginæ femoris. 10, 10. Portion of femoral aponeurosis continuous with tendinous fibers of gluteus maximus. 11. Upper portion of biceps femoris. 12. Upper portion of semitendinosus. 13. Upper portion of semimembranosus. 14. Gracilis.



PECTINEUS AND ADDUCTOR LONGUS.

1. Femur. 2. Ilium. 3. Pubis. 4. Pectineus. 5. Adductor longus. 6. Lower portion of adductor magnus. 7. Tendon of rectus femoris. 8, 8. Orifices for vessels. 9. Orifices for femoral vessels.



GLUTEUS MEDIUS MUSCLE.

1. Inner extremity of gluteus maximus. 2. Attachment of gluteus maximus to linea aspera. 3, 3. Triangular aponeurosis formed by convergence of tendinous fibers of upper half of gluteus maximus. 4. Gluteus medius. 5. Its tendon of insertion into great trochanter. 6. Upper portion of femoral aponeurosis. 7. Pyramidalis. 8. Obturator internus. 9. Superior gemellus. 10. Inferior gemellus. 11. Quadratus femoris. 12. Semi-tendinosus. 13. Upper portion of long head of biceps. 14. Adductor magnus. 15. Gracilis. 16. Vastus externus.



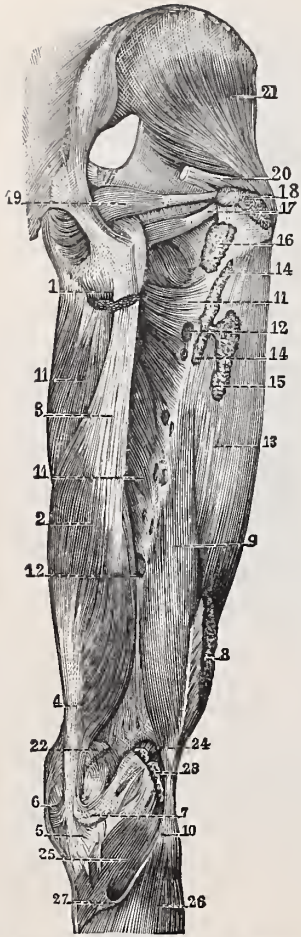
ADDUCTOR BREVIS AND ADDUCTOR MAGNUS.

1. Femur. 2. Ilium. 3. Pubis. 4. Obturator externus. 5. Upper portion of adductor magnus. 6. Upper portion of adductor brevis. 7. Inferior portion of adductor brevis. 8. Middle portion of adductor magnus. 9. Inferior portion. 10. Tendon of insertion into internal condyle of femur. 11. Orifice for femoral vessels. 12. Orifice for internal circumflex artery and veins.



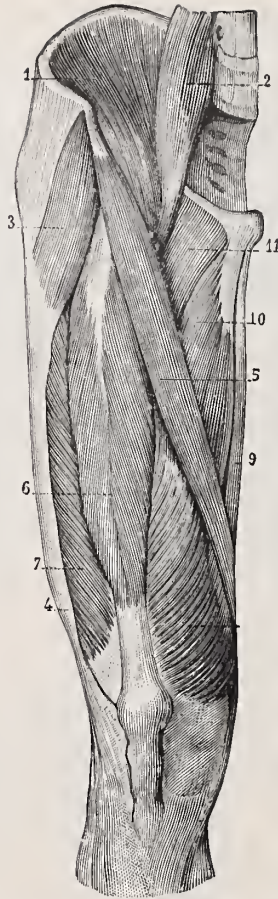
TABLE OF MUSCLES.—*Continued.*

NAME.	ORIGIN.	INSERTION.	INNERVATION.	FUNCTION.
Kerato-glossus.	Those fibers of the hyoglossus that arise from the greater cornu of the hyoid bone. See <i>Hyoglossus</i> .			
Kerato-thyroid ( <i>anomalous</i> ).	Lower border of cricoid cartilage.	Inferior cornu of thyroid cartilage.		
Kissing.	See <i>Orbicularis oris</i> .			
Laryngo-pharyngeus.	See <i>Constrictor of pharynx</i> .	<i>pharynx, inferior.</i>		
Lateralis abdominis.	See <i>Accessory abdominal</i> .	<i>oblique.</i>		
Latissimus dorsi.	Spines of 6 lower dorsal and lumbar and sacral vertebrae, crest of ilium, and 3 or 4 lower ribs.	Bicipital groove of humerus.	Long subscapular.	Draws arm backward and downward and rotates it inward.
Laxator tympani major.	Spinous process sphenoid and Eustachian tube.	Neck of malleus.	Facial.	Relaxes membrana tympani.
Levator anguli oris.	Canine fossa of superior maxillary bone.	Angle of mouth.	Facial, infraorbital branch.	Elevates angle of mouth.
Levator anguli scapulae.	Transverse processes of four upper cervical vert.	Posterior border of scapula.	Fifth cervical and cervical plexus.	Elevates upper angle of scapula.
Levator ani.	Posterior portion of body and ramus of pubes, pelvic fascia, ischial spine.	Rectum, coccyx, and fibrous raphe.	Sacral and perineal.	Supports rectum and vagina.
Levator claviculae ( <i>anomalous</i> ).	Transverse processes first and second cervical vertebrae.	Outer half of clavicle.		
Levator glandulae thyroidea ( <i>anomalous</i> ).	Isthmus or pyramidal process of thyroid body.	Anterior surface of body of hyoid.		
Levator labii inferioris.	Incisive fossa of inferior maxillary bone.	Skin of lower lip.	Facial, supra-maxillary branch.	Elevates lower lip.
Levator labii superioris.	Lower margin of orbit.	Upper lip.	Facial, infraorbital branch.	Elevates upper lip.
Levator labii superioris alaeque nasi.	Nasal process of superior maxillary bone.	Alar cartilage and upper lip.	Facial, infraorbital branch.	Elevates upper lip, dilates nostril.
Levator menti.	See <i>Levator labii inferioris</i> .			
Levator palati.	Petrous portion of temporal bone.	Soft palate.	Spheno-palatine ganglion (facial).	Elevates soft palate.
Levator palpebrae sup.	Lesser wing of sphenoid.	Upper tarsal cartilage.	Third.	Lifts upper lid.
Levator pharyngis.	See <i>Stylo-pharyngeus</i> .			
Levator prostatae.	A name given to the anterior portion of the levator ani muscle.			
Levator thyroideae ( <i>anomalous</i> ).	Hyoid bone.	Left lateral lobe of thyroid body.		
Levatores costarum, 12.	Transv. proc. of last cervical and dorsal vertebrae.	Each to the rib below.	Intercostal.	Raise ribs.
Lingualis.	Under surface of tongue.		Chorda tympani and hypoglossal.	Elevates middle of tongue.
Longissimus dorsi.	Erector spinæ.	Transverse processes of lumbar and dorsal vertebrae and 7th-11th ribs.	Branches of lumbar and dorsal.	Erects spine and bends trunk backward.
Longus colli:— 1. Superior oblique portion. 2. Inferior oblique portion. 3. Vertical portion.	Transverse processes 3d-5th cervical. Bodies of 1st-3d dorsal. Bodies of three dorsal and two cervical.	Anterior tubercle of atlas. Transverse processes 5th-6th cervical. Bodies of 2d-4th cervical.	Lower cervical.	Flexes cervical vertebrae.
Lumbricales, 4, of foot.	Tendons of flexor longus digitorum.	First phalanges of the lesser toes.	Internal and external plantar.	Accessory flexors.



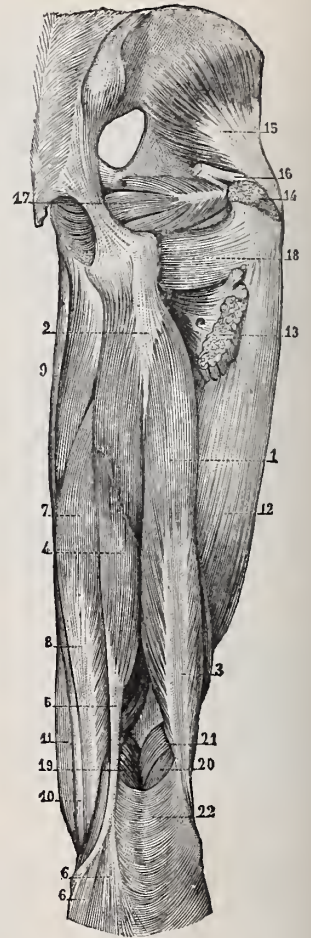
SHORT HEAD OF BICEPS AND SEMIMEMBRANOSUS.

1. Attachment to ischium of long head of biceps and semitendinosus. 2. Semimembranosus. 3. Its superior tendon. 4. Its inferior tendon. 5. Middle portion of tendon. 6. Its anterior portion. 7. Its posterior portion. 8. Section of long head of biceps. 9. Its short head. 10. Its attachment to head of fibula. 11, 11. Adductor magnus. 12, 12. Orifices for passage of perforating arteries and veins. 13. Vastus externus. 14, 14. Insertion of gluteus maximus. 15. Divided expansion of tendon of this muscle, continuous with the aponeurosis of the vastus externus. 16. Attachment of quadratus femoris. 17. Tendon of obturator externus. 18. Attachment of gluteus medius. 19. Obturator internus. 20. Tendon of pyramidalis. 21. Gluteus minimus. 22. Divided inner head of gastrocnemius. 23. Outer head. 24. Plantaris. 25. Popliteus. 26. Soleus. 27. Fibrous ring for artery, vein and nerve.



MUSCLES OF ANTERIOR ASPECT OF THIGH.

1. Iliacus. 2. Psoas magnus. 3. Tensor vaginæ femoris. 4. Fibrous band by which this muscle is attached to external tuberosity of tibia. 5. Sartorius. 6. Rectus femoris. 7. Vastus externus. 8. Vastus internus. 9. Gracilis. 10. Adductor longus. 11. Pectineus.



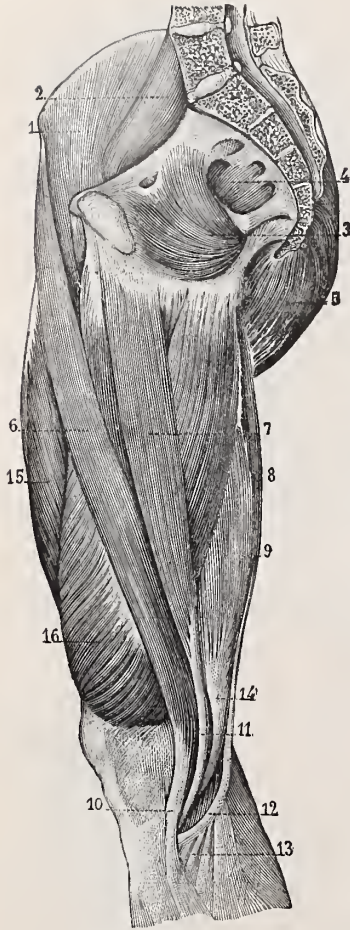
LONG HEAD OF BICEPS AND SEMITENDINOSUS.

1. Long head of biceps. 2. Common tendon of long head of biceps and semitendinosus. 3. Inferior tendon of biceps. 4. Semitendinosus. 5. Its tendon. 6, 6. Its tendinous expansions, continuous with aponeurosis of leg. 7. Semimembranosus. 8. Its inferior tendon. 9. Gracilis. 10. Its tendon. 11. Sartorius. 12. Vastus externus. 13. Femoral attachment of gluteus maximus. 14. Insertion of gluteus medius. 15. Gluteus minimus. 16. Tendon of pyriformis. 17. Obturator internus. 18. Quadratus femoris. 19. Inner head of gastrocnemius. 20. Outer head of gastrocnemius. 21. Plantaris. 22. Popliteal aponeurosis.



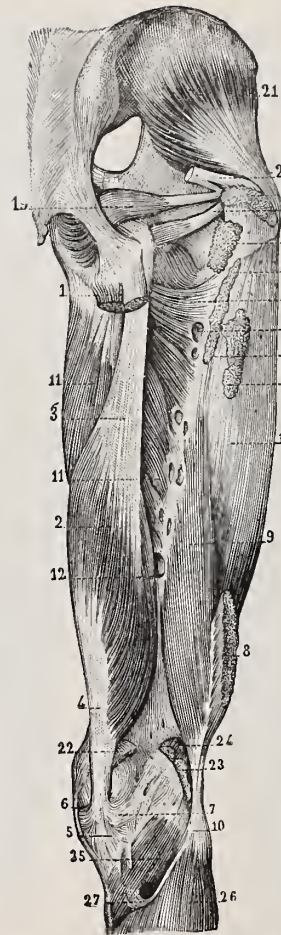
TABLE OF MUSCLES.—*Continued.*

NAME.	ORIGIN.	INSERTION.	INNERVATION.	FUNCTION.
Lumbricales, 4, of hand.	Tendons of flexor profundus digitorum.	Tendons of common extensor.	Median and ulnar.	Flex first phalanges.
Masseter.	Zygomatic arch.	Angle and ramus of jaw.	Inferior maxillary.	Muscle of mastication.
Mento-hyoideus ( <i>anomalous</i> ).	Body of hyoid bone.	Symphysis of chin, superficial to mylo-hyoid muscle.		
Merkel's.	See <i>Kerato-cricoid</i> .			
Midriff.	See <i>Diaphragm</i> .			
Müller's.	See <i>Ciliary</i> .			
Müller's ( <i>orbital</i> ).	Connected with the orbital periosteum; it crosses the sphenomaxillary fissure.		Sympathetic.	
Müller's ( <i>superior palpebral</i> ).	Connected with the levator palpebræ superioris.	Along the upper border of the tarsus.	Sympathetic.	Helps raise upper lid.
Multifidus spinæ.	Sacrum, iliac spine, articular processes lumbar and cervical vertebræ, and transverse proc. of dorsal and 7th cervical.	Laminæ and spines from last lumbar to second cervical vertebræ.	Posterior spinal branches.	Erects and rotates spinal column.
Musculus accessorius ad sacro-lumbalem.	Angles of six lower ribs.	Angles of six upper ribs.	Branches of dorsal.	Erects spine and bends trunk backward.
Mylo-glossus ( <i>anomalous</i> ).	Angle of lower jaw, or stylo-maxillary ligament.	Side of tongue between stylo-glossus and hyoglossus.		
Mylo-hyoid.	Mylo-hyoid ridge of inferior maxillary bone.	Body of hyoid and raphe.	Inferior dental.	Elevates and advances hyoid. Forms the floor of the mouth.
Naso-labialis.	Nasal septum.	Upper lip.		
Obliquus auris.	Concha of ear.	Fossa of anti-helix.	Temporal and posterior annular.	
Obliquus capitis inferioris.	Spinous process of axis.	Transverse process of atlas.	Sub-occipital and great occipital.	Rotates atlas and cranium.
Obliquus capitis superioris.	Transverse process of atlas.	Occipital bone.	Sub-occipital and great occipital.	Draws head backward.
Obliquus externus.	Eight lower ribs.	Middle line, iliac crest, Poupart's ligament.	Intercostal, ilio-hypogastric, ilio-inguinal.	Compresses viscera and flexes thorax.
Obliquus inferioris.	Orbital plate of superior maxillary bone.	Sclerotic.	Third.	Rotates eyeball upward and outward.
Obliquus internus.	Lumbar fascia, iliac crest, Poupart's ligament.	Three lower ribs, linea alba, pubic crest, pectineal line.	Intercostal, ilio-hypogastric, ilio-inguinal.	Compresses viscera, flexes thorax, and assists in expiration.
Obliquus superior.	Above optic foramen, through pulley.	Sclerotic.	Fourth.	Rotates eyeball downward and inward.
Obturator externus.	Obturator foramen and membrane.	Digital fossa, base of great trochanter.	Obturator.	External rotator of thigh.
Obturator internus.	Obturator foramen and membrane.	Great trochanter.	Sacral.	External rotator of thigh.
Occipitalis.	See <i>Occipito-frontalis</i> .			
Occipitalis minor ( <i>anomalous</i> ).	Fascia over upper end of trapezius.	Fascia over upper end of sterno-mastoid.	Small occipital.	
Occipito-frontalis.	Superior curved line of occiput and angular process of frontal.	Aponeurosis.	Posterior auricular, small occipital, facial.	Moves scalp. Facial expression.
Occipito-hyoid ( <i>anomalous</i> ).	Mastoid process and adjacent portion of superior oblique line of occiput.	Hyoid bone near insertion of posterior belly of digastric.		
Occipito-pharyngeus ( <i>anomalous</i> ).	Basilar process of occiput.	Constrictor of pharynx.		



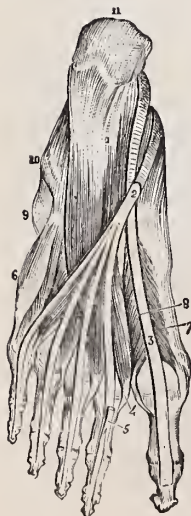
MUSCLES OF INNER ASPECT OF THIGH.

1. Iliacus. 2. Psoas magnus. 3. Obturator internus. 4. Piriformis. 5. Gluteus maximus. 6. Sartorius. 7. Gracilis. 8. Semitendinosus. 9. Semimembranosus. 10. Tendon of sartorius. 11. Tendon of gracilis. 12. Tendon of semitendinosus. 13. Its expansions. 14. Tendon of semimembranosus. 15. Rectus femoris. 16. Vastus internus.



SHORT PORTION OF BICEPS AND SEMIMEMBRANOSUS.

1. Attachment to ischium of long portion of biceps and semitendinosus. 2. Semimembranosus. 3. Its superior tendon. 4. Its inferior tendon. 5. Middle portion of this tendon. 6. Its anterior portion. 7. Its posterior portion. 8. Section of long portion of biceps. 9. Its short portion. 10. Its attachment to the head of fibula. 11, 11. Adductor magnus. 12, 12. Series of perforations for the passage of arteries and veins. 13. Vastus externus. 14. Insertion of gluteus maximus. 15. Section of expansion by which the tendon of this muscle is continuous with the aponeurosis of the vastus externus. 16. Attachment of quadratus femoris. 17. Tendon of obturator externus. 18. Attachment of gluteus medius. 19. Obturator internus. 20. Tendon of piriformis. 21. Gluteus minimus. 22. Inner head of gastrocnemius. 23. Outer head. 24. Divided plantaris. 25. Popliteus. 26. Soleus. 27. Tendinous ring in soleus.



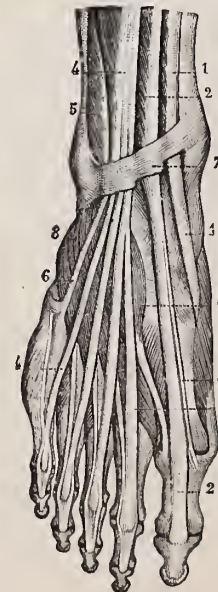
MUSCLES OF THE SOLE OF FOOT, MIDDLE LAYER.

1. Flexor accessorius. 2. Tendon of flexor longus digitorum. 3. Tendon of flexor longus pollicis. 4. First lumbricalis. 5. Tendon of flexor brevis digitorum. 6. Flexor brevis minimi digiti. 7. Inner fasciculus of flexor brevis pollicis. 8. Outer fasciculus. 9. Tuberosity of fifth metatarsal bone. 10. Fibrous sheath of peroneus longus. 11. Os calcis.



MUSCLES OF THE SOLE OF FOOT, DEEP LAYER.

1. Os calcis. 2. Fibrous sheath of flexor longus pollicis. 3. Fibrous sheath of flexor longus digitorum. 4. Inferior calcaneocuboid ligament. 5. Flexor brevis pollicis. 6. Adductor pollicis. 7. Flexor brevis minimi digiti. 8. Transversus pedis. 9. Plantar interosseous. 10. Sheath of tendon of peroneus longus.



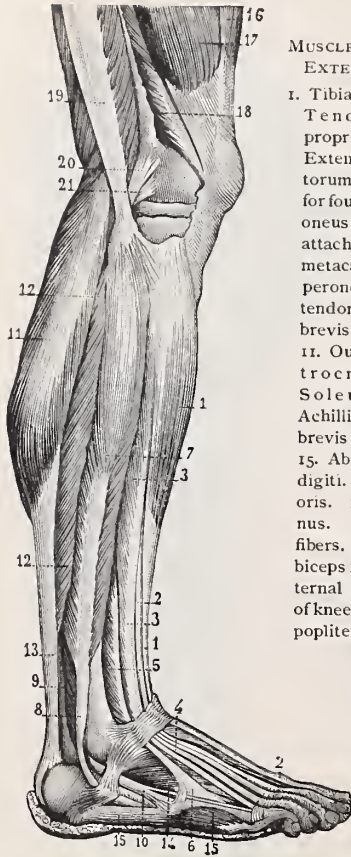
EXTENSOR TENDONS OF TOES.

- 1, 1. Tendon of tibialis anticus. 2, 2. Tendon of extensor proprius pollicis. 3. Delicate division of this tendon, inserted into first phalanx of great toe. 4, 4. Tendons of extensor longus digitorum. 5. Peroneus tertius. 6. Its attachment to fifth metatarsal bone. 7. Annular ligament. 8, 8. Extensor brevis digitorum. 9. Adductor pollicis.



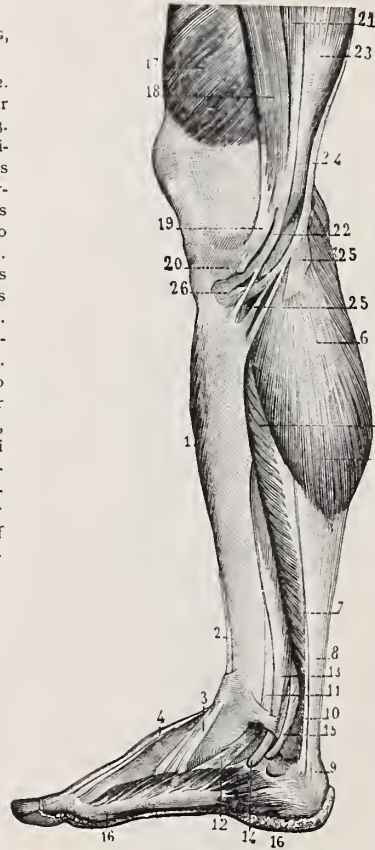
TABLE OF MUSCLES.—*Continued.*

NAME.	ORIGIN.	INSERTION.	INNERVATION.	FUNCTION.
Occipito-scapular ( <i>anomalous</i> ).	Occipital bone near splenius capitis muscle.	Dorsal border of scapula at base of spine.		
Omo-hyoid.	Upper border of scapula.	Body of hyoid.	Descendens and communicans noni (hypoglossi).	Depresses and retracts hyoid.
Opponens hallucis ( <i>anomalous</i> ).	Tendon of adductor hallucis muscle.	Base of metatarsal bone of great toe.		
Opponens minimi digiti.	Unciform bone.	Fifth metacarpal.	Ulnar.	Flexes little finger.
Opponens minimi digiti pedis.	See <i>Flexor brevis minimi digiti</i> .			
Opponens pollicis.	Trapezium, anterior annular ligament.	Metacarpal bone of thumb.	Median, palmar division.	Flexes thumb.
Orbicularis oris.	Nasal septum and canine fossa of inferior maxilla, by accessory fibers.	Forms lips and sphincter of mouth.	Facial, buccal and supramaxillary branches.	Closes mouth.
Orbicularis palpebrarum.	Mesal margin of orbit.	Lateral margin of orbit.	Facial.	Closes eyelids.
Orbital.	See <i>Müller's</i> .			
Orbito-palpebral.	See <i>Palpebral, superior</i>	( <i>Müller's</i> ).		
Palato-glossus.	Soft palate.	Side and dorsum of tongue.	Spheno-palatine ganglion.	Constricts the fauces.
Palato-pharyngeus.	Soft palate.	Thyroid cartilage and pharynx.	Spheno-palatine ganglion.	Closes posterior nares.
Palmaris brevis.	Annular ligament and palmar fascia.	Skin of palm of hand.	Ulnar.	Corrugates skin of palm.
Palmaris interossei.	Palmar surfaces second, fourth, and fifth metacarpals.	Bases of first phalanges of corresponding fingers.	Ulnar.	Adductors of fingers.
Palmaris longus.	Internal condyle.	Annular ligament and palmar fascia.	Median.	Tenses palmar fascia.
Palpebral, superior.	See <i>Müller's</i> .			
Pectineus.	Ilio-pectineal line and pubes.	Femur below lesser trochanter.	Anterior crural, obturator.	Flexes and rotates outward the thigh.
Pectoralis major.	Clavicle, sternum, and costal cartilages.	External bicapital ridge of humerus.	Anterior thoracic, external and internal.	Draws arm downward and forward.
Pectoralis minimus.	First piece of sternum, and cartilage of first rib.	Coracoid process.	Anterior thoracic.	Depresses point of shoulder.
Pectoralis minor.	Third, fourth, and fifth ribs.	Coracoid process.	Anterior thoracic.	Depresses point of shoulder.
Peripenial.	A thin layer of unstriped muscular tissue forming the frenum of the penis.		Sympathetic.	
Peroneo-calcaneus internus ( <i>anomalous</i> ).	Lower part of posterior surface of fibula.	Front part, inner surface of calcaneum.		
Peroneo-tibialis ( <i>anomalous</i> ).	Inner side of head of fibula.	Upper end of oblique line of tibia.		
Peroneus accessorius.	Fibula between peronei longus and brevis.	With the peroneus longus.		
Peroneus brevis.	Middle third of shaft of fibula, externally.	Base of fifth metatarsal.	Musculo-cutaneous.	Extends foot.
Peroneus longus.	Head and shaft of fibula.	First metatarsal of great toe.	Musculo-cutaneous.	Extends and everts foot.
Peroneus quartus ( <i>anomalous</i> ).	Flexor surface of fibula near peroneus brevis.	Ridge of cuboid or peroneal tubercle of calcaneum.		
Peroneus quinti digiti ( <i>anomalous</i> ).	Lower fourth of fibula.	Aponeurosis on extensor surface of little toe.		
Peroneus tertius.	Lower fourth of fibula.	Fifth metatarsal bone.	Anterior tibial.	Flexes tarsus.



### MUSCLES OF THE LEG, EXTERNAL ASPECT.

1. Tibialis anticus. 2, 2. Tendon of extensor proprius pollicis. 3, 3. Extensor longus digitorum. 4. Its tendons for four last toes. 5. Peroneus tertius. 6. Its attachment to last two metacarpal bones. 7. peroneus longus. 8. Its tendon. 9. Peroneus brevis. 10. Its tendon. 11. Outer head of gastrocnemius. 12, 12. Soleus. 13. Tendo Achillis. 14. Extensor brevis digitorum. 15, 15. Abductor minimi digiti. 16. Rectus femoris. 17. Vastus externus. 18. Its inferior fibers. 19. Tendon of biceps femoris. 20. External lateral ligament of knee. 21. Tendon of popliteus.



### MUSCLES OF THE LEG, INTERNAL ASPECT.

1. Tibialis anticus. 2, 3. Its tendon. 4. Tendons of extensor communis digitorum. 5. Inner head of gastrocnemius. 6. Its aponeurosis of origin. 7. Soleus. 8. Tendo Achillis. 9. Its attachment to os calcis. 10. Tendon of plantaris. 11. Tendon of tibialis posticus. 12. Its attachment to scaphoid bone. 13, 14. Tendon of flexor longus digitorum. 15. Tendon of flexor longus pollicis. 16, 16. Adductor pollicis. 17. Vastus internus. 18. Sartorius. 19. Its tendon. 20. Its expansion, largely removed. 21. Gracilis. 22. Its tendon. 23. Tendon of semimembranosus. 24. Tendon of semitendinosus. 25, 25. Its fibrous expansions. 26. Common tendon of gracilis and semitendinosus.



### MUSCLES OF EXTERNAL ASPECT OF LEG.

1. Tibialis anticus. 2. Extensor longus digitorum. 3. Tendon of extensor proprius pollicis. 4. Peroneus tertius. 5. Peroneus brevis. 6. Peroneus longus. 7. Soleus. 8. Outer head of gastrocnemius. 9. Head of fibula. 10. Tendon of biceps femoris. 11. Semimembranosus. 12. Tendon of rectus femoris. 13. Tendo Achillis. 14. External malleolus. 15. Annular ligament. 16. Insertion of peroneus tertius. 17. Insertion of peroneus brevis. 18. Extensor brevis digitorum. 19. Abductor minimi digiti. 20. Patella.



### MUSCLES OF ANTERIOR ASPECT OF LEG.

1. Tendon of rectus femoris. 2. Tibia. 3. Tibialis anticus. 4. Extensor longus digitorum. 5. Extensor proprius pollicis. 6. Peroneus tertius. 7. Peroneus longus. 8. Peroneus brevis. 9. Outer head of gastrocnemius. 10. Inner head. 11. Extensor brevis digitorum. 12. Annular ligament.



TABLE OF MUSCLES.—Continued.

NAME.	ORIGIN.	INSERTION.	INNERVATION.	FUNCTION.
Petro-pharyngeus ( <i>anomalous</i> ).	Petrous portion of temporal bone.	Constrictors of pharynx.		
Petro-salpingo-staphylinus.	See <i>Levator palati</i> .			
Phillips'.	External superior tuberosity of radius, and external lateral ligament of ulnar articulation.	Proximal portions of phalanges.	Ulnar.	
Pisi-uncinatus ( <i>anomalous</i> ).	Pisiform bone.	Unciform process of unciform bone.		
Plantaris.	Outer bifurcation of linea aspera and posterior ligament of knee-joint.	Os calcis by means of the tendo Achillis.	Internal popliteal.	Extends foot.
Plantaris interossei.	Shafts of 3d, 4th, and 5th metatarsal bones.	Bases of first phalanges of corresponding toes.	External plantar.	Adducts toes.
Platysma myoides.	Clavicle, acromion, and fascia.	Inferior maxillary bone, angle of mouth.	Facial and superficial cervical.	Wrinkles skin and depresses mouth.
Popliteus.	External condyle of femur.	Shaft of tibia above oblique line.	Internal popliteal.	Flexes leg.
Popliteus minor ( <i>anomalous</i> ).	Femur at inner side of plantaris.	Posterior ligament of knee-joint.		
Prerectalis (of Henle) ( <i>anomalous</i> ).	Recto-vesical prolongation.	Prolongation of recto-vesical fascia into perineum.		Sympathetic.
Presternal.	See <i>Sternalis</i> .			
Pronator pedis.	See <i>Flexor accessorius</i>	<i>longus digitorum pedis</i> .		
Pronator quadratus.	Lower fourth of ulna.	Lower $\frac{1}{4}$ shaft of radius.	Anterior interosseous.	Pronates hand.
Pronator radii teres.	Internal condyle and coronoid process.	Outer side of shaft of radius.	Median.	Pronates hand.
Psoas magnus.	Bodies and transverse processes of last dorsal and all lumbar vertebræ.	Lesser trochanter.	Lumbar.	Flexes and rotates thigh outward, and flexes trunk on pelvis.
Psoas parvus.	Bodies of last dorsal and first lumbar vertebræ.	Ilio-pectineal eminence and iliac fascia.	Lumbar.	Flexes pelvis upon abdomen.
Pterygoid (external).	Two heads: 1, external pterygoid plate of sphenoid bone; 2, great wing.	Neck of condyle.	Inferior maxillary.	Draws inferior maxillary bone forward.
Pterygoid (internal).	Pterygoid fossa of sphenoid bone.	Inner surface of angle of jaw.	Inferior maxillary.	Raises and draws inferior maxilla forward.
Pterygoideus proprius ( <i>anomalous</i> ).	Crest on great wing of sphenoid.	Posterior border of external pterygoid plate, occasionally the tuberosity of superior maxilla.		
Ptergo-pharyngeus ( <i>anomalous</i> ).	Hamular process of sphenoid bone.	Constrictors of pharynx.		
Ptergo-spinous ( <i>anomalous</i> ).	Alar spine of sphenoid bone.	Posterior margin of the external pterygoid.		
Pyramidalis.	Pubes.	Linea alba.	Ilio-hypogastric.	Tenses linea alba.
Pyramidalis nasi.	Occipito-frontalis.	Compressor naris.	Facial nerve, infraorbital branch.	Depresses eyebrow.
Pyiformis.	Front of sacrum, through great sciatic foramen.	Great trochanter.	Sacral branch.	External rotator of thigh.
Quadratus femoris.	Tuberosity of the ischium.	Quadrate line of femur.	First sacral and fifth lumbar.	External rotator of thigh.
Quadratus lumborum.	Crest of ilium, transverse processes of lower three lumbar vertebræ.	Last rib, transverse processes of upper three lumbar vertebræ.	Upper lumbar and twelfth thoracic.	Flexes thorax laterally.
Quadratus menti.	See <i>Depressor labii inferioris</i> .			
Quadriceps extensor femoris.	Includes the rectus, vastus internus and externus, and crureus muscles. Their common tendon surrounds the patella.			

TABLE OF MUSCLES.—*Continued.*

NAME.	ORIGIN.	INSERTION.	INNERVATION.	FUNCTION.
Quadrigenus capitis.	See <i>Sterno-cleido-mastoid</i>	<i>eus.</i>		
Radio-carpus.	See <i>Flexor carpi radialis</i>	<i>brevis.</i>		
Rectus abdominis.	Pubic crest and fibrous tissues in front of symphysis.	Cartilages of the fifth to seventh ribs.	Intercostal, ilio-hypogastric, ilio-inguinal.	Compresses viscera and flexes thorax.
Rectus capitis anticus major.	Transverse processes 3d-6th cervical vertebræ.	Basilar process.	First and second cervical.	Flexes head and slightly rotates it.
Rectus capitis anticus medius ( <i>anomalous</i> ).	Middle of anterior surface of body of axis.	Basilar process of occipital bone.	.	
Rectus capitis anticus minor.	Transverse process and lateral mass of atlas.	Basilar process of occipital bone.	First cervical.	Flexes head.
Rectus capitis lateralis.	Ventral cephalic surface of lateral mass of atlas.	Jugular process of occipital bone.	First cervical.	Flexes head laterally.
Rectus capitis posticus major.	Spine of axis.	Inferior curved line of occipital bone.	Sub-occipital and great occipital.	Rotates head.
Rectus capitis posticus minor.	Dorsal arch of atlas.	Below inferior curved line of occipital bone.	Sub-occipital and great occipital.	Draws head backward.
Rectus externus.	Two heads, outer margin of optic foramen.	Sclera.	Sixth.	Rotates eyeball outward.
Rectus femoris.	Anterior inferior iliac spine, brim acetabulum.	Proximal border of patella.	Anterior crural.	Extends leg.
Rectus inferioris.	Lower margin of optic foramen.	Sclera.	Third.	Rotates eyeball downward.
Rectus internus.	Inner margin of optic foramen.	Sclera.	Third.	Rotates eyeball inward.
Rectus sternalis (or sternalis) ( <i>anomalous</i> ).	Sheath of rectus abdominis.	Fascia over origin of sterno-mastoid, or into aponeurosis of pectoralis major.		
Rectus superioris.	Upper margin of optic foramen.	Sclera.	Third.	Rotates eyeball upward.
Rectus thoracis.	See <i>Supra-costalis</i> .			
Retractores uteri.	A name sometimes given to the sacro-uterine ligaments.			
Retrahens aurem.	Mastoid process.	Concha.	Posterior auricular.	Retracts pinna.
Rhomboid ( <i>anomalous</i> ).	Sixth and seventh cervical and first thoracic spinous processes.	Transverse process of atlas.		
Rhomboideus major.	Spines of first five thoracic vertebræ.	Root of spine of scapula.	Fifth cervical.	Elevates and retracts scapula.
Rhomboideus minor.	Spines of seventh cervical and first dorsal vertebræ.	Root of spine of scapula.	Fifth cervical.	Retracts and elevates scapula.
Rhomboid-occipital.	See <i>Occipito-scapular</i> .			
Riolan's.	The ciliary portion of the orbicularis palpebrarum.			
Risorius.	Fascia over masseter.	Angle of mouth.	Facial, buccal branch.	Draws angle laterad.
Rotator humeri ( <i>anomalous</i> ).	Under surface and external border of coracoid process of scapula.	Neck of humerus below lesser tuberosity.		
Rotatores spinæ.	Transverse processes of from second to twelfth thoracic vertebræ.	Lamina of next vertebra above.	Dorsal branches.	Rotate spinal column.
Sacro-coccygeus anticus.	See <i>Curvator coccygis</i> .			
Sacro-coccygeus posticus.	See <i>Extensor coccygis</i> .			
Sacro-lumbalis.	Erector spinæ.	Angle of six lower ribs.	Branches of dorsal.	Erects spine and bends trunk backward.



TABLE OF MUSCLES.—*Continued.*

NAME.	ORIGIN.	INSERTION.	INNERVATION.	FUNCTION.
Salpingo-pharyngeus.	A portion of the palato-pharyngeus, <i>q. v.</i>			
Santorini's.	See <i>Risorius</i> .			
Sartorius.	Anterior superior spine of ilium.	Upper internal portion of shaft of tibia.	Anterior crural.	Flexes and crosses legs.
Scalenus anticus.	Scalene tubercle on first rib.	Transverse processes 3d-6th cervical vertebræ.	Lower cervical.	Flexes neck laterally.
Scalenus medius.	First rib.	Transverse processes of six lower cervical vertebræ.	Lower cervical.	Flexes neck laterally.
Scalenus minimus ( <i>anomalous</i> ).	Transverse processes of lower cervical vertebræ.	First rib, behind subclavian artery.		
Scalenus posticus.	Second rib.	Transverse processes of three lower cervical vertebræ.	Lower cervical.	Bends neck laterally.
Scansorius.	See <i>Accessory gluteus</i>	<i>minimus.</i>		
Scapulo-costalis minor.	See <i>Sterno-chondro-scapu</i>	<i>lar.</i>		
Semi-membranosus.	Tuberosity of ischium.	Inner tuberosity of tibia.	Great sciatic.	Flexes leg and rotates it inward.
Semispinalis capitis.	See <i>Complexus</i> .			
Semispinalis colli.	Transverse processes four upper dorsal and articular processes four lower cervical vertebræ.	Spines of second to fifth cervical vertebræ.	Cervical branches.	Erects spinal column.
Semispinalis dorsi.	Transverse processes 6th to 10th dorsal vertebræ.	Spines last two cervical and first four thoracic.	Branches of dorsal.	Erects spinal column.
Semi-tendinosus.	Tuberosity of ischium.	Upper and inner surface of tibia.	Great sciatic.	Flexes leg on thigh.
Serratus magnus.	Eight upper ribs.	Inner margin of dorsal border of scapula.	Posterior thoracic.	Elevates ribs in inspiration.
Serratus posticus inferioris.	Spines of last two thoracic and first three lumbar.	Four lower ribs.	Tenth and eleventh intercostal.	Depresses ribs in expiration.
Serratus posticus superioris.	Spines of seventh cervical and first two thoracic vertebræ.	Second, third, fourth, and fifth ribs.	Second and third intercostal.	Raises ribs in inspiration.
Snarling.	See <i>Levator labii superioris</i> .			
Sneering.	See <i>Levator labii superioris</i>	<i>aliquæ nasi.</i>		
Soleus.	Shaft of fibula, oblique line of tibia.	Os calcis by tendo Achillis.	Internal popliteal and posterior tibial.	Extends foot.
Spheno-pharyngeus ( <i>anomalous</i> ).	Spine of sphenoid bone.	Constrictors of pharynx.		
Spheno-salpingo-staphylinus.	See <i>Circumflexus palati</i> .			
Sphincter ani, external.	Tip of coccyx.	Tendinous center of perineum.	Perineal, pudic, and fourth sacral.	Closes anus.
Sphincter ani, internal.	A thickening of the circular fibers of the intestine one inch above the anus.		Hemorrhoidal nerves.	Constricts rectum.
Sphincter vaginae.	Central tendon of perineum.	Corpora cavernosa and clitoris.	Homologue of accelerator urinæ in male.	
Sphincter vesicae internus.	Near the urethral orifice of the bladder.		Vesical nerves.	Constricts internal orifice of urethra.
Spinalis cervicis ( <i>normal, but inconstant</i> ).	Spines 5th, 6th, and 7th cervical and first two thoracic vertebræ.	Spine of axis, sometimes spines of 3d and 4th cervical vertebræ.		
Spinalis colli.	Spines of fifth and sixth cervical vertebræ.	Spine of axis, or third and fourth cervical spines.	Cervical branches.	Steadies neck.
Spinalis dorsi.	Last two thoracic and first two lumbar spines.	Remaining thoracic spines.	Dorsal branches.	Erects spinal column.

TABLE OF MUSCLES.—*Continued.*

NAME.	ORIGIN.	INSERTION.	INNERVATION.	FUNCTION.
Splenius accessorius.	See <i>Rhomboid.</i>			
Splenius capitis.	Lower two-thirds ligamentum nuchæ; spines of seventh cervical and first two thoracic vertebrae.	Outer third of middle oblique line of occiput and outer surface of mastoid process.	Middle cervical, posterior branches.	Extends head and neck and rotates and flexes laterally.
Splenius colli.	Spines of third to sixth thoracic vertebrae.	Dorsal tubercles of transverse processes of upper three or four cervical vertebrae.	Posterior divisions of lower cervical.	Extends, flexes laterally, and rotates neck.
Stapedius.	Interior of pyramid.	Neck of stapes.	Facial.	Depresses base of stapes.
Sternalis.	See <i>Rectus sternalis.</i>			
Sterno-chondro-scapular ( <i>anomalous</i> ).	Root of coracoid process, or cephalic border of scapula.	Costal cartilage of first rib, first piece of sternum, or both.		
Sterno-clavicularis, anterior.	See <i>Sterno-chondro-scapular.</i>			
Sterno-cleido-mastoid.	Two heads, sternum and clavicle.	Mastoid process and outer half of superior oblique line of occiput.	Spinal accessory and cervical plexus.	Depresses and rotates head.
Sterno-facialis ( <i>anomalous</i> ).	First piece of sternum, behind sterno-mastoid.	Fascia of subclavian triangle.		
Sterno-hyoid.	Sternum and clavicle.	Hyoid bone.	Descending and communicating branches of the hypoglossal.	Depresses hyoid.
Sterno-scapular.	See <i>Sterno-chondro-scapular.</i>			
Sterno-thyroid.	Sternum and cartilage of first rib.	Side of thyroid cartilage.	Descendens and communicans hypoglossi.	Depresses larynx.
Stylo-auricularis.	A name given to the styloglossus, when it arises from the external auditory meatus.			
Stylo-chondro-hyoideus ( <i>anomalous</i> ).	Styloid process.	Lesser cornu of hyoid.		
Stylo-glossus.	Styloid process.	Side of tongue.	Hypoglossal.	Elevates and retracts tongue.
Stylo-hyoid.	Styloid process.	Body of hyoid.	Facial.	Draws hyoid upward and backward.
Stylo-hyoideus alter.	See <i>Stylo-chondro-hyoid.</i>			
Stylo-hyothyroideus ( <i>anomalous</i> ).	Styloid process.	Hyoid bone and tip of superior cornu of thyroid cartilage.		
Stylo-maxillaris ( <i>anomalous</i> ).	The stylo-hyoideus, when it extends from the styloid process to the angle of the lower jaw.			
Stylo-pharyngeus.	Styloid process.	Thyroid cartilage.	Glossopharyngeal, and pharyngeal plexus.	Elevates pharynx.
Subanconeus.	Humerus above olecranon fossa	Posterior ligament of elbow.	Musculo-spiral.	Tensor of ligament.
Subclavius.	Cartilage of first rib.	Inferior surface of clavicle.	Fifth and sixth cervical.	Draws clavicle downward.
Subclavius posticus.	See <i>Sterno-chondro-scapular.</i>			
Subcostals.	See <i>Infracostals.</i>			
Subcrureus.	Anterior distal part of femur.	Synovial sac behind patella.	Anterior crural.	Draws sac up.
Subscapularis.	Ental surface of scapula.	Humerus, lesser tuberosity, and shaft.	Subscapular.	Chief internal rotator of humerus.
Subscapularis minor ( <i>anomalous</i> ).	Axillary border of scapula.	Capsule of shoulder-joint or humerus.		
Subscapulo-capsularis.	See <i>Subscapularis minor.</i>			



TABLE OF MUSCLES.—*Continued.*

NAME.	ORIGIN.	INSERTION.	INNERVATION.	FUNCTION.
Supinator longus.	External condyloid ridge of humerus.	Styloid process of radius.	Musculo-spiral.	Flexes forearm.
Supinator radii brevis.	External condyle of humerus, oblique line of ulna.	Neck of radius and its bicipital tuberosity.	Posterior interosseous.	Supinates hand.
Supra-clavicularis ( <i>anomalous</i> ).	Manubrium sterni.	Clavicle.		
Supra-costalis ( <i>anomalous</i> ).	First rib.	Fourth rib.		
Supra-spinales.	Lie on spinous processes in cervical region.			
Supra-spinatus.	Supra-spinous fossa.	Great tuberosity of humerus.	Supra-scapular.	Supports shoulder-joint, raises arm.
Tailors'.	See <i>Sartorius</i> .			
Temporal.	Temporal fossa and fascia.	Coronoid process of mandible.	Inferior maxillary.	Closes mandible.
Temporalis minor ( <i>anomalous</i> ).	Interarticular fibro-cartilages of mandible, front and back borders.	Bottom of sigmoid notch of lower jaw.		
Tensor fasciæ colli.	See <i>Sterno-facialis</i> .			
Tensor fasciæ plantaris ( <i>anomalous</i> ).	Plantaris.	Plantar fascia.		
Tensor palati.	Scaphoid fossa and alar spine of sphenoid.	About hamular process into soft palate.	Otic ganglion.	Renders palate tense.
Tensor tarsi.	Crest of lacrymal bone.	Tarsal cartilages.	Facial, infraorbital branch.	Compresses puncta and lacrymal sac.
Tensor trochleæ ( <i>anomalous</i> ).	Levator palpebræ.	Trochlea.		
Tensor tympani.	Temporal bone, Eustachian tube and canal, sphenoid bone.	Handle of malleus.	Otic ganglion.	Renders tense the membrana tympani.
Tensor vaginæ femoris.	Iliac crest and anterior superior spinous process.	Fascia lata.	Superior gluteal.	Tensor of fascia.
Teres major.	Inferior angle of scapula.	Internal bicipital ridge of humerus.	Subscapular.	Draws arm downward and backward.
Teres minor.	Axillary border of scapula.	Great tuberosity of humerus.	Circumflex.	Rotates humerus outward and adducts it.
Thyro-arytenoideus.	Thyroid cartilage and crico-thyroid membrane.	Arytenoid, inferior and anterior surface.	Recurrent laryngeal.	Relaxes vocal bands.
Thyro-epiglottideus.	Inner surface of thyroid cartilage.	Epiglottis and aryteno-epiglottidean fold.	Recurrent laryngeal.	Depresses epiglottis.
Thyro-hyoid.	Side of thyroid cartilage.	Body and greater cornu of hyoid bone.	Hypoglossal.	Elevates larynx.
Tibialis anticus.	Outer tuberosity and upper part of shaft of tibia.	Internal cuneiform and first metatarsal bone.	Anterior tibial.	Flexes tarsus and elevates inner border of foot.
Tibialis posticus.	Shaft of fibula and tibia, interosseous membrane.	Tuberosity of scaphoid, internal cuneiform, and bases of second to fourth metatarsal.	Posterior tibial.	Extends tarsus and inverts foot.
Tibialis secundus ( <i>anomalous</i> ).	Back of tibia below flexor digitorum longus.	Posterior part of capsule of ankle-joint, or annular ligament.		
Tibio-accessorius.	See <i>Flexor accessorius</i> .	<i>longus digitorum pedis</i> .		
Tibio-astragalus anticus ( <i>anomalous</i> ).	Tibia and interosseous membrane behind tibialis anticus.	Neck of astragalus.		
Tibio-fascialis anticus ( <i>anomalous</i> ).	Lower third of anterior border of tibia.	Annular ligament and deep fascia.		
Trachealis.	A transverse layer of unstripped muscular fibers at the dorsal part of the trachea.		Sympathetic.	

TABLE OF MUSCLES.—*Continued.*

NAME.	ORIGIN.	INSERTION.	INNERVATION.	FUNCTION.
Trachelo-mastoid.	Transverse processes of 3d-6th thoracic, and articular processes of last 3 or 4 cervical vertebræ.	Mastoid process.	Branches of cervical.	Steadies head.
Tragicus.	Tragus.	Tragus.	Temporal and posterior auricular.	
Transversalis abdominis.	Poupart's ligament, iliac crest, six lower ribs, lumbar vertebræ.	Linea alba, pubic crest, pectineal line.	Intercostal, ilio-hypogastric, ilio-inguinal.	Compresses viscera and flexes thorax.
Transversalis cervicis anticus ( <i>anomalous</i> ).	Anterior tubercles of transverse processes of the four lower cervical vertebræ.	Base of transverse process of atlas and body of axis.		
Transversalis cervicis medius ( <i>anomalous</i> ).	Transverse processes of second, third, and fourth cervical vertebræ.	Sixth and seventh cervical transverse processes.		
Transversalis colli.	Transverse processes of third to sixth thoracic vertebræ.	Transverse processes of five lower cervical vertebræ.	Cervical branches.	Keeps neck erect.
Transversus auris.	Convexity of concha.	Convexity over groove of helix.	Retracts helix.	Temporal and posterior auricular.
Transversus menti ( <i>anomalous</i> ).	Inner border of depressor anguli oris.	Corresponding part of opposite side of chin.		
Transversus nuchæ ( <i>anomalous</i> ).	External occipital protuberance.	Aponeurosis of sternomastoid.		
Transversus orbitæ ( <i>anomalous</i> ).	Orbital plate of ethmoid.	Lateral wall of orbit.		
Transversus pedis.	Head 5th metatarsal and plantar ligaments of metatarso-phalangeal joints.	First phalanx of great toe.	External plantar.	Adducts great toe.
Transversus pedis, superficial ( <i>anomalous</i> ).	Bases of first phalanges of 2d, 3d, and 5th toes.	Base of first phalanx of great toe.		
Transversus perinei.	Ramus of ischium.	Central tendon.	Perineal.	Tensor of central tendon.
Transversus perinei, deep.	See <i>Compressor urethræ</i> .			
Trapezius.	Superior curved line of occipital bone, spinous processes of last cervical and all the dorsal vertebræ.	Clavicle and spine of scapula, and acromion.	Spinal accessory and cervical plexus.	Draws head backward.
Triangularis menti.	See <i>Depressor anguli oris</i> .			
Triangularis sterni.	Ensiform cartilage, costal cartilages of 3 or 4 lower true ribs, and sternum.	Border of inner surfaces 2d, 3d, 4th, and 5th costal cartilages.	Intercostal.	Expiration.
Triceps (3 heads) extensor cubiti.	<i>External</i> and <i>internal</i> near musculo-spiral groove, shaft of humerus; <i>middle</i> or <i>long</i> , lower margin of glenoid cavity.	Olecranon process of ulna.	Musculo-spiral.	Extends forearm.
Triticeo-glossus ( <i>anomalous</i> ).	Cartilago-triticea in the thyro-hyoid ligament.	Side of tongue.		
Ulnaris quinti ( <i>anomalous</i> ).	Prolongation of tendon of extensor carpi ulnaris to 1st phalanx of little finger.			
Ulnocarpus ( <i>anomalous</i> ).	Lower surface of ulna.	Annular ligament or one of the carpal bones.		
Vastus externus.	Anterior border great trochanter and linea aspera.	Tuberosity of tibia.	Anterior crural.	Extends leg.
Vastus internus and crureus.	Inner lip of linea aspera of femur.	Tuberosity of tibia.	Anterior crural.	Extends leg.
Vesico-pubic.	Urachus.	Back of pubic bones.	Compresses vesical wall.	Sympathetic.
Wilson's.	A portion of the constrictor urethræ, <i>q. v.</i>			
Zygomatikus major et minor.	Malar bone.	Angle of mouth.	Facial, infraorbital branch.	Elevates lip outward.



**Muscular** (*mus'-ku-ler*) [*muscularis*, of a muscle]. Pertaining to, resembling, composed of, or having well-developed, muscles. **M. Fiber**, a fiber of muscular tissue. It exists in two varieties, striped and unstriped, the latter being associated with involuntary, the former with voluntary motion. **M. Force**, the energy produced in muscular motion. It is thought to be derived from the oxidation of the fats or carbohydrates of muscular tissue. **M. Hypertrophy**. See *Paralysis*, *Pseudo-hypertrophic*. **M. Motion**, the phenomena attending a self-produced change of position of the body or of any of its parts. It includes voluntary, involuntary, and mixed movements. See *Motion*. **M. Plate**. Same as *Muscle-plate*. **M. Rheumatism**, rheumatism affecting the muscles. Synonym of *Myalgia*. **M. Sensations**, the feelings that accompany the action of muscles. **M. Sense**, the sense of motion, weight, and position upon which the adjustment of the body to its surroundings depends. Sensory-nerve fibrils probably exist in muscles that convey these sensations. The capacity of experiencing muscular sensations. **M. System**, all the muscles of the body correlated. The totality of the muscular tissue of the body. **M. Tissue**, the substance of muscle; this appears in two principal varieties—the striped, striated, or voluntary, and the unstriped, non-striated, or involuntary. The striped muscular tissue is composed of muscle-fibers, the unstriped of elongated, spindle-shaped cells. A muscle-fiber consists: (1) of sarcolemma; (2) of muscle-nuclei; (3) of muscle-substance. The sarcolemma is an elastic, homogeneous connective-tissue sheath which lightly invests the muscle-fiber. The nuclei are fusiform in shape, are situated immediately beneath the sarcolemma, and run parallel with the axis of the fiber. The muscle-fiber itself consists of two substances—a dark, doubly refracting, or anisotropic *contractile substance*, and a lighter, semi-fluid, isotropic substance termed *sarcoplasma*. The contractile substance consists of delicate spindles, the apposition of whose thicker portions produces the dark *transverse disc*. The spindles terminate in minute beads, the juxtaposition of which gives rise to the *intermediate disc* or membrane of Krause. The neutral sarcoplasm fills out the spaces left between the spindles, and, as ordinarily the tapering ends of the spindles are too delicate to be seen, the space between the intermediate and transverse discs—the *lateral disc*—looks homogeneous. The contractile fibrillæ into which the contractile substance is divided, formed by the end-to-end union of the spindles, is aggregated into bundles—the *muscle-columns*—surrounded by a layer of sarcolemma. On transverse section these muscle-columns give rise to the appearance known as *Cohnheim's fields*. The muscle-fibers are held together by delicate areolar tissue, the *endomysium*. Several grouped together form a *primary bundle*. Primary bundles are surrounded by a sheath termed the *endomysium*. *Fasciculi* are aggregations of primary bundles, and are the units of which the complete muscle is composed, the latter being surrounded by the perimysium. **M. Tumor**. See *Myoma*. **Muscularis** (*mus'-ku-la'-ris*) [*musculus*, a muscle]. The muscular coat of an organ. **M. mucosæ**, the layer of unstriped muscular tissue separating the mucosa (of mucous membranes) from the submucosa. **Muscularity** (*mus'-ku-lar'-it-e*) [*musculus*, a muscle]. The quality of being muscular. **Musculatation** (*mus'-ku-la'-shun*) [*musculus*, a muscle]. The muscular endowment of the body or a part; also the action of the muscles of the body. **Musculature** (*mus'-ku-la-tür*) [*musculus*, muscle]. The muscular system of the body, an organ, or part.

**Musculi** (*mus'-ku-li*) [L.]. Plural of *musculus*, a muscle. **M. codonoides**, the middle bell-muscles of a medusa. **M. papillaris**. See *Muscles*, *Papillary*. **M. pectinati** [*pecten*, a comb], small, muscular columns traversing the inner surface of the appendix auriculæ and the adjoining portion of the wall of the auricle. **M. proboscidalis**, the proboscidal muscles of the Medusæ.

**Musculin** (*mus'-ku-lin*) [*musculus*, a muscle]. Extract of muscle-tissue. See *Organotherapy*.

**Musculinteger** (*mus'-ku-lin'-te-ger*) [*musculus*, muscle; *integer*, whole]. A combination of several muscles functionally connected and acting as a single muscle.

**Musculo-** (*mus'-ku-lo*) [*musculus*, a muscle]. A prefix to denote connection with or relation to muscular tissue. **M.-aponeurotic**, composed of muscle and of fibrous connective tissue in the form of a membrane. **M.-cutaneous**. See *Nerves*, *Table of*. **M.-membranous**, membranous and muscular in character. **M.-phrenic**, pertaining to the muscular portion of the diaphragm; as the musculo-phrenic artery. See *Arteries*, *Table of*. **M.-spiral**. See *Nerves*, *Table of*.

**Musculous** (*mus'-ku-lus*) [*musculus*, muscle]. Containing or composed of muscle-fibers.

**Musculus** (*mus'-ku-lus*). See *Muscle*.

**Muscus** (*mus'-kus*) [L.]. Moss; lichen.

**Musenin** (*mus'-en-in*). See *Moussenin*.

**Museum** (*mu-zé-um*) [Μῦσα, a muse]. Formerly, any library or place devoted to the arts and sciences, because these were supposed to be presided over by the Muses. Any systematic collection of objects of nature or of art.

**Mush**. A thick porridge, or boiled pudding, usually of maize meal, used as an article of diet, and also as a poultice.

**Mushroom** (*mush'-rüm*). See *Agaric* and *Fungus*.

**Musicians' Cramp**. See *Cramp*.

**Musicomania** (*mu-zik-o-ma'-ne-ah*) [μουσική, music; μανία, mania]. Monomania for, or insane devotion to, music.

**Musicotherapy** (*mu-zik-o-ther'-ap-e*) [μουσική, music; θεραπεία, treatment]. The use of music in the treatment of disease, chiefly mental and nervous diseases, and in convalescence.

**Musk** [ME., *musk*, musk]. See *Moschus*. **M. Root**. See *Sumbul*.

**Muskardine** (*mus'-kar-din*) [*F. muscardine*, the name of a fungus]. A disease very destructive to silk-worms in Europe during the early part of the 19th century, practically disappearing among cultivated worms after 1855; it was caused by the fungus *Botrytis bassiana*, popularly called *Muskardine*.

**Muskeg Moss** (*mus'-keg*) [Chippewa, *maskey*, swamp]. A plant of the Northwestern United States, recommended as a cheap and excellent absorbent material for surgical dressings. Under this name various species of *Sphagnum* and *Hydnum* are confounded.

**Musomania** (*mu-zo-ma'-ne-ah*). See *Musicomania*.

**Mussanin** (*mus'-an-in*). See *Moussenin*.

**Mussel-poisoning** (*mus'-l-poi'-n-ing*). The toxic effects in man sometimes resulting from eating mussels, especially the *Mytilus edulis*. See *Mytilotoxin*, and *Poisons*, *Table of*.

**Mussitation** (*mus-it-a'-shun*) [*mussitatio*; *mussitare*, to mutter]. The muttering frequently observed in severe illness, consisting of the movement of the lips without the production of articulate speech.

**Must** [*mustum*, new wine]. The juice freshly expressed from grapes by a mechanical process. This must is submitted to the process of spontaneous fermentation, following exposure to the air.

**Mustache, Moustache** (*mus-tash'*) [Fr., from *μύσταξ*, mustache]. The beard worn on the upper lip of men.

**Mustard** (*mus'-tera*) [ME., *mustarde*, mustard]. See *Sinapis*. **M.-bath**. See *Bath*. **M.-plaster**, a powerful counter-irritant plaster, usually made of equal parts of ground mustard and linseed meal. See *Sinapis*. **M.-poultice**. Same as *M.-plaster*.

**Mutacism** (*mu'-tas-izm*) [*μυτακισμός*, mutacism]. Myticism; faulty speech; utterance characterized by the too frequent use of the *m* sound, and its substitution for other sounds.

**Mutant** (*mu'-tant*) [*mutare*, to change]. In biology, applied to any upright part the tip of which is bent over.

**Mutation** (*mu-ta'-shun*) [*mutare*, to change]. Change; in obstetrics, a pronounced change in the presentation of the fetus.

**Mute** (*mūt*) [*mutus*, dumb]. Dumb. Unable to use articulate speech.

**Muticous** (*mu'-tik-us*) [*muticus*, curtailed]. In biology, unarmed; not provided with a spine, spur, or claw; the autonym of *mucronate*, *cuspidate*, *aristate*, *inguiculate*, *calcarate*, *dentate*.

**Mutilation** (*mu-til-a'-shun*) [*mutilatio*; *mutilare*, to cut]. The act of being cut or disfigured. Also, the condition of the parts remaining after the excision or amputation of a member or part.

**Mutinus** (*mu-tin'-us*) [L.]. An old name for penis.

**Mutisia** (*mu-tis'-e-ah*) [after José Celestino Mutis, a S. American botanist]. The seeds of *M. viciaefolia*, a composite-flowered plant native to Andean regions. Among the natives it has reputed qualities as a cardiac tonic, and is also used in various affections of the respiratory organs. Unof.

**Mutisin** (*mu'-tis-in*) [after J. C. Mutis, a S. A. botanist]. The active principle of *Mutisia viciaefolia*.

**Mutism** (*mu'-tizm*) [*mutus*, dumb]. Dumbness. See *Mutitas*.

**Mutitas** (*mu'-tit-as*) [*mutus*, mute]. Dumbness. **M. atonica**, dumbness arising from disorder of the nerves of the tongue. **M. organica**, that from loss of the tongue. **M. pathematica**, dumbness caused by fright or passion. **M. spasmodica**, spasmodic dumbness. **M. surdorum**, dumbness consequent upon congenital deafness.

**Mutton** (*mut'-n*) [*montonus*, a sheep]. The flesh of sheep.

**Mutualism** (*mu'-chu-al-izm*) [*mutuus*, reciprocal]. A form of commensalism; the living together of two organisms of different species for the sake of the advantage that each one derives from the presence of the other. See *Symbiosis*.

**Mutualist** (*mu'-chu-al-ist*) [*mutuus*, reciprocal]. An organism living with another in a state of mutualism.

**Muzzle** (*mut'-l*) [ME., *musle*, muzzle]. The projecting jaws and nose of an animal; a snout.

**Muzzling** (*mut'-ling*). Same as *Infibulation*.

**Myalgia** (*mi-al'-je-ah*) [*μῦς*, muscle; *ἄλγος*, pain]. Any pain of the muscles; muscular rheumatism. **M. rheumatica**. Synonym of *Myalgia* or *Muscular Rheumatism*.

**Myalgic** (*mi-al'-jik*) [*μῦς*, muscle; *ἄλγος*, pain]. Pertaining to or affected with myalgia.

**Myameba** (*mi-am-e'-bah*) [*μῦς*, muscle; *amaba*, a unicellular organism]. In biology, a muscle-cell regarded as an organism. Cf. *Neurameba*, *Osteameba*.

**Myasis** (*mi-a'-sis*). See *Myiasis*.

**Myasthenia** (*mi-as-the'-ne-ah*) [*μῦς*, muscle; *ἀσθένεια*, weakness]. Muscular debility.

**Myasthenic** (*mi-as-then'-ik*) [*μῦς*, muscle; *ἀσθένεια*, weakness]. Characterized by myasthenia.

**Mycele** (*mi-sel'*). Same as *Mycelium*.

**Mycelial** (*mi-se'-le-al*) [*μύκης*, fungus; *ἦλος*, nail, wart]. Pertaining to mycelium.

**Mycelium** (*mi-se'-le-um*) [*μύκης*, a fungus; *ἦλος*, nail, wart, excrescence]. In biology, a collective term for the vegetative hyphae of fungi, usually forming interwoven masses.

**Mycetes** (*mi-se'-tēs*) [*μύκης*, fungus]. The fungi.

**Mycetogenesis** (*mi-set-o-jen'-es-is*) [*μύκης*, fungus; *γένεσις*, genesis]. Development of fungi.

**Mycetogenetic** (*mi-set-o-jen-el'-ik*) [*μύκης*; *πλ.*, *μύκετες*, a fungus; *γένεσις*, genesis]. Produced or caused by the growth of fungi.

**Mycetogenous** (*mi-set-og'-en-us*) [*μύκης*, a fungus; *γενής*, producing]. Same as *Mycetogenetic*.

**Mycetography** (*mi-set-og'-ra-fe*). Synonym of *Mycology*.

**Mycetoid** (*mi'-set-oid*) [*μύκης*, fungus; *εἶδος*, like]. Resembling a fungus.

**Mycetology** (*mi-set-ol'-o-je*) [*μύκης*, a fungus; *λόγος*, science]. Same as *Mycology*.

**Mycetoma** (*mi-set-ol'-mah*). See *Fungus Foot*.

**Mycetophagous** (*mi-set-off'-ag-us*) [*μύκης*, a fungus; *φαγείν*, eat]. In biology, feeding upon fungi; fungivorous.

**Mycetozoa** (*mi-set-o-zo'-ah*) [*μύκης*, fungus; *ζῷον*, animal]. A group of fungus-like saprophytic organisms, the slime-fungi or slime-molds. Most naturalists class them as fungi or as plant-growths of low type; but by E. R. Lankester and his followers they are grouped with the protozoa or lowest animal forms; while according to a third view they are reckoned as *protists* or living organisms not decisively classifiable as either plants or animals.

**Mycetozoic** (*mi-set-o-zo'-ik*) [*μύκης*, fungus; *ζῷον*, animal]. Of the nature of a slime-fungus or mycetozoön.

**Mycetozoön** (*mi-set-o-zo'-on*) [*μύκης*, fungus; *ζῷον*, animal]. Any organism belonging to the class mycetozoa.

**Mychmus, Mychthismus** (*mik'-mus*, *mik-this'-mus*) [*μυχμός*, *μυχθισμός*, from *μύζειν*, to moan]. Sighing.

**Mycocellulose** (*mi-ko-sel'-u-lōs*) [*μύκης*, fungus; *cellula*, a little cell]. Fungin; a variety of cellulose forming the basis of *Fungi*. See *Fungin*.

**Mycoderm** (*mi'-ko-derm*) [*μύκος*, mucus; *δέρμα*, skin]. The mucous membrane.

**Mycoderma** (*mi-ko-der'-mah*) [*μύκης*, fungus; *δέρμα*, skin]. A genus of fungi forming like a membrane upon or in fermenting liquors. **M. aceti**, the micro-organism of acetous fermentation, constituting the *mother of vinegar*. **M. albicans**, *Saccharomyces albicans*, *q. v.* **M. of Beer**, acetic skin; a pellicle composed of fungi found on the surface of beer and other liquids deficient in fruit acids. **M. sacchari** and **M. vini**, alcoholic ferments. See under *Bacteria*, *Synonymatic Table of*.

**Mycodermis** (*mi-ko-der'-mis*) [*μύκης*, fungus; *δέρμα*, skin]. A genus of microbic or fungoid organisms, species of which have been reported as found in the squamæ of certain skin-diseases, especially favus.

**Mycodermatitis** (*mi-ko-der-mi'-tis*) [*μύκος*, mucus; *δέρμα*, skin; *τις*, inflammation]. Inflammation of a mucous surface.

**Mycodermosphaelus** (*mi-ko-der-mo-sfas'-el-us*) [*μύκος*, mucus; *δέρμα*, skin; *σφάκελος*, gangrene]. A gangrenous affection of the mucous membrane of any part.

**Mycodesmoids** (*mi-ko-dez'-moids*) [*μύκης*, fungus; *δέσμη*, a bundle; *εἶδος*, like]. A disease of horses characterized by circumscribed growths in the connective tissue. See *Micrococcus botryogenus*, Rabe, under *Bacteria*, *Synonymatic Table of*.



**Mycodiarrhea** (*mi-ko-di-ar-e'-ah*) [μύκος, fungus; διά, through; ποία, a flow]. 1. A mycotic diarrhea. 2. A mucous diarrhea.

**Mycodysentery** (*mi-ko-dis-en-te'-re-ah*) [μύκος, mucus; δυσεντερία, dysentery]. Catarrhal dysentery.

**Mycodyspnea** (*mi-ko-disp-ne'-ah*) [μύκος, mucus; δυσ-, difficult; πνέειν, to breathe]. Dyspnea due to accumulations of mucus in the air-passages.

**Mycogastritis** (*mi-ko-gas-tri'-tis*) [μύκος, mucus; γαστήρ, stomach; ιτις, inflammation]. Catarrhal gastritis.

**Mycography** (*mi-kog'-ra-fe*). Synonym of *Mycology*.

**Mycohemia** (*mi-ko-hem'-e-ah*) [μύκος, fungus; αίμα, blood]. A generic name for affections caused by the presence of microorganisms in the blood.

**Mycoid** (*mi'-koid*) [μύκης, fungus; εἶδος, form]. Resembling, or appearing like, a fungus; fungoid.

**Mycology** (*mi-kol'-o-je*) [μύκης, a fungus; λόγος, science]. In biology, the science of fungi.

**Mycomycetes** (*mi-ko-mi-se'-tēs*) [μύκης, fungus]. Fungi reproducing by oöspores or zygoöspores.

**Myconostoc** (*mi-ko-nos'-tok*) [μύκης, fungus; nostoc]. A genus of schizomycetes. **M. gregarium**, a species of microorganisms arranged in interlacing threads and surrounded by a gelatinous capsule; it is probably identical with *Cladotrix dichotoma*. See *Bacteria*, *Synonymatic Table of*.

**Mycophagy** (*mi-koff'-aj-e*) [μύκης, a fungus; φαγία, from φαγεῖν, to eat]. In biology, the eating of fungi.

**Mycophylzadium** (*mi-ko-fliz-a'-se-um*) [μύκος, mucus; φλύζκιον, a small blister]. A blister or pustule upon a mucous surface.

**Mycophthalmia** (*mi-koff-thal'-me-ah*) [μύκης, fungus; ὀφθαλμία, ophthalmia]. Ophthalmia due to a fungus.

**Mycophthisis** (*mi-koff'-this-is*). Synonym of *Bronchorrhea*.

**Mycophylaxin** (*mi-ko-fil-aks'-in*) [μύκης, a fungus; φύλαξ, a protector]. Any microbicidal phylaxin. See *Proteids*, *Defensive*.

**Mycopneumonypostasis** (*mi-ko-nu-mon-ip-os'-tas-is*) [μύκος, mucus; πνεύμων, lung; ὑπάστας, settling]. The settling of the mucus in the dependent portions of the lungs.

**Mycoprotein** (*mi-ko-pro'-te-in*) [μύκης, a fungus; protein (from πρῶτος, first); Mulder's term for the hypothetical substance common to all albuminous bodies], C, 52.32 per cent.; H, 7.55 per cent.; N, 14.75 per cent. In biology, the vegetable albuminoid or protoplasmic substance of bacteria, first analyzed and described by Nencki; fungus-protein. It contains no sulphur and no phosphorus, and is not precipitated by alcohol.

**Mycorthopnea** (*mik-or-thop-ne'-ah*) [μύκος, mucus; ὀρθός, straight; πνοία, breathing]. Orthopnea caused by excessive secretion of mucus in the bronchial tubes.

**Mycose** (*mi'-kōs*) [μύκης, fungus], C<sub>12</sub>H<sub>22</sub>O<sub>11</sub> + 2H<sub>2</sub>O. *Trehalose*, a substance that occurs in several species of fungi, in ergot of rye, and in the oriental *Trehala*. It is distinguished from cane-sugar by its ready solubility in alcohol, greater stability, and stronger rotatory power. It does not reduce copper-solutions. See *Carbohydrates*, *Table of*.

**Mycosis** (*mi-ko'-sis*) [μύκης, fungus]. Granuloma fungoides; Eczema hypertrophicum; Inflammatory fungoid neoplasm; Lymphoderma perniciosum; Ulcerative scrofuloderma; Fibroma fungoides. 1. Any disease of the skin characterized by soft mammillated tumors, showing an abnormal growth of lymphatic glands, which frequently develop into fungous ulcers. 2. A mucous tumor or polypoid growth. 3. The influence of microphytes upon the health or disease of the body. 4. Any disease caused by the presence of

pathogenic microbes in the organism. **M.**, **Acute, of the Blood**, a name proposed by Neelsen for septic intoxication from the presence of microbes in the blood. **M. fungoides**. See *Granuloma fungoides*. **M. furfuracea**. Synonym of *Pityriasis versicolor*. **M. intestinalis**. Synonym of *Anthrax*. **M. microsporina**. Synonym of *Tinea versicolor*. **M. oris**, the disease caused by *Oridium albicans* or *Leptothrix buccalis*, consisting of grayish or black deposits on the tongue and buccal mucosa, usually with constitutional symptoms. **M. pulmonum**. See *Pneumonomycosis*. **M. pustulosa**, parasitic syphilis; also impetigo. **M. tonsillaris benigna**, the name applied by Fränkel to a peculiar form of pharyngeal disease induced by the undue accumulation of leptothrix upon the pharyngeal structures. The condition is also called by Heryng "*Pharyngomycosis leptothrixia*." **M.**, **Toxic, of the Blood**, putrid intoxication or sapremia, death being due to poisoning by ptomaines.

**Mycosozin** (*mi-ko-so'-zin*) [μύκης, a fungus; σώζειν, to save]. Any sozin that acts by the destruction of microbes. See *Proteids*, *Defensive*.

**Mycothrix** (*mi-koth'-riks*) [μύκης, fungus; θρίξ, hair]. The thread-like element in the structure of a micrococcus.

**Mycotic** (*mi-ko'-ik*) [μύκης, fungus]. Characterized by mycosis; due to the presence of some pathogenic microorganism. **M. Endocarditis**, that due to microorganismal infection. A synonym of ulcerative or malignant endocarditis.

**Mycterophonia** (*mik-ter-o-fo'-ne-ah*) [μυκτήρ, nose; φωνή, voice]. A nasal quality of the voice.

**Mydalein** (*mi-da'-le-in*) [μυδάλεος, putrid]. A ptomain obtained from putrefying cadaveric organs. It is present in liver, spleen, etc., after some days of putrefaction, but it is not obtainable before the third or fourth week. It has a specific action as a poison, producing maximum dilatation of the pupil, injection of the ear-vessels, elevation of temperature, peristaltic action of the intestines. Post-mortem examination shows contraction of the bladder and intestines, and the stopping of the heart in diastole. Animals recover from small doses. See *Ptomaines*, *Table of*.

**Mydatoxin** (*mi-dat-oks'-in*) [μυδάειν, to be wet; τοξικόν, poison], C<sub>6</sub>H<sub>13</sub>NO<sub>2</sub>. A ptomain obtained from horse-flesh and human flesh after four months of decomposition. It is toxic, producing lachrymation, diarrhea, and dyspnea in animals, but is not an active poison. A base, C<sub>7</sub>H<sub>17</sub>NO<sub>2</sub>, with which it is associated, is, however, a very violent poison, producing effects partly like those of curara and partly like those of mussel-poisoning—paralysis a few minutes after injection, with preservation of certain reflexes while the animal cannot move from its place. The same effects are produced by mydatoxin, but more slowly. See *Ptomaines*, *Table of*.

**Mydesis** (*mi-de'-sis*) [μυδάν, to be damp]. Putrefaction; also, a discharge of pus from the eyelids.

**Mydin** (*mi'-din*) [μύδος, damp, decay], C<sub>8</sub>H<sub>11</sub>NO. A non-poisonous ptomain obtained by Brieger from the putrefaction of human internal organs. The free base is strongly alkaline, has an ammoniacal odor, and is characterized by its strong reducing-properties. See *Ptomaines*, *Table of*.

**Mydriasis** (*mid-ri'-as-is*) [μυδρίασις, mydriasis]. Abnormal dilatation of the pupil of the eye. The word is also used to denote paralysis of the accommodation, an effect resulting from the use of most mydriatics. **M.**, **Paralytic**, that due to paralysis of the oculo-motor nerve. **M.**, **Spasmodic**, **M.**, **Spastic**, that form caused by over-action of the sympathetic or dilator nerve of the iris. **M.**, **Spinal**, that produced by irritation of the cilio-spinal center of the cord.

**Mydriatic** (*mid-re-at'-ik*) [μυδρίασις, dilatation of the pupil]. 1. Causing mydriasis, or paralysis of the ciliary muscle. 2. A medicine or agent that causes mydriasis, or dilatation of the pupil.

**Myectomy** (*mi-ek'-to-pe*) [μύς, muscle; ἔκτοπος, displaced]. The abnormal placement of a muscle.

**Myedema** (*mi-e-de'-mah*). Synonym of *Myoidema*.

**Myel** (*mi'-el*) [μυελός, marrow]. The spinal cord.

**Myelalgia** (*mi-el-al'-je-ah*) [μυελός, marrow; ἄλγος, pain]. Any pain in the spinal cord.

**Myelalgic** (*mi-el-al'-jik*) [μυελός, marrow; ἄλγος, pain]. Pertaining to or characterized by myelalgia.

**Myelanalosis** (*mi-el-an-al-o'-sis*) [μυελός, marrow; ἀνάλωσις, wasting]. Same as *Myelatrophy*; tabes dorsalis.

**Myelapoplexy** (*mi-el-ap'-o-pleks-e*) [μυελός, myelon; ἀποπληξία, a stupor]. Hemorrhage into the spinal cord.

**Myelasthenia** (*mi-el-as-the'-ne-ah*) [μυελός, myelon; ἀσθένεια, weakness]. Spinal neurasthenia.

**Myelatelía** (*mi-el-at-e'-le-ah*) [μυελός, myelon; ἀ priv.; τέλος, completion]. Imperfect development of spinal marrow or of bone-marrow.

**Myelatrophia**, **Myelatrophy** (*mi-el-at-ro'-fe-ah*, *mi-el-at'-ro-fe*) [μυελός, marrow; ἀτροφία, wasting]. Any wasting or atrophy of the spinal cord due to spinal disease.

**Myelauze** (*mi-el-awks'-e*) [μυελός, marrow; αὖξη, increase]. Morbid enlargement of the myel.

**Myelaxis** (*mi-el-aks'-is*) [μυελός, myelon; axis, axis]. The neural, or cerebro-spinal, axis.

**Myelemia** (*mi-el-e'-me-ah*). Synonym of *Myelogenic Leukemia*.

**Myelencephal** (*mi-el-en-sef'-al*). Same as *Myelencephalon*.

**Myelencephalic** (*mi-el-en-sef-al'-ik*) [μυελός, myelon; ἐγκέφαλος, brain]. Relating to the myelencephalon.

**Myelencephalon** (*mi-el-en-sef'-al-on*). 1. The cerebro-spinal axis. 2. See *Metencephalon*.

**Myeleterosis** (*mi-el-et-er-o'-sis*) [μυελός, marrow; ἐτέρωσις, alteration]. Any morbid alteration of the spinal cord.

**Myelic** (*mi-el'-ik*) [μυελός, marrow]. Pertaining to the myel.

**Myelin** (*mi'-el-in*) [μυελός, marrow],  $C_{40}H_{75}NPO_{10}$ . A name given by Thudichum to a substance obtained from the white matter of the brain. It occurs usually as a white, amorphous, ivory-like mass, but crystallizes from an ethereal or alcoholic solution. In a wider sense, any member of the myelin group may be called a myelin. *Uromyelin*, *Paromyelin*, *Amido-myelin*, and *Sphingo-myelin* differ from myelin mainly in containing one or more additional nitrogenous radicles. The "white substance of Schwann" and the ordinary brain-juice are also called *myelin*. See *Organotherapy*.

**Myelinic** (*mi-el-in'-ik*) [μυελός, marrow]. Relating to myelin. **M. Nerve-fiber**, the medullated nerve-fiber.

**Myelitic** (*mi-el-il'-ik*) [μυελός, marrow; τις, inflammation]. Pertaining to or affected with myelitis.

**Myelitis** (*mi-el-il'-tis*) [μυελός, marrow; τις, inflammation]. 1. Inflammation of the spinal cord. 2. Inflammation of bone-marrow; osteomyelitis. See also *Poliomyelitis*, *Leuko-myelitis*, and *Meningo-myelitis*. **M., Acute**, that due to exposure to cold, injuries, or to acute general diseases; it is attended with sensory disturbances and motor paralysis, complete or incomplete, according to the part of the cord involved and the degree of the inflammation. **M., Ascending**, a form in which the inflammation travels up the cord. **M., Bulbar**, that affecting the medulla and manifesting itself in disturbances of the cardio-respiratory appa-

ratus, dysphagia, vomiting, and other symptoms. **M., Central**, myelitis limited chiefly to the gray matter of the cord. **M., Chronic**, a slowly advancing myelitis, presenting generally the same features as acute myelitis, but extended over a longer period. **M., Compression**, the term applied to inflammation of the spinal cord secondary to compressing lesions outside of the cord (caries, carcinoma, or exostosis of the vertebrae, aneurysm) or to tumors of the cord itself. **M., Concussion**, that due to concussion, direct or indirect. **M. convulsiva**. See *Dubini's Disease*. **M., Cornual**, inflammation affecting the anterior or posterior cornua. **M., Descending**, a form in which the inflammation extends downward, following the pyramidal pathways. **M., Diffuse**, widely distributed inflammation of the cord involving large areas. **M., Disseminated**, when there are several foci. **M., Focal**, when a small area is affected. **M., Hemorrhagic**, myelitis associated with or dependent upon hemorrhage. **M., Meningo-**, a combination of meningitis and myelitis. **M., Pressure**. See *M., Compression*. **M. Sclerotic**, a form characterized by overgrowth of the interstitial tissue, which undergoes contraction, producing an increase of hardness of the cord. **M., Systemic**, a variety in which the inflammation is confined to distinct systems or tracts of the cord. **M., Transverse**, a form in which the inflammatory area extends through a transverse section of the cord. **M., Traumatic**, myelitis following direct injury. **M., Unilateral**, a form in which the lesions are confined to one side of the cord.

**Myelo-** (*mi'-el-o-*) [μυελός, marrow]. A prefix denoting reference to or connection with the spinal cord, or, more rarely, with some other medullary substance.

**Myelocoele** (*mi'-el-o-sel*) [μυελός, marrow; κοίλη, cavity]. 1. The central canal of the spinal cord. 2. [κήλη, tumor]. See *Spina bifida*.

**Myelocerebellar** (*mi-el-o-ser-e-bel'-ar*) [μυελός, marrow; cerebellum, cerebellum]. Relating to the spinal cord and the cerebellum.

**Myelochysis** (*mi-el-ok'-is-is*) [μυελός, marrow; χύσις, a pouring]. Hydrorrhachis. Protrusion of the spinal marrow.

**Myelocelia** (*mi-el-o-se'-le-ah*). See *Myelocoele*.

**Myelocystic** (*mi-el-o-sis'-tik*) [μυελός, marrow; κύστις, cyst]. Both myeloid and cystic.

**Myelocystocele** (*mi-el-o-sis'-to-sel*) [μυελός, marrow; κύστις, cyst; κήλη, tumor]. A cystic tumor of the myelon.

**Myelocystomeningocele** (*mi-el-o-sis-to-men-in'-go-sel*) [μυελός, marrow; κύστις, cyst; μνίνηξ, membrane; κήλη, tumor]. *Spina bifida* in which the tumor contains myelic substance, membranes, and fluid.

**Myelocyte** (*mi'-el-o-sil*) [μυελός, marrow; κύτος, cell]. 1. Properly, a marrow-cell. 2. Any free nucleus of a central or ganglionic nerve-cell.

**Myelodiastasis** (*mi-el-o-di-as'-tas-is*) [μυελός, marrow; διάστασις, separation]. Severance or disintegration of the spinal cord.

**Myelodiastema** (*mi-el-o-di-as-te'-mah*). Synonym of *Myelodiastasis*.

**Myelogenic** (*mi-el-o-jen'-ik*) [μυελός, marrow; γεννάν, to produce]. Originating in marrow; producing a marrow-like substance. **M. Leukemia**, leukemia due to disease of the marrow of bones.

**Myelogenous** (*mi-el-oj'-en-us*) [μυελός, marrow; γεννάν, to produce]. Originating in marrow. **M. Ossification**, ossification taking place from the marrow of bone.

**Myelohyphæ** (*mi-el-o-hil'-fe*) [μυελός, marrow; ἵψη, web: *prop. myelyphæ*]. In biology, applied to the hyphæ of lichens which differ from those of ordin-



ary fungi in being rigid, elastic, in containing lichenin, in not becoming putrid by maceration, and in lacking the faculty of penetrating.

**Myeloid** (*mi'-el-oid'*) [μυελός, marrow; εἶδος, like]. Resembling marrow in structure or appearance. Also applied to a form of sarcoma distinguished by the presence of multinucleated cells.

**Myeloidin** (*mi-el-oid'-in*) [μυελός, marrow; εἶδος, like]. A nitrogenous substance containing phosphorus, found in brain-matter.

**Myeloma** (*mi-el-o'-mah*) [μυελός, marrow; ὄμα, tumor; *pl.*, *Myelomata*]. 1. A tumor or enlargement of the medullary substance of the brain or cord. 2. A giant-celled sarcoma.

**Myelomalacia** (*mi-el-o-mal-a'-se-ah*) [μυελός, marrow; μαλακία, softening]. A softening of the spinal cord.

**Myelomalacosis**, **Myelomalaxis** (*mi-el-o-mal-ak-o'-sis*, *mi-el-o-mal-aks'-is*). Synonym of *Myelomalacia*.

**Myelomargarin** (*mi-el-o-mar'-gar-in*) [μυελός, marrow; μάργαρος, the pearl-oyster],  $C_{11}H_{63}O_5$ . A body found in the so-called cerebri of brain-substance. It is soluble in hot water, in ether, and in alcohol.

**Myelomeningitis** (*mi-el-o-men-in-jit'-tis*) [μυελός, marrow; μνήμη, a membrane; ιτις, inflammation]. Inflammation of the membranes investing the spinal cord; spinal meningitis.

**Myelo-meningocele** (*mi'-el-o-men-in'-go-sēl*). Synonym of *Spina bifida*.

**Myelomyces** (*mi-el-om'-is-ēs*) [μυελός, marrow; μύκης, fungus]. A fungoid growth of the spinal cord.

**Myelon** (*mi'-el-on*) [μυελός, marrow]. The spinal cord, or *Medulla spinalis*.

**Myelonal**, **Myelonic** (*mi-el'-on-al*, *mi-el-on'-ik*) [μυελός, marrow]. Pertaining to the myelon.

**Myeloparalysis** (*mi-el-o-par-al'-is-is*) [μυελός, marrow; παράλυσις, paralysis]. Spinal paralysis.

**Myelopathic** (*mi-el-o-path'-ik*) [μυελός, marrow; πάθος, disease]. Relating to a myelopathy.

**Myelopathy** (*mi-el-op'-ath-e*) [μυελός, marrow; πάθος, disease]. Any disease of the spinal cord.

**Myelophthisis** (*mi-el-off'-this-is*). Synonym of *Tubes dorsalis*.

**Myelophyma** (*mi-el-o-fi'-mah*) [μυελός, marrow; φύμα, a growth]. A tuberculous growth in the meninges of the spinal cord.

**Myeloplacque** (*mi'-el-o-plak*) [μυελός, marrow; πλάξ, plate]. A giant-cell of the spinal marrow; an osteoclast; a myeloplax.

**Myeloplast** (*mi'-el-o-plast*) [μυελός, marrow; πλαστός, shaped]. Any giant-cell of the marrow. The myeloplasts are regarded by some as the main seat of the formation of red blood-discs.

**Myeloplax** (*mi'-el-o-plaks*) [μυελός, marrow; πλάξ, a plaque; *pl.*, *Myeloplaxes*]. In histology, one of the large multinucleated cells frequently found upon the inner surface of bone, and concerned in its destruction; they are the *myeloplacques* of Robin and other French histologists, and the *osteoclasts* (bone-destructors) of Kölliker. Cf. *Myeloplacque*.

**Myeloplaxoma** (*mi-el-o-plaks-o'-mah*) [μυελός, marrow; πλάξ, plate; ὄμα, tumor]. A tumor containing myeloplaxes.

**Myeloplegia** (*mi-el-o-ple'-je-ah*) [μυελός, marrow; πληγή, a stroke]. Paralysis of spinal origin.

**Myelorrhagia** (*mi-el-or-a'-je-ah*) [μυελός, marrow; ῥηγνύναι, to burst forth]. Hemorrhage into the spinal cord.

**Myelosarcoma** (*mi-el-o-sar-ko'-mah*). Same as *Osteosarcoma*.

**Myelosclerosis** (*mi-el-o-skle-ro'-sis*) [μυελός, marrow; σκληρός, hard]. Sclerosis of the spinal cord or of the marrow of bones.

**Myelosis** (*mi-el-o'-sis*) [μυελός, marrow]. The growth or existence of a myeloma.

**Myelospongium** (*mi-el-o-spun'-je-um*) [μυελός, marrow; σπόγγος, sponge]. A network in the wall of the neural canal of the embryo, composed of processes given off by the outer extremities of the columnar cells called spongioblasts.

**Myelospongus** (*mi-el-o-spun'-gus*) [μυελός, marrow; σπόγγος, a fungus]. An encephaloid growth.

**Myelosyngosis** (*mi'-el-o-si-rin-go'-sis*). Synonym of *Syringomyelia*.

**Myelovaricosis** (*mi-el-o-var-ik-o'-sis*) [μυελός, marrow; varix, varix]. A varicosity of the myelin-sheath of a nerve-fiber, or the formation of one.

**Myelozoön** (*mi-el-o-zo'-on*) [μυελός, marrow; ζῶον, life]. A vertebrate possessing a spinal cord, but no brain.

**Myelypremia** (*mi-el-ip'er-e'-me-ah*) [μυελός, marrow; ὑπέρ above; αἷμα, blood]. Hyperemia of the spinal cord.

**Myenergia** (*mi-en-er'-je-ah*) [μῦς, muscle; ἐνέργεια, energy]. Muscular energy.

**Myenergic** (*mi-en-er'-jik*) [μῦς, muscle; ἐνέργεια, energy]. Relating to myenergia.

**Myentasis** (*mi-en'-tas-is*) [μῦς, muscle; ἔντασις, stretch]. The extension or stretching of a muscle.

**Myenteric** (*mi-en-ter'-ik*) [μῦς, muscle; ἔντερον, intestine]. Relating to the muscular coat of the intestine.

**Myiasis** (*mi-i'-as-is*) [μῦια, fly]. See *Myiosis*.

**Myiocephalon** (*mi-i-o-sef'-al-on*) [μῦια, fly; κεφαλή, head]. A minute prolapse of the iris through a corneal perforation, so called from its resemblance to the head of a fly.

**Myiodeopsia** (*mi-i-o-de-op'-se-ah*), **Myiodesopsia** (*mi-i-o-des-op'-se-ah*) [μυιόωψ, fly-like; ὄψις, vision]. The subjective appearance of muscæ volitantes.

**Myiosis** (*mi'-i-o-sis*) [μῦια, a fly]. Hugo Summe's term for the diseased condition produced by the presence of parasitic dipterous larvæ, and incorrectly called *Myiasis* by Hope, and *Myiasis* by Joseph. The presence of larvæ of flies, or maggots, in or on the body, as in the nose or ear, in a wound, or upon mucous membranes. **M. aurium**, **M. narium**, **M. vulnery**, the presence of maggots in the ears, nose and wounds respectively. The disease is known in the East as *Peenash*.

**Myistos**, **Myistus** (*mi-is'-tos*, *mi-is'-tus*) [μῦς, muscle; ιστός, tissue]. Muscular tissue.

**Myitis** (*mi-i'-tis*) [μῦς, muscle; ιτις, inflammation]. Inflammation of a muscle.

**Mykosis** (*mi-ko'-sis*). See *Mycosis*.

**Mylabris** (*mil-ab'-ris*) [μυλαβρίς, from μύλη, mill]. A genus of old-world blister-flies, some of which are used like cantharides. Unof.

**Mylacephalus** (*mi-las-ef'-al-us*) [μυελός, massive; ἄ priv.; κεφαλή, head]. The lowest variety of the acephalous species of omphalositic monsters. There is such imperfect development of the fetus that the condition is but a degree above that of *fetus amorphus* or *fetus anideus*.

**Mylacri** (*mil'-ak-ri*) [μυλακρίς, mill-stone]. The molar teeth.

**Mylacris** (*mil'-ak-ris*) [μυλακρίς]. The patella.

**Myle** (*mi'-le*) [μύλη, mill]. 1. Uterine mole. 2. Patella. 3. Maxilla.

**Mylic** (*mil'-ik*) [μύλη, mill]. Pertaining to the molar teeth; relating to a uterine mole.

**Mylo-** (*mi'-lo-*) [μύλος, mill]. A prefix denoting connection with the lower jaw or the molar teeth.

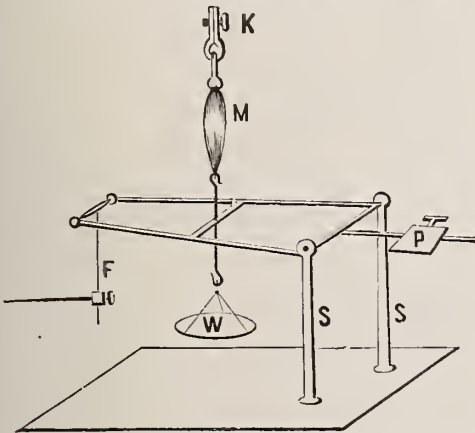
**Mylodus** (*mi-lo'-dus*) [μύλος, mill; ὀδούς, tooth; *pl.*, *Mylodontes*]. A molar tooth.

**Myloglossus** (*mi-lo-glos'-us*) [μύλη, mill; γλῶσσα, tongue]. A portion of the superior constrictor of the

- pharynx—that which arises from the mylo-hyoid ridge of the lower jaw. Also, an anomalous slip joining the styloglossus.
- Mylohyoid, Mylohyoidean** (*mi-lo-hi'-oid, mi-lo-hi-oid-e'-an*) [*μύλη*, mill; *ὄψις*, hyoid]. Pertaining to the lower molar teeth and the hyoid bone. **M. Muscle.** See *Muscles, Table of*.
- Mysicht's Elixir.** Aromatic sulphuric acid.
- Myo-** (*mi'-o-*) [*μῦς*, a muscle]. A prefix signifying muscle. **M.-albuminose**, one of the proteids of muscle-plasma, closely associated with the myosin-ferment. See *Muscle-plasma*. **M.-albumose, Myoproteose**; a proteid substance of muscle-plasma closely connected, or identical, with the myosin-ferment, and having the general properties of deuto-albumose. **M.-globulin**, a substance obtained from muscle, closely resembling serum-globulin in its properties. Its coagulation-temperature is 63° C., however, while that of serum-globulin is 75° C.
- Myoatrophy** (*mi-o-at'-ro-fe*) [*μῦς*, muscle; *ἀτροφία*, atrophy]. Atrophy of a muscle.
- Myoblast** (*mi'-o-blast*) [*μῦς*, muscle; *βλαστός*, germ]. In biology, a muscle-forming cell; a descendant of the cells which at an early stage of the metazoan embryo sink below the level of the epithelium to which they belonged. **M. epitheliales**, epithelial muscular cells, neuro-muscular cells, *tela muscularis epithelialis*. **M. mesodermales**, mesodermal muscular cells, *tela muscularis mesodermalis*.
- Myoblastic** (*mi-o-blas'-tik*) [*μῦς*, muscle; *βλαστός*, germ]. Relating to or of the nature of a myoblast.
- Myocarditis** (*mi-o-kar-di'-tis*) [*μῦς*, muscle; *καρδία*, heart; *ιτις*, inflammation]. Inflammation of the muscular tissue of the heart; it may be parenchymatous or interstitial. **M., Segmenting**, a form characterized by separation of the muscle-cells from softening of the cement-substance.
- Myocardium** (*mi-o-kar'-de-um*) [*μῦς*, muscle; *καρδία*, heart]. The muscular structure of the heart.
- Myoceles** (*mi'-o-sel*) [*μῦς*, muscle; *κῆλη*, tumor]. The protrusion of a muscle through its ruptured sheath.
- Myocelialgia** (*mi-o-se-le-al'-je-ah*) [*μῦς*, muscle; *κοιλία*, cavity; *ἄλγος*, pain]. Pain in the muscles of the abdomen.
- Myocelitis** (*mi-o-se-li'-tis*) [*μῦς*, muscle; *κοιλία*, cavity; *ιτις*, inflammation]. Inflammation of the abdominal muscles.
- Myocelome** (*mi-o-se'-lōm*) [*μῦς*, muscle; *κοιλία*, cavity]. The cavity of a protovertebra or myotome.
- Myocephalon** (*mi-o-sef'-al-on*). Synonym of *Myiocephalon*.
- Myochochorditis** (*mi-o-kor-di'-tis*) [*μῦς*, muscle; *χορδή*, cord; *ιτις*, inflammation]. Inflammation of the muscles of the larynx and the vocal bands.
- Myochrome** (*mi'-o-krom*) [*μῦς*, muscle; *χρῶμα*, color]. Myohematin, *q. v.*
- Myochronoscope** (*mi-o-kro'-no-skōp*) [*μῦς*, muscle; *χρόνος*, time; *σκοπεῖν*, to examine]. An instrument for measuring the rapidity of muscular contraction or the propagation of a nerve-stimulus through a muscle.
- Myoclonia** (*mi-o-klo'-ne-ah*) [*μῦς*, muscle; *κλόνος*, spasm]. Clonic spasm of the muscles.
- Myoclonus** (*mi-ok'-lo-nus*) [*μῦς*, muscle; *κλόνος*, clonus]. Clonic spasm of a muscle, or of various muscles. **M. multiplex.** See *Paramyoclonus multiplex*.
- Myoceale** (*mi'-o-sēl*) [*μῦς* (μυός), a muscle; *κοιλία*, a cavity]. Hatschek's term for the thick epithelium of the ental wall of the dorsal segments of the amphioxus larva, which produces the muscles of the entodermal side of the cavity of the segments.
- Myocolpitis** (*mi-o-kol-pi'-tis*) [*μῦς*, muscle; *κόλπος*, vagina; *ιτις*, inflammation]. Inflammation of the muscular coat of the vagina.
- Myocomma** (*mi-o-kom'-ah*) [*μῦς*, muscle; *κόμμα*, segment; *πλ.*, *Myocommata*]. Any one of the transverse segments into which embryonic muscle-tissue is divided. In adult man, some of the muscles exhibit traces of these primitive myocommata. A myotome, or muscular metamere, a segment of the *grand muscle lateral* of Cuvier.
- Myocrismus** (*mi-o-kriz'-mus*) [*μῦς*, muscle; *κρίζειν*, to creak]. A creaking sound heard over muscles during contraction.
- Myoctionin** (*mi-ok'-to-nin*) [*μῦς*, mouse; *κτείνειν*, to kill]. A bitter extractive of *Aconitum lycoctonum*, a powerful poison resembling curare in action. Unof.
- Myocyst** (*mi'-o-sist*) [*μῦς*, muscle; *κύστις*, cyst]. A cystic tumor of a muscle.
- Myocyte** (*mi'-o-sit*) [*μῦς*, muscle; *κύτος*, cell]. A muscle-cell; a structural element conspicuous in the histology of certain of the lower animals.
- Myodemia** (*mi-o-de'-me-ah*) [*μῦς*, muscle; *δημός*, fat]. The fatty degeneration of muscle.
- Myoderma** (*mi-o-der'-mah*) [*μῦς* (μυός), a muscle; *δέρμα*, the skin]. In biology, the muscular layer or "lamina muscularis" of the invertebrate ectoplasm. Cf. *Myophan*.
- Myodes** (*mi-o'-dēz*) [*μῦς*, muscle; *εἶδος*, like]. 1. Resembling muscle; muscular. 2. The platysma, or fleshy expansion of the neck. See *Muscles, Table of*.
- Myodesopsia** (*mi-o-dez-ops'-e-ah*) See *Myiodesopsia*.
- Myodiastasis** (*mi-o-di-as'-tas-is*) [*μῦς*, muscle; *διά*, a part; *στάσις*, a standing]. 1. The separation that takes place between the ends of a cut muscle. 2. The traumatic injury of a muscle by straining or stretching.
- Myodopsia** (*mi-o-dop'-se-ah*). Synonym of *Myiodesopsia*.
- Myodynamia** (*mi-o-di-na'-me-ah*) [*μῦς*, muscle; *δύναμις*, force]. Muscular power or strength.
- Myodynamic** (*mi-o-di-nam'-ik*) [*μῦς*, muscle; *δύναμις*, power]. Pertaining to the force of muscular contraction.
- Myodynamics** (*mi-o-di-nam'-iks*) [*μῦς*, muscle; *δύναμις*, power]. The mechanics of muscular action.
- Myodynamometer** (*mi-o-di-nam-om'-et-er*) [*μῦς*, muscle; *δύναμις*, power; *μέτρον*, measure]. An instrument for measuring muscular strength.
- Myodynia** (*mi-o-din'-e-ah*) [*μῦς*, muscle; *δόνη*, pain]. Pain in the muscles.
- Myoendocarditis** (*mi-o-en-do-kar-di'-tis*) [*μῦς*, muscle; *ἐνδος*, within; *καρδία*, heart; *ιτις*, inflammation]. Simultaneous inflammation of the endocardium and the myocardium.
- Myofibroma** (*mi-ofi-bro'-mah*) [*μῦς*, muscle; *fibra*, fiber; *ῥμα*, tumor; *πλ.*, *Myofibromata*]. A muscular tumor containing fibrous elements. Such tumors are common in the walls of the uterus.
- Myogaster** (*mi'-o-gas-ter*) [*μῦς*, muscle; *γαστήρ*, belly]. The belly of a muscle.
- Myogenesis** (*mi-o-jen'-es-is*) [*μῦς*, muscle; *γένεσις*, genesis]. The development of muscular tissue.
- Myogenic** (*mi-o-jen'-ik*) [*μῦς*, muscle; *γεννᾶν*, to produce]. Of muscular origin.
- Myognathus** (*mi-og'-na-thus*) [*μῦς*, muscle; *γνάθος*, jaw]. A form of double monstrosity in which the accessory head is joined to the autosome by means of muscle and integument only.
- Myogonic** (*mi-o-gon'-ik*) [*μῦς*, muscle; *γίγνεσθαι*, to be born]. Inherent in muscle, as contractile power.
- Myogram** (*mi'-o-gram*) [*μῦς*, muscle; *γράμμα*, a marking]. The muscle-curve as inscribed by the myograph.



**Myograph** (*mi'-o-graf*) [*μῦς*, muscle; *γράφειν*, to write]. An instrument for determining the duration of each phase of a muscular contraction. **M.**, Cardiac, the cardiograph, *q. v.* **M.**, Palate, an in-



SCHEME OF V. HELMHOLTZ'S MYOGRAPH.

**M.** Muscle fixed in a clamp, **K.** **F.** Writing style. **P.** Weight or counterpoise for the lever. **W.** Scale-pan for weights. **S.** **S.** Supports for the lever.

strument that records the movements of the uvula and soft palate during speaking and swallowing. It consists of a rod which is introduced through the nose and rests against the soft palate, while the other end records the movements on a drum.

**Myographer** (*mi-og'-ra-fer*) [*μῦς*, muscle; *γράφειν*, to write]. One versed in myography.

**Myographic** (*mi-o-graf'-ik*) [*μῦς*, muscle; *γράφειν*, to write]. Pertaining to a myograph.

**Myographion** (*mi-o-graf'-e-on*) [*μῦς*, muscle; *γράφειν*, to write]. A myograph.

**Myographist** (*mi-og'-ra-fist*) [*μῦς*, muscle; *γράφειν*, to write]. A myographer.

**Myography** (*mi-og'-ra-fe*) [*μῦς*, muscle; *γράφειν*, to write]. 1. A description of the muscles. 2. The employment of the myograph.

**Myohematin** (*mi-o-hem'-at-in*) [*μῦς*, muscle; *αἷμα*, blood]. A nitrogenous coloring-matter of muscles; the true intrinsic coloring-matter of red muscle, including the *histohematin* characteristic of invertebrate muscle. It yields a four-banded spectrum. Its solutions when weak are of a reddish-yellow color, but if strong they are pure red.

**Myoid** (*mi'-oid*) [*μῦς*, muscle; *εἶδος*, form]. Having a resemblance to muscular tissue.

**Myoidema** (*mi-oid-e'-mah*) [*μῦς*, muscle; *οἶδημα*, a swelling]. The wheal brought out by a sharp tap on a muscle in certain conditions of exhaustion.

**Myoides** (*mi-oi'-dez*) [*μῦς*, muscle; *εἶδος*, like]. The platysma. See *Muscles*, Table of.

**Myolemma** (*mi-o-lem'-ah*) [*μῦς*, muscle; *λέμμα*, covering]. The thin membrane enveloping the fibrillæ of muscle. Same as *Sarcolemma*.

**Myolemmatic** (*mi-o-lem-at'-ik*) [*μῦς*, muscle; *λέμμα*, covering]. Pertaining to the myolemma.

**Myolin** (*mi'-o-lin*). See *Myosin*.

**Myolipoma** (*mi-o-lip-o'-mah*) [*μῦς*, muscle; *λίπος*, fat; *δυμα*, tumor; *pl.*, *Myolipomata*]. A myoma with lipomatous elements.

**Myologic** (*mi-o-loj'-ik*) [*μῦς*, muscle; *λόγος*, science]. Pertaining to myology.

**Myologist** (*mi-ol'-o-jist*) [*μῦς*, muscle; *λόγος*, science]. One versed in myology.

**Myology** (*mi-ol'-o-je*) [*μῦς*, muscle; *λόγος*, science]. The science of the nature, structure, functions, and diseases, of muscles.

**Myoma** (*mi-o'-mah*) [*μῦς*, muscle; *δυμα*, tumor; *pl.*, *Myomata*]. A muscular tumor. Also, an affection marked by the growth in the skin of small, sessile, freely movable, isolated, reddish tumors consisting of involuntary muscular fibers. If small and multiple, they are called *lio-myomata*; if there is but a single large tumor, it is called a *dartoic myoma*; if the tumors contain much fibrous tissue, they are called *fibro-myomata*; if vascular and erectile, *angio-myomata*; if the lymphatics are involved, *lymphangio-myomata*. **M.**, Fibro-. See *Myofibroma*. **M.**, Lio-. See *Lio-myoma*. **M.**, Rhabdo-. See *Rhabdomyoma*.

**Myomalacia** (*mi-o-mal-a'-se-ah*) [*μῦς*, muscle; *μαλακία*, softening]. An abnormal softening of the muscles. **M. cordis**, fatty degeneration and softening of a portion of the heart-muscle, resulting from thrombosis or embolism.

**Myomatous** (*mi-o'-mat-us*) [*μῦς*, muscle; *δυμα*, tumor]. Of the nature of a myoma.

**Myomectomy** (*mi-on'-et-me*) [*μῦς*, muscle; *δυμα*, tumor; *ἐκτομή*, excision]. Surgical removal of a uterine or other myoma.

**Myomelanosis** (*mi-o-mel-an-o'-sis*) [*μῦς*, muscle; *μελάνωσις*, a becoming black]. The presence of a blackish coloration in muscular tissue.

**Myomere** (*mi'-o-mēr*) [*μῦς*, a muscle; *μέρος*, a part]. In biology, a muscular flake or metamer; a myocomma or myotome.

**Myometer** (*mi-on'-et-er*) [*μῦς*, muscle; *μέτρον*, measure]. An instrument for measuring the shortening of a muscle in contracting.

**Myometritis** (*mi-o-met-ri'-tis*) [*μῦς*, muscle; *μήτρα*, uterus; *τις*, inflammation]. Inflammation of the uterine muscular tissue.

**Myomotomy** (*mi-o-met-o-me*) [*μῦς*, muscle; *δυμα*, tumor; *τομή*, a cutting]. The operation of excising fibro-myomata of the uterus.

**Myon** (*mi'-on*) [*μῦς*, a cluster of muscles]. A unit of musculation; a group of muscles viewed as an integer.

**Myonarcosis** (*mi-o-nar-ko'-sis*) [*μῦς*, muscle; *νάρκωσις*, numbness]. Numbness of the muscles.

**Myoneoplasma** (*mi-o-ne-o-plaz'-mah*) [*μῦς*, muscle; *νέος*, new; *πλάσμα*, formation; *pl.*, *Myoneoplasmata*]. A myoma or muscular neoplasm.

**Myoneuralgia** (*mi-o-nu-ral'-je-ah*) [*μῦς*, muscle; *νεῦρον*, nerve; *ἄλγος*, pain]. Neuralgic muscular pain.

**Myonicity** (*mi-o-nis'-it-e*) [*μῦς*, muscle]. The power of living muscle to contract and to relax.

**Myonitis** (*mi-on-i'-tis*) [*μῦς*, muscle; *τις*, inflammation]. Synonym of *Myositis*.

**Myonosus** (*mi-on'-o-sus*) [*μῦς*, muscle; *νόσος*, disease]. A disease of the muscles.

**Myopachynsis** (*mi-o-pak'-in'-sis*) [*μῦς*, muscle; *πάχυνσις*, thickening]. Muscular hypertrophy. **M.** *lipomatosa*. See *Paralysis*, *Pseudo-hypertrophic*.

**Myopalmus** (*mi-o-pal'-mus*) [*μῦς*, muscle; *παλμός*, a twitch]. A twitching of the muscles.

**Myoparalysis** (*mi-o-par-al'-is-is*) [*μῦς*, muscle; *παράλυσις*, paralysis]. Paralysis resulting from muscular abnormality, without affection of the nervous centers or nerves.

**Myopathic** (*mi-o-path'-ik*) [*μῦς*, muscle; *πάθος*, disease]. Relating to or of the nature of a myopathy. **M.** *Muscular Atrophy*; Erb includes under this head pseudo-hypertrophic muscular paralysis, juvenile muscular atrophy, and infantile paralysis. The three are classed together as *Dystrophia muscularis pro-*

*gressiva*. **M. Facies**, "facies myopathique;" a peculiar form of expression seen in infantile forms of myopathic muscular atrophy. It is characterized by imperfect movement of the facial muscles, sinking in of the cheeks, and drooping of the lower lip.

**Myopathy** (*mi-op'-ath-e*) [*μῦς*, muscle; *πάθος*, suffering].

Any disease of a muscle or of the muscular system.

**Myope** (*mi'-ōp*) [*μῦψ*, short-sighted]. A person affected with myopia.

**Myopericarditis** (*mi-o-per-ik-ar-dī'-tis*) [*μῦς*, muscle; *περί*, around; *καρδία*, heart; *τις*, inflammation]. A combination of pericarditis with myocarditis.

**Myophagocyte** (*mi-o-fag'-o-sīt*) [*μῦς*, muscle; *φαγεῖν*, to eat; *κύτος*, cell]. Metschnikoff's term for a phagocyte produced from muscular tissue.

**Myophan** (*mi'-o-fan*) [*μῦς*, muscle; *φαίνειν*, to appear]. In biology, an ectoplasmic layer containing muscle-fibrillae, found in many invertebrates (Infusoria). Cf. *Myoderma*.

**Myophone** (*mi'-o-fōn*) [*μῦς*, muscle; *φωνή*, sound]. An instrument for hearing the sounds produced during the contraction of a muscle.

**Myophonia** (*mi-o-fo'-ne-ah*) [*μῦς*, muscle; *φωνή*, sound]. Muscle-sound.

**Myophore** (*mi'-o-for*) [*μῦς*, muscle; *φέρειν*, to bear]. In biology, any specialized apparatus for the attachment of a muscle.

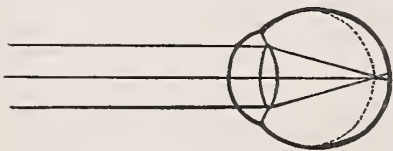
**Myophorous** (*mi-off'-or-us*) [*μῦς*, muscle; *φέρειν*, to bear]. Relating to or connected with a muscle, as a myophore.

**Myophrisc** (*mi'-o-frisk*) [*μῦς*, a muscle; *φρίσσειν*, to ruffle or throw into ripples]. In biology, contractile, filamentous processes supposed to perform hydrostatic functions, found arranged on the sarcodactylum in a circle around each skeletal spine of the *Acanthometridæ* among the Protozoa.

**Myophysical** (*mi-o-fiz'-ik-al*) [*μῦς*, muscle; *φυσική*, physics]. Appertaining to the physics of muscular action.

**Myophysics** (*mi-o-fiz'-iks*) [*μῦς*, muscle; *φυσική*, physics]. The physics of muscular action.

**Myopia** (*mi-o'-pe-ah*) [*μῦειν*, to close; *ὤψ*, eye; myopes having the habit of partially closing the lids to avoid spheric aberration]. Near-sightedness; an optic defect, usually due to too great length of the antero-posterior diameter of the globe, whereby the focal image is formed in front of the retina. **M., High**, a degree of



THE FORMATION OF THE IMAGE IN A MYOPIC EYE, IN FRONT OF THE RETINA.

myopia greater than 6.5 diopters. **M., Low**, one less than two diopters. **M., Malignant**, rapidly progressing myopia. **M., Progressive**, continuous increase of myopia, due to increasing elongation of the eyeball.

**Myopic** (*mi-op'-ik*) [*μῦειν*, to close; *ὤψ*, eye]. Pertaining to or having the nature of myopia. Near-sighted. **M. Crescent**, a yellowish-white, crescentic area about the papilla, due to atrophy or breaking away of the choroid, and exposure of the sclerotic; it is seen in myopia, but often, also, in other refractive derangements.

**Myopiasis** (*mi-o-pi'-es-is*) [*μῦς*, muscle; *πίεσις*, pressure]. The squeezing or kneading of a muscle as a therapeutic measure.

**Myopiosis** (*mi-o-pi'-o'-sis*). Synonym of *Myopia*.

**Myoplast** (*mi'-o-plast*) [*μῦς*, muscle; *πλάσσειν*, to mold]. A muscle-producing cell.

**Myoplastic** (*mi-o-plas'-tik*) [*μῦς*, muscle; *πλάσσειν*, to mold]. Producing muscle; pertaining to a myoplast.

**M. Bodies**, the embryonic cells from which muscular fibers are developed.

**Myoplegia** (*mi-o-plē'-je-ah*) [*μῦς*, muscle; *πληγή*, a stroke]. A condition of diminished muscular power, or of muscular paresis.

**Myopodiorthosis** (*mi-o-po-di-or-tho'-sis*). Synonym of *Myoporthosis*.

**Myopolar** (*mi-o-po'-lar*) [*μῦς*, muscle; *πόλος*, pole]. Pertaining to muscular polarity, electric or other.

**Myoporthosis** (*mi-o-por-tho'-sis*) [*μῦψ*, near-sighted; *ὀρθός*, straight]. The correction of myopia.

**Myopresbytia** (*mi-o-pres-bish'-e-ah*) [*μῦψ*, near-sighted; *πρεσβύτες*, old-sighted]. Combined myopia and presbyopia.

**Myoproteose** (*mi-o-pro'-te-ōs*). See *Myoalbumose*.

**Myopsia** (*mi-ops'-e-ah*). Synonym of *Myiodesopsia*.

**Myopsin** (*mi-ops'-in*). A powerful proteolytic substance said by Defresne to occur in pancreatic juice.

**Myopy** (*mi'-o-pe*). Synonym of *Myopia*.

**Myorrheuma** (*mi-or-u'-mah*) [*μῦς*, a muscle; *ῥεύμα*, a flow]. A synonym of *Muscular Rheumatism* or *Myalgia*.

**Myorrhexia, Myorrhexis** (*mi-or-eks'-e-ah, mi-or-eks'-is*) [*μῦς*, muscle; *ῥήξις*, a tearing]. Laceration or rupture of a muscle.

**Myosalgia** (*mi-o-sal'-je-ah*). See *Myalgia*.

**Myosarcoma** (*mi-o-sar-ko'-mah*) [*μῦς*, muscle; *σάρξ*, flesh; *ῥμα*, tumor, *pl.*, *Myosarcomata*]. A sarcoma with myomatous elements, or one that has originated in a myoma.

**Myosarcomatous** (*mi-o-sar-ko'-mat-us*) [*μῦς*, muscle; *σάρξ*, flesh; *ῥμα*, tumor]. Affected with, or of the nature of, myosarcoma.

**Myosclerosis** (*mi-o-skle-ro'-sis*) [*μῦς*, muscle; *σκληρός*, hard]. A temporary hardening of a muscle, often of the sterno-cleido-mastoid, sometimes seen in young infants.

**Myosclerotic** (*mi-o-skle-ro'-ik*) [*μῦς*, muscle; *σκληρός*, hard]. Pertaining to the hardening of muscles, especially from connective-tissue overgrowth. **M. Paralysis**. See *Paralysis, Pseudo-hypertrophic*.

**Myoscope** (*mi'-o-skōp*) [*μῦς*, muscle; *σκοπεῖν* to inspect]. An apparatus used in observing the contraction-phenomena of muscles.

**Myoseism** (*mi-o-se'-izm*), **Myoseismia** (*mi-o-se-iz'-me-ah*) [*μῦς*, muscle; *σεισμός*, a shake]. A symptom that consists in repeated stops in the course of muscular contractions by which the whole movement is rendered jerky. When this jerky movement affects the ocular muscles, it causes an irregularity that may be mistaken for nystagmus. A similar irregularity renders speech and writing jerky and the gait staggering. The patient is unable to maintain his equilibrium with his eyes shut.

**Myoseptum** (*mi-o-sept'-tum*) [*μῦς*, muscle; *septum*, septum]. The intermuscular septum between the metameres of muscles of certain animals, as of fishes.

**Myosin** (*mi'-o-sin*) [*μῦων*, muscle]. A proteid of the globulin class, the chief proteid of muscle. Its coagulation in muscle after death causes rigor mortis. Hydrochloric acid converts it into syntonin. It is soluble in dilute saline and dilute alkaline solutions, and in acids; it is insoluble in water and is precipitated by alcohol. **M., Peptone**. Synonym of *Myosinose*. **M., Vegetable**, a substance resembling myosin, found in almonds, maize, peas, and other vegetables.

**Myosinogen** (*mi-o-sin'-o-jen*) [*μῦων*, muscle; *γεννᾶν*, to beget]. One of the proteids of muscle-plasma,



coagulated at 56° C. It is the antecedent of myosin, into which it is converted by a suitable stimulus. See *Muscle-plasma*.

**Myosinose** (*mi-o-sin-ōs'*) [*uivw*, muscle]. The substance produced by the peptonization of myosin. Two varieties have been found, protomyosinose and deutero-myosinose.

**Myosis** (*mi-o-sis*) [*uiev*, to close, or *uig*, muscle]. 1. Abnormal smallness of the pupil of the eye; the same as *Miosis*. 2. Myopathy. **M., Paralytic**, that form due to paralysis of the sympathetic or dilator nerve. **M., Spastic**, that produced by stimulation of the oculomotor or constrictor nerve. **M., Spinal**, that dependent on disease of the spinal cord.

**Myositic** (*mi-o-sit'-ik*) [*uiev*, to close; *uig*, muscle; *itis*, inflammation]. Pertaining to, or affected with, myosis, or with myositis.

**Myositis** (*mi-o-sit'-tis*) [*uig*, muscle; *itis*, inflammation]. Inflammation of muscular tissue, more especially of the connective tissue of muscles. **M., Fibrous**, **M., Interstitial**, an inflammation of the connective tissue of muscle. **M. interstitialis lipomatosa progressiva paralytica**. Synonym of *Pseudo-hypertrophic Muscular Paralysis*. **M. ossificans**, is characterized by the formation of osseous deposits in the muscles. **M., Specific**, **M., Syphilitic**, that due to syphilis. There may be a deposit of gummata in the muscles. **M. trichinosa**, that due to the presence of *trichina spiralis* in the muscles.

**Myosome** (*mi'-o-sōm*) [*uig*, muscle; *śāma*, body]. The contractile substance of muscle.

**Myospasm** (*mi-os'-pas-is*) [*uig*, muscle; *spāsīs*, a drawing: *pl.*, *Myospasms*]. A muscular contraction.

**Myospasm** (*mi'-o-spazm*) [*uig*, muscle; *spasmos*, spasm]. A spasmodic contraction of a muscle. A cramp.

**Myospectroscope** (*mi-o-spek'-tro-skōp*) [*uig*, muscle; *spectrum*, spectrum; *σκοπεῖν*, to see]. An instrument for examining the spectroscopic image of a muscle.

**Myostypsis** (*mi-o-stip'-sis*) [*uig*, muscle; *στυψίς*, a contracting]. Muscular contraction; also any interference with functional movement.

**Myosuture** (*mi-o-sut'-tūr*) [*uig*, muscle; *sutura*, a suture]. Suture of a muscle.

**Myosystema** (*mi-o-sis-te'-mah*) [*uig*, muscle; *συστήμα*, system]. A system of muscles. **M. circulare**, the circular muscle of the sub-umbrella of medusæ. **M. radiale**, the radial muscles of the sub-umbrella of medusæ.

**Myotalgia** (*mi-o-tal'-je-ah*). Synonym of *Myalgia*.

**Myotaxis** (*mi-ot'-as-is*) [*uig*, muscle; *τάσις*, a stretching]. Passive tension of a muscle.

**Myotatic** (*mi-o-tat'-ik*) [*uig*, muscle; *τάσις*, a stretching]. Pertaining to the deep reflexes or contractions of the muscles dependent upon passive tension for their elicitation. **M. Irritability**, a term suggested by Gowers to replace the inaccurate one, tendon-reflexes, the tendons not being etiologically connected with the phenomenon. "The irritability on which they depend is due to and demonstrative of a muscle reflex action which depends on the spinal cord."

**Myototomy** (*mi-o-tēn-ot'-o-mē*) [*uig*, muscle; *τένω*, tendon; *τομή*, a cutting]. The division of a tendon, when the muscle is able to retract.

**Myothelium** (*mi-o-thē'-le-um*) [*uig*, muscle; *θηλή*, nipple]. The cellular elements composing a myotome or protovertebra.

**Myothermic** (*mi-o-ther'-mik*) [*uig*, muscle; *θερμη*, heat]. Pertaining to heat-development in a muscle.

**Myotic** (*mi-ot'-ik*) [*uiev*, to close]. 1. Pertaining to, or causing, myosis. 2. An agent causing myosis, or contraction of the pupil. The one most used by ophthal-

mologists is eserin. Morphine, pilocarpin, muscarin and other drugs also cause contraction of the pupil.

**Myotility** (*mi-otil'-it-e*) [*uig*, muscle]. Muscular contractility, or tonicity.

**Myotome** (*mi'-o-tōm*) [*uig*, muscle; *τομή*, a cutting]. 1. A cutting instrument used in myotomy. 2. The same as *Myocomma*.

**Myotomy** (*mi-ot'-o-me*) [*uig*, muscle; *τομή*, a cutting]. 1. Surgical division of a muscle. 2. The incision or dissection of muscles. See *Tenotomy*.

**Myotonia** (*mi-o-to'-ne-ah*) [*uig*, muscle; *τόνος*, tension]. 1. Muscular spasm. 2. The stretching of a muscle. **M. congenita**, **M. hereditaria**. Thomson's disease; an hereditary neurosis characterized by tonic spasms in the voluntarily moved muscles. See *Diseases*, *Table of*.

**Myotonic** (*mi-o-ton'-ik*) [*uig*, muscle; *τόνος*, tension]. Pertaining to myotonia, or to myotonus. **M. Reaction**. See *Thomson's Disease*.

**Myotonus** (*mi-ot'-o-nus*) [*uig*, muscle; *τόνος*, stretching]. 1. Muscular tone, quality, or tension. 2. Tonic muscular spasm.

**Myotyrbe** (*mi-o-ter'-be*) [*uig*, muscle; *τύρβη*, disorder]. Chorea; incoördinate muscular movements.

**Myrobalan** (*mi-rab'-o-lan*). See *Myrobalan*.

**Myriachit** (*mir'-e-ak-it*). See *Palmus*.

**Myriagram** (*mir'-e-ag-ram*) [*uwpioi*, ten thousand; *γράμμα*, gram]. Ten thousand grams.

**Myriakit** (*mir'-e-ak-it*). See *Palmus*.

**Myrialiter** (*me-re-al'-e-ter*) [*uwpioi*, ten thousand; *λίτρα*, liter]. Ten thousand liters.

**Myriameter** (*me-re-am'-e-ter*) [*uwpioi*, ten thousand; *μέτρον*, a measure]. Ten thousand meters.

**Myrica** (*mi-rik'-ah*) [*uwpioi*, the tamarisk]. A genus of aromatic shrubs of some 35 known species. **M. cerifera**, of N. America. **M. californica**, of the Pacific States. **M. cordifolia**, **M. laciniata**, and **M. æthiopica**, of Africa. **M. carcasana**, and **M. microcarpa**, of tropical America, are among the wax-bearing species. The species last named has useful medicinal qualities. See *Myricin*, *Gale*, and *Myrtle-wax*. **M., Oleum**, Oil of Myrica; Oil of Bay is the volatile oil of the Bayberry, or West Indian bay-leaf. It is an aromatic, pungent liquid, used chiefly as a perfume and in cosmetics. It is somewhat refreshing in faintness and headaches. **M., Spiritus**, "bay rum," contains: oil of bay 16, oil of orange-peel 1, oil of pimento 1, alcohol 1000, water 782 parts, mixed and filtered through carbonate of magnesia.

**Myricin** (*mi'-ris-in*) [*uwpioi*, the tamarisk]. A precipitate from a tincture of the root-bark of *Myrica cerifera*; it is astringent, stimulant, anti-spasmodic, and anti-syphilitic. Dose from 1 to 3 grains. **Unof.** **Myricyl** (*mi-ris'-il*) [*uwpioi*, the tamarisk; *έλη*, matter]. See *Melissyl*. **M. alcohol**, C<sub>30</sub>H<sub>62</sub>O. A monatomic alcohol derived from beeswax.

**Myringa**, **Myrinx** (*mi-rin'-gah*, *mi'-ringks*) [L.]. The membrana tympani.

**Myringitis** (*mi-rin'-jit-tis*) [*myringa*, *myrinx*, membrana tympani; *itis*, inflammation]. Inflammation of the membrana tympani.

**Myringodectomy** (*mi-rin-go-dek'-to-me*) [*myringa*, *myringa*; *ἐκτομή*, excision]. Excision of a part or of the whole of the membrana tympani.

**Myringomycosis** (*mi-rin'-go-mi-ko'-sis*) [*myringa*, membrana tympani; *μύκης*, fungus]. A fungous growth within the meatus, or on the myringa; also the diseased condition in which such a growth is seen. **M. aspergillina**, Wreden's term for *Otomycosis*, *q. v.*

**Myringoplastic** (*mi-rin'-go-plas'-tik*) [*myringa*, membrana tympani; *πλαστικός*, formed]. Pertaining to myringoplasty. **M. Method**, a method for the cure of

- dry perforation of the ear-membrane, recommended by Berthold, and attended with some success. A piece of sticking-plaster is first laid over the perforation and then pulled off in order to cause irritation of the margins. After this a piece of skin from the arm or elsewhere, or the skin of a hen's egg, is applied to the orifice and the ear carefully plugged.
- Myringoplasty** (*mi-rin'-go-plas-te*) [*myringa*, tympanic membrane; *πλασσειν*, to shape]. Plastic surgery of the membrana tympani.
- Myringotomē** (*mi-rin'-go-tōm*) [*myringa*, myringa; *τομή*, a cutting]. A knife-like instrument used in incision or removal of the membrana tympani.
- Myringotomy** (*mi-rin'-go't-o-mē*) [*myringa*, tympanic membrane; *τομή*, a cutting]. Incision of the tympanic membrane.
- Myriosporous** (*mir'-e-os'-po-rus*) [*μυρίος*, numberless; *σπόρος*, seed]. In biology, producing many spores.
- Myrisma** (*mi-riz'-mah*) [*μύρισμα*]. An anointing.
- Myristate** (*mi'-ris-tāt*) [*μυριστικός*, fit for anointing]. A salt of myristic acid.
- Myristic Acid** (*mi-ris'-tik*) [*μυριστικός*, fit for anointing],  $C_{14}H_{28}O_2$ . A monobasic acid found in *Myristica fragrans*, in cocoanut oil, in spermaceti, etc.
- Myristica** (*mi-ris'-tik-ah*) [*μυριστικός*, fit for anointing]. Nutmeg. The kernel of the seed of *M. fragrans*, indigenous to the East Indies. Also, the fleshy covering of the fruit called mace. Its properties are due mainly to the volatile oil. It is an aromatic stomachic and tonic, and in large doses a powerful narcotic. The oil is sometimes employed as a rubefacient in paralysis and rheumatism, and is much used as a condiment. Dose gr. v-xx. **M.**, **Oleum**, the volatile oil. Dose mj-v. **M.**, **Spiritus**, a three per cent. solution in alcohol. Dose ʒj-ij.
- Myristicated Liver** (*mi-ris'-tik-a-ted*). Nutmeg liver, *q. v.*
- Myristication** (*mi-ris'-tik-a'-shun*) [*μυρίζειν*, to anoint]. The development of a nutmeg condition of the liver.
- Myristicin** (*mi-ris'-tis-in*) [*μυρίζειν*, to anoint]. A peculiar fatty body contained in nutmeg.
- Myristicol** (*mi-ris'-tik-ol*) [*μυρίζειν*, to anoint; *oleum*, oil],  $C_{10}H_{16}O$ . An oily substance extracted from oil of nutmeg.
- Myristin** (*mi-ris'-tin*) [*μυρίζειν*, to anoint]. A compound of glycerin and myristic acid.
- Myristone** (*mi-ris'-tōn*) [*μυρίζειν*, to anoint]. The ketone of myristic acid.
- Myrmecia** (*mur'-me'-se-ah*) [*μυρμηκία*, ants' nest; *μύρμηξ*, ant]. A warty growth on the palm or sole.
- Myrmeciasis** (*mur-me-si'-as-is*) [*μύρμηξ*, ant]. Formication.
- Myrmecismus, Myrmecium** (*mur-me-siz'-mus*, *mur-me'-se-um*). Synonym of *Myrmeciasis*.
- Myrmecology** (*mur-me-kol'-o-jē*) [*μύρμηξ*, an ant; *λόγος*, science]. That department of biologic science which treats of ants.
- Myrmecophilous** (*mur-me-koff'-il-us*) [*μύρμηξ*, ant; *φίλος*, loving]. In biology, ant-loving. Applied to such plants as are cross-fertilized by means of ants, or to such insects as live in ant-hills.
- Myrmecosis** (*mur-me-ko'-sis*). Synonym of *Myrmeciasis*.
- Myrobalan** (*mi-rob'-al-an*) [*μύρον*, ointment; *βάλανος*, nut]. Also *Myrobalan*. The fruit of several species of *Terminalia* found in India, and other eastern countries, and used in leather-manufactures. The tannin occurs in the pulp that surrounds the kernel. It is generally used in combination with other tanning materials, to modify the objectionable color which some of the latter impart to the leather. By itself it produces a soft and porous tannage. See *Myrobalanus*. Myrobalan was formerly, and is still locally, much used in medicine. Commercially it is divided into several sorts, citrine, embic, belleric, etc. Unof.
- Myrobalanus** (*mi-ro-bal'-an-us*) [*μύρον*, ointment; *βάλανος*, nut]. The embic myrobalan; the fruit of *Phyllanthus emblica*, of Southern Asia. It has a slight laxative followed by an astringent effect, and is highly recommended in dysentery and chronic diarrhea. Botanically, this is not a true myrobalan. Dose ʒij-ʒj. Unof.
- Myronate** (*mi'-ron-at*) [*μύρον*, an ointment]. A salt of myronic acid.
- Myronic Acid** (*mi-ron'-ik*). See *Acid*.
- Myrophorum** (*mi-roff'-or-um*) [*μύρον*, ointment; *φέρειν*, to carry]. An instrument for applying ointments to narrow openings or parts of the body difficult of access.
- Myrosin** (*mi-ro'-sin*) [*μύρον*, ointment]. An albuminous ferment obtainable from mustard-seed, which liberates the oil of mustard from potassium myronate.
- Myroxylon** (*mi-roks'-il-on*) [*μύρον*, balsam; *ξύλον*, wood]. A genus of tropical leguminous trees. **M. pereiræ** yields balsam of Peru, and **M. toluiferum** affords the balsam of tolu.
- Myrrh** (*mur*) [*μύρρα*, myrrh]. The resinous substance obtained from *Commiphora myrrha*, indigenous to Arabia. In small doses it is a stimulant, in large doses an irritant, to the gastro-intestinal membrane. It is valuable in amenorrhea and bronchial catarrh, and makes an excellent mouth-wash and lotion for spongy gums. It is used chiefly in dentifrices. Dose gr. x-xxx. **M.**, **Tinct.**, 20 per cent. Dose mj-x-xxx.
- Myrrhic Acid** (*mur'-ik*) [*μύρρα*, myrrh],  $C_{24}H_{32}O_4$ . A liquid substance obtained from myrrhin.
- Myrrhin** (*mur'-in*) [*μύρρα*, myrrh],  $C_{24}H_{32}O_5$ . A resin contained in myrrh.
- Myrrhol** (*mur'-öl*) [*μύρρα*, myrrh; *oleum*, oil],  $C_{22}H_{32}O_2$ . A yellow volatile oil derived from myrrh.
- Myrtiform** (*mur'-tif-orm*) [*myrtum*, a myrtle-berry; *forma*, form]. Shaped like a myrtle-berry or myrtle-leaf. **M. Caruncles**. See *Caruncula*. **M. Fossa**, a shallow pit between the edge of the pyriform aperture of the superior maxilla above, and the sockets of the front teeth of the upper jaw below.
- Myrtillus** (*mur-till'-us*) [*myrtus*, *μύρτος*, the myrtle]. The juice of the common bilberry (*Vaccinium myrtillus*), used for staining histologic sections.
- Myrtle** (*mur'-tl*) [*myrtus*, *μύρτος*, the myrtle]. A popular name for several plants of the genera *Myrtus*, *q. v.* and *Myrica*, *q. v.* The wax-myrtles belong to the genus *Myrica*. **M.-wax**, a solid fat obtained by pressure from the berries of *Myrica cerifera*, having a specific gravity of 1.005 at 15° C., and fusing at from 45° to 46°C. It is used as a substitute for beeswax in pharmacy and particularly in candle-making. Several other species of this genus (see *Myrica*) afford myrtle-wax.
- Myrtol** (*mur'-tol*) [*myrtus*, *μύρτος*, myrtle; *oleum*, oil]. A constituent of the essential oil of *Myrtus communis* (see *Myrtus*); it is useful in bronchitis, vaginitis, and urethritis, and as a sedative and antiseptic. Dose gtt. iv-xvj, in capsules. Unof.
- Myrtus** (*mur'-tus*) [*myrtus*, *μύρτος*, myrtle]. A genus of trees, shrubs, and vines, found in various parts of the world. **M. communis**, classic myrtle, which has leaves that afford myrtol, *q. v.* The plant was formerly much used as an astringent. Unof.
- Mysiology** (*mis-e-ol'-o-jē*). Synonym of *Myology*.
- Mysophobia** (*mi-so-fō'-be-ak*) [*μῦσος*, filth; *φόβος*, dread]. A form of insanity characterized by a dread of contact, or of dirt; rupophobia.
- Mystax** (*mis'-taks*) [*μύσταξ*, the upper lip]. The upper lip. Also, the moustache. In biology, applied to



the conspicuous tuft of hairs immediately over the mouth in certain diptera (*Asilidae*).

**Mytacism** (*mit'-as-izm*). See *Mutacism*.

**Mytilotoxin** (*mit-il-o-toks'-in*) [*μυτίλος*, mussel; *τοξικόν*, poison],  $C_6H_{13}NO_2$ . A poisonous ptomain that has been prepared from the common mussel; it is similar to curara. See *Ichthyism*, and *Ptomains*, *Table of*.

**Mytilus** (*mit'-il-us*) [*μυτίλος*, a sea-mussel]. Mussel, a lamellibranchiate mollusc. **M. edulis**, the edible mussel. Under certain conditions, mussels are very poisonous, either because of some change in their juices, induced by modification of their environment, or because a poisonous species is mixed with a non-poisonous one. Edible mussels become poisonous in filthy water, while poisonous ones are deprived of their toxicity after a prolonged sojourn in good water.

**Mytome** (*mit'-tōm*). See *Chromatin* and *Mitome*.

**Myurous** (*mi-ū'-rus*) [*μῦς*, mouse; *οὐρά*, a tail]. Tapering like the tail of the mouse; a qualification applied to the pulse when it is progressively growing feeble.

**Myxa** (*miks'-ah*) [*μύξα*, mucus]. Mucus.

**Myxadenitis** (*miks-ad-en-it'-tis*) [*μύξα*, mucus; *ἀδήν*, gland; *ιτις*, inflammation]. Inflammation of a mucous gland.

**Myxadenoma** (*miks-ad-en-o'-mah*). Synonym of *Myxoadenoma*.

**Myxangitis** (*miks-an-ji'-tis*) [*μύξα*, mucus; *ἀγγεῖον*, vessel; *ιτις*, inflammation]. Inflammation of the duct of a mucous gland.

**Myxedema** (*miks-e-de'-mah*) [*μύξα*, mucus; *οἰδημα*, edema]. *Adult Sporadic Cretinism*; *Pachydermic Cachexia*; *Cachexia strumipriva*; a disease characterized by the collection of a mucus-like substance in and about the connective tissue of the body, and by atrophy of the thyroid gland. There is a characteristic cretinoid physiognomy; the body is bulky and unyielding; the skin dry, scaly, and thickened. Speech is slow, monotonous, and guttural; there is marked intellectual torpor, and insanity is likely to develop. The disease is a chronic one, and the tendency is from bad to worse; it is more common in women than in men, and usually occurs between the ages of thirty and sixty-five. Nothing is known positively as to the etiology. It is sometimes induced by surgical interference with or by ablation of the thyroid gland. A similar state has been produced in animals by extirpation of the thyroid gland. Improvement, and, in some cases, cure has been achieved by the therapeutic administration of sheep's thyroids or their extracts.

**Myxedematoid** (*miks-e-de'-mat-oid*) [*μύξα*, mucus; *οἰδημα*, edema; *ειδος*, like]. Resembling myxedema.

**Myxedematous** (*miks-e-de'-mat-us*) [*μύξα*, mucus; *οἰδημα*, edema]. Pertaining to, affected with, or of the nature of, myxedema.

**Myxemia** (*miks-e'-me-ah*) [*μύξα*, mucus; *αἷμα*, blood]. An accumulation of mucin in the blood.

**Myxeurysma** (*miks-u-ri'-mah*) [*μύξα*, mucus; *εὐρύνειν*, to widen]. Cavernous lymphangioma.

**Myxiosis** (*miks-e-o'-sis*) [*μύξα*, mucus]. A mucous discharge.

**Myxoadenoma** (*miks-o-ad-en-o'-mah*) [*μύξα*, mucus; *ἀδήν*, gland; *δμα*, tumor]. An adenoma that has in part undergone myxomatous degeneration; an adenoma of a mucous gland.

**Myxochondroma** (*miks-o-kon-dro'-mah*) [*μύξα*, mucus; *χόνδρος*, cartilage; *δμα*, tumor: *pl.*, *Myxochondromata*]. A tumor containing mucous and cartilaginous elements.

**Myxochondrosarcoma** (*miks-o-kon-dro-sar-ko'-mah*) [*μύξα*, mucus; *χόνδρος*, cartilage; *σάρξ*, flesh; *δμα*,

tumor]. A mixed tumor containing myxomatous and cartilaginous tissue and embryonal connective tissue.

**Myxocylindroma** (*miks-o-sil-in-dro'-mah*) [*μύξα*, mucus; *κύλινδρος*, cylinder; *δμα*, tumor]. A myxomatous sarcoma in which the myxomatous tissue is disposed in the meshes of the sarcoma.

**Myxocystitis** (*miks-o-sis-ti'-tis*) [*μύξα*, mucus; *κίστις*, bladder; *ιτις*, inflammation]. Inflammation of the mucous membrane of the bladder.

**Myxodes** (*miks-o'-dez*) [*μύξα*, mucus; *ειδος*, like]. Resembling mucus.

**Myxoendothelioma** (*miks-o-en-do-the-le-o'-mah*) [*μύξα*, mucus; *ἐνδον*, within; *θηλή*, a nipple; *δμα*, tumor: *pl.*, *Myxoendotheliomata*]. An endothelioma that contains myxomatous tissue.

**Myxofibroma** (*miks-o-fi-bro'-mah*) [*μύξα*, mucus; *fibra*, fiber; *δμα*, tumor: *pl.*, *Myxofibromata*]. A fibroma that has in part undergone myxomatous degeneration.

**Myxoglioma** (*miks-o-gli-o'-mah*) [*μύξα*, mucus; *γλία*, glue; *δμα*, tumor: *pl.*, *Myxogliomata*]. A glioma with myxomatous elements.

**Myxoid** (*miks'-oid*) [*μύξα*, mucus; *ειδος*, like]. Like mucus.

**Myxoinoma** (*miks-o-in-o'-mah*) [*μύξα*, mucus; *ις*, a fiber; *δμα*, a tumor]. A benign form of inoma, with myxomatous elements.

**Myxolipoma** (*miks-o-lip-o'-mah*) [*μύξα*, mucus; *λίπος*, fat; *δμα*, tumor: *pl.*, *Myxolipomata*]. A fatty tumor that has in part undergone myxomatous change.

**Myxoma** (*miks-o'-mah*) [*μύξα*, mucus; *δμα*, tumor: *pl.*, *Myxomata*]. A connective-tissue tumor the consistency of which is similar to the jelly of Wharton of the umbilical cord. It consists of a gelatinous, mucin-containing intercellular substance, in which are scattered peculiar branched or stellate cells.

**Myxomatodes** (*miks-o-mat-o'-dez*) [*μύξα*, mucus; *δμα*, tumor]. Characterized by myxomatous degeneration.

**Myxomatous** (*miks-o'-mat-us*) [*μύξα*, mucus; *δμα*, tumor]. Of the nature of, or pertaining to, myxoma.

**M. Degeneration**, the same as mucoid degeneration. It attacks epithelium and connective tissue, giving rise to the production of a gelatinous substance containing mucin. In epithelial tissue the cells only are affected; in connective tissue the intercellular substance. **M. Degeneration of the Placenta**. See *Mole*.

**Myxomycetes** (*miks-o-mi-se'-tez*) [*μύξα*, mucus; *μύκης*, fungus]. A genus of slime-fungi found in decaying wood and moss.

**Myxoneuroma** (*miks-o-nu-ro'-mah*) [*μύξα*, mucus; *νεῦρον*, nerve; *δμα*, tumor: *pl.*, *Myxoneuromata*]. 1. A glioma. 2. A neuroma with mucous elements.

**Myxopodia** (*miks-o-po'-de-ah*) [*μύξα*, mucus; *πούς*, (*ποδ-*) a foot]. In biology, a form of pseudopod, protrusible, retractile, soft, fusing with neighboring pseudopodia into a network, and, in many *Rhizopoda*, often collecting by flowing together outside the body, into small masses at the points where they meet with food. They are characteristic of the *Rhizopoda* and most *Radiolaria*, and are to be distinguished from *Axopodia*.

**Myxorrhœa** (*miks-or-e'-ah*) [*μύξα*, mucus; *ροία*, a flow]. A copious mucous discharge.

**Myxosarcoma** (*miks-o-sar-ko'-mah*) [*μύξα*, mucus; *σάρξ*, flesh; *δμα*, tumor]. A sarcoma that has in part undergone myxomatous degeneration.

**Myxospore** (*miks'-o-spor*) [*μύξα*, mucus; *σπόρος*, seed]. In biology, a spore produced in the midst of a gelatinous mass without a distinct ascus or basidium.

**Myxosporidia** (*miks-o-spor-id'-e-ah*) [*μύξα*, mucus;

σπόρος, seed]. A group or order of *Sporozoa*, found as parasitic bodies in the muscles and epithelia of fishes; they produce a psorospermiosis which is frequently wide-spread and destructive.

**Myxotheca** (*miks-o-the'-kah*) [μύξα, mucus; θήκη, a

sheath: *pl.*, *Myxotheca*]. In biology, the horny sheath of the tip of the lower mandible of a bird.

**Myzesis** (*mi-ze'-sis*) [μύζειν, to suck]. Synonym of sucking.

## N

**N** The symbol of nitrogen; also, the sign of the index of refraction.

**N. A.** Abbreviation for numerical aperture.

**N. F.** National Formulary; a collection of formulas issued by the American Pharmaceutical Association as a kind of supplement to the U. S. Pharmacopeia.

**Na.** Symbol of sodium or sodium.

**Ni.** The symbol for nickel.

**Nabalus** (*nab'-al-us*) [νάβλα, a harp]. A genus of composite-flowered plants; by some considered a section of *Prenanthes*. There are many American species, called *drop-flower* and *rattlesnake-root*. A poultice of the pounded fresh leaves of *N. altissimus*, or "white lettuce," of N. America, has been used as an application to ulcers, gangrenous sores, etc. Unof.

**Naboth, Cysts of, N., Glands of.** See *Gland.* **N.'s Menorrhagia**, a serous discharge from the vagina in pregnant women.

**Nabothian Ovule** (*na-bo'-the-an*). See *Ovule*.

**Nacre** (*na'-ker*) [Ar., *nakir*, hollowed out]. Mother-of-pearl.

**Nacreus** (*na'-kre-us*) [Ar., *nakir*, hollowed out]. Resembling nacre or mother-of-pearl.

**Nægele's Fluids.** Fluid culture-media. 1. Water 100 c.c., ammonium tartrate 1 gm., potassium biphosphate 0.1 gm., magnesium sulphate 0.02 gm., calcium chlorid 0.01 gm. 2. Water 100 c.c., albumin-peptone 1 gm., potassium biphosphate 0.2 gm., magnesium sulphate 0.04 gm., calcium chlorid 0.02 gm. 3. Water 100 c.c., cane-sugar 3 gm., ammonium tartrate 1 gm., potassium bitartrate 0.21 gm., magnesium sulphate 0.04 gm., calcium chlorid 0.02 gm. Filter and sterilize. **N.'s Obliquity of the Head**, lateral flexion of the fetal head toward the mother's sacral bone, the left ear approaching the left shoulder, and the right parietal bone presenting in a left occipito-anterior position. It is the third step in the mechanism of delivery. See *Obliquity*. **N.'s Rule**, for predicting the date of confinement: "Count back three months from the date of cessation of the last menstrual flow, and add seven days." Hirst modifies this by counting from the date of appearance, believing that the result will be more accurate. **N.'s Pelvis.** See *Pelvis, Female, Deformities of*. **N.'s Theory.** See *Heredity*.

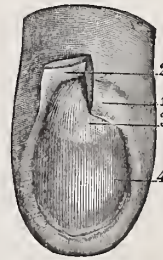
**Nævoid** (*ne'-void*). See *Nevoid*.

**Nævose** (*ne'-väs*). See *Nevose*.

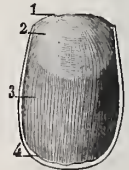
**Nævus** (*ne'-vus*). See *Nevus*.

**Nail** (*nāl*) [ME., *naile*, a nail]. The horny lamina covering the dorsal aspect of the end of each finger and toe. **N.-area**, a thickening of the epitrichium over the end of the digit, marked out quite definitely by a limiting groove that persists more or less distinctly throughout life. It first appears in the human embryo about the beginning of the third month. **N.-bed**, the depression in which the nail rests. **N.-bone**, the lacry-

mal bone or os unguis. **N.-brush**, a hand brush for cleaning the finger-nails. **N.-culture**, a term applied in bacteriology to a stab-culture showing a growth along the needle-track, and on the surface a button-like projection, giving the appearance of a nail driven into the gelatin. **N.-file**, a small single-cut file for trimming the finger-nails. **N.-fold**, the portion of epi-

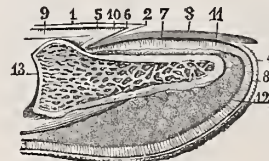


UNGUAL EXTREMITY OF FINGER, SHOWING NAIL.



CONCAVE ASPECT OF NAIL.

1. Fold of skin covering root of nail. 2. Incised and turned back. 3. Semilunar portion of subungual skin. 4. Portion corresponding to body of nail.



LONGITUDINAL SECTION OF UNGUAL EXTREMITY OF FINGER, SHOWING NAIL.

1. Its proximal border. 2. Portion corresponding to lunula. 3. Body. 4. Free distal border.

1. Corneous layer of epidermis of dorsal aspect. 2. Reflection of this layer upon nail. 3. Superficial layer of nail. 4. Corneous layer of epiderm of pulp of finger. 5. Rete Malpighii of dorsal aspect. 6. Reflection of this layer. 7. Second reflection. 8. Rete Malpighii of pulp of finger. 9. Derma of dorsal aspect. 10. Reflection of derma. 11. Second reflection of derma. 12. Derma of palmar aspect of finger. 13. Ungual phalanx.

dermis that covers the root and edges of the nail. **N.-groove**, the depression for the insertion of the nail. **N., Hang**, a little shred of skin hanging from the finger at the side of the nail. Hang-nails are sometimes quite painful, and the little wounds offer entrance to septic matter. **N., Infleshed, Ingrowing, or Ingrown**, an overlapping of the nail by the flesh, from pressure, attended with ulceration. **N.-matrix**, the proximal end of the *N.-bed*; the structure from which the nail grows. **N.-pad**. The same as *N.-rampart*. **N.-plate**, the volar side of a claw. **N.-rampart**, the epidermic border against which the margin of the nail rests. **N., Reedy, N., Striated**, a nail presenting longitudinal furrows. **N.-root**, the portion of the nail attached to the *N.-matrix*. **N., Spring**. Same as *Hang-nail*. **N., Turtle-back**, a



name given by S. Weir Mitchell to a nail curved in all directions; it is a condition seen in certain trophic disturbances. **N.-wall.** The same as *N.-rampart*.

**Nailers' Consumption.** See *Siderosis*.

**Nail-smiths' Cramp.** See *Cramp*.

**Naked** (*na'-ked*) [ME., *naked*, *naked*]. Unclothed; nude. **N. Broomrape.** See *Aphyllon*. **N. Eye,** the eye unaided by a magnifying instrument.

**Nakra** (*na'-krah*) [Beng.]. A Bengalese disease resembling influenza.

**Nalardofi** (*nal-ar-dō'-fē*) [native Iceland]. In Iceland, an endemic numbness of the hands, probably caused by the milking of ewes.

**Namangitis** (*nam-an-jī'-tis*). Synonym of *Lymphangitis*.

**Nameless Crime.** The name given to perversion of the genetic instinct, by which sexual gratification is secured in other than the normal way, as by buccal or anal coitus, etc.

**Nanander** (*nan-an'-der*) [*vāvos*, a dwarf; *ἀνήρ*, male]. Same as *Micrander*.

**Nancy Method.** See *Hypnotism*.

**Nanism** (*nan'-izm*) [*vāvos*, dwarf]. Abnormal smallness of size from arrested development. Dwarfishness.

**Nanization** (*nan-iz-a'-shun*) [*vāvos*, a dwarf]. In biology, artificial dwarfing, as practised by the Japanese on certain trees.

**Nanocephalia** (*nan-o-sef'-al-le-ah*) [*vāvos*, dwarf; *κεφαλή*, head]. The condition of being nanocephalous.

**Nanocephalism** (*nan-o-sef'-al-izm*). See *Nanocephalia*.

**Nanocephalous** (*nan-o-sef'-al-us*) [*vāvos*, dwarf; *κεφαλή*, head]. Possessing a dwarfed or diminutive head.

**Nanocephaly** (*nan-o-sef'-al-e*). See *Nanocephalia*.

**Nanocormia, Nanocormus**, (*nan-o-kor'-me-ah*, *nan-o-kor'-mus*) [*vāvos*, dwarf; *κορμός*, trunk]. 1. A monstrosity possessing a dwarfed trunk. 2. A dwarfed condition of the trunk.

**Nanoid** (*nan'-oid*) [*vāvos*, dwarf; *εἶδος*, like]. Dwarf-like.

**Nanomelia, Nanomelus** (*nan-o-me'-le-ah*, *nan-om'-el-us*) [*vāvos*, dwarf; *μέλος*, limb]. A fetal monstrosity characterized by undersized limbs.

**Nanophyes** (*nan-off'-e-ē*) [*vāvos*, dwarf; *φύειν*, to grow]. Dwarfish.

**Nanosomia** (*nan-o-so'-me-ah*). See *Microsomia*.

**Nanosomus** (*nan-o-so'-mus*) [*vāvos*, dwarf; *σῶμα*, body]. One dwarfed in body.

**Nanus** (*nan'-us*) [*vāvos*, a dwarf]. 1. A dwarf. One of less than ordinary stature. 2. Dwarfish; stunted; very small.

**Nape** (*nāp*) [ME., *nape*, *nape*]. The back part of the neck; the nucha.

**Napellin** (*na-pel'-in*) [*napellus*, dim. of *napus*, a turnip],  $C_{25}H_{39}NO_{11}$ . An alkaloid from *Aconitum napellus*. It is an anodyne and antineuralgic. Dose, gr.  $\frac{1}{6}$ – $\frac{1}{2}$ . See *Aconite*.

**Napellus** (*na-pel'-us*) [L., dim. of *napus*, a turnip]. Aconitum napellus, *q. v.*

**Naphtha** (*naf'-thah*) [*vāḥṭha*, asphaltum]. Danforth's oil; a product obtained from petroleum, boiling at 80° to 110° C.; specific gravity .690 to .700 or 76° to 70° B. It is used for burning in vapor-stoves and street-lamps, as a solvent for resins in making varnishes, and in the manufacture of oilcloths.

**Naphthalene** (*naf'-thal-ēn*) [*vāḥṭha*, asphaltum],  $C_{10}H_8$ . One of the principal constituents of coal-tar, occurring in it in various proportions of from five to ten per cent.; it is also formed when the vapors of organic substances are passed through tubes heated to redness. The specific gravity of naphthalene when solid is 1.158; at its melting-point (79.2° C.) the specific gravity is 0.978;

it boils at 216.6° C. The odor is pleasant, though characteristic. Naphthalene crystallizes in large, silvery, brilliant, thin, rhombic plates, that are feebly soluble in hot, but insoluble in cold water, though easily soluble in methyl and ethyl alcohols, chloroform, ether, and benzene. It is employed in the manufacture of a large series of coloring-matters; as an enricher of illuminating gas; and when specially refined, as a substitute for ordinary camphor in preventing the ravages of insects in woollen goods. It is an antiseptic, and, internally, an active expectorant; it is useful as a dressing for indolent sores, and, internally, in pulmonary catarrh. Dose, gr. ij–x in emulsion, or in pill, gr.  $\frac{2}{3}$ , given every hour. In large doses it is toxic, causing emesis and purgation. Unof. **N.-red**,  $C_{30}H_{21}N_4Cl$ ; magdala-red; a safranin of naphthalene. It is a dark-brown powder that dissolves very readily in alcohol with a bluish-red coloration. It imparts a beautiful rose-red color to silk. **N.-yellow.** See *Pigments, Conspectus of*.

**Naphthalidin** (*naf'-thal'-id-in*) [*vāḥṭha* asphaltum],  $C_{10}H_9N$ . An amin derivative of naphthalene, occurring in two isomeric forms.

**Naphthalin** (*naf'-thal-in*) [*vāḥṭha*, asphaltum]. Same as *Naphthalene*. **N. Dye-stuffs.** See *Pigments, Conspectus of*. **N.-red**, **N.-scarlet**, **N.-violet.** See *Pigments, Conspectus of*.

**Naphthalol** (*naf'-thal'-ol*) [*vāḥṭha*, asphaltum; *oleum*, oil],  $C_8H_7OH.COOC_{10}H_7$ . A salicylic-acid derivative of  $\beta$ -naphthol.

**Naphthamein** (*naf'-tham-e'-in*). See *Pigments, Conspectus of*.

**Naphthene** (*naf'-thēn*) [*vāḥṭha*, asphaltum],  $C_{20}O_6$ . A hypothetical substance existing in many naphthalin compounds. The naphthenes are hydrocarbons present in German oils, and are also contained in Caucasian petroleum; they are insoluble in sulphuric acid; octonaphthene,  $C_8H_{16}$ , and nono-naphthene,  $C_9H_{18}$ , are well known; the naphthenes are considered identical with the benzene hexa-hydrids.

**Naphthylamin** (*naf'-thil'-am-in*). Same as *Naphthalidin*.

**Naphthylcarbamid** (*naf'-thil'-kar'-bam-id*). See *Naphthylurea*.

**Naphthylene** (*naf'-thil-ēn*) [*vāḥṭha*, asphaltum]. Synonym of *Naphthene*. **N.-blue.** See *Pigments, Conspectus of*.

**Naphthylurea** (*naf'-thil'-u'-re-ah*) [*vāḥṭha*, asphaltum; *οὖρον*, urine]. A substance that appears in the urine after free administration of naphthalin; it colors the excretion brown. With acetic acid it gives a rose color; with sulphuric acid it has a green reaction.

**Naphtol**, or **Alpha-naphtol** (*naf'-tol*) [*vāḥṭha*, asphaltum],  $C_{10}H_7OH$ . A substance that results from  $\alpha$ -naphthylamin by means of the diazo-compound. It is soluble with difficulty in hot water, readily in alcohol and ether, crystallizes in shining needles, and has the odor of phenol. It melts at 95° C., and boils at 278°–280° C. It is used in the preparation of alpha-oxynaphtic acid. **N.**,  **$\beta$ .**, or **Beta-naphtol**,  $C_{10}H_7OH$ , is formed from  $\beta$ -naphthylamin. It is readily soluble in hot water; it crystallizes in leaflets, melting at 122° C., and boiling at 286° C. **N.-blue.** See *Pigments, Conspectus of*. **N.-camphor**, a mixture of  $\beta$ -naphtol one part, with camphor two parts. It is antiseptic, and is used in diphtheria and pulmonary tuberculosis. Unof. **N.-green**, **N.-violet**, **N.-yellow.** See *Pigments, Conspectus of*.

**Napifolious** (*na-pif'-o'-le-us*) [*napus*, a turnip; *folium*, a leaf]. In biology, having leaves like those of the turnip.

**Napiform** (*na'-pif'-orm*) [*napus*, a turnip; *forma*, form]. Turnip-shaped.

**Napkin** (*nap'-kin*) [ME., *napkyn*, a napkin]. 1. A handkerchief. 2. A diaper. 3. A cloth used by menstruating women. **N.-holder**, an instrument used by dentists for holding a napkin in position within the mouth while a filling is being inserted in a tooth.

**Naples** (*na'-pls*) [Ital.]. A city of southern Italy. **N. Fever**. A synonym of *Fever*, *Typhoid*. **N. Green**. See *Pigments*, *Conspectus of*. **N. Red**. Same as *Ocher*. **N. Yellow**. See *Pigments*, *Conspectus of*.

**Napoleon Blue**. See *Pigments*, *Conspectus of*.

**Narceia** (*nar-se'-yah*). Same as *Narcein*.

**Narcein** (*nar'-se-in*) [*νάρκη*, numbness],  $C_{23}H_{29}NO_9$ . An alkaloid contained in opium. It is sparingly soluble in water and alcohol, and forms fine, silky, inodorous, bitter crystals. It is sometimes used in medicine as a substitute for morphin. Dose gr.  $\frac{1}{4}$ . Unof.

**Narceinic Acid** (*nar-se-in'-ik*) [*νάρκη*, numbness],  $C_{15}H_{15}NO_8 + 3H_2O$ . An oxidation-product of narcein; it is a tribasic acid.

**Narceina** (*nar-se'-mah*). Synonym of *Narcosis*.

**Narcesis** (*nar-se'-sis*). Synonym of *Narcosis*.

**Narcissus** (*nar-sis'-us*) [*νάρκισσος*, narcissus, so called from its narcotic qualities]. A genus of monocotyledonous plants. **N. pseudo-narcissus** Linn, common daffodil or chalice-flower, used as a diuretic. Unof.

**Narcitin** (*nar'-sit-in*). Synonym of *Pseudo-narcissin*.

**Narcobhypnia** (*nar-ko-hip'-ne-ah*) [*νάρκη*, stupor; *ἀγρυπνέειν*, to awake]. Waking numbness; a peculiar state in which the patient has a sense of numbness on awaking.

**Narcolepsy** (*nar'-ko-lep-se*) [*νάρκη*, stupor; *λαμβάνειν*, to seize]. A term applied to the sudden but short attacks of deep sleep occasionally accompanying epilepsy, gouty, diabetic, and other affections. See also *Nelavan* and *Filariasis*.

**Narcoleptic** (*nar-ko-lep'-tik*) [*νάρκη*, stupor; *λαμβάνειν*, to seize]. Affected with narcolepsy.

**Narcoma** (*nar-ko'-mah*) [*νάρκη*, stupor]. The stupor produced by the use of a narcotic.

**Narcomania** (*nar-ko-ma'-ne-ah*) [*νάρκη*, stupor; *μανία*, mania]. Insanity characterized by stupor.

**Narcomatous** (*nar-ko'-mat-us*) [*νάρκη*, stupor]. Pertaining to, affected with, or of the nature of, narcoma.

**Narcopepsia**, **Narcopepsis** (*nar-ko-pep'-se-ah*, *nar-ko-pep'-sis*) [*νάρκη*, stupor; *πέψις*, digestion]. Slow or torpid digestion.

**Narcorthopnea** (*nar-kor-thop-ne'-ah*) [*νάρκη*, stupor; *ὀρθός*, straight; *πνοία*, breathing]. Orthopnea accompanied by stupor.

**Narcose** (*nar'-kōz*) [*νάρκη*, stupor]. In a condition of stupor.

**Narcosis** (*nar-ko'-sis*) [*νάρκωσις*, numbness]. The deadening of pain, or the production of incomplete or complete anesthesia by the use of narcotic agents, such as the anesthetics, opium, and other drugs.

**Narcospasmos** (*nar-ko-spaz'-mos*) [*νάρκη*, stupor; *σπασμός*, spasm]. Spasm accompanied by stupor.

**Narcotic** (*nar-ko'-ik*) [*ναρκωτικός*, from *ναρκοῖν*, to benumb]. 1. Producing stupor. 2. A drug that produces narcosis.

**Narcotin** (*nar'-kot-in*) [*ναρκωτικός*, narcotic],  $C_{22}H_{23}NO_7$ . An alkaloid of opium, separated from morphin by potassium hydroxid. It crystallizes from alcohol in shining prisms, and melts at  $176^\circ C$ . It is said to be sudorific and antipyretic, but has no narcotic or hypnotic effects. Dose, gr. j–ij. Unof.

**Narcotism** (*nar'-kot-izm*) [*ναρκωτικός*, narcotic; from *νάρκη*, stupor]. The condition resulting from the continued use of a narcotic.

**Narcurethritis** (*nar-ku-re-thri'-tis*). Synonym of *Gleet*.

**Nard** [*νάρδος*, nard]. See *Spikenard*.

**Nardine**, **Nardy** (*nar'-din*, *nar'-de*) [*νάρδος*, nard]. Pertaining to, or redolent of, nard.

**Naregamia** (*nar-eg-a'-me-ah*) [E. Ind.]. Goanese *Ipecacuanha*; the bark of *N. alata*, having properties due to an alkaloid, *naregamin*. It is useful in bilious disorders and rheumatism. The alkaloid has proved valuable in dysentery. Dose gr. xv. Dose of the tincture (1 to 4) as an alterative  $\mathfrak{M}$ v–x; as an emetic,  $\mathfrak{M}$ xv–xxx. Unof.

**Naregamin** (*nar-eg'-am-in*) [*naregamia*]. An alkaloid contained in *Naregamia alata*.

**Narial** (*na'-re-al*). Synonym of *Nasal*.

**Naricorn** (*na'-rik-orn*) [*naris*, nostril; *cornu*, horn]. In biology, the horny nasal case or rhinotheca of certain birds.

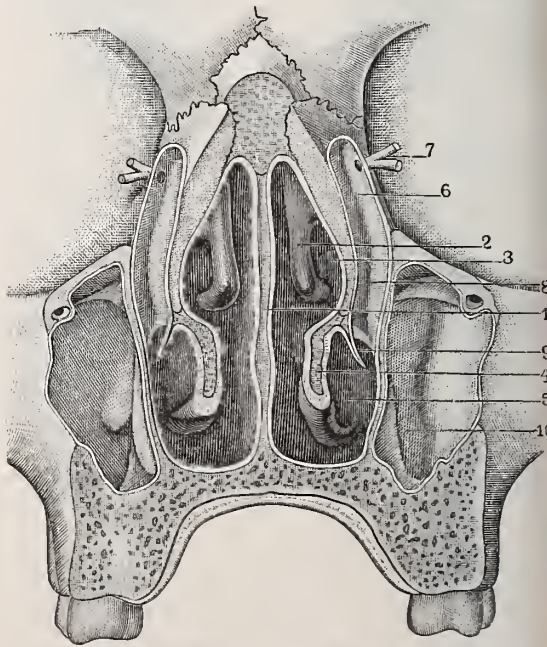
**Nariform** (*na'-rif-form*) [*naris*, nostril; *forma*, form]. Shaped like a nostril.

**Narine** (*na'-rin*) [*naris*, a nostril]. Narial; pertaining to the nostrils.

**Naris** (*na'-ris*) [L.: *pl*, *Nares*]. The nostril. See *Nasal Fosse*. **N., Anterior**, the nostrils. **N., Internal**, **N., Posterior**, the posterior openings of the nasal cavities, through which they connect with the pharyngeal cavity.

**Narthex** (*nar'-theks*) [*νάρθηξ*, narthex]. The genus *Terula*; also a splint for the leg.

**Nasal** (*na'-zal*) [*nasus*, the nose]. Pertaining to the nose. **N. Angle**. See *Angle*. **N. Artery**. See *Arteries*, *Table of*. **N. Bones**, the two small bones forming the arch of the nose. See *Bones*, *Table of*.



TRANSVERSE SECTION OF THE NASAL FOSSÆ.

1. Nasal septum. 2. Anterior extremity of middle turbinated bone. 3. Middle meatus. 4. Section of inferior turbinated bone. 5. Inferior meatus. 6. Lacrymal canal. 7. Canaliculi. 8. Nasal canal. 9. Section of reflected mucous membrane. 10. Maxillary sinus or antrum of Highmore.

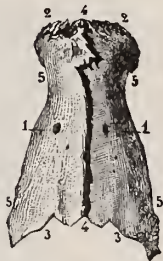
**N. Canal**. See *Canal*. **N. Cartilage**. See *Cartilage*.

**N. Catarrh**, catarrh of the nasal cavities; cold in the head; coryza. **N. Cavities**, the nasal fossæ, *q. v.*

**N. Cough**, a reflex cough, due to irritation of the mucous membrane of the nasal fossæ. **N. Crest**.



See *Crest*. **N. Diplopia**. Same as *Crossed Diplopia*. **N. Duct**. See *Lacrymal Duct*. **N. Eminence**. See *Eminence*. **N. Floor**, the floor of the nasal fossæ. **N. Fossæ**, the nostrils; the cavities in the middle of the face leading to the internal surfaces of the nose. **N. Ganglion**, the sphenopalatine ganglion. See *Ganglia*, *Table of*. **N. Groove**. See *Groove*. **N. Index**. See *Index*. **N. Labyrinth**, the irregular cavity formed by the turbinal bones in the nasal passages. **N. Line**. See *Lines*, *Table of*. **N. Meatus**, one of the nostrils. **N. Membrane**, the Schneiderian membrane. **N. Nerve**. See *Nerves*, *Table of*. **N. Notch**. See *Notch*. **N. Passages**, the meatuses of the nose. **N. Point**. See *Craniometric Points*. **N. Process**. See *Process*. **N. Reflex**. See *Reflexes*, *Table of*. **N. Septum**. See *Septum of the Nose*. **N. Spine**. See *Spine*. **N. Voice**, a peculiar muffled twang of the voice, especially marked in cases of perforation of the palate. See *Dead Voice*.



NASAL BONES, EXTERNAL ASPECT.

1, 1. The two nasal bones. 2, 2. Superior extremity. 3, 3. Inferior border. 4, 4. Internal border. 5, 5. 5. External border.

upper jaw-bone. **N.-opisthiac**, pertaining to the nasion and the opisthion. **N.-palatal**, **N.-palatine**, pertaining to both nose and palate. Also, the name of the nerve entering the nasal fossa and passing across the roof of the nose to the roof of the mouth, supplying that part of the mucosa behind the incisor teeth. See *Nerves*, *Table of*. **N.-pharyngeal**, pertaining conjointly to the nose and the pharynx. **N.-pharyngitis**, inflammation of the mucosa lining the nasopharynx. **N.-pharynx**, the arching space between the posterior nares and a horizontal plane through the lower margin of the soft palate. **N.-subnasal**, in craniometry, applied to a line connecting the nasal and the subnasal points.

**Nasocular** (*na-zok'-u-lar*) [*nasus*, nose; *oculus*, eye]. Pertaining to the nose and the eye; nasorbital.

**Nasology** (*na-zol'-o-jē*) [*nasus*, nose; *λόγος*, science]. The study of noses.

**Nasorbital** (*na-zor'-bit-al*) [*nasus*, nose; *orbitalis*, orbital]. Nasal and orbital.

**Nasta** (*nas'-tah*) [*ναστός*, solid]. A fleshy tumor of the neck about the shoulders.

**Nasus** (*na'-zus*) [L.]. The nose.

**Nasute** (*na'-sūt*) [*nasus*, nose]. Large-nosed.

**Nasutiform** (*na-su'-tif-orm*) [*nasutus*, long-nosed; *forma*, form]. In biology, applied to nose-like processes of the heads of insects.

**Natal** (*na'-tl*) [*natalis*, from *nasci*, to be born]. Native; connected with one's birth.

**Natal** (*na'-tl*) [*natis*, rump]. Gluteal; pertaining to the nates.

**Natal Sore**. See *Furunculus orientalis*.

**Natalitial** (*na-tal-ish'-al*) [*natalis*, from *nasci*, to be born]. Pertaining to one's birth.

**Natality** (*na-tal'-it-ē*) [*natalis*, of birth]. In State medicine and statistics, the birth-rate.

**Nataloin** (*nat-al'-o-in*) [*Natal*; *ἀλόη*, the aloe],  $C_{25}H_{38}O_{11}$ . The aloin derived from *Natal aloes*.

**Natant** (*na'-tant*) [*natare*, to swim]. Swimming or floating on the surface of a liquid.

**Nates** (*na'-tēz*) [*natis*, the buttock: *pl.*, *Nates*]. The buttocks. **N. of Brain**, the anterior pair of the *Corpora quadrigemina*.

**Natiform** (*na'-if-orm*) [*nates*, buttocks; *forma*, form]. Buttock-shaped.

**Native** (*na'-tiv*) [*nativus*, born]. Coming into existence by birth; of indigenous origin or growth. **N. Albumins**, a class of animal proteids occurring in a natural condition in animal solids and fluids. They are soluble in water, and are not precipitated by alkaline carbonates, sodium chlorid, or very dilute acids. Their solutions are coagulated by heat at 65° to 73° C. Dried at 40° C. they yield a clear, yellow or amber-colored, friable mass soluble in water, called *soluble albumin*. The two chief varieties of native albumins are serum-albumin and egg-albumin.

**Nativism** (*na'-tiv-izm*) [*nativus*, born]. The psychologic theory that assumes that our ideas of form, space, and distance are, at least in part, due to the make-up of the organism or to some native power or endowment, and not entirely to experience.

**Nativistic** (*na-tiv-is'-tik*) [*nativus*, native]. Pertaining to nativism.

**Sodium** (*na'-tre-um*). See *Sodium*.

**Natron** (*na'-tron*) [Ar., *natrūn*, native carbonate of sodium]. Native sodium carbonate. Also, sodium or potassium nitrate. This was formerly the exclusive meaning of the word.

**Natta** (*na'-ah*). An old name for a wen, fleshy excrescence, or tumor. [Obs.]

**Natural** (*na'-u-ral*) [*natura*, nature]. 1. Pertaining to nature. 2. An idiot. **N. Gas**, the mixture of

**Nasarium** (*na-za'-re-um*) [*nasus*, nose]. Nasal mucus.

**Nascal** (*nas'-kl*) [*nascale*]. A pledget or dossil of lint, cotton, or wool, used in the treatment of uterine or vaginal disease.

**Nascent** (*nas'-ent*) [*nascor*, *nasci*, to be born]. A term applied to gaseous substances at the moment of their liberation from chemic union.

**Nasen** (*na'-zen*) [*nasus*, a nose]. Belonging to the nasal bone in itself.

**Nasethmoid** (*na-zeth'-moid*) [*nasus*, nose; *ἠθμός*, a sieve; *εἶδος*, like]. Pertaining to the nasal and ethmoid bones.

**Nasiform** (*na'-zif-orm*) [*nasus*, nose; *forma*, form]. Shaped like the nose.

**Nasilabial** (*na-zil'-a'-be-al*). See *Nasolabial*.

**Nasio-alveolar** (*na'-ze-o-al-ve'-o-lar*) [*nasus*, nose; *alveolus*, socket]. Relating to or connecting the nasion and the alveolar point.

**Nasio-bregmatic** (*na'-ze-o-breg-mat'-ik*) [*nasus*, nose; *βρέγμα*, bregma]. Pertaining to the nasion and the bregma.

**Nasio-inial** (*na'-ze-o-in'-e-al*) [*nasus*, nose; *ἰνίον*, occiput]. Pertaining to the nasion and the inion.

**Nasio-mental** (*na'-ze-o-men'-tal*) [*nasus*, nose; *mentum*, chin]. Pertaining to or connecting the nasion and the mentum.

**Nasion** (*na'-ze-on*) [*nasus*, nose]. The median point of the naso-frontal suture. See *Craniometric Points*.

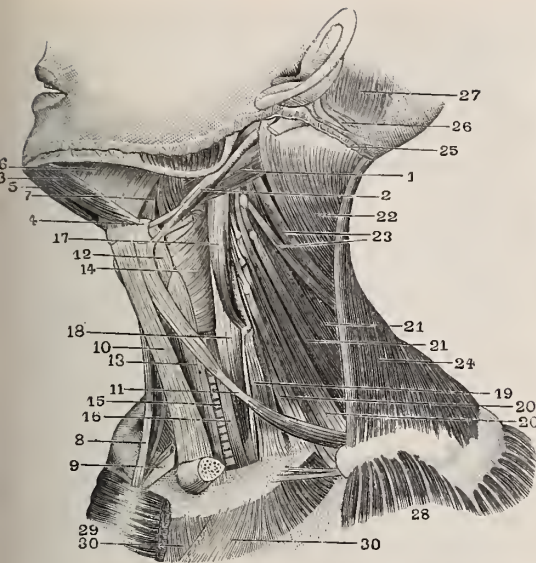
**Nasitis** (*na-zit'-tis*). See *Rhinitis*.

**Nasmyth's Membrane**. The epithelial membrane enveloping the enamel of the teeth during their development and sometimes also for a short time after birth; cuticula dentis.

**Naso-** (*na'-zo-*) [*nasus*, nose]. A prefix to denote connection with or relation to the nose. **N.-alveolar**. Same as *Nasio-alveolar*. **N.-basal**, pertaining to the nose and the base of the skull. **N.-basilar**, pertaining to the nasal point and the basion. **N.-frontal**, pertaining to the nasal and frontal bones. **N.-labial**, pertaining conjointly to the nose and the lips; applied to certain muscles. **N.-lacrymal**, pertaining to the nose and to the lacrymal apparatus, as the naso-lacrymal duct. **N.-maxillary**, pertaining to the nasal bone and the

- inflammable gases that is found issuing from the earth in various localities. It consists essentially of methane, with small quantities of hydrogen, carbon monoxid and dioxid, and some nitrogen. **N. History**, a term including a description of all the products and phenomena of nature, but now usually restricted to the sciences of zoölogy and botany. **N. Order**, one of the divisions in the classification of both animals and plants, varying in its technical meaning according to the system of classification. **N. Philosophy**, the science treating of the physical properties of matter at rest and in motion. It is now usually called *Physics*. **N. Selection**. See *Evolution*.
- Naturalia** (*nat-u-ra'-le-ah*) [*natura*, nature]. The genitalia.
- Naturalism** (*nat'-u-ral-izm*) [*natura*, nature]. The expectant method of treating disease.
- Naturalization** (*nat-u-ral-iz-a'-shun*) [*natura*, nature]. The process by which a plant or an animal transferred from its natural habitat adapts itself to its new surroundings.
- Naturalized** (*nat'-u-ral-izd*) [*natura*, nature]. Relating to naturalization.
- Nature** (*na'-tür*) [*natura*, birth, origin]. The aggregate action and product of many natural laws (Darwin). The energy by which the innumerable phenomena that fall daily under observation are produced. The word is loosely used as covering indiscriminately both biologic and non-living phenomena.
- Naturism** (*na'-tür-izm*). Synonym of *Naturalism*.
- Naupathia** (*na-w-pa'-the-ah*) [*ναῦς*, ship; *πάθος*, sickness]. Seasickness.
- Nauplius** (*na-w'-ple-us*) [*ναῦς*, a ship; *πλεῖν*, to sail]. In biology, the earliest recognizable form of the crustacean larva, having an unsegmented ovate body, a median frontal eye, and three pairs of natatory feet, of which the anterior are simple and the other two biramous. **N. Eye**, the unpaired eye of all larval *Crustaceans*, and retained in the adult *Entomostraca*.
- Nausea** (*na-w'-ze-ah*) [*nausea*, *ναυσία*, seasickness]. Sickness at the stomach, with inclination to vomit. **N. marina**, **N. navalis**, seasickness.
- Nauseant** (*na-w'-ze-ant*) [*ναυσία*, seasickness]. 1. Nauseating; producing nausea. 2. Any agent that produces nausea.
- Nauseating** (*na-w'-ze-a-ting*). Synonym of *Nauseous*.
- Nauseous** (*na-w'-ze-us*, or *na-w'-z-yus*) [*ναυσία*, seasickness]. Producing nausea, or loathing.
- Nautomania** (*na-w-to-ma'-ne-ah*) [*ναύτης*, sailor; *μανία*, madness]. A kind of homicidal madness said by some writers to exist among sailors.
- Navel** (*na'-vl*) [ME., *navel*, navel]. See *Umbilicus*. **N.-ill**, a disease of calves, in which the navel becomes inflamed and the adjacent parts red and swollen. **N.-string**, the umbilical cord.
- Navicula** (*na-vik'-u-lah*) [dim. of *navis*, ship]. A genus of diatoms of many species, some of which have the frustules marked with very minute striæ, the definition of which is sometimes taken as a test of the power of microscopes.
- Navicular** (*na-vik'-u-lar*) [*navicula*, a little ship]. Boat-shaped. **N. Bone**. See *Scaphoid*. **N. Fossa**, applied to several cavities, especially to a depression between the vaginal aperture and the fourchet, and to a dilatation of the urethra near the glans penis. **N. Sheath**, the synovial membrane covering the navicular bone in ungulates, as in the horse.
- Naviculoid** (*nav-ik'-u-loid*) [*navicula*, a small boat; *ειδος*, like]. Scaphoid.
- Naviform** (*na'-vif-orm*) [*navis*, ship; *forma*, form]. Boat-shaped; scaphoid.
- Navis** (*na'-vis*) [*navis*, ship]. The vulva.
- Navy-blue**. Same as *Prussian Blue* and *Soluble Blue*.
- Neale's Lung**. An apparatus devised for the purpose of removing the carbon dioxide and ammonia from the vitiated atmosphere of a room. It is also called *Neale's Chemical Lung*.
- Nealogy** (*ne-al'-o-je*) [*νεαλῆς*, young, fresh; *λόγος*, science]. In biology, the doctrine of the morphologic correlations of a young organism.
- Neanderthaloid** (*na-ahn'-der-tahl-oid*) [from *Neanderthal* in Rhenish Prussia]. Resembling the (prehistoric) Neanderthal skull, a noted skull found near Bonn, in Germany. A term used in craniology and anthropology.
- Neapolitan Fever**. See *Mediterranean Fever*. **N. Ointment**, blue ointment; mercurial ointment.
- Near** (*nēr*) [ME., *nere*, near]. 1. Being close by, not distant. 2. Closely akin. 3. The left side of an animal as distinguished from the "off," or the right side. **N. Point**. See *Punctum proximum*. **N.-sight**, **N.-sightedness**. See *Myopia*.
- Nearthrosis** (*ne-ar-thro'-sis*) [*νέος*, new; *ἄρθρωσις*, joint]. A new and abnormally-produced articulation, in the sequence of a fracture, dislocation, or disease of the bone.
- Neat** (*nēt*) [ME., *neet*, an ox or cow]. Cattle of the bovine genus. **N.'s-foot Oil**, *Oleum bubulum*, is prepared from ox-feet collected from the slaughter-houses. It is a clear, yellowish oil of specific gravity .916 at 15° C. It does not congeal until below 32° F., and is not liable to become rancid. It is of great value as a lubricant, and is used for softening leather and in the grinding of metals. It is recommended as a substitute for cod-liver oil. Unof.
- Nebula** (*neb'-u-lah*) [L., a cloud]. A faint, grayish opacity of the cornea. When more pronounced, it is called *Leukoma*.
- Nebulization** (*neb-u-liz-a'-shun*). Synonym of *Atomization*.
- Nebulizer** (*neb'-u-li-zer*) [*nebula*, a cloud]. An instrument intended to produce a spray, and then to break this up into a veritable nebula by impact against the wall of the containing vessel or other convenient obstacle. It is a valuable form of inhaler in tuberculosis. See *Atomizer*.
- Nebulose** (*neb'-u-lōz*) [*nebula*, a mist, a cloud]. In biology, having cloudy markings.
- Necessity**, **Triangle of**. See *Triangle*, *Carotid*, *Inferior*, in *Triangles*, *Table of*.
- Neck** (*nek*) [ME., *necke*, neck]. The constricted portion of the body connecting the head with the trunk; also, the narrow portion of any structure serving to join its parts. See *Cervix*. **N., Anatomic**, the constricted portion of the humerus, just below the articular surface, serving for the attachment of the capsular ligament. **N., Derbyshire**. Synonym of *Goiter*. **N., Nithsdale**. Synonym of *Goiter*. **N.-rest**, in *massage*, having the hands joined behind the neck. **N., Surgical**, the constricted part of the humerus just below the condyles. **N., Wry-**. Synonym of *Torticollis*.
- Necrectomy** (*nek-rek'-to-me*) [*νεκρός*, dead; *ἐκτομή*, excision]. The excision of the necrotic conductors of sound in chronic purulent otitis media; in a more general sense, any removal of necrosed material by a cutting operation.
- Necrencephalus** (*nek-ren-sef'-al-us*) [*νεκρός*, dead; *ἐγκέφαλος*, brain]. Softening of the brain.
- Necrobiosis** (*nek-ro-bi-o'-sis*) [*νεκρός*, dead; *βίος*, life]. Molecular death of a tissue.
- Necrobiotic** (*nek-ro-bi-o'-ik*) [*νεκρός*, dead; *βίος*, life]. Pertaining to or causing necrobiosis.
- Necrocedia** (*nek-ro-se'-de-ah*) [*νεκρός*, corpse; *κηδος*, care]. The process of embalming.

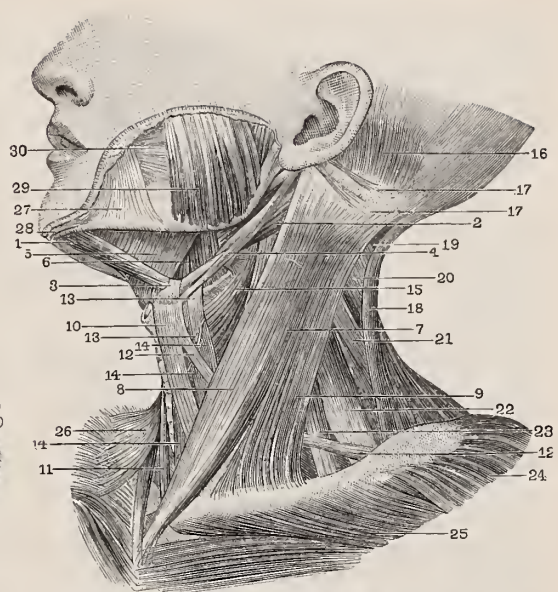




MUSCLES OF SUPRA-HYOID AND INFRA-HYOID REGIONS.

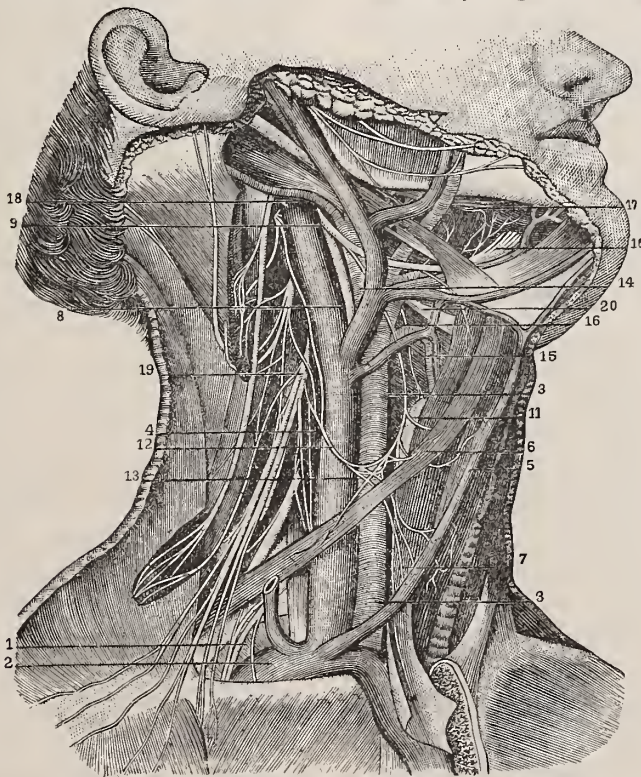
1. Posterior belly of digastric. 2. Stylo-hyoid. 3. Anterior belly of digastric. 4. Tendon and pulley of digastric.

5. Anterior belly of right digastric. 6. Mylo-hyoid. 7. Hyoglossus. 8. Sternal fibers of right sterno-mastoid. 9. Sternal fibers of left sterno-mastoid. 10. Cleido-hyoid. 11. Tendon of omo-hyoid. 12. Thyro-hyoid. 13. Sterno-thyroid. 14. Inferior constrictor of pharynx. 15. Trachea. 16. Esophagus. 17. Rectus capitis anticus major. 18. Longus colli. 19. Scalenus anticus. 20. Scalenus posticus. 21, 21. Levator anguli scapulæ. 22. Splenius capitis. 23, 23. Splenius colli. 24. Trapezius. 25. Attachment of sterno-mastoid. 26. Retrahens aurem. 27. Occipital portion of occipito-frontal. 28. Deltoid. 29. Attachment of pectorales majores to sternum. 30. External intercostal. 31. Internal intercostal.



THE STERNO-CLEIDO-MASTOID MUSCLE. MUSCLES OF THE SUPRA-HYOID AND INFRA-HYOID REGIONS.

1. Anterior belly of digastric. 2. Posterior belly. 3. Tendon and pulley for tendon. 4. Stylo-hyoid. 5. Mylo-hyoid. 6. Hyo-glossus. 7. Sterno-cleido-mastoid. 8. Anterior or sternal portion. 9. Posterior or clavicular portion. 10. Left sterno-hyoid. 11. Right sterno-hyoid. 12, 12. Omo-hyoid. 13. Thyro-hyoid. 14, 14. Sterno-thyroid. 15. Anterior portion of inferior constrictor of pharynx. 16. Occipital muscle. 17, 17. Retrahens aurem. 18. Trapezius. 19. Splenius capitis. 20. Splenius colli. 21. Levator anguli scapulæ. 22. Scalenus posticus. 23. Scalenus anticus. 24. Superior portion of deltoid. 25. Superior portion of pectoralis major. 26. Inferior and anterior portion of right platysma myoides. 27. Depressor anguli oris. 28. Depressor labii inferioris. 29. Masseter. 30. Buccinator.



VESSELS AND NERVES OF THE NECK

1. Subclavian artery. 2. Subclavian vein. 3, 3. Common carotid artery. 4. Internal jugular vein. 5. Anterior jugular vein. 6. Omo-hyoid muscle. 7. Sterno-hyoid muscle. 8. Trunk of pneumogastric nerve. 9. Hypoglossal nerve. 10. Its terminal portion. 11. Its descending branch. 12. Internal descending branch of cervical plexus. 13. Plexus formed by last two branches. 14. External carotid artery. 15. Superior thyroid artery and vein. 16. Lingual and facial arteries. 17. Facial artery and vein. 18. Occipital artery. 19. Anterior branches of the first four cervical nerves. 20. Superior laryngeal nerve.



**Necrocomium** (*nek-ro-ko'-me-um*). See *Morgue*.  
**Necrodermitis** (*nek-ro-der-mi'-tis*) [*νεκρός*, dead; *δέρμα*, skin; *ιτις*, inflammation]. A gangrenous inflammation of the skin.  
**Necrodochium** (*nek-ro-do'-ke-um*). See *Morgue*.  
**Necrogenic** (*nek-ro-jen'-ik*) [*νεκρός*, dead; *γεννάν*, to beget]. Originating from dead substances.  
**Necrology** (*nek-ro'-o-je*) [*νεκρός*, dead; *λόγος*, science]. A register containing the statistics concerning the causes and rate of mortality.  
**Necromania** (*nek-ro-ma'-ne-ah*) [*νεκρός*, corpse; *μανία*, madness]. See *Necrophilism*.  
**Necrometer** (*nek-rom'-et-er*) [*νεκρός*, dead; *μέτρον*, measure]. An instrument for weighing organs at an autopsy.  
**Necromimesis** (*nek-ro-mim-e'-sis*) [*νεκρός*, dead; *μιμνῆσις*, mimicry]. 1. The insane delusion of one who believes himself to be dead. 2. Simulation of death by a deluded person.  
**Necronarcema** (*nek-ro-nar-se'-mah*) [*νεκρός*, corpse; *νάρκημα*, numbness]. Synonym of *Rigor mortis*.  
**Necrectomy** (*nek-ron-ek'-to-me*) [*νεκρός*, dead; *ἐκ*, out; *τέμνειν*, to cut]. The excision of a necrotic part—applied especially to the excision of the necrotic ossicles of the ear.  
**Necronium** (*nek-ro'-ne-um*) [*νεκρός*, dead]. A substance said to be found in the dead body in cases of saponification.  
**Necropathy** (*nek-ro-p'-ath-e*) [*νεκρός*, dead; *πάθος*, illness]. Any gangrenous or necrotic disease.  
**Necrophagous** (*nek'-ro-f'-ag-us*) [*νεκρός*, dead; *φαγεῖν*, to eat]. A term applied to those animals that feed on dead or putrid flesh. Carrion-eaters.  
**Necrophile** (*nek'-ro-fil'*) [*νεκρός*, dead; *φιλεῖν*, to love]. One who violates dead bodies.  
**Necrophilia** (*nek-ro-fil'-e-ah*). See *Necrophilism*.  
**Necrophilism** (*nek-roff'-il-izm*) [*νεκρός*, a corpse; *φιλεῖν*, to love]. A form of sexual perversion in which dead bodies are dug up and violated; insane sexual desire for a corpse.  
**Necrophobia** (*nek-ro-f'-be-ah*) [*νεκρός*, corpse; *φόβος*, fear]. 1. Insane dread of dead bodies, or of phantoms. 2. Thanatophobia; extreme dread of death.  
**Necropneumonia** (*nek-ro-nu-mo'-ne-ah*) [*νεκρός*, dead; *πνευμονία*, pneumonia]. Gangrene of the lung.  
**Necropsic** (*nek-ro-p'-sik*) [*νεκρός*, dead; *ὄψις*, seeing]. Pertaining to a post-mortem examination.  
**Necropsy** (*nek'-ro-p-se*) [*νεκρός*, corpse; *ὄψις*, seeing]. The examination of a dead body.  
**Necroscopic** (*nek-ro-skop'-ik*) [*νεκρός*, dead; *σκοπεῖν*, to view]. Pertaining to necroscopy.  
**Necroscopy** (*nek-ro-s'-ko-pe*) [*νεκρός*, corpse; *σκοπεῖν*, to inspect]. Post-mortem examination of the body.  
**Necrose** (*nek-rōz'*) [*νεκρός*, dead]. To become affected with necrosis; to cause necrosis.  
**Necrosemiotic** (*nek-ro-sem-e-ol'-ik*) [*νεκρός*, corpse; *σημειον*, sign]. Serving as a sign of death.  
**Necrosis** (*nek-ro'-sis*) [*νεκρωσις*, from *νεκρός*, dead]. The death of cells surrounded by living tissue. Necrosis proper refers to death in mass, necrobiosis to death of individual cells. Among the causes of necrosis are: (1) direct injury; (2) obstruction of the circulation; (3) loss of trophic influence. The varieties of necrosis are: (1) coagulative necrosis; (2) liquefactive necrosis; (3) cheesy necrosis; (4) dry and moist gangrene. See *Gangrene*. Necrosed tissues may be absorbed, retained, or thrown off. The dead tissue is called *sequestrum* in case of bone, and *sphacelus* in case of soft parts. In surgery the term necrosis is often applied specifically to the death of bone. **N.**, **Anemic**. See *Infarct*, *Anemic*. **N.**, **Caseous**. See *Cheesy*. **N.**, **Balser's Fatty**,

the occurrence of areas of opaque whitish tissue often seen surrounding the lobules of the pancreas in acute pancreatitis, and also occurring in the omentum and mesentery and in the abdominal fatty tissue generally. They are usually about the size of a pin's head, but may reach the size of a hen's egg. On section they have a soft, tallowy consistence. They are constituted of a combination of lime with certain fatty acids, and may be encrusted with lime. They may occur independently of disease of the pancreas. See *Diseases*, *Table of*. **N.**, **Cheesy**, necrosis characterized by the formation of a cheese-like material. Dry and moist cheesy necrosis are the two varieties described. It is usually due to the presence of the tubercle-bacillus, and is most often seen in the lungs. **N.**, **Coagulative**, a variety characterized by the formation of fibrin. Its most common seat is the blood in thrombi. It also occurs on mucous membranes, where it produces false membrane, chiefly under the influence of the bacillus of diphtheria, but also of other irritant agents. Occasionally it occurs in the interior of organs as the result of embolism or thrombosis, leading to the formation of an anemic infarct *q. v.* **N.**, **Colliquative**. See *N.*, *Liquefactive*. **N.**, **Embotic**, coagulative necrosis in an anemic infarct following embolism. **N.**, **Hyaline**, coagulative necrosis; also a synonym of hyaline degeneration. **N. infantilis**. Synonym of *Cancerum oris*. **N. laryngis**. Synonym of *Perichondritis of the Larynx*. **N.**, **Liquefactive**, a process analogous to coagulative necrosis, but instead of fibrin the peculiar reaction of fluids and cells gives rise to the formation of a liquid. Blisters and vesicles, softening of the brain subsequent to embolism, and suppuration are the results of liquefactive necrosis. It may also be the terminal stage of all other forms of necrosis. **N.**, **Mercurial**, a necrosis of bones due to chronic poisoning with mercury. **N.**, **Phosphorus**, a necrosis of bone, especially of the lower jaw, occurring in those exposed to the fumes of phosphorus. **N. of the Teeth**, *odonto-necrosis*. By the term necrosis, when applied to the teeth, is meant the entire death of the pulp and the loss of vitality of the periodontal membrane. **N. ustilaginea**, dry gangrene from ergotism.  
**Necrosozoic** (*nek-ro-so-zo'-ik*) [*νεκρός*, dead; *σώζειν*, to preserve]. Having power to preserve or to embalm.  
**Necrosteon** (*nek-ro-s'-te-on*) [*νεκρός*, dead; *ὀστέον*, bone]. Necrosis of bone.  
**Necrotic** (*nek-ro'-ik*) [*νεκρός*, dead]. Pertaining to or characterized by necrosis. **N. Pneumonia**. See *Pneumonia*.  
**Necrotomic** (*nek-ro-tom'-ik*) [*νεκρός*, dead; *τομή*, a cutting]. Pertaining to necrotomy.  
**Necrotomy** (*nek-ro'-o-me*) [*νεκρός*, a corpse; *τομή*, a cutting]. The dissection of a dead body.  
**Necrotype** (*nek'-ro-tip*) [*νεκρός*, a corpse; *τύπος*, a type]. In biology, applied to types of organisms as regards any special region, in which, after having existed, they became extinct.  
**Nectandra** (*nek-tan'-drah*) [*νέκταρ*, nectar; *ἀνήρ*, male]. A genus of lauraceous tropical American trees, of some 70 species, of which Bebeeru bark, the bark of *N. rodiei*, the green heart, a large tree of S. America, is commercially the most important, its timber being of great value. It contains an alkaloid, *bebeerin*, or *buxin*,  $C_{40}H_{73}NO_4$ , and is a bitter tonic and febrifuge. Dose of the sulphate of the alkaloid, gr. ij–v. Unof.  
**Nectandrin** (*nek-tan'-drin*). Same as *Buxin*.  
**Nectar** (*nek'-tar*) [*νέκταρ*, the drink of the gods]. In biology, nectar, the sweet liquid in flowers from which



the bees make honey. It is secreted by certain specialized organs known as nectar-glands. **N.-gland**, a gland secreting nectar or honey. **N.-spots**, **N.-guides**, Sprengel's name for the contrasted colors often seen in a single flower and so disposed in spots or lines as to suggest that they bear a direct relation to the point where the nectar is secreted.

**Nectariferous** (*nek-tar-if'-er-us*) [*νέκταρ*, nectar; *ferre*, to bear]. In biology, honey-bearing, or having a nectary.

**Nectarilyma** (*nek-tar-il-i'-mah*) [*nectarium*, nectary; *lyere*, to wash]. In biology, a collection of long hairs found on the inner surface of some flowers.

**Nectary** (*nek'-tar-e*) [*νέκταρ*, nectar; *pl.*, *Nectaries*]. In biology, that part of a flower which secretes nectar.

**Necteric**. See *Nekteric*.

**Nectocalycine** (*nek-to-kal'-is-in*) [*νηκτός*, swimming; *κάλυξ*, a cup]. In biology, resembling or pertaining to a nectocalyx or swimming-bell.

**Nectocalyx** (*nek-to-ka'-liks*) [*νηκτός*, swimming; *κάλυξ*, a cup; *pl.*, *Nectocalyxes*, *Nectocalices*]. In biology, the swimming-bell or locomotive organ of certain *Hydrozoa*, which, however modified, may be reduced to a simple type—that of a cup lined by a muscular membrane, by whose contractions the water is expelled, the animal being consequently urged by its reaction in the opposite direction; a nectophore.

**Nectocyst** (*nek'-to-sist*) [*νηκτός*, swimming; *κύστις*, a bag]. Same as *Nectosac*.

**Nectophore** (*nek'-to-for*) [*νηκτός*, swimming; *φέρειν*, to bear]. In biology, a swimming-bell, or nectocalyx.

**Nectosac** (*nek'-to-sak*) [*νηκτός*, swimming; *σάκος*, a bag or sack]. In biology, the interior of the swimming-bell; the *nectocyst*, or *nectophore*, of a hydrozoan.

**Nectosome** (*nek'-to-som*) [*νηκτός*, swimming; *σώμα*, body]. In biology, the upper locomotor portion of a siphonophorous stock, as distinguished from the *siphosome* or nutrient portion.

**Nectozoid** (*nek'-to-zoid*) [*νηκτός*, swimming; *ζών*, animal; *εἶδος*, form]. In biology, the swimming-bell, or nectocalyx, considered as a specialized zooid.

**Necusia** (*nek'-u'-se-ah*) [*νέκυς*, corpse]. Poisoning by a dissection-wound.

**Necusin** (*nek'-u-sin*) [*νέκυς*, corpse]. The supposed septic principle in necusia.

**Needham's Bodies or Filaments**. The spermatophores of the cephalopoda. **N.'s Receptacle**, a cyst-like annex of the excretory duct of the seminal vesicle of the cephalopoda.

**Needle** (*ne'-dl*) [*ME.*, *nedle*, needle]. An instrument used in surgery for suturing tissues, ligating vessels, and for other purposes. **N.**, **Aneurysm**, one with a handle, and with the eye at the point, especially adapted for ligating vessels. **N.**, **Cataract**, one for operating upon the cataractous lens or its capsule. **N.**, **Deschamps's**, a needle with the eye at the point, and with a handle, for ligating arteries. **N.**, **Discission**, one for insertion through the cornea, and breaking the capsule and substance of the crystalline lens. **N.**, **Exploring**, an eyeless needle, grooved to bring away a few drops of the contents of a cavity, a tumor, or an abscess. **N.-forceps**, a forceps for seizing needles in surgery. **N.**, **Hagedorn's**, a flat suture-needle curved on its edge, with the eye perforating the side. **N.**, **Hare-lip**, one provided with a small canula to be left *in situ* after withdrawal of the needle. **N.-holder**, a handle for clasping a needle. Also, an insulated handle for holding the needles employed in certain forms of electro-cautery. **N.**, **Hutchinson's**, a needle for the ligation of hemorrhoids; it is fixed on a handle and has the eye at the point. **N.**, **Hypodermatic**, the fine needle-pointed metallic tube attached to the

barrel of the hypodermatic syringe. **N.**, **Knife**, one that has a sharp cutting edge; it is used in the discission of cataracts. **N.**, **Ligature**. Synonym of *N.*, *Aneurysm*. **N.**, **Open-eyed**, one in which the eye is not completely closed but is in the form of a hook. **N.-operation**. See *Extraction of Cataract*. See also *Acupuncture* and *Acupressure*. **N.**, **Spanish**. See *Spanish Needle*. **N.**, **Startin's Wire**, a hollow needle for carrying silver wire. **N.**, **Suture**, a needle used for suturing. **N.**, **Whitehead's Spiral**, a spiral needle with a terminal eye for use in staphyloorrhaphy.

**Needling** (*ne'-dlng*) [*ME.*, *nedle*, needle]. 1. See *Extraction of Cataract* and *Discission*. 2. A procedure sometimes employed for the detection of calculi in the biliary passages, gall-bladder, and kidney.

**Neef's Hammer**. An automatic arrangement for opening and breaking the current in an inductorium.

**Neelsen's Carbolic-acid Solution**. See *Stains*, *Table of*.

**Neftgil** (*neft'-jil*). A solid paraffin found free in Baku.

**Negative** (*neg'-at-iv*) [*negare*, to deny]. A qualification the opposite of positive; not affirmative. **N. Chemo-****taxis**, the absence of the power of attracting leukocytes and wandering cells, or their repulsion. See *Chemotaxis*. **N. Ocular**. See *Ocular*. **N. Pole**, that pole of a galvanic cell connected with the carbon or least oxidizable plate. Also, that pole of an electric generator toward which the assumed electric current flows.

**Negativism** (*neg'-at-iv-izm*) [*negare*, to deny]. A symptom observed in some cases of so-called *Catantonia attonita*, in which the patient exhibits no spontaneous movements, although his muscles spontaneously and powerfully antagonize any passive motion.

**Negro** (*ne'-gro*) [*niger*, black]. A race of people distinguished mainly by woolly hair, black skin, thick, protruding lips, and flattened nose. The melanochroi of Huxley's classification. Also, an individual of the race. See *Mulatto*. **N.-cachexy**, **N.-cachexia**, **N.-lethargy**. See *African Lethargy* and *Cachexia*. **N.-type of Idiocy**. See *Idiocy*, *Ethnic*.

**Neisser's Method**. A method of double-staining of spore-bearing bacilli. Cover-glass preparations are immersed for twenty minutes in fuchsin-anilin-water at 80° or 90° C., then rinsed in water or alcohol, and counterstained with an aqueous solution of methylene-blue, rinsed in water, dried, and mounted in balsam; the spores are stained red, other objects blue. **N.'s Micrococcus**. See *Bacteria*, *Synonymatic Table of*. **N.'s Oil**, a modification of Lang's oil. It consists of mercury, 20 parts; ethereal tincture of benzoin, 5 parts; liquid vaselin, 40 parts; it is used by injection in the treatment of syphilis.

**Neisseria** (*ni'-se-re-ah*) [after *Neisser*, a German physician]. A generic term for a group of schizomycetes. The majority are micrococci. They will be found described under *Bacteria*, *Synonymatic Table of*.

**Nekteric** (*nek-te'-ik*) [*νηκτής*, swimming]. In biology, applied by Hæckel to the voluntarily swimming organisms of the ocean, as distinguished from the drifting or *ploteric* forms.

**Nekton** (*nek'-ton*) [*νηκτής*, swimming]. In biology, the nekteric or actively swimming portion of the organic life of the ocean (*plankton*), taken as a whole.

**Nelaton's Catheter**, the soft rubber catheter. **N.'s Dislocation**, a form of dislocation of the ankle-joint in which there is a displacement of the astragalus between the lower extremities of the tibia and fibula. **N.'s Fibers**, the circular muscular fibers of the rectum. **N.'s Line**. See *Lines*, *Table of*. **N.'s Method**. See *Treatment*, *Methods of*. **N.'s Operation**. See *Operations*, *Table of*. **N.'s Probe**. See *Probe*.

Nelavan (*nel'-av-an*). See *African Lethargy*.

**Nematachometer** (*nem-at-ak-om'-et-er*) [*vñua*, thread; *τάχος*, rapidity; *μέτρον*, measure]. An instrument for measuring the rapidity of transmission of nervous impulses in peripheral nerves.

**Nemathece** (*nem'-ath-es*). Same as *Nemathecium*.

**Nemathecium** (*nem-ath-el'-se-um*) [*vñua*, a thread; *θηκίον*, dim. of *θήκη*, a case or receptacle: *pl.*, *Nemathecia*]. In biology, a wart-like growth of tetraspores of the thallus of one of the higher algae (*Florideae*).

**Nemathelminth** (*nem-ath-el'-minth*) [*vñua*, thread; *ελμινς*, worm]. Any nematode worm. The *Nemathelminthes* (the round-worms, or thread-worms), form a class of *Vermes*, many of which are endoparasitic.

**Nematilla** (*nem-at-il'-ah*) [*vñua* (*vñuat-*), a thread: *pl.*, *Nematillae*]. In biology, one of the urticating-organs of a coelenterate; a nematophore, or *Organa urticantia*.

**Nematoblast** (*nem'-at-o-blast*) [*vñua*, thread; *βλαστός*, germ]. A spermatoblast. See also *Spermatogonia*.

**Nematocalyx** (*nem-at-o-ka'-likes*) [*vñua*, thread; *κάλυξ*, calyx: *pl.*, *Nematocalyxes*, *Nematocalices*]. In biology, a hydrozoan calyx containing nematocysts.

**Nematocyst** (*nem'-at-o-sist*) [*vñua*, a thread; *κύστις*, bladder]. In biology, one of the stinging-cells characteristic of the *Cnidaria*; a thread-cell, lasso-cell, snidocell, cnida, nemocyst.

**Nematode** (*nem'-at-oid*) [*vñuatódēs*, thread-like]. In biology, filiform, thread-like; resembling a thread; it is applied to thread-worms, hair-worms, round-worms, pin-worms.

**Nematodes** (*nem-at-oi'-dēs*). Synonym of *Nematoidea*.

**Nematogen** (*nem-at'-o-jen*) [*vñua*, thread; *γενής*, producing]. In biology, the vermiform embryo of a nematode worm. Cf. *Rhombogen*.

**Nematoid** (*nem'-at-oid*) [*vñua*, thread; *είδος*, form]. Same as *Nematode*.

**Nematoidea** (*nem-at-oi'-dē-ah*) [*vñua*, thread; *είδος*, like]. Thread-worms; nemathelminths. The most important nematoidea parasitic upon man and the lower animals belong to the following genera, arranged alphabetically: Anguillula, Ankylostoma, Ascaris, Eustrongylus, Filaria, Nematodius, Oxyuris, Strongylus, Trichina, Trichocephalus. See *Parasites (Animal)*, Table of.

**Nematophore** (*nem'-at-o-for*) [*vñua*, a thread; *φόρος*, bear]. In biology, a cecal process of the cenosarc of hydrozoans, invested by a continuation of the hard cuticular layer, so as to be quite firm and inflexible, and containing thread-cells. Lendenfeld considers that the expression nematophore should be reserved for the chitinous envelop of the guard-polyp (*Machopolypt*); a nematilla, or urticating organ.

**Nematozoïd** (*nem-at-o-zo'-oid*) [*vñua*, thread; *ζῷον*, animal; *είδος*, form]. In biology, one of the stinging tentacles of a siphonophore regarded as a zoïd.

**Nemocyst** (*nem'-o-sist*). Same as *Nematocyst*.

**Nemophilous** (*nem-off'-il-us*) [*vñemos*, a wooded pasture; *φιλος*, loving]. In biology, fond of or inhabiting the woods; nemorose.

**Nemorose** (*nem'-or-ōs*) [*nemus*, a grove]. In biology, growing in groves or woodland.

**Nemours-blue**. See *Pigments, Conspectus of*.

**Neo** (*ne'-o*) [*vñeos*, new]. A prefix signifying new.

**Neoarthrosis** (*ne-o-arth-ro'-sis*) [*vñeos*, new; *άρθρον*, a joint]. A new or false joint.

**Neoblastic** (*ne-o-blas'-tik*) [*vñeos*, new; *βλαστός*, a germ]. Originating, or of the nature of, new tissue.

**Neochmosis** (*ne-ok-mo'-sis*) [*vñeoxmōs*, new]. A relapse or recurrent attack of a disease.

**Neo-Darwinism, Neo-Lamarckism** (*ne-o-dar'-win-izm, ne-o-lam-ark'-izm*) [*vñeos*, new; *Darwin*; *La-*

*marck*]. In biology, the doctrines of Darwin and Lamarck concerning evolution as modified by recent advocates.

**Neoeūbryo** (*ne-o-em'-bre-o*) [*vñeos*, new; *εμβρυον*, embryo]. In biology, the earliest ciliated stage in the embryonic development of a metazoan.

**Neogala** (*ne-og'-al-ah*) [*vñeos*, new; *γάλα*, milk]. Same as *Colostrum*.

**Neohymen** (*ne-o-hi'-men*) [*vñeos*, new; *ὑμὴν*, membrane]. A new or false membrane.

**Neo-Lamarckism** (*ne-o-lam-ark'-izm*) [*vñeos*, new; *Lamarck*]. See *Neo-Darwinism*.

**Neomembrane** (*ne-o-mem'-brān*). See *Neohymen*.

**Neomorphism** (*ne-o-mor'-fizm*) [*vñeos*, new; *μορφή*, form]. In biology, the development of a new form.

**Neonatus** (*ne-on-a'-tus*) [*vñeos*, new; *natus*, born: *gen. pl.*, *Neonatorum*]. One newly born. *Neonatorum, Melena*. See *Melena*. *Neonatorum, Ophthalmia*. See *Ophthalmia*. *Neonatorum, Trismus*. See *Trismus*.

**Neonomous** (*ne-on'-o-mus*) [*vñeos*, new; *νόμος*, law]. In biology, recently specialized or adapted to modified environment.

**Neontology** (*ne-on-tol'-o-jē*) [*vñeos*, new; *ὄν*, being; *λόγος*, science]. In biology, Flourens' term for the study of existing organisms, as opposed to *paleontology* or the study of fossils.

**Neopathy** (*ne-op'-ath-e*) [*vñeos*, new; *πάθος*, illness]. 1. A new or newly-discovered form of disease. 2. A recent complication or new condition of disease in a patient.

**Neophilism** (*ne-off'-il-izm*) [*vñeos*, new; *φιλέειν*, to love]. Morbid or undue love of novelty.

**Neophobia** (*ne-o-fō'-be-ah*) [*vñeos*, new; *φόβος*, fear]. Insane dread of new scenes or of novelties.

**Neophrenia** (*ne-o-frēn'-e-ah*) [*vñeos*, new; *φρήν*, mind]. Mental deterioration in early youth.

**Neoplasia** (*ne-o-pla'-ze-ah*) [*vñeos*, new; *πλάσσειν*, to mold]. The formation of new tissue or of a tumor.

**Neoplasm, Neoplasma** (*ne'-o-plazm, ne-o-plas'-mah*) [*vñeos*, new; *πλάσμα*, growth]. A new growth of tissue marked by histologic difference from its matrix; a tumor. See *Tumors, Table of*. **N., Inflammatory Fungoid**. Synonym of *Granuloma fungoides*.

**Neoplastic** (*ne-o-plas'-tik*) [*vñeos*, new; *πλάσσειν*, to mold]. Of the nature of neoplasm; neoplastic.

**Neoplastic** (*ne'-o-plas'-tik*) [*vñeos*, new; *πλάσσειν*, to mold]. Pertaining to, or of the nature of, a neoplasm. Applied, also, to plastic operations for restoring lost tissue. See *Autoplasty*.

**Neoplasty** (*ne'-o-plas-te*) [*vñeos*, new; *πλάσσειν*, to mold]. An operation for the restoration of lost tissue.

**Neoscytechus, Neoscytechus** (*ne-os-ki't'-ek-os, ne-os-ki't'-ek-us*) [*vñeos*, new; *σκῆτος*, skin; *ἤχος*, echo]. See *Murmur, New Leather, and Bruit de cuir neuf*.

**Neosote** (*ne'-o-sōt*) [*vñeos*, new]. A derivative of coal-tar having antiseptic properties.

**Neossin** (*ne-os'-in*) [*vñeossia*, a nest],  $C_{22}H_{17}N_2O_8$ . Mulder's term for an insoluble material, the chief component of the edible birdsnest.

**Neossology** (*ne-os-ol'-o-jē*) [*vñeossōs*, a young bird; *λόγος*, science]. In biology, the study of the incubation and rearing of young birds.

**Neotenia** (*ne-o-te'-ne-ah*) [*vñētepos*, an innovation or revolutionary movement]. In biology, Kollmann's term for the lengthening (for an indefinite time) of the period during which amphibians are gill-breathers.

**Neotociterus** (*ne-ot-o-sik'-ter-us*) [*vñētokos*, new-born; *ἰκτερος*, jaundice]. Icterus neonatorum.

**Neotocogalactozemia** (*ne-ot-ok-o-gal-ak-to-ze'-me-ah*) [*vñeos*, new; *τόκος*, birth; *γάλα*, milk; *ζημία*, loss]. A flow of milk from the breast of a new-born child.



**Neotocophthalmia** (*ne-ot-ok-off-thal'-me-ah*) [*νεότοκος*, new-born; *ὀφθαλμία*, ophthalmia]. Ophthalmia neonatorum, *q. v.*

**Nep** [*nepeta*, catmint]. The catnip, *Nepeta cataria*.

**Nepal** or **Nepaul Tumor**. A pendulous tumor of the ear, at times reaching the size of a child's head. It is endemic in Nepal, India.

**Nepalin** (*nef'-al-in*). Synonym of *Pseudoanconitum*.

**Nepenthe** (*ne-pan'-the*) [*νηπενθής*, banishing pain]. An old name for an Egyptian anodyne, probably opium.

**Nepenthes** (*ne-pen'-thes*) [*νηπενθής*, banishing pain]. A genus of some 37 recognized species of tropical climbing pitcher-plants. The pitchers contain droserin, *q. v.* and azerin, *q. v.*, and have the power of digesting insects that are drowned in their watery secretion.

**Nepeta** (*nef'-et-ah*). See *Catnip*.

**Nephablepsia** (*nef-ab-lep'-se-ah*). See *Niphablepsia*.

**Nephalism** (*nef'-al-izm*) [*νηφαλισμός*, soberness]. Total abstinence from spirituous liquors.

**Nephela** (*nef'-el-ah*) [*νεφέλη*, cloud]. Leukoma; also cloudiness of the urine.

**Nephelium** (*nef-el'-e-um*). See *Nebula*.

**Nepheloid** (*nef'-el-oid*) [*νεφέλη*, cloud; *εἶδος*, like]. Cloudy or turbid, as the urine under certain conditions.

**Nephelopia** (*nef-el-o'-pe-ah*) [*νεφέλη*, cloud; *ὄψ*, eye]. Cloudy or dim vision, due to some diminution of the transparency of the ocular media.

**Nephradenoma** (*nef-rad-en-o'-mah*) [*νεφρός*, kidney; *ἀδέν*, gland; *όμα*, tumor: *pl.*, *Nephradenomata*]. Adenoma of the kidney.

**Nephralgia**, **Nephralgy** (*nef-ral'-je-ah*, *nef-ral'-je*) [*νεφρός*, kidney; *ἄλγος*, a pain]. Pain referred to the kidney; renal colic.

**Nephranuria** (*nef-ran-u'-re-ah*) [*νεφρός*, kidney; *ἄν*, priv.; *οὐρον*, urine]. Suppression of the renal secretion.

**Nephrapostasis** (*nef-rap-os'-tas-is*) [*νεφρός*, kidney; *ἀποστάσις*, suppurative inflammation]. Abscess, or suppurative inflammation, of the kidneys.

**Nephrapragmonia** (*nef-rap-rag-mo'-ne-ah*) [*νεφρός*, kidney; *ἄ*, priv.; *πράγμα*, work]. Inactivity or torpidity of the kidneys.

**Nephrractia** (*nef-rark'-te-ah*) [*νεφρός*, kidney; *arctus*, from *arctere*, to find]. Contraction of the kidney.

**Nephrastroma** (*nef-ras'-to-mah*) [*νεφρός*, kidney; *στόμα* (*στόμα*), the mouth: *pl.*, *Nephrastromata*]. In biology, one of the ciliated funnels of the primitive kidney.

**Nephratonia** (*nef-rat-o'-ne-ah*), **Nephratony** (*nef-rat'-on-e*) [*νεφρός*, kidney; *ἄ*, priv.; *τόνος*, tone]. Atony or paralysis of the kidneys.

**Nephrauxe** (*nef-ravks'-e*) [*νεφρός*, kidney; *αὐξη*, increase]. Enlargement of the kidney.

**Nephrectasia** (*nef'-rek-ta'-ze-ah*) [*νεφρός*, kidney; *ἐκτασις*, dilatation]. Dilatation of a kidney.

**Nephrectomy** (*nef-rek'-to-me*) [*νεφρός*, kidney; *ἐκτομή*, excision]. Excision of the kidney. **N.**, **Abdominal**, nephrectomy through an abdominal incision. **N.**, **Lumbar**, removal of the kidney through an incision in the loin.

**Nephredema** (*nef-re-de'-mah*) [*νεφρός*, kidney; *οἰδημα*, edema]. Edema of the kidneys.

**Nephrelcosis** (*nef-rel-ko'-sis*) [*νεφρός*, kidney; *ἐλκωσις*, ulceration]. Ulceration of the kidney.

**Nephrelcus** (*nef-rel'-kus*) [*νεφρός*, kidney; *ἔλκος*, an ulcer]. An ulcer of the kidney.

**Nephremorrhagia** (*nef-rem-or-a'-je-ah*) [*νεφρός*, kidney; *αἷμα*, blood; *ῥηγνίνα*, to burst forth]. Hemorrhage from the kidney.

**Nephremphraxis** (*nef-rem-fraks'-is*) [*νεφρός*, kidney; *ἐμφράξις*, obstruction]. Obstruction of the vessels of the kidneys.

**Nephresia** (*nef-re'-ze-ah*) [*νεφρός*, kidney]. Disease of the kidney.

**Nephretic** (*nef-ret'-ik*) [*νεφρός*, kidney]. Affected with nephresia.

**Nephria** (*nef'-re-ah*). See *Bright's Disease*.

**Nephric** (*nef'-rik*) [*νεφρός*, kidney]. Pertaining to the kidney.

**Nephridia** (*nef-rid'-e-ah*). Plural of *Nephridium*.

**Nephridial** (*nef-rid'-e-al*) [*νεφρός*, a kidney]. Of or pertaining to a nephridium. **N. Ridge**, the larger of the two ridges on the dorsal aspect of the body-cavity of a vertebrate embryo. It contains the transverse excretory tubules (segmental tubules, nephridia) which are developed from the nephrotomes. It is also called the *Wolffian ridge*. **N. Row**, one of the single or double cell-rows which lie near the neural rows, developed from the polar cells (or *nephroblasts*) in the embryos of certain worms.

**Nephridium**, **Nephridion** (*nef-rid'-e-um*, *nef-rid'-e-on*) [*dim.* of *νεφρός*, kidney: *pl.*, *Nephridia*]. In biology: **I.** The fat about the kidneys. **2.** The renal-sexual organ (*organ of Bojanus*) in certain invertebrate animals. Much convoluted cellular tubes functioning as kidneys in the *annelida* and certain *mollusca*. They occasionally act as ducts for the transmission of the sexual products. Cf. *Nephrogonaduct*. **I. Provisional or Embryonic Nephridia**, those that temporarily appear in the ontogenetic development; (*a*) those that appear in that region of the embryo or larva that corresponds with the subsequent head-segment and which lie at the anterior extremity of the cell-mass (mesoderm streaks) are called *embryonic head nephridia* or *head kidneys*; (*b*) those that appear in the trunk-segments are called *embryonic* or *provisional trunk nephridia* or kidneys. **II. Permanent Nephridia**, on account of their frequently strict segmental arrangement, are often called *segmental organs*, or on account of their looped or winding course (in *Oligochaeta* and *Hirudinea*) *looped canals*. The anal tubes of the *Echiuridae* are sometimes called nephridia.

**Nephrrism** (*nef'-rizm*) [*νεφρός*, kidney]. The grave condition of patients suffering from pronounced or advanced disease of the kidney.

**Nephritic** (*nef-rit'-ik*) [*νεφριτικός*, from *νεφρός*, kidney]. Pertaining to nephritis, or to the kidney.

**Nephritis** (*nef-ri'-tis*) [*νεφρός*, the kidney; *ιτις*, inflammation]. Inflammation of the kidneys. It occurs in various forms designated as *acute*, *chronic*, *desquamative*, *glomerular*, *interstitial*, *parenchymatous*, and *tubal*. See *Bright's Disease*. **N.**, **Acute Albuminous**. See *N.*, *Acute Desquamative*. **N.**, **apostomatosa**, suppurative inflammation of the kidney. **N.**, **Cachectic**, a synonym of Bright's disease in general. **N.**, **Clostridial**, a form of chronic nephritis believed by Hopkins (F. V.) to be due to a peculiar microorganism, the "*Clostridium renale*." The symptoms are nervousness, sleeplessness, flatulent dyspepsia, albuminuria, dropsy, dyspnea, heart-failure, and the presence of the clostridia in the urine, free and attached to casts. **N.**, **Consecutive**, an inflammatory affection of the kidney secondary to disease of the lower portions of the urinary tract. **N.**, **Glomerular**. See *Glomerulo-nephritis*. **N.**, **Interstitial**, renal inflammation affecting the connective tissue mainly. **N.**, **Intertubular**. Same as *N.*, *Interstitial*. **N.**, **Lardaceous**, nephritis associated with amyloid degeneration of the kidney. **N.**, **Metastatic**, that secondary to disease of another organ. **N.**, **Mycotic**, that accompanying any form of mycosis. **N.**, **Parasitic**, that dependent upon the presence of renal parasites. **N.**, **Parenchymatous**, that involving the true renal parenchyma. See *Bright's Disease*. **N.**, **Puerperal**, the congested

- kidney of the puerperium, associated with albuminuria. **N.**, **Saturnine**, that due to chronic lead-poisoning. **N.**, **Septic**, that caused by germs. **N.**, **Toxic**, that consequent upon the presence of irritant poisons in the blood. **N.**, **Traumatic**, that following traumatism of the kidney. **N.**, **Tubal**. Same as *N.*, *Parenchymatous*. **N.**, **Tuberculous**, that due to the presence of tubercle-bacilli. **N.**, **Tubular**. Same as *N.*, *Parenchymatous*.
- Nephroabdominal** (*nef-ro-ab-dom'-in-al*) [νεφρός, kidney; *abdomen*, abdomen]. Pertaining to the kidneys and the abdomen.
- Nephroblast** (*nef'-ro-blast*) [νεφρός, a kidney; βλαστός, a germ]. In biology, one of the polar cells in embryos of certain worms, that give rise to the *nephridial rovus*.
- Nephrocele** (*nef'-ro-sel*) [νεφρός, kidney; κήλη, tumor]. Hernia of the kidney.
- Nephrochalazosis** (*nef-ro-kal-az-o'-sis*) [νεφρός, kidney; χολάζων, nodule]. Granular kidney.
- Nephrococcosis** (*nef-ro-kok-o'-sis*), **Synonym of Nephrochalazosis**.
- Nephrocolica** (*nef-ro-kol'-ik-ah*) [νεφρός, kidney; κολικός, colic]. Renal colic.
- Nephrocystitis** (*nef-ro-sis-ti'-tis*) [νεφρός, kidney; κύστις, bladder; ιτις, inflammation]. Inflammation of both bladder and kidneys.
- Nephrocystosis** (*nef-ro-sis-to'-sis*) [νεφρός, kidney; κύστις, cyst]. The condition of cystic kidney, or its formation.
- Nephrodinic** (*nef-ro-din'-ik*) [νεφρός, kidney; δίνος, a rotation, a round area]. In biology, discharging the genital products by nephridia or nephrogonaducts.
- Nephrodysneuria** (*nef-ro-dis-nu'-re-ah*) [νεφρός, kidney; δύς, difficult; νεύρον, nerve]. A morbid state of the renal nerves.
- Nephrogenous** (*nef-roj'-en-us*) [νεφρός, kidney; γεννᾶν, to beget]. Of renal origin.
- Nephrogonaduct** (*nef-ro-gon'-ad-ukt*) [νεφρός, kidney; *gonaduct*, from γονή, seed; *ductus*, a duct]. In biology, a nephridium specialized to act as a gonaduct, as in certain molluscs.
- Nephrography** (*nef-ro-g'-ra-fe*) [νεφρός, kidney; γράφειν, to write]. A description of the kidneys.
- Nephrohydrops** (*nef-ro-hi'-drops*), **Nephrydrosis** (*nef-rid-ro'-sis*). See *Hydronephrosis*.
- Nephrohypertrophy** (*nef-ro-hi-pur'-tro-fe*) [νεφρός, kidney; ὑπέρ, over; τροφή, nourishment]. Hypertrophy of the kidney.
- Nephroid** (*nef'-roid*) [νεφρός, a kidney; εἶδος, form]. Kidney-shaped; reniform; resembling a kidney.
- Nephrolith** (*nef'-ro-lith*) [νεφρός, kidney; λίθος, stone]. Calculus of the kidney.
- Nephrolithiasis** (*nef-ro-lith-i'-as-is*) [νεφρός, kidney; λιθίασις, lithiasis]. The formation of renal calculi, or the diseased state that leads to their formation.
- Nephrolithic** (*nef-ro-lith'-ik*) [νεφρός, kidney; λίθος, stone]. Pertaining to, or affected with, a nephrolith.
- Nephrolithocolica** (*nef-ro-lith-o-kol'-ik-ah*, [νεφρός, kidney; λίθος, stone; κολικός, colic]. Renal colic due to stone.
- Nephrolithotomy** (*nef-ro-lith-ot'-o-me*) [νεφρός, kidney; λίθος, stone; τομή, a cutting]. An operation for calculus of the kidney.
- Nephrology** (*nef-roj'-o-je*) [νεφρός, kidney; λόγος, science]. The science of the anatomy, physiology, and diseases of the kidney.
- Nephromalacia** (*nef-ro-mal-a'-se-ah*) [νεφρός, kidney; μαλακία, softness]. Softening, or abnormal softness, of the kidney.
- Nephromegalia** (*nef-ro-meg-a'-le-ah*) [νεφρός, kidney; μέγας, large]. Same as *Nephrauxes*.
- Nephromere** (*nef'-ro-mēr*) [νεφρός, kidney; μέρος, part]. The part of the mesoblast from which the kidney is developed.
- Nephromiosis, Nephromeiosis** (*nef-ro-mi-o'-sis*) [νεφρός, kidney; μείωσις, less]. Contraction of the kidney.
- Nephroncus** (*nef-rong'-kus*) [νεφρός, kidney; ὄγκος, tumor]. Tumor of the kidney.
- Nephroparalysis** (*nef-ro-par-al'-is-is*) [νεφρός, kidney, παράλυσις, palsy]. Paralysis of the kidney.
- Nephroparesis** (*nef-ro-par'-es-is*) [νεφρός, kidney; παρεσις, paresis]. Same as *Nephroparalysis*.
- Nephropathy** (*nef-ro-p'-ath-e*) [νεφρός, kidney; πάθος, disease]. Any disease of the kidney.
- Nephropexy** (*nef'-ro-peks-e*) [νεφρός, kidney; πήξις, fixation]. Surgical fixation of a floating kidney.
- Nephrophlegmasia** (*nef-ro-fleg-ma'-ze-ah*) [νεφρός, kidney; φλεγμασία, inflammation]. Any inflammation of the kidney.
- Nephrophlegmatic** (*nef-ro-fleg-mat'-ik*) [νεφρός, kidney; φλεγμασία, inflammation]. Of the nature of or due to nephrophlegmasia.
- Nephrophthisis** (*nef-rof'-this-is*) [νεφρός, kidney; φθίσις, a wasting]. A cheesy inflammation of the kidney, the process often beginning in the mucous membrane of the bladder, or in the prostate, and extending to the kidney. The urine is generally acid, and small cheesy masses, elastic fibers, and shreds of cast-off connective tissue may be found in it. The disease is most frequent in males, and is due to the presence of the tubercle-bacillus.
- Nephroplegia** (*nef-ro-ple'-je-ah*) [νεφρός, kidney; πηληγία, stroke]. Paralysis of the kidney.
- Nephroptosis** (*nef-ro-pt'-sis*) [νεφρός, kidney; πτώσις, fall]. Downward displacement of the kidney. See *Floating Kidney*.
- Nephropyelitis** (*nef-ro-pi-el'-i'-tis*) [νεφρός, kidney; πύελος, pelvis; ιτις, inflammation]. Inflammation of the pelvis of the kidney; pyelonephritis.
- Nephropyic** (*nef-ro-pi'-ik*) [νεφρός, kidney; πύον, pus]. Relating to suppuration of the kidney.
- Nephropyosis** (*nef-ro-pi'-o'-sis*). Same as *Pyonephrosis*.
- Nephrorrhagia** (*nef-ror-a'-je-ah*) [νεφρός, kidney; ρεγνῖναι, to burst forth]. Renal hemorrhage.
- Nephrorrhaphy** (*nef-ro-r'-af-e*) [νεφρός, kidney; ραφή, suture]. Suture of a floating kidney to the posterior wall of the abdomen or to the loins. The stitches may be introduced through the capsule or even through the substance of the kidney.
- Nephros** (*nef'-ros*) [νεφρός, kidney]. The kidney.
- Nephrosclerosis** (*nef-ro-skle-ro'-sis*) [νεφρός, kidney; σκληρός, hard]. Induration of the kidney.
- Nephrospastic** (*nef-ro-spas'-tik*) [νεφρός, kidney; σπᾶν, to wrench]. Pertaining to spasm of the kidney.
- Nephrostegnosis** (*nef-ro-steg-no'-sis*) [νεφρός, kidney; στεγνοῖν, to cover]. A cirrhotic condition of the kidney.
- Nephrotome** (*nef'-ro-tōm*) [νεφρός, kidney; τόμος, cut]. In embryology, one of the two divisions of the primitive segments of the celum in vertebrate embryos; it lies next to the lateral plates or mesothelium of the splanchnoceles. It is also called the *intermediate mass*, *Mittelplatte* (Kölliker).
- Nephrotomy** (*nef-roj'-o-me*) [νεφρός, kidney; τομή, a cutting]. Incision of the kidney. **N.**, **Abdominal**, nephrotomy through an abdominal incision. **N.**, **Lumbar**, nephrotomy through an incision in the loin.
- Nephro-typoid, Nephro-typhus** (*nef-ro-ti'-foid, nef-ro-ti'-fus*) [νεφρός, kidney; τυφός, stupor]. Enteric fever with renal complications.



**Nephrozymosis** (*nef-ro-zī'-mōz*) [*νεφρός*, kidney; *ζύμη*, leaven]. A gum resembling diastase sometimes found in urine.

**Neptune's Cingulum or Girdle.** *Cingulum neptuni*, a folded sheet, the end of which has been soaked in hot water, wrung out and applied to the abdomen, the larger and dry portion being utilized as a bandage. See *Girdle*.

**Neptunium** (*nep-tu'-ne-um*) [*Neptunus*, a sea-god]. A doubtful new element obtained from columbite. Atomic weight, 118.

**Nérac, Pian of.** An herpetic form of syphilis.

**Neritic** (*ne-rit'-ik*) [*Νηριτης*, son of Nereus]. In biology, a term applied to the swimming faunas and floras (*plankton*) of the coast regions of the continents as well as the archipelagoes and islands. Their composition is essentially different from that of the *oceanic* plankton, and they are quantitatively as well as qualitatively richer.

**Nerium** (*ne'-re-um*) [*νήπιον*, the oleander]. The leaves and root of *N. odorum*, the common oleander. The extractive principles exert a marked effect on the motor centers, in lethal doses producing paralysis and death from heart-failure. In small doses they act as a cardiac tonic resembling digitalis. Dose of the extract gr.  $\frac{1}{3}$ - $\frac{3}{4}$ . The tincture may be given cautiously, in one-drop doses, gradually increased. Unof.

**Neroli, Oil of.** See *Aurantium*.

**Neronian Phlebotomy.** Venesection in which several veins are opened simultaneously.

**Nerval** (*ner'-val*) [*nervus*, a nerve]. Pertaining to a nerve or nerves.

**Nervate** (*ner'-vāt*) [*nervus*, a nerve]. In biology, having nerves, as a leaf.

**Nervation** (*ner-va'-shun*) [*nervus*, a sinew or nerve]. In biology, the arrangement or disposition of the fibro-vascular bundles in the blades of leaves, or of the nerves or veins of an insect's wing; innervation.

**Nervature** (*ner'-vat-ūr*). Same as *Nervation*.

**Nervaura** (*ner-vaw'-rah*) [*nervus*, nerve; *aura*, air]. A subtle hypothetic essence emanating from the nervous system, and enveloping the body in a kind of sphere.

**Nerve** (*nerz*) [*nervus*, nerve]. A nerve is an elongated cord or tract of protoplasm made up of aggregations of nerve-fibers and having the property of transmitting impulses. **N., Accelerator.** Synonym of *N., Augmentor*. **N., Afferent**, one that transmits impulses from the periphery to the central nervous system. **N., Anabolic**, one directly or indirectly bringing about constructive metabolism. **N., Arresting.** Same as *N., Inhibitory*. **N., Augmentor**, the cardiac sympathetic nerves, stimulation of which causes acceleration of the heart's action. **N.-aura.** Same, as *Nervaura*. **N.-axis**, the axis-cylinder. See *N.-fiber*. **N.-bristles**, fine broaches barbed on one side, or with the end bent at right angles, employed for removing devitalized pulps from the canals of the teeth. **N.-broach**, a wire instrument for extracting the nerve of a tooth. **N., Calorific**, a nerve, stimulation of which increases the heat of the parts to which it is distributed. The term is applied to the dilator nerves and to those stimulating functional activity of organs. **N.-canal**, the pulp-cavity of a tooth. **N.-canal Reamer**, an instrument for enlarging the pulp-canal of a tooth, prior to the filing of the canal. **N.-capping**, a cap placed over a tooth to protect an exposed nerve. **N., Catabolic.** See *N., Katabolic*. **N.-cell**, a mass of protoplasm containing a large vesicular nucleus within which lies a well-marked nucleolus. Nerve-cells have one or more elongated processes, and in accordance with the number of these are designated unipolar, bi-

polar, or multipolar. The processes are of two kinds: the *axis-cylinder* process and the *protoplasmic* process. The axis-cylinder (Deiter's) process either becomes continuous with the axis-cylinder of a nerve-fiber, or divides within the gray matter into minute branches forming a delicate network. **N.-cement**, neuroglia. **N.-center**, a group of ganglion-cells acting together in the performance of some function. **N., Centrifugal.** Synonym of *N., Efferent*. **N., Centripetal.** Synonym of *N., Afferent*. **N., Cerebral**, a cranial nerve, *q. v.* **N.-chord.** Same as *N.-cord*. **N.-cord**, a nerve; a cord composed of nervous tissue. **N.-corpuscles**, nucleated corpuscles lying between the neurilemma and the medullary sheath of medullated nerve-fibers; they are stained by methyl-anilin. **N., Cranial**, a nerve arising directly from the brain, the oblongata or the cervical part of the cord, and making its exit through one of the foramina in the skull. **N.-current**, a current, by some thought to pass through the nerves and muscles. **N., Depressor**, an afferent nerve, irritation of which depresses or inhibits the vaso-motor center. **N.-drill**, an instrument for enlarging the pulp-cavity of a tooth. **N., Efferent**, one carrying impulses from the central nervous system to the periphery. **N.-eminence.** Same as *N.-hill*. **N.-endings**, the terminations of nerves at the periphery or in the nerve-centers. **N. of Expression**, the facial nerve. **N.-fat.** Same as *Protagon*. **N.-fiber**, a fiber having the property of conducting invisible or molecular waves of stimulation from one part of an organism to another, and so establishing physiologic continuity between such parts, without the necessary passage of waves of contraction (Romanes). There are two kinds of nerve-fibers: the *medullated* and the *non-medullated*. A typical medullated fiber consists of: (a) the *axis-cylinder*, which may be surrounded by a sheath, the *axilemma*; (b) the *medullary sheath*, or white substance of Schwann; (c) the *neurilemma*, or sheath of Schwann. The axis-cylinder consists of fine fibrillae cemented together by a granular interstitial substance, the *neuroplasm*. The *medullary sheath* consists of a reticulated framework composed of a material resembling neuro-keratin, and a semifluid substance filling the interstices, called *myelin*. At regular intervals the medullated sheath is marked by interruptions, the *nodes of Ranvier*. Each *internode*, as the portions of fiber included between two Ranvier's nodes are termed, possesses a *nerve-corpuscle*. Under certain conditions the white substance of Schwann is seen to be composed of elongated pieces, the so-called Schmidt-Lantermann segments. These may be artifacts. The neurilemma, sheath of Schwann, or primitive sheath, is a delicate elastic membrane, closely investing the medullary substance. On its inner surface are placed the *nerve-corpuscles*. The *non-medullated*, pale, or Remak's fibers, do not possess a medullary sheath, but consist only of axis-cylinder and neurilemma. The nerve-corpuscles are more abundant than in medullated nerve-fibers. Medullated nerve-fibers are found in the cerebro-spinal nerves, while non-medullated fibers occur in the sympathetic nerves and tend to form plexuses. Nerve-fibers are aggregated into *fasciculi*; these in turn unite to form *nerve-trunks*. The nerve-fibers in a fasciculus are held together by the *endoneurium*; while each fasciculus is surrounded by a sheath termed the *perineurium*. The epineurium holds together the several fasciculi composing a nerve-trunk. **N.-fiber, Amyelinic.** A synonym of non-medullated nerve-fiber. See *N.-fiber*. **N.-fiber, Myelinic.** A synonym of medullated nerve-fiber. See *N.-fiber*. **N.-fiber, Organic.** A synonym of non-medullated nerve-fiber. See *N.-fiber*. **N.-fiber,**

**White.** A synonym of medullated nerve-fiber. See *N.-fiber*. **N.-fibril**, a very fine filament of nerve-tissue entering into the formation of the axis-cylinder. **N.-force**, the energy of the nervous system. See *Isomeric Theory of*. **N., Forty-fourth**, the sympathetic nerve. **N., Frenator**, an inhibitory nerve. **N., Frigorific**, a sympathetic nerve, so-called because its stimulation causes a fall of temperature; the vaso-constrictor nerves are frigorific nerves. **N., Ganglionic**. A synonym of *N., Sympathetic*. **N.-grafting**, the

transplanting of a portion of healthy nerve from an animal to man, after surgical operations necessitating the removal of a portion of a nerve. **N.-head**, the optic disc or papilla. **N.-hill**, **N.-hillock**, the motor end-plate of a nerve. **N., Incident**. A synonym of *N., Afferent*. **N., Katabolic**, one giving rise to chemic and destructive changes in a muscle or other tissue. **N., Krause's Ulnar Collateral**, a branch of the musculo-spiral, which accompanies the ulnar nerve for some distance and ends in the lower part of the inner

### ILLUSTRATIONS OF TYPICAL NERVE-STRUCTURES.



MEDULLATED FIBER, WITH SCHWANN'S SHEATH.

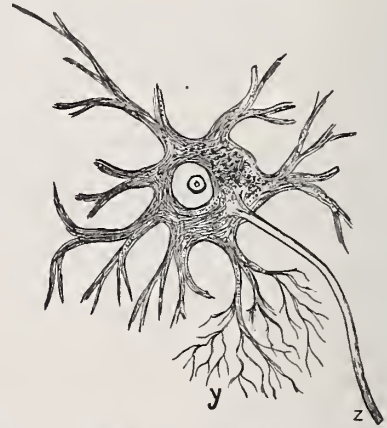
6 Medullated fiber, with Schwann's sheath. c. Neurilemma. t. t. Ranvier's nodes. b. White substance of Schwann d. Cells of the endoneurium. a. Axis-cylinder.



PRIMITIVE FIBRILLA AND AXIS-CYLINDER.



MEDULLATED VARICOSE FIBER.



MULTIPOLAR NERVE-CELL FROM THE SPINAL CORD.  
z. Axis-cylinder process. y. Protoplasmic processes.



REMAK'S FIBERS.  
Nerve-fibers treated with silver nitrate and showing Frohmann's lines.



TRANSVERSE SECTION OF A NERVE-FIBER.



PERIPHERAL GANGLIONIC CELL, WITH A CONNECTIVE-TISSUE CAPSULE.



GANGLIONIC CELL, SHOWING A SPIRAL AND A STRAIGHT PROCESS.



head of the triceps. **N.-less**, without a nerve. **N.-like**, resembling a nerve. **N.-loop**, an arched connection between two or more nerves. **N.-medulla**, the axis-cylinder of a nerve. **N., Medullated**. See *N.-fiber*. **N.-mimicry**. Same as *Neuromimesis*. **N., Mixed**, one made up of both afferent and efferent fibers. **N.-motion**, the condition of excitement of nerves in the normal, intact body, due to physiologic or normal stimulus; its nature is unknown. **N., Motor**, one containing only or chiefly motor fibers. **N.-needle**, in dentistry, an instrument used for broaching out a pulp-cavity. **N., Non-medullated**. See *N.-fiber*. **N.-paste**, a preparation for destroying the nerves of teeth, for the composition of which different formulæ are given. Some are composed of arsenious acid and creasote, others of arsenious acid, creasote, and sulphate of morphin. **N.-path**, the course pursued by a nervous impulse. **N.-plate**, a layer of nervous tissue, which may develop into a nerve-tube or nerve-cord. **N.-plexus**, a grouping of nerves. **N.-power**, the nervous energy of the body. **N., Pressor**, an afferent nerve, irritation of which stimulates the vaso-motor center. **N.-ring**, the ring of nerve-fibers surrounding a hair-follicle below the orifice of the sebaceous glands. **N.-root**: 1. The root of a nerve; the nerve or one of its constituent parts, as it emerges from a central organ. 2. The plant *Cypripedium pubescens*. **N.-rudiment**, the rudiment of a nerve. **N., Secretary**, an efferent nerve, stimulation of which causes increased activity of the gland to which it is distributed. **N.-section**, the division of a nerve for the relief of neuralgia. **N.-shaken**, having the nervous system shattered. **N., Spinal**, one of those arising from the spinal cord and making its exit through an intervertebral foramen. There are 31 pairs of spinal nerves. **N.-storm**, a sudden outburst or paroxysm of neurotic disturbance. **N.-stretching**, mechanical elongation or tension of a nerve, for neuralgia, spasmodic contraction, and other pathologic conditions. **N.-substance**, the substance of a nerve-cell. **N., Sympathetic**, one of a system of nerves distributed chiefly to the blood-vessels and to the viscera. They are so-called because they were thought to establish a communication or sympathy between distant organs of the body, especially in diseased states. See *Sympathetic*. **N., Thermic**. A synonym of *N., Calorific*. **N.-tire**, neurasthenia. **N.-tissue**, the intrinsic substance of a nerve or nerve-fiber. **N.-track**, same as *N.-path*. **N., Trophic**, a nerve, the function of which is to preside over the nutrition of the part to which it is distributed. **N.-trunk**, the main division or stem of a nerve. **N.-tube**, a nerve-fiber; also a hollow cord of embryonic nervous tissue. **N.-tuft**, a minute plexus of nerve-fibers. **N.-tumor**. See *Neuroma* and *Tumors, Table of*. **N.-tunic**, an investiture by nervous tissue. **N.-twig**, a minute ramification of a nerve. **N., Ulnar Collateral**. See *N., Krause's*. **N., Vaso-constrictor**. See *N., Vaso-motor*. **N., Vaso-dilator**. See *N., Vaso-motor*. **N., Vaso-hypertonic**. A synonym of *N., Vaso-constrictor*. **N., Vaso-inhibitory**. A synonym of *N., Vaso-dilator*. **N., Vaso-motor**; vaso-motor nerves are of two kinds—those, stimulation of which causes contraction of the vessels, *vaso-constrictor* nerves, and those, stimulation of which causes active dilatation, *vaso-dilator* nerves. Ordinarily vaso-motor is synonymous with vaso-constrictor. **N.-wave**, a wave-motion in a nerve.

**Nerved** (*nerd*) [*nervus*, a fiber]. Having nerves; nervose; innervated.

**Nervelessness** (*ner'-les-nes*) [*nervus*, a nerve]. Lack of vigor; a nerveless state.

**Nervi** (*ner'-vi*) [*L.*]. Plural of *Nervus*, a nerve. Nerves. **N. nervorum**, a term applied to the small nerves distributed to the nerve-sheaths.

**Nerviduct** (*ner'-vid-ukt*) [*nervus*, nerve; *ductus*, duct]. The channel by which a nerve passes through a bone.

**Nerville** (*ner'-vil*) [*nervillus*, dim. of *nervus*, nerve]. In biology, a very fine nerve in the blade of a leaf.

**Nervimotion** (*ner'-vim-o-shun*) [*nervus*, a nerve; *motio*, motion]. In biology, the reflex action of the nervous system, or the power of self-motion, as in leaves.

**Nervimotor** (*ner'-vim-o-tor*) [*nervus*, a nerve; *motor*, a mover]. 1. Pertaining to or causing nervimotion. 2. That which causes nervimotion.

**Nervine** (*ner'-vin*) [*nervus*, nerve]. 1. Pertaining to the nerves. 2. Acting favorably, or decidedly, upon the nerves. 3. A remedy that calms nervous excitement or acts favorably on nervous diseases. 4. The plant *Cypripedium pubescens*.

**Nervose** (*ner'-vōz*) [*nervosus*, full of fibers]. Nerved; conspicuously nerved.

**Nervosism** (*ner'-vo-sizm*) [*Fr. nervosisme*; *nervus*, a nerve]. 1. Neurasthenia or nervousness. 2. The doctrine that all morbid phenomena are caused by alterations of nerve-force.

**Nervous** (*ner'-vus*) [*nervus*, a nerve]. Pertaining to nerves. Applied to conditions of hyperesthesia and neurasthenia. **N. Bladder**. See *Bladder*. **N. Break-down**. See *Neurasthenia*. **N. Cough**, an hysteric disturbance of the motor functions of the larynx, manifesting itself as an almost constant cough, unassociated with disease of the laryngeal mucosa. **N. Fluid**, a hypothetic fluid supposed to traverse the nerves from the nerve-centers to the periphery. **N. Impulse**, the impulse propagated along a stimulated nerve. **N. Influence**. Same as *Nerve-power*. **N. Irritability**, a morbid condition of excitability of the nervous system. **N. Quinsy**. A synonym of *Globus hystericus*. **N. Shock**, a functional disturbance of the central nervous system, following fright or other violent emotion. **N. System**. See *Cerebro-spinal*. **N. Temperament**. See *Temperament*. **N. Vomiting**, a condition not associated with anatomic changes in the stomach or with any morbid state of its contents, but due to nervous influences acting either directly or indirectly upon the centers presiding over the act of vomiting. It usually occurs in brunet women, and is, as a rule, not of much gravity, although death has occurred.

**Nervousness** (*ner'-vus-nes*) [*nervus*, nerve]. A condition of over-excitability of the nervous system, characterized by great unrest, mental and physical.

**Nervule, Nervulet** (*ner'-vūl, ner'-vu-let*) [dim. of *nervus*, nerve]. A small nerve.

**Nervulose** (*ner'-vu-lōz*) [*nervulus*, dim. of *nervus*, a nerve]. In biology, minutely nervose.

**Nervure** (*ner'-vūr*) [*nervus*, a sinew]. In biology, one of the veins or nerves of a leaf or an insect's wing.

**Nesis** (*ne'-sis*) [*νῆσις*, suture]. Suture.

**Nessler's Reagent and Test**. A solution of potassium iodid, mercuric chlorid, and sodium hydroxid, used in estimating the amount of ammonia in water. See *Tests, Table of*.

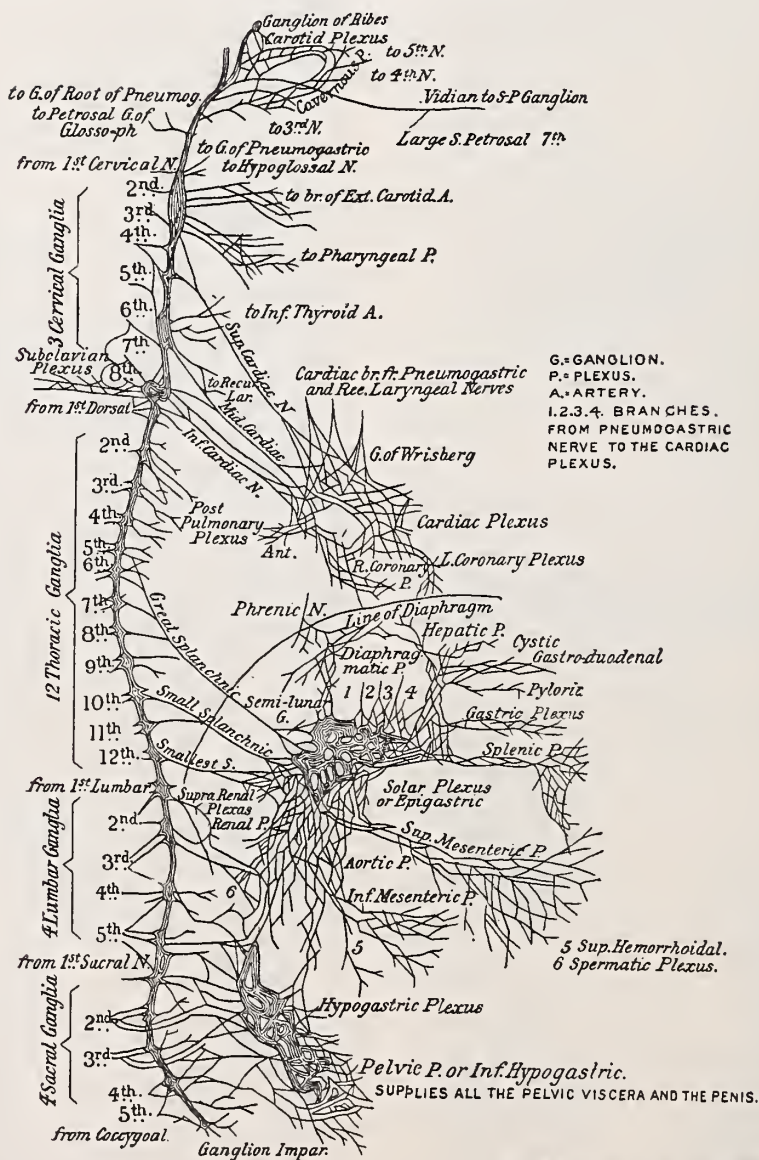
**Nesslerizing** (*nes'-ler-i-zing*) [after *Nessler*, a chemist]. The process of using Nessler's reagent.

**Nest** [*ME., nest*, a nest]. The home of a bird; the place where its eggs are laid. **N.-cell**, an aggregation or cluster of cells, as in carcinoma.

**Nesteia** (*nes-ti'-ah*) [*νηστεία*, fasting]. 1. Fasting. 2. The jejunum.

**Nestiatria** (*nes-te-a'-tre-ah*) [*νηστεία*, a fast; *ιατρεία*, treatment]. Hunger-cure; treatment by fasting.

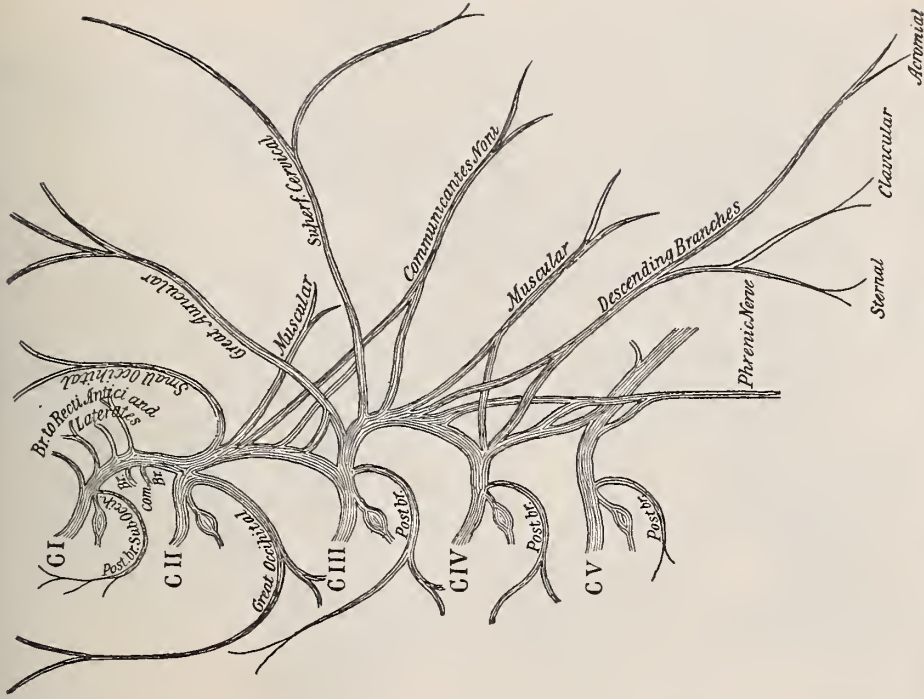
# THE SYMPATHETIC SYSTEM OF NERVES.



From *Potter's Compend of Anatomy.*

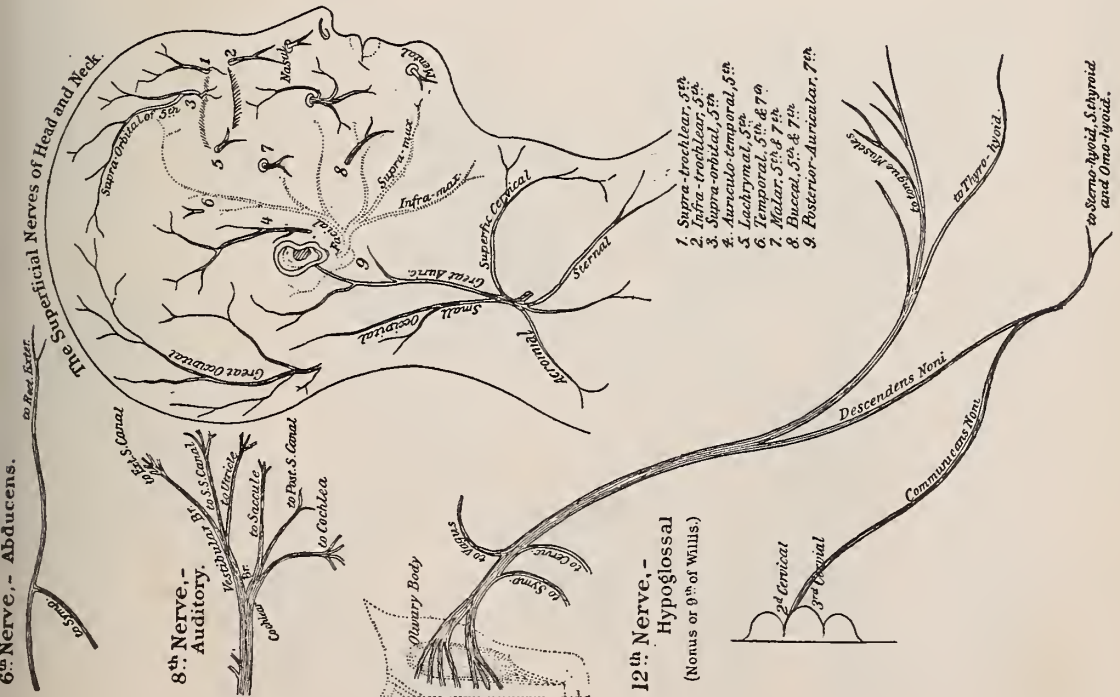


Cervical Plexus



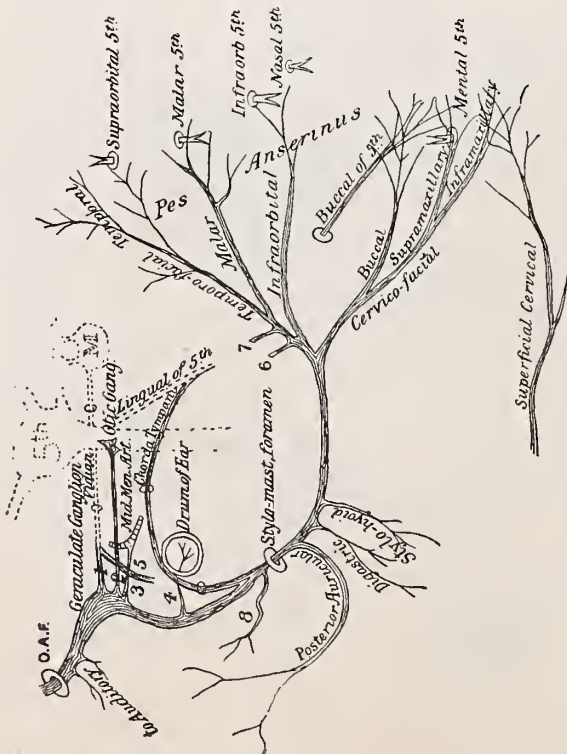
THIS PLEXUS LIES UPON THE  
SCALenus MEDIUS AND  
LEVATOR ANGULI SCAPULAE  
MUSCLES.  
THE CERVICAL IS COVERED BY THE STERNO-CLEIDO-MASTOID MUSCLE.

From Potter's Compend of Anatomy



# THE CRANIAL NERVES

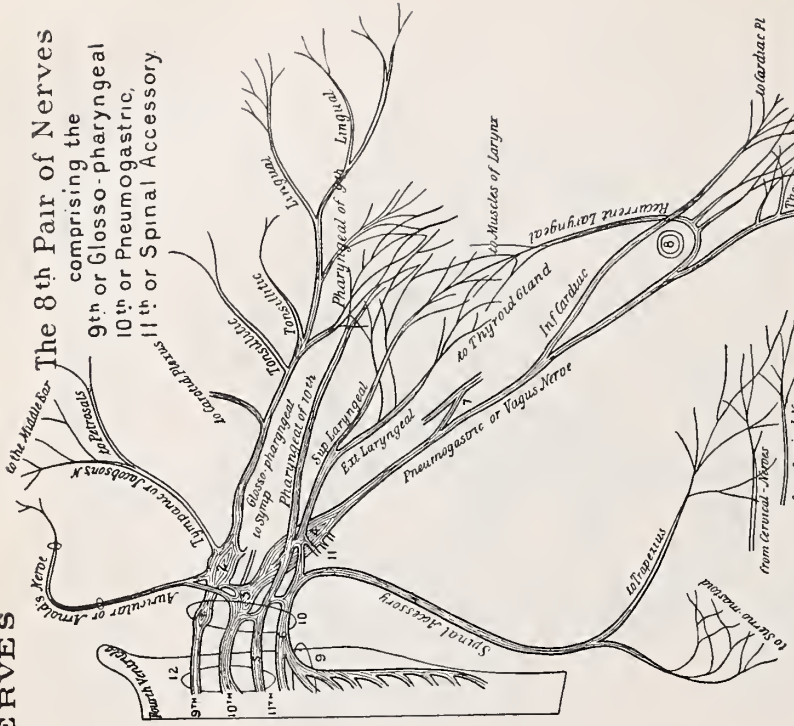
### 7<sup>th</sup> Nerve-Facial, or Portia Dura.



## REFERENCES.

1. GREAT PETROSAL, TO FORM VIOIAN WITH NO 5.
2. SMALL PETROSAL, TO OTIC GANGLION.
3. EXTERNAL PETROSAL, TO PLEXUS ON MID MENINGEAL ARTERY.
4. TYMPANIC BR. TO STAPEDIUS, ETC.
5. BR. FROM CAROTID PLEXUS MAKING VIOIAN, WITH NO 1.
6. 7. BRs. TO AURICULO-TEMPORAL OF 5<sup>TH</sup>
8. BR. TO AURICULAR OF VAGUS.
9. BR. TO GLOSSOPHARYNGEAL OF VAGUS.
10. BR. TO VAGUS.
11. BR. TO VAGUS.
12. BR. TO VAGUS.
13. BR. TO VAGUS.
14. BR. TO VAGUS.
15. BR. TO VAGUS.
16. BR. TO VAGUS.
17. BR. TO VAGUS.
18. BR. TO VAGUS.
19. BR. TO VAGUS.
20. BR. TO VAGUS.
21. BR. TO VAGUS.
22. BR. TO VAGUS.
23. BR. TO VAGUS.
24. BR. TO VAGUS.
25. BR. TO VAGUS.
26. BR. TO VAGUS.
27. BR. TO VAGUS.
28. BR. TO VAGUS.
29. BR. TO VAGUS.
30. BR. TO VAGUS.
31. BR. TO VAGUS.
32. BR. TO VAGUS.
33. BR. TO VAGUS.
34. BR. TO VAGUS.
35. BR. TO VAGUS.
36. BR. TO VAGUS.
37. BR. TO VAGUS.
38. BR. TO VAGUS.
39. BR. TO VAGUS.
40. BR. TO VAGUS.
41. BR. TO VAGUS.
42. BR. TO VAGUS.
43. BR. TO VAGUS.
44. BR. TO VAGUS.
45. BR. TO VAGUS.
46. BR. TO VAGUS.
47. BR. TO VAGUS.
48. BR. TO VAGUS.
49. BR. TO VAGUS.
50. BR. TO VAGUS.
51. BR. TO VAGUS.
52. BR. TO VAGUS.
53. BR. TO VAGUS.
54. BR. TO VAGUS.
55. BR. TO VAGUS.
56. BR. TO VAGUS.
57. BR. TO VAGUS.
58. BR. TO VAGUS.
59. BR. TO VAGUS.
60. BR. TO VAGUS.
61. BR. TO VAGUS.
62. BR. TO VAGUS.
63. BR. TO VAGUS.
64. BR. TO VAGUS.
65. BR. TO VAGUS.
66. BR. TO VAGUS.
67. BR. TO VAGUS.
68. BR. TO VAGUS.
69. BR. TO VAGUS.
70. BR. TO VAGUS.
71. BR. TO VAGUS.
72. BR. TO VAGUS.
73. BR. TO VAGUS.
74. BR. TO VAGUS.
75. BR. TO VAGUS.
76. BR. TO VAGUS.
77. BR. TO VAGUS.
78. BR. TO VAGUS.
79. BR. TO VAGUS.
80. BR. TO VAGUS.
81. BR. TO VAGUS.
82. BR. TO VAGUS.
83. BR. TO VAGUS.
84. BR. TO VAGUS.
85. BR. TO VAGUS.
86. BR. TO VAGUS.
87. BR. TO VAGUS.
88. BR. TO VAGUS.
89. BR. TO VAGUS.
90. BR. TO VAGUS.
91. BR. TO VAGUS.
92. BR. TO VAGUS.
93. BR. TO VAGUS.
94. BR. TO VAGUS.
95. BR. TO VAGUS.
96. BR. TO VAGUS.
97. BR. TO VAGUS.
98. BR. TO VAGUS.
99. BR. TO VAGUS.
100. BR. TO VAGUS.

The 8<sup>th</sup> Pair of Nerves comprising the  
9<sup>th</sup> or Glosso-pharyngeal  
10<sup>th</sup> or Pneumogastric,  
11<sup>th</sup> or Spinal Accessory.





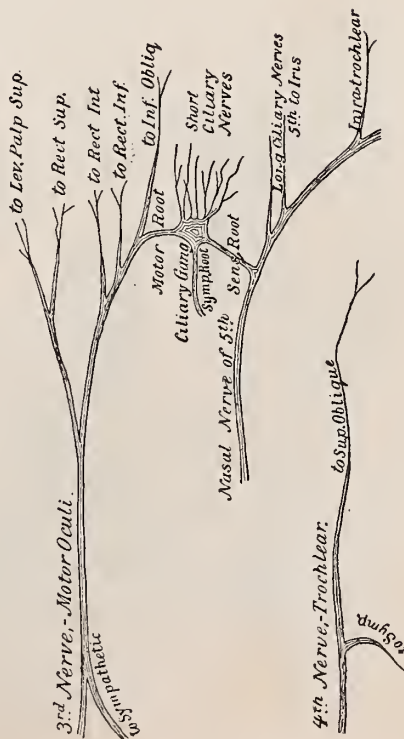
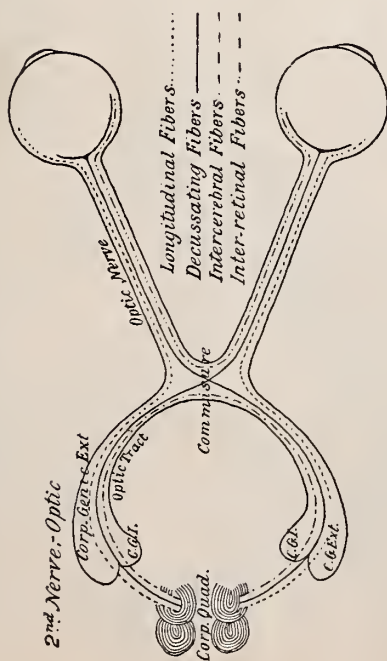
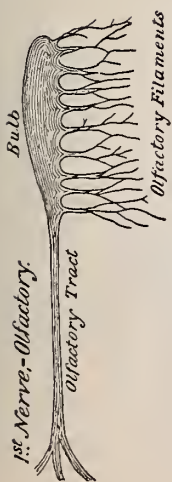
## REFERENCES

1. JUGULAR GANGLION OF 9<sup>TH</sup> NERVE
2. PETROUS GANGLION OF 5<sup>TH</sup> NERVE.
3. GANGLION OF THE VAGUS ROOT.
4. GANGLION OF THE VAGUS TRUNK
5. MEULIARY PART OF 11<sup>TH</sup> NERVE
6. SPINAL PART OF 11<sup>TH</sup> NERVE.
7. SUP CAROTID BR. JOINING CAROTID OF SYMPATHETIC.
8. SUBCLAVIAN ARTERY ON RIGHT SIDE, ARCH OF THE AORTA, ON LEFT SIDE OF THE BODY.
9. FORAMEN MAGNUM RECEIVING SPINAL OF THE SPINAL ACCESSORY.
10. JUGULAR FORAMEN TRANSMITTING ALL THREE NERVES  
ALSO CALLED  
THE FORAMEN LACRIMUM POSTERIUS.
11. BRANCHES TO HYPOGLOSSAL, SYMPATHETIC CERVICAL NERVES
12. CLIVARY BODY (IN BROKEN LINE).

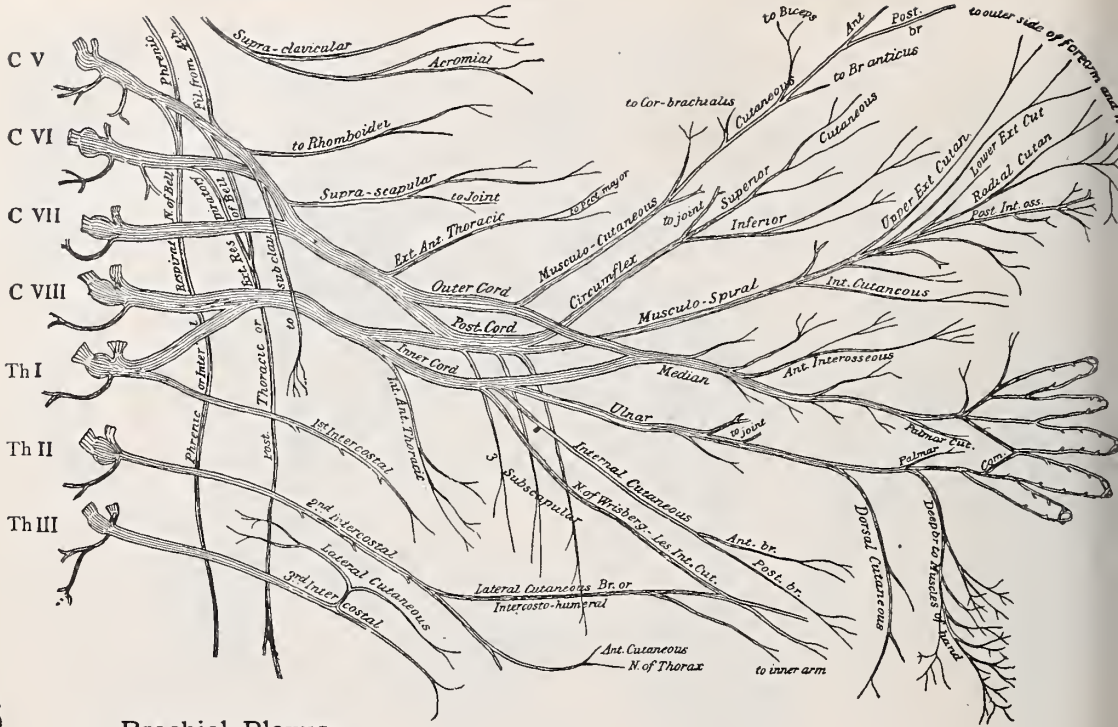
*From Poller's Compend of Anatomy.*



## THE CRANIAL NERVES.

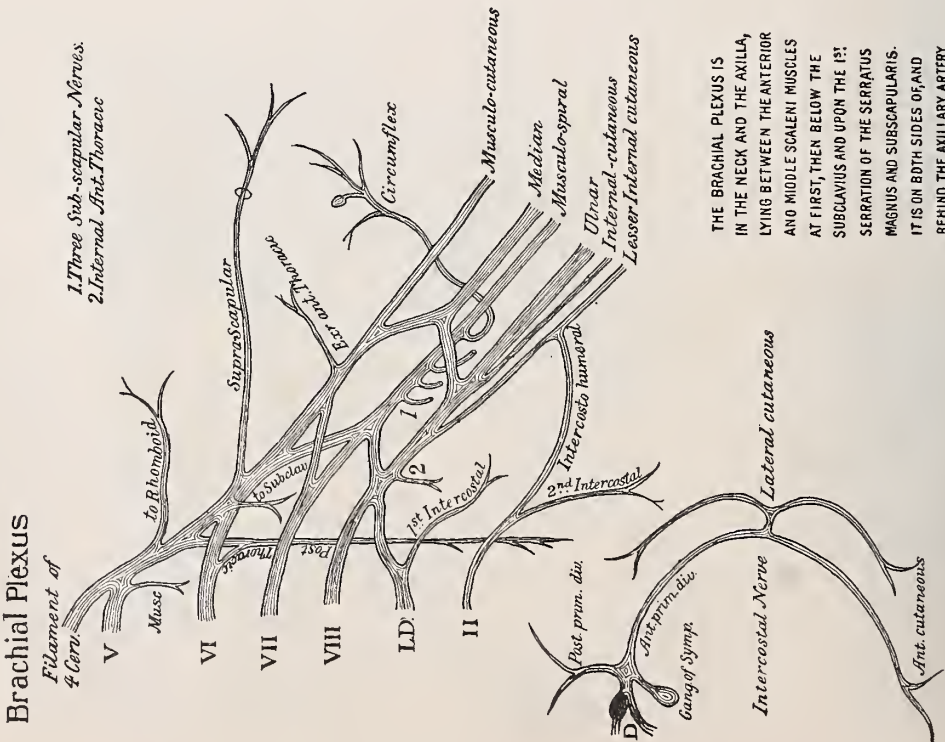


*From Potter's Compend of Anatomy*



Brachial Plexus  
and Nerves of the Arm.

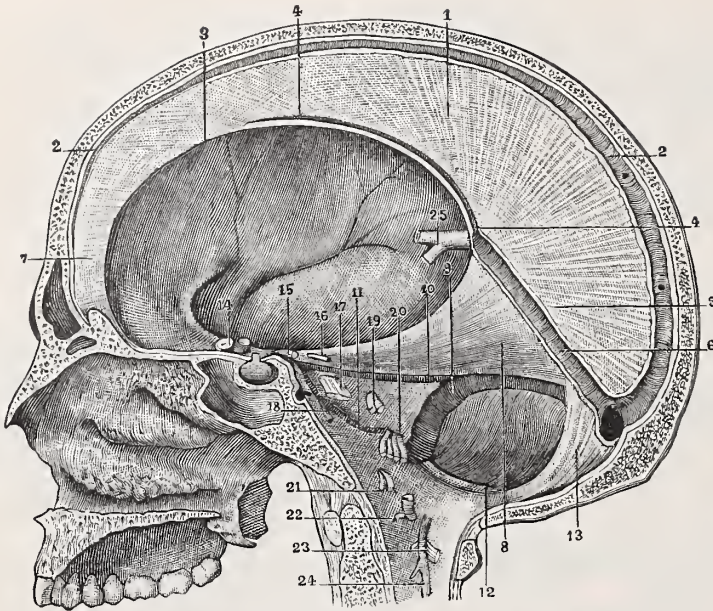
THE SPINAL NERVES.



THE BRACHIAL PLEXUS IS IN THE NECK AND THE AXILLA, LYING BETWEEN THE ANTERIOR AND MIDDLE SCALENI MUSCLES AT FIRST, THEN BELOW THE SUBCLAVIUS AND UPON THE 1ST SERRATION OF THE SERRATUS MAGNUS AND SUBSCAPULARIS. IT IS ON BOTH SIDES OF AND BEHIND THE AXILLARY ARTERY IN ITS 2ND PORTION, EXTERNAL THERETO IN ITS 1ST PORTION.

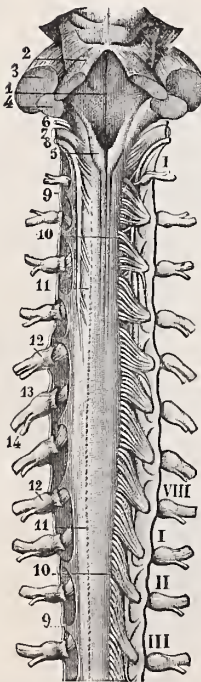




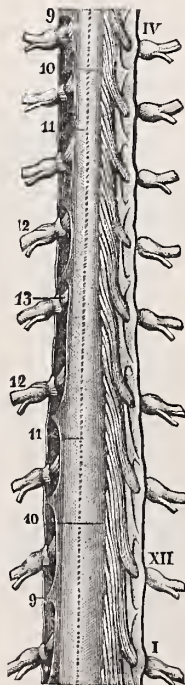


1. Falx cerebri. 2, 2. Its convex border, with the great longitudinal sinus.
3. Its concave border. 4, 4. Inferior longitudinal sinus. 5. Base of falx cerebri. 6. Straight sinus. 7. Apex of falx cerebri. 8. Right half of the tentorium, seen from below. 9. Right lateral sinus. 10. Superior petrosal sinus. 11. Inferior petrosal sinus. 12. Posterior occipital sinus. 13. Falx cerebelli. 14. Optic nerve. 15. Motor oculi. 16. Pathetic. 17. Trigemini. 18. Abducens. 19. Facial and auditory nerves. 20. Glosso-pharyngeal, pneumogastric and spinal accessory nerves. 21. Hypoglossal nerve. 22. First cervical nerve. 23. Second cervical nerve. 24, 24. Upper extremity of ligamentum denticulatum.

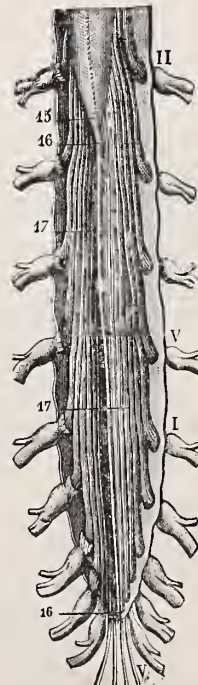
MEDISECTION OF BRAIN. POINTS OF EXIT OF NERVES.



SUPERIOR OR CERVICAL SEGMENT OF SPINAL CORD.



MIDDLE OR DORSAL PORTION OF CORD.



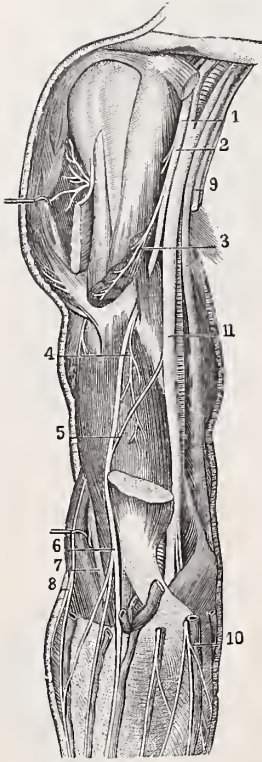
INFERIOR PORTION OF CORD AND CAUDA EQUINA.

1. Floor of fourth ventricle. 2. Superior cerebellar peduncle. 3. Middle cerebellar peduncle. 4. Inferior cerebellar peduncle. 5. Enlargement at upper extremity of postero-median column. 6. Glosso-pharyngeal nerve. 7. Vagus. 8. Spinal accessory. 9, 9, 9. Ligamentum denticulatum. 10, 10, 10. Posterior roots of spinal nerves. 11, 11, 11, 11. Postero-lateral fissure. 12, 12, 12. Ganglia of posterior roots. 13, 13. Anterior roots. 14. Division of united roots into anterior and posterior nerves. 15. Terminal extremity of cord. 16, 16. Filum terminale. 17, 17. Cauda equina. I, VIII. Cervical nerves. I, XII. Dorsal nerves. I, V. Lumbar nerves. I, V. Sacral nerves.

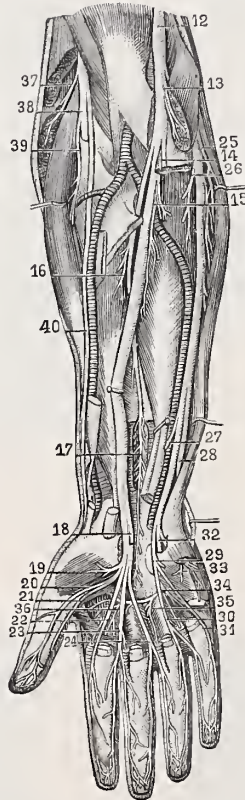


## TABLE OF NERVES (ALPHABETIC).

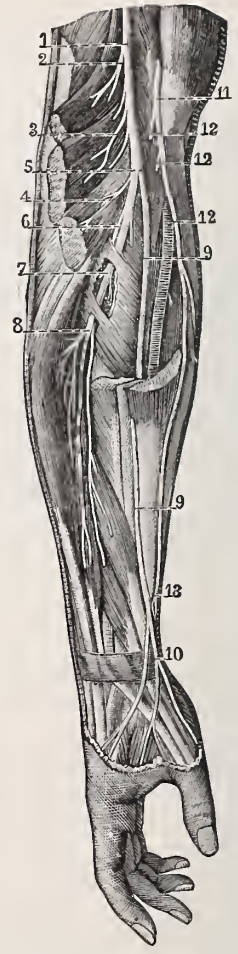
NAME.	FUNCTION.	ORIGIN.	DISTRIBUTION.	BRANCHES.
Abdominal.	Sensation and motion.	Vagus.	Surface of stomach.	Filaments.
Abducens (sixth cranial).	Motion.	Fourth ventricle.	External rectus of eye.	Filaments.
Alveolar.	Sensation.	Inferior dental.	Molar and bicuspid teeth, and adjacent gums.	Gingivales.
Arnold's.	See <i>Auricular</i> .			
Articular.	Trophic, sensory (?).	Anterior crural.	Knee-joint.	Capsular, synovial.
Articular, 2.	Trophic, sensory (?).	Ulnar.	Elbow-joint.	Filaments.
Articular, recurrent.	Motion.	External popliteal.	Knee-joint and anterior tibial muscle.	Filaments.
Auditory (eighth cranial, portio mollis of 7th).	Hearing.	Restiform body.	Internal ear.	Vestibular, cochlear.
Auricular.	Sensation.	Lesser occipital.	Integument of post. and upper portion of pinna.	Filaments.
Auricular ( <i>anterior</i> ).	Sensation.	Inferior maxillary.	Integument of external ear.	Filaments.
Auricular (Arnold's).	Sensation.	Vagus.	External ear.	Filaments.
Auricular ( <i>posterior</i> ).	Motion.	Facial.	Retrahens aurem, attollens aurem, occipito-frontalis.	Auricular, occipital.
Auricularis magnus.	Sensation.	Cervical plexus, 2d and 3d cervical.	Parotid gland, face, ear.	Facial, mastoid and auricular.
Auriculo-temporal.	Sensation.	Inferior maxillary.	Pinna and temple.	Articular, two branches to meatus, parotid, anterior auricular, superficial temporal.
Of Bock.	See <i>Pharyngeal</i> .			
Buccal.	Motion.	Facial.	Buccinator and orbicularis oris muscles.	Filaments.
Buccal, long.	Sensation, motion?	Inferior maxillary.	Cheek.	Superior and inferior buccinator and external pterygoid.
Calcanean, internal.	Sensation.	Posterior tibial.	Fascia and integument of heel and sole.	Several small filaments.
Calcaneo-plantar, cutaneous.	See <i>Calcanean, inter</i>	<i>nal</i> .		
Cardiac (cervical and thoracic).	Inhibition.	Vagus.	Heart.	Branches to cardiac plexuses.
Of Casser.	See <i>Perforating</i> , and	<i>Musculo-cutaneous</i> .		
Cavernous.	Sensation.	Prostatic plexus.	Erectile structures of penis.	Filaments.
Cervical, eight.	Motion and sensation.	Cord.	Trunk and upper extremities.	Ventral and dorsal divisions. See <i>Plexus</i> .
Cervical, first (anterior division).	Motion and sensation.	Cord.	Rectus lateralis and two anterior recti.	Filaments and communicating to vagus, hypoglossal, sympathetic.
Cervical, first (posterior division).	Motion and sensation.	Cord.	Recti, obliqui, complexus.	Communicating and cutaneous filaments.
Cervical, fourth (anterior division).	Motion and sensation.	Cord.	Shoulder and communicating.	Communicating filaments, muscular, etc.
Cervical, second (anterior division).	Motion and sensation.	Cord.	Communicating.	Ascending, descending, communicating and filaments.
Cervical, second (posterior division).	Motion and sensation.	Cord.	Obliquus inferioris, scalp, ear, complexus, splenius, trachelo-mastoid.	Internal or occipitalis major, and external.
Cervical, third (anterior division).	Motion and sensation.	Cord.	Communicating.	Ascending, descending, and communicating filaments.



BRACHIAL PORTION OF MUSCULO-CUTANEOUS, MEDIAN AND ULNAR NERVES.



TERMINAL PORTION OF MEDIAN NERVE AND OF ULNAR NERVE.



TERMINAL BRANCHES OF THE RADIAL NERVE.

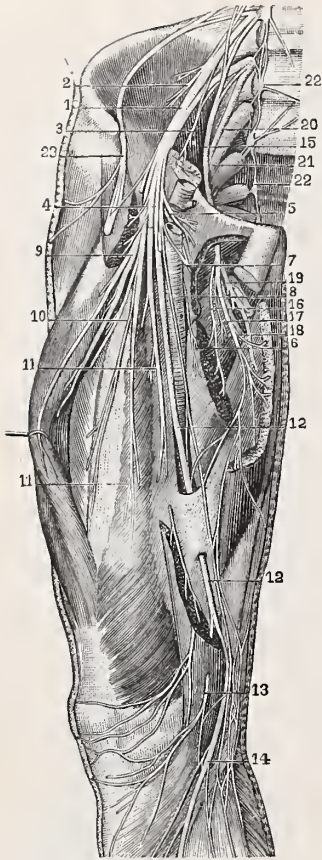
1. Musculo-cutaneous nerve. 2. Branch to coraco-brachialis 3. Branch to biceps. 4. Branch to brachialis anticus. 5. Anastomotic branch from median. 6. Division of musculo-cutaneous. 7. Radial nerve. 8. Its external cutaneous branch. 9. Internal cutaneous. 10. Its anterior, or ulnar branch. 11. Upper portion of median and ulnar nerves. 12. Their middle portion. 13. Branch to pronator radii teres. 14. Trunk giving rise to anterior muscular branches. 15. Branches to flexor profundus digitorum. 16. Branch to flexor longus proprius pollicis. 17. Interosseous branches. 18. Palmar cutaneous branch. 19. Branch for muscles of thenar eminence. 20. External collateral branch to thumb. 21. Internal collateral branch. 22. External collateral branch to index finger. 23. Common trunk of internal collateral branch to index finger and external collateral branch to middle finger. 24. Trunk of internal collateral to middle finger and external collateral branch to ring finger. 25. Branch of ulnar nerve to flexor carpi ulnaris. 26. Branches to two inner fasciculi of flexor profundus digitorum. 27. Cutaneous and anastomotic filament. 28. Dorsal branch. 29. Superficial palmar branch. 30. Common trunk of internal collateral branch to ring finger and external collateral branch to little finger. 31. Internal collateral branch to little finger. 32. Deep palmar branch. 33. Branch of the latter to hypothenar muscles. 34. Branches to muscles of fourth interosseous and to fourth lumbricalis. 35. Branches to muscles of third interosseous space and to third lumbricalis. 36. Branches to the adductor of the thumb and to the muscles of the first two interosseous spaces.

1. Trunk of radial nerve. 2. Branch to supinator longus. 3. Branch to extensor carpi radialis longior. 4. Branch to extensor carpi radialis brevis. 5. Bifurcation. 6. Posterior, or muscular division. 7. This division traversing the supinator brevis, to which it furnishes several branches. 8. Its terminal branches. 9, 9. Anterior, or cutaneous division. 10. Terminal branches of this division. 11. Musculo-cutaneous nerve. 12, 12, 12. Its terminal branches. 13. One of its branches descending to the wrist and anastomosing with the cutaneous branch of the radial.



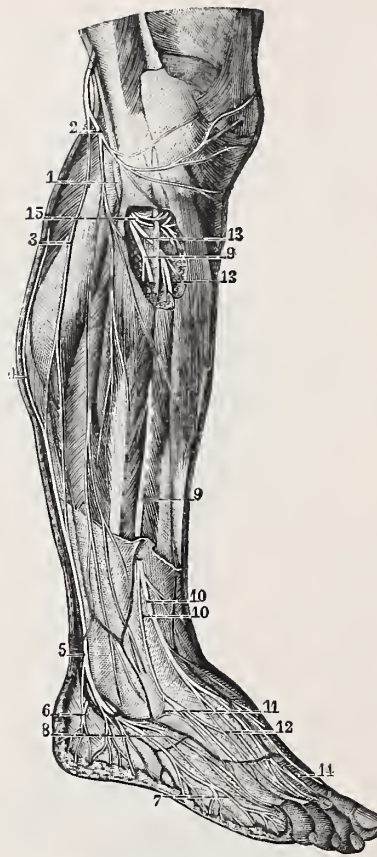
TABLE OF NERVES.—*Continued.*

NAME.	FUNCTION.	ORIGIN.	DISTRIBUTION.	BRANCHES.
Cervical, third (posterior division).	Motion and sensation.	Cord.	Occiput, splenius, complexus.	Internal, external, and filaments.
Cervicals, 5th to 8th (anterior divisions).	Motion and sensation.	Cord.	Brachial plexus.	Communicating.
Cervicals, 4th to 8th (posterior divisions).	Motion and sensation.	Cord.	Muscles and skin of neck.	Internal and external branches.
Cervico-facial.	Motion.	Facial.	Lower part of face and part of neck.	Buccal, supra-maxillary, infra-maxillary.
Chorda tympani.	Motion.	Facial.	Tongue, tympanum, sub-maxillary gland.	Filaments.
Ciliary.	Sensation, nutrition, motion.	Ciliary ganglion.	Eye-ball.	Filaments.
Circumflex.	Motion and sensation.	Brachial plexus.	Teres minor, deltoid and skin.	Anterior, posterior and articular.
Coccygeal.	Motion.	Coccygeal plexus.	Coccygeus and gluteus maximus.	Filaments.
Cochlear.	Hearing.	Auditory.	Cochlea.	Filaments.
Colli, superficialis.	Sensation.	Cervical plexus.	Platysma myoides and ventro-lateral parts of neck.	Ascending and descending branches, filaments.
Communicans hypoglossi.	See <i>Communicans noni.</i>			
Communicans noni.	Motion and sensation.	Second cervical, third cervical.	Descendens noni, depressor muscles of hyoid bone.	Omo-hyoid and filaments, ansa hypoglossi.
Communicating.	Motion and sensation.	Cervical plexus.	Spinal accessory.	Branches.
Communicating.	Sensation and motion.	First and second cervical.	Vagus, hypoglossal, sympathetic.	Three branches and filaments.
Of Cotunnus.	See <i>Naso-palatine</i>	<i>nerve.</i>		
Crural.	Sensation.	Genito-crural.	Skin, upper and central part ant. aspect of thigh.	Filaments.
Crural, anterior.	Motion and sensation.	Lumbar plexus, second, third and fourth lumbar nerves.	Thigh.	Middle and internal cutaneous, long saphenous, muscular, articular.
Cutaneous.	Sensation.	Musculo-spiral.	Skin of arm, radial side of forearm.	One internal, two external.
Cutaneous.	Sensation.	Ulnar.	Wrist and palm.	1st and palmar cutaneous.
Cutaneous ( <i>dorsal</i> ).	Sensation.	Ulnar.	Little and ring fingers.	Filaments and communicating branches.
Cutaneous (external).	Sensation.	2d and 3d lumbar.	Skin of thigh.	Anterior, posterior.
Cutaneous (internal).	Sensation.	Brachial plexus.	Forearm.	Anterior and posterior branches and filaments.
Cutaneous (lesser internal) ( <i>of Wrisberg</i> ).	Sensation.	Brachial plexus.	Inner side of arm.	Filaments.
Cutaneous (middle and internal).	Sensation. Motion?	Anterior crural.	Thigh and communicating.	Communicating and filaments.
Cutaneous, perforating.	Sensation.	Fourth sacral.	Integument covering gluteus maximus.	Filaments.
Cyon's.	See <i>Depressor.</i>			
Dental (inferior or mandibular).	Sensation.	Inferior maxillary.	Teeth, muscles.	Mylo-hyoid, incisor, mental, dental.
Dental, superior.	See <i>Dentals (posterior</i>	<i>and anterior).</i>		
Dentals (post. and ant.).	Sensation.	Superior maxillary.	Teeth.	Filaments.
Depressor.	Lowering of the blood-pressure.	In the rabbit, from the vagus.	Heart.	Filaments.
Descendens hypoglossi.	Motor.	Cervical plexus.	Omo-hyoid, sterno-hyoid, sterno-thyroid, thyro-hyoid, genio-hyoid, hyoglossus and muscles of tongue.	Muscular, tongue.



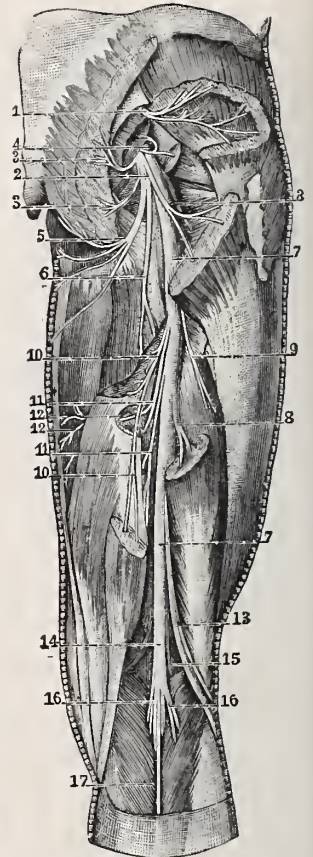
MUSCULAR NERVES OF THE ANTERO-INTERNAL ASPECT OF THE THIGH.

1. Anterior crural nerve. 2. Branches to iliacus muscle. 3. Branch to inner part of psoas. 4. Large cutaneous branch. 5, 6. Muscular filaments of small musculo-cutaneous branch. 7. Cutaneous branches. 8. Deep, or anastomotic filament of internal cutaneous branch. 9. Branches to rectus femoris. 10. Branches to vastus externus. 11, 11. Branches to vastus internus. 12, 12. Internal saphenous nerve. 13. Its patellar branch. 14. Vertical, or tibial branch. 15. Obturator nerve. 16. Branch to adductor longus. 17. Branch to adductor brevis. 18. Branch to gracilis. 19. Branch to adductor magnus. 20. Lumbo-sacral trunk. 21. Union of this trunk and the first sacral nerve. 22, 22. Lumbar and sacral portions of sympathetic. 23. External inguino-cutaneous branch.



EXTERNAL POPLITEAL, OR PERONEAL NERVE.

1. External popliteal nerve. 2. Fibular cutaneous branch. 3. Communicans peronei. 4. External saphenous nerve. 5. Trunk formed by the union of the last two. 6. Calcanean branches. 7. External terminal branch. 8. Internal branch. 9, 9. Musculo-cutaneous nerve. 10, 10. Its terminal branches. 11. Anastomosis of its external terminal branch with internal saphenous. 12. Anastomosis of internal terminal branch with external. 13. Anterior tibial nerve. 14. Its terminal portion, anastomosing with the musculo-cutaneous and dividing to form the deep dorsal internal collateral branch to the great toe, and the external collateral branch to the second toe.



THE GREAT SCIATIC NERVE.

1. Superior gluteal nerve. 2. Inferior gluteal, or small sciatic nerve. 3, 3. Branches to gluteus maximus. 4. Branch to pyriformis. 5. Genital branch of small sciatic. 6. Femoro-popliteal branch. 7, 7. Trunk of great sciatic. 8. Branch to long head of biceps. 9. Branch to short head. 10, 10. Branches to semitendinosus. 11, 11. Branches to semimembranosus. 12, 12. Branches to adductor magnus. 13. External popliteal. 14. Internal popliteal. 15. Filament to plantaris. 16, 16. Branches to gastrocnemius. 17. Origin of external saphenous.



TABLE OF NERVES.—*Continued.*

NAME.	FUNCTION.	ORIGIN.	DISTRIBUTION.	BRANCHES.
Descendens noni.	See <i>Descendens hypoglossi</i> .			
Digastric.	Motion.	Facial.	Posterior belly of digastric.	Filaments.
Dorsal, 12 (anterior and posterior divisions).	Motion and sensation.	Cord.	Muscles and skin of chest and trunk.	External, internal, cutaneous.
Dorsal (of clitoris).	Homologue of dorsal of penis.			Filaments.
Dorsal (of penis).	Sensation.	Pudic.	Penis.	Filaments.
Esophageal.	Motion.	Vagus.	Mucous and muscular coats of esophagus.	Esophageal plexus.
Facial.	Sensation.	Great auricular.	Skin over parotid.	Filaments.
Facial (seventh cranial, portio dura).	Motion.	Floor of fourth ventricle.	Face, ear, palate, tongue.	Petrosals, tympanic, chorda tympani, communicating, post-auricular, digastric, stylo-hyoid, lingual, temporal, malar, infra-orbital, buccal, superior and inferior maxillary.
Frontal.	Sensation.	Ophthalmic.	Forehead and eyelids.	Supra-orbital, supra-trochlear.
Gastric.	Motion.	Vagus.	Stomach.	Filaments.
Genital.	Motion and sensation.	Genito-crural.	Cremaster muscle.	Filaments.
Genito-crural.	Motion and sensation.	First and second lumbar.	Cremaster and thigh.	Genital, crural, communicating.
Glossopharyngeal (ninth cranial).	Sensation and taste.	Fourth ventricle.	Tongue, middle ear, tonsils, pharynx, meninges.	Tympanic, carotid, pharyngeal, muscular, tonsillar, lingual.
Gluteal (inferior).	Motion.	Sacral plexus (2d and 3d sacral nerves).	Gluteus maximus.	Filaments.
Gluteal (superior).	Motion.	Sacral plexus.	Glutei, tensor vaginæ fem.	Filaments.
Gustatory.	See <i>Lingual</i> .			
Hemorrhoidal (inferior).	Sensation and motion.	Pudic.	External sphincter ani, and adjacent integument.	Filaments.
Hepatic.	(?)	Vagus.	Liver.	Hepatic plexus.
Hirschfeld's.	Motion.	Facial.	Styloglossus and palatoglossus.	Filaments.
Hypogastric.	Sensation.	Ilio-hypogastric.	Skin about external abdominal ring.	Filaments.
Hypoglossal (twelfth cranial).	Motion.	Floor of fourth ventricle.	Hyo-glossus and hyoid muscles.	Descendens noni or hypoglossi, muscular, thyro-hyoid, genio-hyoid and meningeal.
Iliac.	Sensation.	Ilio-hypogastric.	Integument covering fore part of gluteal region.	Filaments.
Iliac.	Sensation.	Last dorsal.	Integument covering fore part of gluteal region.	Filaments.
Ilio-hypogastric.	Motion and sensation.	First lumbar.	Abdominal and gluteal regions.	Iliac, hypogastric, communicating.
Ilio-inguinal.	Motion and sensation.	First lumbar.	Inguinal region and scrotum.	Muscular, cutaneous and communicating.
Incisive.	Sensation.	Inferior dental.	Canine and incisor teeth and corresponding gums.	Filaments.
Infra-mandibular.	See <i>Infra-maxillary</i> .			
Infra-maxillary.	Motion.	Facial.	Platysma myoides.	Filaments.
Infra-orbital.	Sensation and motion.	Facial.	Nose and lip.	Palpebral, nasal, labial.
Infra-trochlear.	Sensation.	Nasal.	Skin and conjunctiva of inner part of eye, lacrymal sac.	Filaments.
Intercostal.	Motion and sensation.	Spinal cord.	Muscles and integument of thorax.	Muscular, anterior and lateral cutaneous.

TABLE OF NERVES.—*Continued.*

NAME.	FUNCTION.	ORIGIN.	DISTRIBUTION.	BRANCHES.
Intercosto-humeral.	Sensation.	Second intercostal.	Integument of upper two-thirds of inner and posterior part of arm.	Filaments.
Interosseous (anterior).	Motion.	Median.	Deep muscles of forearm.	Filaments.
Interosseous (posterior).	Motion and sensation.	Musculo-spiral.	Carpus and radial and posterior brachial regions.	Filaments.
Jacobson's.	See <i>Tympanic, of the</i>	<i>glosso-pharyngeal.</i>		
Labial.	Motion and sensation.	Superior maxillary.	Muscles and mucous membrane of lips.	Filaments.
Lacrymal.	Sensation.	Ophthalmic.	Gland and conjunctiva.	Filaments.
Of Lancisi.	Longitudinal striations on upper surface of corpus callosum.			
Laryngeal (recurrent or inferior).	Motion.	Vagus.	Larynx.	Branches to all laryngeal mus. except crico-thyroid.
Laryngeal (superior).	Sensation and motion.	Vagus.	Larynx.	External—crico-thyroid muscle and thyroid gland. Internal—mucous membrane of larynx.
Lingual.	Motion and sensation.	Facial.	Mucous membrane of tongue, palato-glossus and stylo-glossus muscles.	Filaments.
Lingual.	Sensation.	Glosso-pharyngeal.	Circumvallate papillæ and glands of tongue.	Filaments.
Lingual.	Taste and sensation.	Inferior maxillary.	Tongue and mouth.	Filaments.
Lumbar (5).	Motion and sensation.	Cord.	Lumbar and genital tissues.	Anterior and posterior divisions, lumbar plexus.
Malar.	Motion.	Facial.	Lower part of orbicularis palpebrarum, and eyelids.	Filaments.
Malar.	Sensation.	Orbital.	Skin over malar bone.	Filaments.
Mandibular.	See <i>Maxillary, inferior.</i>			
Masseteric.	Motor.	Inferior maxillary.	Masseter muscle (and temporal?).	Filaments.
Mastoid.	Sensation.	Great auricular.	Skin over mastoid process.	Filaments.
Mastoid.	Motion.	Lesser occipital.	Skin over mastoid process.	Filaments.
Maxillary (inferior).	Sensation, motion, and taste.	Trigeminus.	Muscles of mastication, ear, cheek, tongue, teeth.	Masseteric, auriculo-temporal, buccal, gustatory, inferior dental.
Maxillary (superior).	Sensation.	Trigeminus.	Cheek, face, teeth.	Orbital, spheno-palatine, dentals, infra-orbital.
Median.	Motion and sensation.	Brachial plexus.	Pronator radii teres, flexors, two lumbricales, fingers, palms.	Muscular, anterior interosseous, palmar cutaneous.
Meningeal.	Sensation.	Glosso-pharyngeal.	Pia and arachnoid.	Filaments.
Meningeal.	Sensation.	Hypoglossal.	Dura mater.	Filaments.
Meningeal.	Sensation.	Vagus.	Dura around lateral sinus.	Filaments.
Meningeal, recurrent.	Sensation.	Inferior maxillary.	Dura and mastoid cells.	Filaments.
Mental.	Motion and sensation.	Inferior maxillary.	Mucous membrane of lower lip and chin.	Filaments.
Motor oculi (third cranial).	Motion.	Floor of aqueduct of Sylvius.	All muscles of the eye, except external rectus, superior oblique, and orbicularis palpebrarum.	Filaments.
Muscular.	Motion and sensation.	First and second cervical.	Rec. cap. lat., rec. anterior major et minor.	Filaments.
Muscular.	Motion and sensation.	Cervical plexus.	Sterno-mastoid, lev. ang. scap., seal. med., trapez.	Filaments.



TABLE OF NERVES.—*Continued.*

NAME.	FUNCTION.	ORIGIN.	DISTRIBUTION.	BRANCHES.
Muscular.	Motion.	Brachial plexus.	Longus colli, scaleni, rhomboidei, subclavius.	Filaments.
Muscular.	Motion.	Musculo-spiral.	Triceps, anconeus, supinat. long., extens. carpi rad. long., brach. antic.	Internal, posterior, external.
Muscular.	Motion.	Median.	Superficial muscles of forearm.	Filaments.
Muscular.	Motion.	Ulnar.	Flexor carpi ulnaris, flexor profundus digitorum.	Two branches.
Muscular.	Motion.	Great sciatic.	Biceps, semimembranosus, semitendinosus, adductor magnus.	Filaments.
Muscular.	Motion.	Sacral plexus.	Pyriformis, obturator int., gemelli, quad. femoris.	Filaments.
Muscular.	Motion.	Anterior crural.	Pectineus and muscles of thigh.	Filaments.
Musculo-cutaneous.	Motion and sensation.	Brachial plexus.	Coraco-brach., biceps, brach. anticus, forearm.	Anterior and posterior.
Musculo-cutaneous.	Motion and sensation.	External popliteal.	Muscles of fibular side of leg, skin of dorsum of foot.	Internal, external.
Musculo-spiral.	Motion and sensation.	Brachial plexus.	Back of arm and forearm, skin of back of hand.	Musculo-cutaneous, radial, posterior interosseous.
Mylo-hyoid.	Motion.	Inferior maxillary.	Mylo-hyoid and digastric muscles.	Filaments.
Nasal.	Sensation.	Dental, anterior.	Mucous membrane of inferior meatus.	Filaments.
Nasal.	Sensation.	Maxillary, superior.	Integument of lateral aspect of nose.	Filaments.
Nasal.	Sensation.	Ophthalmic.	Iris, ciliary ganglion, nose.	Ganglionic, ciliary, infra-trochlear.
Nasal, inferior.	Sensation.	Anterior palatine.	Mucous membrane of nose.	Filaments.
Nasal, superior.	Sensation.	Meckel's ganglion.	Mucous membrane of nose and post. ethmoid cells.	Filaments.
Naso-palatine (of Cotunnus).	Sensation.	Meckel's ganglion.	Nasal septum.	Filaments.
Obturator.	Motion and sensation.	Lumbar plexus, third and fourth nerves.	Obturator externus, adductors, joint and skin.	Ant. and post. articulating and communicating.
Obturator (accessory).	Motion and sensation.	Lumbar plexus.	Pectineus and hip-joint.	Filaments.
Occipital, smallest or 3d.	Sensation.	Third cervical.	Integument of occiput.	Filaments.
Occipitalis, lesser or minor.	Sensation.	Second cervical.	Occipito-frontalis, ear, etc.	Communicating, auricular, filaments.
Occipitalis magnus.	Motion and sensation.	Second cervical.	Complexus, trap. and scalp.	Filaments.
Oculo-motor.	See <i>Motor oculi</i> .			
Olfactory (first cranial).	Smell.	Frontal lobe, optic thalamus and insula.	Schneiderian membrane of nose.	Twenty branches.
Ophthalmic.	Sensation.	Trigeminus.	Forehead, eyes, nose.	Frontal, lacrymal, nasal.
Optic (second cranial).	Sight.	Cortical center in occipital lobe.	Retina.	None.
Orbital.	Sensation.	Meckel's ganglion.	Mucosa of posterior ethmoid cells, and sphenoid sinus.	Filaments.
Orbital.	Sensation.	Superior maxillary.	Temple and cheek.	Temporal and malar.
Orbito-temporal.	See <i>Orbital (of superior maxillary)</i> .			
Palatine, anterior or great.	Sensation.	Meckel's ganglion.	Hard palate, gums and nose.	Two inferior nasal.
Palatine, external.	Sensation.	Meckel's ganglion.	Tonsil and soft palate.	Filaments.
Palatine, posterior or small.	Motor.	Meckel's ganglion.	Levator palati and azygos uvulæ.	Filaments.
Palmar cutaneous.	Sensation.	Median.	Thumb and palm.	Outer and inner.

TABLE OF NERVES.—*Continued.*

NAME.	FUNCTION.	ORIGIN.	DISTRIBUTION.	BRANCHES.
Palmar (deep).	Motion.	Ulnar.	Little finger, dorsal and palmar interosseous, two inner lumbricales, abductor pollicis.	Filaments.
Palmar (superficial).	Sensation and motion.	Ulnar.	Palmaris brevis, inner side of hand and little finger.	Filaments and two digital branches.
Palpebral.	Motor.	Superior maxillary.	Integument of lower lid.	Filaments.
Parotid.	Sensation.	Auriculo-temporal.	Parotid gland.	Filaments.
Patellar.	Sensation.	Long saphenous.	Integument over patella and plexus patellæ.	Filaments.
Patheticus (4th cranial).	Motion.	Valve of Vieussens.	Superior oblique of eye.	None.
Pectineus.	Motion.	Anterior crural.	Pectineus muscle.	Filaments.
Perforating (of Casser).	See <i>Musculo-cutaneous.</i>			
Perineal.	Motion and sensation.	Pudic.	Perineum, genitalia and skin of perineal region.	Cutaneous and muscular.
Perineal.	Motion and sensation.	Fourth sacral.	External sphincter ani and integument of anus.	Filaments.
Petrosals.	Motion.	Facial.	Ganglia and plexus.	Great, small, external to Meckel's ganglion, otic ganglion, and meningeal plexus, respectively.
Pharyngeal.	Motion and sensation.	Glosso-pharyngeal.	Pharynx.	Enters into formation of pharyngeal plexus.
Pharyngeal.	Sensation.	Meckel's ganglion.	Upper part of pharynx, posterior nares and sphenoid sinus.	Filaments.
Pharyngeal.	Motion.	Vagus.	Pharynx.	Pharyngeal plexus, muscles and mucosa.
Pharyngeal.	Sensation.	Sympathetic.	Pharynx.	Helps to form the pharyngeal plexus.
Phrenic.	Motion and sensation.	Third, fourth, and fifth cervical.	Diaphragm, pericardium, pleura.	Filaments.
Plantar (external).	Motion and sensation.	Posterior tibial.	Little toe and deep muscles of foot.	Superficial and deep.
Plantar (internal).	Sensation and motion.	Posterior tibial.	Sole of foot, adduct. pollic., flexor brev. dig., toes.	Cutaneous, muscular, articular, digital.
Pneumogastric (tenth cranial, "par vagum").	Sensation and motion.	Floor of fourth ventricle.	Ear, pharynx, larynx, heart, lungs, esophagus, stomach.	Auricular, pharyngeal, superior and inferior laryngeal, recurrent laryngeal, cardiac, pulmonary, esophageal, gastric, hepatic, communicating, meningeal.
Popliteal (external).	Sensation and motion.	Great sciatic.	Extensors of foot, skin, and fascia.	Anterior tibial, musculo-cutaneous, articular, cutaneous.
Popliteal (internal).	Motion and sensation.	Great sciatic.	Knee, gastrocnemius, tibialis posticus, plantaris, soleus, popliteus, skin of foot.	Articular, muscular, cutaneous, external saphenous, plantar, external or short saphenous.
Pterygoid, external.	Motion.	Inferior maxillary.	External pterygoid muscle.	Filaments.
Pterygoid, internal.	Motion.	Inferior maxillary.	Internal pterygoid muscle.	Filaments.
Pudendal, long (nerve of Sœmmering).	Sensation.	Small sciatic.	Integument of genitalia and inner and proximal part of thigh.	Filaments.
Pudic.	Motion and sensation.	Sacral plexus.	Perineum, anus, genitalia.	Inferior hemorrhoidal, perineal, cutaneous, dorsal of penis.
Pulmonary (anterior and posterior).	(?).	Vagus.	Lungs.	Branches to pulmonary plexuses.



TABLE OF NERVES.—*Continued.*

NAME.	FUNCTION.	ORIGIN.	DISTRIBUTION.	BRANCHES.
Radial.	Sensation.	Musculo-cutaneous.	Thumb and three fingers.	External and internal.
Sacral (five).	Motion and sensation.	Cord.	Multifidus spinæ, skin, gluteal region.	Filaments and sacral plexus.
Saphenous (external or short).	Sensation.	Internal popliteal.	Integument of foot and little toe.	Filaments.
Saphenous (long or internal).	Sensation.	Anterior crural.	Knee, ankle.	Cutaneous, patellar, communicating, filaments.
Of Scarpa.	See <i>Naso-palatine</i> .			
Sciatic (great).	Motion and sensation.	Sacral plexus.	Skin of leg, muscles of back of thigh and those of leg and foot.	Articular, muscular, popliteals.
Sciatic (small).	Sensation and motion.	Sacral plexus.	Perineum, back of thigh and leg, gluteus maximus.	Muscular, cutaneous, long pudendal.
Septal.	Sensation.	Meckel's ganglion.	Back part of nasal septum.	Filaments.
Of Sœmmering.	See <i>Pudendal, Long</i> .			
Spheno-palatine.	Sensation.	Superior maxillary.	Meckel's ganglion.	See <i>Ganglion</i> .
Spinal.	Motion and sensation.	Spinal cord.	Trunk.	Filaments.
Spinal accessory (eleventh cranial).	Motion.	Floor of fourth ventricle.	Sterno-cleido-mastoid, trapezius.	Filaments.
Splanchnic (great).	Sympathetic.	Thoracic ganglia.	Semilunar ganglion, renal and supra-renal plexuses.	Communicating and filaments.
Splanchnic (lesser).	Sympathetic.	Tenth and eleventh thoracic ganglia, great splanchnic.	Celiac plexus and great splanchnic.	Communicating and filaments.
Splanchnic (renal or smallest).	Sympathetic.	Last thoracic ganglion.	Renal and celiac plexus.	Communicating and filaments.
Stapedial.	Motion.	Facial.	Stapedius muscle.	Filaments.
Stylo-hyoid.	Motion.	Facial.	Stylo-hyoid muscle.	Filaments.
Subscapular (three).	Motion.	Brachial plexus.	Subscapular, teres major, and latissimus dorsi.	Filaments.
Supra-acromial.	Sensation.	Cervical plexus.	Skin over deltoid.	Filaments.
Supra-clavicular (descending).	Sensation.	Third and fourth cervical.	Skin of neck, breast and shoulder.	Sternal, clavicular, acromial.
Supra-mandibular.	See <i>Maxillary, superior</i> .			
Supra-maxillary.	See <i>Maxillary, superior</i> .			
Supra-orbital.	Sensation.	Ophthalmic.	Upper lid, forehead.	Muscular, cutaneous and pericranial branches.
Supra-scapular.	Motion and sensation.	Brachial plexus.	Scapular muscles.	Filaments.
Supra-sternal.	Sensation.	Cervical plexus.	Integument over upper part of sternum.	Filaments.
Supra-trochlear.	Sensation.	Ophthalmic.	Forehead and upper eyelid.	Muscular and cutaneous.
Sympathetic.	See <i>Sympathetic, Ganglion</i> .			
Temporal.	Motion.	Inferior maxillary.	Temporal muscle.	Filaments.
Temporal.	Sensation.	Orbital.	Integument over temporal muscle.	Filaments.
Temporal.	Motion.	Temporo-facial.	Orbicularis palpebrarum, occipito-frontalis, attrahens and attollens aurem, corrugator supercilii.	Muscular.
Temporal, superficial.	Sensation.	Auriculo-temporal.	Integument over temporal fascia.	Filaments.
Temporo-facial.	Motion.	Facial.	Upper part of face.	Temporal, malar, infra-orbital.
Temporo-malar.	See <i>Orbital</i> .			

TABLE OF NERVES.—*Continued.*

NAME.	FUNCTION.	ORIGIN.	DISTRIBUTION.	BRANCHES.
Thoracic (posterior or long). External respiratory nerve of Bell.	Motion.	Brachial plexus.	Serratus magnus.	Filaments.
Thoracic, spinal.	Motion and sensation.	Cord.	Muscles of skin of thorax.	Filaments.
Thoracics (ant. and ext.).	Motion.	Brachial plexus.	Pectoralis major et minor.	Filaments.
Tibial (anterior).	Motion and sensation.	External popliteal.	Tibialis antic., extensor long. digit., peroneus ter., joints of foot, skin of great toe.	Muscular, external, internal.
Tibial (posterior).	Motion and sensation.	Internal popliteal.	Tibialis post., flexor long. digit., flexor long. pollic., skin of heel and sole, knee-joint.	Plantars, muscular, calcaneo-plantar, cutaneous or internal calcanean, articular.
Tonsillar.	Sensation.	Glosso-pharyngeal.	Tonsil, soft palate, and fauces.	Filaments.
Trigeminus or trifacial (fifth cranial).	Motion and sensation (taste).	Medulla and floor of fourth ventricle.	Skin and structures of face, tongue and teeth.	Ophthalmic, superior and inferior max. divisions.
Trochlear.	See <i>Patheticus</i> .			
Tympanic.	Motion.	Facial.	Stapedius and laxator tympani muscles.	Filaments.
Tympanic.	Sensation.	Sympathetic.	Tympanum.	Filaments.
Tympanic ( <i>Jacobson's nerve</i> ).	Motion.	Glosso-pharyngeal.	Tympanum.	Tympanic plexus, communicating, and filaments.
Ulnar.	Motion and sensation.	Brachial plexus.	Muscles, shoulder-joint and wrist-joint, and skin of little finger.	Two articular, muscular, palmar cutaneous, dorsal, superior palmar, deep palmar.
Vagus.	See <i>Pneumogastric</i> .			
Vestibular.	Sensation.	Auditory.	Utricle and ampullæ of the semicircular canals.	Filaments.
Vidian.	Sensation.	Union of large superficial and deep petrosal.	Spheno-maxillary fossa, and posterior part of upper nasal meatus.	Filaments, nasal.
Of Willis.	See <i>Spinal accessory</i> .			
Wrisberg's.	See <i>Cutaneous, lesser</i>	<i>internal.</i>		

**Nestis** (*nes'-tis*) [*νήστις*, fasting]. Fasting.

**Nestitherapy** (*nes-tith-er'-ap-e*). See *Nestiatry*.

**Nestle's Food**. A variety of milk-food for infants.

Its composition is: Water, 4.72; fat, 1.91; grape-sugar and milk-sugar, 6.02; cane-sugar, 32.93; starch, 40.10; soluble carbohydrates, 44.88; albuminoids, 8.23; ash, 1.59.

**Nestoposia** (*nes-top-o'-ze-ah*) [*νήστις*, fasting; *πόσις*, drinking]. Drinking on an empty stomach.

**Net** [ME., *net*, net]. A reticulation or cancellation; a web or mesh; a rete; anything formed with interstices or meshes, like a net. **N.**, **Bathygraphic**, or **N.**, **Bathographic Zone**, a deep-sea closable net employed in the study of the many different faunal belts overlying one another in the great deep-sea zones, designed by Palumbo, Petersen, Chun, etc. **N.**, **Müller's**, the "fine pelagic net" of Johannes Müller, a round bag of Müller gauze or silk mull, the mouth of which is kept open by a circular metallic ring. In ordinary pelagic fishing this ring is fastened to a handle from six to twelve feet long (like the ordinary butterfly net). While the boat moves along the opening of this net is held at the surface in such a way that swimming animals are caught in the bag, in the bottom of which they remain hanging, while the water

passes through the narrow meshes of the net. After a time the net is carefully inverted and the tow-stuff (*Auftrieb*) is emptied into a glass vessel filled with sea-water. If one wishes to fish below the surface, the ring of the net is fastened by means of three strings equally distant from one another, which at a point (about three feet from the opening of the net) are joined to a longer line which is sunk by weights to a definite distance corresponding to the desired depth. (*E. Hackel*.) **N.**, **Palumbo's**. See *N.*, *Bathygraphic*. **N.-work**, the arrangement of fibers in a reticulum. **Network**, **Gerlach's**, a network of processes of nerve-cells found in the gray matter of the spinal cord. **Network**, **Haller's**, the rete testis.

**Netraneurysm** (*net-ran'-u-rizm*) [*νήτρον*, spindle; *ἀνεύρισμα*, aneurysm]. A fusiform aneurysm.

**Nettle** (*net'-l*) [ME., *nettle*, nettle]. The root of *Urtica dioica*, the common stinging-nettle, a common domestic remedy for renal complaints and hemorrhages. It is astringent, diuretic, and antiscorbutic. Dose of the fld. ext. ℥xx-xl. Unof. **N.-fever**, urticaria, *q. v.* **N.-fiber**, one of the bast-fibers of the common nettle (*Urtica dioica*). When cleaned these fibers are soft, of good length and strength, and quite lustrous and white. **N.-rash**. See *Urticaria*.



**Nettling-cell** (*net'-ling-sel*). See *Lasso-cell*.

**Nettorrhynchus** (*net-or-in'-kus*) [*ἵπτα*, duck; *ρύγχος*, bill, snout]. A pseudoparasite present in human feces. See *Parasites (Animal)*, *Table of*.

**Neubauer's Artery**. See *Arteries, Table of*. **N.'s Test**. See *Tests, Table of*.

**Neubauer and Vogel's Reagent and Test**. See *Tests, Table of*.

**Neuber's Tubes**. Decalcified bone drainage-tubes.

**Neufchâtel Cheese**. See *Cheese*.

**Neugebauer's Operation**. See *Le Fort's Operation*, under *Operations, Table of*.

**Neumann, Corpuscles of**. See *Corpuscle*. **N.'s Dental Sheath**, an elastic homogeneous membrane between Tomes' fibers and the ivory of the dental canals. **N.'s Hematoblasts**. Same as *N.'s Corpuscles*. **N.'s Membrane**. Same as *N.'s Dental Sheath*. **N.'s Sheath**. See *N.'s Dental Sheath*.

**Neurad** (*nu'-rad*) [*νεῦρον*, a nerve; *ad*, to]. Toward the neural aspect or axis.

**Neuradynamia** (*nu-rad-in-a'-me-ah*). See *Neurasthenia*.

**Neuradynamic** (*nu-rad-in-am'-ik*). See *Neurasthenic*. **Neuræmia** (*nu-re'-me-ah*). See *Neuremia*.

**Neuragmia** (*nu-ra'-me-ah*) [*νεῦρον*, nerve; *ἄγμος*, a breaking]. The bruising or tearing of a nerve-trunk above or below its ganglion for the purpose of studying the trophic changes that will follow. Also called the *Neuragmic Method*.

**Neuragmic** (*nu-ra'-mik*) [*νεῦρον*, a nerve; *ἄγμος*, a breaking]. Pertaining to neuragmia. **N. Method**. See *Neuragmia*.

**Neural** (*nu'-rel*) [*νεῦρον*, nerve]. 1. Pertaining to nerves. 2. Richard Owen's term for that surface or aspect of the body which in progressive motion is carried upright and directed backward in man, and homologous surfaces indicated by the position of the nervous and vascular centers, which surfaces are horizontal and carried respectively upward and downward in vertebrates below mankind, but are carried downward and upward respectively in the invertebrates. See *Dorsal*. **N. Arch**, the arch formed by the two neurapophyses, and forming the dorsal cover of each section of the spinal canal. **N. Axis**, the spinal cord. **N. Canal**, the dorsal tube of the embryo, formed by the union of the dorsal folds of the lateral tract above the line of the embryonic axis. **N. Crest**. See *Crest*. **N. Foramen**, the vertebral foramen. See *Foramina, Table of*. **N. Furrow**, a furrow of the blastoderm giving rise to a part of the nervous system in insects. It is an invagination occurring later than the gastrula mouth, and exactly in the location from which the latter disappeared, but having no connection with it whatever. **N. Groove**, the same as the *Medullary Groove*, *q. v.* **N. Lamina**, the lateral portion of the neural arch of a vertebra. **N. Metamere**, a segment of the vertebral column and spinal cord. **N. Plate**, the structure formed by the paired cerebral rudiments in the embryos of certain worms, arising as products of the ectoderm, sinking below the surface and becoming mesodermal. It is the same as *Medullary Plate*. **N. Rows**, two rows of cells that develop anteriorly from the neuroblasts, in the embryo of worms, and form the rudiments of the ventral cord. **N. Tube**, the closed medullary groove of the epiblast. **Neuralgia** (*nu-ral'-je-ah*) [*νεῦρον*, nerve; *ἄλγος*, pain]. A severe paroxysmal pain in the area of distribution of a nerve or along its course. Age, sex, heredity, and anemia are important predisposing causes. The true nature of neuralgia is obscure; it is possible that in many cases the cause is an inflammatory or circulatory

disturbance in the nerve-trunk. Among exciting causes cold and traumatism play an important rôle. Certain disease-poisons, as those of typhoid fever, variola, malaria, and *metallic* poisons, such as lead, arsenic, copper, mercury, in addition to alcohol and nicotin, are sometimes causative agents of neuralgia. Gout and diabetes also occasionally give rise to neuralgia. Finally, there is a class of so-called reflex neuralgias met with in connection with uterine and ovarian disease and occurring in remote organs. Lesions of the central nervous system also give rise to attacks of neuralgic pain. According to their anatomic situation the following forms of neuralgia are described: trigeminal, tic douloureux or prosopalgia, the most frequent variety; cervico-occipital; cervico-brachial and brachial; intercostal; sciatica or ischias; coccygodynia; visceral neuralgias. **N. cerebialis**. A synonym of *Hemicrania*. **N. dentalis**. See *Odontalgia*. **N., False**, nerve-pains due to mechanical compression of a nerve. **N. mesenterica**. A synonym of *Enteralgia*. **N., Red**. See *Erythromelalgia*.

**Neuralgic** (*nu-ral'-jik*) [*νεῦρον*, nerve; *ἄλγος*, pain]. Pertaining to, or affected with, neuralgia.

**Neurameba** (*nu-ram-e'-bah*) [*νεῦρον*, nerve; *ἀμοιβή*, change]. In biology, a nerve-cell regarded as an organism. Cf. *Myameba*, *Osteameba*.

**Neuramebimeter** (*nu-ram-eb-im'-et-er*) [*νεῦρον*, nerve; *ἀμοιβή*, return; *μέτρον*, measure]. The nerve-reply measurer; an instrument devised by Exner and used in psycho-physics to obtain the reaction-time of nervous impressions.

**Neuranagenesis** (*nu-ran-aj-en'-es-is*) [*νεῦρον*, nerve; *ἀναγενναίνω*, to renew]. Regeneration or renewal of nerve-tissue.

**Neuranagennema** (*nu-ran-aj-en'-em-ah*) [*νεῦρον*, nerve; *ἀναγέννημα*, that which is renewed]. The regenerated part of a nerve.

**Neuranaphysis** (*nu-ran-af'-is-is*) [*νεῦρον*, nerve; *ἀναφύειν*, to grow again]. The renewal, or renewed growth of the nerve-elements.

**Neurapophysis** (*nu-rap-off'-is-is*) [*νεῦρον*, nerve; *ἀπόρρισις*, offshoot]. Either one of the two apophyses on each vertebra which blend and form the neural arch, or the dorsal wall of the spinal foramen.

**Neurasthenia** (*nu-ras-then-i'-ah*) [*νεῦρον*, nerve; *ἀσθένεια*, weakness]. A group of symptoms resulting from debility or exhaustion of the nerve-centers. Among the more common symptoms are a lack of energy, undue readiness of fatigue, disinclination to activity, a sense of fullness or pressure at the top of the head; pain in the back, impaired memory, and disturbed sleep; gastro-intestinal symptoms, such as anorexia, constipation, fullness after eating, are common; and amenorrhea and dysmenorrhea in females, and spermatorrhea and impotence in the male, are frequent accompaniments. **N., Cerebral**, is marked by depression, inability to concentrate the mind, insomnia, irritability, headache, visual disturbances, etc. **N. gastrica**, feeble digestion of a purely nervous origin. **N., Spinal**, commonly known as *spinal irritation*, is characterized by pain in the back, tender points along the spine, weakness of the extremities, great prostration on slight exertion, neuralgic pains, and other nervous manifestations.

**Neurasthenic** (*nu-ras-then'-ik*) [*νεῦρον*, nerve; *ἀσθένεια*, weakness]. Relating to, or characterized by, neurasthenia.

**Neuration** (*nu-ra'-shun*). Same as *Nervation*.

**Neuratrophia** (*nu-rat-ro'-fe-ah*) [*νεῦρον*, nerve; *ἀτροφία*, atrophy]. Atrophy, or impaired nutrition, of a nerve, or nerves.

**Neuraxis** (*nu-raks'-is*) [*νεῦρον*, nerve; *axis*, axis]. The neural axis; neuron.

**Neure** (*nūr*) [*νεῦρον*, nerve]. A nerve-cell including all its processes.

**Neurectasis, Neurectasy** (*nu-rek'-tas-is*, *nu-rek'-tas-e*) [*νεῦρον*, nerve; *ἐκτασις*, stretching]. Nerve-stretching.

**Neurectomy** (*nu-rek'-to-me*) [*νεῦρον*, nerve; *ἐκτομή*, excision]. The operation of excising part of a nerve.

**Neurectopia** (*nu-rek-to'-pe-ah*) [*νεῦρον*, nerve; *ἐκτοπος*, out of place]. Displacement, or other abnormality of the distribution of a nerve.

**Neuremia** (*nu-re'-me-ah*) [*νεῦρον*, nerve; *αἷμα*, blood]. A purely functional nervous disorder.

**Neurempodism** (*nu-rem'-po-dizm*) [*νεῦρον*, nerve; *ἐμπόδιμος*, hindrance]. Interference with nervous action.

**Neurenteric** (*nu-ren-ter'-ik*) [*νεῦρον*, nerve; *ἐντερον*, intestine]. Pertaining to the embryonic neural canal and the intestinal tube. **N. Canal**, the temporary communication existing between the neural canal and the intestinal tube in Tunicates and Vertebrates. It was discovered by Kowalevsky in Ascidians and Amphioxus, and is called also *Kowalevsky's Canal*. See *Canal*.

**Neurepithelium** (*nu-rep'-ith-e'-le-um*). See *Neuro-epithelium*.

**Neuria** (*nu'-re-ah*) [*νεῦρον*, nerve]. Nervous tissue; a delicate layer of nerve-substance.

**Neuriasis** (*nu-ri'-as-is*) [*νεῦρον*, nerve]. Hysterical hypochondriasis.

**Neuriatry** (*nu-ri'-at-re*) [*νεῦρον*, nerve; *ιατρεία*, therapy]. The study and treatment of nervous diseases.

**Neuric** (*nu'-rik*) [*νεῦρον*, nerve]. Pertaining to a nerve or to nerves.

**Neuricity** (*nu-ris'-it-e*) [Fr., *neuricité*, from *νεῦρον*, nerve]. Nerve-force; nervous quality, or function.

**Neuridin** (*nu'-rid-in*) [*νεῦρον*, a nerve],  $C_5H_{14}N_2$ . A ptomain, the first diamine isolated from animal tissues by Brieger in 1884. It is one of the most common products of putrefaction; it has been obtained from putrid human flesh, horseflesh, fish, gelatin and cheese. It can be obtained in the preparation of cholin by heating fresh eggs with baryta, and by heating fresh brain with a two per cent. solution of hydrochloric acid. It is almost invariably associated with cholin in the process of putrefaction; according to the duration of putrefaction, the amount of cholin decreases, with a corresponding increase in the amount of trimethylamin, while the amount of neuridin increases in quantity according to the nature of the decomposing organ. The greatest yield is from gelatinous tissue, such as the intestines; tissues like those of the liver and spleen yield little. Neuridin is isomeric with cadaverin. The free base has an excessively repulsive seminal odor. It is soluble in water, but not in ether and alcohol. Pure neuridin is not poisonous, but when mixed with the products of putrefaction, it has a toxic effect like peptotoxin. This holds true of other non-poisonous bases. See *Ptomains*, *Table of*.

**Neurilemma** (*nu-ril-em'-ah*) [*νεῦρον*, nerve; *λέμμα*, bark]. The sheath encasing a nerve-fiber; the sheath of Schwann. See *Nerve-fiber*.

**Neurilemmatic** (*nu-ril-em-at'-ik*) [*νεῦρον*, nerve; *λέμμα*, bark]. Pertaining to the neurilemma.

**Neurilemmitis** (*nu-ril-em-i'-tis*) [*νεῦρον*, nerve; *λέμμα*, bark; *ιτις*, inflammation]. Inflammation of the neurilemma.

**Neurility** (*nu-ril'-it-e*) [Fr. *neurilité*, from *νεῦρον*, nerve]. The stimulus or power possessed by a nerve-fiber to cause contraction of a muscle; neuricity.

**Neurilyma** (*nu-ril-i'-mah*). Synonym of *Neurilemma*.

**Neurin** (*nu'-rin*) [*νεῦρον*, nerve]. 1. The albuminous basis forming the substance of nerve-tissue. 2.  $C_5H_{13}NO$ ; a toxic body, one of the ptomains, the product of decomposition of protagon by caustic baryta. It is a syrupy fluid, with a strongly alkaline reaction, and is extremely soluble in water. See *Ptomains*, *Table of*. 3. An extract of nerve-tissue employed therapeutically. See *Organotherapy*.

**Neuriorhabdium** (*nu-re-or-ab'-de-um*) [*νεῦριον*, nerve; *ῥάβδιον*, rod; pl. *Neuriorhabdia*]. Any one of the rods of the rod-and-cone layer of the retina.

**Neurischias** (*nu-ris'-ke-as*) [*νεῦρον*, nerve; *ischias*, pain in the loins]. Neuralgia in the loins.

**Neurism** (*nu'-rizm*) [*νεῦρον*, nerve]. 1. Nerve-force; neurility; neuricity. 2. Nervousness.

**Neuristos** (*nu-ris'-tos*) [*νεῦρον*, nerve; *ιστός* tissue]. Nerve-tissue.

**Neuritic** (*nu-rit'-ik*) [*νεῦρον* nerve; *ιτις*, inflammation]. Pertaining to neuritis.

**Neuritides** (*nu-rit-i'-dēs*). Same as *Neuroses*.

**Neuritis** (*nu-ri'-tis*) [*νεῦρον*, nerve; *ιτις*, inflammation]. Inflammation of a nerve, especially of a nerve-trunk. The nerve-structure itself is said to be little subject to inflammation, which is usually confined to the coverings, and therefore the condition is more properly termed *perineuritis*. **N., Acute**, an acute inflammation of a nerve. **N., Adventitial**, inflammation affecting especially the connective-tissue sheath of a nerve. **N., Alcoholic**. See *N., Multiple*, and *Polynneuritis potatorum*. **N., Ascending**, inflammation extending from the periphery of a nerve centrad to the spinal cord or brain. **N., Carcinomatous**, infiltration of a nerve with carcinomatous tissue. **N., Chronic**, a form pursuing a protracted course, and with symptoms not actively manifested. **N., Degenerative**, neuritis in which the nerve-substance proper degenerates. It is the same as *N., Parenchymatous*. **N., Descending**, neuritis, the result of extension of disease from the spinal cord or the brain toward the periphery. **N., Diabetic**, a polynneuritis sometimes seen in diabetes, and probably the result of autointoxication with the products of faulty metabolism. **N., Eichhorst's**. See *N. fascians*. **N., Endemic**. A synonym of *Beri-beri*. **N. fascians**, that form of neuritis in which the change in the nerve-sheath appears to extend directly to the interstitial tissue of the muscles. It is also called *Eichhorst's Neuritis*. **N., Interstitial**, inflammation of the interstitial connective tissue of a nerve-trunk. **N., Leprous**, a neuritis or perineuritis due to the *Bacillus lepræ* or a toxin produced by it. **N., Lipomatous**, that form in which the nerve-fibers are completely destroyed and replaced by a fibrous connective tissue in which much fat is sometimes deposited. It is also called *Leyden's Neuritis*. **N., Malarial**, neuritis, sometimes multiple due to the malarial poison. **N., Migrant, Migratory or Wandering**, one that changes its position from place to place. **N., Multiple**, the simultaneous inflammation of several nerve-trunks, usually symmetrically situated on both sides of the body. Its most common cause is alcoholic poisoning; it may be due to arsenic, malaria, mercury, lead; to diphtheria, pneumonia, typhoid fever, and other infectious diseases. *Beri-beri* is a form of multiple neuritis. **N., Optic**, inflammation of the optic nerve. See *Papillitis*. **N., Parenchymatous**, a form in which the medullary substance and the axicylinders are chiefly involved, the interstitial tissue being but little altered or only affected secondarily. It is also called degenerative neuritis. **N., Peripherical**, a form confined to the terminal filaments of nerves. **N., Pressure**, inflammation of a nerve as a



result of compression. **N., Pressure, Musculo-spiral**, inflammation of the musculo-spiral nerve from pressure usually by the head on the arm rested upon a sharp edge during alcoholic intoxication. **N., Rheumatic**, that due to rheumatism. **N., Terminal**. See *Erythromelalgia*. **N., Wandering**. See *N., Migrant*. **Neuro-** (*nu'-ro-*) [*νεῦρον*, nerve]. A prefix signifying connection with or relation to a nerve.

**Neuro-anatomy** (*nu-ro-an-at'-o-me*) [*νεῦρον*, nerve; *ἀνά*, apart; *τέμνειν*, to cut]. The anatomy of the nervous system.

**Neuroasthenia** (*nu-ro-as-the'-ne-ah*). Same as *Neurasthenia*.

**Neuroasthenic** (*nu-ro-as-then'-ik*). Same as *Neurasthenic*.

**Neuroblacia** (*nu-ro-bla-se'-ah*) [*νεῦρον*, nerve; *βλακεία*, dulness; *βλάζ*, dull]. Paresis; obtundity of nervous sensibility.

**Neuroblast** (*nu'-ro-blast*) [*νεῦρον*, nerve; *βλαστός*, germ]. Any segmentation-sphere whose division gives origin to cells that belong to the nervous system exclusively; a mesodermal nerve-cell or ganglion-cell.

**Neurocanal** (*nu-ro-kan-al'*) [*νεῦρον*, nerve; *canalis*, canal]. The central canal of the spinal axis.

**Neurocardiac** (*nu-ro-kar'-de-ak*) [*νεῦρον*, nerve; *καρδιά*, heart]. Pertaining to the nervous system and the heart. **N.-c. Disease**. Synonym of *Exophthalmic Goiter*.

**Neurocele** (*nu'-ro-sēl*) [*νεῦρον*, nerve; *κοίλια*, hollow]. The system of cavities and ventricles in the cerebro-spinal axis.

**Neurocentral** (*nu-ro-sen'-tral*) [*νεῦρον*, nerve; *κέντρον*, center]. Relating to the neural arch and the centrum of a vertebra.

**Neurochondrous** (*nu-ro-kon'-dru-s*) [*νεῦρον*, cord; *χόνδρος*, cartilage]. Fibro-cartilaginous.

**Neurochord** (*nu'-ro-kord*) [*νεῦρον*, nerve; *χορδή*, chord or string]. The nerve-chord. **N. Strands**, or **Giant Nerve-tubes**, tubes with a wide lumen and wall formed of neurilemma, which run back in varying but always small numbers on the dorsal side of the ventral chord of the *Annulata* and *Thoracostraca*.

**Neurocrane** (*nu'-ro-krān*) [*νεῦρον*, nerve; *κρανίον*, skull]. The brain-case, or cranial portion of the head.

**Neurocranial** (*nu-ro-kra'-ne-al*) [*νεῦρον*, nerve; *κρανίον*, skull]. Pertaining to the neurocrane.

**Neurocyte** (*nu'-ro-sit*) [*νεῦρον*, nerve; *κύτος*, cell]. A nerve-cell; the essential element of nervous structures.

**Neurodealgia** (*nu-ro-de-al'-je-ah*) [*νευρώδης*, nerve-like; the retina; *ἄλγος*, pain]. Retinal pain.

**Neurodeatrophia** (*nu-ro-de-at-ro'-fe-ah*) [*νευρώδης*, retina; *ἀτροφία*, atrophy]. Atrophy of the retina.

**Neurodermatosis** (*nu-ro-der-mat-o'-sis*) [*νεῦρον*, nerve; *δέρμα*, skin; *νόσος*, disease]. A neurotic skin-affection.

**Neurodermatrophia** (*nu-ro-der-mat-ro'-fe-ah*) [*νεῦρον*, nerve; *δέρμα*, skin; *ἀτροφία*, atrophy]. Atrophy of the skin from nervous disturbance.

**Neurodes** (*nu-ro'-dez*) [*νευρώδης*, nerve-like]. The retina, as being made up of nerve-elements.

**Neurodiastasis** (*nu-ro-di-as'-las-is*) [*νεῦρον*, nerve; *διόστας*, separation]. Separation of nerves; neurectasis.

**Neurodictyitis** (*nu-ro-dik-te-i'-tis*). Synonym of *Neuroretinitis*.

**Neurodynamia** (*nu-ro-di-nam'-e-ah*) [*νεῦρον*, nerve; *δύναμις*, strength]. Nervous strength or energy.

**Neurodynamic** (*nu-ro-di-nam'-ik*) [*νεῦρον*, nerve; *δύναμις*, strength]. Pertaining to the power of a nerve-current or of the nervous forces of the system.

**Neurodynia** (*nu-ro-din'-e-ah*) [*νεῦρον*, nerve; *ὀδύνη*, pain]. See *Neuralgia*.

**Neurodysentery** (*nu-ro-dis'-en-ter-e*) [*νεῦρον*, nerve; *δυσεντερία*, dysentery]. Dysentery with typhoid symptoms.

**Neuro-enteric** (*nu-ro-en-ter'-ik*). Same as *Neuroenteric*.

**Neuro-epiblastic** (*nu-ro-ep-ib-las'-tik*) [*νεῦρον*, nerve; *ἐπί*, upon; *βλαστός*, germ]. Pertaining to the neural epiblast, i. e., that which enters into the formation of the nervous system.

**Neuro-epithelial** (*nu-ro-ep-ith-e'-le-al*) [*νεῦρον*, nerve; *ἐπί*, upon; *θήλη*, nipple]. Pertaining to or of the nature of neuro-epithelium.

**Neuro-epithelium** (*nu-ro-ep-ith-e'-le-um*) [*νεῦρον*, nerve; *ἐπί*, upon; *θήλη*, nipple]. The retinal layer of rods and cones. In a wider sense, that part of any epithelial structure that contains nerve-endings is called by this name. See *Epithelium*.

**Neurofibroma** (*nu-ro-fi-bro'-mah*) [*νεῦρον*, nerve; *fibra*, fiber; *ῥμα*, tumor]. A tumor of the connective tissue of a nerve, composed of fibrous tissue.

**Neurofrontal** (*nu-ro-frun'-tal*) [*νεῦρον*, nerve; *frons*, *frontis*, the forehead]. Pertaining to the brain and the frontal bone.

**Neurogamia** (*nu-ro-ga'-me-ah*) [*νεῦρον*, nerve; *γάμος*, marriage]. The alleged condition of rapport between the animal magnetizer and the mesmerized person, or between the hypnotizer and the hypnotized.

**Neuroangleitis** (*nu-ro-gang-le-i'-tis*) [*νεῦρον*, nerve; *γάγγλιον*, tumor; *ιτις*, inflammation]. Inflammation of a ganglion of the nervous system.

**Neurogenesis** (*nu-ro-jen'-es-is*) [*νεῦρον*, nerve; *γένεσις*, genesis]. The formation of nerves.

**Neuroglia** (*nu-ro-gl'-le-ah*) [*νεῦρον*, nerve; *γλία*, glue].

The reticulated framework or skeleton-work of the substance of the brain and spinal cord. The term is sometimes abbreviated to *Glia*.



ISOLATED NEUROGLIA-CELL OF SPINAL CORD OF OX.

**Neurogliac, Neurogliar** (*nu-ro-gl'-le-ah, nu-ro-gl'-le-ar*) [*νεῦρον*, nerve; *γλία*, glue]. Pertaining to or resembling neuroglia.

**Neuroglioma** (*nu-ro-gli-o'-mah*) [*νεῦρον*, nerve; *γλία*, glue; *ῥμα*, tumor: *pl.*, *Neurogliomata*]. A tumor composed essentially of neuroglial elements; glioma. **N., Ganglionar**, a tumor developing in the central nervous system and consisting of hyperplastic neuroglia, ganglion-cells, and nerve-fibers.

**Neurography** (*nu-ro-gl'-ra-fe*) [*νεῦρον*, nerve; *γράφειν*, to write]. Descriptive anatomy of the nerves.

**Neuro-humeral** (*nu-ro-hu'-mer-al*) [*νεῦρον*, nerve; *humor*, moisture]. Pertaining to the nervous system and to the fluids of the body. **N.-h. Theory**. See *Duckworth's Theory*.

**Neurohypnologist** (*nu-ro-hip-nol'-o-jist*) [*νεῦρον*, nerve; *ὑπνος*, sleep; *λόγος*, science]. One skilled in neurohypnology.

**Neurohypnology** (*nu-ro-hip-nol'-o-je*) [*νεῦρον*, nerve; *ὑπνος*, sleep; *λόγος*, science]. The science or study of hypnotism.

**Neurohypnotism** (*nu-ro-hip'-not-izm*). Synonym of *Hypnotism*.

**Neuroid** (*nu'-roid*) [*νεῦρον*, nerve; *εἶδος*, like]. Resembling a nerve or nerve-substance.

**Neuro-keratin** (*nu-ro-ker'-at-in*) [*νεῦρον*, nerve; *κέρας*, horn]. The form of keratin found in nerve-sheaths and the white substance of Schwann. See *Keratin*.

**Neurokinesis** (*nu-ro-kin-e'-sis*). A synonym of *Nerve-stretching*.

**Neurolemma** (*nu-ro-lem'-ah*). Synonym of *Retina*.

**Neurolemmatitis** (*nu-ro-lem-at-i'-tis*). A synonym of *Retinitis*.

**Neurologist** (*nu-roll'-o-jist*) [*νεῦρον*, nerve; *λόγος*, science]. One versed in neurology.

**Neurology** (*nu-roll'-o-je*) [*νεῦρον*, nerve; *λόγος*, science]. The anatomy, physiology and pathology of the nervous system.

**Neurolymph** (*nu'-ro-limf*) [*νεῦρον*, nerve; *λύμφα*, lymph]. The cerebro-spinal fluid.

**Neurolysis** (*nu-roll'-is-is*) [*νεῦρον*, nerve; *λύσις*, loosening]. 1. Relaxation of a nerve. 2. A change in the relation of nerves following the operation of nerve-stretching.

**Neurolytic** (*nu-ro-lit'-ik*) [*νεῦρον*, nerve; *λύσις*, loosening]. Pertaining to neurolysis.

**Neuroma** (*nu-ro'-mah*) [*νεῦρον*, nerve; *ωμα*, tumor; *pl.*, *Neuromata*]. A tumor of or on a nerve. Most neuromata are really fibromata. **N.**, **Amputation**, the neuroma of a stump, forming at the end of a divided nerve. **N.**, **Amyelinic**, a neuroma made up of non-medullated nerve-fibers. **N.**, **Cellular**. See *N.*, *Ganglionic*. **N. cutis**, a tumor of the skin, resembling a myoma, and consisting mainly of firm connective tissue, originating from the neurilemma. It is pathologically considered as a *fibro-neuro-myoma*. **N.**, **Diffuse**, a condition characterized by the existence of multiple neuromatous tumors. **N.**, **False**, a fibromatous tumor forming on a nerve. **N.**, **Ganglionic**, **N.**, **Ganglionated**, a neuroma made up of nerve-cells. **N.**, **Gliomatous**. Synonym of *Neuroglioma*. **N.**, **Medullated**, one made up of medullated nerve-fibers. **N.**, **Myelinic**. Synonym of *N.*, *Medullated*. **N.**, **Myxomatous**, a tumor composed of nervous and myxomatous tissues. **N.**, **Peripheral**, **N.**, **Peripheric**, one formed near the peripheral termination of a nerve. **N.**, **Plexiform**, the development of multiple fibromatous tumors along the course of one or more nerves. There is in these cases, however, some hyperplasia of the nerve-fibers, constituting a true neuroma.

**Neuromalacia**, **Neuromalaxis** (*nu-ro-mal-a'-se-ah*, *nu-ro-mal-aks'-is*) [*νεῦρον*, nerve; *μαλακία*, a softening]. A softening of nerve-tissue.

**Neuromast** (*nu'-ro-mast*) [*νεῦρον*, nerve; *μαστός*, a hillock]. In biology, R. Ramsay Wright's term for the "nerve-hillock" and other sense-organs of the same character, whatever their shape; any neuro-epithelial sense-organ. This name is seldom given to the sense-organs of man, or of the higher vertebrate animals.

**Neuromatation** (*nu-ro-mat'-te-on*) [*νεῦρον*, nerve; *ωμα*, tumor; dim. of *neuroma*]. A small neuromatous tumor.

**Neuromatoid** (*nu-ro'-mat-oid*) [*νεῦρον*, nerve; *ωμα*, tumor; *ειδος*, like]. Resembling a neuroma.

**Neuromatosis** (*nu-ro-mat-o'-sis*) [*νεῦρον*, nerve; *ωμα*, tumor; *νόσος*, disease]. A morbid tendency to the formation of neuromata.

**Neuromatous** (*nu-ro'-mat-us*) [*νεῦρον*, nerve; *ωμα*, tumor]. Of the nature of a neuroma.

**Neuromeninx** (*nu-ro-men'-inks*) [*νεῦρον*, nerve; *μηνιγξ*, a membrane]. A nervous expansion, such as the retina.

**Neuromere** (*nu'-ro-mēr*) [*νεῦρον*, nerve; *μέρος*, part]. A natural segment of the neuron.

**Neumerism** (*nu-ron'-er-ism*) [*νεῦρον*, nerve; *μέρος*, a part]. In biology, neural segmentation.

**Neurometabolic** (*nu-ro-met-ab-ol'-ik*) [*νεῦρον*, nerve; *μεταβολικός*, changeable, metabolic]. Relating to metabolic changes in the nervous system.

**Neurometadrasis** (*nu-ro-met-ad-ra'-sis*) [*νεῦρον*, nerve; *μετα*, with; *δράσις*, efficacy]. The influence of one person, or will, over another, as seen in hypnotism.

**Neurometastasis** (*nu-ro-met-as'-tas-is*) [*νεῦρον*, nerve; *μετάστασις*, metastasis]. Metastasis to the nervous system.

**Neuromimesis** (*nu-ro-mi-me'-sis*) [*νεῦρον*, nerve; *μιμῆσις*, imitation]. Paget's term for hysteric mimicry of organic disease.

**Neuromuscular** (*nu-ro-mus'-ku-lar*) [*νεῦρον*, nerve; *musculus*, a muscle]. Pertaining conjointly to nerves and muscles.

**Neuromyalgia** (*nu-ro-mi-al'-je-ah*) [*νεῦρον*, nerve; *μῦς*, muscle; *ἄλγος*, pain]. Neuralgia of a muscle; an association of myalgia and neuralgia.

**Neuromyelitis** (*nu-ro-mi-el-i'-tis*) [*νεῦρον*, nerve; *μυελός*, marrow; *ιτις*, inflammation]. Inflammation of myelonic substance, or of the medulla spinalis.

**Neuromyeloid** (*nu-ro-mi'-el-oid*) [*νεῦρον*, nerve; *μυελός*, marrow; *ειδος*, like]. Resembling nervous or myelonic substance.

**Neuromyelous** (*nu-ro-mi'-el-us*) [*νεῦρον*, nerve; *μυελός*, marrow]. Pertaining to or of the nature of nervous or myelonic substance.

**Neuromyopathic** (*nu-ro-mi-o-path'-ik*) [*νεῦρον*, nerve; *μῦς*, muscle; *πάθος*, disease]. Relating to disease of both muscles and nerves.

**Neuromyopathy** (*nu-ro-mi-op'-ath-e*) [*νεῦρον*, nerve; *μῦς*, muscle; *πάθος*, disease]. A neuralgic disease of a muscle.

**Neuromyxoma** (*nu-ro-miks-o'-mah*). Synonym of *Neuroma*, *Myxomatous*.

**Neuron** (*nu'-ron*) [*νεῦρον*, nerve; *pl.*, *Neura*]. In biology; (a) the cerebrospinal cord taken as a whole; (b) a vein or costa of an insect's wing; (c) same as *Leure*.

**Neuronasal** (*nu-ro-na'-zal*) [*νεῦρον*, nerve; *νάσις*, nose]. Relating to the brain and the nasal bone.

**Neuroneoplasm** (*nu-ro-ne'-o-plasm*) [*νεῦρον*, nerve; *νός*, new; *πλάσσειν*, to mold]. A neoplasm made up of or containing nerve-elements; a neuroma.

**Neuronosis** (*nu-ron'-o-sus*) [*νεῦρον*, nerve; *νόσος*, disease]. Synonym of *Neurosis*. **N. of the Skin**, neurotic skin-disease.

**Neuronyctic** (*nu-ro-nik'-tik*) [*νεῦρον*, nerve; *νύγμα*, a prick, from *νίσσειν*, to prick]. Pertaining to *Leu-ronyxis*.

**Neuronygmus** (*nu-ro-nig'-mus*) [*νεῦρον*, nerve; *νυγμός*, a puncture]. A punctured wound of a nerve.

**Neuronymic** (*nu-ro-nim'-ik*) [*νεῦρον*, nerve; *ὄνυμα*, name]. Pertaining to neurologic nomenclature.

**Neuronyxis** (*nu-ro-niks'-is*) [*νεῦρον*, nerve; *νίσσειν*, to prick]. The puncturing of nerves.

**Neuroparalysis** (*nu-ro-par-al'-is-is*) [*νεῦρον*, nerve; *παράλυσις*, paralysis]. Paralysis due to disease of a nerve.

**Neuroparietal** (*nu-ro-par-i'-et-al*) [*νεῦρον*, nerve; *paries*, wall]. Relating to the brain and the parietal bones.

**Neuropath** (*nu'-ro-path*) [*νεῦρον*, nerve; *πάθος*, disease]. One who ascribes a nervous origin to disease.

**Neuropathic** (*nu-ro-path'-ik*) [*νεῦρον*, nerve; *πάθος*, disease]. Pertaining to nervous diseases. **N. Eschar**, a bed sore following disease of the spinal cord.

**Neuropathologist** (*nu-ro-path-ol'-o-jist*) [*νεῦρον*, nerve; *πάθος*, disease; *λόγος*, science]. One versed in neuropathology.

**Neuropathology** (*nu-ro-path-ol'-o-je*) [*νεῦρον*, nerve; *πάθος*, disease; *λόγος*, science]. The pathology of diseases of the nervous system.

**Neuropathy**, **Neuropathia** (*nu-ro-p'-ath-e*, *nu-ro-pa'-the-ah*) [*νεῦρον*, nerve; *πάθος*, disease]. Any nervous disease.



**Neurophlogosis** (*nu-ro-flo-go'-sis*). Synonym of *Neuritis*.

**Neurophonia** (*nu-ro-fo'-ne-ah*) [*νεῦρον*, nerve; *φωνή*, voice]. A rare choreic disease of the larynx and muscles of expiration characterized by the utterance of sharp spasmodic cries resembling the barking of a dog.

**Neurophthalmia** (*nu-roff-thal'-me-ah*) [*νεῦρον*, nerve; *ὄφθαλμός*, the eye]. Nervous ophthalmia.

**Neurophthitic** (*nu-rof-thit'-ik*) [*νεῦρον*, nerve; *φθίσις*, wasting]. Pertaining to *Neurophthitis*.

**Neurophthitis** (*nu-roff'-this-is*) [*νεῦρον*, nerve; *φθίσις*, wasting]. Wasting of the nerves or nervous tissue.

**Neuro-physiology** (*nu-ro-fiz-e-ol'-o-je*) [*νεῦρον*, nerve; *φύσις*, nature; *λόγος*, science]. The physiology of the nervous system.

**Neuroplasia** (*nu-ro-pla'-ze-ah*) [*νεῦρον*, nerve; *πλάσσειν*, to mold]. The tendency to the formation of neuro-mata.

**Neuroplasm** (*nu'-ro-plazm*) [*νεῦρον*, nerve; *πλάσσειν*, to mold]. That form of bioplasm exhibited in living brain-tissue.

**Neuroplasma of Kùpffer** (*nu-ro-plaz'-mah*) [*νεῦρον*, nerve; *πλάσμα*, a figure formed or molded]. In biology, a fluid lying between the fibrils of the axis-cylinders of medullated nerve-fibers.

**Neuroplastin** (*nu-ro-plas'-tin*) [*νεῦρον*, nerve; *πλάσσειν*, to mold]. A variety of plastin found in the brain and in nerve-tissue.

**Neuroplasty** (*nu'-ro-plas-te*) [*νεῦρον*, nerve; *πλάσσειν*, to mold]. Plastic surgery of the nerves.

**Neuroploca** (*nu-rof'-lo-kah*) [*νεῦρον*, nerve; *πλοκή*, a twisting]. A ganglion of the nervous system.

**Neuroploconarcosis** (*nu-ro-plo-ko-nar-ko'-sis*) [*νεῦρον*, nerve; *πλοκή*, a twisting; *νάρκωσις*, a benumbing]. Insensibility of a ganglion of the nervous system.

**Neuropodium** (*nu-ro-po'-de-um*) [*νεῦρον*, a nerve; *πόδις*, foot: *pl.*, *Neuropodia*]. In biology, one of the ventral foot-stumps of a worm.

**Neuropore** (*nu'-ro-por*) [*νεῦρον*, nerve; *πόρος*, pore]. In biology, a pore between the neural canal and the exterior in certain embryos.

**Neuro-prosopalgia** (*nu-ro-pros-o-pal'-je-ah*). Synonym of *Prosopalgia*.

**Neuro-psychology** (*nu-ro-si-kol'-o-je*) [*νεῦρον*, nerve; *ψυχή*, mind; *λόγος*, science]. A system of psychology based upon neurology.

**Neuro-psychopathy** (*nu-ro-si-kop'-ath-e*) [*νεῦρον*, nerve; *ψυχή*, mind; *πάθος*, disease]. A mental disease based upon, or manifesting itself in, nervous disorders or symptoms.

**Neuro-psychosis** (*nu-ro-si-ko'-sis*) [*νεῦρον*, nerve; *ψυχή*, mind; *νόσος*, disease]. Any psychosis or mental disorder complicated with a nerve-disease; a nerve-disease manifesting itself in association with some mental disorder; an association of a neurosis and a psychosis.

**Neuro-purpuric** (*nu-ro-pur-pu'-rik*) [*νεῦρον*, nerve; *pur-pura*, purple]. Pertaining to purpura developed in association with disease of the nervous system. **N. Fever**. Synonym of *Cerebro-spinal Fever*.

**Neuropyra** (*nu-ro-pi'-rah*) [*νεῦρον*, nerve; *πῦρ*, fire]. Nervous fever.

**Neuropyretic** (*nu-ro-pi-ret'-ik*) [*νεῦρον*, nerve; *πῦρ*, fever]. Pertaining to *Neuropyra*.

**Neuro-retinitis** (*nu-ro-ret-in-i'-tis*) [*νεῦρον*, nerve; *retina*, retina; *τις*, inflammation]. Inflammation of both the optic nerve and the retina.

**Neurorrhaphy** (*nu-rof'-af-e*) [*νεῦρον*, nerve; *ῥαφή*, suture]. The operation of uniting a divided nerve by sutures.

**Neuroreuma** (*nu-ror'-ru'-mah*) [*νεῦρον*, nerve; *ῥεῖμα*, flow]. Nervous force.

**Neurosals** (*nu-ro'-zal*) [*νεῦρον*, nerve]. Pertaining to, or of the nature of, a neurosis.

**Neuro-scirrhous** (*nu-ro-skir'-us*). Synonym of *Neurroma*.

**Neuro-sclerosis** (*nu-ro-skle-ro'-sis*) [*νεῦρον*, nerve; *σκληρός*, hard]. Sclerosis of nervous tissue.

**Neurose** (*nu'-rōs*) [*νεῦρον*, nerve]. In biology, nerved.

**Neurosis** (*nu-ro'-sis*) [*νεῦρον*, nerve; *νόσος*, disease].

An abnormal nervous action or an affection of the nerves or nerve-centers of a functional nature. In biology, one of two sets of successive changes incident to all intellectual operations; a change in the physical basis of consciousness. (Huxley.) Cf. *Psychosis*. **N.**, **Acro-**, a neurosis of an extremity. **N.**, **Cutaneous**, a term used to express abnormal functional conditions of the cutaneous nerves. **N.**, **Occupation**, See *N.*, *Professional*. **N.**, **Professional**, one of a class of spasmodic and coördinative disturbances, mainly of functional origin, affecting groups of muscles used in the performance of special movements. **N.**, **Psycho-**. See *Psychoneurosis*. **N.**, **Reflex**, a functional nervous disease whose origin resides in some irritation or part distant from that in which the affection is manifested. Such a neurosis may be succeeded by the development of organic lesions. **N.**, **Spasmodic**. Maudsley's term for *Epilepsy*. **N.**, **Thyro-exophthalmic**. A synonym of *Graves's Disease*.

**N.**, **Vascular**, a neurosis of the blood-vessels or of their nerves. **N.**, **Vasomotor**, a neuropathy of the vasomotor nerves.

**Neurosism** (*nu'-ro-sizm*). Same as *Neurasthenia*.

**Neurosim** (*nu-ro-sim*). Same as *Neurasthenia*.

**Neurosim** (*nu-ro-sim*). Same as *Neurasthenia*.

**Neurosim** (*nu-ro-sim*). Same as *Neurasthenia*.

**Neurosim** (*nu-ro-sim*). Same as *Neurasthenia*.

**Neurosim** (*nu-ro-sim*). Same as *Neurasthenia*.

**Neurosim** (*nu-ro-sim*). Same as *Neurasthenia*.

**Neurosim** (*nu-ro-sim*). Same as *Neurasthenia*.

**Neurosim** (*nu-ro-sim*). Same as *Neurasthenia*.

**Neurosim** (*nu-ro-sim*). Same as *Neurasthenia*.

**Neurosim** (*nu-ro-sim*). Same as *Neurasthenia*.

**Neurosim** (*nu-ro-sim*). Same as *Neurasthenia*.

**Neurosim** (*nu-ro-sim*). Same as *Neurasthenia*.

**Neurosim** (*nu-ro-sim*). Same as *Neurasthenia*.

**Neurosim** (*nu-ro-sim*). Same as *Neurasthenia*.

**Neurosim** (*nu-ro-sim*). Same as *Neurasthenia*.

**Neurosim** (*nu-ro-sim*). Same as *Neurasthenia*.

**Neurosim** (*nu-ro-sim*). Same as *Neurasthenia*.

**Neurosim** (*nu-ro-sim*). Same as *Neurasthenia*.

**Neurosim** (*nu-ro-sim*). Same as *Neurasthenia*.

**Neurosim** (*nu-ro-sim*). Same as *Neurasthenia*.

**Neurosim** (*nu-ro-sim*). Same as *Neurasthenia*.

**Neurosim** (*nu-ro-sim*). Same as *Neurasthenia*.

**Neurosim** (*nu-ro-sim*). Same as *Neurasthenia*.

**Neurosim** (*nu-ro-sim*). Same as *Neurasthenia*.

**Neurosim** (*nu-ro-sim*). Same as *Neurasthenia*.

**Neurosim** (*nu-ro-sim*). Same as *Neurasthenia*.

**Neurosim** (*nu-ro-sim*). Same as *Neurasthenia*.

**Neurosim** (*nu-ro-sim*). Same as *Neurasthenia*.

**Neurosim** (*nu-ro-sim*). Same as *Neurasthenia*.

**Neurosim** (*nu-ro-sim*). Same as *Neurasthenia*.

**Neurosim** (*nu-ro-sim*). Same as *Neurasthenia*.

**Neurosim** (*nu-ro-sim*). Same as *Neurasthenia*.

**Neurosim** (*nu-ro-sim*). Same as *Neurasthenia*.

**Neurosim** (*nu-ro-sim*). Same as *Neurasthenia*.

**Neurosim** (*nu-ro-sim*). Same as *Neurasthenia*.

**Neurosim** (*nu-ro-sim*). Same as *Neurasthenia*.

**Neurosim** (*nu-ro-sim*). Same as *Neurasthenia*.

**Neurosim** (*nu-ro-sim*). Same as *Neurasthenia*.

**Neurosim** (*nu-ro-sim*). Same as *Neurasthenia*.

**Neurosim** (*nu-ro-sim*). Same as *Neurasthenia*.

**Neurosim** (*nu-ro-sim*). Same as *Neurasthenia*.

**Neurosim** (*nu-ro-sim*). Same as *Neurasthenia*.

**Neurosim** (*nu-ro-sim*). Same as *Neurasthenia*.

**Neurosim** (*nu-ro-sim*). Same as *Neurasthenia*.

**Neurosim** (*nu-ro-sim*). Same as *Neurasthenia*.

**Neurosim** (*nu-ro-sim*). Same as *Neurasthenia*.

**Neurosim** (*nu-ro-sim*). Same as *Neurasthenia*.

**Neurosim** (*nu-ro-sim*). Same as *Neurasthenia*.

**Neurosim** (*nu-ro-sim*). Same as *Neurasthenia*.

**Neurosim** (*nu-ro-sim*). Same as *Neurasthenia*.

**Neurosim** (*nu-ro-sim*). Same as *Neurasthenia*.

**Neurosim** (*nu-ro-sim*). Same as *Neurasthenia*.

**Neurosim** (*nu-ro-sim*). Same as *Neurasthenia*.

**Neurosim** (*nu-ro-sim*). Same as *Neurasthenia*.

**Neurosim** (*nu-ro-sim*). Same as *Neurasthenia*.

**Neurosim** (*nu-ro-sim*). Same as *Neurasthenia*.

the nerves; nervous; also, pertaining to neuroses. In therapeutics, neurotics are such drugs as have a special influence upon the nervous centers and functions. **N. Albuminuria**, albuminuria due to nervous disturbance. **N. Atrophy**, atrophy dependent upon changes in some part of the nervous system. **N. Dyspepsia**. See *Dyspepsia*. **N. Fever**, fever following traumatism of the central nervous system. **N. Hypertrophy**, hypertrophy resulting from excessive nutrition or other trophic abnormality.

**Neurotome** (*nu'-ro-toni*) [*νεῦρον*, nerve; *τομή*, a cutting]. A small knife for the division of a nerve, especially subcutaneously.

**Neurotomy** (*nu-ro-tō'-o-me*) [*νεῦρον*, nerve; *τέμνειν*, to cut]. The division of a nerve.

**Neuro-toxicology** (*nu-ro-toks-ik-ol'-o-je*) [*νεῦρον*, nerve; *τοξικόν*, poison; *λόγος*, science]. The toxicology of the nerves; the science of the nervous disorders of toxic origin.

**Neurotripsy** (*nu'-ro-trip-se*) [*νεῦρον*, nerve; *τρίβειν*, to rub]. The crushing of a nerve.

**Neurotroma** (*nu-ro-trō'-mah*) [*νεῦρον*, nerve; *τρώμα*, wound]. The wound of a nerve.

**Neurotrophic** (*nu-ro-trō'-fik*) [*νεῦρον*, nerve; *τροφή*, nourishment]. Depending on or attained through the trophic influence exercised by the nerves.

**Neurotrophy** (*nu-ro-tō'-fe*) [*νεῦρον*, nerve; *τροφή*, nourishment]. The nourishment of a nerve.

**Neurotrois**, **Neurotrosmus** (*nu-ro-tō'-ro-sis*, *nu-ro-troz'-mus*) [*νεῦρον*, nerve; *τρώσις*, a wounding]. The wounding of a nerve.

**Neuro-varicosis** (*nu-ro-var-ik-ō'-sis*) [*νεῦρον*, nerve; *varix*, varix]. A varicosity on a nerve-fiber, or the formation of one.

**Neurymen** (*nu-ri'-men*). Synonym of *Neurilemma*.

**Neurymenitis** (*nu-ri-men-i'-tis*). Synonym of *Neurilemmatitis*.

**Neurypnology** (*nu-rip-nol'-o-je*). See *Neurohypnology*.

**Neuter** (*nu'-ter*) [L.]. Sexually not properly developed; an organism of neither sex.

**Neutral** (*nu'-tral*) [*neuter*, neither]. Neither alkaline nor acid; bland and soothing; having no active effect upon a tissue. **N. Blue**. See *Pigments, Conspectus of*. **N. Mixture**, liquor potassii citratis. See *Potassium*. **N. Oils**. See *Lubricating Oils*. **N. Red**. See *Tolylene-red*, and *Pigments, Conspectus of*. **N. Violet**. See *Pigments, Conspectus of*.

**Neutraline** (*nu'-tral-in*) [*neuter*, neither]. A commercial or proprietary name given to a brand of *Petrolatum*, *g. v.*

**Neutralization** (*nu-tral-iz-ā'-shun*) [*neuter*, neither]. That process or operation that precisely counterbalances or cancels the action of an agent. In medicine, the process of checking the operation of any agent that produces a morbid effect. In chemistry, a change of reaction to that which is neither alkaline nor acid.

**Neutralize** (*nu'-tral-iz*) [*neuter*, neither]. To render neutral; to render inert.

**Neutrophile** (*nu'-tro-fil*) [*neuter*, neither; *φίλος*, loving]. Stained readily by neutral dyes; applied to certain bacteria and tissue-elements, especially leukocytes. **N. Leukocytes**, small colorless cells in normal human blood, containing several much-contorted nuclei that are readily stained. The protoplasm of these cells usually contains granules colorable by neutral stains, hence their name. See *Leukocyte*.

**Neuwied-green**. Same as *Schweinfurth-green*.

**Nevoid** (*ne'-void*) [*navus*, birth-mark; *εἶδος*, like]. Resembling a nevus. **N. Elephantiasis**. See *Lymph-scrotum*.

**Nevoise** (*ne'-vōs*) [*navus*, a birth-mark]. Freckled; having nevi.

**Nevus**, **Nævus** (*ne'-vus*) [L.: plural *Nevi*]. A mark or blemish due to the dilatation of the blood-vessels near the surface of the skin or within its texture. **N. araneus**. See *Acne rosacea*. **N., Capillary**, one that involves the capillaries of the skin. **N. cerasus**, a slightly elevated vascular nevus resembling somewhat the appearance of a cherry. **N., Cutaneous**, a nevus of the skin. **N. flammeus**. See *N. maternus*. **N. fragarius**, the strawberry mark. **N. lipomatodes**, a large mole, soft and lax, containing a quantity of fat and loose connective tissue. **N. lupus**. See *Angioma serpiginosum*. **N. maternus**, *Mother's mark*; the patch of congenital discoloration of the skin due to a dilated condition of the capillaries. If this is diffuse, very slightly, if at all, raised, red, or purplish-red, and on some part of the face, often involving the whole of one side, it is called *N. flammeus*, or "*port-wine mark*." This is a relatively common condition. **N. morus**, the mulberry nevus; a vascular nevus somewhat elevated and with an irregular surface. **N. natus**, birth-mark. **N. neuroticus**, a minor degree of *Ichthyosis hystrix*. **N. papillaris**, a minor degree of *Ichthyosis hystrix*. **N. papillomatous**, a mole covered with soft, papillary growths. **N. pigmentosus**, *pigmentary mole*; *nevus verrucosus*; *nevus sigillum*; *nevus pilosus*; *nevus spilus*; a circumscribed, congenital pigmentary deposit in the skin, varying in color from a light-fawn to a blackish tint, and often associated with hypertrophy of the hairs as to number, size, and color-elements. It varies in size from a pinhead discoloration to bean-sized or larger flattened and warty elevations, or it may reach the size of a coconut or fetal head. **N. pilaris**, **N. pilosus**. See *N. pigmentosus*. **N. planus**, a non-elevated pigmentary nevus. **N. sanguineus**. See *N. vascularis*. **N. sigillum**. Synonym of *N. pigmentosus*. **N., Spider**. Synonym of *N. araneus*. **N. spilus**. See *N. pigmentosus*. **N. tuberculosus**. Synonym of *N. verrucosus*. **N., Varicose**. See *N., Venous*. **N. vascularis**, *N. vasculosus*; *N. sanguineus*; a congenital overgrowth of cutaneous vascular tissue forming the so-called *nevi*. These may be capillary or cutaneous, and venous or subcutaneous. The former vary in size from a mere point up to large areas, standing on a level with the skin or raised more or less above it, of a bright-red color or of a more or less purplish hue. The venous nevus is generally more raised than the capillary; it is convex, smooth, or lobulated, and of a dark-purple color, compressible, but rapidly filling after the compression has been removed. **N. vasculosus**. See *N. vascularis*. **N. verrucosus**. See *N. pigmentosus*. **N., Venous**, a raised, convex, and sometimes lobulated form, consisting of thin-walled veins and sinuses bound together by connective tissue.

**New** (*nu*) [M.E., *newe*, new]. Not old; freshly produced; recent. **N. Blue**. Same as *French Blue*. See *Pigments, Conspectus of*. **N.-born**, a designation applied to the child for a short period after birth. **N. Coccin**. See *Pigments, Conspectus of*. **N. Fast Violet**. Same as *Gallocyanin*. **N.-formation**. See *Neoplasm*. **N. Jersey Tea**. See *Ceanothus*. **N. Red**. Same as *Fuchsin*. **N. Victoria Green**. Same as *Brilliant Green*. **N. White**. See *Pigments, Conspectus of*. **N. Yellow**. Same as *Flavaurin*. **N. Zealand Flax**. See *Flax*.

**Newman's Treatment**. See *Treatment, Methods of*. **Newton's Color-rings**. The colorings produced when a cover-glass is pressed upon the slide. They are the result of chromatic aberration. **N.'s Disc**, a circular



card colored in triangular areas with the colors of the spectrum. On being rapidly revolved it appears white.

**N.'s Law.** See *Law*. **N.'s Metal**, a term for *Bismuth*. **N.'s Theory**, the *Emission* theory of light. See *Light*.

**Ngai Camphor.** A camphor,  $C_{10}H_{18}O$ , derived from *Blumea balsamifera*, a tree of S. E. Asia.

**Niata** (*ni-a'-tah*) [deriv. obscure]. A breed of small "bull-dog" oxen, produced by a sudden variation, in South America, between the sixteenth and eighteenth centuries.

**Niatism** (*ni'-at-izm*) [*niata*, a breed of bull-dog "oxen"]. In biology, a form of sudden variation characterized by dwarfing, at times occurring among animals.

**Nibble** (*nib'-l*) [LG., *nibbeln*, to nibble]. To gnaw; to eat in small bits.

**Nickel** (*nik'-el*) [G., *nickel*, nickel]. Ni = 58; quadrivalence II, IV. A metal of silver-white luster, resembling iron in physical properties. In 1889 it was asserted by Krauss, of Munich, to be a compound body. It is much used for plating metallic surgical appliances. See *Elements*, *Table of*. **N. Bromid**, recommended for epilepsy. Dose gr. v-x. **N. Chlorid**, a tonic in anemia. **N. Sulphate**, has been used as a nerve-tonic in tabes dorsalis. Dose gr. iij-v. All unof.

**Nicking** (*nik'-ing*) [origin obscure]. The incising of a horse's tail near the root, to cause it to be carried higher.

**Nickles' Test.** See *Tests*, *Table of*.

**Nicol** (*nik'-el*) [after William Nicol, of Edinburgh]. An abbreviation for Nicol's prism.

**Nicol's Prism** (*nik-el*) [after William Nicol, of Edinburgh]. A polished prism of Iceland spar, cut diagonally across the principal axis, the sections being joined together by means of Canada balsam. It has the property of reflecting the ordinary ray of light out of the field, while the so-called polarized ray is transmitted. See *Prism*.

**Nicomorrhuin** (*nik-o-mor'-u-in*),  $C_{20}H_{28}N_4$ . One of the alkaloids of cod-liver oil. See *Morrhualins*.

**Nicotia** (*nik-o'-she-ah*). Synonym of *Nicotin*.

**Nicotian** (*nik-o'-she-an*) [after Jean Nicot]. 1. Tobacco. 2. One who uses tobacco. 3. Pertaining to, or derived from, tobacco.

**Nicotiana** (*nik-o'-she-a'-nah*). See *Tabacum*.

**Nicotianic Acid** (*nik-o'-she-an'-ik*). Synonym of *Nicotinic Acid*.

**Nicotianin** (*nik-o'-she-an-in*) [after Jean Nicot, a French ambassador to Portugal]. The solid volatile principle to which tobacco owes its flavor.

**Nicotinic Acid** (*nik-o'-ik*). Same as *Malonic Acid*.

**Nicotin** (*nik'-o-tin*) [after Jean Nicot, a French Ambassador to Portugal],  $C_{10}H_{14}N_2$ . A poisonous alkaloid found in the leaves of the tobacco-plant; it may be obtained by distilling the residue from the aqueous extract with lime. It is an oil, readily soluble in water and alcohol. Its odor is very penetrating. It becomes brown on exposure to the air; its specific gravity at 15° C. is 1.011; it boils at 241° C.

**Nicotinic Acid** (*nik-o-tin'-ik*) [after Jean Nicot],  $C_6H_5NO_2$ . An oxidation-product of nicotine.

**Nicotinism** (*nik'-o-tin-izm*) [after Jean Nicot]. The constitutional effects of the continued or excessive use of tobacco.

**Nicotism** (*nik'-o-tizm*). Synonym of *Nicotinism*.

**Nictating** (*nik-ta'-ting*) [*nictare*, to wink]. Winking.

**Nictation** (*nik-ta'-shun*). Same as *Nictitation*.

**Nictitating** (*nik'-tit-a-ting*) [*nictitare*, to wink]. Winking. **N. Membrane**. See *Membrane*. **N. Spasm**, blepharospasm.

**Nictitation** (*nik-tit-a'-shun*) [*nictitare*, to wink]. Abnormal frequency of winking.

**Nidamentum** (*nid-an-en'-tum*) [*nidus*, nest]. The decidua; also any covering of the developing ovum; an egg-case.

**Nidation** (*ni-da'-shun*) [*nidus*, nest]. The development of an endometrial epithelium in an inter-menstrual period.

**Nidulant** (*nid'-u-lant*) [*nidulari*, to build a nest]. In biology, lying loose in a nest-like receptacle or pulp, like the seeds or sporangia of certain plants.

**Nidularium** (*nid-u-la'-re-um*) [dim. of *nidus*, nest]. The mycelium of fungi.

**Nidus** (*ni'-dus*) [L., nest]. 1. A central point or focus of infection; a place in which an organism finds conditions suitable for growth and development. 2. A collection of ganglion-cells at the deep origin of a cranial nerve; a nucleus. **N. hirundinis**, a deep fossa in the cerebellum situated between the velum medullare posterius in front, and the nodulus and uvula behind.

**Niemeyer's Pill.** A pill of quinin, grain 1, digitalis, grain one-half, and opium, grain one-quarter. It is used in pulmonary tuberculosis, and is taken every six hours.

**Niepa** (*ne'-pah*) [E. Ind.]. The bark of *Samadera indica*, a simarubaceous tree of S. Asia; it is intensely bitter, and a good tonic. Unof.

**Nigella** (*ni-jel'-ah*) [*nigellus*, dark]. A ranunculaceous genus of plants represented by several species having medicinal properties. **N. sativa**, fennel-flower, is diaphoretic and emmenagogue. Unof.

**Nigellin** (*ni-jel'-in*) [*nigellus*, dark]. A bitter extractive of *Nigella sativa*.

**Niggl's Test.** See *Tests*, *Table of*.

**Night** (*nit*) [ME., *night*, night]. The portion of the day during which the sun is below the horizon. **N.-blindness.** See *Hemeralopia*. **N.-blooming Cereus**, the flowers of *Cereus grandiflorus*, a sedative and diuretic plant, useful in functional ailments of the heart, palpitation and angina pectoris. Dose of the fld. ext. (alcoholic) m̄x-xxx. Unof. **N. Blue.** See *Pigments*, *Conspectus of*. **N.-cries**, a symptom of nervous or physical disorders of children, and especially of the early stage of hip-disease. The child cries out in its sleep from pain produced by reflex spasmodic twitching of the muscles already abnormally irritable. **N. Green.** See *Pigments*, *Conspectus of*. **N.-mare**, a feeling of distress or suffocation during sleep, attended with fright, hideous dreams and often with inability to stimulate muscular contraction except in a very slight degree. **N.-pain**, a symptom of hip-disease; pain in the hip or knee occurring during muscular relaxation of the limb in sleep. **N.-palsy**, a nervous manifestation of no especial significance, consisting simply of a feeling of numbness in one or more extremities of the body when the sleeping patient awakes; the so-called "dead fingers." It principally attacks women at the menopause. **N.-shade**, a popular name for plants of the genus *Solanum*, and also the genus *Atropa*. **N.-shade, Bittersweet.** See *Solanum dulcamara*. **N.-shade, Deadly.** See *Atropa belladonna*. **N.-sight.** Synonym of *Nyctalopia*. **N.-soil**, the contents of privy-vaults (often removed in the night). This material is largely employed as manure. **N.-soil Fever**, a synonym of *Typhoid Fever*. **N.-starting**, a jerking of the lower extremity occurring at night in children with hip-disease. **N.-sweat**, the profuse nocturnal sweating often observed in pulmonary tuberculosis and other wasting disorders. **N.-terrors**, *Pavor nocturnus*; *constrnatio*; a sudden terror that attacks young

- children during sleep. **N.-walker**, a somnambulist. **N.-walking**, somnambulism.
- Nightingale** (*nîl'-in-gâl*) [after Florence *Nightingale*]. A sleeved scarf used in the hospital-treatment of the sick and wounded, to protect the shoulders and parts liable to become uncovered in bed.
- Nigredo** (*ni-grê'-do*) [*niger*, black]. A black color; melasma. **N. a sole**, sunburn. **N. nativa**, a natural dark coloring of the skin. **N. necrotica**, the blackness of parts that are becoming gangrenous. **N. sordida**, dark pigmentation from dirt.
- Nigrescent** (*ni-gres'-ent*) [*nigrescere*, to become black]. Turning black; blackish, dusky.
- Nigric Acid** (*ni'-grik*) [*niger*, black],  $C_7H_5O_4$ . A black powder obtained when ethyl oxalate is treated with potassium.
- Nigricant** (*ni'-grik-ant*). Same as *Nigrescent*.
- Nigrismus** (*ni-griz'-mus*) [L.]. Synonym of *Nigredo*.
- N. lingua**, black tongue.
- Nigritia, Nigrities** (*ni-grish'-e-ah, ni'-gri-etz*). Same as *Nigrismus*, and *Glossophytia*.
- Nigritudo** (*nig-rit'-u'-do*). Synonym of *Melanosis*.
- Nigrosin** (*ni'-gro-sin*) [*niger*, black]. A blue-black anilin-dye, useful in staining sections of brain-tissue. For the nigrosins see *Iudulius*. See also *Pigments, Couspectus of*.
- Nile-blue** (*nîl'-blu*). See *Pigments, Couspectus of*.
- Nine** (*uin*) [ME., *niue*, nine]. Thrice three. **N.-bark**. 1. The plant *Neillia opulifolia*, of N. America; it is astringent, tonic, and vulnerary. Unof. 2. The same as *Seven-bark*. **N.-day Fits**. Synonym of *Tetanus neonatorum*.
- Niobium** (*ni-o'-be-um*) [*Νιόβη*, the daughter of *Tantalus*]. A rare metal, akin to bismuth and to antimony; symbol Nb; atomic weight 94. It is also known as *Columbium*. Its medicinal properties are little known. See *Elements, Table of*.
- Nipablepsia** (*nif-ab-lep'-se-ah*) [*νίφα*, snow; *ἄβληψία*, blindness]. See *Snow-blindness*.
- Niphophthoses** (*nif-lo-tif-lo'-tēz*) [*νίφα*, snow; *τὸ φθῶσις*, blindness]. Snow-blindness.
- Niphophthosis** (*nif-o-tif-lo'-sis*) [*νίφα*, snow; *τὸ φθῶσις*, blindness]. Snow-blindness.
- Nippers** (*nîp'-erz*) [ME., *nippen*, to nip]. An instrument for seizing small bodies. **N., Bone**, an instrument for grasping small bits of bone.
- Nipple** (*nîp'-l*) [ME., *neple*, nipple]. The conic elevation in the center of the mammary areola. The mamilla, acromastium, or thele. **N.-cactus**. See *Mammillaria*. **N., Cracked**, a nipple the epidermis of which is broken in places.
- N.-line**, in physical diagnosis, a vertical line drawn on the surface of the chest through the nipple. **N.-protector**, a device worn by nursing women to protect the nipple. It is called also a *Nipple-shield*. (*N., Retracted*, a nipple drawn below the surrounding level. **N.-shield**. See *N.-protector*.)
- Nirls, Nirles** (*nerlz*) [origin obscure]. A variety of herpes.
- Nirlus** (*nîr'-lus*) [origin obscure]. An ephemeral papular eruption sometimes following measles or scarlet fever.
- Nisbet's Chancre**. A lymphatic abscess on the dorsum of the penis proceeding to the formation of a chancre.
- Nisus** (*ni'-sus*) [*nisus*, effort, from *niti*, to endeavor]. The periodic desire for procreation manifested in the spring season by certain species of animals. Also, the contraction of the diaphragm and abdominal muscles,



NIPPLE-PROTECTOR.  
(From Fullerton's "Obst. Nursing".)

for the expulsion of the feces or the urine. **N.-formations, Blumenbach's**, the force of an aggregate organism which constrains the newly-integrated atoms to take a definite form; the "*spiritus rector*." According to Weismann, this is located in an "accessory idio-plasm," consisting of the determinants of the parts to be regenerated.

**Nit** [ME., *nitte*, a nit]. A popular name for the larva of several species of *pediculus*; during incubation it is attached to the hair.

**Niter** (*ni'-ter*) [*νίτρον*, natron]. Potassium nitrate. **N., Cubic**, Sodium nitrate. **N., Spirit of, Spiritus ætheris nitrosi**, sweet spirit of niter.

**Nitid** (*nîl'-id*) [*nitere*, to shine]. Shining.

**Nitidous** (*nîl'-id-us*) [*nitidus*, shining]. Same as *Nitid*.

**Nitor** (*ni'-tor*) [*nitere*, to shine]. Synonym of *Enamel*.

**Nitrate** (*ni'-trät*) [*νίτρον*, natron]. Any salt of nitric acid. All nitrates are soluble in water. **N. Test Reagent**. See *Acid Phenyl Sulphate*.

**Nitrated** (*ni'-tra-ted*) [*νίτρον*, natron]. Combined with nitric acid.

**Nitration** (*ni'-tra'-shun*) [*νίτρον*, natron]. The process of combining or treating with nitric acid.

**Nitre** (*ni'-ter*). See *Niter*.

**Nitric** (*ni'-trik*) [*νίτρον*, natron]. Pertaining to or containing niter. **N. Acid**. See *Acid, Nitric*. **N. Acid Test**. See *Tests, Table of*. **N. Magnesian Reagent**. See *Roberts' Reagent*.

**Nitrification** (*ni-trif-ik-a'-shun*) [*νίτρον*, natron; *ficare* (*facere*), to make]. In biology, the oxidation of the nitrogen of organic matter by means of microorganisms. Cf. *Bacterioid*, and *Nitrifying Bacillus of Winogradsky*, under *Bacteria, Synonymatic Table of*.

**Nitrify** (*ni'-trif-i*) [*νίτρον*, natron; *ficare*, to make]. To convert into niter.

**Nitriles** (*ni'-trils*) [*νίτρον*, natron]. Those derivatives of the alcoholic radicles with the cyanogen group, CN, in which the fourth affinity of carbon is limited to the alcohol radicles. They are liquids usually insoluble in water, possessing an ethereal odor, and readily decomposed on heating with acids or alkalis.

**Nitrite** (*ni'-trit*) [*νίτρον*, natron]. A salt of nitrous acid,  $HNO_2$ . Also applied to certain combinations with organic radicles, as nitroglycerin,  $C_2H_5(NO_2)_3$ , nitrobenzol, amyl nitrite, and other compounds. **N., Amyl**,  $C_5H_{11}NO_2$ , possesses a fruity odor. Inhaled it causes tumultuous action of the heart and a slowing of the respiration. It is useful in angina pectoris, asthma, and occasionally in sea-sickness. Dose, internally,  $m\frac{1}{4}$ -j, dissolved in alcohol; by inhalation,  $mij$ -v. **N., Ethyl**,  $C_2H_5NO_2$ , used to make sweet spirit of niter. **N., Sodium**,  $NaNO_2$ , acts like amyl nitrite, but is less prompt. It is employed in desquamative nephritis when accompanied by weak action of the heart. Dose, gr.  $\frac{1}{2}$ -v.

**Nitro-** (*ni'-tro-*) [*νίτρον*, natron]. A prefix denoting combination with nitrogen. Also, denoting combination with the radicle  $NO_2$ . **N.-amins**, a group of chemic compounds containing the nitro-group in union with nitrogen. **N.-bacteria**, a term given by Winogradsky to those bacteria that convert ammonia into nitrous and nitric acids. **N.-benzene** ( $C_6H_5NO_2$ ), *Nitrobenzol*; a liquid prepared by adding benzol drop by drop to  $HNO_3$ . It closely resembles oil of bitter almonds in flavor, and is important as a source of anilin in the manufacture of dyes. It is actively poisonous, with the general effects of hydrocyanic acid. **N.-benzol**. See *N.-benzene*. **N.-benzol-red**. Same as *Rosanilin*. **N.-cellulin, N.-cellulose**, a substitution-compound of cellulose,  $NO_2$  replacing H. *Mononitro-cellulose*,  $C_6H_9(NO_2)O_5$ ; *Dinitrocellulose*,  $C_6H_7(NO_2)_2O_5$ , or *pyroxylin*; *Trinitrocellulose*,  $C_6H_5(NO_2)_3O_5$ , or gun-



cotton. **N.-compound**, a carbon compound that is formed from another by the substitution of the monatomic radicle  $\text{NO}_2$  for hydrogen, and in which the nitrogen atom is regarded as directly joined to a carbon atom.

**Nitroform** (*ni'-tro-form*) [*νίτρον*, natron; *forma*, form],  $\text{CH}(\text{NO}_2)_3$ . An oily acid compound, chemically analogous to chloroform. It is usually obtained by treating biliary acids with nitric acid.

**Nitrogen** (*ni'-tro-jen*) [*νίτρον*, natron; *γεννᾶν*, to beget].  $\text{N} = 14$ ; quantivalence I, III, V. One of the non-metallic elements, gaseous at ordinary temperatures. It is a component element of albumins, proteids, urea, and other organic substances, of alkaloids, ammonia, and its derivatives, and many other inorganic substances. It forms about 79 per cent. of the air, and is most active in combination with oxygen. The French call it *azote*. The salts of nitric acid are called *nitrates*, those of nitrous acid *nitrites*. See *Elements, Table of*. A description of various methods for detecting nitrogen is appended: **Kjeldahl's Method**; the substance is dissolved by heating it with concentrated sulphuric acid. Potassium permanganate (pulverized, or dissolved in sulphuric acid) is then added until a distinctly green color appears. The liquid is diluted with water and the ammonia is expelled by boiling with sodium hydroxid. **Limprecht's Method**, a method of determining the nitrogen of nitro-compounds and nitroso-compounds indirectly by means of a titrated solution of stannous chlorid. **Will and Varrentrap's Method**; two parts of calcium hydrate are added to one part of an aqueous solution of pure sodium hydroxid; the mixture is evaporated and gently ignited. The weighed, finely-pulverized substance is mixed with soda-lime (about ten parts) and the mixture is placed in a combustion-tube, about 30 cm. long, which is filled in with soda-lime. In the open extremity of the tube is placed a rubber stopper bearing a bulb-apparatus containing dilute hydrochloric acid. The anterior portion of the bulb is first heated in the furnace; then, that containing the mixture. That all of the ammonia may be carried into the bulb, air is conducted through the tube, after breaking off the point. The ammonium chlorid in the hydrochloric acid is precipitated as ammonio-platinum chlorid by means of platonic chlorid, and the residual platinum is weighed. One atom of platinum corresponds to two molecules of  $\text{NH}_3$  or two atoms of nitrogen. **N., Gaseous Oxid of**. See *Nitrous Oxid*.

**Nitrogenized** (*ni-troj'-en-izd*) [*νίτρον*, natron; *γεννᾶν*, to produce]. Containing nitrogen.

**Nitrogenous** (*ni-troj'-en-us*) [*νίτρον*, natron; *γεννᾶν*, to produce]. Containing nitrogen.

**Nitroglycerin** (*ni-tro-glis'-er-in*) [*νίτρον*, natron; *γλυκύς*, sweet],  $\text{C}_3\text{H}_5\text{N}_3\text{O}_9$ . *Glonoin*, *Trinitrin*, *Trinitrite of Glyceryl*; *Glycerol Nitric Ester*; a substance produced by the action of a mixture of sulphuric and nitric acids upon glycerol. It is a colorless oil, with a sweet taste, and is poisonous when taken internally. It is insoluble in water. Heated quickly, or upon percussion, it explodes very violently. Mixed with *Kieselguhr* it forms dynamite. Therapeutically, it acts like amyl nitrite. Dose gr.  $\frac{1}{100}$ – $\frac{1}{50}$ . Dose of the tincture, one per cent. in alcohol,  $\text{m}$   $\frac{1}{2}$ – $\text{x}$ . **N., Liquor** (B.P.), contains pure nitroglycerin one part by weight, rectified spirit *q. s.* to produce 100 fluid parts. Dose  $\text{m}$   $\frac{1}{2}$ – $\text{ij}$ . **N., Tabellæ** (B.P.), tablets of chocolate each containing gr.  $\frac{1}{100}$  of pure nitroglycerin. Dose  $\text{j}$ – $\text{ij}$ . **Spiritus glonoini** (spirit of nitroglycerin); an alcoholic solution containing one per cent. by weight of glonoin.

**Nitroleum** (*ni-tro'-le-um*). Synonym of *Nitroglycerin*.

**Nitrolin** (*ni'-tro-lin*) [*νίτρον*, natron; *oleum*, oil]. An

explosive compound consisting of a mixture of cellulose, niter, and nitrosaccharose.

**Nitrometer** (*ni-trom'-et-er*) [*νίτρον*, natron; *μέτρον*, measure]. An apparatus for collecting and measuring nitrogen gas, or for decomposing nitrogen oxids and estimating the resulting gases.

**Nitromuriatic Acid** (*ni-tro-mu-re-at'-ik*). See *Acid, Nitrohydrochloric*.

**Nitrosaccharose** (*ni-tro-sak'-ar-ōz*) [*νίτρον*, natron; *σάκχαρον*, sugar]. An unstable, resinous, explosive compound produced by treating saccharose with nitric acid.

**Nitrosate** (*ni'-tro-sat*) [*νίτρον*, natron]. One of a class of carbon compounds resulting from the action of nitrogen tetroxid upon the alkylens.

**Nitroso-** (*ni-tro'-so-*) [*νίτρον*, natron]. In chemistry, a prefix signifying combination with nitrosyl, the univalent compound radicle, NO. **N.-amins**, a class of nitroso-compounds in which the nitroso-group is linked to nitrogen. They are mostly oily, yellow liquids, insoluble in water, and may be distilled without suffering decomposition. **N.-compounds**, a class of chemic compounds containing the group NO attached to carbon. **N.-phenol**. See *Quinoxim*.

**Nitrous** (*ni'-trus*) [*νίτρον*, natron]. In chemistry, pertaining to or derived from niter. *Nitrous* compounds contain less oxygen than do *nitric* compounds. **N. Acid**. See *Acid, Nitrous*. **N. Ether**,  $\text{C}_2\text{H}_5\text{NO}_2$ ; a very volatile liquid, with properties very similar to those of amyl nitrite. **N. Oxid**, *Laughing gas*; a gaseous compound, having the structure  $\text{N}_2\text{O}_2$ . Inhaled, it produces cerebral excitement, followed by anesthesia. It is much used in dentistry. See *Anesthetic*.

**Nival** (*ni'-val*) [*nivalis*, snowy]. Living in or near snow.

**Njinio-wood** [African]. A remedy used in West Africa in the treatment of gastric pains and loss of appetite. Its effects are similar to those of coca. Unof.

**Noasthenia** (*no-as-the'-ne-ah*) [*νόος*, mind; *ἀσθένεια*, weakness]. Mental feebleness.

**Nocard, Bacillus of**. See *Bacteria, Synonymatic Table of*.

**Nocarodes** (*no-kar-o'-dēz*) [*νῶκαρ*, lethargy; *εἶδος*, like]. Lethargic.

**Nocent** (*no'-sent*) [*nocens*, from *nocere*, to harm]. Harmful; injurious.

**Noctambulation** (*nok-tam-bu-la'-shun*) [*noctambulatio*; *nox*, night; *ambulare*, to walk]. Same as *Somnambulism*.

**Noctambulatory** (*nok-tam'-bu-la-tor-e*) [*nox*, night; *ambulare*, to walk]. In biology, wandering at night, as many predatory mammals.

**Noctambulism** (*nok - tam' - bu - lizm*). See *Somnambulism*.

**Noctidial** (*nok - tid' - e - al*) [*nox*, night; *dies*, day]. Lasting for a day and a night, or for twenty-four hours.

**Noctisurgium** (*nok-tis-ur'-je-um*). Synonym of *Somnambulism*.

**Nocturnal** (*nok-tur'-nal*) [*nocturnus*, of the night]. Pertaining to the night-time. **N. Blindness**. See *Hemeralopia*. **N. Crisis**, the nightly exacerbation of symptoms. **N. Emission** and **N. Pollution**. See *Spermatorrhæa*. **N. Enuresis**, incontinence of urine at night during sleep. **N. Epilepsy**, epilepsy in which the convulsions occur at night. **N. Sight**. Same as *Hemeralopia*.

**Nocuity** (*nok-u'-it-e*) [*nocuus*, injurious]. Injuriousness; harmfulness; the quality of being noxious.

**Nocuous** (*nok'-u-us*) [*nocuus*, injurious]. Noxious; hurtful; venomous. **N. Meat**, meat from animals

- affected with diseases that may be transmitted to man.
- Nod** [ME., *nodden*, to shake]. 1. To drop the head forward with a quick, involuntary motion. 2. The motion so made.
- Nodal** (*no'-del*) [*nodus*, a node]. Nodated; pertaining to a node. **N. Point**, the point of intersection of convergent rays of light with the visual axis of the eye. The *First N. P.* is 6.9685 mm. behind the summit of the cornea. The *Second N. P.* is 7.3254 mm. behind the summit of the cornea, or 0.1254 mm. behind the lens.
- Nodated** (*no-da'-ted*) [*nodus*, a node]. Knotted; having nodes.
- Nodding** (*nod'-ing*) [ME., *nodden*, to shake]. 1. The act of inclining the head forward. 2. Having a drooping position, as a flower-head. **N. Spasm**, spasmus nutans; salaam convulsions. See *Eclampsia nutans*.
- Node** (*nód*) [*nodus*, a swelling, or node]. A knot or protuberance; an oblong, indurated swelling or tumor that forms upon bones in some forms of periostitis and osteitis. **Ns.**, **Heberden's**, overgrowths of the natural tubercles of the digital phalangeal bones in rheumatoid arthritis. **Ns.**, **Parrot's**, bosses of bone on the outer table of the skull, the result of syphilitic periostitis. **Ns.**, **Ranvier's**, certain constrictions occurring in the course of medullated nerve-fibers, so that the sheath of Schwann lies upon the axis-cylinder. The part of the nerve between the nodes is called an internervular or internodal segment. See *Nerve-fiber*. **Ns.**, **Schmidt's**, a term for the medullated internervular segments of a nerve-fiber. **N.**, **Syphilitic**, the localized swellings on bones due to syphilitic periostitis.
- Nodicorn** (*nod'-ik-orn*) [*nodus*, a knot; *cornu*, a horn]. In biology, having nodose antennae.
- Nodiferous** [*no-dif'-er-us*] [*nodus*, a node; *ferre*, to bear]. In biology, bearing nodes.
- Nodose** (*no'-doz*) [*nodus*, node]. Characterized by nodes or nodosities; jointed or swollen at intervals.
- Nodosis** (*no-do'-sis*) [*nodus*, node]. The condition of having or forming nodes.
- Nodosity** (*no-dos'-it-e*). See *Node*. **N.**, **Bouchard's**, a nodose condition of the second joints of the fingers, supposed to be indicative of gastrectasis. See *Signs and Symptoms*, *Table of*.
- Nodous** (*no'-dus*) [*νωδός*, from *νη*, negative; *ὀδός*, tooth]. Toothless.
- Nodular** (*nod'-u-lar*). Synonym of *Nodose*.
- Nodule** (*nod'-ul*) [*nodulus*, dim. of *nodus*, a node]. A little knot or excrescence; a tubercle; in dermatology, an elevation of the skin varying in size from a split pea to a hazelnut, and due to a cellular infiltration (*granuloma* of Virchow). **N. of Aurantius**. See *Corpus*. **N. of Cerebellum**, the termination of the inferior vermiform process of the cerebellum situated in front of the uvula. **N. of Morgagni**. Same as *N. of Aurantius*.
- Noduliferous** (*nod-u-lif'-er-us*) [*nodulus*, a little knot; *ferre*, to bear]. Having nodules.
- Noduliform** (*nod-u'-lif-orm*) [*nodulus*, a little knot; *forma*, form]. In the form of a nodule.
- Nodulo-dermitis** (*nod'-u-lo-der-mi'-tis*) [*nodulus*, small node; *δέρμα*, skin; *ιτις*, inflammation]. An inflammatory nodular skin-affection, such as Madura foot, leprosy, and other skin-diseases.
- Nodulose, Nodulous** (*nod'-u-löz*, *nod'-u-lus*) [*nodulus*, a little node]. In biology, having little knobs.
- Nodulus** (*nod'-u-lus*) [L.: *pl.*, *Noduli*]. 1. See *Nodule*. 2. The nodule of the cerebellum. **N. hystericus**. Same as *Globus hystericus*. **Noduli al-bini**, a term given to certain small pathologic knots occasionally found on the free border of the auriculo-ventricular valves.
- Nodus** (*no'-dus*) [L.: *pl.*, *Nodi*]. See *Node*.
- Noeggerath's Method**. See *Treatment, Methods of*.
- Noematachograph** (*no-e-mat-ak'-o-graf*) [*νόημα*, thought; *ταχίς*, swift; *γράφειν*, to write]. An instrument for recording the time of mental operations.
- Noematachometer**. Same as *Noematachograph*.
- Nœud vital** (*nu(r)d-ve-tah'l*) [Fr.]. See *Center, Respiratory*.
- Noisome** (*noi'-sum*) [ME., *noysome*, hurtful]. Hurtful; noxious.
- Noli-me-tangere** (*no'-li-me-tan'-jer-e*) [L.]. 1. See *Rodent Ulcer*. 2. *Ecballium officinarum*, the squirting cucumber. 3. *Impatiens noli-me-tangere*, the touch-me-not, an animal of the Balsam family.
- Noma** (*no'-mah*) [*νόμη*; *νεμειν*, to eat]. Synonyms: Cancrum oris, Gangraena oris, Gangrenous stomatitis. A grave form of stomatitis, gangrenous in type, and either secondary to ulcerative stomatitis or primary. The process is rapidly progressive, usually fatal, but recovery with great deformity of the face may occur. It is most common between the second and twelfth years. The disease is probably due to microorganisms; many have been found, but their relations have not been determined.
- Nomarthral** (*nom-ar'-thral*) [*νόμος*, law; *ἄρθρον*, a joint]. In biology, normally articulated or jointed; the opposite of *xenarthral*.
- Nome** (*no'-me*). Same as *Noma*.
- Nomenclature** (*no-men'-kla-tür*) [*nomen*, a name; *calare*, to call]. A systematic application and arrangement of the distinctive names employed in any science. Cf. *Onym*, *Onymy*.
- Nomogeny** (*no-moj'-en-e*) [*νόμος*, law; *γενής*, producing]. In biology, Richard Owen's term for the origin of life through the operation of existing natural law.
- Nomology** (*no-mol'-o-je*) [*νόμος*, law; *λόγος*, science]. In biology, that department of botany devoted to a study of the laws of variation.
- Nomopelmous** (*nom-o-pel'-mus*) [*νόμος*, law; *πέλημα*, sole]. In biology, applied to birds having the normal arrangement of the flexor tendons of the foot. Cf. *antipelmous*, *heteropelmous*, *schizopelmous*, *sympelmous*.
- Non-** [*non*, not]. A prefix denoting negation. **N. compos mentis** [L.]. A legal term denoting an acquired unsoundness of mind, of such character that one is incapable of conducting his own affairs.
- Nona** (*no'-nah*) [L.]. A name given in Italy, Bavaria, and Russia to a supposed new disease, which, however, in all probability is not new, but is typhoid fever with coma, a severe influenza, or a grave form of smallpox.
- Non-access** (*non-ak'-ses*) [*non*, not; *accessus*, an approach]. In medical jurisprudence, the failure to cohabit. The reverse of *access*, *q. v.* A child born under such circumstances is a bastard.
- Non-achromatic** (*non-ak-ro-mat'-ik*). See *Objective*.
- Non-adjustable** (*non-ad-jus'-ta-bl*). See *Objective*.
- Nonan** (*no'-nan*) [*nonus*, ninth]. Applied to a fever that has an exacerbation every ninth day.
- Nondecatoic Acid** (*non-dek-at-o'-ik*) [*nonus*, ninth; *δεκα*, ten; *C<sub>19</sub>H<sub>38</sub>O<sub>2</sub>*]. A monobasic acid, the nineteenth member of the fatty acid series.
- Non-electric** (*non-e-lek'-trik*) [*non*, not; *ἤλεκτρον*, amber]. A term applied to those substances that permit electricity excited in them by friction to escape as fast as it is formed.
- Non-identist** (*non-i-den'-tist*) [*non*, not; *identicus*, the same]. A designation applied to a person who believes in the non-identity of certain diseases, such as



typhus and typhoid, chancre and chancroid, membranous croup and laryngeal diphtheria.

**Non-medullated** (*non-med'-ul-la-ted*) [*non*, not; *med-ulla*, marrow]. Without marrow. **N.-m.** Nerve-fibers. See *Nerve-fiber*.

**Non-motile** (*non-mo'-til*) [*non*, not; *motilis*, moving]. Not having the power of spontaneous motion.

**Non-naturals, The Six.** In the old hygiene, this term designated air, food, exercise, sleep, secretion (and excretion), and mental activity.

**Nonose** (*non'-ōz*) [*nonus*, nine]. One of a group of the glucoses, with the formula  $C_9H_{18}O_9$ . See *Carbohydrates, Table of*.

**Non-parous** (*non-par'-us*). Same as *Nulliparous*.

**Non-restraint** (*non-re-strānt'*) [*non*, not; Fr., *re-straindre*, to restrain]. The treatment of insanity without any possible means of compulsion.

**Non-sexual** (*non-seks'-u-al*) [*non*, not; *sexus*, sex]. Same as *Asexual*.

**Noōlogy** (*no-ol'-o-je*) [*νόος*, mind; *λόγος*, science]. The science of mind, including that of mental disorders.

**Noōsphales** (*no-os'-fal-ēz*) [*νόος*, mind; *ἀλλεῖν*, to overthrow]. Demented.

**Noōstereis** (*no-os-ter-el'-sis*) [*νόος*, mind; *στέρησις*, privation]. Dementia; loss of reason.

**Nooth's Apparatus.** An apparatus for saturating water with carbon dioxide; it consists of three glass vessels united by tubes. The gas is generated in the first, washed in the next, and stored in the third.

**Norm** [*norma*, a rule]. Standard.

**Norma** (*nor'-mah*) [*L.*, a measure]. In anatomy, a view or aspect—essentially of the skull. **N. basilaris**, a view or aspect of the skull looking toward the inferior aspect. **N. facialis**, the aspect looking toward the face. **N. lateralis**, the aspect looking toward either half; a profile view. **N. occipitalis**, the aspect looking toward the back of the skull. **N. verticalis**, the aspect viewed from above, or that directed toward the top of the skull.

**Normal** (*nor'-mal*) [*norma*, rule]. Conforming to natural order or law. **N. Position**, the typical position to which all vertebrates, especially, are most easily referred for comparison. In it the body axis is straight, the limbs project directly to the right and left; the radius and ulna, tibia and fibula, are parallel with the thumb and great toe on the cephalic (upper) aspect or edge. **N. Salt Solution** or **N. Saline Solution**, an aqueous solution of sodium chlorid of a strength similar to that of the body-fluids—usually 0.6–0.75 per cent. **N.-sightedness.** See *Emmetropia*. **N. Solution**, in chemistry a solution of a salt or an acid containing in 1000 grains of the solvent a quantity of the salt or acid equal in grams to the molecular weight. A *decinormal* solution is one of one-tenth the strength, and a *centinormal* solution one of one-hundredth the strength of the normal solution. **N. Structure**, in organic chemistry, the union of carbon atoms in a simple, open chain.

**Normality** (*nor-mal'-it-e*) [*norma*, rule]. Normal quality; the normal state.

**Normalization** (*nor-mal-iz-a'-shun*) [*norma*, rule]. In biology, a term used to include all processes by which modified or morphologically abnormal forms and relations may be reduced, either actually or ideally, to their known primitive and presumed normal conditions.

**Normandy Colic.** See *Colic*.

**Normoblast** (*nor'-mo-blast*). See *Corpuscle*.

**Noropianic Acid** (*nor-o-pe-an'-ik*). See *Acid*.

**Norris's Invisible Corpuscles.** See *Corpuscle*.

**Norton's Abyssinian Tube-well.** A tube or tubes driven into the soil, tapping the subsoil water.

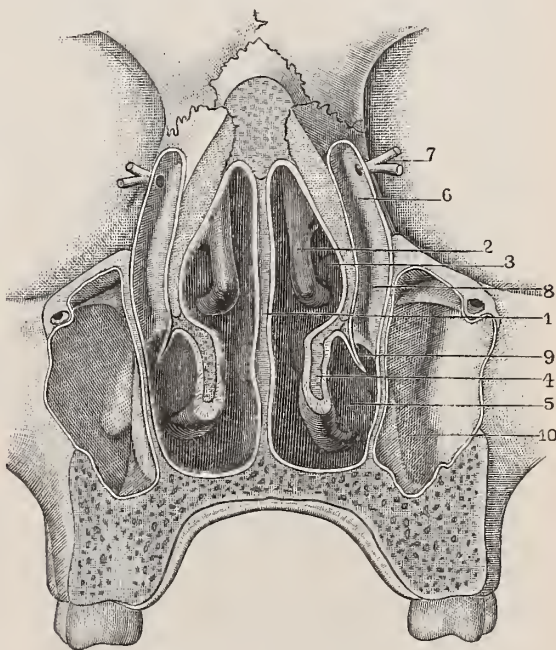
**Norway Itch.** See *Itch, Norway*. **N. Spruce.** See *Abies*.

**Norwegian Itch.** A variety of aggravated scabies seen mainly in lepers. See *Itch, Norway*.

**Nosacerus** (*nōz-as'-er-us*) [*νοσάκερος*, from *νόσος*, illness]. Diseased.

**Nosazontology** (*nos-az-on-to'll-o-je*) [*νοσάζονταί*, to fall ill; *λόγος*, science]. The science of the etiology of diseases.

**Nose** (*nōz*) [*ME.*, *nose*, nose]. The special organ of the sense of smell. It is also associated in the performance of phonation and respiration. The anterior or external entrance is termed the anterior nares, and comprises the nostrils. It is lined throughout by a delicate mucosa termed the Schneiderian membrane, in the upper portion of which the terminations of the olfactory nerves are distributed. **N.-bleed.** See *Epistaxis*. **N., Bottle**, an hypertrophied condition of the nose with a varicose condition of its veins, usually associated with alcoholism. **N.-brain**, the olfactory lobes of the brain; the rhinencephalon.



TRANSVERSE SECTION OF THE NASAL FOSSÆ.

1. Nasal septum. 2. Anterior extremity of middle turbinated bone. 3. Middle meatus. 4. Section of inferior turbinated bone. 5. Inferior meatus. 6. Lacrymal canal. 7. Canaliculi. 8. Nasal canal. 9. Section of reflected mucous membrane. 10. Maxillary sinus or antrum of Highmore.

**N., Bridge of**, the prominence formed by the junction of the nasal bones. **N.-cavities**, the nasal fossæ. **N.-cough**, a reflex trigeminal cough due to irritation of the nasal mucosa. **N.-glasses**, eye-glasses held on the nose by a spring; a pince-nez. **N.-hole**, a nostril. **N.-piece**, a mechanical device to be attached to a microscope for holding two, three, or four objectives. It is screwed into the object-end of the tube of the microscope. **N., Tench's**, a name for the external os uteri. **N.-truss**, an instrument for keeping the nasal bones in place after dislocation. **N., Wings of**, the bulging borders of the nostril, formed by folds of skin enclosing adipose and fibro-connective tissue.

**Nosegay, Riolan's.** The entire group of muscles arising from the styloid process of the temporal bone.

**Noselia** (*nos-el'-li-ah*) [*νοσήλειν*, to attend the sick]. Nursing of the sick.

**Nosema** (*nos-el'-mah*) [*νόσημα*]. Illness, disease. Also a genus of *Schizomyces*.

**Nosencephalon** (*nos-en-sef'-al-on*). See *Notencephalus*.

**Nosencephalus** (*nos-en-sef'-al-us*). Same as *Notencephalus*.

**Nosephorous** (*nos-ef'-or-us*) [*νόσος*, disease; *φορός*, bearing]. Producing disease.

**Nosesesthesia** (*nos-es-es-the'-ze-ah*) [*νόσος*, diseased; *αἰσθησις*, perception]. Perverted sensibility.

**Nosistoria** (*nos-is-to'-re-ah*) [*νόσος*, disease; *ιστορία*, history]. The history of disease or of a disease.

**Nosoccephalus** (*no-so-sef'-al-us*). See *Notencephalus*.

**Nosocomie** (*nos'-o-kōm*). Same as *Nosocomium*.

**Nosocomial** (*nos-o-ko'-me-al*) [*νόσος*, disease; *κομῆν*, to take care of]. Pertaining to a hospital, or a nosocomium. **N. Gangrene.** Synonym of hospital gangrene.

**Nosocomium** (*nos-o-ko'-me-um*) [*νόσος*, disease; *κομῆν*, to take care of]. A place designed for the care of the sick. A hospital.

**Nosocratic** (*nos-o-krat'-ik*) [*νόσος*, illness; *κρατεῖν*, to be strong]. Specific (applied to disease).

**Nosode** (*nos'-od*) [*νόσῳδης*, like a disease]. A homeopathic or isopathic remedy.

**Nosodochium** (*nos-o-do'-ke-um*). Synonym of *Nosocomium*.

**Nosogenesis** (*nos-o-jen'-es-is*). Synonym of *Nosogeny*.

**Nosogenetic** (*nos-o-jen-el'-ik*) [*νόσος*, disease; *γένεσις*, genesis]. Pertaining to nosogenesis.

**Nosogeny** (*nos-oj'-en-e*) [*νόσος*, disease; *γεννᾶν*, to beget]. The development and progress of diseases.

**Nosographic** (*nos-o-graf'-ik*) [*νόσος*, disease; *γράφειν*, to write]. Pertaining to nosography.

**Nosography** (*nos-og'-ra-fe*) [*νόσος*, disease; *γράφειν*, to write]. A descriptive treatise on the character and nature of diseases.

**Nosologic** (*nos-o-log'-ik*) [*νόσος*, disease; *λόγος*, science]. Pertaining to nosology.

**Nosologist** (*nos-ol'-o-jist*) [*νόσος*, disease; *λόγος*, science]. One versed in nosology.

**Nosology** (*nos-ol'-o-je*) [*νόσος*, disease; *λόγος*, science]. The scientific classification of diseases.

**Nosomania** (*nos-o-ma'-ne-ah*) [*νόσος*, disease; *μανία*, mania]. The insane or hypochondriac delusion of a patient that he is suffering from some disease, from which, in point of fact, he may not be entirely free.

**Nosomycosis** (*nos-o-mi-ko'-sis*) [*νόσος*, disease; *μύκης*, fungus]. Any disease due to the presence of a parasitic fungus, or schizomycete.

**Nosonomy** (*nos-on'-o-me*) [*νόσος*, disease; *ὄνομα*, name]. The nomenclature of diseases.

**Nosonomy** (*nos-on'-o-me*) [*νόσος*, disease; *νόμος*, law]. The study, or science, of the laws of disease.

**Nosophobia** (*nos-o-fo'-be-ah*) [*νόσος*, disease; *φόβος*, fear]. The insane, or exaggerated, fear of disease; pathophobia.

**Nosophthoria** (*nos-off-thor'-e-ah*) [*νόσος*, disease; *φθορά*, destruction]. The eradication of diseases by prophylactic measures.

**Nosophyte** (*nos'-o-fit*) [*νόσος*, disease; *φυτόν*, plant]. Any pathogenic vegetable microorganism.

**Nosopoietic** (*nos-o-poi-el'-ik*) [*νόσος*, disease; *ποιητικός*, making]. Causing disease.

**Nosotaxy** (*nos'-o-taks-e*) [*νόσος*, disease; *τάξις*, arrangement]. The classification of diseases.

**Nosotrophe** (*nos-ol'-ro-fi*) [*νόσος*, disease; *τροφή*, sustenance]. 1. The nourishment of disease. 2. The care of the sick.

**Nosotrophic, Nosotrophous** (*nos-o-tro'-fik*, *nos-ol'-ro-fus*) [*νόσος*, disease; *τροφή*, sustenance]. Maintaining disease.

**Nostalgia** (*nos-tal'-je-ah*) [*νόστος*, return; *ἄλγος*, pain]. Homesickness.

**Nostalgic** (*nos-tal'-jik*) [*νόστος*, return; *ἄλγος*, pain]. Affected with nostalgia.

**Nostoc** (*nos'-tok*) [Ger., *nostoch*, nostoc]. A genus of algaous plants, often of a gelatinous nature, such as *witches'-butter* and *star-spittle*. Some of the species are edible, e. g., *N. edule*, being used in soups. Unof.

**Nostologic** (*nos-to-loj'-ik*) [*νόστος*, return; *λόγος*, science]. Pertaining to nostology, or to second childhood; extremely senile.

**Nostology** (*nos-to-l'-o-je*) [*νόστος*, return; *λόγος*, science]. In biology, the department devoted to the study of senility.

**Nostomania** (*nos-to-ma'-ne-ah*) [*νόστος*, return; *μανία*, madness]. Nostalgia amounting to monomania.

**Nostrasia** (*nos-tra'-ze-ah*) [*nostras*, of our country]. Nostalgia.

**Nostril** (*nos'-tril*) [A. S. *nosu*, nose; *thyr*, to drill]. One of the external orifices of the nose. **N., False**, a conic, curved diverticulum or blind pouch, from two to three inches in depth, leaving the nostril of the horse immediately within the opening, and lying in the notch formed between the nasal and premaxillary bones.

**Nostromania** (*nos-tro-ma'-ne-ah*). Same as *Nostomania*.

**Nostrum** (*nos'-trum*) [*noster*, ours]. Any quack medicine or cure-all; any proprietary medicine.

**Notacanthous** (*no-tak-an'-thus*) [*νώτος*, the back; *ἀκανθα*, a spine]. In biology, having dorsal spines.

**Notal** (*no'-tal*) [*νώτος*, back]. Dorsal, or tergal; pertaining to the back.

**Notalgia** (*no-tal'-je-ah*) [*νώτος*, back; *ἄλγος*, pain]. Any pain in the back.

**Notanencephalia** (*no-tan-en-sef-a'-le-ah*) [*νώτος*, back; *ἄ priv.*; *ἐγκέφαλος*, brain]. Congenital absence of the dorsal part of the cranium.

**Notaspis** (*no-tas'-pis*) [*νώτος*, the back; *ἀσπίς*, shield]. In embryology, the germ-shield or dorsal area of the embryo, in which appears the primitive furrow.

**Notate** (*no'-tāt*) [*notatus*, p. p. of *notare*, to mark]. In biology, marked, spotted, variegated.

**Notch** [an assimilated form of *nock*]. An indentation, especially on the circumferential edge of a bone. **N., Acetabular.** See *Cotyloid*. **N., of the Cerebellum**, the depression between the two hemispheres of the cerebellum, anteriorly and posteriorly. **N., Coraco-scapular.** See *N., Supra-scapular*. **N., Cotyloid.** See *Cotyloid*. **N., Ethmoid**, the notch separating the two orbital plates of the frontal bone. It is occupied by the cribriform plate of the ethmoid. **N., Great Sciatic.** See *N., Ischiatic*. **N., Interclavicular.** Synonym of *N., Suprasternal*. **N., Intercondyloid.** See *Intercondyloid Fossa*. **N., Intervertebral**, any one of the depressions on the vertebral pedicles, either on the upper or lower surface. The apposition of two notches of contiguous vertebrae, forms the intervertebral foramen. **N., Ischiatic**, the notch in the ischium that is converted into a foramen by the ischiatic ligaments. **N., Jugular**, a notch forming the posterior boundary of the jugular foramen. **N., Lantermann's**, the appearance of the internodal segments of the nerve-sheath under the influence of certain reagents, dividing the same into strips obliquely cut at the ends. **N., Lesser Sciatic**, a notch below the spine of the ischium over which the tendon of the obturator internus muscle passes. **N., Nasal**, an uneven interval between the internal angular processes of the frontal bone, which articulates with the nasal



bone and the nasal process of the superior maxillary bone. **N., Popliteal**, the depression on the posterior surface of the head of the tibia, separating the two tuberosities. **N., Pterygoid**. Same as *Fossa, Pterygoid*. **N. of Rivinus**, the deficiency in the osseous tympanic ring filled by Shrapnell's membrane, *q. v.* **N., Sacro-sciatic**. See *N., Ischiatic*. **N., Sigmoid**, a deep semilunar depression separating the coronoid and condyloid processes of the inferior maxillary bone. **N., Spheno-palatine**, the notch that separates the orbital and sphenoid processes of the palate bone. **N., Supraorbital**. See *Supraorbital*. **N., Suprascapular**, a notch on the superior border of the scapula at the base of the coracoid process, for the passage of the suprascapular nerve. **N., Suprasternal**, the depression at the top of the manubrium, between the two sterno-clavicular articulations.

**Note** (*nôt*) [*nota*, a mark]. A sound. **N., Percussion**, the sound elicited on percussion.

**Notencephalia** (*nôt-en-sef-a'-le-ah*). See *Notencephalus*.

**Notencephalocoele** (*no-ten-sef'-al-o-sêl*) [*νώτον*, back; *ἐγκέφαλος*, brain; *κίλη*, hernia]. Tumor of the brain in a notencephalus.

**Notencephalus** (*nôt-en-sef'-al-us*) [*νώτον*, back; *ἐγκέφαλος*, brain]. A variety of single autostic monsters of the species exencephalus, in which the cranial contents are in large part outside of the skull, resting upon the back of the neck like a huge "waterfall," but not adherent. Hydrocephalus, to some degree, is almost always present. The cranium is misshapen, the forehead sloping backward, and the eyes are directed upward and stand out prominently.

**Noteum** (*no-te'-um*) [*νώτος*, the back; *πλ.*, *Notca*]. In biology, the dorsal surface of the body of an animal.

**Nothros** (*no'-thros*) [*νοθρός*]. Drowsy, torpid.

**Notochord** (*no'-to-kord*) [*νώτον*, back; *χορδή*, a cord]. A cellular cord inclosed in a structureless sheath, which in the embryo represents the vertebral column, the chorda dorsalis, or primitive backbone. Also, incorrectly the spinal cord.

**Notomelus** (*no-ton'-el-us*) [*νώτον*, back; *μέλος*, limb]. A form of double monster in which the rudimentary limbs are attached to the back.

**Notomyelitis** (*no-to-mi-el-i'-tis*) [*νώτος*, back; *μυελός*, marrow; *τις*, inflammation]. Inflammation of the myelon, or spinal cord.

**Notomyelus** (*no-to-mi'-el-us*) [*νώτος*, back; *μυελός*, marrow]. The spinal marrow; the myelon.

**Notopodium** (*no-to-po'-de-um*) [*νώτος*, the back; *πούς*, foot]. In biology, one of the dorsal oars or double foot-stumps of certain worms. See *Parapodium*.

**Notopsyche** (*no-top-si'-ke*) [*νώτος*, back; *ψυχή*, soul]. Hæckel's term for the spinal cord, or myelon.

**Notorhizal** (*no-to-ri'-zal*) [*νώτος*, the back; *ρίζα*, root]. In biology, having the radicle applied to the dorsal part of the cotyledons: incumbent.

**Nototribe** (*no'-to-trîb*) [*νώτος*, back; *τρίβειν*, to rub]. In biology, applied to flowers so arranged that the pollen comes in contact with the back of a visiting insect. Cf. *Pleurotribe*, *Sternotribe*.

**Nototrocha** (*no-to-tro'-kah*) [*νώτος*, the back; *τροχός*, a wheel]. In embryology, a form of segmented chætopod larva in which the segments of the body bear half-rings of cilia on the dorsal surface.

**Nottingham System**. See *Sewage, Disposal of*.

**Notum** (*no'-tum*) [*νώτον*, *νώτος*, the back; *πλ.*, *Nota*]. In biology, the dorsal aspect of the thorax of an insect. Cf. *Pronotum*, *Mesonotum*, *Metanotum*.

**Notumbrella** (*nôl'-um-brel-ah*) [*νώτος*, the back; *umbra*, shade]. In biology, the dorsal ectoderm or chrotal epithelium of medusæ.

**Novacula** (*no-vah'-u-lah*) [*novare*, to make new]. A razor; a surgeon's knife.

**Noxa** (*noks'-ah*) [L.]. An injurious principle; especially a pathogenic microorganism, or other *materies morbi*.

**Noxious** (*noks'-yus*) [*noxius*, harmful]. Harmful; poisonous or deleterious. "**N. Thing**," in forensic medicine anything administered to a person that is harmful in its effects; especially applied to the production of abortion.

**Noyes' Method**. See *Treatment, Methods of*.

**Nubecula** (*nu-bek'-u-lah*) [dim. of *nubes*, a cloud]. 1. The cloudiness caused by the suspension of insoluble matter in the urine. 2. A cloudiness of the cornea.

**Nubile** (*nu'-bil*) [*nubilis*; *nubere*, to marry]. Marriageable. Of an age at which there exists the possibility of procreation or child-bearing.

**Nubility** (*nu-bil'-it-e*) [*nubilitas*, from *nubere*, to marry]. The state of development marked by ability to consummate marriage.

**Nucament** (*nu'-kam-ent*) [*nucamentum*, anything shaped like a nut]. In biology, an ament or catkin.

**Nucellus** (*nu-sell'-us*) [*nucella*, a little nut; *pl.*, *Nucelli*]. In biology, that part of the ovule in which the embryo-sac arises; the equivalent of the macrosporangium of cryptogams.

**Nuces** (*nu'-sez*). Plural of *Nux*, *q. v.*

**Nucha** (*nu'-kah*) [L.]. The nape of the neck.

**Nuchal** (*nu'-kal*) [*nucha*, nape of neck]. Pertaining to the nucha, or nape.

**Nuchalgia** (*nu-kal-al'-je-ah*). Synonym of *Nuchalgia*.

**Nuchalgia** (*nu-kal'-je-ah*) [*nucha*, nape; *ἄλγος*, pain]. Pain at the back of the neck.

**Nuciform** (*nu'-sif-orm*) [*nux*, a nut; *forma*, form]. In biology, nut-shaped.

**Nucite** (*nu'-sit*),  $C_6H_{12}O_6 + 4H_2O$ . A carbohydrate resembling inosite, found in the leaves of *Juglans regia*.

**Nuck, Canal of**. See *Canal*. **N.'s Diverticulum**. Same as *N., Canal of*. **N.'s Glands**. See *Gland*.

**Nuclear, Nuclear** (*nu'-kle-al*, *nu'-kle-ar*) [*nucleus*, a cell]. Pertaining to or resembling a nucleus; endoplasmic. **N. Figures**, the peculiar arrangement of the mitome during karyokinesis. **N. Layer**, a stratum of gray matter in the cortex of the brain.

**N. Paralysis**, paralysis from lesions of nuclei or centers. **N. Spindle**, delicate striæ appearing in the nucleus undergoing mitosis and arranged in the shape of a double crux with the apices pointing toward the poles of the future nuclei. Its function probably is to guide the movements of the mitome threads. **N. Stain**, a pigment showing a relatively strong affinity for nuclei. A **Direct Nuclear Stain** is one that colors nuclei so quickly as to require no subsequent treatment to differentiate them from the plasma. An **Indirect Nuclear Stain** is one that colors the entire tissue, but in order that the nuclei may be differentiated, the color must be removed from the plasma. The more important nuclear stains are:—Bismarck Brown, Carmin, Cochineal, Fuchsin, Gentian-violet, Hematoxylin, Hoffman's Blue, Methylene-blue, Methyl-green. See *Stain, Plasmatic Stain, Specific Stain, Stains, Table of, and Pigments, Conspectus of*.

**N. Substance**. See *Heredity*.

**Nucleate, Nucleated** (*nu'-kle-ät*, *nu'-kle-a-ted*) [*nucleus*, nucleus]. Having a nucleus.

**Nuclei** (*nu'-kle-i*) [L.]. Plural of *Nucleus*, *q. v.* **N. of the Thalamus**, the three portions into which the cinerea of the thalamus is separated. They are called the anterior, internal, and external nuclei.

**Nucleic Acid**. Altmann's name for an organic phos-

phorus-containing acid, the chief product obtained by analysis of nuclein. Kossel's formula is  $C_{30}H_{52}N_9P_3O_{17}$ . Nucleic acid occurs free in the heads of the spermatozoa and contains no sulphur.

**Nucleiform** (*nu'-kle-if-orm*) [*nucleus*, *nucleus*; *forma*, *form*]. Resembling a nucleus.

**Nuclein** (*nu'-kle-in*) [*nucleus*, *nucleus*]. A compound of proteid substances with nucleic acid, obtained by means of artificial digestion, by Horbaczewski, Miescher, Plosz, Geohegen, Hoppe-Seyler, Lubavin, von Jaksch, Vaughan, and others, from pus-corpuses, the spermatozoa of various animals, testicles, and thyroid gland, the yolk of hens' eggs, yeast, liver, brain, cows' milk, etc. The results of the analysis of nuclein from different sources are discordant.

	From Pus. (Hoppe-Seyler.)	From the Spermatozoa of Salmon. (Miescher.)	From the Human Brain. (v. Jaksch.)
C, . . . . .	49.58	36.11	50.06
H, . . . . .	7.10	5.15	7.60
N, . . . . .	15.02	13.09	13.18
P, . . . . .	2.28	9.59	1.89

Hoppe-Seyler's classification of nucleins, as modified by Halliburton, is: (1) Nucleins that contain no proteid. They are synonymous with *Nucleic acid*, *q. v.* (2) Nucleins rich in nucleic acid and in reaction very similar to that substance; they occur in nature in the chromatic fibers of the nucleus. (3) Nucleins that are poorer in nucleic acid; these form numerous links in a chain, which pass insensibly into those of the next group; they occur in nature in the nucleoli (*pyrenin*) and constitute the chief bulk of the substance called *plastin*. (4) Nucleins that contain very little nucleic acid; they are chiefly proteid in nature, and pass gradually toward proteids which contain no phosphorus whatever. They occur in the nuclei of cells; it is difficult to be positive whether the nuclear matrix is composed chiefly of these or of phosphorus-free proteids; probably both are present. They occur in milk (*caseinogen*), in egg-yolk (*vitellin*, *icthulin*, etc.), in aleurone-grains of plants (*plant vitellin*), and in cell protoplasm generally (*cell nucleo-albumin*). The great insolubility in alkalis that characterizes nucleins of the third group is not seen in those of the fourth. According to Horbaczewski, nuclein is the source of uric acid. Nuclein has also been proved to possess germicidal properties.

**Nucleo-albumin** (*nu'-kle-o-al'-bu-min*) [*nucleus*, *nucleus*; *albumen*, *albumin*]. One of the series of nucleins obtainable from cell-protoplasm, poorer in nucleic acid than the plastins of the nucleus. It appears to be the most constant of the proteids obtainable from cell-protoplasm, but is not confined to cells, being the chief constituent of tissue-fibrinogen. The chief proteid of milk (*caseinogen*), the so-called mucin of bile, and the mucinoid substance in the mucus of urine, are nucleo-albumins. Nucleo-albumin is insoluble in acetic acid, precipitable by magnesium sulphate, not reducible by prolonged heat in the presence of an acid; it is formed by the combination of nuclein and albumin in the process of digestion. It contains phosphorus. The presence of nucleo-albumin in the urine has been observed in cases of leukemia, icterus, diphtheria, and in scarlatinal and other varieties of nephritis.

**Nucleochylema** (*nu'-kle-o-ki-le'-mah*) [*nucleus*, *nucleus*; *χυμός*, *juice*]. The fluid filling the interstices of the nucleohyaloplasm.

**Nucleochrome** (*nu'-kle-o-kim*). See *Nucleochylema*.

**Nucleohiston** (*nu'-kle-o-his'-ton*) [*nucleus*, *nucleus*; *ιστός*, *tissue*]. A substance found by Lilienfeld in the leukocytes of the blood. It is a combination of nu-

clein and histon. Nuclein induces coagulation of the blood; histon prevents it. The liquid state of the blood is dependent on the integrity of the compound formed by these two bodies. Liquidity, then, is due to the leukocytes by virtue of the histon contained in them; as is also coagulation, by reason of the contained nuclein.

**Nucleohyaloplasm** (*nu'-kle-o-hi'-al-o-plazm*) [*nucleus*, *nucleus*; *υαλος*, transparent substance; *πλάσσειν*, to mold]. A scarcely tangible substance, which, with chromatin, makes up the threads or mitoma of the cell-nucleus. See *Linin*.

**Nucleoid** (*nu'-kle-oid*) [*nucleus*, *nucleus*; *ειδος*, like]. Shaped like a nucleus.

**Nucleoidioplasm** (*nu'-kle-o-id'-e-o-plazm*) [*nucleus*, *nucleus*; *ιδιος*, special; *πλάσσειν*, to mold]. The idioplasm of the nucleus.

**Nucleolar** (*nu'-kle-o-lar*) [*nucleolus*, *dim. of nucleus*, a nucleus]. Pertaining to the nucleolus.

**Nucleolid** (*nu'-kle'-o-lid*) [*nucleolus*, a little nucleus; *ειδος*, like]. A corpuscle resembling a nucleolus.

**Nucleolin** (*nu'-kle'-o-lin*) [*nucleolinus*]. The nucleus of a nucleolus.

**Nucleolinus** (*nu'-kle-o-li'-nus*) [*nucleolus*, *dim. of nucleus*, a little nut: *pl.*, *Nucleolini*]. In biology, the germinal point within the germinal spot of the nuclei of certain egg-cells.

**Nucleolus** (*nu'-kle'-o-lus*) [*dim. of nucleus*, a nucleus]. The small spheric body within the cell-nucleus. It probably plays but a subordinate part in the life-activity of the cell, although its true function has not as yet been established.

**Nucleomicrosoma** (*nu'-kle-o-mi-kro-so'-mah*) [*nucleus*, *nucleus*; *μικρός*, small; *σώμα*, body: *pl.*, *Nucleomicrosomata*]. Any one of the many minute tangible bodies that make up each fiber of the nucleoplasm.

**Nucleopetal** (*nu'-kle-o-pet'-al*) [*nucleus*, *nucleus*; *petere*, to seek]. Seeking the nucleus (said of the movement of the male pronucleus toward the female pronucleus).

**Nucleoplasm** (*nu'-kle-o-plazm*) [*nucleus*, *nucleus*; *πλάσσειν*, to mold]. The formative hyaloplasm of the nucleus; chromatin. E. van Beneden describes the nucleus of the ovum as composed of a membrane within which is a network of chromatin, containing in its meshes a fluid substance. The whole of this mass he calls the *nucleoplasm*, composed of: 1. An achromatic substance in fine moniliform filaments. 2. A chromatic substance permeating the whole. He supposes each fiber to consist of minute bodies, readily stained, called *Nucleomicrosomata*. Strasburger describes a nucleus as consisting of *Nucleoplasm* (or *Karyoplasma*) in which there are two matters, the nucleomicrosomata, taking up pigment, and the nucleohyaloplasm, not stained.

**Nucleoplasmatic, Nucleoplasmic** (*nu'-kle-o-plazmat'-ik*, *nu'-kle-o-plaz'-mik*) [*nucleus*, *nucleus*; *πλάσσειν*, to mold]. Relating to nucleoplasm.

**Nucleoplastic** (*nu'-kle-o-plas'-tik*). Synonym of *Nucleoplasmatic*.

**Nucleus** (*nu'-kle-us*) [*nucleus*, from *nux*, nut]. The essential part of a typical cell, usually round in outline, and situated near the center. The center around which the mass of a crystal aggregates; also, the central element in a compound, as the carbon in hydrocarbons. In physiology, the controlling or motor center of a muscle or organ; also, the deep origin (*nidus* or *nidulus*) of a nerve. **N. ambiguus**, **N.**, **Anterior**, a center near that of the vagus. **N. amygdalæ**, an irregular aggregation of cinerea situated at the apex of the temporal lobe of the brain, between it and the apex of the middle ventricular horn; it lies ventrad of the lenticula. **N.**, **Amygdaloid**.



See *N. amygdale*. **N., Anterior** (*of the thalamus*). See *Nuclei*. **N., Arciform**, an aggregation of nerve-cells in the oblongata between the pyramidal tracts and the arciform fibers. **N., Arcuate**, the largest of the collections of gray matter in the arciform fibers of the pyramidal tracts. **N., Balbiani's**, a nucleus supposed to be present in all ova, in addition to the germinal vesicle. Its function is to be the separation of the contents of the ovum into a germinal part and a nutritive portion. **N. of Bechterew**, an ill-defined group of ganglion-cells lying dorsad of Deiters' nucleus, and supposed to give origin to some of the fibers of the middle root of the auditory nerve. It is also called the *nucleus vestibularis*. **N., Burdach's**. See *N. funiculi cuneati*. **N., Caudal**. See *N., Oculo-motor*. **N., Caudate**. See *Caudatum*. **N., Caudo-ventral**. See *N., Oculo-motor*. **N. cerebelli**, the corpus dentatum, *q. v.* **N., Cervical**, an accumulation of nerve-cells in the upper part of the spinal cord, opposite the third and fourth cervical nerves. **N. cinereus**, a term sometimes used to designate the gray substance of the restiform bodies. **N., Cleavage**. Synonym of *N., Segmentation*. **N., Daughter**. See *Mitosis*. **N., Deiters'**. See *N. magno-cellularis*. **N., Dental**, the dental papilla. **N. dentatus**, a nucleus located in the mesal part of the corresponding cerebellar hemisphere, in the direct prolongation of the peduncle which enters it, and very close to the roof of the fourth ventricle. It is composed of a folded lamina of cinerea, convoluted like the similar nucleus of the olive, and is open cephalo-mesad. **N. de reliquat**, a granular body associated with the sickle-shaped rods in coccidia. **N. emboliformis**, a small mass of gray matter situated in the interval between the *N. dentatus* and *N. fastigii*, and lying nearer the former. It is elongated cephalo-caudad, and is probably an accessory detachment of the *N. dentatus*. **N. fastigii**, the *Fastigiatum*; a flat expanse of gray matter on each side of the inferior vermis cerebelli, directly over the roof of the fourth ventricle. **N. fimbriatus**. Synonym of *Corpus dentatum*. **N. funiculi cuneati**, a mass of gray matter in the posterior column of the oblongata, lying beneath the funiculus cuneatus. **N. funiculi gracilis**, an elongated club-shaped mass of gray matter in the mesal portion of the posterior column of the oblongata. **N. funiculi teretes**, a distinct accumulation of small nerve-elements, closely crowded, found on either side of the sulcus ventriculi of the oblongata. Its relations are unknown. **N., Germinal**, the nucleus resulting from the union of the male and female pronuclei. **N., Gingival**, a part of the cerebellum in the fetus (between the third and fourth months), which bears some resemblance to the gums. **N., Globic**, **N. globosus**, the globulus, a number of small round or oval masses of cinerea situated in the interval between the *N. dentatus* and *N. fastigii*, lying near to and probably an accessory detachment of the latter. **N. gracilis**, a column of cinerea in the clava or posterior pyramid of the medulla oblongata. **N., Gray**, the cinerea of the spinal cord. **N., Intraventricular**, the caudatum. **N., Kölliker's**, the cinerea surrounding the canal of the myel (spinal cord). **N., Laryngeal**, the nucleus of origin of the nerve-fibers of the larynx. **N. of Laura**, the external auditory nucleus of nerve-cells. **N., Lenticular**, **N. lentiformis**, a cluster of cinerea of the striatum. **N. of Luys**, an almond-shaped mass of cinerea with pigmented ganglion-cells in the regio subthalamica. **N. magno-cellularis**, *Deiters' Nucleus*; a nucleus of cinerea in the oblongata, situated mesad of the restiform column at the level entry of the auditory nerve-roots. It is proba-

bly a station for a spinal tract. **N., Medullary**, any circumscribed collection of white matter in the central nervous system. **N., Mother**. See *Mother-star*, under *Karyokinesis*. **N., Motor**, a collection of nerve-cells in the central nervous system giving origin to a motor nerve. **N., Oculo-motor**, the nucleus of the oculo-motor nerve, lying dorsad of the posterior longitudinal bundle, under the aqueduct (*f. Sylvius*). **N., Olivary**. See *Dentoliva*. **N. of Origin**, the collection of ganglion-cells in the central nervous system giving origin to a nerve. **N. of Pander**, the upper expanded end of the flask-shaped mass of white yolk in the hen's egg. **N., Post-pyramidal**. See *N. funiculi gracilis*. **N. pulposus**, the pulpy substance in the center of the intervertebral discs, the remains of the notochord. **N. pyramidalis**, the inner accessory olivary nucleus. **N. quintus**, the nucleus of the fifth or trigeminal nerve. **N., Red**. See *N. tegmenti*. **N., Restiform**, the gray matter of the restiform body. **N., Roof**. Synonym of *N. tegmenti*. **N. ruber**. See *N. tegmenti*. **N., Segmentation**, the nucleus that appears shortly after the fusion of the male and female pronuclei, the last step in the process of fertilization; it is so called because within it cleavage is first established. **N., Spermatie**. Synonym of the male pronucleus. **N., Stilling's**. Synonym of *N. tegmenti*. **N., Subependymal**, the internal nucleus of the eighth or auditory nerve, lying just beneath the ependyma of the metacele. **N., Tectorial Cerebellar**. Synonym of *N. tegmenti*. **N., Tegmental**, **N. tegmenti**, *Red Nucleus*; a nucleus with a reddish tinge and a round or oval outline, situated in the isthmus at those section-levels where the ganglion of Soemmering has its greatest extent. **N., Vesicular**, a rather large nucleus, the membrane of which stains deeply, while the central portion remains relatively pale. **N. vestibularis**. See *N. of Bechterew*. **N., Vitelline**, a nucleus resulting from the fusion of the male and female pronuclei within the vitellus. **N., Westphal's**, the nucleus of origin of a part of the trochlear fibers; it is situated posteriorly to the trochlear nucleus proper. **N., White**, the white substance of the dentate body of the olive.

**Nuculanium** (*nu-ku-lal'-ne-un*) [*nucula*, a little nut: *pl.*, *Nuculania*]. In biology, a fruit like the medlar, containing several nut-like seeds or carpels.

**Nucule** (*nu'-kül*) [*nucula*, a little nut]. In biology, the female organ of *Characeæ*.

**Nude** (*nüd*) [*nudus*, naked]. Naked; bare. In biology, destitute of hairs, leaves, feathers, and similar dermal appendages.

**Nudibrachiate** (*nu-de-bra'-ke-ät*) [*nudus*, naked; *brachium*, the forearm]. In biology, having naked arms, or non-ciliated tentacles.

**Nudibranchiate** (*nu-de-brang'-ke-ät*) [*nudus*, naked; *branchiæ*, gills]. See *Gymnobranchiate*.

**Nudicaudate** (*nu-dik-aw'-dät*) [*nudus*, naked; *cauda*, a tail]. In biology, having a hairless tail.

**Nudicaul** (*nu'-dik-awol*) [*nudus*, naked; *caulis*, stem]. In biology, having leafless stems.

**Nudiflorous** (*nu-dif-lo'-rus*) [*nudus*, bare; *flos*, a flower]. In biology, having flowers destitute of hairs, glands, etc.

**Nudifolious** (*nu-dif-o'-le-us*) [*nudus*, bare; *folium*, a leaf]. Having smooth leaves.

**Nudil** (*nu'-dil*) [origin obscure]. An old name for a medicated pledget, or dossil of wool, lint, or cotton.

**Nudiped** (*nu'-dip-ed*) [*nudus*, naked; *pes*, foot]. In biology, having naked feet.

**Nudirostrate** (*nu-de-ros'-trät*) [*nudus*, naked; *rostrum*, beak]. In biology, having a naked rostrum, as a hemipterous insect.

**Nudiscutate** (*nu-dis-ku'-tāt*) [*nudus*, naked; *scutum* a shield]. In biology, having a naked scutellum.

**Nuel's Space.** In the ear, a triangular space lying between the outer hair-cells and the slanting outer rods of Corti. It is roofed over by the lamina reticulata.

**Nuhn's Glands.** See *Gland*.

**Nuisance** (*nu'-sans*) [ME., *nuisance*, nuisance]. In medical jurisprudence, that which is noxious, offensive, or troublesome; applied to persons or things.

**Nuke** (*nūk*) [Fr., *nuque*, the neck]. The nape of the neck. **N.-bone**, the basi-occipital bone.

**Nullipara** (*nu'-ip'-ar-ah*) [*nullus*, none; *parere*, to bring forth]. A woman who has never borne a child.

**Nulliparity** (*nu'-ip'-ar'-it-e*) [*nullus*, none; *parere*, to bring forth]. The condition of being nulliparous.

**Nulliparous** (*nu'-ip'-ar-us*) [*nullus*, none; *parere*, to bring forth]. Applied to a woman who has not borne a child.

**Numb** (*num*) [ME., *nome*, taken]. Having impaired sensibility.

**Number Six.** See *Hot Drops*.

**Numbering of Teeth; Fingers and Toes; Series.** See *Teeth; Fingers and Toes; Series, Numbering of*.

**Numbness** (*num'-nes*) [ME., *nome*, taken]. Partial, or local anesthesia with torpor; deficiency of sensation; obdormition.

**Nummiform** (*num'-if-orm*) [*nummus*, a coin; *forma*, form]. Having the form of a coin; nummular.

**Nummular** (*num'-u-lar*) [*nummus*, coin]. Resembling a small coin in form; also, resembling rouleaux, or rolls of coins; applied to the red globules of the blood; or the rounded clots of sputum sometimes observed in pulmonary tuberculosis.

**Nuptiality** (*nup-she-al'-it-e*) [*nuptial*, nuptial]. The proportion of marriages to the population.

**Nurse** (*ners*) [Fr. *nourrice*, nurse]. The caretaker of an infant. Also, a person caring for the sick. **N., Dry**, one who does not suckle the infant. **N., Hospital**, one who cares for the sick in a hospital. **N., Monthly**, one who attends a woman in confinement. **N., Probationer**, in hospitals a probationer is one who has entered upon her career as a nurse, and is under observation to determine her fitness for the profession. **N., Professional**, one who devotes himself or herself to the care of the sick as a life-work or profession. **N., Wet**, one who suckles the infant. **N.'s Contracture**, Trousseau's term for tetany found in association with debility following lactation.

**Nursing** (*ners'-ing*) [Fr., *nourrice*, a nurse]. A term applied to the babe's taking the breast, and also to the mother's giving the breast. Also, caring for the sick. **N.-bottle**, a bottle fitted with a rubber tip or nipple for feeding infants not nursed from the breast.

**Nursling** (*ners'-ling*) [Fr., *nourrice*, a nurse]. An infant that is nursed.

**Nurture** (*ner-tūr*) [ME., *norture*, nurture]. 1. Nourishment; food. 2. The act of supplying with nourishment. 3. To feed or nourish.

**Nussbaum's Method.** See *Anesthetic*. **N.'s Mixture.** See *Anesthetic*. **N.'s Narcosis**, the condition of prolonged anesthesia induced when the administration of chloroform is preceded a few minutes by the hypodermic injection of a full dose of morphin. **N.'s Theory of Germinal Continuity**, the hypothesis that some of the germ-substance is directly abstracted from the developing ovum and preserved without essential alteration, to become, by giving rise to the sexual elements, the germ-substance of another generation. See *Heredity*.

**Nut** [ME., *nutte*, nut]. See *Nux*. **N.-bone**, a sesamoid bone in the foot of a horse. **N.-gall.** See *Galla*. **N.-meg.** See *Myristica*. **N.-meg Liver**, a mottled appearance of the liver, the center of the acini being dark, while the periphery is lighter in color. The condition is seen especially in passive congestion and in fatty infiltration.

**Nutant** (*nu'-tant*) [*nutare*, to nod with the head]. In biology, drooping, or sloping.

**Nutation** (*nu-ta'-shun*) [*nutare*, to nod]. Nodding or oscillation. In biology, the same as *Circumnutation*.

**N. of Sacrum**, a partial rotation of the sacrum on its transverse axis, whereby the distance between the upper extremity or the lower extremity and the anterior pelvic wall is increased.

**Nutator** (*nu-ta'-tor*) [*nutare*, to nod]. A muscle causing anterior flexion of the head.

**Nutatory** (*nu'-tat-or-e*) [*nutare*, to nod]. In biology, nodding.

**Nutrient** (*nu' tre-ant*) [*nutrire*, to nourish]. A medicine or agent that modifies nutritive processes.

**Nutrient** (*nu' tre-ent*) [*nutrire*, to nourish]. 1. Affording nutrition. 2. A substance that nourishes; a food.

**Nutritivity** (*nu-tril'-it-e*) [*nutrire*, to nourish]. The power of a cell or an organism to take part in the function of nutrition; metabolism.

**Nutrimet** (*nu'-trim-ent*) [*nutrimentum*, from *nutrire*, to nourish]. Anything that nourishes or enters into the formation of living tissue.

**Nutrition** (*nu-trish'-un*) [*nutrire*, to suckle]. The most important of the vital functions, the anabolic process, or the molecular renovation of living protoplasm. **N., Centers of**, points held by Goodsir to exist in the basement-membrane of mucous membranes.

**Nutritious** (*nu-trish'-us*). Synonym of *Nutritive*.

**Nutritive** (*nu'-trit-iv*) [*nutrire*, to nourish]. Possessing the quality of affording nutrition.

**Nutritorium** (*nu-trit-o'-re-um*) [*nutrire*, to nourish]. The nutritive apparatus, or that part of the organism that is directly concerned with anabolic changes.

**Nutritory** (*nu'-trit-o-re*) [*nutrire*, to nourish]. Concerned in the processes of nutrition.

**Nutrix** (*nu'-triks*) [L.: *pl.*, *Nutrices*]. A female nurse, especially a wet-nurse.

**Nuttall's Method.** See *Sputum, Methods of Examination*.

**Nux** (*nuks*) [L.]. A nut. **N. moschata** [L., "musky nut"]. The nutmeg; myristica. **N. vomica**, dog-button; the seed of *Strychnos nux vomica*. Its properties are due mainly to two alkaloids, *strychnin* and *brucin*, and with the properties of which its own properties are identical. In small doses it is a bitter tonic, exciting the secretions and stimulating the functions of the body. In larger doses it exalts the function of the spinal cord, causing tetanic spasms of the extensor muscles. In toxic doses it paralyzes the functions of the spinal cord, arrests respiration and causes death by suffocation. It is valuable as a general tonic in cardiac failure, in hemiplegia, dyspnea and in certain forms of amblyopia. The proportion of strychnin in *nux vomica* varies from  $\frac{1}{5}$ – $\frac{1}{2}$  per cent. **N. v., Abstractum.** Dose gr.  $\frac{1}{2}$ , gradually increased. **Unof. N. v., Ext.** Dose gr.  $\frac{1}{8}$ – $\frac{1}{4}$ . **N. v., Ext., Fld.** Dose m-j-v. **N. v., Tinct.**, 2 per cent. of the drug. Dose m-v xx. **Brucina**,  $C_{23}H_{26}N_2O_4$ ,  $\frac{1}{2}$  the strength of strychnin and in action one-third as rapid. Dose gr.  $\frac{1}{10}$ – $\frac{1}{5}$ . (Unof.) **Liquor brucinae**, 1 per cent. Dose m.x. **Strychnina**, strychnin,  $C_{21}H_{22}N_2O_2$ , the alkaloid, exceedingly bitter; chloroform is its best solvent. Dose gr.  $\frac{1}{50}$ – $\frac{1}{20}$ . **S. Sulphate** ( $C_{21}H_{22}N_2O_2$ )<sub>2</sub>  $H_2SO_4 \cdot 7H_2O$ ,



soluble in water. Dose gr.  $\frac{1}{60}$ - $\frac{1}{20}$ . Liq. s. hydrochlorat. (B. P.) Dose  $\pi\lambda\upsilon$ -x.

**Nychthemeron** (*nik-them'-er-on*) [*νύξ*, night; *ἡμέρα*, day]. A day and a night.

**Nychthemerosus** (*nik-them'-er-us*) [*νύξ*, night; *ἡμέρα*, day]. Pertaining to night and day; ephemeral.

**Nyctalopia** (*nik-tal-o'-pe-ah*) [*νύξ*, night; *ὤψ*, the eye]. Night-vision; the condition in which the sight is better by night or in semi-darkness than by daylight. It is a symptom of central scotoma, the more dilated pupil at night allowing a better illumination of the peripheral portions of the retina. Dr. Greenhill and Mr. Tweedy have shown that according to the quite universal usage of modern times, the definitions of the words, *nyctalopia* and *hemeralopia*, have been the reverse of that of the early Greek and Latin writers. The proper derivation therefore of *nyctalopia* would be from *νύξ*, night, *ἄλσος*, blind, *ὤψ*, eye, the word meaning night-blindness. *Hemeralopia* was likewise derived from *ἡμέρα*, day, *ἄλσος*, blind, *ὤψ*, eye, and meant day-blindness. The attempt to reinstate the ancient usage can only result in utter confusion, and the words should therefore never be used. See *Hemeralopia*.

**Nyctamblyopia** (*nik-tam-ble-o'-pe-ah*) [*νύξ*, night; *ἀμβλυωπία*, dim-sightedness]. Imperfect vision at night.

**Nyctergia** (*nik-tej-er'-se-ah*) [*νύξ*, night; *ἐγερσις*, a rousing]. Nocturnal excitement.

**Nyctipelagic** (*nik-tip-el-aj'-ik*) [*νύξ*, night; *πέλαγος*, the sea]. In biology, pertaining to marine animals that remain in the depths during the day and arise to the surface only at night. See under *Plankton*.

**Nyctipolus**, **Nyctiporus** (*nik-tip'-o-lus*, *nik-tip'-or-us*). Synonyms of *Somnambulist*.

**Nyctitropic** (*nik-tit-rof'-ik*) [*νύξ*, night; *τρόπος*, a turn]. In biology, applied to movements connected with the phenomenon called the "sleep of plants."

**Nyctitropism** (*nik-tit-ro-pizm*) [*νύξ*, night; *τρόπος*, a turn]. In biology, the "sleep of plants."

**Nyctobadia**, **Nyctobatesis** (*nik-to-ba'-de-ah*, *nik-to-bat-e'-sis*). Synonyms of *Somnambulism*.

**Nyctophobia** (*nik-to-fo'-be-ah*) [*νύξ*, night; *φόβος*, fear]. Insane dread of the night.

**Nyctophonia** (*nik-to-fo'-ne-ah*) [*νύξ*, night; *φωνή*, voice]. The hysteric loss of the voice during the day.

**Nyctotyphlosis** (*nik-to-tif-lo'-sis*) [*νύξ*, night; *τύφλωσις*, blindness]. Night-blindness.

**Nygma** (*nig'-mah*) [*νύγμα*]. A punctured wound.

**Nylander's Solution and Test**. See *Tests, Table of*.

**Nymph** (*nimf*) [*νύμφη*, a nymph]. In biology, the chrysalis or pupa of an insect.

**Nympha** (*nim'-fah*) [*νύμφη*, nymph: *pl.*, *Nymphæ*]. A labium minus the vulva. See *Labium*.

**Nymphæa** (*nim-fe'-ah*) [*νύμφη*, a nymph]. A genus of plants including the water-lilies. **N. odorata**, sweet-scented water-lily; the root of the well-known plant. It contains gallic and tannic acids, to which its properties are due. It is bitter and astringent. A decoction of  $\mathfrak{Z}$ j-Oj may be used. Dose  $\mathfrak{Z}$  ss-j, or a fluid extract in doses of  $\mathfrak{Z}$  ss-j. The roots are employed in domestic practice in making poultices. Unof.

**Nymphitis** (*nim-fl'-tis*) [*νύμφη*, nymph; *ιτις*, inflammation]. Inflammation of the nymphæ.

**Nymphochrysalis** (*nim-fo-kris'-al-is*) [*νύμφη*, a nymph; *χρυσάλις*, the gold sheath of butterflies]. In biology, the egg-like stage from which the nymphæ of certain mites are developed.

**Nympholepsy** (*nim'-fo-lep-se*) [*νύμφη*, nymph; *ληπτός*, inspired, seized]. An exaltation, or ecstatic trance; a religious frenzy. [Old.]

**Nymphomania** (*nim-fo-ma'-ne-ah*) [*νύμφη*, nymph; *μανία*, madness]. Excessive or furious sexual desire on the part of a woman. It is called, also, *Hysteromania*, and *Furor uterinus*.

**Nymphomaniac** (*nim-fo-ma'-ne-ak*) [*νύμφη*, nymph; *μανία*, madness]. One affected with nymphomania.

**Nymphoncus** (*nim-fong'-kus*) [*νύμφη*, nymph; *ὄγκος*, tumor]. Tumor of the nymphæ.

**Nymphosis** (*nim-fo'-sis*) [*νύμφη*, a nymph; specifically the pupa of an insect]. In biology, the process of changing into the nymph stage.

**Nymphotomy** (*nim-fo'-o-me*) [*νύμφη*, nymph; *τομή*, a cutting]. The surgical removal of one or both nymphæ.

**Nyssa** (*nis'-ah*) [*Νύσα*, the nurse of Bacchus]. A genus of cornaceous trees; gum trees; tupelo or pepperidge. **N. candicans**, **N. capitata**, **N. grandidentata**, and **N. uniflora**, are species of the U. S., whose roots are used in making tupelo-tents. See *Tents* and *Tupelo*.

**Nystagmus** (*nis-tag'-mus*) [*νυσταγμός*, nodding of the head]. An oscillatory movement of the eyeballs, generally horizontal, inherited, and associated with some other ocular abnormality, with albinism, or depending on intracranial disease, especially meningitis or multiple sclerosis. **N.**, **Lateral**, oscillation of the eyes in the horizontal meridian. **N.**, **Miner's**, a variety of nystagmus occurring in miners, due to the irregular action of the ocular muscles as the eyes follow the flickering light of candle or lamp, the miner lying in an unnatural position. **N.**, **Rotatory**, a partial rolling of the eyeball around the visual axis. **N.**, **Vertical**, oscillatory movement in the vertical meridian.

**Nystaxis** (*nis-taks'-is*). Synonym of *Nystagmus*.

**Nyxis** (*niks'-is*) [*νύξις*, puncture]. Pertaining to surgical puncture.

- O.** The chemic symbol of *Oxygen*. The symbol of *Oculus*, eye. It is also used in prescriptions as the abbreviation of *Otarius*, a pint.
- O. D.** Abbreviation for *oculus dexter*, right eye.
- Oph.** An abbreviation sometimes employed for *ophthalmia*, *ophthalmoscope*, and *ophthalmoscopy*.
- Oaf** (*ōf*) [*AS.*, *atf*, *elf*]. An idiot, or underwitted person.
- Oak** (*ōk*) [*ME.*, *oke*, oak]. A tree or shrub of the genus *Quercus*, *q. v.* **O.-bark**, an important tannin-containing material used in leather-manufactures. It is taken from the common English oak (*Quercus robur*), and contains from twelve to fifteen per cent. of tannic acid. It produces an excellent quality of leather. Other varieties in use are *Q. coccifera*, of which the bark, known as *coppice-oak*, is yellowish-brown in hue and very rich in tannin; *Q. suber* (or cork-oak), and *Q. ilex* (or evergreen-oak). The tannin of the several varieties of oak is known as *quercitannic acid*,  $C_{17}H_{16}O_8$ . In addition to this acid the main constituents of oak-bark are: the first anhydrid of this acid, *phlobaphene*,  $C_{34}H_{30}O_{17}$ ; its second anhydrid,  $C_{34}H_{26}O_{16}$ ; its third anhydrid, *Oser's oak-red*,  $C_{34}H_{26}O_{15}$ ; and its fourth anhydrid, *Löwe's oak-red*,  $C_{34}H_{24}O_{14}$ . Of these, the quercitannic acid and the phlobaphene are especially concerned in the tanning process. **O.-bark** (*Quercus alba*, U. S. P., *Quercus cortex*, B. P.) is an astringent tonic mostly employed in washes and decoctions for external use. The official species in the U. S. is *Q. alba*; in Gr. Britain, *Q. robur*.
- Oakum** (*o'-kum*) [*ME.*, *ocumbe*, tow]. The fiber obtained by picking old rope into pieces. Oakum, variously medicated, is used to some extent in surgical dressings.
- Oamma** (*o-am'-ah*) [*ῶαμμα*, from *ὄψ*, ear]. Hearing; ear.
- Oaralgia** (*o-a-rall'-jē-ah*) [*ῶάριον*, ovule; *ἄλγος*, pain]. Ovarian neuralgia.
- Oaria** (*o-a'-re-ah*). Plural of *Oarium*, *q. v.*
- Oaric** (*o-ar'-ik*) [*ῶάριον*, ovule]. Ovarian; relating to the oaria.
- Oariocoele** (*o-a'-re-o-sēl*) [*ῶάριον*, ovule; *κῆλη*, tumor]. Hernia involving an ovary.
- Oariocyesis** (*o-a'-re-o-si-e'-sis*) [*ῶάριον*, ovule; *κύσις*, pregnancy]. Ovarian pregnancy.
- Oarioncus** (*o-a-re-ong'-kus*) [*ῶάριον*, ovule; *ὄγκος*, tumor]. An ovarian tumor.
- Oariopathy** (*o-a-re-op'-ath-e*) [*ῶάριον*, ovule; *πάθος* disease]. Any ovarian disease.
- Oariophyma** (*o-a-re-o-fi'-mah*) [*ῶάριον*, ovule; *φῆμα*, tumor]. Same as *Oarioncus*.
- Oariorrhexia** (*o-a-re-or-eks'-e-ah*) [*ῶάριον*, ovule; *ῥέξις*, rupture]. Rupture of the ovary.
- Oarioscirrhus** (*o-a-re-o-skir'-us*) [*ῶάριον*, ovule; *σκίρρος*, hard]. Scirrhus of the ovary.
- Oariosteresis** (*o-a-re-o-ster-e'-sis*) [*ῶάριον*, ovule; *στέρσις*, privation]. Same as *Oariotomy*.
- Oariotomy** (*o-a-re-ot'-o-me*) [*ῶάριον*, ovule; *τομή*, a cutting]. Surgical removal of an ovary.
- Oaritis** (*o-a-ri'-tis*) [*ῶάριον*, ovule; *ιτις*, inflammation]. Inflammation of an ovary.
- Oariule** (*o-a'-re-ūl*) [*ῶάριον*, ovary; *οὐλή*, scar]. A corpus luteum.
- Oarium** (*o-a'-re-um*) [*ῶάριον*, ovule; *pl.*, *Oaria*]. See *Ovarium*.
- Oasis** (*o-a'-sis*) [*ὄασις*, a dry spot; *pl.*, *Oases*]. In surgery, an isolated spot of healthy tissue surrounded by diseased tissue.
- Oat** (*ot*) [*ME.*, *ote*, oat]. A cereal plant, *Avena sativa*, and *A. orientalis*, or its seed. Oats are used mainly as food for horses, although they are being largely used as food by man in the United States and other countries. See *Avena*. **O.-malt**, malt made from oats. **O.-meal**, the meal made from oats. The proximate analysis of oat-meal gives fat, 7.74; starch, 59.88; sugar, 1.27; albumin insoluble in alcohol, 15.66; albumin soluble in alcohol, 4.21; cellulose, 2.05; mineral matter, 1.94; moisture, 7.25. **O.-m. pyrosis**, a condition of fermentative dyspepsia, attended with acidity, related to the eating of oat-meal.
- Ob-** [*ob*, on, against, towards]. A prefix signifying on, against, or towards.
- Obalinski's Method**. See *Anesthetic*.
- Obconic, Obconical** (*ob-kon'-ik*, *ob-kon'-ik-al*) [*ob*, reversed; *κωνικός*, pertaining to a cone]. Conic, but with the point of attachment at the apex.
- Obcordate** (*ob-kor'-dāt*) [*ob*, reversed; *corda*, a heart]. In biology, inversely heart-shaped.
- Obdeltoid** (*ob-del'-toid*) [*ob*, reversed; *deltoides*, delta-shaped]. In biology, triangular, with the apex downward.
- Obdormition** (*ob-dor-mish'-un*) [*obdormitio*; *obdormire*, to fall asleep]. The phenomenon known as "sleep" of the limbs; the benumbing of a part due to interference with nervous function.
- Obduction** (*ob-duk'-shun*) [*ob*, against; *ducere*, to lead]. Post-mortem examination. Necropsy.
- O'Beirne's Tube**. A long flexible tube used in making rectal injections in cases of obstinate constipation.
- Obeliac** (*o-be'-le-ak*) [*ὀβελός*, a spit]. Pertaining to, or situated near, the obelion.
- Obelion** (*o-be'-le-on*) [*ὀβελός*, a spit]. See *Craniometric Points*.
- Obert Method of Inducing Local Anesthesia**. Injection of a 1 per cent. solution of cocaine over the course of a nerve-trunk supplying the area to be attacked.
- Obese** (*o-bēs'*) [*obedere*, to eat]. Extremely fat; corpulent.
- Obesity** (*o-bēs'-it-e*) [*obesitas*, from *obedere*, to eat]. Corpulence; polysarcia. An excessive development of fat throughout the body. Usually it occurs after the prime of life, but it may be congenital or may occur at any period of life. *Ebstein's Treatment* consists in reducing the quantity of food ingested, and in selecting a diet that the patient may adhere to for the remainder of life. Carbohydrates, including sugar, sweets, and potatoes, are absolutely forbidden. Bread is limited to the smallest possible quantity. All kinds of meat and vegetables are allowed, especially the leguminous vegetables, with tea, coffee, and light wines. *Banting's Cure* excludes almost all fats, but permits a much larger allowance of albuminous food.
- Obex** (*o'-beks*) [*L.*, a barrier; *pl.*, *Obices*]. A band of white nervous matter at the point of the calamus scriptorius.
- Obfuscation** (*ob-fus-ka'-shun*) [*obfuscare*, to make black]. The act of darkening or of producing bewilderment of sight.
- Obituary** (*o-bit'-u-a-re*) [*obitus*, death]. Pertaining to death. A notice or account of one who has recently died.
- Object** (*ob'-jekt*) [*objectus*, a casting before; from *obficere*, to cast before]. 1. Anything that is perceived,



known, thought of, or signified. 2. A purpose, aim, or end. **O.-blindness.** See *Apraxia*.

**Objective** (*ob-jek't-iv*) [*objicere*, to throw against]. In medicine, a qualification applied to the symptoms observed by the physician, in distinction from those felt only by the patient. In psychology, pertaining to all things lying external to one's self, in contradistinction to *subjective*, pertaining to the essential ego, or observer. The lens of a compound microscope nearest the object viewed. **O., Achromatic**, the objective of a microscope in which the lenses, formed of crown-glass and flint-glass, tend to eliminate the color, or chromatic aberration. **O., Adjustable**, in microscopy, one in which the distance between the systems of lenses may be changed at the will of the observer. **O., Aplanatic** [*á priv.*; *πλανητός*, wandering], in the microscope, an objective in which both chromatic and spheric aberration are avoided. **O., Apochromatic**, one in which the lenses, made of a peculiar kind of glass, admit of the combination of the rays from three spectral colors at one focus, instead of two colors, as in the ordinary achromatic objective. **O., Dry**, in the microscope, one in which the medium between the objective and the cover-glass consists of air. **O., Endomersion**, a form of objective, devised by Zeuger, in which the chromatic aberration is removed by the employment of a liquid (as a mixture of ethereal and fatty oils) placed between the separate lenses. **O., Homogeneous Immersion**, one between which and the cover-glass a fluid of the same refractive index as glass is placed. Cedar-oil is such a fluid. **O., Immersion**, one in which some fluid is placed between the front of the objective and the cover-glass. **O., Microscopic**, the systems of lenses at the lower end of the tube near the object, giving an enlarged and inverted real image. These objectives are of two classes, *Dry* and *Immersion*. **O., Non-achromatic**, an objective which produces an image with a colored border. It also permits spheric aberration. **O., Non-adjustable**, an objective in which the relative positions of the lenses or lens-systems are fixed. **O., Oil-immersion**, an objective between which and the object a drop of oil is placed. Cedar-oil is most commonly employed. **O., Unadjustable.** See *O., Non-adjustable*. **O., Water-immersion**, an objective between which and the cover-glass water is placed as a medium.

**Ob lanceolate** (*ob-lan'-se-o-lát*) [*ob*, reversed; *lanceola*, a little lance]. In biology, lanceolate, with the apex downward.

**Obligate** (*ob'-lig-át*) [*obligatus*, *obligare*, to oblige]. In biology, necessary, essential, constrained, bound. **O. Aërobic**, See *Aërobic*. **O. Anaërobic**, See *Aërobic*. **O. Parasite**, an organism which is constrained to a parasitic life for the attainment of its development.

**Obligatory** (*ob-lig'-at-or-e*) [*obligare*, to bind]. Compelling; binding. **O. Aërobes.** See *Aërobic*.

**Oblique** (*ob-lek' or ob-tik'*) [*obliquus*, oblique, slanting]. Not direct; aslant; slanting. In botany, unequal-sided. In anatomy, an oblique muscle, as the external or internal oblique of the abdomen, or the superior or inferior oblique of the eye.

**Obliquity** (*ob-lik'-wit-e*) [*obliquitas*, obliqueness]. The state of being oblique. **O., Naegele's**, in obstetrics the lateral inclination of the fetal head, in consequence of which the sagittal suture is directed more posteriorly. **O., Røderer's**, in obstetrics, the extremely flexed position of the fetal head on the body. **O., Solayres's**, in obstetrics, the entrance of the fetal head into the pelvic inlet in an oblique diameter.

**Obliquus** (*ob-li'-kvus*) [*L.*, slanting]. Slanting; oblique. A term applied to various muscles. **O. Muscle.** See *Muscles*, *Table of*. **O. Reflex.** See *Reflexes*, *Table of*.

**Obliterate** (*ob-lit'-er-át*) [*obliterare*, to erase]. To wipe out. In biology, indistinct; applied to marks, spots, punctures, and striæ, in animals.

**Obliteration** (*ob-lit'-er-a'-shun*) [*obliteratio*; *obliterare*, to efface]. Extinction of a part; closure, as of the lumen of a passage.

**Oblivion** (*ob-liv'-e-on*) [*oblivio*, lethargy]. Forgetfulness; lethargy.

**Oblongata** (*ob-long-gah'-tah*) [*L.*]. The medulla oblongata.

**Oblongatal** (*ob-long-gah'-tal*) [*oblongata*, the medulla]. Pertaining to the oblongata.

**Obmutescence** (*ob-mu-tes'-ens*) [*obmutescere*, to become dumb]. Aphonia; loss of voice.

**Obnubilation** (*ob-mu-bil'-a'-shun*) [*obnubilare*, to becloud]. A beclouded state of the mind or spirit.

**Obovate** (*ob-o'-vât*) [*ob*, reversed; *ovatus*, egg-shaped]. In biology, inversely ovate.

**Obovatifolious** (*ob-o-va-tif-o'-le-us*) [*ob*, reversed; *ovatus*, egg-shaped; *folium*, a leaf]. In biology, having inversely ovate leaves.

**Obovoid** (*ob-o'-void*) [*ob*, reversed; *ovum*, an egg]. In biology, solidly obovate.

**Observation** (*ob-zer-va'-shun*) [*observatio*]. The examination of a thing; a systematic study of phenomena.

**Obsession** (*ob-sesh'-un*) [*obsessire*, to beset]. Besetment. Possession as by evil spirits; an imperative idea; a dominant delusion.

**Obsolescence** (*ob-so-les'-ens*) [*obsolescere*, to grow old]. The state of becoming old or going out of use. Also, the cessation of growth.

**Obsolete** (*ob'-so-lét*) [*obsoletus*, p. p. of *obsolescere*, to wear out]. In biology, indistinct, imperfectly developed or rudimentary.

**Obstetric** (*ob-stet'-rik*) [*obstare*, to stand before]. Pertaining to the practice of obstetrics. **O. Position.** See *Postures*, *Table of*.

**Obstetrician** (*ob-stet-rish'-an*) [*obstare*, to stand before]. One who practises obstetrics.

**Obstetrics** (*ob-stet'-riks*) [*obstare*, to stand before]. The care of women in pregnancy, childbirth and the puerperal state.

**Obstetrix** (*ob-stet'-riks*) [*obstare*, to stand before]. A midwife.

**Obstipation** (*ob-stip-a'-shun*) [*obstipatio*; *obstipare*, to close tightly]. Constipation.

**Obstipitas** (*ob-stip'-it-as*) [*obstipus*, awry, stiff-necked; *stipes*, a stick]. Wry-neck; torticollis.

**Obstruction** (*ob-struk'-shun*) [*obstruction*; *obstruere*, to stop up]. Stoppage or blocking up of a canal or opening of the body. See *Imperforation*, *Occlusion*.

**Obstruent** (*ob'-stru-ent*) [*obstruere*, to close up]. 1. Obstructive; tending to obstruct. 2. In therapeutics or pathology, any remedy or agent closing the lumen or orifice of vessels or ducts.

**Obstupefacient** (*ob-stu-pe-fa'-she-ent*) [*obstupefacere*, to stupefy]. Narcotic or stupefying.

**Obstupescencia** (*ob-stu-pes-ent'-she-ak*) [*L.*]. A state of stupefaction, with a look as of astonishment.

**Obtected** (*ob-tek'-ted*) [*ob*, over; *tegere*, p. p., *tectus*, to cover]. In biology, concealed under a neighboring part.

**Obtund** (*ob-tund'*) [*obtundere*, to dull]. To blunt or dull; to lessen, as pain.

**Obtundent** (*ob-tun'-dent*) [*obtundere*, to make dull]. Soothing; quieting. In therapeutics, any remedy that relieves or overcomes irritation or pain.

**Obtundity** (*ob-tun'-dit-e*) [*obtundere*, to make dull].

The state of being obtunded, or dulled; diminished sensibility.

**Obturator** (*ob'-tu-ra-tor*) [*obturator*; *obturare*, to stop up]. That which closes a cavity. In surgery, an instrument for closing an opening caused by a wound or by disease. **O. Artery.** See *Arteries, Table of*. **O., Dental,** an instrument used in the treatment of palatine defect when operative surgical means are not applicable. **O. Foramen,** a foramen in the anterior part of the os innominatum. See *Foramina, Table of*. **O. Muscle.** See *Muscles, Table of*. **O. Nerve.** See *Nerves, Table of*.

**Obturbinate** (*ob-ter'-bin-āt*) [*ob*, reversed; *turbo*, a top]. In biology, top-shaped, with the apex or peg-end up.

**Obtuse** (*ob-tūs'*) [*obtusus*, p. p. of *obtundere*, to blunt, dull]. Blunt.

**Obtusifolious** (*ob-tu-sif-o'-le-us*) [*obtusus*, blunted; *folium*, leaf]. In biology, having blunt leaves.

**Obtusilobous** (*ob-tu-sil-o'-bus*) [*obtusus*, blunted; *lobus*, a lobe]. In biology, having leaves with obtuse lobes.

**Obtusion** (*ob-tu'-zhun*) [*obtundere*, to blunt]. The blunting or weakening of the normal sharpness or strength of sensation; a symptom of certain diseases.

**Obumbrant** (*ob-um'-brant*) [*ob*, over; *umbrare*, to shadow, shade]. In biology, overhanging.

**Obumbrate** (*ob-um'-brāt*) [*ob*, over; *umbrare*, to shadow]. In biology, situated under an overhanging part.

**Obuncous** (*ob-ung'-kus*) [*ob*, against; *uncus*, bent in, hooked]. In biology, very crooked or hooked.

**Obvallate** (*ob-val'-āt*) [*obvallare*, to surround with a wall]. In biology, walled in.

**Obvolute** (*ob'-vo-lūt*) [*obvolvere*, to wrap]. In biology, the term applied to that form of venation in which half of one leaf covers half of another; half-equitant.

**Obvolvent** (*ob-vol'-vent*) [*obvolvere*, to wrap]. In biology, curved downward or inward.

**Occipital** (*ok-sip'-it-al*) [*occipitalis*, occipital]. Pertaining to the occiput. **O. Artery.** See *Arteries, Table of*. **O. Bone,** the bone of the skull situated at its posterior, middle, and inferior part. See *Bones, Table of*. **O. Crest.** See *Crest*. **O. Fossa.** See *Fossa*. **O. Lobe.** See *Lobe*. **O. Nerve.** See *Nerves, Table of*. **O. Points.** See *Cranimetric Points*. **O. Protuberance,** the prominence on the inner surface (*internal*) or on the outer surface (*external*) of the occipital bone. **O. Sinus.** See *Sinus*. **O. Triangle.** See *Triangles, Table of*. **O. Vertebra,** the occipital bone, in the vertebral theory of the skull.

**Occipiten** (*ok-sip'-it-en*) [*occiput*, occiput]. Belonging to the occipital bone in itself.

**Occipito-** (*ok-sip'-it-o-*) [*occiput*, occiput]. A prefix to denote connection with or relation to the occipital bone. **O.-atloidean,** pertaining conjointly to the occipital bone and the atlas. **O.-axoid,** or **O.-axial,** pertaining to both the occipital bone and the axis, or second vertebra. **O.-bregmatic,** pertaining conjointly to the occipital bone and the bregma. **O.-cotyloid,** in obstetrics, a term applied to a condition in which the fetus has the occiput directed toward the acetabulum of the mother. **O.-frontal,** both occipital and frontal. **O.-frontal Triangle.** See *Triangle*. **O.-frontalis.** See *Muscles, Table of*. **O.-mastoid,** relating to the occiput and the mastoid process. **O.-mental,** pertaining to chin and occiput. **O.-odontoid,** pertaining to the occipital bone and the odontoid process of the axis. **O.-parietal,** pertaining conjointly to the occipital and parietal bones of the head. **O.-posterior,** in obstetrics, a term applied to the condition in which the fetus has the head directed toward the mother's sacrum. **O.-sacral.** Synonym of *O.-posterior*. **O.-sternal Triangle.** See *Triangle*.

**O.-temporal,** pertaining to the occiput and the temples.

**Occiput** (*ok'-sip-ut*) [*ob*, against; *caput*, the head; *gen. Occipitis*; *pl., Occipita*]. The back part of the head.

**Occudent** (*ok-lu'-dent*) [*occludere*, to shut up]. In biology, applied to parts that shut up or close.

**Occlusio** (*ok-lu'-ze-o*) [*L.*]. Closure. **O. pupillæ,** obliteration of the pupil. **O. pupillæ lymphatica,** obliteration of the pupil by a false membrane.

**Occlusion** (*ok-lu'-zhun*) [*occlusio*; *occludere*, to shut up]. 1. A closure, blocking or shutting up of a normally patent aperture, as of the anus or ear. A synonym of *Imperforation* and *Obstruction*. 2. In chemistry, the absorption by a metal, of gas in large quantities, as of hydrogen by platinum. 3. The full meeting of the masticating surfaces of the upper and lower teeth, in the position of rest.

**Occlusive** (*ok-lu'-ziv*) [*occludere*, to shut up]. Effecting an occlusion, as an occlusive dressing, in surgery.

**Occluser** (*ok-lu'-zor*) [*occludere*, p. p. *occlusus*, to close up; *pl., Occlusores*]. In biology, an organ that closes an opening; or draws parts together.

**Occult** (*ok-kult'*) [*occultus*, hidden]. Hidden; concealed; not evident. **O. disease,** any disease the nature of which is not readily determined.

**Occupation-diseases.** Those caused by or connected with the occupation of the patient, divisible into:—*a. Irritant,* mechanic or chemic effects of materials; *b. Toxic,* from poisonous matter absorbed into the blood; and *c. Fatigue,* as in scrivener's palsy. **O. neurosis,** a neurosis occasioned by one's employment or trade, as writer's cramp. See, also, *Anapeiratic*.

**Ocellar** (*o-sell'-ar*) [*ocellus*, a little eye]. In biology, pertaining to ocelli.

**Ocellatæ** (*os-el-at'-e*) [*ocellus*, a little eye]. In biology, the marginal vesicles in the *Leptomedusæ*. Cf. *Ocellicysts*.

**Ocellate** (*os'-el-āt*) [*ocellatus*, having little eyes]. In biology, same as *ocellated*; having a colored patch like an eye, *e. g.*, certain feathers, flowers, butterflies' wings, or fishes' fins.

**Ocellated** (*os'-el-a-ted*) [*ocellus*, a little eye]. Resembling or having eyes.

**Ocelli** (*o-sell'-i*) [*ocellus*, dim. of *oculus*, an eye]. The simple eyes of insects.

**Ocelliferous** (*os-el-if'-er-us*) [*ocellus*, a little eye; *ferre*, to bear]. Same as *Ocellate*.

**Ocelligerous** (*os-el-ij'-er-us*) [*ocellus*, little eyes; *gerere*, to carry]. Same as *Ocellate*.

**Ocellus** (*o-sell'-us*) [a little eye; *pl., Ocelli*]. In biology: (*a*) one of the simple eyes or pigment-spots of invertebrate animals. Cf. *Stemmatus*; (*b*) one of the elements of a compound eye; (*c*) one of the colored spots on many feathers, flowers, etc.

**Ochema** (*ok-el'-mah*) [*ὄχημα*, from *ὄχειν*, to carry]. A vehicle for medicines.

**Ocher, Ochre** (*o'-ker*) [*ὤχρος*, pale yellow]. A name given to clay variously colored by the oxids of iron. See *Pigments, Conspectus of*. **O.-colored Stools,** a descriptive term applied to the dejecta of typhoid-fever patients.

**Ocherous, Ochreous** (*o'-ker-us, o'-kre-us*) [*ὤχρος*, pale, wan]. In biology, brownish-yellow.

**Ocheus** (*ok'-e-us*) [*ὄχειν*, to carry]. The scrotum.

**Ochlesis** (*ok-le'-sis*) [*ὄχλος*, crowd]. Crowd-poisoning; disease due to over-crowding, and lack of ventilation.

**Ochletic** (*ok-lel'-ik*) [*ὄχλος*, crowd]. Pertaining to, or of the nature of, ochlesis.

**Ochlophobia** (*ok-lo-fō'-be-ah*) [*ὄχλος*, crowd; *φόβος*, fear]. Morbid dread of crowds.



**Ochlotic** (*ok-lot'-ik*) [*ὄχλος*, crowd]. Same as *Ochletic*.  
**O. Fever.** Synonym of *Typhus Fever*.  
**Ochopetalous** (*ok-o-pet'-al-us*) [*ὄχος*, anything that holds; *πέταλον*, a petal]. In biology, having capacious petals.  
**Ochraceous** (*o-kra'-se-us*) [*ὄχρα*, ocher]. Ocher-colored; yellowish-brown.  
**Ochre** (*o'-ker*). See *Ocher*.  
**Ochriasis** (*o-kri'-as-is*) [*ὄχρος*, yellow]. Sallowiness of complexion.  
**Ochrocarpous** (*o-kro-kar'-pus*) [*ὄχρος*, pale-yellow; *καρπός*, fruit]. In biology, having yellowish fruit.  
**Ochroid** (*o'-kroid*) [*ὄχρα*, ocher; *εἶδος*, form]. Like ocher in color.  
**Ochroleukous** (*o-kro-lu'-kus*) [*ὄχρος*, pale-yellow; *λευκός*, white]. In biology, yellowish-white.  
**Ochronosis** (*o-kron'-o-sis*) [*ὄχρος*, yellow; *νόσος*, disease]. A brownish or blackish discoloration of cartilage and allied structures; it is probably an intensification of the pigmentation normally present in these structures, occurring in advanced life.  
**Ochropyra** (*o-kro-pi'-rah*) [*ὄχρος*, yellow; *πῦρ*, fire]. Yellow fever.  
**Ochthe** (*ok'-the*) [*ὄθη*, a bank]. The edges of an ulcer.  
**Ochthiasis** (*ok-thi'-as-is*). Synonym of *Molluscum*.  
**Ocrea** (*ok'-re-ah*) [L., a greave: *pl.*, *Ocreae*]. In biology, a sheath formed about the stem by one or both stipules.  
**Ocreate** (*ok'-re-āt*) [*ocrea*, a greave]. In biology, having a stipular sheath.  
**Ocreous** (*o'-kre-us*) [*ὄχρος*, pale]. Resembling ocher.  
**Octagonal** (*ok-tag'-o-nal*) [*ὀκτώ*, eight; *γωνία*, an angle]. Having eight sides and angles.  
**Octamerous** (*ok-tam'-er-us*) [*ὀκτώ*, eight; *μέρος*, part]. In biology, having the parts in eights.  
**Octan** (*ok'-tan*) [*ὀκτώ*, eight]. Returning every eighth day, as an *octan* fever.  
**Octandrous** (*ok-tan'-dri-us*) [*ὀκτώ*, eight; *ἀνήρ*, a male]. In biology, having eight stamens.  
**Octane** (*ok'-tān*) [*ὀκτώ*, eight;  $C_8H_{18}$ ]. The eighth member of the paraffin or marsh-gas series. See *Hydrocarbons*, *Table of*.  
**Octarius** (*ok-ta'-re-us*) [*ὀκτώ*, eight]. An eighth part of a gallon. One pint. Symbol *O*.  
**Octavus humeri** (*ok-ta'-vus-hu'-mer-i*). Synonym of *Teres minor*. See *Muscles*, *Table of*.  
**Octo-** (*ok'-to-*) [*ὀκτώ*, eight]. A prefix denoting reference to the number eight.  
**Octoblast** (*ok'-to-blast*) [*ὀκτώ*, eight; *βλαστός*, germ]. In biology, the eight-celled stage of a segmenting ovum.  
**Octobrachiata** (*ok-to-bra'-ke-āt*) [*ὀκτώ*, eight; *βραχίον*, the arm]. In biology, having eight tentacles, rays, arms or brachia.  
**Octocerous** (*ok-tos'-er-us*) [*ὀκτώ*, eight; *κέρας*, a horn]. In biology, having eight horns, tentacles, rays or arms.  
**Octocotyloid** (*ok-to-kot'-il-oid*) [*ὀκτώ*, eight; *κοτύλη*, a hollow; *εἶδος*, form]. In biology, having eight fosses or bothria.  
**Octogynous** (*ok-toj'-in-us*) [*ὀκτώ*, eight; *γυνή*, a female]. In biology, having eight pistils.  
**Octolocular** (*ok-to-lok'-u-lar*) [*ὀκτώ*, eight; *loculus*, dim. of *locus*, a place, cell]. In biology, having eight cells.  
**Octonemal**, **Octonematous** (*ok-to-ne'-mal*, *ok-to-nem'-al-us*) [*ὀκτώ*, eight; *νήμα*, thread]. In biology, having eight filamentous organs or appendages.  
**Octonocular** (*ok-ton-ok'-u-lar*) [*ὀκτώ*, eight; *oculus*, eye]. In biology, eight-eyed.  
**Octoped**, **Octopede** (*ok'-to-ped*, *ok'-to-pēd*) [*ὀκτώ*, eight; *pes*, foot]. In biology, an eight-footed creature.

**Octopetalous** (*ok-to-pet'-al-us*) [*ὀκτώ*, eight; *πέταλον*, a leaf]. In biology, having eight petals.  
**Octophthalmous** (*ok-toff'-thal'-nus*) [*ὀκτώ*, eight; *ὀφθαλμός*, eye]. In biology, having eight eyes.  
**Octophyllous** (*ok-to-fil'-us*) [*ὀκτώ*, eight; *φύλλον*, a leaf]. In biology, having eight leaflets.  
**Octoradial** (*ok-to-ra'-de-al*) [*ὀκτώ*, eight; *radius*, ray]. Same as *Octoradial*.  
**Octoradial** (*ok-to-ra'-de-āt*) [*ὀκτώ*, eight; *radius*, ray]. In biology, having eight rays.  
**Octoroon** (*ok-tor-oon'*) [*ὀκτώ*, eight]. The offspring of a white person and a quadroon.  
**Octosepalous** (*ok-to-sep'-al-us*) [*ὀκτώ*, eight; *sepalum*, a sepal]. In biology, having eight sepals.  
**Octoses** (*ok'-to-sēs*) [*ὀκτώ*, eight]. A group of the glucoses with the formula  $C_6H_{16}O_8$ . See *Carbohydrates*, *Table of*.  
**Octospermous** (*ok-to-sper'-mus*) [*ὀκτώ*, eight; *σπέρμα*, seed]. In biology, producing eight seeds.  
**Octospore** (*ok'-to-spōr*) [*ὀκτώ*, eight; *σπόρος*, seed]. In biology, a spore from many fungi and lichens, the asci of which produce eight spores each.  
**Octostichous** (*ok-tos'-tik-us*) [*ὀκτώ*, eight; *στήχος*, line, row]. In biology, eight ranked.  
**Octylene** (*ok'-til-en*) [*ὀκτώ*, eight;  $C_8H_{16}$ ]. A colorless liquid derived from octane.  
**Ocular** (*ok'-u-lar*) [*oculus*, the eye]. 1. Pertaining to the eye. 2. An optic combination that refracts the diverging rays forming the real object-image so that they may pass through the pupil of the observer's eye; the eye-piece of a compound microscope. Like the simple microscope, it also forms a virtual or magnified image of the real image. **O.**, **Campani's**. See *O.*, *Huygenian*. **O. Cleft**. See *Cleft*. **O.**, **Compensating**, an ocular specially constructed for use with the apochromatic objective. It serves to correct or compensate for aberrations in the objective outside the axis. **O. Cup**. See *Optic*. **O.**, **Erecting**, one that is provided with an erecting prism and gives an erect image of the object. **O.**, **Huygenian**, one that consists of two plano-convex lenses, the convexities being directed toward the objective. The lower and larger lens is the field-lens; the upper and smaller is the eye-lens. **O.**, **Kellner's**. See *O.*, *Orthoscopic*. **O.**, **Micrometer**, is an ocular with which is connected a micrometer for the purpose of measuring the real image of the object. **O. Micrometer Ratio**. See *Ratio*. **O. Muscles**, **External**, the six muscles moving the globe of the eye. See *Muscles*, *Table of*. **O. Muscles**, **Internal**, the ciliary muscle and the iris. **O.**, **Negative**, an ocular in which the real image formed by the objective lies somewhere between the two lenses or lens-systems forming the ocular. **O.**, **Orthoscopic**, one that consists of a bi-convex field-glass and an achromatic double meniscus (bi-convex and bi-concave) eye-lens. **Os.**, **Parfocal**, oculars of different powers which may be interchanged without putting the image wholly out of focus. **O.**, **Periscopic** [*περί*, around; *σκοπεῖν*, to look]; a positive ocular devised by Gundlach; it has a double convex field-lens and a triplet eye-lens. **O.**, **Positive**, one through which the real image is formed *outside* of the ocular, and is magnified by the entire system of ocular lenses like a simple microscope. **O.**, **Projection**, an ocular especially designed for projecting the image formed by an objective on a screen for class-demonstration, or for photography. **O.**, **Ramsden's**, an ocular consisting of two plano-convex lenses with their convex surfaces facing each other. It has been used in micrometry. **O.**, **Searching**, an ocular of low power used for finding an object. It consists of a single

field-lens and a double eye-lens. **O. Sheath**, the loose sheath-like tissue extending from the apex of the orbit of the eye to the vertical diameter of the globe, the posterior part of which up to the passage of the tendons of the external ocular muscles is called the *Capsule of Bonnet*, and the anterior portion, the *Capsule of Tenon*. **O., Solid**, an eye-piece devised by Tolles. It consists of a solid piece of glass, with a moderate curvature at one end for a field-lens, and more greatly curved at the other end for use as an eye-lens. For a diaphragm a groove is cut transversely at the proper level and filled with black pigment. **O., Spectral**, an ocular with a direct-vision spectroscope connected with it. See *Micro-spectroscope*. **O., Spectroscopic**. See *O., Spectral* and *Micro-spectroscope*. **O. Spot**, a differentiated pigmented organ having the function of sight, found among the Protozoa, chiefly in the *Flagellata*, e. g., *Euglena* (pretty eye); the Colenterates (*Sarzia*); Actinozoa (*Actinia*), Asteridea, Echinidea, Rotifera, Trematoda, and Nematoda. **O. Vesicle**. See *Vesicle*. **O., Working**, an ocular used for ordinary microscopic observation, in contradistinction to one of very low power used for finding objects. There are both positive and negative forms.

**Oculate** (*ok'-u-lāt*) [*oculus*, an eye]. In biology, having eyes or eye-shaped markings.

**Oculauditory** (*ok-u-law'-dit-or-e*) [*oculus*, eye; *audire*, to hear]. In biology, combining the functions of eye and ear, as the marginal bodies or sense-organs of certain invertebrates.

**Oculiferous** (*ok-u-lif'-er-us*) [*oculus*, eye; *ferre*, to bear]. In biology, eye-bearing; applied to the eye-stalks of a crustacean or snail.

**Oculiform** (*ok'-u-lif'-orm*) [*oculus*, eye; *forma*, shape]. In biology, resembling an eye.

**Oculigerous** (*ok-u-lif'-er-us*) [*oculus*, eye; *gerere*, to carry]. Same as *Oculiferous*.

**Oculist** (*ok'-u-list*). Synonym of *Ophthalmologist*.

**Oculo-** (*ok'-u-lo-*) [*oculus*, eye]. A prefix signifying relation with the eye. **O.-motor**, moving the eye. **O.-muscularis**, pertaining to the muscles of the eye. **O.-pupillary**, pertaining to the pupil of the eye. **O.-zygomatic**, pertaining to the eye and the zygoma. See *Jadelot's Lines*.

**Oculomotorius** (*ok'-u-lo-mo-to'-re-us*) [*oculus*, eye; *movere*, to move]. The third, or *motor oculi*, nerve. See *Nerves*, *Table of*.

**Oculus** (*ok'-u-lus*) [*L.*, an eye; *pl.*, *Oculi*]. In biology, an eye or leaf-bud, e. g., in the potato. **O. billi**. See *Tabasheer*. **O. bovinus**, **O. bovis**. Synonym of *Hydrophthalmia*. **O. bubulus**. Synonym of *O. bovinus*. **O. cæsius**, glaucoma. **O. elephantinus**. Synonym of *Hydrophthalmia*. **O. lacrimans**, epiphora. **O. leporinus**, lagophthalmos. **O. mundi**. See *Tabasheer*.

**Ocyodinic** (*o-se-o-din'-ik*) [*ὠκίς*, swift; *ὠδός*, to avail]. Oxytocic; hastening the delivery of the fetus.

**Ocyphonic**, **Ocyphonous** (*o-sif-on'-ik*, *o-sif'-on-us*) [*ὠκίς*, swift; *φόνος*, slaughter]. Killing quickly.

**Ocytotic**, **Oxytoceous** (*os-it-os'-ik*, *oks-it-os'-e-us*) [*ὠκίς*, swift; *τόκος*, birth; *labor*]. Hastening the process of childbirth; oxytocic.

**Od** (*od* or *od*) [an arbitrary name given by Baron von Reichenbach]. The supposititious force producing the phenomena of mesmerism.

**Odaxesmus** (*o-daks-es'-mus*) [*ὀδoξησμός*, a sharp biting]. The biting of the tongue, lip, or cheek, occurring during an epileptic fit.

**Odaxetic** (*o-daks-et'-ik*) [*ὀδασητικός*, biting]. Giving rise to an itching or stinging sensation.

**Odd-pinnate** (*od-pin'-āt*) [*ME.*, *od*, odd; *pinna*, a

wing]. In biology, pinnate, with a terminal odd leaflet; imparipinnate.

**-ode, -odes** (*-ōd', -ō'-dēz*) [*ὠδός*, like]. A suffix denoting likeness.

**Odinagogue** (*o-din'-ag-og*). Synonym of *Oxytocic*.

**Odinolyontous** (*o-din-ol-e-on'-tus*) [*ὠδός*, pain; *λίεν*, to lose]. Soothing.

**Odinopean** (*o-din-ol'-pe-an*) [*ὠδός*, pain; *ποιεῖν*, to make]. Causing pain.

**Odont-** (*ō'-dont-*). See *Odonto-*.

**Odontagma** (*o-don-tag'-mah*) [*ὀδούς*, tooth; *ἀγνίειν*, to break]. Same as *Odontoclasia*.

**Odontagra** (*o-don-tal'-grah*) [*ὀδούς*, tooth; *ἄγρα*, seizure]. Toothache; also, a kind of forceps for the surgical removal of teeth.

**Odontalgia** (*o-don-tal'-je-ah*) [*ὀδούς*, tooth; *ἄλγος*, pain]. Toothache. **O. nervosa**, neuralgic toothache.

**Odontalgic** (*o-don-tal'-jik*) [*ὀδούς*, tooth; *ἄλγος*, pain]. 1. Anti-odontalgic. 2. Relating to toothache. 3. A remedy for toothache.

**Odontalgy** (*o-don-tal'-je*). Same as *Odontalgia*.

**Odontalite** (*o-don'-tal-it*) [*ὀδούς*, a tooth; *λίθος*, a stone]. A petrified tooth.

**Odontapotribe**, **Odontapotripsis** (*o-don-tap'-o-trīb*, *o-don-tap-o-trip'-sis*) [*ὀδούς*, tooth; *ἀπό*, from; *τρίβειν*, to crush]. Wearing away of the surface of the teeth.

**Odontatroph** (*o-don-tal'-ro-fe*) [*ὀδούς*, tooth; *ἀτροφία*, atrophy]. Atrophy of the teeth.

**Odontelephas** (*o-don-tel'-ef-as*). Synonym of *Dentine*.

**Odonteuros** (*o-don-tul'-ros*) [*ὀδούς*, tooth; *εὐρώς*, decay]. Dental caries.

**Odontharpagra** (*o-don-thar-pa'-grah*). Synonym of *Dentagra*.

**Odontheros** (*o-don-ther'-kos*) [*ὀδούς*, tooth; *ἔρκος*, fence]. A set of teeth.

**Odonthyalophthora** (*o-don-hi-al-off'-thor-ah*) [*ὀδούς*, tooth; *ἵαλος*, glass; *φθείρειν*, to destroy]. Destruction of the enamel of the teeth.

**Odonthyalus** (*o-don-hi'-al-us*). Synonym of *Enamel*.

**Odontia** (*o-don'-she-ah*) [*ὀδούς*, tooth]. Odontalgia.

**O. deformis**, deformity of the teeth, arising either from error of shape, position, or malformation of the jaws or alveolar border. **O. incrustans**, tartar of the teeth.

**Odontiasis** (*o-don-ti'-as-is*) [*ὀδοντιάειν*, to cut teeth]. Dentition. The cutting of teeth.

**Odontiater** (*o-don-te-a'-ter*) [*ὀδούς*, tooth; *ιατρός*, physician]. A dentist.

**Odontiatría** (*o-don-te-a'-tre-ah*) [*ὀδούς*, tooth; *ιατρεία*, a healing]. Dental surgery.

**Odontic** (*o-don'-tik*) [*ὀδούς*, tooth]. Appertaining to the teeth.

**Odontinoid** (*o-don'-tin-oid*) [*ὀδούς*, *ὀδόντος*, tooth; *εἶδος*, resemblance]. Resembling or having the nature of teeth.

**Odontitis** (*o-don-ti'-tis*) [*ὀδούς*, tooth; *τις*, inflammation]. *Dentium inflammatio*; inflammation of the teeth. Formerly a synonym of dental caries, when this affection was supposed to be an inflammation of the dentine.

**Odonto-** (*o-don'-to-*) [*ὀδούς*, gen. *ὀδόντος*, a tooth]. A prefix that signifies resemblance to, connection with, or relation to a tooth.

**Odontoblast** (*o-don'-to-blast*) [*ὀδούς*, tooth; *βλαστός*, germ]. In biology, one of the formative cells of dentine; one of the columnar cells forming the outer layer of the pulp of teeth; they do not enter into the dentine which they have secreted (as do osteoblasts into bone), but they all remain at its base and send into it numerous finely-branched processes, which run parallel to each other in as many little channels of the



- bony substances. The fibers are connected by fine anastomoses. (A. Lang.)
- Odontoblastic** (*o-don-to-blas'-tik*) [ὀδοῦς, tooth; βλαστός, germ]. Of the nature of, or pertaining to, an odontoblast.
- Odontobothriitis** (*o-don-to-both'-re-i'-tis*) [ὀδοῦς, tooth; βόθριον, a little cavity; ιτις, inflammation]. Inflammation of the socket of a tooth.
- Odontobothrium** (*o-don-to-both'-re-um*) [ὀδοῦς, tooth; βόθριον, a little cavity]. The alveolus of a tooth.
- Odontoceramic** (*o-don-to-ser-am'-ik*) [ὀδοῦς, tooth; κέραμος, clay]. Pertaining to porcelain teeth.
- Odontochalix** (*o-don-to-kh'-al-iks*) [ὀδοῦς, tooth; χάλιξ, gravel]. Dental cement.
- Odontochirurgial** (*o-don-to-ki-rur'-jik-al*) [ὀδοῦς, tooth; χειρουργία, surgery]. Pertaining to dental surgery.
- Odontoclasia** (*o-don-to-k'-las-is*) [ὀδοῦς, tooth; κλάειν, to break]. The breaking of a tooth.
- Odontoclast** (*o-don'-to-k'-last*) [ὀδοῦς, tooth; κλάειν, to break]. A multinuclear protoplasmic cell engaged in the process of absorbing the fang of a deciduous tooth. Numbers of these cells exist between the milk-tooth and the permanent tooth.
- Odontocnesis** (*o-don-to-k-ne'-sis*) [ὀδοῦς, tooth; κνήσις, itching]. A painful itching sensation in the gums.
- Odontodesmium** (*o-don-to-des'-me-um*) [ὀδοῦς, tooth; δεσμός, bond]. A ligament described as holding the teeth in their sockets.
- Odontodiarrhea** (*o-don-to-di-ar-e'-ah*) [ὀδοῦς, tooth; διά, through; ροία, flow]. Diarrhea due to disturbances of dentition.
- Odontodynia** (*o-don-to-din'-e-ah*) [ὀδοῦς, tooth; ὀδύνη, pain]. Toothache.
- Odontogen** (*o-don'-to-jen*) [ὀδοῦς, tooth; γεννᾶν, to produce]. A material producing dentine.
- Odontogenic** (*o-don-to-jen'-ik*) [ὀδοῦς, tooth; γεννᾶν, to produce]. Pertaining to the origin and development of teeth.
- Odontogeny** (*o-don-toj'-en-e*) [ὀδοῦς, tooth; γενής, producing]. In biology, the origin and development of teeth.
- Odontoglyph** (*o-don'-to-glif*) [ὀδοῦς, tooth; γλύφειν, to carve]. An instrument used for scraping the teeth.
- Odontoglyphous** (*o-don-to-g'-lif-us*) [ὀδοῦς, tooth; γλύφειν, to scrape]. In biology, having furrowed teeth.
- Odontography** (*o-don-to-g'-ra-fe*) [ὀδοῦς, tooth; γράφειν, to write]. The descriptive anatomy of the teeth.
- Odontoid** (*o-don'-toid*) [ὀδοῦς, tooth; εἶδος, like]. Resembling a tooth. Serrated. **O. Ligament.** See *Ligament*. **O. Process,** the dentate process of the second cervical vertebra.
- Odontolith** (*o-don-to-lith*) [ὀδοῦς, tooth; λίθος, a stone]. The calcareous stone-like accretion on the teeth popularly known as "tartar."
- Odontologic** (*o-don-to-loj'-ik*) [ὀδοῦς, tooth; λόγος, science]. Pertaining to odontology.
- Odontologist** (*o-don-tol'-o-jist*) [ὀδοῦς, tooth; λόγος, science]. One versed in odontology.
- Odontology** (*o-don-tol'-o-je*) [ὀδοῦς, tooth; λόγος, science]. The science of dentition, or of the teeth.
- Odontoloxia, Odontoloxys** (*o-don-to-loks'-e-ah, o-don'-to-loks-e*) [ὀδοῦς, a tooth; λοξός, slanting]. Irregularity or obliquity of the teeth.
- Odontoma** (*o-don-to'-mah*) [ὀδοῦς, tooth; ὄμα, tumor; pl., *Odontomata*]. A new formation arising in connection with the teeth and presenting the structure and appearance of teeth.
- Odontome** (*o-don'-tōm*). See *Odontoma*.
- Odontomous** (*o-don'-to-mus*) [ὀδοῦς, teeth; ὄμα, a tumor]. Pertaining to, of the nature of, or affected with, an odontoma.
- Odontomys** (*o-don'-to-mis*) [ὀδοῦς, tooth; μῦς, mouse]. The dental pulp.
- Odontonecrosis** (*o-don-to-ne-kro'-sis*) [ὀδοῦς, tooth; νέκρωσις, death]. Dissolution or decay of the tissues of the teeth. See *Necrosis of the Teeth*.
- Odontonosology** (*o-don-to-nos-ol'-o-je*) [ὀδοῦς, tooth; νόσος, disease; λόγος, science]. A treatise on diseases of the teeth; also that branch of medicine that treats of diseases of the teeth.
- Odontoparallaxis** (*o-don-to-par-al-aks'-is*) [ὀδοῦς, tooth; παράλλαξις, deviation]. Irregularity of the teeth; deviation of one or more of the teeth from the natural position.
- Odontopathology** (*o-don-to-path-ol'-o-je*) [ὀδοῦς, tooth; πάθος, a disease; λόγος, science]. The science of diseases of the teeth.
- Odontopathy** (*o-don-to-path-ath-e*) [ὀδοῦς, tooth; πάθος, suffering]. An abnormal or pathologic condition of the teeth, or of the organs connected with them; dental disease.
- Odontoperiosteum** (*o-don'-to-per-e-os'-te-um*). Synonym of *Periodontium*.
- Odontophatne** (*o-don-to-fat'-ne*). Synonym of *Alveolus*.
- Odontophatnitis** (*o-don-to-fat-ni'-tis*). Synonym of *Odontobothriitis*.
- Odontophore** (*o-don'-to-for*) [ὀδοῦς, tooth; φέρειν, to bear]. In biology, a comprehensive name for those mouth-parts of a mollusc known as *rasp, radula, radular apparatus, buccal mass, lingual ribbon, or tongue*.
- Odontophorous** (*o-don-toff'-or-us*) [ὀδοῦς, tooth; φέρειν, to bear]. Bearing or having teeth.
- Odontophyia** (*o-don-to-fi'-e-ah*) [ὀδοῦς, tooth; φύνειν, to grow]. Dentition.
- Odontopiesther** (*o-don-to-pi-es'-ter*) [ὀδοῦς, tooth; πιεστήρ, squeezer]. An instrument for exerting pressure on the teeth; it is used to relieve odontalgia.
- Odontoplerosis** (*o-don-to-ple-ro'-sis*) [ὀδοῦς, tooth; πλήρωσις, filling]. The filling of teeth.
- Odontopraxis** (*o-don-to-pri'-sis*) [ὀδοῦς, tooth; πρίσις, a sawing]. Stridor dentium, or grinding of the teeth.
- Odontorine, Odontorrhine** (*o-don-to-rin'*) [ὀδοῦς, tooth; ῥίνη, file]. A tooth-file. See *File, Dental*.
- Odontorrhagia** (*o-don-to-r-al'-je-ah*) [ὀδοῦς, tooth; ῥηγνύναι, to burst forth]. Hemorrhage from the socket of a tooth.
- Odontorrheumalgia** (*o-don-to-ru-mal'-je-ah*) [ὀδοῦς, tooth; ῥεύμα, flow; ἄλγος, pain]. Rheumatic toothache.
- Odontorrhizopphthisis** (*o-don-tor-iz-off'-this-is*) [ὀδοῦς, tooth; ῥίζα, root; φθίσις, wasting]. Caries of the root of a tooth.
- Odontorthosia** (*o-don-tor-tho'-ze-ah*) [ὀδοῦς, tooth; ὀρθωσις, a straightening]. That part of dental surgery concerned in the straightening of irregularly growing teeth.
- Odontoschisis** (*o-don-tos'-kis-is*) [ὀδοῦς, tooth; σχίζειν, to split]. Splitting of a tooth.
- Odontschism** (*o-don'-to-skizmi*) [ὀδοῦς, tooth; σχίζειν, to split]. A fissure in a tooth.
- Odontoseisis** (*o-don-to-si'-sis*) [ὀδοῦς, tooth; σείσις, a shaking; agitation]. Looseness of the teeth, arising from partial or total destruction of the alveolar processes, caused most frequently by disease of the gums. See *Looseness of the Teeth*.
- Odontosis** (*o-don-to'-sis*) [ὀδοῦς, tooth]. The formation and development of teeth; dentition.
- Odontosisimus** (*o-don-to-siz'-im-us*). See *Looseness of the Teeth*.
- Odontosmegma** (*o-don-to-smeg'-mah*) [ὀδοῦς, tooth;

ομέχειν, to cleanse]. Anything employed for cleaning teeth; a tooth-powder or tooth-brush.

**Odontosporosmos** (*o-don-to-spas'-mos*) [ὀδούς, tooth; σπασμός, spasm]. Convulsions from difficult dentition.

**Odontosphenacelis, Odontosphenacelmus** (*o-don-to-sfas'-el-is, o-den-to-sfas-el-iz'-mus*). Synonyms of *Dental Caries*.

**Odontosteophyte, Odontosteophyton** (*o-don-to-s'-te-o-fit, o-don-to-s-te-off'-it-on*) [ὀδούς, tooth; ὀστέον, bone; φέειν, to grow]. A bony outgrowth from a tooth.

**Odontosteresis** (*o-don-to-ster'-e-sis*) [ὀδούς, tooth; στέρησις, privation]. Loss of the teeth.

**Odontostomatous** (*o-don-to-sto'-mat-us*) [ὀδούς, tooth; στόμα, mouth]. In biology, applied to animals having jaws that bite like teeth.

**Odontostomous** (*o-don-to-s'-to-mus*). Same as *Odontostomatous*.

**Odontosynerismus** (*o-don-to-sin'-er-iz'-mus*) [ὀδούς, tooth; συνερίζω, to strike together]. Chattering of the teeth.

**Odontotechny** (*o-don'-to-tek-ne*) [ὀδούς, tooth; τέχνη, art]. Dental surgery.

**Odontotheca** (*o-don-to-the'-ka*) [ὀδούς, tooth;θήκη, case]. The follicle of a tooth.

**Odontotherapeia** (*o-don-to-ther-ap'-i'-ah*) [ὀδούς, tooth; θεραπεύειν, to heal]. See *Odontotherapy*.

**Odontotherapy** (*o-don-to-ther'-ap-e*). Dental therapeutics; the treatment or care of the teeth.

**Odontothrypsis** (*o-don-to-thrip'-sis*). See *Odontotriphsis*.

**Odontotrimma** (*o-don-to-trim'-ah*) [ὀδούς, tooth; τρίμμα, a pulverized substance: *pl.*, *Odontotrimmata*]. A tooth-powder.

**Odontotriphsis** (*o-don-to-trip'-sis*) [ὀδούς, tooth; τρίβω, to rub]. The natural abrasion or wearing away of the teeth. See *Abrasion of the Teeth*.

**Odontotrophy, Odontotrypy** (*o-don-to'-rif-e, o-don-to'-rip-e*) [ὀδούς, tooth; τρυπάειν, to perforate]. The perforation of a tooth for the purpose of removing pus, or diseased pulp.

**Odophone** (*o'-do-fon*) [odor, smell, scent, odor]. A scale or gamut of odors arranged by the French chemist, Septimus Piesse.

**Odor** (*o'-dor*) [*L.*]. A scent, smell or perfume. Fragrance.

**Odoramentum** (*o-dor-am-en'-tum*) [odoramentum, a perfume; from *odorare*, to perfume]. A remedy used on account of its odor.

**Odoration** (*o-dor-a'-shun*) [odoratio, a smelling]. 1. The act of smelling. 2. The sense of smell.

**Odoriferous** (*o-dor-if'-er-us*) [odor, odor; ferre, to carry]. Bearing odor or scent. Fragrant.

**Odoroscope, Odorscope** (*o'-dor-o-skop, o'-dor-skop*) [odor, odor; σκοπεῖν, to examine]. An instrument for testing odors.

**Odous** (*o'-dus*) [ὀδούς, a tooth]. A tooth.

**O'Dwyer's Method.** See *Treatment, Methods of*. **O'D's Tubes**, peculiar tubes used for intubation of the larynx.

**-odyne, -odynia** (*-o-din, -o-din'-e-ah*) [ὀδύνη, pain]. A suffix denoting pain.

**Odynephatous** (*o-din-ef'-at-us*). Synonym of *Anodyne*.

**Odynephobia** (*o-din-ef'-o'-be-ah*) [ὀδύνη, pain; φόβος, fear]. Morbid dread of pain; algophobia.

**Odynephorous** (*o-din-ef'-or-us*) [ὀδύνη, pain; φέρειν, to bear]. Producing pain.

**Odynphagia** (*o-din-fa'-je-ah*) [ὀδύνη, pain; φαγεῖν, to eat]. Painful deglutition.

**Odynuria** (*o-din-u'-re-ah*) [ὀδύνη, pain; οὔρον, urine]. The painful passage of urine.

**Œciomania** (*e-ke-o-ma'-ne-ah*). See *Oikomania*.

**Œcium** (*e'-se-um*) [οἶκιον, a house: *pl.*, *Œcia*]. In biology, the special receptacle, attached to the zoöcium, in which the ova complete their development into larvæ, in many of the *Cheilostomata* among Polyzoa. The *ovicell*.

**Œcoid** (*e'-koid*). See *Ecoïd*.

**Œcology** (*e-kol'-o'-je*) [οἶκος, a house, family; λόγος, science]. In biology, the science of vegetable and animal economy and activity as shown by their modes of life, *e. g.*, socialism, parasitism. "The terms biology and œcology are not interchangeable, because the latter only forms part of physiology." (Hæckel.)

**Œcophobia** (*e-ko-f'-o'-be-ah*). See *Oikophobia*.

**Œdema, Œdematous** (*e-de'-mah, e-dem'-at-us*). See *Edema, Edematous*.

**Œleoblast** (*e'-le-o-blast*) [ἐλαῖον, oil; βλαστός, germ]. In biology, a mass of large, irregular, non-nucleated, polygonal bodies situated near the cloacal opening of Salpa and other compound Ascidians. The bodies are opaque, coarsely granular and consist of a sort of yolk-material. The function of the œleoblast is undetermined. Vogt called it the *statoblast*; it is also spelled *elæoblast*.

**Œnanthylic** (*e-nan-thil'-ik*). See *Enanthylic*.

**Œnomania** (*e-no-ma'-ne-ah*). See *Enomania*.

**Oertel's Method.** See *Treatment, Methods of*.

**Oese** [Ger.]. In biology, a platinum-wire needle, looped, with a glass handle, employed in bacteriologic investigation.

**Œsophagism** (*e-sof'-aj-izm*). See *Esophagismus*.

**Œsophagitis** (*e-sof'-aj'-it-is*). See *Esophagitis*.

**Œsophagus** (*e-sof'-ag-us*). See *Esophagus*.

**Œstromania** (*es-tro-ma'-ne-ah*). See *Estromania*.

**Œstruation** (*es-tru-a'-shun*). See *Estruation*.

**Œstrum** (*es'-trum*). See *Estrum*.

**Off** [ME., *off*, of: same as preposition *of*]. The name commonly applied to the animal on the right hand side of a yoke of oxen or a team of horses, or to the right side and the right fore-foot and hind-foot of a single animal; the antonym of *near*. **O.-set**, a short, rooting branch. A short stolon.

**Offal** (*off'-awl*) [ME., *offal*, fallen remnants]. Refuse of any kind.

**Official** (*off-ish'-al*) [officium, an office]. In pharmacy and materia medica, a medicine or preparation emanating from and sanctioned by the pharmacopeia.

**Official** (*of-iz'-in-al*) [officina, a workshop]. For sale in the shops; kept on sale in apothecaries' shops; authorized in pharmacy. **O. Preparations**, those that are kept for sale in apothecary stores.

**Offspring** (*off'-spring*) [ME., *ofspring*, progeny]. Descent; family; progeny.

**Ogmomele** (*og-mo-me'-le*) [ὄγμος, furrow; μέλη, probe]. A grooved probe.

**Ogston's Line.** See *Lines, Table of*. **O's Operation.** See *Operations, Table of*.

**Ohio Scratches.** Same as *Army Itch*.

**Ohm** (*om*) [after Dr. G. S. Ohm, an electrician]. In electricity, the unit of resistance. Practically, it is the resistance of a pure silver wire, one meter in length and one millimeter in diameter. The theoretic or absolute unit is  $\frac{1}{1000000000}$  part of the unit practically used. See *Electric Units*. **O's Law.** See *Law*.

**Ohmad** (*o'-mad*) [after Dr. G. S. Ohm, an electrician]. Same as *Ohm*.

**Ohmic** (*o'-mik*) [after Dr. G. S. Ohm, an electrician]. Pertaining to an ohm.

**-oid** (*-oid*) [εἶδος, like]. A suffix signifying likeness or resemblance.

**Oidium** (*o-id'-e-um*) [dim. of ὥν, egg]. A genus of parasitic fungi, *Oidium*, or *Erysiphe tuckeri*; the disease of the vine it causes is called *white disease* or



*Meunier*. **O. albicans** is found in thrush, upon the tongue. **O. lactis**, the white mold found on milk, bread, etc. **O. tuckeri**, the conidian stage of *Erysiphe tuckeri*. See *Mildew*.

**Oidtmann's Purgative**. The rectal injection of glycerin, 10 grams.

**Oigopsid** (*oi-gop'-sid*) [*οίγειν* for *ἀνοίγειν*, to open; *ὄψις*, vision]. In biology, applied to such cephalopods as have an opening in the fibrous capsule of the eye, through which the lens projects (*Loligophes*, *Ommastrephes*); or, the lens being absent, the capsule of the eye becomes an open cup (*Nautilus*). The opposite of *Myopsid*.

**Oikomania** (*oi-ke-o-ma'-ne-ah*) [*οἰκεῖος*, domestic; *μανία*, mania]. Domestic perversity; shrewishness manifested specially in one's own home.

**Oikoid** (*oi'-koid*) [*οἶκος*, house; *εἶδος*, like]. The stroma of red corpuscles, so called by Brücke.

**Oikophobia** (*oi-ko-fo'-be-ah*) [*οἶκος*, house; *φόβος*, dread]. Morbid dread, or dislike of home, or of a house.

**Oil** [*ME., oil*, oil]. A greasy liquid not miscible with water, and usually of lighter specific gravity, composed of glyceryl and a fatty acid. In a wider sense the word is applied also to mineral hydrocarbons and to solid fats. The oils are liquid or solid substances characterized by unctuousness to the touch, and inflammability. They may be volatile or they may be non-volatile or fixed. The term is also applied to any oily substance, as oil of vitriol, *q. v.* See also *Oleum*. **O. of Allspice**, an aromatic oil, and a constituent of bay-rum. Dose  $\text{m}\text{j}-\text{v}$ . See *Pimenta*. **O. of Almond**, an essential volatile oil from almond kernels, used as a perfume in dermatology, and in making *Unguentum aque rosæ*. See *Amygdala*. Dose  $\text{m}\frac{1}{4}-\text{j}$ . **O. of Amber**, an essential oil. It is a stimulant, antispasmodic, and diuretic internally, and externally an irritant and rubefacient. Dose *gtt. v-x*. See *Succinum*. **O. of American Wormwood**. See *O. of Chenopodium*. **O. of Anda**, an essential oil from *Joannesia princeps*. It is a purgative. Dose *gtt. l-lxx*. **O. of Anise**, a volatile oil; it is an ingredient of paregoric. Dose  $\text{m}\text{j}-\text{v}$ . **O. of Asafetida**, a volatile oil; a carminative and antispasmodic. Dose *gtt. j-ij*. **O.-bag**, in biology, a bag or cyst containing oil. **O., Banks**, an unrefined cod-liver oil obtained from the livers which are allowed to putrefy in barrels on the ships. It is darker and more offensive than the better oils. **O. of Basil**, a flavoring agent. **O. of Bay**, a narcotic volatile oil from the berries of *Laurus nobilis*. **O. of Bayberry**, an oil from the leaves of *Myrica asris*, used in the manufacture of bay-rum. **O. of Ben**, a fixed oil from the seeds of *Moringa pterygosperma*; it is used internally as a purgative, and externally in gout and rheumatism. **O. of Benzoin**, an essential oil used in perfumery. **O. of Bergamot**, a volatile oil from the fruit of *Citrus bergamia*, used in the manufacture of perfumes. **O. of Black Mustard**, a fixed oil from the seeds of *Sinapis nigra*. It is used in pharmacy and as a carminative. Dose  $\text{m}\frac{1}{8}-\frac{1}{4}$ . See *Sinapis*. **O. of Black Pepper**, a volatile oil from the unripe fruit of *Piper nigrum*. Externally it is an irritant; internally, a carminative. Dose  $\text{m}\frac{1}{4}-\text{j}$ . See *Piper*. **O.-blue**. See *Pigments, Conspectus of*. **O., Bone**, a volatile product obtained by the dry distillation of bones. **O., British**, a rubefacient liniment. It is a variety of petroleum. **O. of Cade**, an oil derived from the wood of *Juniperus communis*, and used in dermatology. See *Juniper*. **O. of Cajuput**, a volatile oil distilled from the leaves of *Leukadendron cajuputi*. Its actions are similar to those of *O. of Turpentine*.

Dose  $\text{m}\text{j}-\text{v}$ . **O.-cake**, a side-product obtained in the manufacture of oils. It is a compacted mass of crushed seeds or nuts, from which the oil has been expressed or extracted. It contains all of the woody fiber and mineral matter of the seed or nut, the residue of oil or fatty matter not extracted, and, that which gives it special value, the proteids or nitrogenous constituents. It is a most valuable cattle-food and is used as a basis for artificial fertilizers. The following table gives the composition of a number of the most important oil-cakes (*Sadtler's Industrial Organic Chemistry*). **O. of Calamus**, a volatile oil from the

	WATER.	FAT.	NON-NITROGENOUS MATERIALS WOODY FIBER.	ASH.	PROTEID MATE- RIAL.	NITROGEN, PER CENT.
Earth-nut cake,	11.50	8.80	31.10	7.25	41.35	6.80
Cotton-seed cake,	13.00	7.50	51.00	8.50	20.00	2.90
Rape-oil cake,	10.12	9.23	41.93	6.48	31.88	5.00
Colza-oil cake,	11.35	9.00	42.82	6.28	30.55	4.50
Sesame-oil cake,	10.35	10.10	38.80	9.80	31.93	5.00
Beech-nut cake,	11.40	8.50	49.80	5.30	24.00	3.20
Linseed cake,	10.56	9.83	44.61	6.50	28.50	4.25
Camelina cake,	9.60	9.20	50.90	7.00	23.30	3.60
Poppy-oil cake,	9.50	8.90	37.67	11.43	32.50	5.00
Sunflower-oil cake,	10.20	8.50	48.90	11.40	21.00	2.40
Hempseed cake,	10.00	8.26	48.00	12.24	21.50	3.30
Palm-nut cake,	9.50	8.43	40.95	10.62	30.40	4.50
Cocoa-nut cake,	10.00	9.20	40.50	10.50	30.00	4.50

root of *Acorus calamus*. It is a stomachic. **O. of Camomile**, from the flowers of *Anthemis nobilis*. It is a stomachic. **O., Camphorated**, one impregnated with camphor; a solution of camphor in olive-oil. See *Camphor*. **O. of Camphorwood**, an essential oil from *Dryobalanops aromatica*. Its properties are similar to those of camphor. **O., Canadian**, oil of winter-green. **O. of Cananga**, an essential oil from the flowers of *Cananga odorata*, used in the manufacture of perfumery. **O. of Caraway**, a volatile oil from the fruit of *Carum carvi*. It is a carminative and flavoring agent. Dose  $\text{m}\text{j}-\text{v}$ . See *Carum*. **O. of Cardamom**, a volatile oil from the seeds of *Elettaria cardamomum*. It is a carminative. **O. of Carmaru**, a fixed oil from the fruit of *Dipteryx eboënsis*. It is used in manufacturing perfumes. **O., Carron**, a useful application to burns, consisting of equal or nearly equal parts of linseed-oil and lime-water. It is named after the Carron iron-works in Scotland, where it was first employed. **O. of Cassia**, an essential oil from the bark and buds of *Cassia lignea*, used in making perfumery. **O. of Castonha**, a fixed oil from *Brazil-nuts*, used in making perfumery. **O., Castor**, a fixed oil from the seeds of *Ricinus communis*, used as a purgative. Dose  $\frac{3}{4}\text{ss}$ . See *Ricinus*. **O. of Celery**, an essential oil from the fruit and leaves of *Apium graveolens*. It has emmenagogic properties. See *Apium*. **O., Cedar**, a fragrant oil obtained from the red Virginia cedar, used in microscopy as a clarifying agent. **O., Chabert**, an oil consisting of

3 parts of oil of turpentine and 1 of animal oil. It is used as is *O. of Turpentine*. **O. of Chaumoogra**, a fixed oil expressed from the seeds of *Gynocardia odorata*. It is used in dermatology and rheumatism. Dose gtt. v-x. **O. of Chenopodium**, a volatile oil derived from the fruit of *Chenopodium anthelminticum*. It is an efficient anthelmintic. Dose m v-xv. **O. of Cinnamon**, a volatile oil from the bark of *Cinnamomum zeylanicum*. It is used in medicine and perfumery. Dose gtt. j-v. **O. of Cloves**, an essential oil from cloves. It is used in histology, dentistry, and perfumery. **O., Cod-liver**. See *Morruha*. **O. Color**. See *Pigments, Colors and Dyestuffs*. **O. of Copaiba**, a volatile oil from the *Balsamum copaibae*. It is used as a diuretic. Dose m x-xv. **O. of Coriander**, a volatile oil from the fruit of *Coriandrum sativum*. It is a carminative. Dose m ij-v. **O., Croton**, a fixed oil from the seeds of *Croton tiglii*. It is a purgative. Dose m ½-ij. **O. of Cubebs**, a volatile oil from the fruit of *Piper cubeba*. It is a stimulant diuretic. Dose m v-xx. **O., Dead**, a heavy oil. **O., Drying**, one that on drying loses its oily properties and becomes a transparent flexible solid. Such oils are used as bases of paints and varnishes. **O., Dugong**, an oil from the blubber of dugongs, used sometimes as a substitute for cod-liver oil. **O.-emulsion**, an emulsion containing expressed oil of almonds 15 parts; acacia 15 parts, syrup of acacia 20 parts; orange-flower water 15 parts, and water 100 parts. **O. of Ergot**, a fixed oil from the ergot of rye. It is an ebolic. See *Ergot*. **O. of Erigeron**, a volatile oil from the herb *Erigeron canadense*. Its action is the same as that of oil of turpentine. Dose m x-3 ss. **O., Essential**, a volatile oil, so called because it contains the essence or active principle of the plant. **O., Ethereal**, heavy oil of wine, *q.v.*; also an essential oil. **O. of Eucalyptus**, a volatile oil from *E. globulus*, and other species of *Eucalyptus*. It is an antiseptic and stomachic. Dose m v-xxx. **O. of Eulachon**, an oil from the blubber of candle-fish, used as a substitute for cod-liver oil. **O. of Euphorbia**, a cathartic oil from the seeds of *Euphorbia lathyris*. **O., Fatty**, a fixed oil. The fatty oils, as distinguished from the mineral oils and the volatile oils, belong to the class of compound ethers. They are salt-like bodies, composed of characteristic acids (oleic, palmitic, and stearic), known as fatty acids, in combination with an alcohol or base. In most cases the base is the triatomic alcohol, glycerin, so that the oils are said to be glycerids of the several fatty acids. Some few, known as waxes, do not contain glycerin, but, instead, a monatomic alcohol in combination with the fatty acid. Most of the animal and vegetable fats contain three proximate constituents, olein, palmitin and stearin, the combinations of oleic, palmitic, and stearic acids respectively with glycerin. In the more liquid oils the olein predominates, in the more solid, palmitin or stearin. The so-called "drying oils" contain a different acid—linoleic acid—in combination with glycerin. The fish-oils contain a variety of the lower fatty acids and some solid unsaponifiable alcohols like cholesterol. The most satisfactory classification of the oils and fats, is that of A. H. Allen, which is here given in abstract. I. *Olive-oil Group*.—Vegetable oleins. Vegetable non-drying oils. These are lighter than the oils of groups II, III, and IV, and yield solid elaidins with nitrous acid. The group includes olive, almond, earth-nut, ben, rape-seed, and mustard oils. II. *Cotton-seed-oil Group*.—Intermediate between drying and non-drying oils. These oils undergo more or less drying on exposure and yield little or no elaidin. This

group includes cotton-seed, sesamé, sun-flower, hazelnut, and beech-nut oils. III. *Linseed-oil Group*.—Vegetable drying oils that yield no elaidin. They are of less viscosity than the non-drying oils. This group includes linseed, hemp-seed, poppy-seed, niger-seed, and walnut oils. IV. *Castor-oil Group*.—Medicinal oils. These are very viscous and of high density. The group includes castor and croton oils. V. *Palm-oil Group*.—Solid vegetable fats, which do not contain notable quantities of glycerids of the lower fatty acids. The group includes palm-oil, cacao-butter, nutmeg-butter, and shea-butter. VI. *Cocanut-oil Group*.—Solid vegetable fats, in part wax-like. Several of these oils contain notable proportions of the glycerids of the lower fatty acids. The group includes cocoanut-oil, palm-nut-oil, laurel-oil, Japan wax, and myrtle-wax. VII. *Lard-oil Group*.—Animal oleins, which do not dry notably on exposure, and which yield solid elaidins with nitrous acid. The group includes neat's-foot oil, bone-oil, lard-oil, and tallow-oil. VIII. *Tallow Group*.—Solid animal fats. These are predominantly glycerids of palmitic and stearic acids, although butter contains lower glycerids. The group includes tallow, lard, bone-fat, wool-fat, butter-fat, oleomargarin, and manufactured stearin. IX. *Whale-oil Group*.—Marine animal oils, characterized by offensive odor and a reddish-brown color when treated with caustic soda. The group includes whale, porpoise, seal, menhaden, cod-liver, and shark-liver oils. X. *Sperm-oil Group*.—Liquid waxes that are not glycerids but ethers of monatomic alcohols. They yield solid elaidins. The group includes sperm-oil, bottle-nose-oil, and dolphin-oil. XI. *Spermaceti Group*.—Waxes proper. These are compound ethers of the higher monatomic alcohols, with the higher fatty acids in a free state. The group includes spermaceti, beeswax, Chinese wax, and carnauba wax. **O. of Fennel**, a volatile oil from the fruit of *Feniculum officinale*. It is a carminative, and is also used in perfumery. Dose m ij-v. **O., Fixed**, a fatty acid; one of certain bodies soluble in ether and chloroform, and obtained by expression from various organic substances. See *O., Fatty*. **O. of Galanga**, a volatile oil from the root of *Alpinia officinarum*. **O. of Garlic**, an essential oil formerly used in medicine. It is derived from the bulbs of *Allium sativum*. **O. of Geranium**, an essential oil from species of *Pelargonium*, used in the manufacture of perfumery. **O. of Ginger**, an essential oil from the roots of *Zingiber officinale*. It is a carminative and flavoring agent. Dose m ½-j. **O.-gland**, the uropygial gland of birds, secreting the oil used in dressing their plumage. **O.-globules**, in microscopy, are prepared by beating a small drop of clove oil with mucilage. In focusing up with central light, the bright center of the globule is clearest last. With oblique light the bright spot will appear on the side toward the mirror. **O., Grain**, amyl alcohol. **O., Gray**, an oily substance or ointment made by triturating mercury with oil or liquid paraffin. The quantity of mercury varies from 1 to 33 per cent. **O. of Hazel**, a fixed oil from hazel-nuts used in the manufacture of perfumes. **O., Heavy**, the substances distilled from benzene at between 210° and 400° C. **O., Heavy (of wine)**, the product obtained when alcohol is treated with an excess of sulphuric acid. It consists of several ethers and other compounds. **O. of Hedeoma**, oil of pennyroyal, a volatile oil from the leaves and tops of *Hedeoma pulegioides*. It is a carminative, and is used externally to drive away mosquitoes. Dose m ij-x. **O.-immersion**, the use of oil as the medium between the objective and the cover-glass. **O., Infused**, a class of medicated oils,



(*olea infusa*, N. F.), prepared by digesting a drug in ammoniated oil and alcohol, the ammonia and alcohol being evaporated in the process. **O. of Jasmine**, an essential oil from *Jasminum odoratissimum*, used in perfumery. **O. of Jatropa**, a purgative oil derived from the seeds of *Jatropha purgans*. **O. of Jonquin**, an essential oil from the flowers of *Narcissus jonquilla*, used in perfumery. **O. of Juniper**, a volatile oil from the berries of *Juniperus communis*. It is a diuretic and diaphoretic. Dose  $\text{m}j-v-xx$ . **O. of Lavender**, a volatile oil from species of *Lavandula* used as a carminative and flavoring agent. Dose  $\text{m}j-v$ . **O. of Lemon**, a volatile oil from the rind of lemons. It is used in perfumery, and as a flavoring agent. Dose  $\text{m}j-v$ . **O., Light**, the distillates of benzene at between  $110^{\circ}$  and  $210^{\circ}$  C. **O. of Lilies**, an essential oil from the flowers of *Lilium candidum*, used in perfumery. **O., Linseed**. See *Oleum lini*. **O. of Mace**, an essential oil from *Myristica officinalis*, used as a carminative and flavoring agent, and in perfumery. **O. of Marjoram**, an essential oil from *Origanum majorana* used in perfumery. **O., Menhaden**, an oil from the blubber of menhaden, used as a substitute for cod-liver oil. **O., Middle**, the distillation-products of benzene between  $170^{\circ}$  and  $230^{\circ}$  C. **O. of Mignonet**, an essential oil from the flowers of *Reseda odorata* used in perfumery. **O., Mineral**, refined petroleum. **O. of Mint**, an essential oil from *Mentha viridis*, used as a carminative, and in perfumery. Dose  $\text{m}j-v$ . **O. of Mirbane**. See *Mirbane*. **O. of Morrhu**. See *Morrhua*. **O. of Mustard**. See *Sinapis*. **O. of Myrrh**, an essential oil from gum myrrh. **O. of Myrtle**, an essential oil from *Myrtus communis*, used in perfumery. **O., Neatsfoot**, a lubricant oil from the feet of neat cattle. **O. of Neroli**, an essential oil from the flowers of bitter orange, used as a perfume. **O., Nobel's Explosive**, nitroglycerin. **O., Non-drying**, a non-oxidizing oil, such as almond oil. **O., Olive**. See *Olive*. **O. of Orange**. See *Orange*. **O. of Orris**, an essential oil from the roots of *Iris florentina*, used as a perfume and flavoring agent. **O., Ozonized**, an oil containing ozone. Ozonized oil of turpentine is an antidote in phosphorus-poisoning. **O., Palm**. See *Palm*. **O., Parsley**. See *Apiol*. **O. of Pennyroyal**, an essential oil from *Hedeoma pulegioides*. It is a stimulant, emmenagogue, and carminative, and is also used to keep away mosquitoes. Dose gtt.  $ij-x$ . **O. of Pepper**, the volatile oil from the seeds of *Piper nigrum*. **O. of Peppermint**, the volatile oil from *Mentha piperita*. It is a carminative, anodyne, and antiseptic. Dose gtt.  $j-ijj$ . **O., Phosphorated**, an oil charged with phosphorus. **O. of Pimenta**, a volatile oil from the fruit of *Pimenta officinalis*. It is a carminative. Dose gtt.  $ij-vj$ . **O., Provence**, an olive-oil of superior quality. **O., Rock**, petroleum. See *Petrolatum*. **O. of Rose**, an essential oil from the fresh flowers of *Rosa damascena*. It is used as a perfume. See *Attar of Rose*. **O. of Rosemary**, the essential oil from the flowering tops of *Rosmarinus officinalis*. It is a carminative and anodyne. Dose gtt.  $j-ij$ . **O. of Rue**, the essential oil derived from *Ruta graveolens*. It is a vermifuge and emmenagogue. Dose gtt.  $j-v$ . **O. of Sage**, a volatile oil derived from *Salvia officinalis*. It is used as a mouth-wash in stomatitis. **O. of Sandalwood**, *Oleum santali*, distilled from the wood of *Santalum album*. It is used in gonorrhea. Dose gtt.  $x-xx$ . **O. of Sassafras**, a volatile oil from the wood of *Sassafras officinale*. It is a carminative. Dose gtt.  $ij-x$ . **O.-seed**, castor-bean; the seed of the *Ricinus communis*. **O., Shore**, cod-liver oil prepared on shore; it is the finest quality. **O. of Spear-**

mint, an essential oil from *Mentha viridis*. It is a carminative. Dose gtt.  $ij-v$ . **O., Sperm**, a yellowish oil derived from the *Physeter macrocephalus*. It is used as a lubricant. **O. of Spermaceti**, derived from spermaceti. **O., Straits**, the first oil obtained by the exposure of the livers of cod-fish to the sun in casks, on board the ships. **O., Sweet**. See *Oleum olivæ*. **O.-sugar**. See *Oleo-saccharum*. **O. of Tansy**, an essential oil derived from *Tanacetum vulgare*. It is used as an emmenagogue and oxytocic. **O. of Tar**, *Oleum picis liquidæ*, obtained from wood-tar. It has been largely used in dermatology. See *Pix*. **O. of Thyme**, a volatile oil from *Thymus vulgaris*. It yields *Thymol* on oxidation. **O. of Tobacco**, an empyreumatic oil from tobacco, formerly used as an application to ulcers. **O.-tube**, in biology, a longitudinal canal filled with aromatic oil, found in certain fruits. **O., Virgin**, the finest variety of olive-oil, made from olives that are not quite ripe. **O., Volatile**, or *essential oil*, is one characterized by a pungent, aromatic odor. These oils usually vaporize at ordinary temperatures, and leave no permanent stain on paper. **O., Whale**. See under *O., Fatty*. **O. of Wintergreen**, an essential oil from the leaves of *Gaultheria procumbens*. It is used in chronic cystitis and rheumatism. Dose gtt.  $v-x$ .

**Oinomania** (*oi-no-ma'-ne-ah*). See *Enomania* and *Methomania*.

**Ointment** (*oint'-ment*). See *Unguentum*. **O., Ban-ner's**, an ointment used in chronic eczema and favus. It is composed of calomel, 2 drams; burnt alum and carbonate of lead, each 4 drams; Venice turpentine, 6 drams; spermaceti ointment,  $1\frac{1}{2}$  ounces. **O., Cyrillo's**, used by inunction in syphilis. It consists of perchlorid of mercury, 4 parts; lard, 32 parts. **O., Maury's**, an ointment largely used as an application to chronic ulcers. It contains one dram of nitrate of mercury and half a dram each of powdered opium and rhubarb to an ounce of simple ointment.

**Okada, Bacillus of**. See *Bacteria, Synonymatic Table of*.

**Okenian Bodies** [after Lorenz Oken, the naturalist, Jena, 1779-1851]. *Oken'sche Körper*, a name applied by Rathke to the primitive kidneys or Wolffian bodies.

**Old** (*old*) [ME., *old*, old]. Advanced in life; having many years. **O. Age**, senility; senectus.

**Olea** (*o'-le-ah*) [*ēlaia*, the olive-tree]. 1. A genus of trees. See *Olive*. 2. Plural of *Oleum*, *q. v.* **O. infusa**, infused oils.

**Oleaginous** (*o-le-aj'-in-us*) [*oleum*, oil]. Oily.

**Oleamen** (*o-le-a'-men*) [L. : *pl.*, *Oleamina*]. An oily, soft ointment or liniment.

**Oleander** (*o-le-an'-der*). See *Nerium*.

**Oleandrin** (*o-le-an'-drin*) [a corruption from *olea*, olive-tree; *laurus*, laurel]. A poisonous alkaloid from *Nerium oleander*.

**Oleate** (*o'-le-āt*) [*oleum*, oil; *pl.*, *Oleata*]. A salt formed from oleic acid. A mixture of oleic acid with certain medicinal principles. There are three official oleates in pharmacy, *oleatum hydragryri*, *oleatum veratrinae*, and *oleatum zinci*, neither of which is a definite chemically compound. The *oleatum aconitinae*, *oleatum plumbi*, and *oleatum quinine* are recognized in the National Formulary.

**Olecranal, Olecranial** (*o-lek'-ran-al, o-lek-ra'-ne-al*) [*ὠλέκρανον*, the head of the elbow]. Pertaining to the olecranon.

**Olecranarthritis** (*o-lek-ran-ar-thrit'-tis*) [*ὠλέκρον*, head of elbow; *ἄρθρον*, joint; *ιτις*, inflammation]. Inflammation of the elbow-joint.

**Olecranarthroceae, Olecranocace** (*o-lek-ran-arth-rok'-*

*as-e, o-lek-ran-ok'-as-e*) [ὠλέκρανον, the head of the elbow; ἄρθρον, joint; κακός, evil]. Inflammation of the elbow-joint.

**Olecranon** (*o-lek'-ran-oid*) [ὠλέκρανον, head of the elbow; εἶδος, like]. Resembling the olecranon. **O. Fossa**, the fossa at the dorsal side of the distal end of the humerus for the reception of the olecranon.

**Olecranon** (*o-lek'-ran-on*) [ὠλέκρανον; ὠλένη, elbow; κράνιον, head]. The large process forming the head of the ulna.

**Olefant Gas** (*o-lef'-e-ant*) [*oleum*, oil; *ficare*, to make]. Heavy oil of carbon. See *Ethylene*.

**Olefin** (*o'-lef-in*) [*oleum*, oil; *ficare*, to make]. The name of a series of unsaturated hydrocarbons containing two hydrogen atoms less than the paraffins or ethanes,  $C_nH_{2n}$ . They are produced with paraffins in the dry distillation of many complicated carbon compounds; hence their presence in illuminating gas and in tar-oils. The lower members of the series are gases; the intermediate members, ethereal liquids; the higher (from  $C_{16}H_{32}$  up), solids. They boil at points a few degrees higher than the corresponding paraffins. For *Table of Olefins* see under *Hydrocarbon*.

**Oleic Acid** (*o'-le-ik*). See *Acid*.

**Oleiferous** (*o-le-if'-er-us*) [*oleum*, oil; *ferre*, to bear]. Producing oil.

**Olein** (*o'-le-in*) [*oleum*, oil],  $C_{57}H_{104}O_6$ . One of the most widely distributed of the natural fats; the trioleic ether of glyceryl. It is a colorless oil at ordinary temperatures, with little odor and a faint sweetish taste, insoluble in water, readily soluble in alcohol and ether.

**Oleo-** (*o'-le-o-*) [*oleum*, oil]. A prefix to denote connection with or relation to an oil.

**Oleomargarin** (*o-le-o-mar'-gar-in*) [*oleum*, oil; μάργαρας, the pearl oyster]. Butterin; an artificial butter made by removing the excess of stearin from tallow or suet (or from lard in winter seasons), and flavoring the residue with the natural flavoring-principle of butter. The fat is melted at a temperature not exceeding  $110^{\circ}F$ .—otherwise the product becomes granular and coarse—and in cooling, the excess of stearin is separated by crystallization; the remainder is oleomargarin. When prepared from pure materials, the artificial product is less liable to become rancid than ordinary dairy butter, being free from the bacteria frequently found in the latter. The following analysis of oleomargarin is given by Dr. Bell:—

ANALYSIS OF OLEOMARGARIN OR BUTTERIN.

WATER.	SALT.	CURD.	FAT.	SPECIFIC GRAVITY AT $100^{\circ}F$ .	PERCENTAGE OF FIXED ACIDS.	PERCENTAGE OF SOLUBLE ACIDS.	MELTING-POINT, FAHRENHEIT.
14.30	3.81	0.48	81.41	903.84	94.34	..	$82^{\circ}$
11.21	1.70	1.73	85.36	902.34	94.83	0.66	$78^{\circ}$
12.33	4.00	1.09	82.58	903.15	95.04	0.47	$79^{\circ}$
5.32	1.09	0.67	92.92	903.79	96.29	0.23.	$81^{\circ}$
13.21	3.99	1.07	81.73	901.36	95.60	0.16	$78^{\circ}$

**Oleometer** (*o-le-om'-et-er*) [*oleum*, oil; μέτρον, measure]. An instrument for ascertaining the weight and purity of oil.

**Oleoresin** (*o-le-o-res'-in*) [*oleum*, oil; *resina*, resin; *pl.*, *Oleoresina*]. In pharmacy, a preparation consisting

chiefly of a mixture of natural oils and resins extracted from vegetables by percolation with stronger ether. There are six official *oleoresinae*.

**Oleosaccharum** (*o-le-o-sak-ar'-um*) [*oleum*, oil; σάκχαρον, sugar; *pl.*, *Oleosacchara*]. An oil-sugar; a preparation made by saturating thirty grains of sugar with one drop of volatile oil.

**Oleose** (*o'-le-öz*) [*oleosus*, oily]. Oily.

**Oleosity** (*o-le-ös'-it-e*) [*oleosus*, oily]. The property of being oily or fatty.

**Oleous** (*o'-le-us*) [*oleosus*, oily]. Oily; having the character of oil.

**Olera** (*o-ler'-ah*) [*olus*, a pot-herb]. In biology, the name given by early botanists to the kitchen-herbs.

**Oleraceous** (*o-ler-a'-se-us*) [*olus*, a pot-herb; *oleraceus*, resembling herbs]. Esculent, as a pot-herb.

**Oleum** (*o'-le-um*) [L.: *pl.*, *Olea*]. See *Oil*. **O. æthereum**, ethereal oil, a volatile liquid consisting of equal volumes of heavy oil of wine, and ether. **O. catharticum**, oil of juniper. See *Juniper*. **O. cetaceum**, whale-oil. **O. cinereum**. See *Gray Oil*. **O. fagi**, the empyreumatic oil of beech, useful in various skin-diseases. Unof. **O. phosphoratum**. See *Oil*, *Phosphorated*, and *Phosphorus*. **O. rusci**, Russian oil; the empyreumatic oil of birch, useful in various skin-diseases. Unof. **O. terræ**, rock-oil.

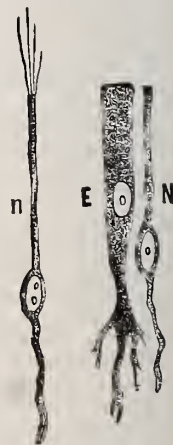
**Olfaction** (*ol-fak'-shun*) [*olfacere*, to smell]. The function of smelling.

**Olfactive** (*ol-fak'-tiv*) [*olfacere*, to smell]. Synonym of *Olfactory*. **O. Angle**, the angle formed by the line of the olfactory fossa and the os planum of the sphenoid bone.

**Olfactometer** (*ol-fak-tom'-et-er*) [*olfactus*, smell; μέτρον, measure]. An instrument for measuring the power of smell in any given case.

**Olfactor** (*ol-fak'-tor*) [*olfacere*, to smell]. A unit of olfactory sensibility.

**Olfactory** (*ol-fak'-to-re*) [*olfacere*, to smell]. Pertaining to the sense or organ of smell. **O. Angle**. See *Olfactive Angle*. **O. Bulb**. See *Bulb*. **O. Cells**. The cells of the nasal fossæ forming the peripheral end-organs of the olfactory apparatus. **O. Center**, the cerebral center that appreciates smell, supposed by Munk to be in the hippocampal gyrus. **O. Cleft**, a slit between the tip of the middle turbinated bone and the nasal septum. **O. Clubs**, the *clavilla marginales*, or *condyli marginales* of medusæ. **O. Foramina**. See *Foramina*, *Table of*. **O. Fossa**. See *Fossa*. **O. Ganglion**, the olfactory bulb. **O. Glomeruli**. See *Glomerulus*. **O. Groove**. See *O. Sulcus*. **O. Lobe**, the olfactory tubercle, tract, bulb, and roots, considered as a whole. **O. Membrane**, the mucous membrane of the nose. **O. Nerve** (*Stirling*). See *Nerves*, *Table of*. **O. Pit**, the primitive ectodermal invagination to become the nasal cavity. **O. Plate**, one of the two areas of thickened ectoderm immediately above the primitive oral cavity, and in contact with the wall of the fore-brain; it is the earliest indication of the nasal mucous membrane. **O. Region**, the area of distribution of the olfactory nerve. **O. Roots**, the regions connecting the olfactory tract with the cerebral hemispheres. **O. Sulcus**, the furrow for the olfactory tract



OLFACTORY CELLS.  
N. From human being.  
E. Supporting cell.



and bulb on the cribriform plate of the ethmoid, and on the orbital surface of the cerebral hemispheres. **O. Tract**, the central portion of the olfactory lobe, terminating anteriorly in the olfactory bulb, and posteriorly in the olfactory tubercle. **O. Trigone**, a triangular gray area forming the base of the *O. Tuber*. **O. Tuber**, **O. Tubercle**. See *Tuber*. **O. Ventricle**, a prolongation of the cavity of the lateral ventricle into the olfactory lobe. It is rarely found in the adult brain, though present in the fetus and in most animals.

**Olibanum** (*ol-ib'-an-um*) [Ar., *al-lubān*, frankincense]. A gum-resin produced by various Asiatic and E. African trees, mainly of the genus *Boswellia*; true frankincense. It is now little used, except in certain plasters and as a fumigant. Unof.

**Olibene** (*ol'-ib-en*) [Ar., *al-lubān*, frankincense],  $C_{10}H_{16}$ . A hydrocarbon found in oil of olibanum.

**Oligæmia** (*ol-ig-e'-me-ah*). See *Oligemia*.

**Oligandrous** (*ol-ig-an'-drous*) [ὀλίγος, few; ἀνήρ, a male]. In biology, having few stamens.

**Oliganthous** (*ol-ig-an'-thus*) [ὀλίγος, few; ἄνθος, a flower]. In biology, having few flowers.

**Oligarch** (*ol'-ig-ark*) [Ὀλιγαρχία, contentment with little]. In biology, containing few fibro-vascular bundles; applied also to fibro-vascular bundles that have few rays.

**Oligemia** (*ol-ig-e'-me-ah*) [ὀλίγος, scant; αἷμα, blood]. A diminished quantity of the blood. **O. hypalbuminosa**, diminution in the proteids of the blood. **O. sicca**, diminution in the volume of blood by loss of water. **O. vera**, diminution in the quantity of the blood, as a whole.

**Oligemidria** (*ol-ig-em-id'-re-ah*). Synonym of *Anhydremia*.

**Olighydria** (*ol-ig-hi'-dre-ah*) [ὀλίγος, scanty; ὕδωρ, water]. Deficiency of the fluids of the body.

**Oligo-** (*ol'-ig-o-*) [ὀλίγος, few]. A prefix that signifies want or deficiency.

**Oligoblennia** (*ol-ig-o-blent'-e-ah*) [ὀλίγος, little; βλέννα, mucus]. A deficient secretion of mucus.

**Oligocardia** (*ol-ig-o-kar'-de-ah*) [ὀλίγος, few; καρδία, heart]. Abnormal smallness of the heart.

**Oligocarpous** (*ol-ig-o-kar'-pus*) [ὀλίγος, few; καρπός, fruit]. In biology, having few fruits.

**Oligocatantæ** (*ol-ig-o-kat-an'-tæz*) [ὀλίγος, scant; κατάνηξ, steep]. Lissauer's term for a skull in which the angle formed between the radius fixus and the line joining the hornion and the staphylion is between 20° and 23°.

**Oligocholia** (*ol-ig-o-ko'-le-ah*) [ὀλίγος, few; χολή, bile]. A deficiency of bile.

**Oligochromemia** (*ol-ig-o-kro-me'-me-ah*) [ὀλίγος, few; χρώμα, color; αἷμα, blood]. Deficiency of hemoglobin in the blood.

**Oligochromemic** (*ol-ig-o-kro-me'-mik*) [ὀλίγος, few; χρώμα, color; αἷμα, blood]. Pertaining to, affected with, or of the nature of, oligochromemia.

**Oligochrosis** (*ol-ig-o-kro'-sis*) [ὀλίγος, few; χρώσις, a coloring]. Deficiency of hemoglobin in the blood-corpuscles.

**Oligochylia** (*ol-ig-o-ki'-le-ah*) [ὀλίγος, scant; χυλός, chyle]. A deficiency of chyle.

**Oligochymia** (*ol-ig-o-ki'-me-ah*) [ὀλίγος, scant; χυμός, juice]. A deficiency of chyme.

**Oligocopia** (*ol-ig-o-ko'-re-ah*) [ὀλίγος, few; κόπρος, excrement]. Deficiency of excrement.

**Oligocystic** (*ol-ig-o-sis'-tik*) [ὀλίγος, few; κύστις, cyst]. Having few cysts or open spaces.

**Oligocythemia** (*ol-ig-o-si'-the'-me-ah*) [ὀλίγος, few; κύτος, cell; αἷμα, blood]. A deficiency of red corpuscles in the blood; a symptom of nearly all forms of anemia, but especially of pernicious anemia.

**Oligodacrya** (*ol-ig-o-dak'-re-ah*) [ὀλίγος, few; δάκρυον, tear]. Deficiency of the tears.

**Oligodactylia** (*ol-ig-o-dak'-til'-e-ah*) [ὀλίγος, few; δακτύλος, finger]. A condition characterized by a deficiency of fingers.

**Oligoerythrocythemia** (*ol-ig-o-er-ith-ro-si-the'-me-ah*) [ὀλίγος, scanty; ἐρυθρός, red; κύτος, cell; αἷμα, blood]. Deficiency of the coloring-matter of the red corpuscles of the blood.

**Oligogalactia** (*ol-ig-o-gal'-ak'-le-ah*) [ὀλίγος, scant; γάλα, milk]. Deficiency in the secretion of milk.

**Oligohemia** (*ol-ig-o-he'-me-ah*). See *Oligemia*.

**Oligohydramnios** (*ol-ig-o-hi'-dram'-ne-os*) [ὀλίγος, scant; ὕδωρ, water; ἀμνίον, the amnion]. A deficiency in the quantity of the amniotic fluid. It is a rare condition, occurring once in 3000 or 4000 pregnancies.

**Oligohydria** (*ol-ig-o-hi'-dre-ah*). Same as *Olighydria*.

**Oligokatantæ** (*ol-ig-o-kat-an'-tæz*). See *Oligocatantæ*.

**Oligomania** (*ol-ig-o-ma'-ne-ah*) [ὀλίγος, few; μανία, madness]. Insanity with delusions relating to a few subjects. Cf. *Oligopsychia*.

**Oligomenorrhea** (*ol-ig-o-men-or-e'-ah*) [ὀλίγος, few; μήν, month; ροία, flow]. Insufficiency of the menstrual flow.

**Oligomerous** (*ol-ig-on'-er-us*) [ὀλίγος, few; μέρος, part]. In biology, having few segments, somites, members, or metameræ.

**Oligopepsia** (*ol-ig-o-pep'-se-ah*) [ὀλίγος, scant; πέψις, digestion]. Feebleness of digestion.

**Oligopetalous** (*ol-ig-o-pet'-al-us*) [ὀλίγος, few; πέταλον, a petal]. In biology, having only a few petals.

**Oligophyllous** (*ol-ig-off'-il-us*) [ὀλίγος, few; φύλλον, a leaf]. In biology, having few leaves.

**Oligopionia** (*ol-ig-o-pi-o'-ne-ah*) [ὀλίγος, scant; πίων, fat]. Wasting; emaciation.

**Oligopodous** (*ol-ig-op'-o-dus*) [ὀλίγος, few; πούς, a foot]. In biology having only a few feet.

**Oligoposia** (*ol-ig-o-po'-ze-ah*) [ὀλίγος, scanty; πόσις, drink]. Defective desire for drinking.

**Oligopsychia** (*ol-ig-op-si'-ke-ah*) [ὀλίγος, scant; ψυχή, mind]. Fatuity; imbecility.

**Oligopyrenemia** (*ol-ig-o-pi-ren-e'-me-ah*) [ὀλίγος, scanty; πυρήν, a fruit-stone; αἷμα, blood]. Deficiency of red corpuscles in the blood.

**Oligoria** (*ol-ig-o'-re-ah*) [ὀλίγος, few, scant; ὥρα, heed, notice]. Susceptibility to but few mental impressions; oligopsychia.

**Oligosepalous** (*ol-ig-o-sep'-al-us*) [ὀλίγος, few; sepalum, a sepal]. In biology, having only a few sepals.

**Oligosialia** (*ol-ig-o-si'-le-ah*) [ὀλίγος, scant; σιάλον, saliva]. Deficiency of saliva.

**Oligospermatic** (*ol-ig-o-sper-mat'-ik*) [ὀλίγος, scant; σπέρμα, seed]. Pertaining to oligospermia.

**Oligospermia** (*ol-ig-o-sper'-me-ah*) [ὀλίγος, scant; σπέρμα, seed]. A deficiency in the secretion of semen.

**Oligospermism** (*ol-ig-o-sperm'-izm*). See *Oligospermia*.

**Oligospermous** (*ol-ig-o-sper'-mus*) [ὀλίγος, few; σπέρμα, seed]. In biology, having few seeds.

**Oligospondylous** (*ol-ig-o-spon'-dil-us*) [ὀλίγος, few; σπόνδυλος, vertebra]. Having fewer vertebræ than normal.

**Oligosteatosi** (*ol-ig-o-ste-at-o'-sis*) [ὀλίγος, scant; στέαρ, tallow]. Deficiency of the sebaceous secretion.

**Oligostemonous** (*ol-ig-o-ste'-mon-us*) [ὀλίγος, few; στήμων, stamen]. Same as *Oligandrous*.

**Oligotokous** (*ol-ig-o'-o-kus*) [ὀλίγος, few; τέκτειν, τεκνέιν, to bear]. In biology, producing few at a birth.

**Oligotrichia** (*ol-ig-o-trik'-e-ah*) [ὀλίγος, few, scant; θρίξ, hair]. Scantiness or thinness of the hair.

**Oligotrophous** (*ol-ig-ot'-ro-fus*) [*ὀλίγος*, scant; *τροφή*, nourishment]. Only slightly nutritious.

**Oligotrophy** (*ol-ig-ot'-ro-fe*) [*ὀλίγος*, few; *τροφή*, nourishment]. Defective or imperfect nutrition.

**Oligozoöspemia** (*ol-ig-o-zo-o-sper'-me-ah*) [*ὀλίγος*, few; *ζῶον*, animal; *σπέρμα*, seed]. Abnormal fewness of the spermatozoa.

**Oliguresis** (*ol-ig-u-re'-sis*). See *Oliguria*.

**Oliguria** (*ol-ig-u'-re-ah*) [*ὀλίγος*, scanty; *οὖρον*, urine]. A diminution in the quantity of urine excreted.

**Oligydria** (*ol-ig-id'-re-ah*) [*ὀλίγος*, scanty; *ιδρώς*, sweat]. Ichidrosis; a deficiency in the sweat.

**Olisthema** (*ol-is-the'-mah*) [*ὀλισθάνειν*, to slip]. Dislocation.

**Oliva** (*o-le'-vah*) [L.]. The olivary body of the brain.

**Olivaceous** (*ol-iv-a'-se-us*) [*oliva*, olive]. In biology, olive-green.

**Olivæ, Oleum** (*o-le'-ve o'-le-um*). See *Olive-oil*.

**Olivary** (*ol'-iv-a-re*) [*oliva*, olive]. Pertaining to an olive; like an olive. In anatomy, pertaining to the oliva. **O. Bodies**, the olive-shaped bodies laterad of the anterior pyramids of the medulla oblongata. **O. Eminence**, the small, rounded, transverse prominence of the body of the sphenoid bone immediately cephalad of the pituitary fossa. **O. Fasciculus**. See *Fasciculus*. **O. Nucleus**, the corpus dentatum of the olivary body. **O. Peduncle**, the mass of fibers entering the hilum of the olivary body. **O. Process**. See *Process*.

**Olive** (*ol'-iv*) [*oliva*, an olive]. 1. The olive-tree. 2. The fruit of the olive-tree. 3. The Olivary Body, *q. v.* **O.-oil, Oleum oliværæ**; *Sweet Oil, Salad Oil*; the oil expressed from the fruit of *Olea europæa*. The purest oil is nearly inodorous, pale-yellow, with a pure oily taste, and a specific gravity of .918 at 15° C. It does not decompose or become rancid easily, and congeals at 32° F. to a granular solid mass. It is used extensively as an article of food or condiment, in pharmacy, as an illuminant and lubricant, in soap-making, and as a cathartic in the place of castor oil.

**Olive, Sign of**. See *Signs and Symptoms, Table of*.

**O.'s Test**. See *Tests, Table of*.

**Oliverin** (*ol-iv'-er-in*) [*oliva*, olive]. A body obtained from *Olea europæa*; it has been used instead of quinin. Unof.

**Oliviform** (*ol-iv'-if-orm*) [*oliva*, an olive; *forma*, form]. In biology, olive-shaped.

**Olivil** (*ol-iv-il*) [*oliva*, olive; *ύλη*, matter],  $C_{14}H_{18}O_5$ . A crystalline body found in resin of wild olives.

**Ollier's Layer**. See *Layer, Osteogenetic*.

**Olophlyctis** (*ol-o-flik'-tis*) [*ὀλοφλκτὶς*, herpes]. Herpes; a dark vesicular skin-eruption. [Rare.]

**Olophonia** (*ol-o-fō'-ne-ah*) [*ὅλος*, whole; *φωνή*, voice]. The condition of having a loud and harsh voice.

**-oma** (*-o'-mah*) [*ōma*, tumor; *pl.*, *-omata*]. A termination signifying a neoplasm or tumor.

**Omaccephalus** (*o-mas-ef'-al-us*) [*ὤμος*, shoulder; *κεφαλή*, head]. A variety of omphalositic monsters of the species paracephalus, in which there are present the characteristics of paracephalus except that there is more imperfect development, with absence of the upper extremities.

**Omagra** (*o-ma'-grah*) [*ὤμος*, shoulder; *ἄγρα*, seizure]. Gout in the shoulder.

**Omalgia** (*o-mal'-je-ah*) [*ὤμος*, shoulder; *ἄλγος*, pain]. Pain about the shoulder.

**Omarthralgia** (*o-mar-thral'-je-ah*) [*ὤμος*, shoulder; *ἄρθρον*, joint; *ἄλγος*, pain]. Pain in the shoulder-joint.

**Omarthritis** (*o-mar-thri'-tis*) [*ὤμος*, shoulder; *ἄρθρον*, joint; *ιτις*, inflammation]. Inflammation of the shoulder-joint.

**Omarthrocace** (*o-mar-throk'-as-e*) [*ὤμος*, shoulder; *ἄρθρον*, joint; *κακός*, evil]. Disease of the shoulder-joint.

**Omasal** (*o-ma'-sal*) [*omasum*, a paunch]. Pertaining to the omasum.

**Omasum** (*o-ma'-sum*) [*omasum*, a paunch; *pl.*, *Omasa*]. The third stomach of a ruminant; it is also called the *psalterium*, and *manypplies*. Cf. *Abomasum*; *Reed*.

**Omatocia** (*o-mat'-o'-se-ah*). See *Omotocia*.

**Omeire** (*o-mi'-ra*) [African]. A vinous and acetous fermented milk used in parts of Africa.

**Omelysis** (*o-me'-lis-is*) [*ὀμήλσις*, bruised meal of raw corn]. Barley or wheat-meal used for poultices.

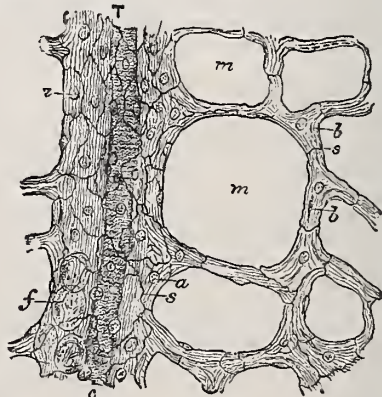
**Omental** (*o-men'-tal*) [*omentum*, the caul]. Pertaining to the omentum. **O. Foramen**. See *Foramina, Table of*. **O. Hernia**. See *Epiptocoe*. **O. Sac**. See *Sac*.

**Omentitis** (*o-men-ti'-tis*) [*omentum*, omentum; *ιτις*, inflammation]. Inflammation of the omentum or caul.

**Omentocoele** (*o-men'-to-sēl*) [*omentum*, omentum; *κήλη*, hernia]. Omental hernia.

**Omentulum** (*o-men'-tu-lum*) [*dim.* of *omentum*, *omentum*]. The smaller omentum.

**Omentum** (*o-men'-tum*) [L.]. A fold of the peritoneum connecting the abdominal viscera. **O. colicum**, the part of the great omentum of the fetus that in adult life becomes the hepato-colic ligament. **O., Gastric**. See *O., Greater*. **O., Gastro-colic**, the large peritoneal fold attached to the greater curvature of the



OMENTUM OF CAT, SILVERED.

T = Trabecula, with *c*, blood-vessel. *f*, Fat-cells. *s*, Silver-lines, and *a*, nuclei of the endothelium. *m*, Meshes. *δ*, Nuclei of the connective-tissue corpuscles. Silver nitrate and hematoxylin.  $\times 100$ . (*Stirling*.)

stomach above and after dipping down over the intestines returning to be attached to the transverse colon. **O., Gastro-hepatic**, a double fold of peritoneum passing from the lesser curvature of the stomach to the transverse fissure of the liver. On the left side it includes the esophagus; on the right its edges are free and inclose all the structures issuing from or entering the transverse fissure of the liver, the hepatic vessels and nerves, and the bile-duct. Behind it is the foramen of Winslow. **O., Gastro-splenic**, the fold of peritoneum passing from the stomach to the spleen. **O., Greater**. See *O., Gastro-colic*. **O., Hepato-gastric**. See *O., Gastro-hepatic*. **O., Lesser**. Synonym of *O., Gastro-hepatic*. **O. majus**, the greater omentum. **O. minus**, the gastro-hepatic or lesser omentum.

**Omicheis** (*o-mik-e'-sis*) [*ὀμικεῖν*, to urinate]. Urination.

**Omichma** (*o-mik'-mah*) [*οὐμίχμα*, urine]. Urine.

**Omicholin** (*o-mik'-o-lin*) [*οὐμίχμα*, urine],  $C_{24}H_{28}NO_5$ .



A resinous substance said to give the fetid odor to putrid urine.

**Omission, Death of Children by.** In medical jurisprudence, a form of child-murder from neglect or improper attendance at or shortly after birth.

**Omitis** (*o-mi'-tis*) [ὤμις, shoulder; ιτις, inflammation]. Inflammation of the shoulder.

**Ommateal, Ommatidial** (*om-at-e'-al, om-at-id'-e-al*) [ὤμμα (ὤμματ-, eye)]. In biology, pertaining to the ommatidium or single eye of an arthropod. **O. Layer**, the inner layer of that part of the epidermis from which the optic ganglion originated in decapods, consisting of retinophoræ surrounded by their circles of retinule.

**Ommatidium** (*om-at-id'-e-um*) [ὤμματιδιον, dim. of ὤμμα, an eye: *pl.*, *Ommatidia*]. In biology, one of the closely-packed, radially-arranged single eyes composing the compound eye of an arthropod. Each ommatidium has three chief constituents, the *retinula*, the *crystal cone*, the *hypodermal elements* (cornea, etc.).

**Ommatophore** (*om-at'-o-for*) [ὤμμα, an eye; φέρειν, to bear]. In biology, one of the eye-stalks, ophthalmites, or eye-bearing tentacles of various invertebrates.

**Omnivorous** (*om-niv'-o-rus*) [*omnis*, all; *vorare*, to devour]. Subsisting on all kinds of food.

**Omo-** (*o'-mo-*) [ὤμος, raw]. A prefix signifying raw or crude.

**Omo-** (*o'-mo-*) [ὤμος, scapula]. A prefix that denotes connection with or relation to the scapula or shoulder.

**Omo-atlanticus** (*o-mo-at-lan'-tik-us*) [ὤμος, shoulder; ἀτλας, atlas]. Synonym of the *Levator anguli scapulae*. See *Muscles, Table of*.

**Omo-brachialis** (*o-mo-bra-ke-a'-lis*) [ὤμος, shoulder; βραχίον, arm]. Synonym of *Coraco-brachialis*. See *Muscles, Table of*.

**Omocace** (*o-mok'-as-e*) [ὤμος, shoulder; κακός, evil]. Disease of the shoulder.

**Omo-cervicalis** (*o-mo-ser-vik-a'-lis*) [ὤμος, shoulder; *cervix*, neck]. Synonym of *Levator anguli scapulae*. See *Muscles, Table of*.

**Omo-clavicular** (*o-mo-kla-vik'-u-lar*) [ὤμος, shoulder; *clavicula*, clavicle]. Pertaining to the shoulder and the clavicle.

**Omocotyle** (*o-mo-kot'-il-e*) [ὤμος, shoulder; κοτύλη, cup]. The glenoid cavity; also, the shoulder-joint.

**Omodynia** (*o-mo-din'-e-ah*) [ὤμος, shoulder; δόδνν, pain]. Pain in the shoulder. See *Dorsodynia*.

**Omo-hyoid** (*o-mo-hi'-oid*) [ὤμος, shoulder; ὁμοειδής, like the Greek letter upsilon]. Pertaining conjointly to the scapula and the hyoid bone. **O. Muscle.** See *Muscles, Table of*.

**Omoideum** (*o-moi'-de-um*) [ὤμος, the shoulder; εἶδος, form: *pl.*, *Omoidea*]. In biology, the true pterygoid bone of the skull of a bird.

**Omophagia** (*o-mo-fa'-je-ah*) [ὤμος, raw; φαγεῖν, to eat]. The practice of eating raw food.

**Omophagous** (*o-mof'-ag-us*) [ὤμος, raw; φαγεῖν, to eat]. Eating raw food.

**Omo-plate** (*o'-mo-plat*) [ὤμος, the shoulder; πλάτη, a plate]. See *Scapula*.

**Omositia** (*o-mo-sit'-e-ah*) [ὤμος, raw; σιτέειν, to feed]. The eating of raw flesh.

**Omotebite** (*o-mos'-tej-it*) [ὤμος, the shoulder; στέγος, roof]. In biology, the thoracic portion proper of the carapace of a crustacean.

**Omosternal** (*o-mo-ster'-nal*) [ὤμος shoulder; στέρνον, sternum]. Pertaining to the shoulder and the sternum.

**Omosternum** (*o-mo-ster'-num*) [ὤμος, the shoulder; στέρνον, the sternum: *pl.*, *Omosterna*]. In biology,

a superior median ossification in the pectoral arch of a batrachian; the homologue of the interclavicle.

**Omotrophosis** (*o-mos-trof'-o'-sis*) [ὤμος, shoulder; στρέφειν, to turn about]. Dislocation of the shoulder.

**Omotocia** (*o-mo-to'-se-ah*) [ὤμος, untimely; τόκος, birth]. Premature birth.

**Omotocous** (*o-mot'-o-kus*) [ὤμωτοκος; ὤμος, untimely; τόκος, birth]. Bearing young prematurely.

**Omotrachelius** (*o-mo-tra-ke'-le-us*) [ὤμος, shoulder; τράχηλος, the neck]. The muscle elevating the clavicle in certain animals.

**Omozone** (*o'-mo-zōn*) [ὤμος, the shoulder; ζώνη, a girdle]. A term proposed by Coues and Wilder, 1871, for the shoulder-girdle, including the scapula, clavicle, and coracoid process.

**Omphacine** (*om'-fas-in*) [ὀμφαξ, unripe fruit]. Pertaining to unripe fruit. **O. Oil**, the viscous brown juice expressed from unripe olives.

**Omphacomel** (*om-fak'-o-mel*) [ὀμφαξ, unripe fruit; μέλι, honey]. An ancient confection; a syrup prepared from unripe grapes and honey.

**Omphactomy** (*om-fal-ek'-to-me*) [ὀμφαλός, navel; ἐκτομή, excision]. Excision of the navel.

**Omphalelcosis** (*om-fal-el-ko'-sis*) [ὀμφαλός, navel; ἑλκος, ulceration]. Ulceration of the navel.

**Omphalexoche** (*om-fal-eks'-o-ke*) [ὀμφαλός, navel; ἐξοχή, prominence]. Synonym of *Exomphalos*.

**Omphalic** (*om-fal'-ik*) [ὀμφαλικός, from ὀμφαλός, navel]. Pertaining to the navel or umbilicus. **O. Duct**, the *vitelline duct*; the duct connecting the umbilical vesicle with the fetal intestines during the first three months of intrauterine life.

**Omphalitis** (*om-fal-i'-tis*) [ὀμφαλός, navel; ιτις, inflammation]. Inflammation of the navel.

**Omphalo-** (*om-fal-o-*) [ὀμφαλός, navel]. A prefix used to denote relation to the umbilicus or navel.

**Omphalocoele** (*om-fal'-o-sel*) [ὀμφαλός, navel; κήλη, tumor]. Umbilical hernia.

**Omphalocranioididymus** (*om'-fal-o-kra-ne-o-did'-im-us*) [ὀμφαλός, navel; κρανίον, skull; δίδυμος, twin]. A form of double monstrosity in which the parasite is attached to the cranium of the autosite.

**Omphalode** (*om'-fal-od*) [ὀμφαλός, navel]. The same as *Omphalodium*.

**Omphalodes** (*om-fal-o'-dez*) [ὀμφαλός, navel; εἶδος, like]. Resembling the navel.

**Omphalodium** (*om-fal-o'-de-um*) [ὀμφαλός, a navel: *pl.*, *Omphalodia*]. In biology, the axial part of the hilum of a seed, containing the vessels that enter the raphe or chalaza.

**Omphalo-enteric** (*om'-fal-o-en-ter'-ik*) [ὀμφαλός, navel; ἔντερον, intestine]. Pertaining to the navel and the intestine.

**Omphaloid** (*om'-fal-oid*) [ὀμφαλός, a navel; εἶδος, form]. Resembling the navel.

**Omphalolysis** (*om-fal-ol'-is-is*) [ὀμφαλός, navel; λύσις, loosing]. The dividing of the umbilical cord.

**Omphalomesaraic** (*om'-fal-o-mez-ar-a'-ik*). The same as *Omphalomesenteric*.

**Omphalomesenteric** (*om'-fal-o-mez'-en-ter-ik*) [ὀμφαλός, navel; μεσεντέριον, mesentery]. Pertaining conjointly to the navel and the mesentery. **O. Duct.** See *Duct*.

**Omphalomonodidymy** (*om-fal-o-mon-o-did'-im-i*) [ὀμφαλός, navel; μόνος, one; δίδυμος, twin]. A form of twin monstrosity in which the fetuses are joined at the umbilicus.

**Omphaloncus** (*om-fal-onz'-kus*) [ὀμφαλός, navel; ὄγκος, tumor]. A tumor or swelling at the navel.

**Omphaloneuron** (*om-fal-o-nu'-ron*) [ὀμφαλός, navel; νῆρον, cord]. The umbilical cord.

**Omphaloneurorrhesis** (*om-fal-o-nu-ror-eks'-is*) [ὀμφα-

λόος, navel; *νεῦρον*, cord; *ρήξις*, rupture]. Laceration of the umbilical cord.

**Omphaloneurostrep-sis** (*om-fal-o-nu-ro-strep'-sis*) [*ὀμφαλός*, navel; *νεῦρον*, cord; *στρέψις*, a turning about]. Torsion of the umbilical cord.

**Omphalopagus** (*om-fal-op'-ag-us*) [*ὀμφαλός*, navel; *πηγνύναι*, to make fast]. A better term for the fetal monstrosity known as *Xiphopagus*, *q. v.*

**Omphalophlebitis** (*om-fal-o-fle-bit'-tis*) [*ὀμφαλός*, navel; *φλέψ*, vein; *ιτις*, inflammation]. Inflammation of the umbilical vein.

**Omphalophyma** (*om-fal-o-fit'-mah*). Synonym of *Omphalocnus*.

**Omphaloproptosis** (*om-fal-o-prop-to'-sis*) [*ὀμφαλός*, navel; *πρόπτωσις*, a falling forward]. Abnormal protrusion of the navel.

**Omphalopter** (*om-fal-op'-ter*) [*ὀμφαλός*, navel; *ὀπτήρ*, a viewer]. A double convex lens.

**Omphaloptic** (*om-fal-op'-tik*) [*ὀμφαλός*, navel; *ὀπτικός*, of seeing]. The same as *Omphalopter*.

**Omphalorrhagia** (*om-fal-or-a'-je-ah*) [*ὀμφαλός*, navel; *ῥηγνύναι*, to burst forth]. Hemorrhage from the umbilicus.

**Omphalorrhea** (*om-fal-or-e'-ah*) [*ὀμφαλός*, navel; *ῥοία*, a flow]. An effusion of lymph at the navel.

**Omphalorrhesis** (*om-fal-or-eks'-is*) [*ὀμφαλός*, navel; *ῥήξις*, rupture]. Rupture of the navel, or of the navel-string.

**Omphalos** (*om'-fal-os*) [*ὀμφαλός*, navel]. The umbilicus.

**Omphalosite** (*om-fal'-o-sit*) [*ὀμφαλός*, navel; *σῖτος*, nourishment]. An embryo or fetus dependent for its imperfect growth in the uterus upon another embryo or fetus, usually well-developed, that supplies the circulation of blood for both by means of extensive and intimate anastomoses of the umbilical and placental vessels.

**Omphalosoter** (*om-fal-o-so'-ter*) [*ὀμφαλός*, navel; *σωτήρ*, preserver]. An instrument for replacing a prolapsed funis.

**Omphalotacterium** (*om-fal-o-tak-te'-re-um*) [*ὀμφαλός*, navel; *τάσσειν*, to arrange]. An instrument for replacing a prolapsed umbilical cord.

**Omphalotaxis** (*om-fal-o-taks'-is*) [*ὀμφαλός*, navel; *τάσσειν*, to arrange]. Reposition of the prolapsed funis.

**Omphalotome** (*om'-fal-o-tōm*) [*ὀμφαλός*, navel; *τομή*, a cutting]. An instrument for dividing the umbilical cord.

**Omphalotomist** (*om-fal-ot'-o-mist*) [*ὀμφαλός*, navel; *τομή*, a cutting]. A midwife.

**Omphalotomy** (*om-fal-ot'-o-me*) [*ὀμφαλός*, navel; *τομή*, a cutting]. The obstetric separation of the cord at the umbilicus. Also, an obsolete term for obstetrics.

**Omphalus** (*om'-fal-us*) [*ὀμφαλός*, navel]. See *Omphalos*.

**Onanism** (*o'-nan-izm*) [from *Onan*, the son of Judah]. 1. Incomplete coitus. 2. Masturbation, or other perversion of the sexual instinct.

**Onanist** (*o'-nan-ist*) [from *Onan*, the son of Judah]. One who practises onanism.

**Onchosphaera, Onchosphere** (*ong'-kos-ef'-rah, ong'-kos-fēr*) [*ὄγκος*, bulk, mass; *σφαῖρα*, a sphere]. In biology, a stage in the development of certain platode worms.

**Oncograph** (*ong'-ko-graf*) [*ὄγκος*, swelling; *γράφειν*, to record]. The registering portion of an oncometer; a plethysmograph.

**Oncology** (*ong-kol'-o-je*) [*ὄγκος*, tumor; *λόγος*, science]. The science or study of tumors.

**Oncome** (*on'-kum*) [ME., *on*, on; ME., *cumen*, to come]. The oncoming, attack, or onset of a disease or illness.

**Oncometer** (*ong-kom'-et-er*) [*ὄγκος*, mass; *μέτρον*, measure]. An instrument for measuring the size of a tumor or the volume of an organ, especially for measuring the size of any variable organ, as the kidney.

**Oncosis** (*ong-ko'-sis*) [*ὄγκος*, tumor]. The presence of a tumor; the diseased state characterized by the growth of tumors.

**Oncothlipsis** (*ong-ko-thlip'-sis*) [*ὄγκος*, tumor; *θλίψις*, pressure]. Pressure caused by a tumor.

**Oncotomy** (*ong-kot'-o-me*) [*ὄγκος*, tumor; *τομή*, a cutting]. The lancing or opening of a tumor or abscess.

**One** (*wun*) [ME., *one*, one]. A single unit or individual. **O-eyed**, cyclopean, having but one eye. **O.-hundred Day Disease**, the Japanese term for whooping-cough. **O.-sided**, developed better upon one side than upon the other. **O.-year Ulcer**, the Arabic synonym of *Aleppo Boil*.

**Oneirodynia** (*o-ni-ro-din'-e-ah*) [*ὄνειρος*, a dream; *ὀδύνη*, pain]. Disquietude of the mind during sleep; painful dreaming; nightmare. **O. activa**, somnambulism.

**Oneirogmus** (*on-i-rog'-mus*) [*ὄνειρωγμός*, an effusion during sleep]. Emission of semen during sleep.

**Oneirogonorrhea, Oneirogonos** (*on-i-rog-on-or-e'-ah, on-i-rog'-on-os*). Synonyms of *Oneirogmus*.

**Oneirology** (*on-i-rol'-o-je*) [*ὄνειρος*, dream; *λόγος*, science]. The science or scientific view of dreams.

**Oneironosus** (*on-i-ron'-o-sus*) [*ὄνειρος*, dream; *νόσος*, disease]. Disorder manifesting itself in dreams; morbid dreaming.

**Onion** (*un'-yun*) [L., *unio*, an onion]. A garden plant, *Allium cepa*; also its esculent bulbous root. Onion-syrup and onion-poultices are much used in domestic medicine; the juice is stimulant, expectorant, and diuretic. Unof.

**Onobaio** (*on-o-ba'-yo*) [Nat. Obock]. An arrow-poison used by the natives of Obock.

**Onmatology** (*on-o-mat-ol'-o-je*) [*ὄνομα*, name; *λόγος*, science]. The science of nomenclature; the formation of names.

**Onomatomania** (*on-o-mat-o-ma'-ne-ah*) [*ὄνομα*, name; *μανία*, mania]. Functional derangement of speech, of which five varieties are described: 1. A powerful effort to recall some word. 2. An irresistible impulse continually to repeat a word, by which the patient seems perplexed. 3. The patient attaches some peculiar and dreadful meaning to a commonplace word. 4. The patient attaches talismanic significance to certain words, which he repeats as a safeguard. 5. The patient is impelled to spit out some word, like a disgusting morsel. A word is a complexus of images, localized in certain centers of the cerebral cortex, the images being partly auditive, partly visual, partly motor. "Onomatomania is characterized by irregular action of one or several verbal images, resulting from some functional disturbance of the corresponding center." In *simple onomatomania*, the patient is possessed with the idea of recovering a word that escapes him. The word is familiar; its significance can be given; the place where read or the time when heard can be given, but the word cannot be recalled. Articulate speech may be at fault. The patient knows the word, sees it written before him; but cannot articulate it. He may utter a synonym or a similar word. In *associated onomatomania*, words acquire a peculiar or preponderant meaning.

**Onomatopoesis** (*on-o-mat-o-poi-e'-sis*) [*ὄνομα*, name; *ποιεῖν*, to make]. The extemporaneous formation of words by the insane. Words so formed are generally meaningless, or incorrect, but are sometimes quite the reverse.



**Onosmodium** (*on-oz-mo'-de-um*) [*ὄνος*, an ass; *ὄσμη*, smell; *εἶδος*, form]. A genus of boraginaceous plants. *O. hispidum*, *O. virginianum*, a plant of the genus of Boraginaceæ, growing in the Eastern and Middle States; it has been used in gonorrhea and diseases of the bladder. Unof.

**Ontogenesis** (*on-to-jen'-es-is*) [*ὄν*, *ὄντος*, existing; *γένεσις*, birth]. The development of the individual cell into the mature being.

**Ontogenetic** (*on-to-jen-el'-ik*) [*ὄν*, *ὄντος*, existing; *γένεσις*, birth]. Pertaining to ontogenesis. See also *Evolution*.

**Ontogeny** (*on-toj'-en-e*) [*ὄν*, being; *γενής*, producing]. In biology, the history of the development of the individual; it is a short recapitulation of the history of the race, or phylogeny, *q. v.*; that is, every animal passes on to its descendants by inheritance, not only its organization at an adult stage, but also its own course of development. (Lang.)

**Ontographic** (*on-to-graf'-ik*) [*ὄν*, being; *γράφειν*, to write]. Of, or pertaining to, *Ontography*.

**Ontography** (*on-tog'-ra-fe*) [*ὄν*, being; *γράφειν*, to write]. A description of beings, their nature and essence.

**Ontoïdic** (*on-to-id'-ik*) [*ὄν*, *ὄντος*, being; *ιδύς*, the dividing or division]. In biology, Weismann's term for the ontogenetic stages of the idioplasm from the hereditary substance or germ-plasm forming the first ontoïdic stage and preceding the division of the egg-cell to the natural death of the organism.

**Ontologic** (*on-to-loj'-ik*) [*ὄν*, *ὄντος*, being; *λόγος*, science]. Pertaining to ontology.

**Ontology** (*on-tol'-o-je*) [*ὄν*, *ὄντος*, being; *λόγος*, science]. The metaphysical inquiry into the nature and essential quality of beings, or of being in the abstract. According to Flourens, one of the divisions of physiology. A. *Biology*, the study of life proper. B. *Ontology*, the study of living beings, which he divides into *Neontology* and *Paleontology*. O., *Medical*, a view which regards diseases as distinct entities.

**Onuphin** (*on'-u-fin*),  $C_{22}H_{43}NO_{18}$ . A substance obtained from the rings of a species of worm, the *Onuphis tubicola*. It forms a white mass resembling pipe-clay, dissolving easily in water.

**Onychatrophia** (*on-ik-at-ro'-fe-ah*) [*ὄνυξ*, nail; *ἀτροφία*, atrophy]. Atrophy of the nails.

**Onychauxe**, **Onychauxis** (*on-ik-awks'-e*, *on-ik-awks'-is*) [*ὄνυξ*, the nail; *αὐξη*, increase]. Increased growth or hypertrophy of the nail, usually with alteration in texture, color, and shape.

**Onychia** (*o-nik'-e-ah*) [*ὄνυξ*, nail]. Inflammation of the matrix of the nail. See *Paronychia*. O. *maligna*. See *Onyxitis*. O. *simplex*, onychia without much ulceration, with loss of the nail and its replacement by a new one.

**Onychisterion** (*on-ik-is-te'-re-on*) [*ὄνυχιστήριον*, a nail-knife]. An instrument used for cutting the nails.

**Onychitis** (*on-ik-i'-tis*) [*ὄνυξ*, nail; *ιτις*, inflammation]. Inflammation of a nail.

**Onychium** (*o-nik'-e-um*) [*ὀνύχιον*, a little claw; dim. of *ὄνυξ*, a nail, claw; *pl.*, *Onychia*]. In biology,

a little claw; specifically the small terminal appendage of the tarsus of many insects, between the two claws proper.

**Onycho-** (*on'-ik-o-*) [*ὄνυξ*, nail]. A prefix denoting connection with, or relation to, the nails.

**Onychoclasia** (*on-ik-ok'-las-is*) [*ὄνυξ*, nail; *κλάσις*, a breaking]. Breaking of the nail.

**Onychocline** (*on-ik-ok'-lin-e*) [*ὄνυξ*, nail; *κλίνη*, a bed]. The bed of a nail.

**Onychocryptosis** (*on-ik-o-krip'-to'-sis*) [*ὄνυξ*, nail; *κρυπτός*, hidden]. Ingrowing of a nail.

**Onychogryposis** (*on-ik-o-gri-po'-sis*) [*ὄνυξ*, nail; *γρύπσις*, curvature]. A thickened, ridged, and curved condition of the nail. It sometimes takes the well-known form of ingrowing nail.

**Onychohelcosis** (*on-ik-o-hel-ko'-sis*) [*ὄνυξ*, nail; *ἐλκωσις*, ulceration]. Ulceration of the nail.

**Onychoid** (*on'-ik-oid*) [*ὄνυξ*, nail; *εἶδος* like]. Resembling a nail. Having a texture like that of the nails.

**Onycholepra** (*on-ik-o-lep'-rah*) [*ὄνυξ*, nail; *λέπρα*, leprosy]. Leprosy affecting the nails.

**Onycholysis** (*on-ik-o-ol'-is-is*) [*ὄνυξ*, nail; *λύσις*, a loosening]. Loosening of the nail.

**Onychomycosis** (*on-ik-o-mi-ko'-sis*) [*ὄνυξ*, nail; *μύκης*, fungus]. A parasitic disease of the nails of men and the hoofs of the horse, mule, etc. In man it is termed *dry caries*. It is caused by the fungus *Achorion keratophagus*, or other similar parasite. O. *circinata*. Same as O. *trichophytina*. O. *favosa*, favus of the nails. O. *tonsurans*. Same as O. *trichophytina*. O. *trichophytina*, ringworm of the nails, due to the parasite *Trichophyton tonsurans*.

**Onychonosis** (*on-ik-on'-o-sis*) [*ὄνυξ*, nail; *νόσος*, disease]. Any disease of the finger-nails or toe-nails.

**Onychopathic** (*on-ik-o-path'-ik*) [*ὄνυξ*, nail; *πάθος*, disease]. Pertaining to disease of the nails.

**Onychophagy** (*on-ik-off'-aj-e*) [*ὄνυξ*, nail; *φαγεῖν*, to eat]. The practice of biting the nails.

**Onychophthora** (*on-ik-off'-tho-rah*). Synonym of *Onychosis*.

**Onychophyma** (*on-ik-o-fi'-mah*) [*ὄνυξ*, nail; *ὄυμα*, growth]. A morbid degeneration of the nails, sometimes observed in leprosy and in tertiary syphilis.

**Onychophyton** (*on-ik-off'-it-on*). Synonym of *Onychomycosis*.

**Onychoptosis** (*on-ik-op-to'-sis*) [*ὄνυξ*, nail; *πτῶσις*, a falling]. The falling off of the nails.

**Onychorrhiza** (*on-ik-or-i'-zah*) [*ὄνυξ*, nail; *ρίζα*, root]. The root of the nail.

**Onychosarcoma** (*on-ik-o-sar-ko'-mah*) [*ὄνυξ*, nail; *σάρξ*, flesh; *ὄυμα*, tumor]. A fleshy outgrowth from a nail.

**Onychosarcosis** (*on-ik-o-sar-ko'-sis*) [*ὄνυξ*, nail; *σάρκωσις*, the growth of flesh]. The development of an onychosarcoma; an onychosarcoma.

**Onychosis** (*on-ik-o'-sis*) [*ὄνυξ*, nail; *νόσος*, disease]. Any disease of the nails. O. *arctura*, ingrowing nail. O. *seline*, white spots on the nails. O. *tinea*, onychomycosis.

**Onychostroma** (*on-ik-os-tro'-mah*) [*ὄνυξ*, nail; *στρώμα*, mattress]. The matrix or sensitive tissue of the finger, forming the bed of the nail.

**Onychostromelcosis** (*on-ik-os-trom-el-ko'-sis*). Synonym of *Onychohelcosis*.

**Onychothlasis** (*on-ik-oth'-las-is*) [*ὄνυξ*, nail; *θλάσις*, a crushing]. Crushing of the nails.

**Onychophosis** (*on-ik-if-o'-sis*) [*ὄνυξ*, nail; *ιφός*, web]. A disease of the toe-nails, consisting of thickened, horny layers of the epidermis accumulated beneath the nail, raising it from its bed, and sometimes altering its growth.

**Onym** (*on'-im*) [*ὄνομα*, a name]. In biology, the



CHRONIC ONYCHIA.

- technical name of a species or other taxonomic division.
- Onymal** (*on'-im-al'*) [*ὄνομα*, a name]. In biology, of, or pertaining to, a technical name or technical nomenclature.
- Onymatic** (*on-im-al'-ik*) [*ὄνομα*, a name]. In biology, pertaining to technical nomenclature, or scientific taxonomy. Cf. *Synonymmatic*.
- Onymize** (*on'-im-iz*) [*ὄνομα*, a name]. In biology, to employ onyms, technical names, or nomenclature.
- Onymy** (*on'-im-e*) [*ὄνομα*, a name]. In biology, the use of onyms; a system of nomenclature.
- Onyx** (*on'-iks*) [*ὄνυξ*, nail]. 1. A nail. 2. A collection of pus between the corneal lamellæ, at the most dependent part. See *Hypopyon*.
- Onyxia** (*on-iks'-is*) [*ὄνυξ*, nail]. An abnormal incurvation or ingrowing of the nails.
- Onyxitis** (*on-iks-i'-tis*) [*ὄνυξ*, nail; *ιτις*, inflammation]. Onychia maligna; an inflammation of the matrix of the nail, occurring most frequently in unhealthy children, after some traumatism.
- Oöblast** (*o'-o-blast*) [*ὄβλῶν*, an egg; *βλαστός*, a germ]. In biology, Ludwig Will's term for the unripe or primitive ovum, the central chromatin-body of which gives rise to the nuclei of the cells forming the egg-follicle by ejecting a large number of chromatin-pellets.
- Oöblastema** (*o-o-blas-te'-mah*) [*ὄβλῶν*, egg; *βλάστημα*, increase]. The protoplasm of an ovule.
- Oöboo-waioo** (*o'-o-boo-wa'-oo*) [Beng.]. A Bengalese term for *Beri-beri*.
- Oöcyesis** (*o-o-si-e'-sis*) [*ὄβλῶν*, egg; *κύσις*, pregnancy]. Ovarian pregnancy; oariocyesis.
- Oöcyst** (*o'-o-sist*) [*ὄβλῶν*, an egg; *κύστις*, bladder.] See *Ecium*.
- Oödecele** (*o-o-de-o-sel'*) [*ὄβλῶν*, egg; *εἶδος*, like; *κῆλη*, tumor]. Obturator hernia.
- Oögamous** (*o-og'-am-us*) [*ὄβλῶν*, an egg; *γάμος*, marriage]. In biology, exhibiting or reproduced by the conjugation of dissimilar gametes.
- Oögamy** (*o-og'-am-e*) [*ὄβλῶν*, an egg; *γάμος*, marriage]. In biology, the conjugation of two dissimilar gametes, as distinguished from *isogamy*.
- Oögenesis** (*o-o-jen'-es-is*) [*ὄβλῶν*, egg; *γένεσις*, birth]. The process of the development of the ovum.
- Oögenetic** (*o-o-jen-et'-ik*) [*ὄβλῶν*, egg; *γενῶν*, to beget]. Relating to oögenesis.
- Oöglea** (*o-o'-gle-ah*) [*ὄβλῶν*, egg; *γλοία*, glue]. Egg-glue; a tough, viscid gelatinous substance enveloping the eggs of certain animals, as crustaceans.
- Oögonium** (*o-o-g'-o-ne-um*) [*ὄβλῶν*, an egg; *γονή*, generation: *pl.*, *Oögonia*]. In biology, the female sexual organ in the *Oösporeæ* before fertilization.
- Oöid** (*o'-oid*) [*ὄβλῶν*, egg; *εἶδος*, like]. Egg-shaped.
- Oökinesis** (*o-o-kin-e'-sis*) [*ὄβλῶν*, egg; *κίνησις*, movement]. The changes occurring in the egg during maturation, fertilization and segmentation.
- Oölecithymen** (*o-o-les-ith-i'-men*) [*ὄβλῶν*, egg; *λέκιθος*, yolk of egg; *ὑμῖν*, membrane]. In biology, the vitelline membrane.
- Oölemma** (*o-o-lem'-ah*) [*ὄβλῶν*, an egg; *λέμμα*, peel, skin]. In biology, the vitelline membrane of an egg.
- Oöleukon** (*o-o-lu'-kon*). Synonym of *Albumin*.
- Oölogy** (*o-ol'-o-je*) [*ὄβλῶν*, an egg; *λόγος*, science]. The study of eggs and nidification. Cf. *Caliology*.
- Oölysis** (*o-ol'-is-is*) [*ὄβλῶν*, egg; *λύσις*, a loosing]. In biology, a monstrous ovular development.
- Oömetra** (*o-o-me'-tra*) [*ὄβλῶν*, egg; *μήτρα*, uterus]. In biology, the ovary of phanerogamous plants.
- Oömetry** (*o-om'-et-re*) [*ὄβλῶν*, an egg; *μέτρον*, a measure]. In biology, the measurement of eggs.
- Oöphoralgia** (*o-off-or-al'-je-ah*) [*ὄβλῶν*, egg; *φέρειν*, to bear; *ἄλγος*, pain]. Neuralgia of the ovary.
- Oöphorauæ** (*o-off-or-auks'-e*) [*ὄβλῶν*, egg; *φέρειν*, to bear; *αὔξη*, growth]. Hypertrophy of the ovary.
- Oöphore** (*o'-o-for*) [*ὄβλῶν*, an egg; *φόρος*, bear]. In biology, the sexual stage in plants exhibiting alternate generation.
- Oöphorectomy** (*o-off-or-ek'-to-me*) [*ὄβλῶν*, egg; *φέρειν*, to bear; *ἐκτομή*, excision]. Excision of the ovary.
- Batley's Operation**, the removal of both ovaries to hasten the menopause.
- Oöphoridium** (*o-o-for-id'-e-um*) [*ὄβλῶν*, an egg; *φόρος*, bear: *pl.*, *Oöphoridia*]. See *Macrosporangium*.
- Oöphoritis** (*o-off-or-i'-tis*). See *Ovaritis*.
- Oöphoro-epilepsy** (*o'-off-or-o-ep'-il-e-p-se*) [*ὄβλῶν*, egg; *φέρειν*, to bear; *ἐπιληψία*, epilepsy]. Epileptiform disease due to an ovarian lesion.
- Oöphoroma** (*o-off-or-o-mah*) [*ὄβλῶν*, egg; *φέρειν*, to bear; *ῥμα*, a tumor: *pl.*, *Oöphoromata*]. A dermoid cyst of the ovary, characterized by metastasis.
- Oöphormalacia** (*o-off-or-o-mal-a'-se-ah*) [*ὄβλῶν*, egg; *φέρειν*, to bear; *μαλακία*, softness]. Softening of the ovary.
- Oöphoromania** (*o-off-or-o-ma'-ne-ah*) [*ὄβλῶν*, egg; *φέρειν*, to bear; *μανία*, mania]. Insanity due to ovarian disorder.
- Oöphoromyeloma** (*o-off-or-o-mi-el-o'-mah*) [*ὄβλῶν*, egg; *φέρειν*, to bear; *μυελός*, marrow; *ῥμα*, tumor]. An ovarian encephaloma.
- Oöphoron**, **Oöphorum**, (*o-off'-or-on*, *o-off'-or-um*). See *Oöphore*, *Ovarium*, *Ovary*.
- Oöphoropathia** (*o-off-or-o-pa'-the-ah*) [*ὄβλῶν*, egg; *φέρειν*, to bear; *πάθος*, disease]. Any disease of the ovary.
- Oöphoro-salpingectomy** (*o'-off-or-o-sal-ping-gek'-to-me*) [*ὄβλῶν*, egg; *φέρειν*, to bear; *σάλπιγξ*, tube; *ἐκτομή*, excision]. Surgical removal of an ovary and oviduct.
- Oöphorrhapy** (*o-off-or'-a-fe*) [*ὄβλῶν*, egg; *φέρειν*, to bear; *ῥαφή*, suture]. The surgical fixation, by suture, of a displaced ovary.
- Oöphyte** (*o'-o-fit*) [*ὄβλῶν*, an egg; *φυτόν*, a plant]. Same as *Oöphore*.
- Oöplasma** (*o-o-plaz'-mah*) [*ὄβλῶν*, egg; *πλάσσειν*, to mold]. The vitellus.
- Oöplasty** (*o'-o-plaz-te*) [*ὄβλῶν*, egg; *πλάσσειν*, to form]. The process of fecundation.
- Oöpoda** (*o-op'-o-dah*) [*ὄβλῶν*, an egg; *πούς*, foot]. In biology, the three pairs of blade-like elements of the sting or modified ovipositor of insects.
- Oösperm** (*o'-o-sperm*) [*ὄβλῶν*, egg; *σπέρμα*, seed]. The ovum after union with the male element.
- Oösperspore** (*o-o-sper'-mo-spor*) [*ὄβλῶν*, an egg; *σπέρμα*, seed; *σπόρος*, seed]. See *Oöspore*.
- Oösphere** (*o'-o-sfēr*) [*ὄβλῶν*, an egg; *σφαῖρα*, a sphere]. In biology, the unfertilized germ-cell in the oögonium; the female reproductive cell.
- Oösporangium** (*o-o-spor-an'-je-um*) [*ὄβλῶν*, egg; *σπόρος*, seed; *ἄγγειον*, vessel]. The sac enclosing the oöspores.
- Oöspore** (*o'-o-spor*) [*ὄβλῶν*, an egg; *σπόρος*, seed]. In biology, a fertilized and matured oöspore.
- Oöstegite** (*o-os'-tej-it*) [*ὄβλῶν*, an egg; *στέγειν*, to cover]. The laminar expansion of some of the limbs of certain crustaceans, beneath which the eggs are retained.
- Oötheca** (*o-o-the'-kah*) [*ὄβλῶν*, an egg; *θήκη*, a case: *pl.*, *Oöthecæ*]. In biology, an egg-case or sporangium.
- Oötocia** (*o-o-to'-ke-ah*) [*ὄβλῶν*, an egg; *τεκεῖν*, to produce, to lay]. In biology, ovulation; the discharge of the egg from the ovary. Cf. *Oviposition*.
- Oötocous** (*o-ol'-o-k-us*) [*ὄβλῶν*, an egg; *τεκεῖν*, to lay]. In biology, producing eggs; oviparous.
- Oötype** (*o'-o-tip*) [*ὄβλῶν*, an egg; *τύπος*, stamp, mold, pattern]. In biology, the small part at the beginning



of the egg-passage in platode worms, which receives the efferent ducts of the shell-glands.

**Ooze** (*ūz*) [ME., *wose*, mud]. The deposit of calcareous or siliceous shells or frustules, found making up extensive areas of the floor of the ocean and derived from the halobios (*benthos* and *plankton*), or organisms living in the sea, *i. e.*, *Diatom-ooze*, *Radiolaria-ooze* (about 1000 species are included, the richest regions being the tropical central Pacific), *Globigerina-ooze*, *Pteropod-ooze*.

**Öözoa** (*o-o-zo'-ah*) [ὄζον, an egg; ζῶον, an animal]. In biology, the onym proposed by Carus for unicellular animals, because of their resemblance to ova. Cf. *Protista*, *Protozoa*.

**Opacity** (*o-pas'-it-e*) [*opacus*, dull]. The condition of being impervious to light. Non-transparency. Also, an opaque spot, as opacity of the cornea. **O. of Lens**. See *Cataract*.

**Opal** (*o'-pal*) [ὀπάλλιος, an opal]. A mineral of a blue color, consisting of silicon. **O.-blue**. Same as *Spirit-blue*.

**Opaline** (*o'-pal-ēn*) [ὀπάλλιος, an opal]. Having the appearance of an opal. **O. Patch**, the mucous patch of syphilis, forming in the mouth a whitish pellicle.

**Opaque** (*o-pāk'*) [*opacus*, shaded]. Dark, obscure, not transparent. **O. Nerve-fibers**, persistence of the medullary sheaths of the optic-nerve fibers beyond the lamina cribrosa, forming brilliant white patches upon the retina as seen by the ophthalmoscope.

**Open** (*o'-pen*) [ME., *open*, open]. Unclosed, unfolded. **O. Method**. See *Anesthetic*.

**Opening** (*o'-pen-ing*) [ME., *openyng*, opening]. A mouth, or hole; a perforation. **O., Aortic**. See *Aortic*. **O., Caval**, the opening in the diaphragm for the passage of the vena cava. **O., Saphenous**, an oval opening in the fascia lata at the upper and inner part of the thigh below Poupart's ligament. It transmits the internal saphenous vein and is covered by the cribriform fascia.

**Opeocele** (*o'-pe-o-sel*) [ὀπή, an opening; κήλη, a tumor]. Synonym of *Hernia*.

**Operable** (*op'-er-ab-l*) [*operari*, to labor]. Admitting of an operation.

**Operating** (*op'-er-a-ting*) [*operari*, to work]. Performing; acting; doing some surgical process. **O.-table**, the table on which a patient lies during a surgical operation.

**Operation** (*op'-er-a'-shun*) [*operari*, to labor, to do]. An act; especially a surgical act upon the body. A table of many of the most important operations is appended. **O., Curative effect of**, *per se*; the improvement or disappearance of symptoms after a simple exploratory incision, with closure of the wound, the supposed condition not being found to exist, or not being amenable to interference. **O., Major**, a serious and important surgical operation. **O., Minor**. See *Surgery*, *Minor*. **O., Plastic**. See *Surgery*.

## EPONYMIC TABLE OF OPERATIONS AND METHODS IN SURGERY.

**Abbé's**: 1. *Lateral anastomosis* of the intestines with cat-gut rings. 2. For *varicocele*; resection of the scrotum, with ligation of the exposed veins. **Abernethy's**, for *ligation of the external iliac artery*. In the earlier operation an incision was made in the line of the artery for about three inches, commencing nearly four inches above Poupart's ligament. Later the incision was less nearly vertical and more curved, with the convexity downward and outward, extending from about one inch within and one inch above the anterior superior spine to one and one-half inches above, and external to, the center of Poupart's ligament. **Adams'**: 1. Osteotomy for *ankylosis of the hip-joint*, the neck of the femur being divided subcutaneously within the capsule. 2. *Corectopy*; the iris is drawn into a small, corneal incision, in order to change the position of the natural pupil. 3. For *deviated nasal septum*; the bent cartilaginous septum is forcibly straightened by means of special flat, parallel-bladed forceps. 4. For *Dupuytren's contraction*, when the bands extend far down the sides of the finger. It consists in multiple subcutaneous section of the palmar fascia from without inward. 5. For *ectropion*; a triangular wedge is removed from the whole thickness of the lower lid, and the edges are united by sutures. 6. *Iliac colotomy*; a modification of *Cripps' operation*, in which a vertical incision is made external to the epigastric artery. 7. For *prolapse uteri*. See *O., Alexander's*. **Affleck's**, a method of performing *embryotomy*; also known as *Macdonald's method*; it consists in rachiotomy followed by forcible podalic version. **Agnew's** (*Cornelius R.*): 1. For *cataract*; it consists in the laceration or removal of the capsule in secondary cataract by means of a stop-needle and hook. 2. For *chalazion*; incision along the ciliary margin of the lid, followed by curettement or by expression. 3. For *destruction of the lacrimal sac*; it consists in slitting the canaliculi, vertical incision of

the sac, and cauterization of its interior. **Agnew's** (*D. Hayes*): 1. For *amputations*; it is a modification of *Vermale's operation* by which elliptic tegumentary flaps are made and allowed to retract before the muscles are cut through. 2. For *inguinal hernia*; a modification of *Wutzer's operation*, *q. v.* 3. For *salivary fistula*; after the introduction of a probe into the duct, a thread is passed from the inside of the mouth, around the duct, the probe is withdrawn, and the thread tied tightly. As it sloughs off, the natural orifice is reestablished. The external opening may be closed subsequently by operation or caustics. 4. For *webbed fingers*; a dorsal flap, triangular in shape, is cut from the upper surface of the web. The apex corresponds to the free margin, the base to the interval between the proximal ends of the first phalanges; this is reflected back, and the web is divided as far as necessary; the flap is then folded between the fingers, and the wound closed with sutures. **Alan-son's**, a method of performing *amputations*; it consists in division of the skin and muscles in the form of a hollow cone. **Albert's**, for *flail knee-joint*; excision of the knee to secure ankylosis. **Alexander's**: 1. For the relief of *epilepsy*; ligation of the vertebral artery to diminish the blood-supply to the brain. 2. For *prolapse and retroflexion of the uterus*; shortening of the round ligaments for the purpose of holding the uterus in its normal position. **Alexander-Adams'**. See *Alexander's*. **Allarton's**, for *lithotomy*; it is the modern median operation for stone in the bladder. **Allingham's** (*H.*), for *inguinal colotomy*; an incision, from one and one-half to three inches long, is made parallel with the outer third of Poupart's ligament, and about one-half inch above. The edges of the peritoneum, in most cases, are stitched to the cut muscles and skin; the intestine is stitched to the edges of the wound, and opening

of the bowel is deferred, if possible, until the third day. **Allingham's (W.):** 1. For *excision of the rectum*; the patient in the lithotomy position, an oval incision is made into both ischio-rectal fossæ, around the bowel, and prolonged backward to the coccyx; the bowel is isolated, and separated with the écraseur, scissors, or Paquelin cautery. 2. For *hemorrhoids*; the pile is dissected off from the muscular tissue with scissors, the pedicle ligated, and the mass cut off. **Alonette's**, for *amputation at the hip-joint*; a semicircular external flap is made, extending to the great trochanter, with disarticulation of the head of the femur, and the making of a large internal flap by cutting from within outward. **Alquié-Alexander's**. The same as *Alexander's*. **V. Ammon's:** 1. *Blepharoplasty*; removal of all cicatricial tissue and freeing of the remains of the lid, followed by transplantation of a flap from the cheek. 2. For *destruction of the lacrimal sac*; incision into, and excision of, a portion of the anterior wall of the sac; closure by adhesive inflammation. 3. For *ectropion* (from caries); an incision is made around the cicatrix, the tissues are dissected free, and after closing the lid the wound is closed over the cicatrix. 4. For *symblepharon*; the lid is divided, by two converging incisions, into three portions—two lateral and a central wedge-shaped portion; the former are united by sutures, and after union the central, wedge-shaped part is dissected out. **Amussat's:** 1. A method of arresting *hemorrhage* by torsion of the arteries by means of two forceps. 2. For *atresia vagina*; dilatation by the use of the finger or a dull instrument, without cutting. 3. For *castration*; by incision upon the posterior surface of the scrotum. 4. For *enterorrhaphy*; in cases of completely divided intestine, each end is invaginated and passed over a cork, with a groove at either end, and the intestine is tied in the grooves. 5. For *imperforate rectum*; the formation of an artificial anus in the perineum, with or without excision of the coccyx. 6. For *lumbar colotomy*; a transverse incision is made, crossing the outer border of the quadratus lumborum muscle. **Anagnostakis':** 1. For *entropion*; an incision is made parallel and close to the free margin of the upper lid, a horizontal fold of skin, with the underlying tissue, is excised, and the wound closed by sutures. 2. For *trichiasis*; the offending cilia are included between two perpendicular incisions and excised. **Anderson's**, for *lengthening tendons*; the tendon is split longitudinally, the cut surfaces slid along, and sutured. **Anel's:** 1. For *aneurysm*; ligation on the cardiac side close to the aneurysm. 2. For *stricture of the lacrimal duct*; dilatation by means of a gold probe, followed by the injection of an astringent fluid into the sac. **Anger's:** 1. For *hypospadias*; the formation of a urethra by superimposing a quadrilateral flap from one side and lower border of the penis, over another flap from the other side, which has been turned over a catheter. 2. For *ingrowing toe-nail*; the lateral-flap operation, with removal of the diseased portion of the matrix. 3. For *union of divided tendons*; the use of "distance-sutures," when the ends of the tendon are widely apart. **Annan-dale's:** 1. For *dislocated cartilages*; incision into the knee-joint and stitching of the dislocated cartilages into their proper position. 2. For *genu valgum*; partial excision of both condyles of the femur. 3. For *naso-pharyngeal polypus*; division of the alveolar margin and palatal portions of the upper jaw along their center, from before backward, and perforation of the bony septum of the nose, thus permitting separation of the two portions of the bone and exposure of the polypus. 4. For *varicocele*; a modification of *Lee's operation*, the veins only being excised, the

scrotum being left intact. 5. For *webbed-fingers*; the longitudinal incisions are made along the sides of each finger. **Antal's**, for *tumor of the bladder-wall*; after a supra-public incision the tumor is removed with the portion of the bladder from which it springs, and the vesical wound is closed; the peritoneum is rolled up and not opened. **Antyllus'**, for *aneurysm*; it consists in ligation above and below the sac, followed by opening of the aneurysm and evacuation of its contents. **Antyllus-Kuhn's'**, for *paralytic ectropion*; excision of a wedge-shaped portion of the conjunctiva and tarsus from the lid, in order to shorten the latter. The base of the wedge is on the free border of the lid. **Apostoli's**, electrolysis of a *uterine fibroid* when an electrode cannot be introduced into the womb. One broad abdominal electrode is used, and a spear-pointed electrode is thrust through the vaginal wall into the tumor. **Appolito's**, for *enterorrhaphy*, by means of a form of right-angle continuous suture. **Argyll Robertson's:** 1. For *entropion*; a piece of sheet-lead is fastened inside of the lid, so that the pressure will cause absorption of the hypertrophic tissue. 2. For *glaucoma*; trephining the sclerotic for the relief of pain. 3. For *pterygium*; the growth is separated and excised; the conjunctiva, previously dissected up, is brought over the wound and sutured. **Arlt's:** 1. For *blepharoplasty*; a modification of *Dieffenbach's operation*, with a downward inclination of the cantho-temporal incision, and a slight deviation of the tempero-genal incision. 2. For *cicatricial ectropion*; a V-shaped incision is made, removing the cicatrix; the wound is closed by interrupted sutures. 3. For *entropion*; (a) a modification of *Gaillard's suture*; a thread, with a needle at either end, is passed subcutaneously from the margin of the lid down to the cheek, and the two ends are tied; there results a puckering of the skin and thereby relief of the entropion; (b) a *flap-splitting operation* upon the lid, with the removal of an oval portion of the skin, and suturing of the latter. 4. For *enucleation of the eye*; Desmarre's retractors are introduced, and the conjunctiva is divided all around the corneal junction; then the external rectus (if the left eye, the internal if the right eye) is caught by a blunt hook and divided behind it, leaving a stump; then the remaining ocular muscles and the optic nerve are divided by scissors. The internal rectus (if the left eye, the external if the right eye) and the two oblique muscles are divided after luxation of the ball in front of the lids; the conjunctiva is stitched in and out, so as to form a suture like the string of a tobacco-bag, and a pressure-bandage is applied. 5. For *median tarsorrhaphy*; excision with scissors and forceps of a narrow strip of skin from both the upper and lower lids, close to their inner angle, meeting on the inner side of the inner commissure; they are then united by interrupted sutures. 6. For *stricture of the lacrimal duct*; incision of the anterior wall of the sac, evacuation of the pus and gradual dilatation of the duct. 7. For *symblepharon*; dissection of the symblepharon, and suturing of the flap on itself. 8. For *trichiasis*; known also as the *Jaesche-Arlt operation*; it is a modification of *Jaesche's operation*, in which the lid is separated into anterior and posterior flaps by *Flaver's incision*. **Arlt-Jaesche**, for *distichiasis*; the edge of the lid and the contained ciliary bulbs are dissected from the tarsus, a crescentic-shaped piece of skin is removed from the lid above the flap, and the edges of the wound are united, thus transplanting the ciliary bulbs further away from the edge of the lids. **Armsby's**, for the *radical cure of inguinal hernia*; the integument is invaginated, and a single thread is introduced as a seton through the sac of the hernia and the inguinal canal. **Ashton's**, for a *con-*



gested and bleeding rectum, without distinct hemorrhoidal tumor; cauterize with fuming nitric acid. **Assalini's**, for *iridodialysis*; the iris is detached with eye-forceps through a large opening in the cornea. **Atlee's**, for *ovariotomy*; the écraseur is applied to the pedicle. **Aveling's**: 1. For *suture of the soft palate*; a double loop of suture is passed on one side and the loop drawn out of the mouth; a single suture is then passed through the opposite side and looped into the double one; by pulling the latter back, the single suture is drawn across the cleft. 2. *Transfusion* by the direct method; this permits measurement of the amount of blood transfused. **Avery's**, for *uranoplasty*. Same as *Langenbeck's operation*. **Ayres'**, for *ectopia vesicæ*; closure by means of a flap of skin turned down from the abdomen over the bladder. **Bader's**: 1. For *conical cornea*; an elliptic piece of the cornea is removed from the apex of the cone, and this is followed by the application of a tight bandage. 2. For the relief of pain in *glaucoma*; stretching or laceration of the infratrochlear nerve. 3. For *sclerotomy*; the incision is confined to the scleral margin, without division of the overlying conjunctiva. **Baer's (B. F.)**: 1. For *perineorrhaphy*; the same denudation is made as in *Emmet's operation*. The needle is passed deeply on the outer side of the denuded sulcus, brought out at the bottom of the sulcus, again introduced on the rectal side and brought out at the top of the opposite side of the sulcus; the crest of the rectocele is then picked up at the upper border of the denudation, the needle is passed down the inner side of the left sulcus and up on the outer side, the entire sweep being made with one suture. The same process is repeated once or twice. 2. For *supravaginal hysterectomy*; median celiotomy, ligation of the ovarian arteries in the broad ligament; the clamp is applied close to the uterus and the ligament divided between the ligature and the clamp; ligation of the uterine arteries in the broad ligament; formation of anterior and posterior peritoneal flaps; division of the cervix; if necessary, suture of the flaps over the cervical stump. Neither ligature nor suture must pierce or embrace cervical tissue, and nothing whatever is done to the cervical canal. **Baker's (M.)**: 1. To secure *union of bone*; the use of steel pins to keep the bones together after excision of the knee. 2. For *carcinoma of the cervix uteri*; the cervix is removed by means of a uterotomy that makes a funnel-shaped excavation, the base of which is on a line with the internal os, and the apex approaches or meets the fundus. 3. For *excision of the tongue*; removal through the mouth with the use of the écraseur as a supplemental means. **Ball's**: 1. For *iliac colotomy*; a modification of *Cripps' operation*, in which the incision is made in the left linea semilunaris, and the bowel secured above and below the future artificial opening by means of two special clamps, which are removed after suturing and opening of the bowel. 2. For *inguinal hernia*; the sac is separated up to the abdominal portion of the neck and then twisted around its own axis, after which the fundus is cut away and the stump is secured in the ring. **Ballingall's**, for *excision of the upper jaw*. The same as *Velpéau's operation*. **Bandl's**, for *uretero-vaginal fistula*; a catheter is passed into the bladder, and through an artificial opening in the bladder into the ureter, and the original opening is closed over the catheter. **Banks' (M.)**: 1. For *aneurysm of the third part of the subclavian artery*; ligation of the first part of the artery. 2. For the *radical cure of inguinal hernia*; the sac is exposed and separated from the surrounding parts; a ligature is then applied close to the ring, and the fundus

of the sac is cut away, after which the inguinal ring is closed by sutures. 3. For *internal urethrotomy*; a special urethrotome is used to divide the stricture from within outward. 4. For *removal of the breast*; it consists in removal of the entire breast, the overlying skin, the fascia over the pectoral muscle, and (if suspicious-looking) the fibers of the muscle. The axilla is always to be cleaned out. 5. For *removal of nasal polypi*; avulsion with forceps, when the nostrils are in a dependent position, so as to prevent choking by the blood. **Bardeleben's**, for *double harelip*; the mucous membrane and periosteum are stripped up behind the pre-maxillary bone; the septum is then divided and the projection reduced, or grasped by forceps and twisted upon itself. **Barden's**, for *angular ankylosis of the knee*; removal of a wedge-shaped piece of bone from the shaft of the femur, and fracture of the remaining part. **Bardenheuer's**: 1. For *cholecystotomy*; performed in two stages: the first operation consists in fixing the gall-bladder to the abdominal incision. After adhesions have formed, the bladder is opened and the operation completed. 2. *Exploratory incision*; an extraperitoneal exploratory incision, to allow of the palpation of the contents of the abdomen through the parietal peritoneum. 3. For *resection of the sacrum*; the removal of the entire lower part of the bone at the third sacral foramen. 4. For *suprapubic cystotomy*; a skin-incision, about the length of a finger, in the middle line, close above, and parallel with, the upper border of the pubis. **Barker's (A. E.)**: 1. For *excision of the astragalus*; the incision runs from just above the tip of the external malleolus forward and a little inward, curving toward the dorsum of the foot. 2. For *excision of the hip*; by an anterior incision, commencing on the front of the thigh, one-half inch below the anterior superior iliac spine, and running downward and inward for three inches. 3. For *gastro-enterostomy*; the visceral incision is made only through the serous and muscular coats, and the most important part of the suturing is done before the stomach or bowel is opened. 4. For the *radical cure of inguinal hernia*; a modification of *Banks' operation*, in which the neck of the sac is ligatured and the sac below the ligature divided, but not dissected out, being used to occlude the internal ring. 5. For *spinal abscess*; the abscess is opened and scraped, and the débris washed out by the use of the flushing-curet. 6. For *ununited fracture of the clavicle*; the false joint is exposed by an incision; the two ends of the bone are removed by oblique cuts in the same plane, and held together by silver wire. 7. For *varicocele*; the application of subcutaneous aseptic silk ligatures at one or two points. **Bartsch's**, for *entropion*; removal of the entire ciliary margin of the lid. **Barton's (J. Rhea)**: 1. For *bony ankylosis of the knee*; the removal of a wedge-shaped piece of bone from the lower end of the femur, to allow of the correction of the deformity. 2. For *osteotomy*; division of the femur between the two trochanters. **Barwell's (R.)**: 1. For *aneurysm*; (a) the use of ox aorta in the ligation of aneurysm; (b) passing a needle, armed with a silver wire, subcutaneously around vascular tumors to avoid scars. 2. For *aneurysm of the innominate or aorta*; ligation of the carotid and subclavian arteries. 3. For *ligation of the first part of the subclavian artery*; the formation of a triangular flap turned upward and outward, with division of both heads of the sterno-mastoid muscle and the sterno-thyroid muscle. 4. *Osteotomy for genu valgum*; division of the lower end of the femur and upper end of the tibia, above and below their respective epiphyses. 5. For *varicocele*; the subcutaneous applica-

tion of a silver wire, and twisting of the free ends from day to day. **Bassini's**, for the *radical cure of inguinal hernia*; the sac is exposed, twisted, and the neck ligated and removed; the spermatic cord is lifted, and the border of the rectus is stitched to the edge of the internal oblique, the transversalis muscle and the transversalis fascia to Poupart's ligament under the cord. The cord is placed upon this layer and the border of the external oblique is stitched to Poupart's ligament over the cord. **Bates'**, for *internal urethrotomy*; a special urethrotome is used to divide the stricture from within outward. **Batthey's (R.)**, for *oöphorectomy*; also called "*normal ovariectomy*;" removal of the ovaries in order to eliminate their physiologic influence. **Bauden's**: 1. For *amputation through the foot*; it is made at the tarso-metatarsal joint, disarticulating the first metatarsal bone, and sawing through the remaining ones on a level with the internal cuneiform bone. 2. For *amputation at the knee-joint*; by oval anterior and posterior flaps. 3. For *excision of the shoulder*; by a single anterior vertical or oblique incision. **Baum's**, for *stretching the facial nerve*; an incision is made downward and forward from behind the ear, about opposite the meatus, to a point immediately below the lobule, and then prolonged nearly to the angle of the jaw, a small, transverse incision being also made below the pinna. **Baynton's**, a method of healing *leg-ulcers*; it is the original method of applying adhesive straps and a bandage in cases of indolent ulcers. **Beaufils'**, for *uranoplasty*; a single flap is twisted on itself so as to fill up the aperture. **Béclard's**, for *amputation at the hip-joint*; a modification of *Liston's amputation*, by cutting the posterior flap first. **Beer's**: 1. For *cataract*; extraction by the flap-method. 2. For *iridectomy*; an incision is made near the margin of the cornea with a lance-knife entered perpendicularly, then made parallel with the plane of the iris, making a section concentric with the cornea, of the desired length. 3. For *iridodialysis*. The same as *Himly's operation*. **Bégin's**, for *excision of the knee*. Similar to *Textor's operation*, *q. v.* **Bell's (C.)**: 1. For *gastrostomy*; a parietal incision is made in a line extending from the umbilicus toward the left false ribs. 2. For *ligation of the first part of the lingual artery*; the same incision is used as in the operation of election, its center being opposite the body of the hyoid bone. **Belmas' (M.)**, for the *radical cure of inguinal hernia*; it consists in introducing gold-beaters' skin in the neck of the sac, to excite sufficient inflammation. **Benham's**, for *hemorrhoids*; the same as *Pollock's operation*, *q. v.* **Bennett's (W. H.)**, for *varicocele*; a modification of *Howse's operation*, in which the elongated cord is shortened. **Benson's**, for *entropion*; a modification of *van Millingen's operation*, in which a flap of mucous membrane is taken from the lower lip. **Bent's**, for *excision of the shoulder*; a flap is taken from the deltoid region, with the base inward, by means of one vertical and two transverse incisions. **Bérard's (A.)**, for *naso-pharyngeal tumor*; an incision is made either along the median line or the side of the nose, extending down through the upper lip; by means of the cutting-forceps the outer wall of the nasal cavity and of the antrum is removed. **Berger's (P.)**, for *interscapulo-thoracic amputation*; it is made by two flaps—an antero-inferior or pectoro-axillary flap, and a postero-superior or cervico-scapular flap. **Von Bergmann's (E.)**: 1. For *hydrocele*; excision of the parietal part of the sac. 2. For *mastoid and middle-ear disease*; it consists in making a long, crescentic incision from above and in front of the auricle, backward and downward, and then loosening the periosteum from the entire osse-

ous auditory canal; the bony portion between the auditory canal and the middle cranial fossa is penetrated with a chisel as far as the bony annulus tympanicus, and the incision is then carried backward toward the mastoid process, avoiding injury of the facial canal; there is then inserted a tamponade of iodoform-gauze. 3. For *nephrectomy*; a lateral lumbar incision is made from the upper end of the twelfth rib obliquely toward the junction of the outer and middle thirds of Poupart's ligament. **Berlin's**: 1. For *entropion*; incision through the entire thickness of the lid, parallel to the ciliary margin, and excision of a portion of the tarsus and conjunctiva. 2. For *excision of the lacrimal sac*; the same as *Platner's operation*, *q. v.* **Berlinghieri's**, for *entropion and trichiasis*; a horizontal incision is made along the margin of the lid, a vertical incision from each end of this, away from the margin, followed by dissection up of the flap, and extirpation of the hair-bulbs; the flap is then replaced. **Bernays' (A. C.)**, for *gastrostomy*; removal of the growths bulging into the cavity of the stomach by the curet or other instrument, after making an incision through the wall of the stomach. **Bernheim's**, for *circumcision*; the operation is performed with the galvano-cautery instead of the knife. **Berthold's**. See under *Myringoplasty*. **Bigelow's (H. J.)**, for *vesical calculus*; the ordinary operation of litholapaxy, *q. v.* **Billroth's (T.)**: 1. For *blepharoplasty*; a modification of *Dieffenbach's operation*, *q. v.* 2. For *ectopia vesicae*; a modification of *Thiersch's operation*, in which two broad, lateral, doubly-pedunculated flaps are dissected up. 3. For *excision of the tongue*; a curved, submental incision is carried backward along the lower border of the jaw on both sides; the bone is then divided in two places, and after excision of the tongue, is replaced. 4. For *genu valgum*; incomplete linear osteotomy of the tibia. 5. For *naso-pharyngeal tumor*; an incision from the root of the nose to the tip is carried into the nostril. An incision from either end of this is carried horizontally across the cheek. The nose is separated in the line of the first incision, and the superior maxilla is sawn through in the line of the second and third incisions, and the bone pried out of place, hinging upon the pterygoid process. 6. For *ovariotomy*; the pedicle is ligated between two forceps, and then divided with the thermo-cautery. 7. For *pylorotomy*; a parietal incision is made in almost a transverse direction; the divided walls of the stomach and bowel are brought together and united by sutures on the side of the greater curvature of the stomach. 8. For *resection of the intestine*; when the segments of the intestine are of unequal size, one end is closed by sutures and the other end implanted into a slit made in the long axis of the bowel. **Bird's (G.)**: 1. For *excision of the knee*; the patella is sawn through transversely to reach the joint, and the two fragments are brought together afterward with sutures. 2. For *jejunosotomy*; an oblique incision is made in the same position as in pylorotomy; the transverse colon is drawn upward, and the omentum is pushed to the left and the bowel attached to the margin of the parietal wound, and opened after adhesions have formed. 3. *Osteotomy for extreme flat-foot*; resection of a wedge of bone (the scaphoid alone, or the scaphoid and the head of the astragalus) from the inner side of the foot. 4. For the *removal of new-growths of the tonsil*; a modification of *Cheever's operation* in which the second incision is made through the cheek, from the angle of the mouth to that of the lower jaw. **Bischoff's**, for *laceration of the female perineum*; a denudation is made similar to that made in *Freund's operation*, except that the tongue of vaginal tissue left in the median line is narrower, and



the denuded strips on either side are wider and nearer together. The tongue of the posterior vaginal wall is dissected up and brought forward over the median raphe, stitched between the labia and lateral walls, and the perineum is united by deep external sutures beginning behind. **Bishop's** (*Stanmore*): 1. For the *radical cure of inguinal hernia*; a modification of *Macewen's operation* in which the thread is passed through the wall of the sac on each side, so that when drawn upon, the sac is thrown into folds like a purse; Bishop also cuts open the anterior wall of the inguinal canal. 2. For *suture of the intestine*; an interrupted shoemaker's stitch is introduced on the mucous aspect, each suture loop being tied on alternate sides of the line of junction. **Blandin's**: 1. For *deviated nasal septum*; the removal of discs from the septum by means of a special punch. 2. For *double harelip*; repression of the pre-maxillary bone after excision of a wedge-shaped piece of the vomerine plate immediately behind it. 3. For *excision of the upper jaw*; it is done by a median incision. The cheek flap is raised by means of two incisions—the first carried down from the inner canthus along the side of the nose and into the mouth through the median line of the lip; the other is carried along the lower margin of the orbit. 4. For *symblepharon*; dissection from above downward, and folding inward of the flap to form the palpebral conjunctiva. **Blasius'**: 1. For *blepharoplasty*; a flap is taken from the forehead to form a lower eyelid. 2. For *chiloplasty*; two curved incisions are made, each beginning at the center of the lower lip and extending outward and downward to the sides of the cheeks, for the purpose of forming a lower lip. 3. For *uranoplasty*; a flap is dissected from the forehead, and the long pedicle is twisted so that the flap (the nose being absent) can be brought through the nares into the cleft. **Bobbs'** (*J. S.*), for *cholecystotomy*; the gall-bladder is incised and, after removal of calculi, is closed by one suture. **Boeckel's** (*E.*): 1. For the removal of *tumors of the naso-pharynx*; an incision is made down to the bone across the bridge of the nose, from one lacrymal sac to the other, and is carried down one nasal furrow to the margin of the nostril, which it opens. The columna is also separated; the bones in the line of the incision are divided, and the septum is separated and the tumor removed; the parts are then to be restored. 2. For *excision of the wrist*; it is done by a single dorsal incision on the radial side, with division of the extensor tendons on the same side, and ending by the subperiosteal operation. **Boen's**, a method of performing *embryotomy*; it consists in the removal of all of the pro-lapsed portions of the fetus, followed by thoracic and abdominal evisceration, complete division of the fetus into two parts and separate extraction of the two. **Bogue's**, for *varicocele*; ligation with catgut of the veins at different points, after exposing them by means of an incision. **Böhm's**, for *tenotomy*; it is the modern method of performing tenotomy. **Bond's**, for *flat-foot*; it consists in making two transverse and two semicircular incisions across the side of the foot with a Paquelin cautery, beginning at the inner malleolus and extending one-third of the distance across the sole of the foot, the semicircular incisions crossing the transverse. The contraction following healing is said to restore the arch. **Bonnet's** (*M. A.*): 1. For *enucleation of the eye*; the conjunctiva is divided at the corneal border, and separated from the ball for some distance back; the tendons are next cut, and pressure backward on the lids will usually dislocate the ball forward, when it may be grasped and the enucleation completed. 2. For the *radical cure of hernia*; after reduction of the hernia, a fold of skin is tucked up,

and three or four needles are passed through and allowed to remain; these set up inflammation, which closes the canal. The spermatic cord must be avoided. **Bonzel's**, for *iridodialysis*; the iris is detached with a small hook through a corneal incision. **Borelli's**, for *staphyloma*; the staphyloma is transfixed with two pins introduced at right angles to each other, and encircled behind the pins with a thread. **Bose's**, for *tracheotomy*; a vertical incision is made in the middle line for about one-and-a-half or two inches from the center of the thyroid cartilage; a transverse incision is then made along the upper border of the cricoid cartilage to divide the deep cervical fascia. **Bosworth's**, for *deviated nasal septum*; removal of the obstructing tissue by means of a delicate saw. **Botrel's**, for the *removal of naso-pharyngeal tumors*; in order to preserve the free border of the soft palate, *Maisonneuve's incision* is made, followed by *Nélaton's operation*. **Bottini's** (*E.*), for *enlarged prostate gland*; a fresh urethra is bored through the substance of the gland by means of the galvano-cautery. **Bouisson's** (*F.*), for *rhinoplasty*; this is very similar to *Thiersch's operation*, but the flaps are formed somewhat differently. **Boutonnière**: 1. For *external urethrotomy*; the stricture is divided through an opening made in the urethra just beyond it. 2. For the *removal of nasal polypi*; extraction through an incision in the middle line of the soft palate. **Bowman's**: 1. For *conical cornea*; a circular portion of the apex is removed with a small trephine which is not allowed to penetrate the whole thickness of the cornea. 2. For *dissection*; two needles are passed through the cornea at the same time, one near the inner and the other near the outer margin. The points of the needles are plunged into the center of the membrane and drawn apart by sweeping movements. 3. For *ectropion*; The same as *v. Ammon's operation*. 4. For *excision of the pupil*; the puncture and counter-puncture are made with Graefe's linear knife; the blades of fine scissors are introduced and a triangular piece of the iris, as well as the constrictor pupillæ, removed. 5. For *fistula of the lacrymal gland*; the establishment by means of a thread of a fistula on the conjunctival surface, to permit of the opening in the skin being permanently closed. 6. For *iridodesis*; radial incision of the iris from the pupillary margin. 7. For *lacrymal obstruction*; slitting of the canaliculi. 8. For *ptosis*; subcutaneous division of the tarsal portion of the orbicular muscle. **Boyer's**, for *excision of the tongue*; it is done through the mouth by two converging incisions and two lateral ones, meeting at the same point. **Bozeman's** (*N.*), for *vesico-vaginal fistula*; the edges of the fistula are pared and wire sutures are introduced in the usual manner, after which a lead plate or "button" is threaded on the sutures so as to cover the fistula. It is held in place by perforated shot. **Brainard's**: 1. For *angular ankylosis of the knee*; the shaft of the femur is drilled subcutaneously and then fractured. 2. For *ectropion*; a flap-transplanting operation. 3. For *ununited fracture*; drilling of the fragments to excite reparative action. **Brandt's**, for *uranoplasty*; in cases of a wide cleft and a deep palate, all the molars of the upper jaw are extracted some months before the operation to produce flattening of the palatal arch. **Brasdor's**, for *aneurysm*; ligation immediately beyond the aneurysm. **Braun's**, for *nephrectomy*; it is done by means of a transverse incision eight or ten cm. long, parallel with and one cm. below the arch of the ribs. **Bribosia's**, for *cataract*; the knife is passed across the anterior chamber and the iris is caused to prolapse upon the knife as the incision is made, so that iridectomy is simultaneously performed,

the capsule having previously been lacerated by a stop-needle. **Briggs'**: 1. For *traumatic epilepsy*; excision of the painful cicatrix. 2. For *varicocele*; ligation of the veins at two points with subcutaneous division. **Brinton's**, for *amputation through the knee-joint*; the same as *Stephen Smith's operation* with the exception that the semilunar cartilages are left *in situ*. **Brown's**, for *nymphomania*; amputation of the clitoris. **Browne's**, for *inversion of the uterus*; incision of the fundus, and dilatation of the inverted cervix through the incision. **Brüns' (V.)**: 1. For *amputation through the foot*; a modification of *Pirogoff's amputation*, in which the sawn surface of the os calcis is made concave and the tibia convex. 2. For *arthrectomy*; the interior of the ankle-joint is exposed by two anterior and two posterior vertical incisions, and all diseased tissue, including the synovial membrane, ligaments, cartilage and bone, is removed by erosion. 3. *Plastic*; a quadrilateral gap is closed by displacing a rectangular flap from each side and uniting them in the median line. 4. For *removal of a naso-pharyngeal polypus*; it is done through the upper jaw by an osteoplastic operation, the whole nose being turned over to one side. 5. For *restoration of the lower lip*; two quadrilateral flaps are fashioned out of the whole thickness of the cheek and upper lip on each side of the mouth, and so turned downward that their upper borders can be sutured together in the median line. **Bryant's (T.)**: 1. For *lumbar colotomy*; an oblique incision is made midway between the last rib and the iliac crest. The bowel is fixed in position and opened. 2. For *splenectomy*; the incision is made a little to the outer side of the linea semilunaris. 3. For *varicocele*; subcutaneous ligation of the veins at two points by means of two needles. **Buchanan's**: 1. For *lithotomy*; the medio-lateral operation, with the use of an angular staff. 2. For *restoration of the lower lip*; elevation of an oblique flap from each side of the chin and union of the two flaps in the middle line. 3. For *tenotomy for talipes varus* in children; division of the tendo Achillis and abductor pollicis-muscle, together with the adjoining half of the flexor brevis digitorum muscle, and, in some cases, part of the deep plantar ligament. **Buck's**: 1. For *bone-suture*; the use of metallic sutures to keep the bones together after excision of the knee. 2. For *chiloplasty*; to form a lower lip. Pins are inserted into the skin to mark the points of the incisions, and a triangular flap is made from the cheek on either side of the mouth. 3. For *genu valgum*; a cuneiform osteotomy in which the tibia, fibula, and patella are included. 4. For *restoration of the upper lip*; (a) for *one-sided deficiency*, a quadrilateral flap from the lower lip is twisted upward and connected by sutures with the freshened edge of the upper lip; (b) for *contracted angle*, an incision is made along the red border of the lip skirting the deformed angle; a transverse cut is then made outward, and sutures are introduced. **Bumstead's**: 1. For *circumcision*; the method formerly employed of grasping the foreskin with forceps and snipping off with a bistoury. 2. For *internal urethrotomy*; done with a modification of *Maisonneuve's* or *Peter's* urethrotome. **Burckhardt's**, for *retropharyngeal abscess*; an opening is made on the outside of the neck. **Von Burow's**: 1. For *chiloplasty*; the large triangular gap is closed by raising flaps on each side after making lateral incisions. 2. For *entropion*; a deep groove is made parallel to and 3 mm. inside the ciliary margin, with excision of a narrow strip of skin, and closure by sutures. **Busch's**: 1. For *Dupuytren's contraction*; a triangular flap of skin and subcutaneous tissue is dissected over the palmar cord, the base of the flap

being where the finger and palm join, and the apex at the proximal extremity. 2. For *entropion*; removal of a V-shaped piece of skin from the lower lid, followed by suturing. **Butcher's**: 1. For *dentigerous cysts*; cutting away of the expanded bone, followed by the use of the gouge. 2. For *double harelip*; cutting through the projecting pieces, without dividing the soft parts, or interfering with the vascular supply from behind, previous to bending them back. **Buzzi's**, for the *formation of an artificial pupil*; separation of the iris from its peripheral attachment by means of a needle inserted through the cornea. **Byrd's**: 1. For *closure of an artificial anus*; the same as *Dupuytren's operation*. 2. For *imperforate rectum*; the formation of an artificial anus in the perineum, after colotomy. **Calignani's**, for *neurectomy*; resection of the inferior dental nerve through an incision made between the lobe of the ear and the angle of the jaw. **Callisen's** for *lumbar colotomy*; a vertical incision is made following the line of the colon. **Carden's (R.)**: 1. A method of performing *amputations*; the formation of a single anterior tegumentary flap. 2. For *amputation above the knee-joint*; a single rounded flap is removed from the front of the joint, and the operation is completed by a circular incision. **Carnochan's**: 1. For *elephantiasis*; ligation of the main artery of the limb. 2. For *neurectomy*; removal of the second division of the fifth nerve, together with the spheno-palatine ganglion as far back as the foramen rotundum. A horizontal incision is made just below the orbit, and this is joined in the middle by a vertical one running downward; this is followed by exposure of the spheno-maxillary fossa by trephining through the antrum. **Carpue's**, *rhinoplasty*; repair of the nose by taking a heart-shaped flap from the forehead. **Carter's**, for the formation of an *artificial pupil*; a small incision is made through the cornea, in front of the plane of the iris, followed by iridotomy. **Cassel's**, for *exostoses of the ear*; removal through the external orifice of the ear. **Celsus'**: 1. A method of performing *amputations*; division of the skin by the circular method, its retraction, and the cutting to the bone at the level of the retracted skin. 2. For *chiloplasty*; the removal of tumors of the lower lip by a V-shaped incision; horizontal incisions are carried out from the base to enable the wound to be approximated more easily. 3. A method of performing *embryotomy*; also called *cervical embryotomy*; it is the method of decapitation of the fetus. 4. For *lithotomy*; localization of the stone by finger in the rectum with perineal incision. 5. For *rhinoplasty*; flaps are secured from the cheeks, the septum being formed, if necessary, from the upper lip. **Cesarean**, in case of otherwise *impossible labor*; incision into the gravid uterus through the abdominal wall, and removal of the fetus. **Chalot's**, for the removal of *naso-pharyngeal polypi*; the nasal fossæ are opened by dividing the attachments of the upper lip to the bone. The two upper canine teeth are then removed, and the alveolus and hard palate divided from before backward from the starting-point. The piece of bone thus isolated is turned down into the mouth, and the polypus is exposed. **Chamberlaine's (R.)**: 1. For *ligation of the first part of the axillary artery*; the vessel is exposed by means of a curved incision, having its convexity downward, across the supra-clavicular fossa and extending  $\frac{1}{2}$  inch below the clavicle. 2. For *ligation of the brachial artery*; an incision is made along the lower margin of the clavicle, and this is joined near its middle by a second incision over the deltoid and pectoral muscles. **Championnière's**, a method of performing *embryotomy*; it consists in



evisceration followed by rachiotomy in two or three places and extraction of the fetus in two portions. **Charrière's**, *internal urethrotomy*; it is done with a modification of **Civiale's** urethrotome. **Chassaignac's**: 1. For *amputation of a finger*; it is done with a single dorsal or palmar flap. 2. For *excision of the elbow*; a longitudinal posterior incision is made along the outer side of the olecranon process. 3. For *excision of the rectum*; it is done by means of scissors, knife, and écraseur. 4. For *excision of the tongue*; it is done with the écraseur by the suprahyoid method. **Chauvel's**, for *restoration of the upper lip*; the same as **Dieffenbach's** operation. **Cheever's**: 1. For the removal of a *naso-pharyngeal tumor*; (a) *single operation*; a single incision is made from the inner canthus of the eye to the angle of the mouth on the side on which the tumor is situated; an incisor tooth is then extracted, and the superior maxilla is removed; (b) *double operation*; an osteoplastic operation is performed on both bones, the facial surfaces are divided by horizontal incisions from the middle meatus outward to a point below the zygoma. The septum and vomer are then divided, and the lower parts of the jaws are depressed. 2. For *removal of tonsillar tumors*; it is done by an incision through the neck, passing from the lobule of the ear, downward and forward, to the hyoid bone. A second incision is then made along the horizontal ramus of the lower jaw to form a flap. **Cheselden's**: 1. A method of performing *amputations*; it is the same as **Celsus' method**, except that the skin-flap is dissected loose from its subjacent attachments, and hence increased in length. 2. For *iridotomy*; a horizontal incision is made through the iris by means of a sickle-shaped needle introduced through the sclerotic. 3. For *lithotomy*; the lateral operation. See *Lithotomy*. **Cheyne's** (*W.*), for the radical cure of *femoral hernia*; after reducing the hernia, a flap of the pectineus muscle is raised and made to cover the hernial orifice. **Chibret's**, for *glaucoma*; the establishing of corneal drainage. **Chiene's**, for *genu valgum*; the removal of an oblique transverse wedge from the body of the condyle of the femur. **Chopard's**: 1. A method of *amputation through the foot*; the bony structure is divided at the articulation between the astragalus and the calcaneum behind, and the scaphoid and cuboid bones anteriorly. 2. For *restoration of the lower lip*; the elevation of a square flap from below. **Chrymar's**, for *ovariotomy*; the pedicle is tied in two portions and the ends are left outside. **Circular**, a method of *amputation* by a circular sweep of the knife, in contradistinction to the flap-operation. **Civiale's** (*J.*): 1. For *internal urethrotomy*; a special urethrotome is used to divide the stricture from within outward. 2. For *lithotomy*; the medio-bilateral operation. See *Lithotomy*. 3. For *lithotripsy*. See *Lithotripsy*. **Clark's**, for *urethroplasty for urethral fistula*; the edges of the fistula are pared; then a transverse incision is made through the integuments of the penis about an inch above and below it. The skin-flaps are dissected up and brought together by clamps or quill-suture. **Clemot's**, for *harelip*; flaps are turned down on either side, the incision stopping at the red margin of the lip. The cleft is then united from side to side. **Cleveland's**, for *lacerated perineum*; denudation of a triangular area, having for its base a line joining the bases of the labia majora and for its apex the crest of the rectocele. The sutures are introduced in loops, each suture having two points of entrance and two of emergence. **Cloquet's** (*J.G.*), a method of *circumcision*; it is done by means of an incision by the side of the frenum. **Coates'**, for *internal hemorrhoids*; a pile is seized with forceps, Coates' clamp is applied to

its base, a few fine catgut sutures are passed beneath the clamp, the pile is excised, bleeding is checked, the clamps are removed, and the sutures are tied. **Cock's**, a method of *external urethrotomy*; the urethra is opened behind the stricture without a guide, the knife being carried into the median line of the perineum and the incision extended vertically as far as is necessary. **Cohnstein's**, a method of performing *Cesarean section*; it is a modification of the usual operation, consisting in turning the whole uterus out of the abdominal wound and making the opening on its posterior aspect. **Colles'**, for *single hare-lip*; the inner margin is incompletely pared and hinged backward on the mucous membrane, to which it is still attached; the outer margin is then transfixed and two flaps are cut, an upper and a lower, which are turned upward and downward respectively, and attached on the opposite side. **Colley's**, for *talipes*. See *Davies-Colley's operation*. **Collis'**, for *excision of the tongue*. The same as *Jaeger's operation*. **Cooper's** (*Sir A.*): 1. For *ligation of the abdominal aorta*; the intra-peritoneal operation. The abdomen is opened by an incision three or four inches in length, made in the linea alba, with the center corresponding to the umbilicus. 2. For *ligature of the external iliac artery*; an incision four or five inches long is made parallel with Poupart's ligament, and nearly an inch above it, commencing just outside the center of the ligament and extending outward and upward beyond the anterior superior iliac spine. 3. For *tinnitus and deafness in otitis media chronica*; excision of a portion of the membrana tympani. 4. For *varicocele*; excision of a part of the redundant scrotum. **Cornuau's**, for *amputation at the hip-joint*; disarticulation by a modified oval method, with the summit of the incision on the outer side. **Cotting's** (*B. E.*), for *ingrowing toe-nail*; all the overlying tissues, together with the sides of the toe, are sliced off freely. The contraction in healing produces a cure. **Courvoisier and von Hacker's**, a method of performing *gastro-enterostomy*; the jejunum is connected to the stomach directly after tearing or cutting a passage through the bloodless area of the transverse meso-colon, under the meso-colic arch of Riolan. **Cowell's**, for *glaucoma*; paracentesis of the vitreous chamber. **Crampton's**: 1. For *entropion*; incisions are made in the lid, and healing allowed to take place by granulation. 2. For *ligation of the common iliac artery*; the incision is commenced at the anterior extremity of the last false rib, and, proceeding directly downward to the ilium, follows the line of the crest to the anterior superior spine. The vessel is reached from behind. **Crédé's**, a method of performing *hysterectomy*; it is a modification of *Freund's operation*, and consists in making a resection of the pubes. **Crescent operation**, for *lacerated perineum*, involving the vaginal entrance only; a crescent-shaped denudation is made from the vulvo-vaginal entrance, the angles of which extend into the vulvo-vaginal sulci. **Cripps'** (*H.*): 1. For *excision of the rectum*; dissection of the rectum from the adjacent tissues and removal of the diseased portion, the wound being allowed to heal by granulation. 2. For *iliac colotomy*; an imaginary line from the anterior superior iliac spine to the umbilicus is crossed at right angles,  $1\frac{1}{2}$  inches from the superior spine, by an incision  $2\frac{1}{2}$  inches long. The bowel is fixed in position and opened. 3. A method of *transfusion*; it is the same as *Avelling's operation*, the instrument, however, being supplied with clips instead of taps. **Critchett's**: 1. For *cataract-extraction*; a slight modification of *Graefe's incision*. 2. For *evisceration of the eyeball*; a number of deep stitches are passed through the sclera before removing the staphyloma;

after the evisceration they are brought together and tied.

3. For *iridodesis*; drawing of the iris through a corneal incision and its ligation with silk. The ligatured loop sloughs off.
4. For *keratoconus*; excision of an elliptic portion by a two-edged knife.
5. For *staphyloma*; a method of carrying several curved needles through the ciliary region before abscinding the staphyloma.
6. For *stillicidium lacrimarum*; excision of a portion of the posterior wall of the canaliculus, thus forming a reservoir for the tears.
7. For *subconjunctival strabotomy*; a small incision is made at the lower edge of the insertion of the internal rectus, close to which the tendon is divided. A small counter-puncture may be made at the upper edge of the tendon for the escape of the effused blood.

**Croft's**: 1. For *exposing the antrum*; an incision is made from the ala nasi to the nasal process of the superior maxillary bone, then along the margin of the orbit; the nasal process is cut through with forceps, the periosteum stripped off and a portion of bone removed.

2. *Plastic*; a bridge of sound skin is raised and separated from the subjacent tissues, except at the extremities, by means of oiled silk. After granulation has been established the adjoining contracted (cicatrical) structures are divided and the bridge of skin severed at one end, and made to occupy the gap.

**Crosby's**, for *backward dislocation of the first phalanx of the thumb*; the phalangeal portion of the thumb is first raised to a right angle with the metacarpal bone; the proximal phalanx is then pressed from behind forward. (An old method, having been practised by Sir C. Bell and by Gerdy.)

**Curling's**, for *varicocele*; a straight pin is passed between the vas deferens and the veins about two inches above the testicle, and another three-quarters of an inch below this point. A figure-of-eight ligature is then applied and the veins are divided subcutaneously between the pins.

**Cusack's**, for *hemorrhoids*; removal by the clamp and cautery.

**Cushing's** (*H. W.*), for *suture of the intestine*; a right-angled continuous suture is introduced, the needle passing through the serous and muscular coats of the bowel only.

**Czerny's** (*V.*): 1. For the *radical cure of inguinal hernia*; the sac is exposed and isolated; the neck is tied with a strong catgut ligature, and amputated below this point; the stump is pushed into the abdominal cavity; the borders of the opening are freshened and united by continuous catgut sutures.

2. For the *removal of tonsillar tumors*; tracheotomy is performed and the larynx or fauces plugged. The growth is then exposed by cutting downward and outward from the angle of the mouth to the anterior border of the masseter, and sawing through the lower jaw, between the second and third molar teeth.
3. For *suture of the intestine*; a modification of *Lembert's suture*, in which there is inserted an inner row of interrupted sutures which unite the mucous membrane only.
4. For *vaginal hysterectomy*; the uterus is drawn down by Muzex's forceps and the vaginal vault is completely opened around the cervix. The uterus is separated from the bladder with the finger. A free incision is next made in Douglas's cul-de-sac, when the uterus is turned backward, and brought through the vaginal incision. The peritoneum is now separated anteriorly and the broad ligaments are ligated in from three to six portions on each side.

**Czerny-Schröder's**, *hysterectomy*. See *Czerny's hysterectomy*.

**Dallas'**, for the *radical cure of inguinal and femoral hernia*; after a transverse incision through the integument a special instrument is introduced to produce abrasion of the hernial canal; the instrument is then withdrawn, and the external wound sealed with iodoform-collodion, and a compress applied. The canal is obliterated by the

resulting inflammatory action.

**Davat's**, for *varicocele*; after separating the vas deferens from the veins, an acupuncture pin is passed through the scrotum. By means of a perineum needle a thread is carried subcutaneously over the veins through the same skin-punctures as the needle has made. The loop is then slipped over the head of the pin and tied tightly over the needle. A cork is now placed on the point of the pin.

**Daviel's**, for *cataract*; extraction through a large corneal incision downward, without an iridectomy.

**Davies-Colley's**: 1. *Osteotomy for talipes*; resection of a wedge of bone from the outer side of the tarsus without regard to the articulation. It always includes portions of the os calcis, cuboid, astragalus and scaphoid bones.

2. For *urano-plasty*; a triangular muco-periosteal flap is dissected from one side of the cleft, while on the other side a raw surface is prepared by reflecting a longitudinal flap in such a way that it can be turned, as on a hinge, into the cleft. The first flap is then implanted upon the second.

**Davy's**, for *osteotomy*; the same as the *Davies-Colley's operation*.

**Décé's**, for *webbed fingers*; a fold of skin is pinched up near the base of the web, and dissected toward the commissure; the fingers are then kept apart.

**Delagarde's**, to *improve a stump*; stitching of the extensor tendons into the tissues of the sole-flap in *Chopart's amputation*, to prevent tilting upward of the heel and downward of the scar.

**Delore's**. See *Redressement forcé*.

**Delpech's**: 1. For *ligation of the first part of the axillary artery*; an oblique incision is made downward along the gap that separates the pectoralis major from the deltoid, starting from the clavicle.

2. For *urethroplasty*; a single flap is raised and carried across the fistula to a new surface prepared for it.

**Del Toro's**, for *conical cornea*; destroying the apex by means of a white-hot knife.

**Demarquay's**, for *naso-pharyngeal tumor*; an incision is made from the internal angle of the eye along the nasal furrow to the free margin of the nose; it is then carried outward horizontally to the margin of the masseter muscles. Liston's forceps are used to remove sufficient bone to expose the tumor.

**Denans'**, for *enterorrhaphy*; the joining of the serous surfaces of the cut intestines by means of three metallic tubes.

**Dennis'**, for *ligation of the internal iliac artery*; it is done by a celiotomy, the abdomen being opened in the middle line by an incision extending from the symphysis pubis to the umbilicus.

**Denonvillier's**, for *rhinoplasty*; a triangular flap is raised from the side of the nose above the defective ala, with its pedicle internal, and is then displaced downward into position.

**Desault's** (*P. J.*): 1. For *double hare-lip*; gradual and continuous backward pressure of the pre-maxillary bone, by means of a bandage.

2. For a *preternatural anus*; a plug is placed in the two ends of the intestine so that its middle rests on the spur of mesentery; when the latter has been sufficiently obliterated, the plug is removed and an external obturator bandage is applied.
3. For *restoration of Stensen's duct*; a seton is passed through the cheek into the mouth in the course of the duct. When the patency of the new duct has been established, the seton is removed and the external aperture is closed.
4. For *stricture of the lacrimal duct*; the application of cauterants by means of threads passed through the duct.

**Desmarres'**: 1. *Iridectomy*; after incision of the cornea with eye-forceps, a fold of iris is drawn out and excised.

2. For *pterygium*; detachment and transplantation of the pterygium.

**Desprez'**, for *naso-pharyngeal polypus*; removal by an osteoplastic operation through the nose. The cartilaginous part of the nose is turned over to one side



after division of its connections on the opposite side. **Dezeanneau's**, for *naso-pharyngeal tumor*: the hard palate is divided in the middle line, from its junction with the soft palate, forward to or beyond the palato-maxillary suture; the section is then carried across at right angles until it approaches the alveolar process, when it is turned and carried backward to the soft palate. **Dianoux's**, for *entropion*; the formation of a ciliary and cutaneous flap; separation of the underlying muscle from the tarsus, and suture of both flaps to the margin of the latter. **Diday's**, for *webbed fingers*; two narrow longitudinal flaps are dissected up from the palmar and dorsal aspects of the fingers, and each flap is then folded round to cover the denuded surface of the finger to which it is attached. **Didot's**, for *webbed fingers*; the same as *Diday's operation*. **Diefenbach's** (*J. F.*): 1. For *amputation at the hip-joint*; an elastic ligature is applied around the limb, a circular incision is made down to the bone, the vessels are secured and the ligature removed; a knife is inserted two inches above the greater trochanter and the incision is carried down the outer aspect of the bone to meet the circular incision; the joint is then disarticulated. 2. For *blepharoplasty*; a quadrangular flap is taken from the cheek. 3. For *chiloplasty*; the diseased portion of the lower lip is removed by a wedge-shaped incision; the gap is closed by making horizontal incisions on both sides, and then introducing sutures. 4. For *ciatricial entropion*; a triangular flap is removed and the gap is closed by displacing and transplanting a large quadrilateral flap and leaving the raw surface to close by granulation. 5. To *expose the whole of the upper jaw*; an incision is made through the center of the lip, around the ala, and up along the side of the nose to the inner canthus, and then outward just below the margin of the orbit, as far as the malar prominence. 6. For the removal of *naso-pharyngeal tumors*; an incision, beginning at the lower and outer angle of the nostril, is carried along the base of the nose in the naso-labial fold until the ala of that side can be easily turned upward and inward. If necessary the same can be done on the opposite side. 7. *Osteoplasty, for cleft in the hard palate*; the edges are pared and both soft tissues and bone divided on each side, the detached portions being prised toward the middle line. 8. For *restoration of the upper lip*; (a) the formation of a quadrangular flap, attached below, at the level of the mouth, which is turned horizontally inward to meet a similar one on the other side; this is the reverse of *Sédillot's operation*; (b) two curved incisions start from the apex of the partial central defect and are carried round the alæ of the nose; the flaps thus marked out are detached and brought together in the median line. 9. For *rhinoplasty*; (a) repair of the nose by taking a pyriform flap from the forehead; (b) three elongated flaps are raised from the sunken nose and then re-united with sutures, and made to project forward by drawing previously detached portions of the cheeks toward the median line. 10. For *single hare-lip*; a modification of *Stokes' operation* in which additional incisions are made skirting the ala nasi, with the object of securing more tissue. 11. For *symblepharon*; it consists in folding the lid inward and placing the skin against the eyeball. 12. For *tenotomy*; division of the belly of the muscle. **Dittel's**, for *enlarged prostate*; enucleation of the lateral lobes of the prostate by an external incision. **Dolbeau's**, for *lithotomy*; a median incision is made into the prostatic urethra, followed by dilatation of the wound by means of metallic dilators; the stone is then crushed and the débris evacuated. **Donegana's**, for *iridodialysis*; it is done by means of a special needle; the iris is detached

and then incised from its circumference toward the center. **Dowell's** (*G.*), for *the radical cure of hernia*; plugging of the mouth of the sac with its invaginated fundus and securing the fundus to the surrounding tissues by sutures tied over a piece of cork. **Drausart's**: 1. For *ptosis*; the occipito-frontalis muscle is brought to act on the lid through the medium of cicatricial bands, by means of threads, which are allowed to ulcerate their way through the tracks along which they were passed. 2. For *retinal detachment*; iridectomy, the recumbent position, a pressure-bandage, and subcutaneous injection of small doses of pilocarpin. **Dub-rueil's**: 1. For *amputation of the hand*; a single semilunar flap is formed from the dorsal surface of the metacarpal region of the thumb, and when raised, the two ends of its base are joined by a circular incision around the arm at the wrist, followed by disarticulation. 2. For *amputation of the toes*; disarticulation of the toes *en masse* at the metatarso-phalangeal joints by a more or less circular incision, a U-shaped flap being cut from the inner side of the great toe. **Dudley's**, for *retroversion of the uterus*; the abdomen is opened, and a strip is denuded from the anterior surface of the uterus, and likewise a strip along the inner side of each round ligament, followed by suturing of the three together. **Duncan's**: 1. For *lacerated perineum*; an incision is made in the median line on the posterior vaginal wall as far as the laceration extends. From the lower end of this an incision is made up along the vulval border of the laceration on either side. The flaps thus outlined are dissected up, and stitched together, and the labia brought together by deep cutaneous sutures. 2. A method of *transfusion*; re-infusion of the patient's own blood mixed with a solution of sodium phosphate. **Duplay's**: 1. For *epispadias*; the urethra is formed at the expense of the corpus spongiosum and corpora cavernosa instead of by flaps. 2. For *hypospadias*; it is performed in three stages; (1) straightening of the penis and the formation of a meatus; (2) the formation of a canal from the meatus to the hypospadiac opening; (3) junction of the old and new canals. **Dupuytren's** (*G.*): 1. Method of performing *amputations*; the double-flap method, the skin-incisions being made by cutting from without inward, and the flaps completed by transfixion. 2. For *amputation at the shoulder-joint*; two rounded flaps are taken from the outer and inner aspects of the arm; the outer flap is made first by transfixion from behind at a point two inches below the acromion; the bone is then disarticulated and a short inner flap cut from within outward. 3. For *atresia vaginæ*; combined incision and dilatation. 4. For *chiloplasty*; excision of the diseased tissue, the wound being allowed to heal by granulation. 5. For *closure of an artificial anus*; compression of the spur with the clamp, followed by a plastic operation on the skin. 6. For *division of contracted palmar fascia*; the open method, both skin and fascia being divided by a simple transverse incision. 7. For *excision of the elbow*. The same as *Moreau's operation*. 8. For *lithotomy*; the bilateral method. See *Lithotomy*. 9. For *stricture of the lacrymal duct*; incision of the anterior wall of the sac, and the passage of a fine gold or silver probe through the duct. 10. For *suture of the intestine*; the edges of the wound are turned inward and the opposed folds of serous membrane brought together by means of an ordinary continuous suture, without involvement of the mucous membrane. 11. For *wry-neck*; tenotomy of the sterno-mastoid muscle. **Duval's** (*M.*): 1. For *amputation of the leg*; an oblique elliptical incision is made around the limb above the malleoli and the bone divided higher than in *Guyon's operation*. 2. For *ligation of the*

*common iliac artery*; an incision about five inches in length is commenced one-and-one-quarter inches to the outer side of the spine of the pubes, just above Poupart's ligament; after running parallel with this ligament for one-and-a-half inches, the incision curves sharply upward and is directed toward a point one-and-one-quarter inches to the outer side of the umbilicus. **Ely's**, for *otitis media suppurativa chronica*; the grafting of small pieces of skin on the granulating surfaces. **Emmet's** (*T. A.*): 1. *Colporrhaphy*; a modification of **Sims' colporrhaphy; the sutural approximation of three equidistant, transverse, infracervical denuded spots on the anterior wall of the vagina, and the apposition of the opposing edges of the folds thus formed after abrasion. 2. For *cystocele and urethrocele*; the *buttonhole operation*; the removal of a small circular portion of tissue, opening the bladder or urethra, to provide for drainage; this is afterward closed by operation. 3. For *lacerated perineum*; the crest of the rectocele and the two lower caruncles are drawn together by tenacula, and the tissue thus folded together is denuded as far into the sulci as the folds extend. The V-shaped stitches are passed from the center toward the circumference in the sulci, and the perineum is closed by two or three superficial sutures. 4. For *ovariotomy*; the pedicle is ligated with silver wire. 5. For *prolapsed uteri*; freshening of the anterior vaginal wall in the middle line and on either side. The two lateral denudations together should correspond in size and shape to the one in the median line. The lateral fresh surfaces are then folded on the central one and stitched. See **Emmet's colporrhaphy**. 6. For *trachelorrhaphy*; the edges of the rent are pared and united by sutures. **Erichsen's**: 1. For *nevus*; ligation of the base with a double ligature which is tied in segments. 2. For *varicocele*; after separation of the vas deferens from the veins, an incision one-half inch long is made on the anterior and posterior aspects of the scrotum; the veins are then included in a loop of wire without implicating the scrotum. **Esmarch's**: 1. For *amputation through the foot*; a modification of **Pirogoff's amputation; two incisions are made, one across the sole and the other across the dorsum of the foot. 2. For *amputation at the hip-joint*; the soft parts of the thigh are divided to the bone by a single sweep of the knife five inches below the tip of the trochanter; the bone is then sawn across and a second incision is made to join the first from a point two inches above the trochanter, when the bone is shelled out. 3. For *ankylosis of the lower jaw*; an incision about two inches long is made along the lower border of the jaw, and a wedge-shaped piece of bone is removed from the horizontal portion. **Estlander's**: 1. *Thoracoplasty for empyema*; resection of several ribs to allow the chest-wall to come in contact with the lung. 2. For *restoration of the lower lip*; a triangular flap is so fashioned from the upper lip that its base contains the coronary artery, while its apex is situated on the cheek; this flap is turned downward, with its apex occupying the lower angle of defect. **D'Etioilles' (Leroy)**: 1. For *the radical cure of inguinal hernia*; a scrotal fold is passed in the inguinal canal and held by means of special forceps. 2. For *iridectomy*; removal of a portion of the iris by an instrument constructed like a tonsillotome. **Everbusch's**, for *ptosis*; it consists in shortening the tendinous attachment of the levator palpebre to the tarsus. A horizontal incision is made in the center of the lid; threads armed at each end are used, and, after transfixing the tendon in the wound, the needles are brought out at the free margin of the lid, and the silk tied. **Farabeuf's******

(*L. H.*): 1. For *amputation at the elbow-joint*; (a) an elliptic amputation with the highest point of the ellipse over the prominence of the olecranon; (b) a modification of **Guérin's operation** in which the single external flap is made longer. 2. For *amputation of the foot*. See *subastragaloid amputation* of the same surgeon, with which this is identical in all essential points. 3. For *amputation of the forefinger*; disarticulation at the metacarpophalangeal joint by an external palmar flap. 4. For *amputation of the great toe*; disarticulation at the metatarsophalangeal joint by an internal plantar flap. 5. For *amputation above the knee-joint*; a modification of **Carden's amputation** in which two flaps are formed, the anterior being the longer one. 6. For *amputation of the leg*; it is done at the "place of election" by a large external flap, being a modification of **Sédillot's operation** in which the anterior tibial artery is preserved in the entire length of the flap. 7. For *amputation of the thigh*; a modification of **Spencer's amputation** in which slightly different flaps are used. 8. For *amputation of the thumb*; disarticulation at the metacarpophalangeal joint by an oblique palmar flap. 9. For *subastragaloid amputation*; by a large internal and plantar flap. 10. For otherwise impossible labor. See **Galbiati's Operation**. **Fenger's (C.)**: 1. For *gastrostomy*; a parietal incision is made parallel with and near to the left costal margin. 2. For *traumatic cerebral abscess*; exploratory puncture and aspiration, in conjunction with trephining. **Fenwick's**, for *excision of the knee*; both femur and tibia are sawn in a curved line so as to make them fit together more accurately. **Fergusson's (Sir W.)**: 1. For *amputation through the foot*; the same as **Pirogoff's operation**, except that the malleoli are not interfered with, unless diseased, the retained portion of os calcis being thrust up between them. 2. For *amputation at the hip-joint*; a modification of **Liston's amputation** in which the posterior flap is made longer than the anterior. 3. For *division of the levator palati muscle*; a triangular-bladed knife, set at right angles, is introduced behind the velum and the muscle divided close to its origin. 4. For *double hare-lip*; removal of the premaxillary bone. 5. For *excision of the upper jaw*; the same naso-labial incision is made as in **Liston's operation**, a second cut being made from the angle of the mouth to the malar bone, and, if needed, a third at right angles to the outer extremity of the buccal wound. 6. For *lithotomy*; lateral lithotomy with the curved staff. 7. *Osteoplasty for a cleft in the hard palate*; the same as **Dieffenbach's operation**. **Fischer's**, for *stricture of the lacrimal duct*; the same as **Schmalz's operation**, except that a loop of twilled silk is used on the end of a catgut string. **Flajani's**, for *iridodialysis*; the same as **Himly's operation**. **Flap-operation**: 1. A method of *amputation*; the formation of definite flaps, embracing the skin only, or all the soft parts. 2. For *cataract-extraction*; a curved section of the cornea of sufficient extent for the removal of large, hard cataracts. 3. For *cicatrical entropion*. See **Fricke's** and **Dieffenbach's operations**. **Flap-splitting**. See **Tail's Operation**. **Flarer's**, for *trichiasis and cicatrical entropion*; the lid is split into two portions as far back as the ends of the hair-bulbs of the cilia. The anterior flap, containing the bulbs, is then cut away by incision through the skin from above. **Forbes' (S. F.)**, for *amputation through the foot*; a modification of **Chopard's operation**, the three cuneiform bones being disarticulated from the scaphoid and the cuboid bone sawn through in the same line. **Forbes' (W. S.)**, the division of the accessory tendons of the extensor communis digitorum



muscle, in order to give the ring-finger of musicians (especially pianists) greater freedom of action. **Förster's**, for a *ripening cataract*; iridectomy, followed by circular rubbing of the cornea with a blunt instrument. **Forster's (C.)**, for *gastrostomy*; a parietal incision is made in a vertical direction through the top of the linea semilunaris. **Foullioy's**, for *amputation at the hip-joint*; the same as *Ravaton's amputation*, the common femoral artery being ligated at the fold of the groin as a preliminary step. **Franco's**: 1. For *cystotomy*; the original supra-pubic method. See *Cystotomy*. 2. For *double hare-lip*; complete removal of the pre-maxillary bone as a preliminary step. **Frank's**, a method of performing *Cesarean section*; the uterus is turned out of the abdomen before incising; drainage is obtained by passing a tube through the wound and into the vagina; the round ligaments are brought together and sutured. **French's**, for *carbuncle*; subcutaneous incision. **Frère Côme's**, for *lithotomy*; the high operation. See *Lithotomy*. **Frère Jacques's**, for *lithotomy*; a long knife is thrust in the ischio-rectal fossa, penetrating the bladder behind the prostate, then cutting forward; a staff is used, which, however, is not grooved. **Freund's**: 1. For *hysterectomy*; by abdominal section. 2. For *laceration of the female perineum*; the bilateral method, with extension of the vaginal triangles or tongues along the cicatrices on either side, and leaving sound vaginal wall about the median line. **Fricke's**: 1. For *blepharoplasty*; a tongue-shaped flap is taken from the temple or cheek. 2. For *cicatricial entropion*; a flap-operation similar to *Dieffenbach's operation*. **Fritsch's**: 1. For *posterior colporrhaphy for extreme degrees of rectocele*; a modification of *Simon's operation*; denudation of the posterior vaginal wall, with a larger perineal denudation. The raw surfaces are closed by vaginal and perineal sutures. 2. For *vaginal hysterectomy*; the broad ligaments are first operated upon; lateral incisions are made in the vaginal vault, the tissues carefully separated, hemorrhage controlled by sutures, and the incisions united by anterior and posterior incisions; the uterus is turned forward and brought down. **Fritz's**, for the *radical cure of inguinal hernia*; after reduction, pins, protected at each end by ivory or bone discs, are passed in front of and behind the cord in the canal and allowed to remain ten days; ulceration results, which is intended to close the canal and consequently cure the hernia. **Fryer's**, a method of *transfusion*; the direct method, with the use of a modified Aveling instrument. **Fuchs' (E.)**, for *tarsorrhaphy*; the lower lid is split into two laminae to the desired extent by an intermarginal incision; this is converted into a flap by a short incision downward from the inner extremity of the first incision; the same incision as the first is made in the upper lid and then the zone of hair-follicles is ablated; the wound is then sutured. **Furnari's**: 1. For *iridectomy*; the same as *Physick's operation*. 2. For *pannus*; removal of a circular strip of conjunctiva at the circumference of the cornea. **Gagnele's**, for *varicocele*; subcutaneous ligation of the varicose veins by silver wire twisted on metal buttons. **Gaillard-Arlt's**, for *entropion*. See *Arlt's Operation*. **Galabin's**: 1. For *lacerated perineum*; the denudation follows the cicatrix, but extends a little beyond in all directions. 2. A method of *transfusion*; the direct method; a piece of elastic tubing, supplied at the extremities with cannulae and spring-clips, is employed. **Galbiati's**, for otherwise impossible labor due to contracted pelvis; 1. Also called *bi-pubeotomy* and *ischio-pubeotomy*; it consists in the division of the ischiatic and horizontal branches of the pubes with the chain-saw, followed by the application of the ob-

stetric forceps to the head of the fetus. 2. *Symphysiotomy*. **Galezowski's**: 1. For *cataract*; the incision is made as in *Wright's operation*, except that the point of the knife is made to divide the capsule. 2. For *pterygium*; turning of the apex under the base. 3. For *synec-tomy*; it is done by means of a needle with a cutting-edge. **Gant's**: 1. For *excision of the tongue*; a modification of *Jaeger's operation*. 2. For *ankylosis of the hip-joint*; division of the shaft of the femur just below the lesser trochanter. **Garretson's**, for *staphylorrhaphy*; the same as *Fergusson's operation*, except that the operator stands behind the patient. **Garrigues'**, a method of *transfusion*; the indirect method, the blood being defibrinated and filtered before being injected. **Gély's**, for *suture of the intestine*; two straight needles at the ends of a single thread are introduced behind and at the sides of the wound, and made to traverse the outer coats of the bowel in a direction parallel to the edge of the wound for a distance of four or five mm. The needles are then crossed and the procedure repeated as often as necessary. **Gensoul's**: 1. For *double hare-lip*; forcible repression of the pre-maxillary bone by seizing the projecting tubercle at its extremity and fracturing the bony processes that support it. 2. For *excision of the upper jaw*; one incision is carried vertically downward from the level of the inner canthus through the lip; a second is started at right angles to the first at the level of the floor of the nose; and a third is carried upward in front of the ear to the external angular process of the frontal bone. 3. For *stricture of the lacrymal duct*. See *Laforest's Operation*. **Gérardin's**, for *prolapse of the uterus*; denudation of the median portion of the ventral and dorsal vaginal walls, or of the ventral lip of the cervix and dorsal vaginal wall, and union by sutures. **Gerdy's (P. N.)**: 1. For *entropion*; also called the *scalping operation*; removal of the entire margin of the lid. 2. For the *radical cure of inguinal hernia*; by invagination of the scrotum in the inguinal canal, and its retention there by means of a suture passed by a long needle. 3. For *stricture of the lacrymal duct*; by two vertical parallel incisions into the duct, with excision of a quadrilateral piece of bone from the inner wall. **Gibson's**: 1. For the *formation of an artificial pupil*. See *Beer's Operation*. 2. For *cataract*; removal of a soft lens through a small corneal incision. **Gillespie's**, for *excision of the wrist*; it is done by a single longitudinal dorsal incision between the extensor communis and extensor secundi muscles, without division of the tendons. **Gioppi's**, for *cataract*; the lens in its capsule is extracted with a spoon-like instrument through an incision similar to *Graefe's incision*. **Giraldès'**, for *single hare-lip*; the *mortise operation*; two flaps are made, the first with its base attached above to the root of the nose, the second attached below, on the opposite side of the cleft at the muco-cutaneous junction; an incision is then made outward from the ala and the surfaces are approximated by turning the first flap up and the second down. **Giraud's**, for *stricture of the lacrymal duct*; a modification of *Desault's operation*, in which a thread is passed through the duct. **Godlee's**, for *hepatotomy*; it is performed in two stages, as in *Volkmann's operation*, except that stitches are passed deeply into the substance of the liver, and in a double row. **Goodsall's**, for *horse-shoe fistula in ano*; a single division is made in the posterior median line, to avoid incontinence from repeated division of the sphincter. **Gould's (Pearce)**: 1. For *amputation of the penis*; complete removal of the organ by dissecting off the crura. 2. For *varicocele*; the vas deferens is separated from the veins at the upper

part of the scrotum, and the skin is divided between the two by transfixion; the veins are then secured in a loop of platinum wire attached to a battery. **Gouley's**: (*J. W. S.*) 1. For *external urethrotomy*; a small conductor is passed through the stricture, and, guided by this, the stricture is divided and a catheter conducted into the bladder. 2. For *extirpation of the penis*; a curvilinear incision is made on either side of the root of the penis; the cavernous bodies and the urethra are transfixed with needles, and the organ is amputated  $\frac{1}{8}$  inch in front of these; a grooved staff is passed into the bladder; a sharp-pointed scalpel is carried through the perineum and lodged in the groove of the staff, and all the tissues are divided from behind forward; the urethra is stitched to the skin; the crura are removed. 3. For *hypospadias*; a flap is removed from either side of the normal site of the urethra, and the skin brought forward so that the denuded surfaces are doubled on themselves; they are then secured by stitches. 4. For *internal urethrotomy*; it is done with a special tunneled urethrotome after *Maisonneuve* and *Voillemin*; or, with a special dilating instrument. **Goyrand's** (*N.*): 1. For *division of the contracted palmar fascia*; a longitudinal incision is made in the skin in the long axis of the contracted band, which, when exposed, is divided transversely. 2. For *ligation of the internal mammary artery*; an oblique incision two inches long is made at the end of the intercostal space near the edge of the sternum. **Von Graefe's**: 1. For *cataract*; extraction of the cataract through a scleral incision, with iridectomy and laceration of the capsule. 2. For *conical cornea*; (a) A small portion of the cornea is removed in the immediate vicinity of the apex of the cone, without perforation, in order to induce cicatricial contraction. (b) The production of an ulcer at the apex of the cornea to give rise to cicatricial contraction. 3. For *dacryops*; the introduction of a fine thread through the lacrymal duct and anterior wall of the cyst; the ends are tied and the ligature is allowed to slough through, or the tissue may be divided after a few days. 4. For *ectropion*; the denudation of a wedge-shaped portion of the lid, and the edges brought together by a hare-lip suture, after an incision in the cheek, parallel with the margin of the orbit. 5. For *entropion*; (a) two vertical incisions are made through the skin of the upper lid, which lid is split into an anterior and a posterior leaf, and the cutaneous margins are entered higher up along the vertical incisions. (b) A horizontal incision is made through the skin of the upper lid, and a triangular piece of skin, with its base downward, is removed; also a triangular portion of the tarsus, base upward, is removed; the wound is then sutured. 6. For *evisceration*; removal of the cornea and adjacent zone of the sclera; the contents of the eyeball are entirely scooped out with a spoon, and the opening is closed with sutures. 7. For *fistula of the lacrymal gland*; extirpation of the gland. 8. For *prolapse of the lower lids*; excision of a triangular portion of skin, and closure of the wound vertically. 9. For *ptosis*; excision of the fibers of the orbicularis muscle. 10. For *retinal detachment*; incision of the retina by a needle made to penetrate the vitreous chamber through the sclerotic, near the cornea. 11. For *rhinoplasty*; the same as the *Tagliacotian method*, *q. v.* 12. For *single hare-lip*; the edges are prepared by an arch-like incision and brought together with the muco-cutaneous margins even. 13. For *staphyloma*; the production of suppurative choroiditis, followed by natural atrophy of the globe of the eye. 14. For *strabotomy*; a small incision is made midway between the center and the lower edge of the mus-

cle's insertion (internal rectus) near the edge of the cornea; a hook is introduced from below upward and the tendon is divided close to its insertion. 15. For *trichiasis*; a modification of *Arlt's operation*; the lid is split into two flaps, and the flap containing the hair-bulbs is transplanted away from the margin of the lid after two vertical incisions have been made on either side. **Graefe-Romberg**, for *blepharospasm*; division of the supraorbital nerve. **Green's**: 1. For *entropion*; an operation combining the essential features of the *Arlt-Jaesche* and *Anagnostakis' operations*, but the chief feature is that the sutures are made to include the upper border of the tarsus and the tendon of the levator. 2. For *readjustment of the levator palpebrae muscle*; dissection through the upper border of the upper lid to reach the eyeball, without opening the conjunctival sac, followed by suture of the tendon of the levator. **Gritti's** (*R.*), for *amputation above the knee-joint*; the patella is preserved in a long anterior flap, and, having had a thin slice removed from its deep surface, is secured in apposition with the femur, the latter having been deprived of its articular surface by being sawn through the condyles. **Gross'** (*S. D.*): 1. For *amputation of the foot*; a modification of *Syme's operation*; the plantar incision is made further anteriorly, thus affording greater chances of a good blood-supply. 2. For *amputation of the great toe*; the operation is performed through the continuity of the metatarsal bone, not at the articulation; there is a dorsal incision. 3. For *varicocele*; subcutaneous ligation with a stout cord or silver wire and a cork compress. **Gross'** (*S. W.*), for *internal urethrotomy*; a special exploratory urethrotome is used to divide the stricture from within outward. **Grossmann's**, for *retinal detachment*; aspiration of the effused sub-retinal fluid and slow injection of a warm saline solution into the vitreous. **Guening's**: 1. For *pannus*; curetting of the cornea. 2. For *removing steel or iron from the eye*; by means of a magnet the foreign body is drawn out through the original wound, or extracted through an incision made in the sclera, when the particle can be drawn to a favorable site. **Guérin's**: 1. For *amputation at the elbow-joint*; by a single external flap. 2. For *carbuncle*. See *French's operation*. 3. For *excision of part of the upper jaw*; a curved incision, with its convexity outward, is made from the ala of the nose to the angle of the mouth; the soft parts are dissected up, the nostril opened, and the bone removed by dividing the hard palate in the middle line and its facial aspect outward to the maxillary tuberosity. 4. For *iridotomy*; a crucial incision of the iris through the cornea. 5. For the removal of a *nasopharyngeal polypus*; by removal of part of the upper jaw. See *Guérin's excision of part of the upper jaw*. 6. For *subconjunctival strabotomy*; a Z-shaped tenotomy, introduced between the muscle and the sclera, divides the former when the cutting-edge of the instrument is turned forward, and a slight sawing motion is applied. **Guérin and Brodhurst's**, for *congenital dislocation of the hip*; subcutaneous division of the stronger muscles connecting the femur and the pelvis, followed by continuous extension. **Guérin and Desmarre's**, for *correctop*; by means of a punch-like knife a small portion of the cornea is removed, into which opening the iris falls, and is retained by adhesions. **Günther's**, for *amputation at the hip-joint*; disarticulation by a modified oval method, with the summit of the incision on the outer side. **Gussenbauer's**: 1. For *suture of the intestine*; it combines the *Czerny* and *Lembert sutures* in one, but does not traverse the mucosa. 2. For *tapping the pericardium*; resection of part of the fifth rib, followed by incision of the pericardium. **Guthrie's**: 1.



For *amputation at the hip-joint*; antero-posterior flaps are made by cutting from without inward. 2. For *amputation at the neck of the humerus*; it is done by the oval method, the incision being commenced beneath the acromion process and carried to the inner side of the arm, then beneath to the outside, where it is met by another incision begun at the same point as the first. 3. For *ligation of the first part of the axillary artery*; an incision is made in the course of the artery through the ventral fold of the armpit, with complete division of the soft parts. **Guyon's**, for *amputation of the leg*; supra-malleolar division of the bones and covering of the terminal part of the stump with the tissues of the back of the heel. **Hagedorn's**: 1. For *double hare-lip*; the soft parts covering the premaxillary bone are pared, also the margins of the cleft, and the parts are then brought together by sutures. 2. For *single hare-lip*; the margins of the gap are isolated by incisions and removed, and the raw surfaces are brought together. **Hahn's**: 1. For *gastrostomy*; the parietal incision is made parallel with the lowest rib, and the stomach is opened through the eighth intercostal space. 2. For *intubation of the pylorus*; gastrotomy is performed and the tube is carried through the stenosed pylorus into the duodenum and left there. 3. For *knock-knee*; osteotomy on the outer as well as on the inner side of the femur. 4. For *nephrorrhaphy*; the capsule of the kidney is exposed by an incision in the loin between the ilium and the last rib. In the first operation sutures were carried through the perinephric fat alone; later, they were placed in the capsule proper. **Halpin's**, for *extirpation of the lacrimal gland*; a curved incision is made through the middle of the eyebrow, with removal of the gland, and drainage. **Halsted's** (*W. S.*): 1. For the *radical cure of inguinal hernia*; the same as *Bassini's operation*. 2. For *suture of the intestine*; a modification of *Lembert's suture* in which each stitch includes not only the whole muscular coat, but also a little of the submucous coat. **Hancock's**: 1. For *amputation through the foot*; a modification of *Pirogoff's operation* in which the sawn surface of the os calcis is brought in contact with the transverse section of the astragalus. 2. For *glaucoma*; intraocular ciliary myotomy. **Handyside's**, a method of performing *ovariotomy*; the ligatures of the pedicle are carried through Douglas's pouch into the vagina. **Hardie's**, for *division of a contracted palmar fascia*; a modification of *Goyrand's open method*, in which an incision is made across the hand above the principal transverse fold of the palm and over the tense fascia. **Harrison's** (*R.*): 1. For *internal urethrotomy*; a special urethrotome is used to divide the stricture from without inward. 2. For *puncture of the bladder through the prostate gland*; a special straight trocar is introduced in the middle line  $\frac{3}{4}$  of an inch in front of the anus, and pushed through the prostate into the bladder. **Hasner's**, for *blepharoplasty*; two tongue-like flaps are made, one above, and the other below the eye, to supply the deficiency in the lid. **Hawkins'**, for *contraction of the palmar fascia*; one transverse incision in the palm, to divide the large fascial bands, and semicircular incisions at the base of the little and ring-fingers, to divide the digital prolongations of the fascia. **Hay's**: 1. For *stricture of the lacrimal duct*; the passage of a special probe, having a hook at one extremity. 2. For *strabismus*; conjunctival incision and tenotomy. **Heart's**, for *excision of the tongue*; the section through the tongue is made with an *écraseur*. **Heath's**, for *fixity of the lower jaw*; division of the ascending ramus beneath the masseter with a saw introduced through the mouth by means of a small incision above the last molar tooth. **Heaton's** (*G.*), for the *radical*

*cure of inguinal hernia*; the subcutaneous injection of an astringent solution to produce irritation and contraction of the tissue about the rings. **Hegar's**: 1. For *Colporrhaphy for lacerated perineum*; also called the *median operation*; it consists in a triangular denudation upon the dorsal wall of the vagina, the base of the triangle being parallel with the lower margin of the vagina, and the apex reaching almost to the cervix, an oval denudation being made upon the skin-perineum. 2. For *oöphorectomy*; the same as *Batley's operation*. **Hegar-Tait's**, for *oöphorectomy*; a misnomer for *Tait's operation*. **Heineke's**: 1. For *exostosis of the external meatus of the ear*; removal by means of a mallet and gouge. 2. For *pyloric obstruction*; the ventral wall of the strictured pylorus is divided in the long axis of the canal, and the incision is carried for the distance of one inch into the healthy tissue; the incision is then sutured in a transverse direction by catching the center of the cut on either side and making traction. **Heineke-Mikulicz's**, for *pyloric obstruction*; the same as *Heineke's operation*. **Heisrath's**, for *trachoma*; the excision of a moderately broad piece of the transition-fold of the conjunctiva, the incision to include the subconjunctival tissue and a portion of the tarsus. **Heliodorus'**, for the *radical cure of inguinal hernia*; after reduction of the hernia the sac is twisted and incised, gentle traction being made so that sufficient of the sac may be removed. **Henry's**, for *varicocele*; a modification of *Cooper's operation*; the application of a specially devised clamp, from above downward, in the line of the raphe, and removal of the redundant skin. **Herzenstein's**, for *trichiasis*; this is especially applicable in the partial forms; a ligature is passed subcutaneously around the roots of the offending cilia, and allowed to cut its way out. **Herzfeld's**, for *carcinoma of the uterus*; extirpation of the uterus through a sacral opening. **Heurte-loup's**, for *varicocele*; a modification of *Cooper's operation*; it consists in resection of the redundant scrotum, together with a portion of the veins behind. **Hey's**: 1. For *amputation through the foot*; the same as *Lisfranc's operation*, except that the internal cuneiform bone is sawn through in a line with the articulation of the second metatarsal bone, instead of being disarticulated. 2. For *amputation of the leg*; the amputation is made in the middle of the leg by a long posterior flap, cut by transfixion, and a slightly shorter anterior one. **High Operation**: 1. Supra-pubic lithotomy. See *Lithotomy*. 2. *Delivery by forceps of a fetus*, the instrument being applied at the superior strait. **Hill's** (*B.*), for *internal urethrotomy*; it is done with a modification of *Maisonneuve's urethrotome*. **Hilton's**: 1. For *amputation of the penis*; the spongy body is divided about  $\frac{1}{2}$  inch in front of the cavernous portion, splitting it longitudinally and uniting the lateral flaps to the skin. 2. For opening an *axillary abscess*; an incision is made through the skin with a knife; then a grooved director is pushed into the deeper structures until pus escapes. 3. For *fissure of the anus*; an incision is made from without, a sharp-pointed bistoury being inserted beneath the base and the point made to protrude in the bowel. 4. For *obturator hernia*; it is done by abdominal section and withdrawing the intestinal loop from within. **Himly's**: 1. For *corectopy*; the same as *Adams' operation*. 2. For *iridodialysis*; the same as *Scarpa's operation*, except that the needle is introduced through the cornea. 3. For *symblepharon*; preliminary perforation of the adhesion along the fornix, and the passing of a lead wire along the canal so formed, thus converting a posterior into an anterior symblepharon,

which can then be operated upon by simply separating the adhesions. **Von Hippel's**, for *transplantation of the cornea*; a circular portion of the leukomatous cornea is removed by means of a trephine, the membrane of Descemet being left intact; a piece of the whole thickness of a rabbit's cornea is then excised with the same trephine and transplanted. **Hirschberg's**, for *detachment of the retina*; paracentesis of the sclera over the seat of the effusion. **Hodgson's**: 1. For *ligation of the axillary artery*; a semilunar incision is made just below the clavicle, terminating near the anterior margin of the deltoid muscle. 2. For *ligation of the femoral artery*; ligation at the apex of Scarpa's triangle. **Hoffa's**, for *congenital dislocation of the hip*; the head of the femur is reached through a 3-inch incision and freed from its attachments; the cotyloid cavity is then gouged out to receive it, and reduction is accomplished under extension. The dressing consists of a plaster-of-Paris bandage, with continuous extension. **Hoin's**, for *amputation at the knee-joint*; it is done by the posterior-flap method. **Holmes' (T.)**: 1. For *ectopia vesicæ*; closure by means of reversed and superimposed flaps. 2. For *excision of the os calcis*; an incision is made from the inner edge of the tendo Achillis along the upper border of the os calcis and the outer border of the foot to the calcaneo-cuboid joint, and this is joined by another incision running across the sole, the peroneal tendons being divided. 3. For *varicocele*; a small incision is made in the scrotum, and the veins are ligated with kangaroo tendon. **Holt's**, for *internal urethrotomy*; rupture of the stricture by rapid dilatation. **Horn's**, for *chiloplasty*; removal of the diseased tissue by a V-shaped incision, and filling in of the gap by tissue from the maxillary bones. **Horner's**: 1. For *ciatricial ectropion*; the lid is dissected loose and a flap from the cheek is used to fill in the gap produced. 2. For *salivary fistula*; the diseased tissues are cut out with a punch, on a wooden spatula held in the mouth; the external wound is then closed. **Horsley's (V.)**, for *craniectomy*; the skull is exposed by raising a flap, and the bone is removed with the trephine and bone-cutting forceps. **Hotz's**: 1. For *entropion*; it is on the same principle as *Anagnostakis' operation*, but more of the orbicularis muscle is removed, and the sutures are placed higher up. 2. For *trichiasis*; the skin above the lid-margin is united to the upper border of the tarsal cartilage. **Howse's**: 1. A method of performing *gastrostomy*; a vertical incision is made in the sheath of the rectus muscle, a little to the inner side of its outer border. 2. For *lumbar colotomy*; a modification of *Bryant's operation* in which the operation is carried out in two stages, two pairs of pressure-forceps being made to grasp the muscular coats of the colon, and to hold the bowel until the time for establishing the artificial anus. 3. For *nephro-lithotomy*; an incision is made in a vertical direction, and this is supplemented by a transverse one; the knife is entered close to the edge of the erector spinæ muscle, below the lower border of the twelfth rib, and is carried obliquely downward and forward toward the crest of the ilium. 4. For *varicocele*; after the vas deferens has been separated from the veins, an incision  $1\frac{1}{2}$  or 2 inches long is made over the varicocele; the veins are then ligated above and below, and the included bundle is excised. **Hue's**, for performing *circumcision*; an elastic ligature is made to transfix the dorsal aspect of the prepuce by means of a curved needle; the ligature is then tied in front and allowed to cut through. **Hueter's**: 1. For *excision of the elbow*; a modification of *Ollier's operation*. 2. For *excision of the facial nerve*; the incision is made in front of the ear, and one

of the branches of the nerve is exposed in the parotid gland; this is to be followed back to the trunk. 3. For *excision of the shoulder*; it is done by a single anterior vertical or oblique incision. 4. For *chiloplasty (lower lip)*; the margins of the defect are brought together and an incision is made in the cheek horizontally outward from the oral angle, involving the whole thickness on the distorted side; the mucosa on each side of the new wound is reflected a little and then united to the skin by sutures. 5. For *rhinoplasty*; a quadrilateral flap is taken from the dorsum of the nose to form a new columna. 6. For *stretching the facial nerve*; an incision two inches long is made in front of the ear, its center being opposite to the upper part of the lobule. **Huguier's**: 1. A method of performing *colotomy*; the right lumbar operation. 2. For *iridodialysis*; the iris is divided from the center to the circumference, and each lip is then detached. 3. For the removal of a *naso-pharyngeal tumor*; the same as *Bérard's operation*, except that a smaller fragment is removed; the bone is divided horizontally from the maxillary tuberosity to the anterior nares, and the base of the pterygoid process is cut through: the lower part of the jaw is then dislocated downward within the mouth. **Hulke's**, for *fistula of the lacrimal gland*; a silk thread armed with a needle at either end is passed from the orifice of the fistula through the conjunctiva and allowed to remain; a triangular portion of the upper lid is thus included in the thread. **Humphrey's**: 1. For *amputation of the penis*; a circular skin-flap is made, the urethra is dissected loose from its attachments to the stump of the corpora cavernosa, drawn through a slit made at the base of the scrotum on the under side and attached to the margins of the slit so as to make an artificial meatus in the perineum. 2. For *excision of the condyle of the lower jaw*; the condyle is exposed by reflecting a triangular flap upward, and the bone is sawn through the neck, all of the condyle and external pterygoid process being removed. **Hunter's (John)**: 1. For *aneurysm*; ligation of the artery on the cardiac side of the aneurysm at some distance from it. 2. For *internal urethrotomy*; it is done with a special dilating urethrotome. 3. For *ligation of the femoral artery*; it is done in the aponeurotic canal. 4. For *trichiasis*; after puncturing the hair-bulb with a fine knife to the depth of  $\frac{1}{8}$  of an inch, a needle, dipped in some irritant, is introduced and the hair extracted. **Hutchinson's**: 1. A method of performing *ovariotomy*; application of a clamp to the pedicle. 2. A method of *transfusion*: the indirect method, with the use of a fountain-syringe devised for the purpose. 3. For *varicocele*; the open method of deligation. **Indian**, for *rhinoplasty*; a flap is taken from the forehead, with its pedicle at the root of the nose; hollow plugs are inserted into the nostrils, and the flap is secured. See *Keegan's operation*. **Invagination Method**. See *Jobert's operation*. **Italian Operation**: 1. For *cystotomy*. See *Allarton's operation*. 2. For *rhinoplasty*; the skin is taken from the arm over the biceps; the flap is cut on three sides, and after the skin has shrunk it is fitted to the fresh margins of the defect, the arm being bandaged in position for at least eight days. **Jaboulay's**. See *Exothyropexy*. **Jacobs'**, for *trichiasis*; scalping of the edge of the lid, including the cilia and the hair-bulbs. **Jacobson's**: 1. For *amputation of the penis*; it is done by the flap-method, the flap being taken from above. 2. For *cataract-extraction*; scleral section, the flap skirting the lower margin of the cornea; iridectomy. **Jacque's**, for *excision of the tongue*; it is done through an opening made in the cheek. **Jaeger's**: 1. For *cataract-extraction*; the incision is



made with a concave knife. 2. For *ectropion*: detachment of the everted lid, except at the angles, and its adaptation to the eyeball. 3. For *ectropion of the upper lid*; the incision is made parallel to the edge of the lid, with excision of a portion equal to the difference in the lengths of the lids; the wound is then sutured. 4. For *entropion*: excision of a portion of the lid with the cilia and hair-bulbs, and healing by granulation. 5. For *excision of the elbow*: a modification of *Morveau's incision*, in which the outer vertical limb of the H is omitted. 6. For *excision of the tongue*; excision through an opening made in the cheek by a curved incision extending from the angle of the mouth to the anterior edge of the masseter muscle. 7. For *trichiasis*: paring away of the edge of the lid; removal of the portion of skin over the hair-bulbs. **Jaesche's**: 1. For *distichiasis*: the margin of the lid is separated except at either end; an incision is made parallel to this, and the intermediate portion of skin is removed; the wound is then closed with sutures. See *Arlt's Operation*. 2. *Plastic*; the triangular gap is closed by displacing and transplanting a flap marked out by a curved lateral incision, and sutures are applied. **Janin's**, for *iridotomy*; a vertical incision of the iris is made on the inner side of the pupil by a knife or scissors introduced through the cornea. **Jeffray's**, for *excision of the knee*; it is done by two vertical lateral incisions. **Jenks'**, for *lacerated perineum*; denudation of the surface by means of scissors introduced at the lower edge, close to the integument, and made to dissect up the lower surface without being withdrawn. **Jobert's (M.)**: 1. For *castration*; a curved incision is made upon the scrotum, with its convexity turned downward and inward. 2. For *ligation of the upper part of the popliteal artery*; an incision, three inches in length, is made parallel with and just posterior to the tendon of the adductor magnus muscle, commencing at the junction of the middle with the lower third of the thigh. 3. For the *radical cure of hernia*; two cannulated needles are passed and the cannulae allowed to remain until the requisite amount of inflammation has been produced. 4. For *suture of the intestine*; the *invagination method*; the upper segment is transfixed near the divided margin on two opposite sides by a needle and thread; the two ends of the thread hanging down on each side are both armed with needles, and, the intestinal wall of the lower segment being transfixed, the invagination is completed, partly by traction on the sutures, and partly by squeezing. **Jones' (P.)**, for *lumbar colotomy*: a modification of *Bryan's operation* in which the lower end of the colon is closed by detaching the mucosa from the upper segment of the bowel and adjusting it by sutures. **Jones' (S.)**, a method of performing *gastrostomy*; the parietal incision is made almost in a vertical direction, in a line drawn from the left nipple to the spine of the pubes. **Jones' (W.)**, for *ectropion*; a V-shaped incision is made with its apex directed away from the margin of the lid; when this is united with sutures, after the skin has been freed from the underlying tissues, the wound is Y-shaped. **Jordan's**, for *resection of the nose for removal of polypi*; osteoplastic resection of the nose and splitting of the upper lip to give more room. **Jordan's (Furueux)**: 1. For *amputation at the hip-joint*; the soft parts are divided down to the bone by the circular method, as low down as possible, and the femur is shelled out by a longitudinal incision along the outer side of the thigh. 2. For *amputation at the shoulder-joint*; the soft parts are divided down to the bone by the circular method, three or four inches below the axilla, and the humerus is shelled out by a longi-

tudinal incision along the outer and posterior aspect of the limb, meeting the circular incision at right angles. 3. For *excision of the tongue*; division of the cheek back to the ramus of the jaw, and removal of the diseased part by two *écraseurs*, worked simultaneously. The same as *Jaeger's operation*. 4. For removal of a *tumor of the naso-pharynx*; an incision beginning at the gingivo-labial fold, just below the posterior margin of the nostril, is carried forward into the nasal cavity, on through the ala of the nose, and along the lateral aspect of the nose; the whole upper lip is then divided, the flaps turned aside, and the anterior nares exposed. **Jörg's**, for otherwise *impossible labor*. See *Laparo-elytrotomy*. **Jurine's**, for *iridotomy*; the needle is introduced through the sclerotic, and the iris is punctured from behind forward, and from before backward, and the punctures are united by an incision. **Kappeler's**, for *cholecystenterostomy*; it is performed in one stage; the distended gall-bladder is emptied by puncture with a trocar, and the margins of the wound, after being enlarged, are united, by means of a double row of sutures, to the highest part of the jejunum. **Keegan's**, a method of *rhinoplasty*; the *Indian method*; the flap being derived mainly from one side of the forehead. **Keen's (W. W.)**: 1. For *linear craniotomy*; the skull is exposed through a slight flap, and the bone is divided by means of a special bone-cutting forceps. 2. For *prominent auricles*; a large oval piece of skin is removed from the back of the ear, and a V-shaped piece of cartilage is excised. 3. For *stretching the facial nerve*; the use of a weak faradic current to find the nerve, and stretching from the periphery toward the center; the remainder of the operation is the same as *Baum's operation*. **Keetley's (C. B.)**, for the *radical cure of umbilical hernia*; after separation and torsion of the sac, it is drawn, by means of a ligature, into a prepared space between the linea alba and the peritoneum, above the umbilical ring. **Kehrer's**: 1. A method of performing *Cesarean section*; a modification of the usual operation, in which the uterus is opened at the level of the internal os by a transverse incision. 2. For *depressed nipple*; excision of a ring of skin around the nipple, and healing by granulation. **Keith's**: 1. A method of performing *hysterectomy for myoma*; either enucleation, or removal of the entire organ and its appendages, with the clamp-treatment of the pedicle. 2. A method of performing *ovariotomy*; treatment of the pedicle with the cautery and clamp. **Kelly's (H. A.)**, for *retro-positions of the uterus*; median celiotomy, followed by stitching of the uterus to the ventral abdominal wall. **Kelsey's**, for *inguinal colotomy*; the incision is parallel to and half an inch above Poupart's ligament. **Kerr's**, for *amputation at the hip-joint*; the same as *Ravaton's amputation*. **Kessel's**: 1. For *establishing a permanent perforation in the ear-drum*; it consists in the removal of the tendinous ring that attaches the drum-membrane to the bone, and in chiseling away a portion of this bone along the posterior circumference. 2. For the *mobilization of the stapes*, in chronic non-suppurative middle-ear inflammation; it consists in separating the inflammatory adhesions. **Key's**, for *lithotomy*; the lateral operation with the straight staff. See *Lithotomy*. **Keyes' (E. L.)**, for *varicocele*; subcutaneous ligation with a special needle, carrying two silk ligatures; it is best performed in the standing position under the use of cocaine. **Kinloch's**, for *internal urethrotomy*; it is done with a special urethrotome used to divide the stricture from within outward. **Klineberger's**, for *lumbar nephrectomy*; a curved incision is made with its convexity upward and outward. **Knapp's (H.)**: 1. For *blepharoplasty*; the formation

of a quadrangular flap from the cheek and nose, followed by the insertion of sutures. 2. For *cataract-extraction*; the formation of *de Wecker's corneal flap*; a broad iridectomy and peripheral opening of the capsule; the lens is expelled by gentle pressure on the lower part of the cornea. 3. For *cleft lobule of the ear*; denudation by transfixion, and cutting out and suturing. 4. For *coloboma palpebræ*; a combination of simple union and blepharoplasty. 5. For *divergent strabismus*; division of the external rectus; insertion of a double suture through the inner margin of the cornea and through the inner canthus. 6. For *evisceration*; a modification of *Critchett's method*, in which conjunctival instead of scleral sutures are used. 7. For *pterygium*; a modification of *Desmarre's operation*; the corneal portion is excised, and the remainder is divided into two parts, one being transplanted under the conjunctiva above the wound and the other below. 8. For *staphyloma*; a modification of *Critchett's method* of closing the wound after operation upon the staphyloma. Critchett inserted stitches in the sclera, Knapp only in the conjunctiva. 9. For *symblepharon*; a modification of *Teale's operation*. **Knox's**, for *excision of the tongue*; a vertical incision is made through the center of the lower lip, and the inferior maxilla is exposed and sawn through at the symphysis; the tongue is then dealt with as the case demands. **Kocher's**: 1. For *excision of the ankle-joint*; the incision is made beneath the external malleolus, and is followed by division of the peroneal tendons after being secured with threads, and opening of the joint with removal of the diseased parts; the foot is replaced and the tendons sutured. 2. For *excision of the thyroid gland*; an incision is made in the median line from the sternal notch to the upper limit of the bronchocele; from this point two lateral incisions are made upward and outward to a point a little below the angle of the jaw. 3. For *excision of the tongue*; preliminary tracheotomy and packing of the pharynx with sponges; the incision begins below the tip of the ear, extends along the anterior border of the sterno-mastoid muscle to about its middle, then forward to the body of the hyoid bone, then upward along the anterior belly of the digastric muscle to the symphysis menti; the tongue is then removed by the galvano-cautery or scissors through the incision. This operation was devised to avoid pneumonia and septicemia. 4. For *varicocele*; ligation of the veins at two points, and subcutaneous division. **Koeberle's**: 1. A method of performing *oöphorectomy*; the pedicle is grooved with a specially-devised wire constrictor prior to ligation. 2. For *retroflexion uteri*; abdominal fixation. **Kolomnin's**, for *hip-joint disease*; ignipuncture or cauterization of the diseased tissue. **König's**: 1. For *nephrectomy*; an incision is made vertically downward along the outer border of the erector spine muscle to just above the iliac crest, then curving anteriorly, and extending nearly, or quite, to the umbilicus. 2. For *single hare-lip*; both margins are pared, and two small prolapsed flaps are formed by horizontal incisions parallel to the lip-margin. **Kraske's**: 1. For *carcinoma of the rectum*; resection of the coccyx and of a portion of the sacrum to give access to the rectum high up. 2. For *extirpation of the uterus*; the operation is made through the same sacral opening as in operating for carcinoma of the rectum. 3. For *melo-plasty*; a flap is taken from the immediate neighborhood, and union follows, even if the pedicle consists of subcutaneous tissue only. **Krimer's**, for *urino-plasty*; muco-periosteal flaps are dissected up on either side of the cleft, then reversed from without inward, and united in the middle line by sutures. **Kückler's**;

1. For *cataract-extraction*; the incision passes through the center of the cornea. 2. For *splenectomy*; the incision is made through the linea semilunaris. **Kuhnt's**: 1. For *canthoplasty*; a flap of skin is cut from the upper or lower lid, and turned into a wound made at the outer canthus. 2. For *ectropion*; a modification of *Antyllus's operation*. 3. For *symblepharon*; the use of skin-flaps grafted upon the surface, or pedicellate flaps which are thrust in between the eyeball and eyelid through fenestra cut through the latter. **Küster's**: 1. For *performing gastrostomy*; the parietal incision is made in the linea alba. 2. For *mastoid and middle-ear disease*; it consists in making an opening in the posterior wall of the auditory canal as far away from the membrana tympani as possible in cases in which some of the membrana and the ossicles are still retained; if the drum-cavity is filled with granulations the incision should be carried through the bone into the drum-cavity, and the morbid material removed with a spoon. **Küster-Dolbeau's**, for *vesical exploration*; paraprostatic section of the urethra and subsequent dilatation to allow of the introduction of the fingers. **Labbe's**, for *gastrostomy*; the parietal incision is made parallel to the left costal margin. **Lacauchie's**, for *amputation at the hip-joint*; the same as *Esmarch's amputation*. **Lafage's**, for *castration*; by an elliptic incision in the scrotum. **Laforest's**, for *stricture of the lacrimal duct*; the injection of an astringent solution through an S-shaped hollow probe. **Lallemand's**, for *circumcision*; dorsal transfixion, followed by excision of the two lateral flaps. **Landolt's**, for *blepharoplasty*; a portion of the upper lid is taken to replace a lost lower lid. **Langenbeck's**: 1. A method of performing *amputations*; the making of musculo-tegumentary flaps by cutting from without inward. 2. For *cholecystectomy*; the entire gall-bladder is removed, after division of the cystic duct, between two ligatures. 3. For *double hare-lip*; the edges of the prominent tubercle and of the maxilla are pared, and, after replacement into position, the parts are transfixed with hare-lip pins. 4. For *duodenostomy*; the bowel is attached to the wound in the parietes and opened at a later stage of the operation. 5. For *ectropion*; the same as *v. Ammon's operation*. 6. For *excision of the ankle*; a modification of *Moreau's operation*, in which the outer incision follows the anterior portion of the fibula, curves around and below the malleolus and ascends about one inch along its posterior border. 7. For *excision of the elbow*; a longitudinal posterior incision is made along the inner side of the olecranon. 8. For *excision of the hip*; an external incision is made in the long axis of the limb over the outer surface of the great trochanter. 9. For *excision of the knee*; a vertical incision is made on the antero-internal aspect of the joint. 10. For *excision of the shoulder*; a single vertical incision is made, having for its starting-point the acromio-clavicular joint. 11. For *excision of the upper jaw*; a transverse curved incision, with its convexity downward, is carried from the junction of the nasal cartilage with the nasal bone to the middle of the malar bone. 12. For *excision of the wrist*; the same as *Bacbel's operation*. 13. For *iridodialysis*; impaction is united with detachment; the detached flap of the iris is drawn into the corneal wound, where it is retained by adhesions. 14. For *completely lacerated perineum*; the edge of the recto-vaginal septum is denuded and then split for some distance; a flap is cut out of the vaginal side, and, after closure of the rectum, is stitched forward over the new perineum by vaginal sutures; the external sutures are placed from before backward. 15. For the removal of a naso-



*pharyngeal polypus*; (a) *nasal route*; the nasal bone and nasal process of the superior maxilla are exposed and forcibly displaced upward; (b) *maxillary route*; a tongue-shaped flap is marked out on the face, and a large part of the maxillary bone separated and temporarily displaced inward. 16. For *nephrectomy*; an incision is made through the abdominal wall at the outer edge of the rectus muscle, in the linea semilunaris, commencing just below the margin of the ribs. 17. For *neurectomy*; the division of the superior maxillary nerve in the speno-maxillary fossa by means of a long tenotome passed into the fossa along the outer wall of the orbit. 18. For *osteotomy*; the subcutaneous method. 19. For *restoration of the lower lip*; (a) the lower horizontal margin of the defect is prolonged on either side by incisions, which pass along the remainder of the lower lip, around the angles of the mouth and into the upper lip; the portion of the lip is then mobilized and drawn together by sutures. (b) By a single flap derived from the chin. 20. For *rhinoplasty*; the *Indian method*; a single lateral flap is brought from the opposite side, the apex being left attached at the inner angle of the eye on the side of the deficiency, while the base comes from the ala of the sound side. 21. For *uranoplasty*; complete closure of the cleft in the palate by dissection of mucoperiosteal flaps obtained from either side, and suturing in the middle line. **Langier's**, for *stricture of the lacrymal duct*; perforation of the wall of the duct and the maxillary sinus, to drain the tears into the antrum. **Lannelongue's**: 1. For *craniectomy*; (a) The vertex of the skull is exposed by means of a single incision in its long axis and a narrow strip of parietal bone is removed close to the sagittal suture; (b) The bones of the skull are so cut as to produce osseous flaps of various shapes. 2. For *cleft-palate*; a rectangular flap of mucous membrane is brought down from the side of the septum of the nose; the upper edge of the cleft is then freshened and the two surfaces brought together. **Lariche's**, for removal of a *tumor of the naso-pharynx*; a V-shaped incision is made, the ends of which run into either nostril, and the apex is in the middle line one-fourth of an inch below the columna, which is then separated from the upper lip. **Larrey's**: 1. A method of performing *amputation*; the same as *Dupuytren's amputation* by the double-flap method. 2. For *amputation at the hip-joint*; lateral flaps are made by transfixion, the common femoral artery being tied as a preliminary step. 3. For *amputation at the shoulder-joint*; an incision is made from the acromion to a point  $2\frac{3}{4}$  inches below, from which point anterior and posterior spiral incisions are carried down the arm, meeting on the inner aspect; after disarticulation of the bone the flap is brought up and secured in the space made by the gaping of the first incision. **Lateral operation**, a method of performing *cystotomy*; the lateral perineal operation. **Lauenstein's**, for *iliac colotomy*; the peritoneum is sutured to the skin; a loop of intestine is then drawn out and the parietal wound closed by sutures passed through the meso-colon of the extruded portion of gut; finally, the serous covering of each limb of the prolapsed loop is stitched to the parietal peritoneum, and the bowel is opened. **Lawrence's** (*Sir W.*): 1. For *extirpation of the lacrymal gland*; an incision is made over the outer third of the orbit, followed by division of the external commissure and extirpation of the gland. 2. For *removal of a naso-pharyngeal polypus*; the nasal bones and nasal processes of the superior maxillæ are cut through; the septum is then divided, and the nasal cavity exposed by turning up the nose. **Lawson's**, for *blepharo-*

*plasty*; separation of the adhesions and dissection up of the edges of the wound, followed by grafting. **Lebrun's**: 1. For *cataract-extraction*; the incision is made farther in the cornea than most operators make it. 2. For *entropion*; similar to that of *Anagnostakis' operation*. **Ledran's**, for *suturing the intestines*. See *Ledran's Suture*. **Lee's** (*Henry*): 1. For *amputation of the leg*; a modification of *Teale's operation*, in which the long flap is taken from the posterior aspect of the limb. 2. A method of performing *embryotomy*; brachiotomy, followed by perforation of the thorax and extraction by the crotchet. 3. For *traumatic cerebral abscess*; the same as *Fenger's operation*. 4. For *varicocele*; transfixion by two pins and figure-of-eight turns of a ligature, followed by subcutaneous division of the veins. **Le Fort's**: 1. For *amputation of the foot*; a modification of *Pirogoff's operation*, in that the section of the os calcis is more nearly horizontal, all the upper part of the bone being removed. 2. For *procidencia uteri*; denudation of the anterior and posterior walls of the vagina and the formation of a longitudinal septum. **Lembert's**, for *suture of the intestine*; the interrupted suture is used, and a fold of serous, or of serous and muscular, tissue is picked up on one side of the wound; the needle is then carried over to a corresponding point on the other side of the wound, where a similar fold is picked up. **Lenoir's**, for *amputation of the leg*; a modified circular operation; a circular incision is made above the malleoli and below the point at which the bones are to be sawn; this is joined by a vertical incision carried up along the inner side of the tibial crest; the skin-flaps are then dissected up and the remaining soft parts are divided down to the bone at the level of the saw-line. **Lente's**, for *stricture of the rectum*; incisions are made in the anterior and posterior median lines. **Letenneur's**, for *plastic purposes*; the quadrilateral gap is closed by a flap freed from below and displaced upward. **Leucke's**, a method of performing *gastro-enterostomy*; in order to expedite the operation the first presenting portion of the small intestine is attached to the stomach. **Leveillé's**, for *iridodialysis*; it differs from *Scarpa's method* only in the previous depression of the lens. **Levis's**: 1. For the *radical cure of hydrocele*; the injection of twenty drops of pure carbolic acid into the tunica vaginalis testis after withdrawing the fluid. 2. For *varicocele*; after ligation of the varicocele the ligature is tied over a piece of rubber tubing so as to maintain the tension of the thread. **Liebreich's**: 1. For *cataract-extraction*; the incision is carried farther into the cornea than usual. See also *Lebrun's Operation*. 2. For *strabotomy*; the incision is made at the lower edge of the muscle's insertion; the conjunctiva and capsule of Tenon are separated as far as the semilunar fold; the tendon is divided and the vertical incision is extended upward and downward to the necessary extent. **Lignerolle's**: 1. For *amputation of the foot*; the astragalus is preserved *in situ*. 2. For *subastragaloid disarticulation*; by a short external, and a long internal flap, taking in part of the sole of the foot. **Linhart's**, for the *removal of a tumor of the naso-pharynx*; an incision is made from the root of the nose to its tip, and is extended into the nostril of one side; the nasal bone is forcibly turned to one side after having been separated from its fellow. **Lisfranc's**: 1. For *amputation of the fingers at the metacarpo-phalangeal joints*; it is done by rounded lateral flaps of equal size, the base of each corresponding to the joint-line, and the free extremity to the level of the web. 2. For *amputation through the foot*; disarticulation through the tarso-metatarsal joints. 3. For *am-*

putation at the hip-joint; lateral flaps about four inches long are made by transfixion, the outer one being cut first. 4. For amputation at the shoulder-joint; external and internal flaps are made by transfixion; in operating on the left shoulder the knife is entered near the posterior fold of the axilla, and after passing close to the outer aspect of the joint, is made to emerge between the coracoid process and the clavicle; on the right side the direction of the transfixion is reversed. 5. For excision of the hip; it is done by raising the flap from over the great trochanter. **Lister's** (*Sir Joseph*): 1. A method of performing amputations; by double rectangular flaps, the difference in length not being so great as in *Teale's operation*; the angles of the flaps are rounded off, the posterior one consisting of skin and fascia only. 2. For amputation at the hip-joint; disarticulation through an external racket incision; after *Kavaton's* and *Furneaux Jordan's* amputations. 3. For amputation above the knee; a modification of *Carden's* amputation, in which a short posterior skin-flap is formed. 4. A method of button suture; oval perforated discs of lead are used which are threaded on the ends of wire. 5. For excision of the wrist; the open method, by two dorsal incisions, with division of the extensors of the carpus. 6. For ununited fractures of short bones; the fragments are wired together. **Liston's**: 1. A method of performing amputations; a combination of the double-flap and circular operations, by first dissecting up two semi-oval flaps to serve as covers for the flat-faced stump. 2. For amputation at the hip-joint; disarticulation by antero-posterior flaps, cut by transfixion; the anterior flap is the longer of the two and is made first; the disarticulation is effected before the posterior flap is cut. 3. For *chiloplasty*; removal of the diseased tissues, and transplantation of a flap from the chin or the cheek. 4. For excision of the elbow; a modification of *Moreau's* incision, in which the outer vertical limb of the H is omitted. 5. For excision of the upper jaw; it is done by three incisions: (a) an incision from the external angular process of the frontal bone through the cheek to the angle of the mouth; (b) a short incision along the zygoma to meet the first; (c) an incision along the side of the nose and through the center of the lip. **Littre's**: 1. For *enterotomy*; occlusion of the lower end of the intestine, with the formation of an artificial anus. 2. For *inguinal colotomy*; it is performed on the left side for opening of the sigmoid flexure; an incision from 1½ to 3 inches long is made parallel with the outer part of *Poupart's* ligament, and about ½ inch above it. **Lizars** (*J.*), a method of exposing the upper jaw by cutting through the cheek, from the angle of the mouth to the malar bone. **Loreta's**: 1. For *aneurysm*; the insertion of a small wire into the sac, and the use of electrolysis as well. 2. For *stenosis of the orifices of the stomach*; digital or instrumental divulsion of the pyloric or cardiac orifice, following gastrotomy. **Lossen's**, for *neurectomy*; a modification of *Lücke's operation* in which the masseter muscle is not divided. **Lowdham's**, a method of performing amputations; it is done by a single flap. **Lubbock's**, for *lacrymal fistula*; an incision is made into the anterior wall of the lacrymal sac, followed by the introduction of a grooved knife to the bottom of the duct, and the passage of a leaden style. **Lucæ's**, for *strabismus*; a semicircular incision is made in the conjunctiva near the cornea, followed by division of the tendon close to the sclerotic. **Lucas's**: 1. For *lumbar nephrectomy*; an oblique incision is made as for colotomy, supplemented by a vertical incision carried along the outer edge of the quadratus lumborum muscle from the last

rib to the iliac crest. 2. For *umbilical hernia*; excision of the sac and redundant skin, with suture of the ring. **Lücke's**: 1. For excision of the hip; it is done by an anterior incision in the long axis of the femur, commencing ½ inch below and to the inner side of the anterior superior iliac spine. 2. For *neurectomy*; removal of the second division of the fifth nerve at the point of exit from the skull; the incision is made above the external canthus along the upper border of the zygoma, and the spheno-maxillary fossa is exposed by sawing and breaking through the arch. **Luke's**: 1. A method of performing amputations; the first flap is made by *Langenbeck's method*, and the second by *Vermale's method*. 2. For *iliac colotomy*; a modification of *Cripps's operation* in which the incision is made in a vertical direction and external to the epigastric artery. **Lund's**, for *talipes*; the removal of the astragalus. **Luzardi's**, for *iridodialysis*; by means of a special needle a portion of the iris is drawn out through either the cornea or sclerótica, and retained by adhesions. **Lydston's**, for *varicocele*; an incision one inch or more in length is made parallel with the spermatic cord and beginning just below the external abdominal ring; the cord and veins are exposed, separated, and the veins ligated with a single silk ligature; after closure of the wound a clamp is applied and the redundant scrotal tissue removed. **Mac Cormac's** (*Sir W.*): 1. For excision of the shoulder; by a posterior vertical incision starting from the angular projection on the inferior margin of the acromion. 2. For *genu valgum*; division of the femur from the outer side, above and parallel with the articular surface. 3. For *ligation of the popliteal artery*; it is done from the front at the inner side; the artery is exposed by an incision behind and parallel to the tendon of the adductor magnus. 4. For *rhinoplasty*; the *Italian method*, the flap being taken from the inner aspect of the arm. 5. For *suture of the intestine*; the same as *Lembert's method*, except that only an external line of sutures is used. **Macdonald's**, a method of performing *embryotomy*. See *Affleck's operation*. **Macewen's**: 1. For *aneurysm*; a long pin with a tapering point is passed into the aneurysm and the point is made to touch the opposite wall of the sac; the point is then to be moved over the inner surface of the aneurysm for ten minutes for the purpose of causing irritation; in this way each point accessible to the point of the needle is to be treated. 2. For *genu valgum*; a modification of *Chiene's operation*, the wedge being removed through the same line of incision as in *Ogston's operation*. 3. For the radical cure of *inguinal hernia*; the sac is dissected out and separated from its connections, and then so drawn upward by means of a suture as to form a pad upon the inner surface of the circumference of the ring; the ring and canal are then closed by means of sutures. 4. For *intubation of the larynx*; a long, cylindric tube, of the pattern of the gum-elastic catheters, is introduced from the mouth into the trachea through the larynx. 5. *Osteotomy for genu valgum*; supra-condyloid division of the femur from the inner side. **Mackenzie's**: 1. For *amputation of the foot*; the flap is taken from the inner and plantar surface of the foot and ankle in performing a *Syme* amputation. 2. For excision of the knee; by raising an anterior U-shaped flap. **Macleod's**, for *amputation at the ankle-joint*; a modification of *Syme's operation*, in which only the malleoli are removed, the cartilage on the under surface of the tibia being preserved. **MacNamara's**, for *cataract-extraction*; removal of the lens in its capsule without an iridectomy, through a large corneal incision extending outward.



**Madelung's**, for *lumbar colotomy*; a modification of *Bryant's operation* in which the lower end of the colon, after being completely detached, is closed by invagination and two rows of sutures, and dropped back into the abdomen. **Maisonneuve's**: 1. A method of performing *amputations*; it is also called the *diaclastic* method, and was devised for the purpose of avoiding hemorrhage, infection, and other accidents; the bone is first broken with an osteoclast and the soft parts are divided by means of an *écraseur*. 2. For *excision of the elbow*; it is done through a posterior median incision. 3. For *excision of the rectum*; a circular incision is made around the anus, and several needles, armed with ligatures twelve inches long, are passed into the incision and through the bowel above the growth, and brought out of the anus and made to retrace their course—one free extremity of the thread presenting at the anus, and the other in the wound. A whip-cord is passed through the loops of thread in the anus, when traction on the ends in the wound draws the cord through the bowel after the ligatures. The bowel is divided by allotting each loop of cord to an *écraseur*. 4. For *excision of the tongue*; a modification of *Jaeger's operation*, *q. v.* 5. For *excision of part of the upper jaw*; *Guérin's operation*, slightly modified. 6. For *excision of the wrist*; it is done by a single median dorsal incision. 7. For *internal urethrotomy*; a special urethrotome is used to divide the stricture from without inward. 8. For *oöphorectomy*; the entire pedicle is twisted. 9. For the *removal of a naso-pharyngeal polyp*; a slight modification of *Guérin's operation*; an incision is made in the median line, from the junction of the hard palate down into the body of the uvula as far as is necessary, its free border being preserved. **Malgaigne's** (*J. F.*): 1. A *method of performing amputations*; it is a variety of oval amputation in which the spiral incisions are continuous above with a single longitudinal one, so that the gaping wound has the form of a racket. 2. For *amputation of the arm*; a single rounded flap is cut, usually from the flexor surface of the arm. 3. For *amputation through the foot*; subastragaloid disarticulation by a single, large, internal flap, the astragalus only being left. 4. For *amputation at the hip-joint*; a modification of *Ravaton's amputation*, in which the vertical incision is shorter and the circular incision more oblique. 5. For *chiloplasty*; two lateral incisions are made on either side of the lower lip to restore this portion by the sliding method. 6. For *excision of the shoulder*; it is done by a single anterior vertical or oblique incision. 7. For *hare-lip*; the same as *Clemot's operation*. **Manec's**, for *amputation at the hip-joint*; a single long anterior flap is made by transfixion; the joint is then disarticulated, and a circular incision made posteriorly. **Manne's**, for the *removal of a polyp from the naso-pharynx*; an incision is made through the soft palate with a bistoury, in the median line, from the tip of the uvula to its junction with the hard palate; after removal of the polyp, the parts are restored by one or more sutures. **Margary's**, for *congenital dislocation of the hip*; the formation of an acetabulum in the normal position, reduction of the femur, and the formation of a capsule from the periosteum. **Marian's**, for *lithotomy*; the old median perineal operation for stone in the bladder. See *Lithotomy*. **Markoe's**, for *varicocele*; a modification of *Vidal's method*, in which the pin is dispensed with, and a loop of silver wire is clamped to a lead plate; the wire is gradually tightened. **Martin's** (*A.*): 1. For *lacerated perineum*; a modification of *Freund's operation*, in which the vaginal tongues are denuded more deeply into the

vagina, and the vulval denudations are carried higher up. 2. For the *radical cure of hydrocele*; the injection of tincture of iodine after aspiration. 3. For *vaginal hysterectomy*; an incision is made around the posterior margins of the cervix until the peritoneum is reached; the edges of the vaginal wound are then sewn parallel to the incision to bring the peritoneum and vaginal wall together and so arrest hemorrhage; the broad ligaments are ligated with silk ligatures in successive portions; the central fissure is now incised, the bladder separated, the cervix freed from the broad ligament on either side, the fundus retroflexed, and the remainder of the broad ligaments ligated and severed; a drainage-tube is inserted into Douglas's space. **Martino's**, for the remedy of a *large and prominent ear*; a V-shaped piece is removed and the wound closed by sutures. **Mason's**: 1. For *osteoplasty*; a modification of *Dieffenbach's operation* in which holes are punched, as a preliminary step, along the line the chisel is subsequently to take. 2. For *rhinoplasty*; it consists in bringing across the gap two lateral and one superior flap of integument as a base of support for the frontal flap. 3. For *uranoplasty*; perforation of the bone at several points in the line of the lateral incision before applying the chisel, to prevent comminution. **Masslowsky's**, a method of performing *oöphorectomy*; double flaps are made of the pedicle, and these are stitched together. **Mastin's**, for *internal urethrotomy*; it is done with a modification of *Maisonneuve's urethrotome*. **Mathews'**: 1. For *fistula in ano*; after dilating the sinus with a laminaria tent, a urethrotome is introduced to the full depth of the sinus, the knife is protruded, and the instrument withdrawn; the operation is repeated with the knife in the opposite direction. Mathews has devised a special fistulatome for this purpose. 2. For *inguinal colotomy*; the incision is made two-thirds above and one-third below, and at right angles to a line drawn from the anterior superior spine of the ilium to the umbilicus, one and a half inches from the spine; when the bowel is brought out of the wound, two large pins are passed parallel and close together through one edge of the incision, through the mesentery near the bowel, and out at the other wound-margin; the operation is completed by stitching the bowel to the skin; the colon is incised at a later period. **Mathewson's**, for *exostosis of the external meatus*; removal by a drill. **Maunoir's**, for *iridotomy*; incision of the cornea and removal of a triangular flap of the iris, the apex of which is toward the pupil. **Maunsell's**, for *intestinal anastomosis*; after dividing the gut, circularly, at the proper points, a longitudinal incision about an inch and a half long is made in the larger segment opposite the mesenteric attachment; a long suture is then passed through all the coats of the two divided ends at the mesenteric attachment and one similarly directly opposite this point; the sutures are then passed in the lumen of the larger segment and out the longitudinal incision, the ends of the gut are invaginated and accurately coapted by sutures, the invagination is reduced and the longitudinal incision closed by sutures. **Maury's** (*F.*): 1. For *ectopia vesicæ*; a modification of *Roux's operation*, in which one flap is taken from the perineum and the scrotum, the other from the abdomen. 2. For *gastrostomy*; a curved parietal incision is made with its convexity toward the middle line. **Maydl's**, for *iliac colotomy*; the peritoneal cavity is opened by *Littre's incision*; the loop of intestine is drawn out of the wound and held there by a hard rubber cylinder inserted through a slit made in the mesentery close to the gut; the latter is stitched in the abdominal incision,

and opened from four to six days later. **Maynard's**, for *suture of the bladder*; the sutures are placed in two double rows by a special needle before the bladder is opened. **McBurney's**, for the *radical cure of inguinal hernia*; after exposing the sac the anterior wall of the canal is incised and the sac ligated and excised at the internal ring; the skin is inverted and stitched to the ligamentous and tendinous structures, the wound healing by granulation. **McCreik's**, for *entropion*; the removal of a horizontal strip of the tarsus from the inner surface of the lid. **McCurdy's**, for *amputation at the hip-joint*; a modification of *Myles' operation*, a single needle being inserted at the most prominent point of the great trochanter, passing directly through the thigh in front of the femur to emerge just below the tuber ischii. **McDowell's (E.)**, for *oöphorectomy*; the first complete operation; the pedicle was secured by a single ligature, the ends of which were brought out of the abdominal wound. **McGill's**, for *prostatectomy*; it is done by a suprapubic incision, as in supra-pubic lithotomy. **McLeod's (K.)**: 1. A method of performing *oöphorectomy*; torsion of the pedicle between two pairs of forceps. 2. For *prolapse of the rectum*; the upper part of the rectum is stitched to the anterior abdominal parietes, a wound being made through the abdominal wall for the purpose. **Mears'**, for *neurectomy*; removal of the inferior dental nerve from its canal by traction after exposing the outer surface of the jaw, trephining over the position of the inferior dental foramen, and loosening the nerve at the mental foramen. **Median Operation**. See *Hegar's operation*, and also *Lithotomy*. **Méjean's**, for *stricture of the lacrimal duct*; a thread is passed through the canaliculus and duct into the nose, and medicated cotton fibers are drawn through. **Mercier's**, for *prostatotomy*; an instrument shaped like a short-beaked lithotrite with sharp edges is used to punch out portions of the floor of the urethra. **Meyer's**: 1. For *genu valgum*; a cuneiform osteotomy of the tibia below the tuberosity. 2. For *hypertrophy of the pharyngeal tonsil*; a ring-knife is passed through the nose, and the manipulations are directed by the left forefinger passed into the vault of the pharynx. 3. For *sympathetic ophthalmia*; an incision is made over the painful portion of the ciliary region with division of the ciliary nerves. **Michaelis's**, a method of performing *embryotomy*; evisceration followed by rachiotomy and forced evolution. **Mika Operation**. See *Mika*. **Mikulicz's**: 1. For the *removal of tonsillar tumors*; it is done by an incision through the neck, the cut extending from the mastoid process downward and forward as far as the great cornu of the hyoid bone; the ascending ramus of the jaw is then resected and the wall of the pharynx is divided; a preliminary tracheotomy is performed. 2. For *tarsectomy*; the same as *Wladimiroff's operation*, but independently designed. **Miller's**, for *amputation of the penis*; the flap is cut from below. **Milne's**, for *internal urethrotomy*; it is done with a special dilating urethrotome. **Miner's**, for the *removal of an ovarian tumor*; enucleation when removal cannot be effected in the usual way, owing to absence or shortness of the pedicle, or to adhesions. **Miot's**, for *chronic non-suppurative middle-ear inflammation*; the stapes is exposed, either by excision of the upper posterior part of the membrane, or by the use of the electro-cautery, after which methodic mobilization of the exposed stapes is carried out by means of a probe or other instrument. **Mirault's**: 1. For *excision of the tongue*; excision after ligation of the lingual arteries as a preliminary measure. 2. For *hare-lip*; a flap is turned down on one side and brought across and attached to the pared

opposite side. **Mollière's**: 1. For *amputation through the foot*; the foot is treated as though it contained but one bone; if necessary, bone is cut through rather than disarticulation being made. 2. For *infantile paralysis*; osteoclasis is performed, instead of resection. **Moore's**: 1. For *aneurysm*; the introduction of a fine wire into the sac through a cannula. 2. For *cataract-extraction*; extraction several weeks after the performance of a preliminary iridectomy. **Mooren's**, for *cataract*; an operation similar to *Jacobson's operation*, but the iridectomy is made several weeks before the extraction. **Moreau's**: 1. For *excision of the ankle*; by lateral incisions, the outer one following the posterior border of the fibula and bending forward beneath the malleolus; the inner one is along the inner surface of the tibia in the axis of that bone. 2. For *excision of the elbow*; a posterior H-shaped incision over the joint. 3. For *excision of the knee*; by an anterior H-shaped incision. 4. For *excision of the shoulder*; a flap with its base below is taken from the deltoid region. **Morel's**, for *excision of the shoulder*; a rounded flap with its base upward is taken from the deltoid region. **Morgan's**, for *chiloplasty*; after the removal of the entire lip, a curvilinear flap is made by an incision below and parallel to the first, allowing the ends to remain attached and securing the flap in the place of the diseased tissue. **De Morgan's**, to *reach the spinal accessory nerve*; an incision is made behind the sterno-mastoid muscle. **Morris' (H.)**: 1. For *excision of the radius*; an incision is made parallel to the long axis of the bone between the supinator longus and extensor carpi radialis longior muscles. 2. For *lumbar nephrectomy*; a transverse or slightly oblique incision is made a short distance below the last rib, and this is joined by a vertical incision running downward from a point near the posterior extremity of the former. 3. For *nephrorrhaphy*; the sutures are passed through the entire thickness of one lip of the wound, then through the capsule and cortex of the kidney and finally through the other lip of the wound. **Mortise Operation**. See *Giraldès Operation*. **Morton's**: 1. For *elephantiasis*; the excision of a portion of the nerve-trunk, supplying the affected member. 2. For *the reduction of club-foot*; tenotomy combined with forcible correction by "Morton's club-foot stretcher." **Mosetig Moorhof's**, for *staphyloplasty*; a modification of *Schönbein's operation*, in which the fistula is allowed to remain at the position of the anterior palatine canal. **Mott's**: 1. For *ligation of the common iliac artery*; an incision five to eight inches in length is commenced just outside the center of Poupart's ligament, and one and a half inches above it; curving upward and outward toward the ribs, it passes one and a half inches in front of the anterior superior spine of the ilium. 2. For the *ligation of the innominate artery*; a transverse incision is made above and parallel to the top of the sternum and inner end of the clavicle, and this is joined by another of the same length along the anterior border of the sterno-mastoid muscle. **Mulder's**, for *iridectomy*; a crucial incision is made into the iris, with removal of the flaps one by one. **Mule's**, for *evisceration of the eye-ball*; evisceration of the globe followed by the insertion of a silver or glass ball within the sclerotic, with the view of rendering the stump better suited to an artificial eye. **Müller's**: 1. For *Cesarean section*; a modification of *Porro's operation*, whereby the whole uterus is turned out of the abdomen before it is opened. 2. For *vaginal hysterectomy*; the uterus is divided into halves longitudinally; one part is brought down at a time, and the broad ligament is ligated in sections. **Murphy's**, for *intestinal anastomosis*; by



the use of a specially devised apparatus. See *Murray's Button*. **Murray's**, for ligation of the abdominal aorta; the extra-peritoneal operation; a curved incision, with its concavity forward, and about six inches in length, is made upon the left side of the body, from the anterior extremity of the tenth rib to a point about one inch to the inner side of the anterior superior iliac spine. **Mütter's**, for *chiloplasty*; the formation of two quadrilateral flaps to fill the defect caused by removing the diseased tissue. **Myles'**, for amputation at the hip-joint; a stout steel skewer is thrust through the thigh from before backward, the point entering an inch below Poupart's ligament and just to the outer edge of the femoral artery; it passes to the inner side of the neck of the femur and emerges a little above the gluteal fold; an india-rubber cord is passed around the ends in a figure-of-eight. **Nall's** (*B. R.*), for *internal urethrotomy*; it is done with a special dilating urethrotome. **Nassiloff's**, for *esophagostomy*; the formation of a fistulous opening between the esophagus and the surface of the neck in cases of stricture or tumor of the former. **Neal's**, for *gastrotomy*; a parietal incision is made in a line extending from the umbilicus toward the left false ribs. **Nélaton's**: 1. For amputation through the foot; subastragaloid disarticulation by dorsal and plantar flaps, larger on the inner than on the outer side. 2. For *enterotomy*; the abdomen is opened in the right iliac region by an incision parallel to and a little above the outer portion of Poupart's ligament; the first coil of intestine that presents is drawn into the wound. 3. For *epispadias*; it is done by reversed flaps, one being obtained from the median line of the anterior abdominal parietes, the other from the anterior surface of the scrotum. 4. For *hare-lip*; an incision is made around the upper angle of the cleft and the lower edge is turned downward, so that the wound becomes diamond-shaped; the sides are then brought together and sutured. 5. For *lithotomy*; the pre-rectal method, corresponding with the bilateral operation, with the addition of a careful dissection to obtain more space between the rectum and the bulb of the urethra, to avoid wounding the latter. See *Lithotomy*. 6. For the removal of a *naso-pharyngeal polypus*; it is done through the mouth, by exposing the hard palate and drilling two holes in it, so that the intervening bone can be removed. 7. For *proctotomy*; the *external* method; the left index finger is introduced as far as the stricture, and, with this as a guide, the soft parts below the stricture are divided in the median line by a blunt-pointed bistoury. 8. For *rhinoplasty*; two trapezoid flaps are taken from the cheeks, each flap being intended to form the corresponding half of the new nose. 9. For *urethroplasty*; the edges of the fistula having been pared, the surrounding skin, to the extent of about an inch, is dissected up subcutaneously, through an opening made below the fistula, and the fistula is closed by sutures. 10. For *webbed fingers*; the same as *Didot's operation*. **Neudörfer's**: 1. For *ectopia vesicæ*; a modification of *Trendelenburg's operation*, in which the sacro-iliac synchondroses are not separated, but approximation of the margins is made possible by two lateral incisions through the abdominal wall; the pubic bones are brought together by sutures. 2. For *excision of the shoulder*; it is done by a curved supra-acromial incision, the acromion being sawn through and the head of the bone thrust out. **Neugebauer's**, for *prolapsus uteri*; the same as that subsequently described by *Le Fort*, and best known by his name. **Newman's**, for *nephrorrhaphy*; in addition to stitching the kidney to the abdominal parietes, the fibrous capsule is split and separated from the surface of the

kidney; the resulting adhesion thus aids in fixing the kidney. **Nicoladoni's**, for *talipes calcaneus*; in cases of paralysis of the calf-muscles, with the peroneal muscles intact, the tendo Achillis is cut and sewn to the peroneal tendons. **Norton's**, for *webbed fingers*; small triangular flaps are raised between the knuckles on the dorsal and palmar aspects; the webs are then cut through the bases of the flaps, which are stitched together. **Noyes'**: 1. For *blepharoplasty*; (a) The formation of a bucco-temporal flap, sliding the whole cheek, with the shortened lid, inward and upward. (b) The formation of a naso-buccal flap. 2. For *inflammatory secondary cataract*; the formation of an artificial pupil; a hole is made in the obstructing membrane with a v. Graefe knife, and this is enlarged by tearing. 3. For *entropion*; cure by a plastic operation. 4. For *staphyloma*; incision of the limbus, followed by total avulsion of the iris. 5. For *strabismus*; advancement of the elongated tendon. **Nuël's**, for *corneo-scleral rupture*; the wound in the sclera is reopened by making a section with a knife, and the surrounding conjunctiva is drawn over the opening by means of a special suture. **Nunneley's**, for *excision of the tongue*; it is done by a suprahyoid incision and the use of the écraseur. **Nussbaum's**, a method of performing *ovariotomy*; the pedicle is tied in sections with catgut and dropped into the pelvic cavity. **Oberst's**, *stomatoplasty*; the defects of the mucous membrane of the cheek are covered with tissue removed from the upper or lower lip. **Obre's**, for the radical cure of *obturator hernia*; by cutting down on the sac as in other herniæ. **Odhelius's**, for *iritidomy*; the same as *Reichenbach's operation*. **O'Dwyer's**, for *intubation of the larynx*; the same as *Macerwen's operation*, except that a shorter tube of metal is introduced into the larynx. **Oettinger's**, for *trichiasis*; an incision is made in the intermarginal space, and is carried to a point above the upper border of the tarsus, so that all the skin that covers the tarsus can be displaced upward. **Ogston's** (*Alexander*): 1. For *extreme flat-foot*; excision of the astragalo-scapoid joint in a wedge-shaped piece, and the fixing of the astragalus and scaphoid together with pegs. 2. *Osteotomy for genu valgum*; division of the internal condyle of the femur obliquely, from before backward. 3. For *opening the frontal sinuses*; it is done by trephining in the middle line of the frontal bone. 4. For *varicocele*; subcutaneous ligation with silk; the same as *Keyes' operation*. **Ollier's**: 1. For *excision of the elbow*; by lateral incisions, the main one external and "bayonet"-shaped, the internal one short and vertical. 2. For *excision of joints*; the subperiosteal method, in which the whole of the periosteum of the involved district and the capsular ligament are preserved. 3. For *excision of the knee*; by *Moreau's incision* and the carrying out of the periosteal method. 4. For *excision of the scapula*; one incision along the spine, and a second along the internal border of the scapula, and the subperiosteal removal of the bone. 5. For *excision of the shoulder*; by a single anterior vertical or oblique incision and the carrying out of the periosteal method. 6. For *excision of the wrist*; the subperiosteal method by two dorsal incisions, after those made by *Bacell* and *Lister*. 7. For *genu valgum*; section through the epiphyseal cartilage. 8. For the removal of a *naso-pharyngeal polypus*; it is done through the nose by an osteoplastic operation; the nasal bones are exposed and sawn through in the upper portion, so that the nose can be turned downward. 9. For *rhinoplasty*; two diverging incisions are commenced in the median line of the forehead and carried down-

ward along the border of the nose; the triangular flap is then drawn downward to supply the loss of the lower part of the nose. **Olshausen's**, for *vaginal hysterectomy*; a modification of *Czerny's operation*; the uterus is not turned backward, but the connections are gradually separated, as traction is made on the organ; the broad ligaments are tied with rubber ligatures. **Orred's**, for *excision of the shoulder*; it is done by a longitudinal incision from the socket of the shoulder to the insertion of the deltoid. **Otis' (F.N.)**, for *internal urethrotomy*, it is done with a special dilating urethrotome. **Pagenstecher's**: 1. For *cataract-extraction*; extraction of the lens in the closed capsule; a scoop is inserted under the lens and gentle pressure is made on the cornea. 2. For *entropion*; division of the external canthus; stretching of the horizontal wound to a vertical one, and suture of the opposed surfaces. 3. For *iridodesis*; a modification of *Critchett's operation*, the incision being made with a broad needle or narrow knife. 4. For *obliteration of the lacrymal sac*; slitting of the canaliculi, and the introduction of zinc chlorid paste into the sac. 5. For *pterygium*; separation from the cornea and sclerotic and turning back; the edges of the conjunctival wound are brought together with sutures. 6. For *ptosis*; the fibers of the occipito-frontalis are made to act on the lid. 7. For *stricture of the lacrymal duct*; the introduction of Bowman's probe No. 3; slitting of the canaliculus and sac, and the daily passage of sounds. **Paget's**, for *excision of the tongue*; a modification of *Nunneley's operation*, the tongue being made free by incision of its attachments to the floor. **Palasciano's**, for *tumor of the naso-pharynx*; an incision is made through the skin over the lacrymal sac; this is partially dissected out and a puncture is made through the lacrymal bone, thus exposing the superior meatus. **Panas'**: 1. For *proctotomy*; linear proctotomy. 2. For *ptosis*; the tarsal portion of the lid is raised by sutures and the occipito-frontalis muscle is caused to assume, to a great extent, the function of the levator palpebræ. **Pancoast's (Joseph)**: 1. For *amputation at the knee-joint*; three flaps are made: a short, oval, anterior flap including the patella, and two latero-posterior flaps which join in the middle of the popliteal region. 2. For *ectopia vesicæ*; closure by means of two lateral flaps dissected up on either side of the defect, and reversed, but not superimposed. 3. For *hernia*; a method of operating by injections. 4. For *neurectomy*; the removal of the second division of the fifth nerve at its point of exit from the skull; a square-shaped flap is raised over the ramus of the jaw, and the masseter muscle is elevated; the coronoid process is then resected and the internal maxillary artery is ligated, after which the spheno-maxillary fissure is exposed by separating the two heads of the external pterygoid muscle. 5. For *rhinoplasty*; the subcutaneous division of the depressed tissues, so that they may be separated from their bony connections. 6. For *varicocele*; a modification of *Levis's operation*; a button is introduced between the skin and the rubber. **Paré's (A.)**, for *hare-lip*; the edges are united by means of pins and figure-of-eight sutures. **Park's**: 1. For *excision of the elbow*; it is done through a posterior median incision. 2. For *excision of the knee*; it is done by an anterior crucial incision, with its convexity downward. **Parker's**: 1. For the relief of *chronic cystitis* in the male; perineal cystotomy. 2. For *perityphlitic abscess*; incision. 3. *Syndesmotomy for talipes varus* in children; division of the "astragalo-scapoid capsule" and the anterior and posterior tibial tendons. **Parker's (R. Willard)** incision, for *excision of the hip*; employed

originally by Dr. Hueter, and later and independently by Parker; the incision commences on the front of the thigh half an inch below the anterior superior spine of the ilium, and runs downward and a little inward for three inches. As the knife sinks into the limb, it passes between the tensor vaginæ femoris and the rectus on the inside, until it reaches the neck of the femur. **Pasquier and Le Fort's**, for *amputation through the foot*; a modification of *Pirogoff's operation*; the section of the os calcis is made horizontally, its upper part being removed. **Passavant's**: 1. For *synechia*; breaking up of the adhesions with forceps. 2. For *staphylo-pharyngorrhaphy*; the halves of the velum are stitched to the posterior pharyngeal wall in order to shut off the nose from the mouth. **Patruban's**, for *varicocele*; excision of the dilated veins. **Paul's**, for *iliac colotomy*; the bowel is divided and the distal end invaginated as in *Senn's method*; a glass tube is tied into the proximal end of the bowel, which is fixed into the parietal wound by sutures; after three days the projecting bowel is cut away. **Péan's**: 1. For *amputation at the hip-joint*; the vessels are caught as the operation proceeds. 2. For *hysterectomy for fibroid tumor*; the extraperitoneal method; after an abdominal incision, the uterus is brought out through the wound, and the stump is transfixed with long heavy needles placed at right angles to each other; beneath these a wire is passed and made tight by means of a *serre-nœud*; the tumor is amputated above the needles, and the abdominal wound is closed around the stump. 3. For the removal of a *naso-pharyngeal tumor*; an incision is made from the root of the nose down the median line to the lip, through the nostril, and through the median line of the upper lip, which is completely divided; the flaps are separated; a portion of the hard palate is removed after separating the periosteum; the second bicuspid tooth is extracted and the antrum is exposed by bone-forceps. 4. For *pylorotomy*; a vertical parietal incision is made in the middle line. 5. For *vaginal hysterectomy for carcinoma*; removal of the affected uterus *per vaginam* by morcellement, or bit by bit. **Peaslee's**, for *trachelotomy*; an incision of one or both ora uteri for stenosis by Peaslee's metrotome, followed by dilatation. **Percy's**, for *excision of the hip*; it is done by raising a flap from over the great trochanter. **Perier's**, for *uterine inversion*; removal of the inverted uterus by the elastic ligature. **Perrin's (M.)**, for *amputation through the foot*; subastragaloid disarticulation by the oval operation. **Peters's**, for *internal urethrotomy*; a special urethrotome is used to divide the stricture from within outward. **Petersen's**, for *lithotomy*; the high operation. See *Lithotomy*. **Petit's**: 1. A method of performing *amputations*; the same as *Cheselden's method*. 2. For *amputation of the fingers*; lateral flaps are cut from within outward. 3. For *hernia*; the sac is not opened. 4. For *stricture of the lacrymal sac*; incision into the sac behind the internal canthal ligament. **Pétréquin's**, for *symblepharon*, gradual strangulation by means of a thread. **Phelps' (A.M.)**: 1. For *club-foot*; a direct open incision is made through the inner and plantar surfaces of the foot. 2. For *hare-lip*; a loop is passed through the margin of the lip on either side of the cleft; the incision is curved on both sides, and a V-shaped flap is allowed to remain in the middle line, beneath the septum of the nose; the wound is closed with silk sutures. **Physick's**, for *iridectomy*; removal of a circular piece of the iris by the cutting-forceps. **Pick's**, for *amputation at the knee-joint*; a modification of *Stephen Smith's operation* by com-



mencing the anterior incision higher, and removing the patella. **Pirogoff's**: 1. For *amputation through the foot*; an operation in which the os calcis is sawn through obliquely from above downward and forward, and the posterior portion is brought up and secured against the surface made by sawing off the lower ends of the tibia and fibula. 2. For the *radical cure of hernia*; after reduction, a bladder of gold-beater's skin is introduced into the canal through a small incision, inflated and allowed to remain. **Pitts'**, for *stretching the inferior dental nerve*; the nerve is found by a vertical incision within the mouth, along the inner border of the ascending ramus, and is stretched with a blunt hook. **Platner's**, for *excision of the lacrimal sac*; incision of the anterior wall, followed by removal of the sac-wall. **Poinsot's**, *cuneiform tarsotomy for talipes varus*; a T-shaped incision is made, the horizontal limb of which extends from the external malleolus to the head of the fifth metatarsal bone, while the vertical branch passes across the dorsum toward the scaphoid bone; the periosteum is similarly incised, and a wedge of bone removed. **Politzer's**: 1. Section of the anterior ligament of the malleus. 2. For *artificial aperture of the membrana tympani*; a crucial incision of the membrane is made, followed by the application of the galvano-cautery. 3. For *atrophied tympanic membrane with middle-ear catarrh*; incision of the membrane every two or three days with a paracentesis-needle. **Pollock's (G.)**: 1. For *amputation at the knee-joint*; a long anterior and a short posterior skin-flap, somewhat rectangular in outline, the patella being left. 2. For *division of the levator palati muscle*; the knife is passed through the mucous membrane of the velum in front, and to the inner side of the hamular process, and the muscle is fully divided. 3. For *hemorrhoids*; crushing them with a special clamp, and excising or cauterizing the projecting portion. **Pope's**: 1. For the *formation of an artificial pupil*; incision at the sclero-corneal margin, with excision of a portion of the iris without dividing the sphincter pupillæ. 2. For *entropion*; extirpation of the tarsus. 3. For *trichiasis*; similar to the *Arlt-Jaeschke operation*. **Porro's**, for *puerperal hysterectomy*; Cesarean section, followed by removal of the uterus at the cervical junction, together with the ovaries and oviducts. **Porro-Müller's**, for otherwise impossible labor; a modification of the *Porro operation* in which the uterus is brought out of the abdomen before extracting the fetus. **Porro-Veit's**, for otherwise impossible labor; a modification of the *Porro operation*; the stump is ligated and dropped. **Porta's**: 1. A method of performing *embryotomy*; perforation of the thorax in the axillary region, followed by evisceration and podalic version. 2. For *varicocele*; the injection of a saturated solution of chloral. **Post's**, for *rhinoplasty*; a modification of the *Tagliacotian operation*, the flaps being taken from the patient's finger. **Pott's (P.)**, for *fistula in ano*; it consists in a simple incision. **Power's**, for *corneal leukoma*; removal of the opaque portion with a sharp punch, and transplantation of a healthy rabbit's cornea. **Pratt's**, dilatation of the lower orifices of the body, the anus and the urogenital canal, with the removal of any irritating conditions that may be present. It is based on the belief that many chronic diseases are due to morbid conditions of these orifices. **Prévôt's**, for *rupture of the gravid uterus*; removal of the uterus by abdominal incision. **Prince's**: 1. For *pterygium*; similar to *Knapp's* modification of *Desmarre's operation*. 2. For *strabismus*; advancement of the rectus muscle. **Pritchett's**, for *internal urethrotomy*; it is

done with a modification of *Maisonneuve's urethrotome*. **Purse-string**, for *cystocle*. See *Stoltz's operation*. **Quaglin's**, for *sclerotomy*; incision of the sclera with a small knife, and the use of a small spatula to prevent prolapse, should it tend to occur. **Ramdohr's**, for *enterorrhaphy*; the insertion of the proximal within the distal end of the intestine, and suturing. **Ramsden's**, for *ligation of the third part of the subclavian artery*; a transverse incision three inches in length is made across the base of the posterior triangle of the neck, about one-half inch above the clavicle. **Rau's**, for the *formation of an artificial pupil*; perforation of the sclera and iris with a narrow knife, followed by iridectomy. **Ravaton's**: 1. A method of performing *amputations*; it is done by a circular incision through the soft parts of the bone, with two longitudinal cuts—one in front and the other behind—extending from the circular incision upward to the level at which the bone is to be sawn through. 2. For *amputation at the hip-joint*; disarticulation through an external racket-incision; a vertical cut is made on the outer side, and this is joined on each side by two oblique crescentic incisions which meet on the inner side of the thigh. **Récamiér's**, for *extirpation of the uterus*; vaginal hysterectomy. **Reculus'**, for *iliac colotomy*; a modification of *Maydl's operation*, in which the sutures are omitted. **Reeves' (H. A.)**: 1. For *inguinal colotomy*; the usual incision is made, and sutures are passed through the gut to fasten it to the skin. 2. For *knock-knee*; a modification of *Ogston's operation*, in which an effort is made not to open the joint. **Regnoli's**, for *excision of the tongue*; an incision is made in the median line of the neck from the lower margin of the symphysis to the center of the hyoid bone, and from the upper end of this cut two lateral incisions pass outward along the lower border of the jaw to the anterior borders of the masseter muscles. **Reichenbach's**, for *iridotomy*; incision of the cornea and division of the iris from before backward. **Reverdin's**: 1. For *blepharoplasty*; removal of the cicatricial tissue, suturing of the lid to the opposite one in its normal position, and skin-grafting of the raw surface. 2. For *skin-grafting*; a point of skin is raised on an ordinary sewing-needle, and shaved off with a scalpel or scissors; the graft is then transferred to the fresh surface next to the healthy granulations. 3. For *sympblepharon*; detachment of the lid and transplantation of a small flap from the cheek. **Reybard's**, for *enterorrhaphy*; invagination of the upper extremity by passing two sutures through the wall and out of the lumen, and then in the lumen and through the wall of the lower extremity; traction now effects invagination, and sutures are applied. **Richard's**: 1. For *ectopia vesicæ*; the same as *Roux's operation*, following the lines of *Nélaton's operation* for epispadias. 2. For the *removal of naso-pharyngeal polypi*; an incision is made in the middle line, from the posterior border of the hard palate, forward to the alveolus; the periosteum is dissected up on either side, and as much of the hard palate as necessary is chiseled away. **Richet's**: 1. For *Dupuytren's contraction*, or *contraction of the palmar fascia*; a longitudinal incision is made over the bands and transverse incisions at either extremity of the first; the flaps are dissected back, the bands cut or excised, the wound united, and the finger fixed in extension. 2. For *ectropion*; the cicatrix (situated at the outer side of the lower lid) is excised, and, after the lids have been stitched together, the gap is filled, and the operation is completed by raising and transplanting two tongue-shaped flaps. 3. For *varicocele*; cauteriza-

tion of the scrotum by means of a special apparatus. **Richter's**: 1. For *iridotomy*; the same as *Reichenbach's operation*. 2. For *stricture of the lacrimal duct*; incision of the sac and dilatation of the duct by means of catgut strings. **Ricord's**: 1. For *circumcision*; the prepuce is grasped with fenestrated forceps corresponding with the direction of the corona, and the forceps is slid in advance of the glans; the prepuce is cut off in front of the forceps, which are then removed and the mucous membrane is trimmed off, leaving a short stump; stitches are next applied. 2. For *varicocele*; the introduction of two double ligatures through a single opening in the scrotum, one passing above and the other below the veins; the ends of the ligatures are attached to a yoke provided with a screw, which is tightened from day to day. **Riesel's**, for the *radical cure of inguinal hernia*; the external ring is exposed by an incision; the anterior wall of the canal is split up to the internal ring; the neck of the sac is tied as high as possible; part of the anterior wall of the canal is cut away, and deep transverse sutures are then introduced. **Rigaud's**, for *urethroplasty*; a quadrilateral flap with its base above is turned over the fistula, and lateral flaps are brought over the first and secured in position by sutures. **Riggs'**, for the *radical cure of inguinal hernia*; a variety of seton-operation, the peculiarities of which consist in the use of a large-sized *mèche* and an ingenious stop-needle. **Rima's**, for *castration*; a U-shaped flap is cut by transfixion from the posterior wall of the scrotum. **Rizzoli's**: 1. For *ankylosis of the lower jaw*; a linear osteotomy through the mucous membrane, thus avoiding an external scar. 2. For *imperforate anus* (the rectum terminating in the vagina); an incision is made in the perineum, antero-posteriorly—if the anus is absent—followed by dissecting the rectum from the vagina, and after pulling the former down, it is stitched to the skin-incision. **Roberts' (J. B.)**, for *deflected nasal septum*; a linear incision is made with a bistoury along a prominent line of the deflection, so as to enable it to be pressed into its proper position, after which a long steel pin is thrust into the septum in such a manner as to maintain this position. **Roberts' (M. J.)**: 1. *Electro-osteotomy* in knock-knee, bow-legs, and anterior tibial deformities. 2. *Cuneiform osteotomy* for hallux valgus. **Robertson's (A.)**, for *conjunctival entropion*; a modification of *Snellen's operation*, in which the threads are passed through the conjunctiva at the bottom of the fold, between its palpebral and outer portions. **Robson's (Mayo)**, for *ectopia vesicae*; a modification of *Wood's operation*, in which, in female subjects, the folds of integument following the labia majora are detached and displaced upward. **Rodger's**, for *ankylosis of the hip*; the cuneiform method of osteotomy. **Rogers'**, for *internal urethrotomy*; it is performed with a special dilating urethrotome. **Roonhuysen's**, for *chiloplasty*. See *Horn's operation*. **Rose's**: 1. For *double hare-lip*; the central tubercle is pared in a V-shaped manner, and the lateral segments by curved incisions from above downward to the muco-cutaneous junction, and then obliquely upward and inward. 2. For *single hare-lip*; a semilunar incision is made as far as the red margin of the lip, and an oblique upward cut is made on either side to form the prolabium; the flaps are held in position by means of wire and catgut sutures. 3. For the *relief of neuralgia of the fifth nerve*; removal of the Gasserian ganglion. **Rosbach's**, for *tumor of the larynx*; this consists in introducing a thin knife antero-posteriorly into the median line of the larynx from without,

and amputating the tumor while the operation is watched in the laryngeal mirror, held in the usual position. **Rotter's**, for *uranoplasty*; a modification of *Blasius' operation*, in which a long cutaneo-periosteal flap is taken from the forehead, passed through the unclosed hare-lip, and grafted into the cleft of the palate. **Rouge's**, for *access to the nasal cavities*; the upper lip is freed from the jaw by an incision through the mucous membrane; the cartilaginous septum and lower lateral cartilages are then detached so that the nose and lips can be raised to the necessary extent. **Rouse's**, for *proctotomy*; the making of a deep incision in the fossa beside the sphincter without severing the latter; through this incision the diseased portion of the rectum is pressed out and excised. **Routh's**, for *pyosalpinx*; aspiration of the contents of the diseased Fallopian tube. **Roux's**: 1. For *amputation of the foot*; a modification of *Syme's operation*, in which the flap is made chiefly from the inner side of the foot. 2. For *chiloplasty*; after removing the diseased parts and the formation of suitable flaps, the prominent portions of the superior maxillary bones are removed to permit of better adjustment of the flaps. 3. For *ectopia vesicae*; closure by means of flaps, one being dissected from the abdomen above, and another from the scrotum below. 4. For *excision of the elbow*; a modification of *Moreau's incision*, in which the inner line of the H is omitted. 5. For *excision of the hip*; it is done by raising a flap from over the great trochanter. 6. For *excision of the tongue*; division of the symphysis menti and removal of the entire tongue. 7. For *hysterectomy*; temporary resection of the sacrum. 8. For *ligation of the axillary artery*; the incision is made through the delto-pectoral interval. 9. For *removal of a nasopharyngeal polypus*; it is done through the upper jaw by an osteoplastic operation, the whole jaw and malar bone with the soft parts being turned upward and outward upon the temple. 10. *Plastic*; a flap is transferred from a distant part by successive migration. **Roux-Sédillot's**, for *excision of the tongue*. See *Roux's operation*. **Rudtorffer's**, for *webbed fingers*; division of the web after a cicatricial hole has been established through it, at the root of the fingers. **Ruysch's**, for *amputation at the wrist-joint*; a semilunar incision is made over the dorsum of the hand; the articulation is opened, and the anterior flap is cut from within outward. **Rydygier's**, for *pylorectomy*; a vertical parietal incision is made a little to the right of the middle line. **Sabatier's**: 1. For *excision of the shoulder*; a V-shaped flap is raised from the deltoid region. 2. For *iridectomy*; excision through a corneal incision as in cataract-extraction. **Sæmisch's**, for *hypopyon ulcer*; the cornea is transfixed and the intervening tissue, including the base of the ulcer, is divided by cutting outward. **Saint Germain's**: 1. For *phimosis*; dilatation of the foreskin. 2. For *tracheotomy for stenosis of the larynx*; rapid laryngotracheotomy; the single stroke method; the larynx is fixed between the thumb and finger of the left hand, and a straight sharp-pointed bistoury is thrust through the crico-thyroid membrane. **Salmon's**, for *fistula in ano*; in cases in which there is much induration an incision from one-eighth to one-fourth of an inch deep is made along the track. This is the well-known "*backcut*;" it is said to greatly promote healing. **Sänger's**, a method of performing *Cesarean section*; a modification of the usual operation in which the uterus is delivered through a long abdominal incision before extraction of the fetus. **Sänger-Leopold's**, for *Cesarean section*; improved suture of the uterine wound, a deep and a



superficial row being introduced, two of the superficial alternating with one of the deep. **Sänger-Tait's**. See *Tait's operation*. **Sanson's**, for excision of the knee; similar to *Textor's operation*. **Sauter's**, for *colpo-hysterectomy*; vaginal hysterectomy, the ovaries and tubes being left *in situ*. **Sauter-Recamiér**, for *hysterectomy*; the same as *Sauter's operation*. **Sayre's**: 1. For *ankylosis of the hip*; section of the femur above the lesser trochanter, with removal of a semicircular piece of bone and rounding of the upper shaft-end so as to facilitate the formation of a false joint. 2. For *excision of the hip-joint*; the subperiosteal method; the incision is made down to the bone, the periosteum is peeled off and the bone is divided above the trochanter minor. 3. *Intertrochanteric osteotomy* for the formation of a false joint in *ankylosis*; removal of a disc of bone from between the trochanters, having its upper surface convex and its lower surface flat. **Scalping Operation**. See *Gerdy's operation*. **Scarpa's**: 1. For *iridodialysis*; a needle is plunged through the sclerótica, the point passed through the superior internal border of the iris from behind forward, and with a see-saw motion the iris is detached in one-third of its circumference. 2. For *ligation of the femoral artery*; it is done at the middle of Scarpa's triangle. 3. For *stricture of the lacrymal duct*; incision of the anterior wall of the sac and the introduction of a leaden style into the duct. **Schäfer's**, a method of *arterial transfusion*; the dorsalis pedis artery is exposed in each subject and the distal ends are ligated; glass cannulæ attached to rubber tubing are then tied into the arteries, both ends being directed toward the heart. **Schede's**: 1. For *carcinoma of the rectum*; a modification of *Kraske's operation* in which the free edge of the peritoneum is secured to the serous surface of the gut; a preliminary inguinal colotomy is performed to avoid the fecal fistula and protracted healing. 2. For *genu valgum*; osteectomy of the tibia and a linear complex osteotomy of the fibula. **Schmalz's**, for *stricture of the lacrymal duct*; the introduction of a thread through the sac, and as far into the duct as possible. **Schmidt's**, for *iridodialysis*; the same as *Scarpa's operation*. **Schmitz's**, for *genu valgum*; the same as *Ogston's operation*, except that it is done through a larger wound. **Schönbein's**, for *staphyloplasty*; a flap of mucous membrane is taken from the posterior pharyngeal wall and is stitched to the velum in order to shut off the nose from the mouth. **Schramm's**, for *carcinoma of the cervix uteri*; the injection of antiseptic fluids directly into the carcinomatous tissues; he employs a solution of corrosive sublimate. **Schroeder's**: 1. *Colporrhaphy*; the removal of a single long and broad strip of the vaginal wall and the approximation of the cut edges by sutures. 2. *Hysterectomy*; celiotomy and removal of the entire body of the uterus, with intra-peritoneal treatment of the pedicle. 3. *Trachelorrhaphy*; the whole of the erosion is excised, and stitches introduced. **Schroeder and Löhlein's**, for *pruritus vulvæ*; excision of the diseased skin. **Schücking's**, for *prolapse of the uterus*; vaginal hysteropexia by means of a special needle, the thread being passed through the uterine cavity, out at the fundus, and through the anterior vaginal vault; the two ends are tied together and allowed to slough out. **Schuessler's**, for *entropion*; two elliptic skin-incisions are made, united at their ends, and the distal margins are sutured together, over the included portion of attached skin. **Schultze's**, for *retrodisplacements of the uterus*; it consists in carefully tearing the adhesions from the uterine surface while replacing the uterus. **Schwalbe's**, for *reducible hernia*; it consists in the subcutaneous in-

jection of alcohol (from 20 to 70 per cent.), by means of a Pravaz syringe, into the ring as near as possible to the hernial sac; the amount injected is two or three grams; these injections are repeated in from four to fourteen days, according to the sensitiveness of the patient and the amount of reaction; they are then omitted, and recommenced after a pause of from eight to fourteen days; the ring is eventually closed by fibrous thickening and contraction; the duration of treatment varies from one month to two-and-a-half years or more. **Schwartz's**, for *mastoid and middle-ear disease*; opening of the mastoid cells by the use of the hammer and chisel. **Schweigger's**, for *advancement of a rectus muscle*; the muscle is transfixed by catgut sutures, a portion of the tendon is removed and the ends are approximated by passing the sutures that have been placed in the muscle. **Scoutetten's**: 1. *A method of performing amputation*; the oval operation in which a single flap is made on one side of the limb to be received into a corresponding space on the opposite side. 2. For *amputation at the hip-joint*; disarticulation by the modified oval method, with the summit of the incision on the outer side. **Sédillot's**: 1. *A method of performing amputation*; the combination of the flap and circular methods; the superficial flaps are formed from within outward, and the deep muscles are divided circularly. 2. For *amputation at the ankle-joint*; this method resembles *Syme's operation*, except that the flap is made from the inner and plantar surfaces of the foot and ankle. 3. For *amputation of the leg*; it is done at the "place of election" by a large external flap cut by transfixion. 4. For *amputation of the thigh*; it is done by a single long anterior flap, the structures at the back of the limb being divided to the bone by one transverse incision. 5. *Chiloplasty for restoration of the lower lip*; vertical flaps are taken from either cheek, and brought together in the median line, to form the lip. 6. *Chiloplasty for restoration of the upper lip*; the formation of quadrangular flaps extending below the level of the mouth and attached above; it is the reverse of *Dieffenbach's operation*. 7. For *double hare-lip*; flaps consisting of the outer margins of the clefts are turned down to form the red border of the completed lip, and are united in the middle line, oblique incisions being made upward and outward to free the outer segments; the central tubercle is then pared, and the raw surfaces are brought together. 8. For *excision of the hip*; it is done by raising a flap from over the great trochanter. 9. For *excision of the knee*; it is done by two lateral vertical incisions. 10. For *excision of the tongue*; a modification of *Roux's operation, q.v.* 11. For *gastrotomy*; a transverse incision is made below the xiphoid cartilage. 12. For *ligation of the innominate artery*; an incision is made between the heads of the sternomastoid muscle. 13. For the removal of a *naso-pharyngeal polyp*; a linear incision is made through the soft palate, and extended as far up on the hard palate as the palato-maxillary suture; by means of the periosteal elevator, the palatal processes are denuded first on the oval surfaces, then on the nasal; the horizontal plate of the palatal bone is then excised by scissors or forceps, and the edges of the wound are to be united by sutures. 14. For *staphylorrhaphy*; liberating incisions are made on each side of the suture. 15. For *strabotomy*; an incision is made over the body of the muscle; when the latter is completely exposed, the hook is inserted and division made with the scissors. **Semiramidian Operation**, *castration*; a name proposed for castration on the belief that it was first performed by Semiramis. **Semon's (Felix)**, for *adenoid vegetations of the naso-pharynx*;

scraping with Gottstein's curet while the patient's head is hanging over the edge of the table, to prevent the blood and fragments from entering the air-passages. **Senn's (N.):** 1. For *amputation at the hip-joint*; by means of a skewer as in *Myles' operation*. 2. For *gastro-enterostomy*; it is done with the use of perforated bone-plates, as in Senn's operation for intestinal anastomosis. 3. For *intestinal anastomosis*; the diseased tissue is excised and the ends of the bowel entirely and permanently closed, the continuity of the canal being restored by means of "intestinal anastomosis by lateral approximation" with the use of bone-plates. 4. For *pancreatic cyst*; two stages: (1) the bottom of the wound is packed over the cyst-wall with iodoform-gauze; (2) the cyst is opened after six or eight days. 5. For *suture of the intestine*; a modification of *Jobert's operation*, in which a soft, pliable rubber ring, made of a rubber band transformed into a ring by fastening the ends together with catgut sutures, is placed within the upper segment of the bowel; the sutures in transfixing the bowel pass through the upper portion of the ring. **Serres':** 1. For *blepharoplasty*; the same as *Knapp's operation*. 2. For *restoration of the angle of the mouth*; two triangles are so fashioned that their bases meet at the site of the new angle of the mouth. **Seton Operation**, any operation in which a seton is used to give rise to inflammatory adhesions. **Sexton's**, for *otorrhea*; it consists in the removal of any traces of the membrana flaccida, of the membrana vibrans and the malleus and incus, if present, and of the granulation and carious tissues. **Sharp's**, for *iridotomy*; the same as *Cheselden's operation*, except that the needle is introduced through the cornea. **Sharpe's**, a *method of performing amputations*; the same as *Soupart's operation*. **Sigault's**, for otherwise *impossible labor*; pubic symphysiotomy. **Signorini's**, for the *radical cure of hernia*; similar to *Gerdy's operation*, except that a female catheter takes the place of the finger, and three pins are used instead of sutures. **Simon's (J.):** 1. For *ectopia vesicæ*; communication between the bladder and the bowel is effected by means of threads passed from the ureters into the rectum. 2. For *elongation of the vaginal portion of the cervix*; it consists in the removal of a wedge-shaped section of the elongated cervix, the apex of which extends high up into the cervical wall, while the base is formed by the lower portion of the lips. 3. For *exploration of the rectum and adjacent parts*; it consists in introducing the hand or the hand and arm of the operator into the bowel. 4. For *laceration of the perineum*; the edges are freshened; then sutures are first passed so as to include all the denuded rectal mucous membrane; each suture commences and ends in the rectum, and is tied as soon as passed; the wound is then closed as usual. 5. For *uretero-vaginal fistula*; an opening is made into the bladder where the ureter empties into the vagina; through this opening a sound is passed from the bladder into the ureter; the uretero-vaginal wall is slit up from the bladder on the sound; the margins of the wound are daily separated by a sound until cicatrization has taken place; the vaginal fistula is closed at a second operation. 6. For *vesico-vaginal fistula*; adaptation of the pared margins, the mucous membrane of the bladder being included in the abrasion; the stationary catheter is not retained afterward. **Simpson's (Sir J.):** 1. For *oöphorectomy*; acupressure is applied to the pedicle inside of the abdominal wall. 2. For *stenosis of the cervix uteri*; bilateral incisions through the whole length of the cervical canal. **Sims' (Marion):** 1. For *ante-flexion of the uterus*; incision of the posterior lip of

the cervix in the median line up to the point of flexion, to permit of communication between the upper portion of the uterine canal and the posterior vaginal fornix, so that the discharges may escape the curve of flexure. 2. For *cholecystotomy*; the gall-bladder is stitched to the abdominal wound and a permanent fistula is established. 3. For *colporrhaphy*; denudation of a V-shaped surface on the anterior wall of the vagina and apposition of its arms by sutures. 4. For *lithotomy (in the female)*; the parts are exposed as for the operation for vesico-vaginal fistula; a curved director is passed through the urethra into the bladder, and made to project on the anterior vaginal wall; this is cut down upon, and the stone extracted; the opening is not to be closed. 5. For *supra-vaginal elongation of the cervix*; the cervix is amputated with scissors, and the mucous membrane is drawn over the stump and united with four stitches. 6. For *trachelotomy*; division of the cervix on either side up to the vaginal junction, and division of the cervical canal as high as the internal os; if the cervix is flexed, the lip on the convex side is divided, and the canal is enlarged as before. 7. For *vesico-vaginal fistula*; coaptation of the pared margins, the abrasion not including the vesical surface; retention of a catheter afterward. **Sinclair's**, for *diseased Fallopian tubes*; free incision *per vaginam*, and subsequent washing out of the empty tubes. **Skene's (A. J. C.)**, for *ante-flexion of the uterus with imperfect invagination of the cervix into the vagina*; transverse division of the anterior vaginal wall after the anterior column of the vagina has been put on the stretch by drawing the cervix backward toward the hollow of the sacrum; the upper and lower edges of the incision are drawn apart by stretching the incised portion, and sutures are introduced from the sides, transforming the transverse incision into a longitudinal incision. **Skewer Methods**, for *amputation through the hip-joint*. See *Myles'*, *Spence's*, and *Wyeth's operations*. **Skey's:** 1. For *tarsometatarsal amputation*; disarticulation through the outer three and inner joints, the base of the second metatarsal bone being sawn through. 2. For *rhinoplasty*; two lateral flaps made from the side of the nose upon the cheek are brought into the mesial line. **Skutsch's**, for *salpingostomy*; after ascertaining by aspiration the nature of the contents of a tube which has been converted into a serous cyst, an oval piece about half an inch wide is excised from the abdominal end, and the mucous and serous surfaces are united with silk sutures around the opening; the new ampulla should be sutured to the ovary. **Smith's (Greig):** 1. For *ectopia vesicæ*; a modification of *Wood's operation* in which the flaps are made larger. 2. For *extreme intestinal obstruction*; an artificial anus is made, and the intestine is patiently milked to squeeze out the feces. 3. For *removal of the uterine appendages*; it is done by abdominal incision. **Smith's (G. K.)**, for *internal urethrotomy*; it is done with a special dilating urethrotome. **Smith's (H.)**, for *hemorrhoids*; crushing by means of a clamp, and applying the Paquelin cautery to the stump after cutting away the projecting part. **Smith's (N.):** 1. For *amputation at the knee-joint*; it is done by a large anterior and a smaller posterior skin-flap. 2. A *method of performing ovariectomy*; the arteries of the pedicle are tied separately and the ligatures (strips cut from a kid-glove) are cut short, the pedicle being dropped inside. **Smith's (S.):** 1. For *amputation through the knee-joint*; it is done by "lateral hooded skin-flaps," the incision commencing in front about one inch below the tubercle of the tibia, and being carried up to the center of the articulation behind, the patella being preserved. 2. *Osteotomy*; two partial



sections of the femur are made just below the trochanter minor, one anteriorly, the other posteriorly; the bone is then fractured. **Smith's** (*T.*): 1. For *double hare-lip*; the outer segments are pared and the parings removed; the prolalial flaps are then turned down from the sides of the central tubercle. 2. For *uranoplasty*; the utilization of the mucous membrane covering the vomer as a means of bridging the cleft. **Smyth's**, for *ligation of the vertebral artery*; the incision is commenced at the clavicle, and is carried upward along the posterior border of the sterno-mastoid muscle for three inches; the process of the sixth cervical vertebra is sought for as a guide. **Snellen's**: 1. For *conjunctival ectropion*; traction is exerted on the contracted conjunctiva so that it becomes permanently inverted, the sutures being passed through the highest part of the everted mucous membrane. 2. For *ectropion*; two needles on the same thread are passed parallel to each other some distance apart, from the summit of the everted conjunctiva beneath the skin and out about the margin of the orbit; the two ends are then tied over a roll of gauze. 3. For *entropion*; a modification of *Streetfield's operation*, in which, after grooving the tarsus throughout its whole extent, sutures are used to effect the desired result. 4. For *strabotomy*; a horizontal incision is made in the conjunctiva over the middle of the tendon; the tendon is then seized with forceps, and a snip is made into it with the scissors; the upper portion of the tendon is divided first, then the lower portion. 5. For *trichiasis*; a loop of thread is passed, by means of a needle, in the free margin of the lid as near as possible to the offending hair; the hair is caught in the loop and drawn through the needle-tract. **Socin's**: 1. For the *radical cure of inguinal hernia*; ligature and excision of the sac. 2. For the *removal of tumors of the thyroid gland*; incision through the normal gland-structure and enucleation of the neoplasm. **Sonnenburg's**: 1. For *ectopia vesicæ*; the bladder is extirpated and the ureters united to the dorsal groove of the penis. 2. For *resection of the bladder*; a supra-public operation with removal of a tumor involving the anterior wall of the bladder; the bladder-wound is closed by stitching the peritoneum over it. **Sotheau's**, for the *radical cure of inguinal hernia*; a double invagination of the scrotum is made to fill the canal. **Soupart's**, for *amputation at the elbow-joint*; an elliptic amputation, with the highest point of the ellipse in front, the flap being taken from behind. **Spanton's**: 1. For *fixity of the lower jaw*; subcutaneous division of the adhesions between the condyle and the glenoid cavity. 2. For the *radical cure of inguinal hernia*; the *subcutaneous method*; after reduction of the rupture a small incision is made over the fundus of the sac and the pillars of the ring are closed with the screw-instrument. **Spence's**: 1. For *amputation at the shoulder-joint*; this resembles *Larrey's operation*, except that the longitudinal incision is made on the inner aspect of the arm. 2. For *amputation of the thigh*; it is done by long anterior and short posterior flaps, the latter being cut from without inward, and commenced two inches below the base of the anterior flap. **Sperino's**, for *cataract*; repeated paracentesis of the aqueous humor. **Spiegelberg's**, for *prolapse of the uterus, with marked cystocele*; the middle of the lower portion of the anterior vaginal wall is united to the middle of the upper portion of the posterior wall, after each has been denuded, in addition to the repair of the perineum. **Squire's**, for *port-wine marks*; multiple parallel incisions. **Stacke's**, for *middle-ear disease*; incision through the skin, circumscribing the auricle posteriorly; the

membranous meatus is shelled out of the osseous canal; the median upper part of the bony meatus is cut away and the exposed malleus and incus removed; the superior wall is then chiseled to near the drum-insertion; then the posterior wall of the meatus is cut away; thus the attic, tympanum, antrum, and meatus are converted into one large cavity. **Star-operation**, for *transversely lacerated perineum*; after denudation of a transverse strip, a median triangular or bilateral figure is denuded across the transverse strip. **Stearns'**, for *internal urethrotomy*; it is done with a special dilating urethrotome. **Steele's**, for *deviated nasal septum*; a modification of *Blandin's operation*, *q. v.* **Stellwag's**: 1. *Canthoplasty*; an oblique blepharotomy or sphincterotomy. 2. For *cataract-extraction*; a corneal flap-extraction. 3. For *trichiasis*; re-attaching the raw surface of the tarsus to the ablated zone of hair-follicles, so that the border that bears the cilia looks upward and that which has the raw surface looks downward. **Stevens'**, for *ligation of the internal iliac artery*; an incision about five inches long is made parallel with the deep epigastric artery and nearly  $\frac{1}{2}$  inch on the outer side of it. **Stevens'** (*G. T.*), for *muscular asthenopia*; partial or graduated tenotomy of one of the ocular muscles. **Stilling's**: 1. *Ovariectomy*; the cautery is applied to the pedicle, which should be stitched in the parietal wound. 2. For *stricture of the nasal duct*; internal incision. **Stillman's**, for *hemorrhoids*; the patient is placed in the knee-chest position and each mass is reduced by manipulation as for hernia, after which a pile-bougie is introduced. **Stimson's**, for *fracture of the patella*; four small punctures are made deeply through the skin at the margin of the patella, at equal distances from it, **•O•**. A half-curved Hagedorn needle armed with a heavy silk suture is carried in one lower incision, through the ligamentum patellæ, and out the opposite incision, reëntered at the point of exit and brought out at the upper incision on the same side, inserted again at the same point, made to transfix the quadriceps tendon and emerge at the other upper incision, introduced again at the same point and brought out at the place of starting. The fragments are held together by strong tenacula and the sutures tied tightly and the ends cut short; the incisions are then closed. **Stokes'** (*Sir W.*): 1. For *amputation above the knee*; the same as *Gritti's operation*, except that section of the femur is made above the condyles. 2. For *excision of the tongue*; a modification of *Jaeger's operation*. 3. For *flat-foot*; by removing a wedge-shaped piece of bone from the head and neck of the astragalus. 4. For *single hare-lip*; the prolalium is formed by tissue from both sides of the cleft by means of incisions skirting the red margin; the upper part of the cleft is incompletely pared and the partially dissected flaps turned back, while the edges of the skin are brought together and the prolalial flaps drawn downward and outward. **Stoltz's**, for *cystocele*; it is also called the *purse-string and tobacco-pouch operation*; denuding a circular patch on the anterior vaginal wall, and running a suture around the margin and tying. **Streetfield's**: 1. For *atresia of the punctum lacrymale*; slitting of the canaliculus. 2. For *cataract-extraction*; it is made with a Sichel's knife without counter-puncture, the wound being enlarged by a sawing motion. 3. For *entropion*; removal of a wedge-shaped strip from the tarsal cartilage. 4. For *synchia*; the same as *Passavant's operation*, except that a cutting-hook is used in place of forceps. **Streetfield-Snellen's**, for *entropion*; like *Streetfield's operation*, except that the groove in the tarsus is made higher up. **Strohmeyer's**, for *strabotomy*; an incis-

ion is made with a cataract-knife in the line of the tendon; the probe is then passed beneath the muscle and the latter is divided with scissors or knife. **Sutton's** (*R. S.*), for *trachelorrhaphy*; the denudation removes a large amount of diseased tissue, and the patency of the canal is maintained. **Syme's** (*J.*): 1. A method of performing *amputations*; the oval tegumentary flap operation; a modification of the mixed amputation. 2. For *amputation at the ankle-joint*; a single plantar flap is made, from which the os calcis is dissected out, after disarticulation has been accomplished; the malleoli and lower end of the tibia are then removed. 3. For *amputation of the thigh*; a modification of the *circular amputation*, in which retraction of the skin is aided by two lateral cuts after the usual circular incision has been made. 4. For *excision of the elbow*; the same as *Moreau's operation*. 5. For *excision of the shoulder*; a large posterior flap is taken from the deltoid region. 6. For *excision of the tongue*; a modification of *Roux's operation*, *q. v.* 7. For *external urethrotomy*; the stricture is divided through the perineum upon a grooved director. 8. For *restoration of the lower lip*; two large lateral flaps are dissected from the chin and sides of the face and brought together in the middle line. 9. For *rhinoplasty*; two flaps from the cheeks, with a conjoint pedicle at the root of the nose, are united in the middle line. **Szokalski's**, for *pterygium*; it is removed by means of a thread, armed with two needles, so that the growth is strangulated at each end and *en masse* between. **Szymanowski's**: 1. For the *closure of an artificial anus*; it is done by means of a flap of integument without any sacrifice of the intestinal wall. 2. For *blepharoplasty*; a modification of the cantho-temporal and temporo-genal incisions, the former running obliquely upward and outward and the latter obliquely downward and inward. 3. For *ectropion of the lower lid*; excision of a triangular piece of skin at the external canthus, removal of a part of the ciliary margin, and suture of the lid in the proper position. 4. For *hypospadias*; a straight incision is made near one edge of the fistula, and the skin is dissected loose; on the opposite side of the fistula, a curved flap is raised, and after the epidermis is scraped off, the flap is turned under the first one and secured by sutures. 5. For *restoration of the upper lip*; lateral flaps of the full breadth of the lip are cut from the cheek on each side, and their inner extremities are brought together in the median line. 6. For *urethral fistula*; a flap is dissected up on either side of the fistula, and one is slid under the other, the under one having the epidermis removed, except at the point that will lie over the fistula. **Tagliacotian**, or **Italian Method**, for *restoration of the nose*. See *Tagliacozzi's operation*. **Tagliacozzi's**, for *rhinoplasty*; the forming of a new nose from a flap from the arm secured in place, and left attached to the arm until union has occurred. **Tait's** (*Lawson*): 1. For *hepatotomy* for *hydatid cyst*; it is performed in one stage and involves opening of the abdominal cavity, incision and evacuation of the cyst, and the suturing together of the margins of the hepatic and parietal wounds. 2. For *lacerated perineum*; the *flap-splitting operation*; the recto-vaginal septum is split transversely and from the extremities of this incision two lateral incisions are made, running up toward the lower terminus of each nymphæ and down to a little above the anal orifice; these two flaps are dissected up; the upper one is drawn toward the urethra, the lower one down toward the anus; sutures are passed laterally and the edges are brought together. 3. For *oöphorectomy*; the same as *Batley's operation*, with inclusion of the Fallopian tube. 4. For *oöphorectomy*; the pedicle is secured

with a silk ligature and the "*Staffordshire knot*." See *Knot*. **Tate's**, for *uterine inversion*; similar to *Watts' operation* except that one finger is also passed into the bladder to act in conjunction with the fingers in the rectum. **Tausini's**, for *hepatotomy*; the cyst is dissected out, and the wound in the liver is closed by a double series of catgut and silk ligatures. **Taylor's**: 1. For *cataract-extraction*; the incision is made with a broad needle, the capsule is lacerated and an artificial pupil is made, through which the lens is extracted. 2. For *genu valgum due to femoral curving*; section of the shaft of the femur on the outer side, a short distance above the joint. **Teale's**: 1. For *amputation of the arm*; the long flap is placed upon the antero-external aspect of the arm; the brachial artery and the median and ulnar nerves are divided with the posterior flap. 2. For *amputation of the leg*; a rectangular-flap operation, in which a long anterior and a short posterior flap are made, each consisting of both integument and muscle; the length of the anterior flap is equal to half the circumference of the limb, and the posterior flap is one-quarter of the length. 3. For *amputation of the thigh*; the same procedure as in *Teale's amputation of the leg*. 4. For *cataract-extraction*; removal of a soft cataract by suction. 5. For *lacrymal stricture*; slitting of the lower canaliculus and introduction of different sized olive-pointed probes. 6. For *symblepharon*; two flaps of the bulbar conjunctiva are taken from either side, one of which is used for covering the inner surface of the lid, while the other serves as a covering for the eye. **Teevan's**, for *internal urethrotomy*; it is done with a modification of *Maisonneuve's urethrotome*. **Terrillon's**, for *hepatotomy* for *hydatid cyst*; the portion of the liver containing the cysts is removed by means of an elastic ligature applied after the performance of celiotomy. **Textor's**, for *excision of the knee*; it is done by a curved transverse anterior incision, with its convexity downward. **Theobald's**, for *subconjunctival strabotomy*; it is performed after *Critchett's method*, a "crochet-hook" being used instead of the ordinary blunt one, to prevent the tendon slipping off. **Thiersch's**: 1. For *ectopia vesicæ*; closure by means of two large lateral flaps, one to cover the lower half of the defect, and the other the upper half. 2. For *rhinoplasty*; two lateral flaps from the cheeks are turned over to meet in the middle line, their raw surface being turned out; a flap from the forehead is then brought down and covers all. 3. For *skin-grafting*; the graft is made by a to-and-fro motion with a razor, shaving off as long and as broad a section of the upper layers of the skin as is desired. 4. For *epispadias*; the formation of a meatus and urethra by dissection of various flaps, the entire treatment covering a period of several months. 5. For *uranoplasty*; the alveolar process is chiseled away and a flap consisting of the whole thickness of the cheek is turned in to close the hole in the hard palate. **Thomas's** (*T. G.*): 1. For *hysterectomy*; celiotomy with the use of the clamp and the charring of the end of the pedicle with the galvanocautery. 2. For *laparo-elytotomy*; removal of the fetus through incisions in the abdominal wall and in the vagina, without opening the peritoneum or wounding the uterus. **Thompson's** (*Sir H.*): 1. For *cystitis due to hypertrophied prostate*; the establishment of a permanent vesical fistula over the pubes. 2. For *internal urethrotomy*; it is done with Thompson's modification of Civiale's urethrotome. 3. For *vesical tumor*; the removal by a median perineal cystotomy, with the use of Thompson's special forceps. **Thread-operation**, an operation proposed by von Graefe, for regulating the position of the eyeball after tenotomy; the thread is



passed through the stump of the tendon and is fastened to the skin near the eye. **Tiffany's**, for *union of tendon and flap*; in amputation of fingers at the joint between the first and second phalanges, the stitch that unites the skin is passed through the tendon and its sheath. **Tillaux's**, for *cholecystenterostomy*; it is performed in three stages: (1) the gall-bladder is fixed by sutures to a loop of the jejunum and a biliary fistula is established by uniting the margins of an opening made in the gall-bladder to the parietal wound; (2) after about nine days an artificial communication is established between the bowel and the gall-bladder through the fistula; (3) eighteen days later the biliary fistula is closed by a plastic operation. **Travers's**, for *cataract-extraction*; the capsule is divided and the lens is displaced into the anterior chamber; it is then removed through a small corneal incision. **Travignot's**, for *amputation of the leg*; it is done by a large posterior flap and a short anterior one. **Trélat's**: 1. For *Dupuytren's contraction*; division of the attachments between the skin and fibrous bands, followed by division of the bands themselves. 2. For *internal urethrotomy*; a special urethrotome is used and the stricture is cut both ways. **Trendelenburg's**: 1. For *ectopia vesicæ*; narrowing of the defective area by approximating the two innominate bones, after division of the sacro-iliac synchondrosis on either side. 2. For *flat-foot*; supra-malleolar osteotomy. 3. For *staphyloplasty*; the same as *Schönbein's operation*. **Treves' (F.)**: 1. For *spinal abscess*; a vertical incision, two and a half inches in length, is made in the loin, midway between the last rib and the crest of the ilium, the incision to be parallel with the vertebral side of the outer border of the erector spinæ muscle. 2. For *united fracture of short bones*; the fragments are held in position with a pair of modified *Malgaigne's* hooks. 3. For *varicocele*; exposure of the veins, the application of two ligatures and excision of the included portion. **Treves' (W. K.)**, for *excision of the knee*; it is done by two vertical lateral incisions. **Triangular-flap operation**, for *lacerated perineum*. See *Duncan's operation*. **Tripier's**: 1. For *amputation through the foot*; a modification of *Chopard's operation* in which the os calcis is sawn through horizontally at the level of the sustentaculum tali and its lower portion is removed. 2. For *blepharoplasty*; a flap is taken from the upper lid to close a deficiency in the lower lid. **Valette's**: 1. For the *radical cure of hernia*; an attempt is made to close the canal by causing an eschar by means of Vienna paste. 2. For the *removal of a naso-pharyngeal tumor*; by an operation similar to those of *Berard* and *Hugier*, but of less extent; the anterior and inner wall of the maxillary sinus is removed, and the sinus is thus opened into the nasal cavity. **Van Best's**, for the *radical cure of hernia*; subcutaneous suturing of the inguinal rings. **Van Buren's**, for *prolapsed ani*; a linear cauterization of the mucosa with the Paquelin cautery. **Van Millingen's**: 1. For *entropion*; the mucosa is transplanted into the wound made by an incision at the lid-margin. 2. For *trichiasis*; the covering of the wound made in *Arlt's operation* by mucosa from the patient's lips or from the conjunctiva of a rabbit, instead of with skin. **Veit's**: 1. A method of performing *embryotomy*; evisceration followed by simultaneous traction on an arm and the breech, the fetus being delivered doubled up. 2. For otherwise impossible labor; the same as *Porro-Veit's operation*. **Veitch's**, for *amputation at the hip-joint*; the same as *Esmarch's operation*. **Velpeau's**: 1. For *excision of the upper jaw*; an incision is commenced at the angle of the mouth and is carried in a curved direction, through the cheek to

end over the center of the malar bone. 2. For *excision of the wrist*; by raising a dorsal flap. 3. For *iridotomy*; a long double-edged knife transfixes the cornea, passes through the iris to the posterior chamber and back to the anterior chamber, through the cornea again, and a flap is cut; this leaves a triangular opening in the iris. 4. For *preternatural anus*; removal of the adventitious tissue around the preternatural anus, and suturing of the wound. **Vermale's**: 1. A method of *performing amputation*; the ordinary double-flap operation, the flaps being cut by transfixion whenever possible. 2. For *amputation of the arm*; by lateral flaps marked out by a skin-incision, the remaining soft parts being divided by transfixion; the inner flap is cut the longer. 3. For *amputation of the thigh*; by lateral flaps of the same size and including all the soft parts down to the bone; both flaps are cut by transfixion. **Verneuil's**: 1. For *amputation through the foot*; subastragaloid disarticulation, the incision commencing over the outer tuberosity of the os calcis and being carried forward to and over the dorsum of the foot, just behind the base of the metatarsal bones and finally sweeping across the sole to the point of commencement. 2. For *iliac colotomy*; a nearly vertical incision is made, and a knuckle of gut is transfixed and kept in place by two needles which lie on the parietes; the exposed bowel is then stitched to the margins of the parietal wound and the protruding knuckle is excised. 3. For *proctotomy*; the rectum is first divided into lateral halves with the *écraseur*, and the subsequent dissection is done with the galvanocautery knife. 4. For *rhinoplasty*; two flaps from the cheeks and forehead are superimposed to secure elevation of the sunken nose. 5. For *stricture of the rectum*; the same as *Lenti's operation*, except that a posterior incision only is made. **Vidal's (de Cassis)**: 1. For *gastrotomy*, the parietal incision is made in the middle line. 2. For *varicocele*; subcutaneous constriction of the veins by means of wire ligatures. **Der Villard's (Carron)**: 1. For *ectropion*; shortening of the skin of the lid in a transverse direction. 2. For *iridotomy*; the same as *Maunoir's operation*. **Voilemier's**, for *internal urethrotomy*; it is done with a modification of *Maisonneuve's* urethrotome. **Volkmann's**: 1. For *amputation at the hip-joint*; the same as *Esmarch's operation*. 2. For *excision of the rectum*; (a) For a *circumscribed growth*; dilate the anus; pull down the diseased portion; remove by incision; suture. (b) For *disease involving the circumference of the bowel, but not the anus*; divide the anus forward in the perineum and backward to the coccyx; remove the growth by a knife or scissors, and the fingers, and stitch the healthy mucosa together; deep drainage; suture. (c) For *disease involving the circumference of the bowel, and part or all of the anus*; make the anterior and posterior incisions as directed; then carry a circular incision around the sphincter, and dissect out the growth; the healthy mucosa is stitched to the skin-border; drainage; suture. 3. *Hepatotomy for hydatid cyst*; it is performed in two stages; in the first, adhesion is secured between the parietal peritoneum and the hepatic peritoneum over the seat of puncture; the second stage consists in incising the adherent cyst after some days. 4. For *hydrocele*; by a free incision in the tunica vaginalis and stitching the serous membrane to the skin. 5. For *lupus*; erosion with a curet. **Von Graefe's (Alfred)**. See *Graefe's operations*. **Von Hippel's**. See *v. Hippel's operations*. **Von Walther's**, for *tarsorrhaphy*; paring of the borders of the upper and lower lids adjoining the external angle and securing the denuded surfaces together. **Waldau's**, for *cataract-extraction*; this differs from the linear

method of *v. Graefe* only in the smaller incision (less than  $\frac{1}{4}$  of the circumference of the cornea) and in the use of a special scoop to remove the lens. **Walsham and Willett's**, for *talipes calcaneus*; oblique division of the tendo Achillis from above downward and from before backward, and slipping of the ends past each other and suturing. **Walton's**, for *lacrimal stricture*; slitting of the upper canaliculus into the sac, and the introduction of pure silver pins. **Wardrop's**: 1. For *aneurysm*; ligation of a main branch of the artery distal to the aneurysm, leaving a circulation, however, through another branch. 2. For *entropion*; ligation of a small portion of the skin by a suture passed beneath. **Warlomont's**: 1. For *cataract-extraction*; a modification of the *Graefe* incision. 2. For *trichiasis*; the portion of lid in which the cilia are implanted is detached, shifted upward, and fixed upon the tarsus. **Warren's (M.)**: 1. For *excision of the upper jaw*; the same as *Velpeau's operation*. 2. For the *radical cure of hernia*; the tissues of the inguinal rings are injected, by means of a syringe, with a mixture composed of the fluid extract of white oak, reduced to a syrupy consistence, and sulphuric ether and morphin. 3. *Uranoplasty*; the mucous membrane is dissected up and the soft palate is freed by dividing the posterior pillars, and then sutured in the middle line. **Waterman's**, for removal of a *naso-pharyngeal tumor*; similar to *Cheever's operation*, except that the hard palate is not fractured, but acts as a hinge to the disarticulated superior maxilla, as in *Cheever's* double operation. **Watson's (E.)**, for *amputation through the foot*; a modification of *Pirogoff's operation*, in which the posterior part of the os calcis is sawn off and the cut is extended up behind the ankle-joint; the tibia and fibula are then sawn through from before backward and downward. **Watson's (P. H.)**: 1. For *tarsectomy*; the joints between the astragalus and scaphoid and the os calcis and cuboid are opened and the metatarsal bones are sawn through from below upward. 2. For *goiter*; extirpation of the goiter. 3. For *rhinoplasty*; a modification of *Fergusson's operation*, *q. v.* **Watson's (Spencer)**: 1. For *entropion*; transplanting a bridge of skin from the eyelid through to the conjunctival surface. 2. For *trichiasis*; the wound is covered by a pedunculated flap. **Watts'**, for *uterine inversion*; the same as *Courty's method*, except that the fingers passed into the rectum are used to dilate the inverted cervix. **Weber's**: 1. For *cataract-extraction*; the incision is made with a curved bistoury. 2. For *lacrimal stricture*; a modification of *Bowman's operation*; slitting of the upper canaliculus, subcutaneous division of the canthal ligament, and dilatation by a conic silver sound and elastic catgut bougies. 3. *Plastic*; the large elliptic gap is closed by displacing a curved flap; then a second curved flap is displaced into the gap thus made. 4. *Rhinoplasty*; an oval flap is taken from the center of the upper lip, consisting of only part of its thickness, and turned up and attached to the freshened edges of the defective ala. **De Wecker's**: 1. *Blepharoplasty*; a modification of *Reverdin's operation*; it consists in transplanting small pieces of epidermis covered with gold-beater's skin. 2. For *cataract-extraction*; a modification of the *Graefe* incision in cataract-extraction, and extraction without iridectomy. 3. For *corneal or lenticular opacities*; division of the sphincter of the iris by introducing forceps-scissors through the corneal incision. 4. For *evisceration*; a suture is run through the previously loosened conjunctival and subconjunctival tissue surrounding the cornea, and is carried entirely around by repeated punctures; the protrusion is then cut off and the two

ends of continuous suture are drawn together, thus preventing the escape of the vitreous. 5. For *glaucoma*; trephining of the cornea. 6. For *iridectomy*; an incision is made with von Graefe's knife through the cornea and iris; the forceps-scissors is then introduced, and a V-shaped portion of iris is removed. 7. For *leukomata of the cornea*; tattooing the leukomata. 8. For *ptosis*; removal of an oval piece of skin from the lid, followed by suturing of the wound. 9. For *retinal detachment*; a very fine gold wire is introduced through the sclera and choroid and allowed to remain, as a drain. 10. For *sclerotomy*; the cataract-knife is entered into the sclera, without completing the incision; prolapse of the iris is thus prevented. 11. For *staphyloma*; excision and uniting of the conjunctiva over the wound. 12. For *strabismus*; advancement of Tenon's capsule, and thus of the insertion of the muscle. **Wehr's**, for *resection of the intestine*; the end of the narrower part of the bowel is divided obliquely, so that the oblong opening which results shall correspond to the lumen of the other end. **Weir's (R. F.)**: 1. For *lumbar nephrectomy*; a vertical lumbar incision three inches from the spine, just below the twelfth rib, is joined at the top by a transverse incision running along the edge of the ribs. 2. *Rhinoplasty*; a transverse cut is made through the sunken nose, and the tip is drawn down to the desired position, the resulting wedge-shaped gap being filled by transplanting flaps from the cheeks. 3. For *varicocele*; subcutaneous ligation with carbolized or juniperized catgut. **Wells' (Sir S.)**: 1. *Cholecystotomy*; a modification of *Sims' operation*, in which it is proposed to close the incision in the gall-bladder by a continuous suture and return it to the abdominal cavity. 2. *Splenectomy*; the incision is made through the linea semilunaris. **Wells'**: 1. For *blepharoplasty of the upper lid*; dissection of the cicatrix, replacement of the lid to its normal position, and transplantation of a flap from the temple. 2. For *entropion*; splitting of the lid into anterior and posterior leaves, excision of a fold of skin, and removal of a wedge-shaped piece of the tarsus. 3. For *strabotomy*; division of the tendon, subconjunctivally, close to its insertion. **Wenzel's**: 1. For *cataract-extraction*; in cases of total posterior synechia, a curved incision is directed downward, passing through the iris, and opening the lens. 2. *Iridectomy*; the same as *Velpeau's operation*, except that the flap is removed. **West's**, for *excision of the wrist*; two dorsal incisions are made and the tendons of the thumb and fingers are not divided, but are drawn aside. **Westmoreland's**, for *internal urethrotomy*; it is done with a modification of *Maisonneuve's* urethrotome. **Wharton's**, for *amputation of the foot*; a modification of *Teale's operation* in which only one flap is made and the bone is sawn off at the level to which a short flap, made according to Teale's method, would reach. **Wheelhouse's**, for *external urethrotomy*; division of the stricture on a grooved probe passed through the stricture from an opening made into the urethra in front of it. **White's**: 1. For *excision of the hip-joint*; a semicircular incision is made above and behind the greater trochanter, the joint is exposed and disarticulated, and the section made. 2. For *uterine inversion*; it is replaced by pressure by means of a cup having at its base a short staff terminating in a steel spiral spring which rests against the operator, counter-pressure being made above. **White's (J. William)**, for *hypertrophy of the prostate*; removal of the testicles. **White's (O.)**, for the *radical cure of hernia*; invaginating the sac into the ring and plugging the latter with an instrument devised for the purpose. **Whitehead's**: 1. For *excision of hemorrhoids*; removal of a circular



strip of mucous membrane around the anus, including the tumors. 2. For *excision of the tongue*; removal through the mouth, using only scissors. 3. *Tracheotomy*; the incision is made in the usual situation, but of greater length than is common. **Wickerkiewicz's**, for *scleritis*; the removal by means of a small sharp spoon of the diseased tissue in stubborn cases. **Wickham's**, for *varicocele*; it is done by Heurteloup's modification of Henry's clamp, with removal of a large amount of scrotum. **Wilke's**: 1. For *mastoid or cerebral abscess*; the bone is exposed from the base to the apex of the mastoid process,  $\frac{1}{2}$  inch behind the auricle, and if necessary, the bone is opened with a drill, gouge, or trephine. 2. For *staphylocoma*; very similar to *Critchett's operation*, q. v. 3. For *trichiasis*; an incision is made to the roots of the inverted cilia followed by cauterization with silver nitrate and removal of the cilia. **Willett's**, for *talipes calcaneus*; the tendo Achillis is divided obliquely and the cut ends are slid past each other until the proper shortening is obtained, when they are stitched in place. **Williams'**, for *lacrimal stricture*; a modification of *Walton's operation*; dilatation by large silver probes. **Winckel's**, for *vaginal hysterectomy*; after securing the cervical portion of the uterus an incision is made in the anterior vaginal vault, and is carried spirally around the cervix, ligating the vessels when necessary, and exerting steady traction on the uterus; the peritoneal cavity is thus easily penetrated, and posteriorly the entire supracervical portions of the broad ligament can be plainly seen and ligated in position. **Winiwarter's**, *cholecystenterostomy*; it is performed in two stages; in the first the gall-bladder is united to the upper portion of the jejunum and the parts are fixed to the parietal peritoneum; in the second, after about five days, the bowel is incised and a communication is established between the latter and the gall-bladder. **Witzel's**, for *gastrostomy*; an incision is made, four inches long, beginning at the middle line and running to the left a finger's breadth below the border of the ribs; the fibers of the rectus muscle are separated by the fingers and not divided; the stomach is brought outside of the wound and opened toward the cardiac extremity, and a rubber tube introduced; the stomach is then returned and sutured to the margin of the abdominal opening. **Wladimiroff's**, for *tarsectomy*; the heel portion of the foot, consisting of the astragalus, the calcis, and the soft parts covering them, is removed; the articular surfaces of the tibia, fibula, cuboid, and scaphoid are sawn off and the foot is brought into a straight line with the leg. **Wladimiroff-Mikulicz's**, for *tarsectomy*; the same as *Mikulicz's operation*. **Woelfler's**, for *gastro-enterostomy*; the first part of the jejunum is united by sutures to the middle of the anterior surface of the stomach and a communication is established between the two. **Wolf's**, for *mastoid and middle-ear disease*; it consists in penetrating the bony partition between the antrum and the external auditory canal by successive layers, after removal of the soft parts. This operation is indicated for subperiosteal removal of exostoses and hyperostoses of the auditory canal, in caries in the upper and back part of the auditory canal, and when the transverse sinus is so far forward as to interfere with other operations. **Wolfe's**: 1. For *ectropion*; transplantation of a flap from a distance, without a pedicle. 2. For *retinal detachment*; a vertical incision is made in the conjunctiva and subconjunctival tissue, and an oblique incision into the sclera, followed by gentle pressure and suture. 3. For *symblepharon*; transplantation of the conjunctiva of a rabbit after division of the adhesions of the lid. 4.

For *tympanic granulations*; scraping away of the proliferating granulations by small, sharp spoons of various shapes. **Wölfler's**, for *pyloric stenosis*; gastro-enterostomy in malignant disease of the pylorus. **Wood's** (J.): 1. For *rhinoplasty*; a new nose is formed from a broad flap taken from the upper lip. 2. For *ectopia vesicæ*; closure by means of three flaps, a reversed upper or umbilical, and two lateral transplanted flaps which are made to cover over the upper one. 3. For *hypospadias*; the anterior half of the urethra is formed from the prepuce (if redundant), and the remainder by means of a flap cut from the front of the scrotum. 4. For the *radical cure of hernia*; (1) the hernial canal is closed by subcutaneous sutures through the tendinous structures forming its boundaries; (2) for small herniæ and herniæ in children, a pair of rectangular pins are used instead of sutures. 5. For *varicocele*; a modification of *Ricora's operation*; it consists in the application of a single subcutaneous ligature of annealed iron wire, the ends of which are fastened to a light steel spring, the veins being divided by the constant tension. **Woolhouse's**, for the *formation of an artificial pupil*; division of the fibrous deposit binding the iris by means of a needle introduced through the sclerótica. **Wright's** (G. A.): 1. *Arthrectomy*; the interior of the knee-joint is exposed by an anterior transverse curved incision, and all of the diseased tissues, including the synovial membrane, ligament, cartilage, and bone, are removed by erosion. 2. For *cataract-extraction*; an incision is made with Beer's knife entirely within the cornea; puncture and counter-puncture are made at the sclero-corneal junction. **Wützer's**, for the *radical cure of inguinal hernia*; plugging of the hernial canal by an invagination of the scrotum, and its retention by a special instrument, thus exciting adhesive inflammation in the neck of the sac. **Wyeth's** (J. A.): 1. For *amputation at the hip-joint*; the "bloodless" method; two steel mattress-needles are inserted in the tissues and rubber tubing is passed several times around the limb above the needles. 2. For *internal urethrotomy*; it is done with a modification of *Otis's urethrotome*. **Wylie's**, for *retroflexion of the uterus*; shortening of the round ligaments after abdominal incision; the ligaments are folded upon themselves and sutured. **Zeller's**, for *webbed fingers*; a triangular flap is dissected up on the dorsal aspect of the root of the web, and the latter is divided, after which the apex of the flap is drawn down between the fingers and attached to a prepared raw surface on the palm.

**Operative** (op'-er-a-tiv) [*operari*, to labor]. Effective; pertaining to an operation. **O. Dentistry**, the department of dentistry that pertains to the surgical treatment of diseases of the teeth and surrounding parts.

**Operator** (op'-er-a-tor) [*operari*, to labor]. A surgeon.

**Operatory** (op'-er-at-or-ē) [*operator*, a worker]. A laboratory.

**Opérle** (o-per'-kl) [*operculum*, a lid]. See *Opérculum*.

**Opérular** (o-per'-ku-lar) [*operculum*, a lid]. Pertaining to an operculum. Designed for closing a cavity. Having an operculum.

**Opérulate** (o-per'-ku-lât) [*operculum*, a lid]. Possessing an operculum.

**Opéruliferous** (o-per'-ku-lif'-er-us) [*operculum*, a lid; *ferre*, to bear]. In biology, having an operculum.

**Opéruliform** (o-per'-ku-lif-form) [*operculum*, a lid; *forma*, form]. In biology, resembling an operculum.

**Opéruligenous** (o-per'-ku-lif'-en-us) [*operculum*, a lid; *gignere*, to produce]. In biology, having an operculum.

**Opéruligerous** (o-per'-ku-lif'-er-us) [*operculum*, a lid; *gerere*, to carry]. Having an operculum.

**Operculum** (*o-per'-ku-lum*) [L.: *pl.*, *Opercula*]. A lid or cover. In biology, a lid, cap, flap, or cover; applied to various occlusive apparatuses, structures, or organs, in plants and animals, as the cover of the capsule in mosses, the plate for closing the aperture of gasteropod shells, the feathered flaps of the ear of a bird, etc. In ichthyology, an osseous formation which, in part, closes the great opening of the gills. In anatomy, the convolutions covering the insula, consisting of the operculum proper, preoperculum, suboperculum, and postoperculum. **O.**, **Burdach's**, the *O. insulae*. **O. cutis**, the epidermis. **O. ilei**, the valve of Bauhin. **O. insulae**, the gyri of the brain over the insula. They are the subfrontal, the precentral and postcentral, and the inferior central gyri. **O. laryngis**, the epiglottis. **O. oculi**, the eyelids. **O. sellae**, the dura over the pituitary body.

**Operimentum** (*o-per-im-en'-tum*). Synonym of the *Membrana tympani*, *q. v.*

**Opertorium** (*o-per-to'-re-un*) [L., a cover]. Same as *Operculum*.

**Ophelic Acid** (*o-fel'-ik*),  $C_{13}H_{20}O_{10}$ . An amorphous sticky substance found in *Chiretta*. It is soluble in water, in ether, and in alcohol.

**Ophiasis** (*off-i'-as-is*) [*ὀφίασις*, serpentine baldness]. Alopecia areata in which the baldness progresses in a serpentine form. [Old.]

**Ophicephalous** (*off-is-ef'-al-us*) [*ὀφίς*, a serpent; *κεφαλή*, the head]. Having a head like that of a serpent.

**Ophidomonas sanguinea** (*off-id-o'-mo-nas san-gwin'-e-ah*) [L.]. An old name for *Beggiatoa roseo-persicina*. See *Bacteria*, *Synonymatic Table of*.

**Ophiography** (*off-e-og'-ra-fe*) [*ὀφίς*, a serpent; *γράφειν*, to write]. Descriptive ophiology.

**Ophioid** (*off'-e-oid*) [*ὀφίς*, a serpent; *εἶδος*, like]. Resembling a serpent.

**Ophiolatry** (*off-e-ol'-at-re*) [*ὀφίς*, a serpent; *λατρεία*, worship]. Serpent-worship.

**Ophiology** (*off-e-ol'-o-je*) [*ὀφίς*, a serpent; *λόγος*, science]. The scientific study of serpents.

**Ophiophagous** (*off-e-off'-ag-us*) [*ὀφίς*, a serpent; *φαγείν*, to eat]. Feeding upon serpents.

**Ophiosis** (*off-e-o'-sis*) [*ὀφίς*, serpent]. Circumscribed baldness with scaliness.

**Ophioxilin** (*off-e-oks'-il-in*) [*ὀφίς*, a serpent; *ξύλον*, wood],  $C_{16}H_{13}O_6$ . A yellow crystalline body obtained from *Ophioxylon serpentinum*, a purgative and anthelmintic; its solutions stain first yellow, then brown.

**Ophioxylon**, **Ophioxylum** (*off-e-oks'-il-on*, *off-e-oks'-il-um*) [*ὀφίς*, a serpent; *ξύλον*, wood]. A genus of apocynaceous plants; serpent-wood. **O. serpentinum**, East Indian snake-root, used as an oxytocic and as a remedy for snake-bite. Unof.

**Ophryitis** (*off-re-i'-tis*) [*ὀφρύς*, brow; *ιτις*, inflammation]. Inflammation of the eyebrow.

**Ophryocystis** (*off-re-o-sis'-tis*) [*ὀφρύς*, eyebrow; *κύστις*, bladder]. A parasitic sporozoön.

**Ophryo-iniac** (*off'-re-o-in'-e-ak*) [*ὀφρύς*, eyebrow; *ἰνών*, occiput]. Pertaining to the ophryon and theinion.

**Ophryon** (*off'-re-on*) [*ὀφρύς*, eyebrow]. In craniometry, the middle of a line drawn across the forehead at the level of the upper margin of the orbits. See *Cranio-metric Points*.

**Ophryo-opisthiac** (*off'-re-o-o-pis'-the-ak*) [*ὀφρύς*, eyebrow; *ὀπίσθιος*, hinder]. Pertaining to the ophryon and the opisthion.

**Ophryoscolex** (*off-re-o-sko'-leks*) [*ὀφρύς*, brow; *σκώληξ*, worm: *pl.*, *Ophryoscolices*]. A genus of endoparasitic peritrichous infusorians, representatives of which almost constantly inhabit the stomachs of cattle and sheep. See *Parasites (Animal)*, *Table of*.

**Ophryphtheiriasis** (*off-rif-thi-ri'-as-is*) [*ὀφρύς*, eye-

brow; *φθειρίσις*, pediculosis]. Pediculosis of the eyebrows and eyelashes.

**Ophrys** (*off'-ris*) [*ὀφρύς*, eyebrow]. The eyebrow.

**Ophrytic** (*off-ri'-ik*) [*ὀφρύς*, eyebrow]. Pertaining to the eyebrow.

**Ophthalmagra** (*off-thal-ma'-grah*) [*ὀφθαλμός*, eye; *ἄγρα*, a seizure]. Gouty or rheumatic pain in the eye.

**Ophthalmalgia** (*off-thal-mal'-je-ah*) [*ὀφθαλμός*, eye; *ἄλγος*, pain]. Neuralgia of the eye.

**Ophthalmalgic** (*off-thal-mal'-jik*) [*ὀφθαλμός*, eye; *ἄλγος*, pain]. Pertaining to ophthalmalgia.

**Ophthalmanthracosis** (*off-thal-man-thrak-o'-sis*) [*ὀφθαλμός*, eye; *ἀνθράκωσις*, anthrax]. Anthrax involving the eyelid.

**Ophthalmatroph** (*off-thal-mal'-ro-fe*) [*ὀφθαλμός*, eye; *ἀτροφία*, atrophy]. Atrophy of the eyeball.

**Ophthalmecchymosis** (*off-thal-mek-im-o'-sis*) [*ὀφθαλμός*, eye; *ἐκχύμωσις*, ecchymosis]. A conjunctival effusion of blood.

**Ophthalmedema** (*off-thal-me-de'-mah*) [*ὀφθαλμός*, eye; *οἰδήμα*, edema]. Conjunctival edema.

**Ophthalmencephalon** (*off-thal-men-sef'-al-on*) [*ὀφθαλμός*, eye; *ἐγκέφαλος*, in the skull]. The portion of the eye developed from the neural epiblast.

**Ophthalmenozoön** (*off-thal-men-to-zo'-on*) [*ὀφθαλμός*, eye; *ζῷον*, within; *ζῶον*, animal]. An intraocular parasite.

**Ophthalmia** (*off-thal'-me-ah*) [*ὀφθαλμός*, eye]. An inflammation of the superficial tissues of the eye, and especially of the conjunctiva. **O. angularis**. The same as *Canthitis*. **O.**, **Army**, purulent conjunctivitis. **O. arthritica**. A synonym of *Glaucoma*. **O.**, **Asiatic**. See *Trachoma*. **O.**, **Brazilian**, a form of xerophthalmia occurring in poorly-nourished children in Brazil; the cornea first dries and is finally destroyed. **O.**, **Catarrhal**, a synonym of simple conjunctivitis; a hyperemia of the conjunctiva, with a catarrhal or muco-purulent secretion. **O.**, **Croupous**, a rare disease, characterized by a severe, usually painless, swelling of the lids, a membranous exudation upon the surface of the conjunctiva, and a scanty sero-purulent discharge. It occurs only in children, but no distinct cause is known. **O.**, **Diphtheric**, a contagious variety of ophthalmia, characterized by a rigid and painful swelling of the lids, a scanty sero-purulent or sanious discharge, and an exudation within the layers of the conjunctiva which leads to the death of the invaded tissues, and tends, by spreading to the ocular conjunctiva and by pressure, to destroy the cornea. The membrane is of a dull, grayish-red appearance and is intimately connected with the conjunctival tissues. **O.**, **Dry**, a synonym of *Xerophthalmia*. **O.**, **Egyptian**. See *Trachoma*. **O.**, **Electric**, an ophthalmia sometimes occurring in workmen exposed to the glare of electric light. **O.**, **Follicular**, an affection of the conjunctiva, associated with the presence of small pinkish prominences in the conjunctiva, chiefly located in the retrolarsal folds, and usually arranged in parallel rows. The disease is often due to poor hygienic surroundings and may become epidemic. **O.**, **Gonorrheal**, an acute and severe form of purulent conjunctivitis, caused by infection from urethral discharges containing the gonococcus of Neisser. See *Bacteria*, *Synonymatic Table of*. **O.**, **Granular**. See *Trachoma*. **O.**, **Hop-pickers'**, a form of ophthalmia due to the impaction in the cornea of the spinous hairs from the bracts of the hop. **O. humida**, conjunctivitis with profuse discharge. **O.**, **Lacrymal**, a form of chronic conjunctivitis depending upon obstruction of the lacrymal passages. **O.**, **Leukorrheal**, ophthalmia supposed to be due to infection with leukorrheal dis-



charges. **O., Malignant**, an acute form of ophthalmia, usually fatal from extension of the purulent process to the brain. **O., Menstrual**, a form associated with suppression of the menses, or with the menopause. **O., Migratory**. See *O., Sympathetic*. **O., Military**. See *Trachoma*. **O. neonatorum**, a gonorrheal or purulent ophthalmia of the new-born, the eyes having been infected by the mother's uterine or vaginal discharges. **O., Neuro-paralytic**, ocular disease from lesion of the Gasserian ganglion or of branches of the fifth nerve supplying the eyeball. **O., Periodic**, an ophthalmia seen in horses and leading to total destruction of vision. **O., Phlyctenular**, a disease in which phlyctenules or small vesicles are situated in the epithelial layer of the conjunctiva or cornea. **O., Plastic**, ophthalmia characterized chiefly by the deposition upon the conjunctiva of a false membrane; it is also called *Pseudo-membranous Ophthalmia*. **O., Pseudo-membranous**. See *O., Plastic*. **O., Puerperal**, a form occurring in the puerperal state. **O., Purulent**, conjunctivitis with a purulent discharge. **O., Pustular**. See *O., Phlyctenular*. **O. sicca**. The same as *Xerophthalmia*. **O., Spring**, *Fruehjähre- or Fruehlings-Catarrh*; *Phlyctena pallida*; a form of conjunctival disease, usually seen in children, characterized by photophobia, stinging pain, considerable mucous secretion, the formation of flat granulations on the conjunctiva, and hypertrophy of this tissue surrounding the limbus of the cornea. It is common in the spring of the year. **O., Sympathetic**. See *Sympathetic*. **O., Tarsal**. See *Blepharitis*. **O. taraxis**, a synonym of *Conjunctivitis*. **O., Varicose**, a form associated with a varicose condition of the veins of the conjunctiva.

**Ophthalmiater** (*off-thal-me-a'-ter*) [ὀφθαλμός, eye; ἰατρός, a physician]. An oculist or ophthalmologist.

**Ophthalmiatric** (*off-thal-me-a'-rik*) [ὀφθαλμός, eye; ἰατρεία, treatment]. Pertaining to the treatment of eye-diseases.

**Ophthalmiatrics** (*off-thal-me-a'-riks*) [ὀφθαλμός, eye; ἰατρεία, treatment]. The treatment of eye-diseases.

**Ophthalmic** (*off-thal'-mik*) [ὀφθαλμός, eye]. Pertaining to the eye. **O. Artery**. See *Arteries*, *Table of*. **O. Ganglion**. See *Ganglia*, *Table of*. **O. Migraine**, migraine due to diseased conditions of the eyes. **O. Nerve**. See *Nerves*, *Table of*. **O. Plexus**, a plexus of sympathetic nerves around the ophthalmic artery. **O. Vein**, the vein returning the blood from the eye; it empties into the sphenoidal sinus.

**Ophthalmin** (*off-thal'-min*) [ὀφθαλμός, eye]. The name given to the hypothetical contagium of purulent ophthalmia.

**Ophthalmist** (*off-thal'-mist*) [ὀφθαλμός, eye]. The same as *Ophthalmologist*.

**Ophthalmite** (*off-thal'-mit*) [ὀφθαλμός, the eye]. In biology, the eye-bearing stalk of a crustacean; an ommatophore.

**Ophthalmitic** (*off-thal-mit'-ik*) [ὀφθαλμός, eye; ἰτις, inflammation]. Pertaining to ophthalmitis. Also pertaining to an ophthalmite.

**Ophthalmitis** (*off-thal-mit'-tis*) [ὀφθαλμός, eye; ἰτις, inflammation]. Formerly synonymous with ophthalmia, but latterly used as indicating inflammation of some of the deeper tissues of the eye, or restricted to the term *Sympathetic Ophthalmia*, *q. v.* Consult also, *Panophthalmitis*.

**Ophthalmom-** (*off-thal'-mo-*) [ὀφθαλμός, eye]. A prefix signifying connection with or relation to the eye. **O.-blennorrhoea**. See *Ophthalmia*, *Gonorrheal*. **O.-neuritis**, a peripheral neuritis of the ophthalmic

branch of the fifth nerve. In part synonymous with *Herpes zoster ophthalmicus*.

**Ophthalmobiotic** (*off-thal-mo-bi-ot'-ik*) [ὀφθαλμός, eyeball; βίος, life]. Relating to the physiology and development of the eye.

**Ophthalmobrachytes** (*off-thal-mo-brak'-it-ēz*) [ὀφθαλμός, eye; βραχύτης, shortness]. Shortness of the ocular axis; also the shortened axis. [Old.]

**Ophthalmocace** (*off-thal-mok'-as-e*) [ὀφθαλμός, eye; κακός, evil]. Disease of the eye.

**Ophthalmocarcinoma** (*off-thal'-mo-kar-sin-o'-mah*) [ὀφθαλμός, eye; καρκίνωμα, carcinoma]. Carcinoma of the eye.

**Ophthalmocoele** (*off-thal'-mo-sēl*). See *Staphyloma* and *Exophthalmus*.

**Ophthalmocentesis** (*off-thal'-mo-sen-te'-sis*) [ὀφθαλμός, eye; κέντησις, puncture]. Surgical puncture of the eye.

**Ophthalmocholosis** (*off-thal'-mo-kol-o'-sis*) [ὀφθαλμός, eye; χόλος, bile]. Ophthalmia due to liver-disease. [Old.]

**Ophthalmochroites** (*off-thal'-mo-kro-i'-tēz*) [ὀφθαλμός, eye; χρώς, color]. The black coloring-matter of the eye.

**Ophthalmocopia** (*off-thal'-mo-ko'-pe-ah*) [ὀφθαλμός, eye; κόπος, fatigue]. Fatigue of the visual powers.

**Ophthalmodesmitis** (*off-thal'-mo-dez-mit'-tis*). Synonym of *Conjunctivitis*.

**Ophthalmodesmon** (*off-thal'-mo-dez'-mon*) [ὀφθαλμός, eye; δεσμός, bond]. The conjunctiva.

**Ophthalmodesmoxerosis** (*off-thal'-mo-dez-mo-ze-ro'-sis*) [ὀφθαλμός, eye; δεσμός, bond; ξηρός, dry]. Xerophthalmia, *q. v.*

**Ophthalmodiastimeter** (*off-thal'-mo-di-as-tim'-et-er*) [ὀφθαλμός, eye; διάστημα, interval; μέτρον, measure]. An instrument for use in discovering the proper adjustment of lenses to the axes of the eyes.

**Ophthalmodynamometer** (*off-thal'-mo-di-nam-om'-et-er*) [ὀφθαλμός, eye; δύναμις, power; μέτρον, measure]. An instrument for measuring the power of convergence of the eyes.

**Ophthalmodynia** (*off-thal-mo-din'-e-ah*) [ὀφθαλμός, eye; ὀδύνη, pain]. Any violent pain in the eye not resulting from inflammation.

**Ophthalmography** (*off-thal-mog'-ra-fe*) [ὀφθαλμός, eye; γράφειν, to write]. Descriptive anatomy of the eye.

**Ophthalmohydrorrhea** (*off-thal'-mo-hi-dror-el'-ah*). Synonym of *Ophthalmomyorrhea*.

**Ophthalmokopia** (*off-thal-mo-ko'-e-ah*). See *Ophthalmocopia*.

**Ophthalmolith** (*off-thal'-mo-lith*) [ὀφθαλμός, eye; λίθος, stone]. A calculus of the eye.

**Ophthalmologic** (*off-thal-mo-loj'-ik*) [ὀφθαλμός, eye; λόγος, science]. Pertaining to *Ophthalmology*.

**Ophthalmologist** (*off-thal-mol'-o-jist*) [ὀφθαλμός, eye; λόγος, science]. One versed in ophthalmology.

**Ophthalmology** (*off-thal-mol'-o-jē*) [ὀφθαλμός, eye; λόγος, science]. The science of the anatomy and physiology and the diseases of the eye.

**Ophthalmolyma** (*off-thal'-mo-li'-mah*) [ὀφθαλμός, eye; λύμη, destruction]. Destruction of the eye.

**Ophthalmomacrosis** (*off-thal'-mo-mak-ro'-sis*) [ὀφθαλμός, eye; μακρός, large]. Enlargement of the eye.

**Ophthalmomalacia** (*off-thal'-mo-mal-a'-se-ah*) [ὀφθαλμός, eye; μαλακία, softness]. Abnormal softness of the eye, revealing itself in a diminution of tension.

**Ophthalmomelanoma** (*off-thal'-mo-mel-an-o'-mah*) [ὀφθαλμός, eye; μέλας, black; ὄμα, tumor]. A melanotic tumor, usually sarcoma, of the eye.

**Ophthalmomelanosis** (*off-thal'-mo-mel-an-o'-sis*) [ὀφθαλμός, eye; μέλας, black; νόσος, disease]. The formation of an ophthalmomelanoma; also the growth itself.

**Ophthalmometer** (*off-thal-mom'-et-er*) [ὄφθαλμός, eye; μέτρον, measure]. 1. An instrument for measuring the capacity of the chambers of the eye. 2. An in-

**Ophthalmomuncus** (*off-thal-mong'-kus*) [ὄφθαλμός, eye; ὄγκος, tumor]. A tumor or swelling of the eye.

**Ophthalmoneuritis** (*off-thal'-mo-nu-ri'-tis*) [ὄφθαλμός, eye; νῆρον, nerve; ιτις, inflammation]. Inflammation of the ophthalmic nerve.

**Ophthalmoneuromeninx** (*off-thal'-mo-nu-ro-men'-inks*). Synonym of *Retina*.

**Ophthalmoneurymen** (*off-thal'-mo-nu-ri'-men*). Synonym of *Retina*.

**Ophthalmonosology** (*off-thal'-mo-no-zol'-o-je*) [ὄφθαλμός, eye; νόσος, disease; λόγος, science]. The study of the diseases of the eye.

**Ophthalmoparacentesis** (*off-thal'-mo-par-as-en-te'-sis*). Synonym of *Ophthalmocentesis*.

**Ophthalmoparalysis** (*off-thal'-mo-par-al'-is-is*). Synonym of *Ophthalmoplegia*.

**Ophthalmoperipheritis** (*off-thal'-mo-per-if-er-i'-tis*) [ὄφθαλμός, eye; περιφέρεια, the periphery; ιτις, inflammation]. Inflammation of the tissues around the eyeball.

**Ophthalmophantoma** (*off-thal'-mo-fan-to'-mah*) [ὄφθαλμός, eye; φάντασμα, phantom]. A model or mask for practising operations on the eye.

**Ophthalmophasmatoscopy** (*off-thal'-mo-faz-mat-os'-ko-pe*) [ὄφθαλμός, eye; φαντάζειν, to make to happen; σκοπεῖν, to view]. Ophthalmoscopic and spectroscopic examination of the interior of an eye.

**Ophthalmophlebotomy** (*off-thal'-mo-fle-bot'-o-me*) [ὄφθαλμός, eye; φλέψ, a vein; τέμνειν, to cut].

Blood-letting from a conjunctival vein.

**Ophthalmophore** (*off-thal'-mo-for*) [ὄφθαλμός, the eye; φόρος, bear]. In biology, the eye-stalk or peduncle of a gasteropod; an ommatophore.

**Ophthalmophorium** (*off-thal'-mo-fo'-re-um*) [ὄφθαλμός, eye; φόρος, bear; *pl.*, *Ophthalmophoria*]. Same as *Ophthalmophore*.


**Ophthalmophorous** (*off-thal'-mof'-or-us*) [ὄφθαλμός, eye; φόρος, bear]. In biology, supporting the eyes.

**Ophthalmophtharsis** (*off-thal'-mo-tars'-is*) [ὄφθαλμός, eye; φθάρσις, corruption]. Destructive degeneration of the eye. [Old.]

**Ophthalmophthisis** (*off-thal'-moff'-this-is*). See *Phthisis bulbi*; also *Ophthalmomalacia*.

**Ophthalmophyma** (*off-thal'-mo-fi'-mah*) [ὄφθαλμός, eye; φύμα, growth]. Swelling of the eyeball.

**Ophthalmoplastic** (*off-thal'-mo-plas'-tik*) [ὄφθαλμός, eye; πλάσσειν, to mold]. Pertaining to ophthalmoplasty.



THE OPHTHALMOMETER OF JAVAL AND SCHIÖTZ.

A. The perimeter-bar. B, B. Telescope. C. Chin-rest. D. Disc of radiating lines and concentric circles. E. Eye-piece, at which the observer sits. H. Head-rest. L. Lights. M, M. The mires, or targets. P. Pointer, indicating the axis by the degree numbers on the peripheral border of the disc.



MIRES EXACTLY APPROXIMATED.



MIRES OVERLAPPING ONE DIOPTR.

strument for measuring refractive errors, especially astigmatism. 3. An instrument for measuring the eye as a whole.

**Ophthalmometry** (*off-thal'-mom'-et-re*) [ὄφθαλμός, eye; μέτρον, measure]. The use of the ophthalmometer; mensuration of the eyeball, or of the corneal curves.

**Ophthalmomicroscope** (*off-thal'-mo-mi'-kro-skōp*) [ὄφθαλμός, eye; μικρός, small; σκοπεῖν, to view]. An instrument for examining the interior of the eye.

**Ophthalmomyces** (*off-thal'-mom'-is-ēs*) [ὄφθαλμός, eye; μύκης, fungus]. Fungous disease of the eye.

**Ophthalmomyitis** (*off-thal'-mo-mi-i'-tis*) [ὄφθαλμός, eye; μῦς, muscle; ιτις, inflammation]. Inflammation of the ocular muscles.

**Ophthalmomyotomy** (*off-thal'-mo-mi-ot'-o-me*) [ὄφθαλμός, eye; μῦς, muscle; τομή, a cutting]. Division of the muscles of the eye.



**Ophthalmoplasty** (*off-thal'-mo-plas-te*) [ὀφθαλμός, eye; πλάσσειν, to mold]. Plastic surgery of the eye or accessory parts.

**Ophthalmoplegia** (*off-thal-mo-ple'-je-ah*) [ὀφθαλμός, eye; πλῆγή, stroke]. Paralysis of the ocular muscles. **O. externa**, paralysis of the external muscles. **O. interna**, paralysis of the internal muscles, or combined iridoplegia and cycloplegia. **O., Nuclear**, ophthalmoplegia due to a lesion of the nuclei of origin of the motor nerves of the eyeball. **O., Partial**, a form in which only some of the muscles are paralyzed. **O., Progressive**, a form in which all of the muscles of both eyes gradually become paralyzed. **O., Total**, that form involving the iris and ciliary muscle as well as the external muscles of the eyeball.

**Ophthalmoplegic** (*off-thal-mo-ple'-jik*) [ὀφθαλμός, eye; πλῆγή, stroke]. Pertaining to ophthalmoplegia.

**Ophthalmoponia** (*off-thal-mo-po'-ne-ah*) [ὀφθαλμός, eye; πόνος, pain]. Pain in the eye.

**Ophthalmoprosopsis** (*off-thal'-mo-pros-ops'-is*) [ὀφθαλμός, eye; προσιόναι, appearance]. The power of accommodation.

**Ophthalmoprostatometer** (*off-thal'-mo-pros-tat-om'-et-er*) [ὀφθαλμός, eye; προσιόναι, to stand before; μέτρον, measure]. An instrument for measuring the degree of protrusion of the eyes.

**Ophthalmoptoma** (*off-thal-mo-pt'-o-mah*) [ὀφθαλμός, eye; πτώμα, fall]. Exophthalmos; protrusion of the eyeball.

**Ophthalmoptosis** (*off-thal-mo-pt'-o-sis*) [ὀφθαλμός, eye; πτώσις, fall]. The same as *Ophthalmoptoma*.

**Ophthalmopyorrhea** (*off-thal'-mo-pi-or-e'-ah*) [ὀφθαλμός, eye; πύον, pus; ροία, a flow]. A discharge of pus from the eye.

**Ophthalmopyra** (*off-thal'-mo-pi'-rah*) [ὀφθαλμός, eye; πῦρ, fire]. An epidemic form of ophthalmia.

**Ophthalmorrhagia** (*off-thal-mo-r'-a'-je-ah*) [ὀφθαλμός, eye; ῥηγνύναι, to burst forth]. A hemorrhage from the eye.

**Ophthalmorrhoea** (*off-thal-mo-r-e'-ah*) [ὀφθαλμός, eye; ροία, a flow]. A watery or sanguineous discharge from the eye.

**Ophthalmorrhexis** (*off-thal-mo-r-eks'-is*) [ὀφθαλμός, eye; ῥήξις, rupture]. Rupture of the eyeball.

**Ophthalmos** (*off'-thal-mos*) [ὀφθαλμός, eye]. The eye.

**Ophthalmoscope** (*off-thal'-mo-skop*) [ὀφθαλμός, eye; σκοπεῖν, to see]. An instrument for examining the

server looks, the concavity of the eye being illuminated by light reflected from the mirror into the eye and seen by means of the rays reflected from the eye-ground back through the hole in the mirror. The ophthalmoscope is fitted with lenses of different powers that may be revolved in front of the observing eye, and these neutralize the ametropia of either eye, thus rendering the details of the fundus oculi clear. The **autophthalmoscope** is so constructed that one may observe the details of his own eye-ground.

**Ophthalmoscopic** (*off-thal-mo-skop'-ik*) [ὀφθαλμός, eye; σκοπεῖν, to view]. Pertaining to the ophthalmoscope, or its use.

**Ophthalmoscopist** (*off-thal-mos'-ko-pist*) [ὀφθαλμός, eye; σκοπεῖν, to view]. One versed in ophthalmoscopy.

**Ophthalmoscopy** (*off-thal-mos'-ko-pe*) [ὀφθαλμός, eye; σκοπεῖν, to observe]. The examination of the interior of the eye by means of the ophthalmoscope. **O., Direct**, the method of the erect or upright image, the observer's eye and the ophthalmoscope being brought close to the eye of the patient. **O., Indirect**, the method of the inverted image; the observer's eye is placed about 16 inches from that of the patient and a 20 D. biconvex lens is held about two inches in front of the observed eye, thereby forming an aerial inverted image of the fundus. **O., Medical**, ophthalmoscopy as an aid to internal medicine in the diagnosis of such diseases as manifest themselves in changes in the fundus of the eye; such diseases are brain-lesions, giving rise to pressure, Bright's disease, syphilis, and leukemia. **O., Metric**, ophthalmoscopy for purposes of measuring refraction.

**Ophthalmospintherism** (*off-thal-mo-spin'-ther-izm*) [ὀφθαλμός, eye; σπινθήρ, spark]. A condition of the eye in which luminous sparks are seen.

**Ophthalmostasis** (*off-thal-mos'-tas-is*) [ὀφθαλμός, eye; στάσις, a stopping]. The fixation of the eye in any position during a surgical operation upon it.

**Ophthalmostat** (*off-thal'-mo-stat*) [ὀφθαλμός, eye; στατός, fixed]. An instrument used in ophthalmostasis. See the preferable word, *Blepharostat*.

**Ophthalmostatometer** (*off-thal'-mo-stat-om'-et-er*) [ὀφθαλμός, eye; ἰστάναι, to cause to stand; μέτρον, measure]. An instrument for determining the position of the eyes.

**Ophthalmostatometry** (*off-thal'-mo-stat-om'-et-re*) [ὀφθαλμός, eye; στα-, root of ἰστάναι, to cause to stand; μέτρον, measure]. The measurement of the position of the eyes.

**Ophthalmosteresis** (*off-thal'-mo-ster-e'-sis*) [ὀφθαλμός, eye; στέρησις, deprivation]. Deprivation, or absence, of the eyes.

**Ophthalmosynchysis** (*off-thal'-mo-sin'-kis-is*) [ὀφθαλμός, eye; σύγχυσις, a mixing together]. Effusion into the interior of the eye.

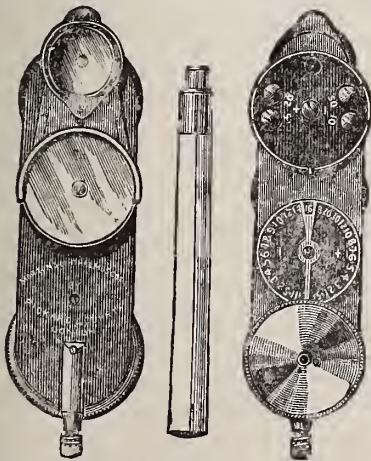
**Ophthalmotheca** (*off-thal'-mo-the'-kah*) [ὀφθαλμός, the eye; θήκη, a case: *pl.*, *Ophthalmothecae*]. In biology, that part of the integument of a pupa which covers the compound eye.

**Ophthalmotherapeutics** (*off-thal'-mo-ther-ap-u'-tik-s*) [ὀφθαλμός, eye; θεραπεία, treatment]. Medical treatment of diseases of the eye.

**Ophthalmotherapy** (*off-thal-mo-ther'-ap-e*) [ὀφθαλμός, eye; θεραπεία, treatment]. The treatment of ophthalmic diseases.

**Ophthalmotomy** (*off-thal-mo'-o-me*) [ὀφθαλμός, eye; τομή, a cutting]. The dissection, or incision of the eye.

**Ophthalmotonometer** (*off-thal'-mo-ton-om'-et-er*) [ὀφθαλμός, eye; τόνος, tone; μέτρον, measure]. An instrument for measuring intraocular tension.



MORTON'S OPHTHALMOSCOPE.

fundus or interior of the eye. It consists essentially of a mirror with a hole in it, through which the ob-

**Ophthalmotonometry** (*off-thal'-mo-ton-om'-et-re*) [*ὀφθαλμός*, eye; *τόνος*, tone; *μέτρον*, measure]. Measurement of the intraocular tension.

**Ophthalmotrope** (*off-thal'-mo-trōp*) [*ὀφθαλμός*, eye; *τροπή*, a turn]. An instrument intended for the demonstration of the direction and the position that the eye takes under the influence of each of its muscles, and the position of the false image in the case of paralysis of a given muscle.

**Ophthalmotropometer** (*off-thal'-mo-trop-om'-et-er*) [*ὀφθαλμός*, eye; *τροπή*, turning; *μέτρον*, measure]. An instrument for measuring the movement of the eyeballs.

**Ophthalmotropometry** (*off-thal'-mo-tro-pom'-et-re*) [*ὀφθαλμός*, eye; *τροπή*, turning; *μέτρον*, measure]. The measurement of the movement of the eyeballs.

**Ophthalmotyphus** (*off-thal'-mo-ti'-fus*) [*ὀφθαλμός*, eye; *τύφος*, stupor]. A virulent and epidemic form of ophthalmia.

**Ophthalmoxerosis** (*off-thal'-mo-ze-ro'-sis*). See *Xer-ophthalmia*.

**Ophthalmoxysis** (*off-thal'-moks-i'-sis*) [*ὀφθαλμός*, eye; *ξύσις*, a scraping]. The treatment by scraping or scarification, sometimes employed in certain affections of the conjunctiva.

**Ophthalmoxyster** (*off-thal'-moks-is'-ter*). The same as *Ophthalmoxystrium*.

**Ophthalmoxystrium** (*off-thal'-moks-is'-trum*) [*ὀφθαλμός*, eye; *ξύστρον*, scraper]. An instrument for scraping or scarifying the conjunctiva.

**Ophthalmozoa** (*off-thal'-mo-zo'-ah*) [*ὀφθαλμός*, eye; *ζῶον*, animal]. 1. Entozoa parasitic upon the eye or its appendages. 2. One of Oken's five zoölogic divisions.

**Ophthalmula** (*off-thal'-mul'-lah*) [*ὀφθαλμός*, eye; *ὕλη*, matter]. A scar of the eye.

**Ophthalmuria** (*off-thal'-mul'-re-ah*) [*ὀφθαλμός*, eye; *οὖρον*, urine]. A hypothetic metastasis of urine to the eyes.

**Ophthalmus** (*off-thal'-mus*). See *Ophthalmos*.

**Ophthalmmy** (*off-thal'-me*). The same as *Ophthalmia*.

**Ophthalmyalus** (*off-thal'-mi'-al-us*). Synonym of *Vitreous Humor*.

**Ophthalmidorrhoea** (*off-thal'-mid-ror-el'-ah*) [*ὀφθαλμός*, eye; *ὕδωρ*, water; *ροία*, flow]. A watery discharge from the eyes.

**Ophthymen** (*off-thi'-men*) [*ὀφθαλμός*, eye; *ὕμην*, membrane]. The retina.

**-opia** (*-o'-pe-ah*). See *-ops*.

**Opiane** (*o'-pe-ān*). Same as *Narcotin*.

**Opianic** (*o-pe-an'-ik*) [*ὀπιον*, opium]. Derived from opium. **O. Acid**. See *Acid*.

**Opianin** (*o-pe-an'-in*) [*ὀπιον*, opium;  $C_{66}H_{72}N_3O_2$ . An alkaloid obtained from opium by precipitation with ammonia, and extracting the precipitate with alcohol.

**Opianyl** (*o'-pe-an-il*) [*ὀπιον*, poppy-juice; *ὕλη*, matter],  $C_{10}H_{10}O_4$ . A synonym of *Meconin*.

**Opiate** (*o'-pe-āt*) [*ὀπιον*, poppy-juice]. A preparation of opium.

**Opiokapnism** (*o-pe-o-kap'-nizm*) [*ὀπιον*, opium; *καπνός*, smoke]. Opium-smoking.

**Opiologia** (*o-pe-ol-o'-je-ah*) [*ὀπιον*, opium; *λέγειν*, to gather]. The gathering of opium.

**Opiology** (*o-pe-ol'-o-je*) [*ὀπιον*, opium; *λόγος*, science]. The pharmacology of opium.

**Opionin** (*o-pe-o'-nin*) [*ὀπιον*, poppy-juice]. A non-nitrogenous crystalline substance extracted from Smyrna opium.

**Opiophagia** (*o-pe-off-a'-je-ah*). Synonym of *Opiophagism*.

**Opiophagism** (*o-pe-off'-aj-ism*), **Opiophagy** (*o-pe-off'-aj-e*) [*ὀπιον*, opium; *φωγεῖν*, to eat]. Opium-eating.

**Opiophile** (*o'-pe-o-fil*) [*ὀπιον*, opium; *φιλεῖν*, to love]. A lover, or eater, of opium; an opium-smoker.

**Opisthantrus** (*o-pis-than'-trus*) [*ὀπισθεν*, behind; *άντρον*, a cave: *pl.*, *Opisthantri*]. Lissauer's term for a skull in which the vertical line dropped from the most prominent part of the torus frontalis to the radius fixus is from 1 to 6 mm. behind the vertical line from the nasion to the radius fixus.

**Opisthen** (*o-pis'-then*) [*ὀπισθεν*, behind]. In biology, the hind part of the body of an animal.

**Opisthenar** (*o-pis'-the-nar*) [*ὀπισθέναρ*, from *ὀπισθεν*, behind; *θέναρ*, the palm]. The back of the hand. Cf. *Thenar*.

**Opisthion** (*o-pis'-the-on*) [*ὀπίσθιος*, hinder]. See *Craniometric Points*.

**Opisthobregmus** (*o-pis-tho-breg'-mus*) [*ὀπισθεν*, behind; *βρεγμός*, the bregma]. Lissauer's term for a skull in which the angle formed between the radius fixus and the line joining the hormion and the bregma is between  $55.5^\circ$  and  $68^\circ$ .

**Opisthocelous** (*o-pis-tho-se'-lus*) [*ὀπισθεν*, behind; *κοίλος*, hollow]. Concave anteriorly and convex posteriorly, as the centrum of a vertebra.

**Opisthocephalon** (*o-pis-tho-sef'-al-on*) [*ὀπισθεν*, behind; *κεφαλή*, the head]. A synonym of *Occiput*.

**Opisthochasmus** (*o-pis-tho-kas'-mus*) [*ὀπισθεν*, behind; *χάσμα*, chasm]. Lissauer's term for a skull in which the angle between the radius fixus and the line joining the basion and the staphylon is between  $13^\circ$  and  $26^\circ$ .

**Opisthocranion** (*o-pis-tho-kyra'-ne-on*) [*ὀπισθεν*, behind; *κρανίον*, the skull]. A synonym of the occipital bone.

**Opisthodont** (*o-pis'-tho-dont*) [*ὀπισθεν*, behind; *ὀδόνς*, tooth]. In biology, possessing back teeth only.

**Opisthogastric** (*o-pis-tho-gas'-trik*) [*ὀπισθεν*, behind; *γαστήρ*, the stomach]. Situated back of the stomach.

**Opisthoglyphic** (*o-pis-tho-glif'-ik*) [*ὀπισθεν*, behind; *γλύφειν*, to curve]. Grooved posteriorly, e. g., certain teeth.

**Opisthognathism** (*o-pis-thog'-nāth-izm*) [*ὀπισθεν*, behind; *γνάθος*, jaw]. Recession of the lower jaw.

**Opisthognathous** (*op-is-thog'-na-thus*) [*ὀπισθεν*, behind; *γνάθος*, jaw]. In biology, having retracting jaws; the antonym of *Prognathous*.

**Opisthokyphosis** (*o-pis-tho-ki-fo'-sis*) [*ὀπισθεν*, backward; *κύφωσις*, bending]. Curvature of the spinal column, the convexity being forward.

**Opisthomelophoros** (*o-pis-tho-mel-off'-or-os*) [*ὀπίσθιος*, hinder; *μέλος*, limb; *φορεῖν*, to bear]. A monstrosity with limbs projecting from the back.

**Opisthophalacrosis** (*o-pis-tho-fal-ak-ro'-sis*) [*ὀπισθεν*, behind; *φαλάκρωσις*, baldness]. Baldness of the back of the head.

**Opisthoporla** (*o-pis-tho-po-ri'-ah*) [*ὀπισθεν*, backward; *πορεία*, going]. Involuntary backward walking in an attempt to go forward.

**Opisthorrhesis** (*o-pis-thor-eks'-is*) [*ὀπισθεν*, behind; *ρῆξις*, a rupture]. A tearing backward.

**Opisthosynechia** (*o-pis-tho-sin-ek'-e-ah*). Synonym of *Synechia*, *Posterior*.

**Opisthothenar** (*o-pis-thoth'-en-ar*). The *Erector spinae* muscle. See *Muscles*, *Table of*.

**Opisthotic** (*op-is-thot'-ik*) [*ὀπισθεν*, behind; *οἶς*, ear]. In biology, applied to parts of the ear-apparatus, posterior in position.

**Opisthotonic** (*o-pis-tho-ton'-ik*) [*ὀπισθεν*, behind; *τόνος*, tone]. Pertaining to opisthotonos.

**Opisthotonoid** (*o-pis-thot'-on-oid*) [*ὀπισθεν*, behind; *τόνος*, tone; *εἶδος*, like]. Resembling opisthotonos.

**Opisthotonos** (*o-pis-thot'-on-os*) [*ὀπισθεν*, behind; *τόνος*, tone]. A tetanic condition of the muscles, especially of the back, whereby there is an arching



backward of the trunk, which thus rests upon the head and heels. This condition is seen in tetanus, strychnin-poisoning, hydrophobia, hysteria, and other tetanic conditions.

**Opisthural** (*o-pis'-thu-ral*) [*ὀπισθεν*, behind; *οὐρά*, the tail]. Of, or pertaining to, the opisthure.

**Opisthure** (*o-pis'-thū'r*) [*ὀπισθεν*, behind; *οὐρά*, tail]. In biology, the posterior termination of the caudal axis of certain fishes or their embryos.

**Opium** (*o'-pe-um*) [*ὀπιον*, poppy-juice]. The inspissated juice of the unripe capsules of the *Papaver somniferum*, or poppy, obtained by incising the capsules and collecting the milky juice which is exuded. Most of the opium in the American market comes from Smyrna, Asia Minor. Opium is a very complex substance and contains, besides morphin and codein, a large number of less important alkaloids—narcein, narcotin, thebain, laudanin, papaverin, porphyroxin, cryptopin, meconin, opianin, paramorphin, and meconic, thebolactic, and sulphuric acids, in addition to a variety of extractives. Good opium should yield at least 9 per cent. of morphin. The dominant physiologic action of opium is the relief of pain. It also causes slowing of the respiration and pulse, contraction of the pupils, diaphoresis, constipation; more rarely nausea and vomiting, headache, itching of the skin, erythema; occasionally instead of sleep, wakefulness, delirium, even convulsions. In toxic doses it produces sleep followed by deep coma, with very slow respirations, and pin-point pupils; death is due to paralysis of the centers of respiration. Therapeutically, opium is a most useful drug; it induces sleep, allays excitement, relieves pain and irritation, checks vomiting and diarrhea, and is sudorific. Small doses stimulate; large doses depress. **O., Acetum**, vinegar of opium, "black drop," prepared with nutmeg, sugar, and dilute acetic acid. Opium-strength 10 per cent. Dose  $\mathfrak{m}_{\text{v-xx}}$ . **O., Confectio.** (*B. P.*) Dose gr. v-xx. **O. denarcotisation**, powdered opium freed from substances soluble in ether; 14 per cent. of morphin and a varying per cent. of narcotin. Dose gr. ss-ijj. **O., Emplastrum**, extract of opium 6, Burgundy pitch, 18, lead-plaster 76 parts. **O., Enema** (*B. P.*), contains  $\mathfrak{z}_{ss}$  of the tincture of opium and  $\mathfrak{z}_{ij}$  of starch-mucilage. **O. et Glycyrrhizæ, Troch.**, each contains gr.  $\frac{1}{30}$  of opium. Dose j-iv. **O. et Ipecacuanhæ, Pulv.**, Dover's powder, contains ipecac 10, opium 10, sugar of milk 80 parts. Dose gr. v-xv. **O. et Ipecacuanhæ, Tinct.**, contains deodorized tincture of opium 100 parts evaporated to 85, fl. ext. ipecac 10, dilute alcohol q. s. ad 100. Dose  $\mathfrak{m}_{\text{v-xv}}$ . **O., Ext.**, an aqueous extract containing glycerin. Dose gr.  $\frac{1}{4}$ -j. **O., Liniment** (*B. P.*), contains tinct. opii and soap-liniment. **O., Ext., Liq.** (*B. P.*) Dose  $\mathfrak{m}_{\text{iv-xx}}$ . **O., Liq., Comp.**, compound solution of opium, unof., strength 10 per cent. Dose  $\mathfrak{m}_{\text{v-xx}}$ . **O., Pil.**, each contains 1 gr. opium with  $\frac{1}{4}$  gr. soap. Dose j-ijj. **O., Pulv.**, powdered opium; should contain 12-16 per cent. of morphin. Dose gr. ss-ijj. **O., Pulv., Comp.** (*B. P.*) Dose gr. ij-v. **O., Tinct., Ammon.** (*B. P.*) Dose  $\mathfrak{z}_{ss-j}$ . **O., Tinct., Camph.** (*Tinct. camphor. comp., B. P.*), camphorated tincture of opium, pargoric; contains opium, benzoic acid, camphor, oil of anise  $\text{āā}$  4, glycerin 40, dil. alcohol ad 1000 parts. Dose, for an infant, gtt. v-xx; for an adult,  $\mathfrak{z}_{j-iv}$ . **O., Tinct., Comp., Squibb's diarrhea-mixture**, contains laudanum, spt. of camphor, and tinct. capsicum,  $\text{āā}$   $\mathfrak{z}_{j}$ , pure chloroform  $\mathfrak{z}_{ij}$ , stronger alcohol q. s. ad  $\mathfrak{z}_{\text{v}}$ . Dose gtt. x- $\mathfrak{z}_{j}$ . **O., Tinct., Deodorata, McMunn's elixir**, an aqueous extract shaken with ether, the residue being dissolved in water and alcohol. Opium-strength 10 per cent.

Dose  $\mathfrak{m}_{\text{v-xx}}$ . **O., Tinct., laudanum**, contains 10 per cent. of opium. Dose  $\mathfrak{m}_{\text{v-xx}}$ . **O., Trochis.** (*B. P.*) Each contains gr.  $\frac{1}{10}$  of opium. Dose j-iv. **O., Vinum, wine of opium, Sydenham's laudanum**, a vinous tincture, with cinnamon and cloves; opium-strength 10 per cent. Dose  $\mathfrak{m}_{\text{v-xx}}$ . **O.-eater**, one addicted to the use of opium as a stimulant. **O.-eating**, the habitual use of opium as a stimulant and narcotic. **O.-habit.** See *Morphiomania*. **O.-liniment**, an anodyne liniment made of soap-liniment and laudanum. **O.-plaster**, the *Emplastrum opii* of the U. S. Pharmacopeia. **O.-smoking**, the inhalation of the fumes of burning opium for the purpose of experiencing the exhilarating effects so produced.

**Opiumism** (*o'-pe-um-izm*) [*ὀπιον*, poppy-juice]. The symptoms of chronic opium-poisoning.

**Opobalsamum** (*op-o-bal-sam'-um*) [*ὀπός*, juice; *βάλσαμον*, balsam]. Balsam of Mecca, produced by the tree *Amyris gileadensis*.

**Opocalpason, Opocalpasum** (*op-o-kal'-pas-on, op-o-kal'-pas-um*) [*ὀπός*, juice; *κάλασος*, a plant-name]. A variety of gum-arabic.

**Opocephalus** (*op-o-sef'-al-us*) [*ὤψ*, *ὠπός*, the eye; *κεφαλή*, head]. A variety of single autositic monsters, of the species otocephalus, in which there is synopsis, with the characteristics of otocephalus, but with the absence of both mouth and proboscis.

**Opodeldoc** (*op-o-del'-dok*) [origin obscure]. Soap-liniment. See *Sapo*.

**Opodidymus** (*op-o-did'-im-us*) [*ὤψ*, eye; *δίδυμος*, twin]. A monosomic dual monstrosity with the heads united behind, but with two faces; the eyes vary in number.

**Opodymus** (*o-pod'-im-us*) [*ὤψ*, eye; *δίδυμος*, twin]. A term for a monstrosity with a single body and skull, but with two distinct faces.

**Opopanax** (*o-pop'-an-aks*) [*ὀπός*, juice; *πάναξ*, an all-healing plant]. 1. A genus of umbelliferous plants. 2. The gum-resin afforded by *O. chironium*, a plant of the Mediterranean region; it is used like asafetida, but is inferior to it. Dose, 10-30 gr. Unof.

**Opotomocatheter** (*o-pot-o-mok-at'h'-et-er*) [*ὀπή*, opening; *τομή*, a cutting; *καθετήρ*, catheter]. An elastic catheter with a stylet.

**Oppilation** (*op-il-a'-shun*) [*oppilatio*, closure]. Closure; constipation.

**Oppilative** (*op'-il-a-tiv*) [*oppilatis*, closure]. 1. Obstruction; closing the pores; causing constipation. 2. A constipating agent or remedy.

**Opponens** (*op-o'-nenz*) [*ob*, against; *ponere*, to place]. Opposing; a descriptive term applied to certain muscles that bring the thumb and fingers in juxtaposition.

**Opposite** (*op'-o-zit*) [*oppositus*, placed against]. 1. Opposed to. 2. As a noun, the similar part in the remaining half of the body; platytrope; lateral homologue; fellow of the remaining side; and in general, whether referring to the names of parts or to terms of position and direction, the opposite is either member of a symmetrically placed pair, as the right hand is the opposite of the left, the term ventral of dorsal, lateral of mesal, afferent of efferent, etc. **O. Standing**, in *massage*, leaning forward and resting the elbows or forearm on some object at about the level of the nipple.

**Oppositifolius** (*op-oz-it-if-o'-le-us*) [*oppositus*, opposite; *folium*, leaf]. In biology, situated opposite a leaf.

**Oppositipetalous** (*op-oz-it-ip-et'-al-us*) [*oppositus*, opposite; *πέταλον*, a leaf]. In biology, placed opposite a petal.

**Oppositipinnate** (*op-oz-it-ip-in'-āt*) [*oppositus*, opposite; *pinnna*, a feather]. In biology, applied to a pinnate leaf in which the folioles are opposite to each other.

- Oppositisepalous** (*op-oz-it-is-ep'-al-us*) [*oppositus*, opposite; *sepalum*, a sepal]. In biology, placed opposite a sepal.
- Oppression** (*op-resh'-un*) [*oppressio*; *opprimere*, to bear against]. Any sensation of pressure or weight upon any part, especially the chest.
- Oprescu and Babes, Bacillus of.** See *Bacteria, Synonymatic Table of*.
- ops, -opsia, -optic** (*-ops, -ops'-e-ah, -op'-tik*) [*ὥψ*, eye]. Variant forms of a suffix denoting connection with or relation to the eye.
- Opsialgia** (*op-se-al'-je-ah*) [*ὥψ*, face; *ἄλγος*, pain]. Neuralgia of the face.
- Opsigonus** (*op-sig'-on-us*) [*ὀψέ*, late; *γίγνεσθαι*, to be born]. Developing late.
- Opsiodont** (*op'-se-o-dont*) [*ὥψ*, eye; *ὀδούς*, tooth]. An eye-tooth.
- Opsimeter** (*op-se-om'-et-er*) [*ὥψ*, sight; *μέτρον*, measure]. The same as *Optometer*.
- Opsionosis** (*op-se-on'-o-sis*) [*ὥψ*, sight; *νόσος*, disease]. A disease of the eye, or of vision.
- Opsitocia** (*op-sit-o'-ke-ah*) [*ὀψέ*, late; *τόκος*, birth]. Abnormally long pregnancy.
- Opsomania** (*op-so-ma'-ne-ah*) [*ὥψ*, dainty food; *μανία*, mania]. Insane desire for dainty food, or for some special food.
- Opsomaniac** (*op-so-ma'-ne-ah*) [*ὥψ*, dainty food; *μανία*, mania]. One affected with opsomania.
- Opsophagia** (*op-so-fa'-je-ah*) [*ὥψ*, dainty food; *φαγείν*, to eat]. Morbid daintiness in respect of food.
- Optactin** (*op-tak'-tin*) [*ὀπτός*, visible; *ἄκτις*, ray]. The visual axis.
- Optasioscopy** (*op-taz-e-os'-ko-pe*) [*ὀπτασία*, a vision; *σκοπεῖν*, to view]. The testing of retinal perception without the action of light, but by pressure or electricity, subjective sensations of light being produced.
- Optic, Optical** (*op'-tik, op'-tik-al*) [*ὀπτικός*, from *ὀπᾶν*, to see]. Pertaining to vision or its organ, or to the science of optics. **O. Angle.** See *Angles, Table of*. **O. Atrophy**, atrophy of the optic nerve. See *Atrophy*. **O. Axis**, the axis of the eye. **O. Center**, the point in the main axis of the crystalline lens at which the rays of light meet. Also applied to the nervous center concerned in the visual function. **O. Chiasm.** See *Commissure, Optic*. **O. Commissure.** See *Commissure*. **O. Cup**, the concave area formed by the involution of the distal extremity of the primary optic vesicle. **O. Disc.** See *Disc*. **O. Foramen.** See *Foramina, Table of*. **O. Groove**, the groove on the sphenoid bone for the optic chiasm. See *Groove*. **O. Lobes**, the corpora quadrigemina. **O. Nerve.** See *Nerves*. **O. Neuritis.** See *Papillitis*. **O. Papilla.** See *Disc, Optic*. **O. Radiations**, the term given by Gratiolet to the large fasciculus of nerve-fibers joining the corona radiata of the optic thalamus and the occipital lobe of the cerebrum. **O. Section.** See *Section*. **O. Stalk**, a soft process on the head of molluscs supporting an eye; an ommatophore. **O. Thalamus.** See *Thalamus*. **O. Tract.** See *Tract*. **O. Vesicle**, in embryology, a diverticulum from each side of the primary anterior vesicle, which forms the basis of the future eye.
- Optically** (*op'-tik-al-ē*) [*ὀπτικός*, from *ὀπᾶν*, to see]. In accordance with the science of optics; by optic means. **O. Active**, a qualification applied to many carbon compounds, liquid and solid, capable of rotating the plane of polarized light.
- Optician** (*op'-tik'-an*) [*ὀπτικός*, from *ὀπᾶν*, to see]. A maker of optic instruments.
- Opticist** (*op'-tis-ist*) [*ὀπτικός*, from *ὀπᾶν*, to see]. One skilled in optics.
- Opticociliary** (*op'-tik-o-sil'-e-a-re*) [*ὀπτικός*, from *ὀπᾶν*, to see; *cilium*, hair]. Pertaining to the optic and ciliary nerves.
- Opticocinerea** (*op'-tik-o-sin-e'-re-ah*) [*ὀπτικός*, from *ὀπᾶν*, to see; *cinereus*, resembling ashes]. The gray matter of the optic lobes.
- Opticon** (*op'-tik-on*) [*ὀπτικός*, seeing]. In biology, ganglionic swelling in optic nerve of insects. (*Hikson*.)
- Opticopupillary** (*op'-tik-o-pul'-pil-a-re*) [*ὀπτικός*, from *ὀπᾶν*, to see; *pupilla*, pupil]. Relating to the pupil and the optic nerve.
- Optics** (*op'-tik-s*) [*ὀπτικός*, from *ὀπᾶν*, to see]. That branch of physics treating of the laws of light, its refraction and reflection, and of its relation to vision. See *Dioptrics*.
- Optimism** (*op'-tim-izm*) [*optimus*, best]. Delusional exaltation; delirium of grandeur; amenomania.
- Optimum** (*op'-tim-um*) [*optimus*, best]. In biology, that temperature at which vital processes are carried on with the greatest activity. Midway between the minimum, or lowest endurable, and maximum, or highest endurable, temperatures.
- Optocèle** (*op'-to-sel*). See *Paraqueduct*.
- Optoeidometer** (*op-to-i-dom'-et-er*) [*ὀπτικός*, seeing; *εἶδος*, like; *μέτρον*, a measure]. An instrument for testing the acuity of vision and the refraction of the eye.
- Optogram** (*op'-to-gram*) [*ὀπτός*, visible; *γράφειν*, to write]. A faint image stamped on the retina for a brief period after death, believed to be that of the last object seen before death.
- Optograph** (*op'-to-graf*). See *Optogram*.
- Optomeninx** (*op-to-men'-in-ks*). Synonym of *Retina*.
- Optometer** (*op-ton'-et-er*) [*ὀπτός*, visible; *μέτρον*, measure]. An instrument for facilitating the measurement of the refraction of the eye.
- Optometry** (*op-ton'-et-er*) [*ὀπτός*, visible; *μέτρον*, measure]. Measurement of the visual powers.
- Optoscope** (*op'-to-skōp*) [*ὀπτός*, seen; *σκοπεῖν*, to inspect]. An instrument for testing unilateral amblyopia.
- Optostriate** (*op-to-strī'-āt*) [*ὀπτός*, visible; *striatum*, striped]. Pertaining to the optic thalami and the corpora striata. **O. Body**, a thalamus and a striatum considered as forming a unit.
- Optotype** (*op'-to-tīp*) [*ὀπτός*, visible; *τύπος*, type]. A test-type used in testing the acuity of vision.
- Opuntia** (*o-pun'-te-ah*) [*opuntius*, relating to *Opus*, a town of Greece]. Prickly pear; a genus of cactaceous plants represented by numerous species, many of which, as *O. reticulata* and *O. tuna*, have slight medicinal properties, the former being anthelmintic, purgative, and locally sedative; the latter has been used for palpitation of the heart. Unof.
- Ora** (*o'-rah*) [*L.*]. Margin. **O. serrata**, the serrated endings of the zonule of Zinn, or ligament of the lens, and the retina.
- Orad** (*o'-rad*) [*os, oris*, mouth]. Toward the mouth, or the oral region.
- Oral** (*o'-rad*) [*os, oris*, the mouth]. In biology, situated on the same side as the mouth; actinal; opposed to aboral, abortinal, anal. **O. Catarrh.** Synonym of *Stomatitis catarrhalis*. **O. Whiff.** See *Whiff*.
- Orange** (*or'-anj*). See *Aurantium* and *Pigments, Conspectus of*. **O. Colors.** See *Pigments, Conspectus of*. **O.-grass**, a small North American plant, *Hypericum sarothra*; pineweed; a popular remedy for colds and catarrhs. Unof. **O. Minium.** Same as *Minium*. **O. Ocher.** Same as *Ocher*. **O.-peas**: 1. The seeds of the orange dried and used for issue-peas. 2. Small unripe dried oranges, used in the flavoring of *liqueurs*. **O. Sarcina.** See *Sarcina*. **O.-skin**, a yellowish tinge of the skin observed in newly-born infants.
- Orangeade** (*or-anj-ād'*) [*ME., orange*, orange]. A drink made of orange-juice and sweetened water.



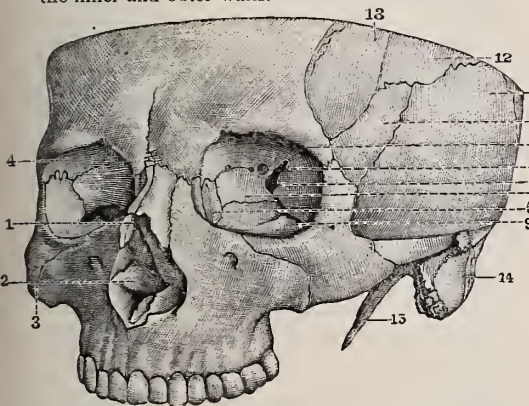
**Orarians** (*or-ar'-e-anz*) [*orarius*, of, or belonging to, the coast]. In ethnology, a collective term proposed by Dall for the *Aleuts* and people of *Innuït* stock, as indicative of their coastwise distribution and as designating a well-defined race.

**Orbicular** (*or-bik'-u-lar*) [*orbiculus*, dim. of *orbis*, circle]. Having a circular shape. A term applied to the circular muscles of the eyelids and the mouth. **O. Bone**. See *Bones*, Table of.

**Orbicularis** (*or-bik'-u-lar'-is*). See *Muscles*, Table of.

**Orbiculate** (*or-bik'-u-lat*). Same as *Orbicular*.

**Orbit** (*or'-bit*) [*orbita*, from *orbis*, circle]. The bony pyramidal cavity in which the eyeball is suspended. Seven bones enter into its formation, its somewhat indeterminate sides being called the roof, the floor, the inner and outer walls.



THE ORBITS.

1. Anterior orifice of nasal fossae. 2. Anterior extremity of inferior turbinate bone. 3. Malar bone. 4. Orbital cavity. 5. Lacrymal fossa, at base of which may be seen the line of union of the ascending process of the superior maxilla with the os unguis. 6. Os planum, forming with this bone the internal wall of the orbit. 7. Optic foramen. 8. Sphenoid fissure. 9. Spheno-maxillary fissure, continuous posteriorly with the preceding. 10. Upper portion of the great wing of the sphenoid. 11. Squamous portion of temporal. 12. Antero-inferior angle of parietal. 13. Part of frontal which contributes to the floor of the temporal fossa. 14. Mastoid process. 15. Styloid process.

**Orbita** (*or'-bit-ah*) [*orbis*, a circle, orbit: *pl.*, *Orbitæ*]. The same as *Orbit*.

**Orbital** (*or'-bit-al*) [*orbita*, from *orbis*, circle]. 1. Pertaining to the orbit. 2. The orbital portion of the orbicularis palpebrarum. **O. Arch**, the upper margin of the orbit. **O. Breadth**, in craniometry, the distance between the middle points of the inner borders of the orbits. **O. Fascia**, the capsule of Tenon. **O. Fissure**. See *Fissures*, Table of. **O. Fossa**, the cavity of the orbit. **O. Height**, in craniometry, the greatest vertical width of the external opening of the orbit. **O. Index**. See *Index*. **O. Plane**. See *Plane*. **O. Plate**: 1. That part of the frontal bone helping to form the roof of the orbit. 2. That part of the ethmoid bone helping to form the inner wall of the orbit. **O. Point**, the lowest point on the inferior margin of the orbit. **O. Process**: 1. The orbital portion of the malar bone. 2. The orbital portion of the palate bone. **O. Ridge**, the free edge of the nasal process of the superior maxilla. **O. Surface**, that portion of the superior maxilla that helps to form the floor of the orbit. **O. Vault**, the roof of the orbit.

**Orbito-** (*or'-bit-o-*) [*orbita*, orbit]. A prefix denoting relation to the orbit. **O.-basilar**, both orbital and basilar. **O.-b. Angle**, the angle formed between

the line continuing the axis of the orbit and one tangent to the lower border of the inferior maxilla. **O.-malar**, pertaining to both the orbit and the malar bone. **O.-m. Index**, in craniometry, the ratio existing between the bizygomatic diameter of the face, and the superior facial diameter, the latter being taken as 100. **O.-nasal**, pertaining to both orbit and nose. **O.-occipital**, pertaining to both orbit and occipital bone. **O.-o. Angle**, in craniometry, the angle formed between the optic axis and the plane of the foramen magnum. **O.-ocular**, pertaining to both orbit and eye. **O.-palpebral**, pertaining both to the orbit and the eyelids. **O.-sphenoid**: 1. Pertaining both to the orbit and to the sphenoid bone. 2. The lesser wing of the sphenoid bone; in some animals, and in early human life, it is a separate bone.

**Orbitocele** (*or'-bit-o-sel*) [*orbita*, orbit; *κήλη*, tumor]. 1. A tumor of the orbit. 2. The same as *Exophthalmos*.

**Orceic Acid** (*or'-se-ik*). Synonym of *Orcein*.

**Orcein** (*or'-se-in*) [*Orcus*, Pluto, from its dark color],  $C_7H_5NO_3$ . A dark-red substance derived from orcin.

**Orcheitis** (*or-ke-i'-tis*). Synonym of *Orchitis*.

**Orchella** (*or-ke-l'-ah*). See *Orchil*.

**Orchellin** (*or-ke-l'-in*) [after *Oricellari*, a chemist]. A purple dye found in *Rocella tinctoria*.

**Orchemphraxis** (*or-ke-m-fraks'-is*). Same as *Orchid-emphraxis*.

**Orcheocele** (*or'-ke-o-sel*). See *Orchiocoele*.

**Orcheodesmosarcoma** (*or'-ke-o-des'-mo-sar-ko'-mah*) [*ὄρχεα*, scrotum; *δέσμος*, bond; *σάρξ*, flesh; *ὄμα*, tumor]. Scrotal elephantiasis.

**Orcheoplasty** (*or'-ke-o-plas-te*). See *Orchioplasty*.

**Orcheotomy** (*or-ke-o'-o-me*). See *Orchotomy*.

**Orchestromania** (*or-kes-tro-ma'-ne-ah*) [*ὀρχεῖσθαι*, to dance; *μανία*, madness]. Dancing mania; chorea, or St. Vitus' dance.

**Orchi-**, less correctly **Orchid-** (*or'-ke-*, *or'-kid-*) [*ὄρχις*, testicle]. A prefix signifying connection with, or relation to, the testicles.

**Orchialgia** (*or-ke-al'-je-ah*) [*ὄρχις*, testis; *ἄλγος*, pain]. Neuralgic pain in the testicle.

**Orchic** (*or'-kik*) [*ὄρχις*, testicle]. Pertaining to the testicle.

**Orchichorea** (*or-kik-or-el'-ah*) [*ὄρχις*, testicle; *χορεία*, dance]. Irregular movements of the testicle due to contraction of the cremaster muscle.

**Orchid** (*or'-kid*) [*ὄρχις*, testicle]. Any orchidaceous plant; a plant of the orchis family or order. Orchids are of many species and genera, and are mostly tropical. Salep and vanilla are produced by plants of this order. Faham, cypripedium, and a few others are employed in medicine.

**Orchidalgia** (*or-kid-al'-je-ah*). Synonym of *Orchialgia*.

**Orchidatonía** (*or-kid-at-o'-ne-ah*) [*ὄρχις*, testicle; *ἀτονία*, atony]. Atony of the testicle; laxness of the testicle.

**Orchidatrophia** (*or-kid-at-ro'-fe-ah*) [*ὄρχις*, testicle; *ἀτροφία*, atrophy]. Atrophy of the testicle.

**Orchidauxē** (*or-kid-aux'-e*) [*ὄρχις*, testicle; *αὐξη*, growth]. Hypertrophy of the testicle.

**Orchidectomy** (*or-kid-ek'-to-me*) [*ὄρχις*, testis; *ἐκτομή*, excision]. Surgical removal of a testis; castration.

**Orchidemphraxis** (*or-kid-em-fraks'-is*) [*ὄρχις*, testicle; *ἐμφράξις*, stoppage]. Obstruction of the vessels of the testis.

**Orchidion** (*or-kid'-e-on*) [dim. of *ὄρχις*, testicle]. A small testicle.

**Orchiditis** (*or-kid-i'-tis*). Synonym of *Orchitis*.

**Orchidocatabasis** (*or-kid-o-kat-ab'-as-is*) [*ὄρχις*, testicle; *κατάβασις*, a going down]. Descent of the testicle into the scrotum.

**Orchidocele** (*or-kid'-o-sēl*). Synonym of *Orchiocoele*.  
**Orchiodynia** (*or-kid-o-din'-e-ah*). Synonym of *Orchiodynia*.  
**Orchido-meningitis** (*or-kid'-o-men-in-jil'-tis*) [*ὄρχιτις*, testicle; *μῆνιγξ*, membrane; *τις*, inflammation]. Blasius' term for the ordinary form of hydrocele.  
**Orchidomyeloma** (*or-kid'-o-mi-el-o'-mah*) [*ὄρχις*, testicle; *μυελός*, marrow; *ῥμα*, tumor; *pl.*, *Orchidomyelomata*]. Myeloid sarcoma of the testicle.  
**Orchidoncus** (*or-kid-ong'-kus*) [*ὄρχις*, testicle; *ὄγκος*, tumor]. A tumor or tumefaction of the testicle.  
**Orchidopexia** (*or-kid-o-peks'-e-ah*). See *Orchidopexy*.  
**Orchidopexy** (*or'-kid-o-peks-e*) [*ὄρχις*, testis; *πήξις*, a hardening]. 1. Hardening of the substance of the testicle. 2. Same as *Orchidorrhaphy*.  
**Orchidorrhaphy** (*or-kid-or'-a-fē*) [*ὄρχις*, testicle; *ράφη*, suture]. Stitching of the testicle to the surrounding tissues.  
**Orchidoscheocele** (*or-kid-os'-ke-o-sēl*) [*ὄρχις*, testicle; *σχῆν*, scrotum; *κήλη*, tumor]. A scrotal hernia with enlargement of the testicle.  
**Orchidospongioma** (*or-kid'-o-spun-je-o'-mah*) [*ὄρχις*, testicle; *σπογγία*, sponge; *ῥμα*, tumor]. A tuberculous tumor of the testicle.  
**Orchidotomy** (*or-kid-ot'-o-me*) [*ὄρχις*, testicle; *τομή*, a cutting]. Incision of the testicle.  
**Orchidotyloma** (*or-kid'-o-ti-to'-mah*) [*ὄρχις*, testicle; *τύλος*, callus; *ῥμα*, tumor]. A callous nodule of the testicle.  
**Orchiectomy** (*or-ke-ek'-to-me*). Synonym of *Orchiectomy*.  
**Orchiepididymitis** (*or'-ke-ep-id-id-im-i'-tis*) [*ὄρχις*, testicle; *ἐπιδιδυμις*, epididymis; *τις*, inflammation]. Inflammation of both testis and epididymis.  
**Orchil** (*or'-kil*). See *Archil*. **O.-purple**. See *Pigments*, *Conspicuous of*.  
**Orchilla** (*or-kil'-ah*). See *Archil*.  
**Orchiocoele** (*or'-ke-o-sēl*) [*ὄρχις*, testis; *κήλη*, tumor]. 1. A tumor of the testicle. 2. Scrotal hernia. 3. A name loosely applied to several different diseases of the testicles and their envelopes.  
**Orchiococcus** (*or-ke-o-kok'-us*). See *Diplococcus of Orchitis* under *Bacteria*, *Synonymic Table of*.  
**Orchiodynia** (*or-ke-o-din'-e-ah*) [*ὄρχις*, testis; *δύνη*, pain]. Pain in the testicles.  
**Orchiomyeloma** (*or'-ke-o-mi-el-o'-mah*). Synonym of *Orchidomyeloma*.  
**Orchioncus** (*or-ke-ong'-kus*). Synonym of *Orchidoncus*.  
**Orchioneuralgia** (*or-ke-o-nu-ral'-je-ah*). Synonym of *Orchialgia*.  
**Orchioplasty** (*or'-ke-o-plas-te*) [*ὄρχις*, the testicle; *πλάσσειν*, to form]. The surgical repair following the loss of any part of the scrotum from disease, by supplying flaps of healthy tissue from an adjacent part.  
**Orchioscheocele** (*or-ke-os'-ke-o-sēl*). Synonym of *Orchidoscheocele*.  
**Orchioscirrhous** (*or-ke-os-kir'-us*) [*ὄρχις*, testis; *σκιρρός*, induration]. A hard carcinomatous tumor of the testicle.  
**Orchiotomy** (*or-ke-ot'-o-me*). Synonym of *Orchidotomy*.  
**Orchirrhaphe** (*or-kir'-af-e*). Synonym of *Orchidorrhaphy*.  
**Orchis** (*or'-kis*) [*ὄρχις*, testis]. 1. The typical genus of the family of orchidaceous plants. 2. The testicle. See *Orchid*.  
**Orchitis** (*or-kil'-tis*) [*ὄρχις*, testis; *τις*, inflammation]. Inflammation of the testicle.  
**Orchotomy** (*or-kil'-o-me*). Synonym of *Orchotomy*.  
**Orchocele** (*or'-ko-sēl*). Synonym of *Orchiocoele*.  
**Orchos** (*or'-kos*) [*ὄρχος*, tarsus]. The tarsal cartilage.  
**Orchotomy** (*or-kot'-o-me*) [*ὄρχις*, testis; *τομή*, a cut-

ting]. 1. Castration. 2. [*ὄρχος*, tarsus; *τομή*, a cutting]. Removal of the tarsal cartilages.  
**Orcin** (*or'-sin*) [*Orcus*, Pluto, from its dark color],  $C_7H_6(OH)_2$ . *Orcinol*; a substance found in many lichens of the genera *Rocella* and *Leconora*. It crystallizes in colorless, six-sided prisms, containing one molecule of water; it is readily soluble in water, alcohol and ether, and has a sweet taste. It melts at 56° C., and boils at 290° C. It yields azo-coloring substances with diazo-compounds. See *Pigments*, *Conspicuous of*.  
**Orcinol** (*or'-sin-ol*). See *Orcin*.  
**Ord's Theory**. A theory of the origin of gout. It is that there is a tendency, inherited or acquired, to a special form of tissue-degeneration.  
**Ordeal Bark** (*or'-de-al bark*) [ME., *ordal*, a judgment]. See *Casca*. **O. Bean**, **O. Nut**. See *Physostigma*.  
**O.-tree**. See *Cerbera* (of Madagascar). Also, the *Erythrophloeum guinense*.  
**Order** (*or'-der*) [*ordo*, a rule]. Systematic arrangement. In biology, the taxonomic group below a Class and above a Family.  
**Ordinary** (*or'-din-a-re*) [*ordinarius*, regular]. Usual; regular. **O. Ray**. See *Ray*.  
**Ordinate** (*or'-din-āt*) [*ordinare*, to order, ordain]. In biology, placed in regular rows or series.  
**Ordure** (*or'-dūr*) [ME., *ordure*, filth]. Dung; excrement; feces.  
**Orectic** (*or-ek'-tik*) [*ὀρεξίς*, appetite]. Stimulating appetite.  
**Oregon Grape**. See *Berberis*.  
**Orellin** (*o-rell'-in*) [*orellina*]. A yellow coloring-matter found in *Annatto*. See *Pigments*, *Conspicuous of*.  
**Orexegen** (*o-reks'-ej-in*). See *Orexin*.  
**Orexin** (*o-reks'-in*) [*ὀρεξίς*, appetite],  $C_{14}H_{12}N_2 \cdot HCl \cdot 2H_2O$ . Hydrochlorate of phenyl-di-hydro-quinazolin; a chinolin-preparation, of some repute as a stomachic. It is useful in anorexia not dependent upon gastric disease proper. Dose gr. ij-v in wafer or pill. Unof.  
**Orexis** (*o-reks'-is*) [*ὀρεξίς*, appetite]. Appetite.  
**Organ** (*or'-gan*) [*ὄργανον*, organ]. In biology, any part of the body having a determinate function; a complex of similar or dissimilar cells or tissues that perform in common one or more vital functions. **O., Accessory**, an organ that has a subordinate importance in the carrying on of a particular function, but which under certain conditions may act as a substitute for an important organ. **O.-albumin**, the albumin that constitutes a part of the solid tissues. **O. of Bojanus**, the renal organ of molluscs, found in the majority of lamellibranchs. **O. of Corti**. See *Corti*. **O., Cup-shaped**, one of the organs of taste in *Vermes*; widely scattered over them in the integument, but especially numerous at the edge of the mouth. **O's., Digestive**, the digestive tract and its glands. **O. of Eimer**, a tactile organ in the nose of the mole, consisting of a group of terminal nerve-fibrils. **O., Enamel**, a club-shaped process of epithelium growing from the dental ridge and forming a cap over the dental papilla. From it the enamel of the tooth is developed. **O. of Gegenbauer**, one of certain ciliated organs in the *Pteropoda* proved by



ORGAN OF EIMER, NOSE OF MOLE.  
n. Nerve. e. Epithelium. Gold chlorid. (Stirling.)



Spengel to have an olfactory function. **O.** of Giralde's, the paradidymis. **O.**, **Goblet-shaped**, one of the large rod-shaped end-organs of nerves, observed in the skin of the teleostei and sturgeons. **O.**, **Jacobson's**, a short cul-de-sac extending along Stensen's duct, lined by epithelium continuous with that of the nasal mucous membrane. It is well developed in some lower animals, in which it is believed to have an olfactory function. **O's.**, **Lateral**: (a) Segmentally arranged, retractile sensory organs occurring among *Vermes* only in the *Chaetopoda*. They carry sensory hairs connected on the one hand with transverse muscle-fibrillae and on the other with a plexus of ganglion-cells joined by a special nerve to the ventral cord; their function is unknown. (b) A series of nerve end-organs in the "mucous canals" in the head and lateral line of fishes and amphibians. **O's.**, **Mayer's**, a series of slit-like depressions on the side of the tongue of certain mammals, first discovered by C. Mayer in the African elephant; afterward found in the Uakari monkeys (*Pithecia satanis*); 15 slits in front of the palato-glossal fold. **O's.**, **Pelvic**, those organs situated in the pelvis. **O's.** of **Reproduction**, the testicles and penis and its glands in the male, the uterus and its appendages and the vagina and its glands, in the female. **O's.**, **Respiratory**, the nose, pharynx, larynx, trachea, lungs, and glands connected with these different parts. **O.** of **Rosenmüller**. See *Parovarium*. **O.**, **Segmental**, a mesoblastic embryonic structure consisting of three parts—the pronephros, the mesonephros, or Wolffian body, and the metanephros. **O's.** of **Semper**, glandular structures found in gasteropods, well developed at the sides of the mouth in *Limax*. According to Sochaczewer, they are not olfactory in function. **O's.** of **Special Sense**, those parts of the body endowed with highly specialized functions and through which perceptive impressions are received: the eye, ear, skin, mucosa of the mouth and nose are the principal. **O.** of **Syrski**, the male organ of the eel discovered by Syrski in 1873.

**Organa** (*or'-gan-ah*) [L.]. Plural of *Organum*. **O.** **palpantia**, tactile organs. **O.** **urticantia**, the nematophores or nematillae of *Caelenterates*.

**Organic** (*or-gan'-ik*) [*ōrganov*, an instrument]. Having, pertaining to, or characterized by, organs; pertaining to the animal and vegetable worlds; exhibiting animal or vegetable characteristics. **O.** **Cell**, the structural element which is regarded as the basis of the structure of all organized bodies. **O.** **Chemistry**, the chemistry of the carbon compounds. **O.** **Constituents**. See *Constituent*. **O.** **Disease**, disease of an organ attended with structural changes. **O.** **Molecules**, **Doctrine of**, Buffon's hypothesis that life is the indefeasible property of certain indestructible molecules of matter, which exist in all living things, and have inherent activities by which they are distinguished from non-living matter. Each individual living organism is formed by their temporary combination; they stand to it in the relation of the particles of water to a cascade, or a whirlpool; or to a mold into which the water is poured. The form of the organism is thus determined by the reaction between external conditions and the inherent activities of the organic molecules of which it is composed; and as the stoppage of a whirlpool destroys nothing but a form and leaves the molecules of the water with all their inherent activities intact, so what we call the death and putrefaction of an animal, or of a plant, are merely the breaking up of a form, or manner of association, of its constituent molecules, which are then set free as infusorial animalcules. It will be perceived

that this doctrine is by no means identical with *Abiogenesis*, with which it is often confounded (Huxley). **O.** **Reflexes**, those pertaining to the acts of micturition, erection, ejaculation, defecation, digestion, respiration, etc.

**Organicism** (*or-gan'-is-izm*) [*ōrganov*, organ]. The doctrine that all diseases are caused by material lesions of one or more organs.

**Organisata** (*or-gan-is-a'-tah*) [neut.: pl. of *Organisatus*, organized]. In biology, any or all organisms.

**Organism** (*or'-gan-izm*) [*ōrganov*, organ]. A living being, animal or vegetable, simple or composed of many organs; also the assemblage of organs constituting a living being. **O.**, **Micro-**, a minute or microscopic body or organism; a schizomycete; a bacterium.

**Organite** (*or'-gan-it*) [*ōrganov*, organ]. An elementary organ.

**Organization** (*or-gan-iz-a'-shun*) [*ōrganov*, organ]. 1. The orderly arrangement of organs or parts; also an organism. 2. The conversion of something into, or its replacement by, living tissue—as the organization of a thrombus.

**Organo-chemistry** (*or'-gan-o-kem'-is-tre*). See *Organic Chemistry*.

**Organogen** (*or-gan'-o-jen*) [*ōrganov*, an organ; γεννᾶν, to beget]. A compound containing carbon, hydrogen, oxygen, and nitrogen.

**Organogenesis** (*or-gan-o-jen'-es-is*) [*ōrganov*, organ; γεννᾶν, to beget]. The process of the development and growth of an organ. The same as *Organogeny*.

**Organogenetic** (*or-gan-o-jen-et'-ik*) [*ōrganov*, organ; γεννᾶν, to beget]. Pertaining to organogenesis.

**Organogeny** (*or-gan-oj'-en-e*) [*ōrganov*, organ; γενής, producing]. In biology, the history of the development of organs.

**Organographism** (*or-gan-og'-raf-izm*) [*ōrganov*, an organ; γράφειν, to write]. The demonstration of the successive increase in size of an organ, by tracing its outlines upon the skin.

**Organography** (*or-gan-og'-ra-fe*) [*ōrganov*, organ; γράφειν, to write]. A descriptive treatise of the organs of an animal or plant.

**Organoid** (*or'-gan-oid*) [*ōrganov*, an organ; εἶδος, like]. A term applied to tumors composed of several tissues and resembling an organ, as carcinoma, which somewhat resembles an epithelial gland.

**Organoleptic** (*or-gan-o-lep'-tik*) [*ōrganov*, organ; ληπτικός, taking]. 1. Making an impression upon some organ, chiefly of special sense. 2. Plastic; capable of receiving organization.

**Organologic** (*or-gan-o-loj'-ik*) [*ōrganov*, organ; λόγος, science]. Pertaining to organology.

**Organologist** (*or-gan-ol'-o-jist*) [*ōrganov*, organ; λόγος, science]. One versed in organology.

**Organology** (*or-gan-ol'-o-je*) [*ōrganov*, an organ; λόγος, science]. The department of biology that treats of the organs of plants and animals.

**Organon** (*or'-gan-on*) [*ōrganov*, an organ; instrument]. A code of principles.

**Organonomy** (*or-gan-on'-o-me*) [*ōrganov*, organ; νόμος, law]. The totality of the natural laws of the conduct and functions of organic life.

**Organonym** (*or-gan'-o-nim*) [*ōrganov*, an organ; ὄνυμα, name]. The name of an organ or part.

**Organonymy** (*or-gan-on'-im-e*) [*ōrganov*, organ; ὄνυμα, name]. A system of nomenclature of the organs.

**Organopathic** (*or-gan-o-path'-ik*) [*ōrganov*, an organ; πάθος, disease]. Pertaining to *Organopathism* and to *Organopathy*.

**Organopathism** (*or-gan-op'-ath-izm*) [*ōrganov*, an or-

gan; *πάθος*, disease]. The doctrine of special study and investigation of the pathology of each and every organ by itself.

**Organopathologism** (*or-gan-o-path-ol'-o-jizm*) [*ὀργανον*, organ; *πάθος*, disease; *λόγος*, science]. The same as *Organopathy*.

**Organopathology** (*or-gan-o-path-ol'-o-je*) [*ὀργανον*, organ; *πάθος*, disease; *λόγος*, science]. The science of the diseases of organs.

**Organopathy** (*or-gan-ol'-ath-e*) [*ὀργανον*, organ; *πάθος*, disease]. 1. The disease of an organ. 2. A term used by Sharp to express the local action of drugs. 3. The same as *Organopathism*.

**Organophyly** (*or-gan-ol'-il-e*) [*ὀργανον*, an organ; *φύλη*, a tribe]. In biology, the phylogeny of organs.

**Organoplastic** (*or-gan-o-plas'-tik*) [*ὀργανον*, an organ; *πλάσσειν*, to form, to mold]. In biology, applied to cells or tissues from which organs are developed.

**Organoplasty** (*or'-gan-o-plas-te*) [*ὀργανον*, organ; *πλάσσειν*, to form, to mold]. In biology, the origin or development of plant and animal organs.

**Organopoesis** (*or-gan-o-poi-e'-sis*) [*ὀργανον*, an organ; *ποίησις*, formation]. The same as *Organoplasty*.

**Organopoeitic** (*or-gan-o-poi-e'-ik*) [*ὀργανον*, organ; *ποίησις*, formation]. Relating to organopoesis.

**Organoscope** (*or'-gan-o-skōp*) [*ὀργανον*, an organ; *σκοπεῖν*, to view]. The same as *Endoscope*.

**Organoscopy** (*or-gan-ol'-ko-pe*) [*ὀργανον*, an organ; *σκοπεῖν*, to view]. Cranioscopy or phrenology.

**Organotherapy** (*or-gan-o-ther'-ap-e*) [*ὀργανον*, organ; *θεραπεία*, treatment]. The treatment of diseases by the administration of animal organs, or extracts prepared from them. Although organotherapy has existed in some form since the most ancient times, the method as now practised, is of recent origin. Brown-Séquard, in 1889, suggested the employment of testicular juice in the treatment of the mental and physical deterioration incident to old age. Experiments which he had made upon himself had, he reported, yielded the most brilliant results. Physicians in different parts of France subsequently tested the properties of Brown-Séquard's extract and found its dynamogenic action beneficial in diseases attended with debility, especially in senile changes, in pulmonary tuberculosis, leprosy, locomotor ataxy, general paralysis and anemia. Paul, in 1892, under the name of *nervous transfusion*, advocated the hypodermatic use of an extract of sheep's brain in conditions of neurasthenia. The method of preparation of the various extracts as employed in France is that suggested by d'Arsonval. The organ is removed with all possible antiseptic precautions, and is cut into small pieces of about one c.c. The segments are covered with pure glycerin and allowed to macerate for twenty-four hours. Before filtering, two or three parts of distilled water are added. Sterilization is accomplished by means of carbonic acid gas under pressure. The first step toward a rational application of the method of organotherapy was the subcutaneous transplantation of pieces of thyroid gland in cases of myxedema and cachexia strumipriva by Horsley and Kocher, and later the employment of extract of sheep's thyroid in myxedema, the credit of which belongs to G. R. Murray, of Newcastle, England. Since Murray's announcement, in 1891, the method has been extensively tested in England and elsewhere; many cases of myxedema have been reported as improved, and not a few cured. Gratifying results have also been achieved in sporadic cretinism, and in psoriasis and other chronic affections of the skin. Various preparations of the thyroid gland have been employed, *e. g.*, glycerin extracts, dry extracts in powder, and finally the uncooked or partially cooked

gland has been used. In the particular case of myxedema neither the kind of preparation nor the mode of administration seems to be of much importance. The results have been practically the same whether a liquid extract was given by hypodermatic injection, or whether a dry extract was administered by the mouth. The fresh gland, slightly fried and seasoned, has also been used, and at present is preferred by many. The success attending thyroid-therapy in myxedema has led to the employment of many other organic extracts in diseases of corresponding organs. Extracts have been prepared from nearly every organ in the animal body; thus there are on the market *cerebrin*, from the brain, *medullin* or *myelin*, from the cord, *cardin*, from the heart, *musculin*, from muscles, *ossin*, from bones, *renin*, from the kidneys, *gastrin*, from the stomach, *pancreatin*, from pancreas, *ovarin*, from the ovary, and *testin*, from the testis. Brain-extract has been reported as beneficial in various organic and functional diseases of the nervous system, such as locomotor ataxy, bulbar palsy, general paralysis of the insane; also in epilepsy, neurasthenia, migraine, hysteria, hebephrenia, and other conditions. Heart-extract is recommended for cases of nervous prostration. It is said to raise the blood-pressure, augment the quantity of urine, and increase the number of red blood-corpuscles. In diseases of the muscular system, muscle-extract is also reported as of value. Extract of pancreas, containing the active ferments of the gland has been administered with doubtful success, in certain cases of diabetes mellitus, which disease, as is well known, is sometimes dependent upon morbid changes in the pancreas. Of all the extracts, that from the thyroid gland is still the one most successfully employed. Its use is not confined to the two diseases mentioned, myxedema and cretinism; it has also proved useful in diseases of the skin, in leukemia, and affections of the nervous system, both organic and functional. In exophthalmic goiter the results have not been encouraging; the symptoms, were as a rule, not ameliorated, in some cases they were even intensified.

**Organotrophic** (*or-gan-o-tro'-fik*) [*ὀργανον*, organ; *τροφή*, nourishment]. Relating or belonging to the nourishment of organized tissue.

**Organule** (*or'-gan-ül*). The same as *Organite*.

**Organum** (*or'-gan-um*) [L.]. See *Organ*.

**Orgasm** (*or'-gasm*) [*ὀργάειν*, to swell]. Any eager desire or excitement. The crisis of venereal passion. See *Estrum*.

**Orgastic** (*or-gas'-tik*) [*ὀργάειν*, to swell]. Pertaining to, or characterized by, orgasm.

**Orgeat** (*or'-gah'*) [Fr. *orge*, Lat. *hordeum*, barley]. Pavy's recipe for a demulcent and nutritive drink: Blanch two ounces of sweet almonds and four of bitter almond-seeds; pound them into a paste with a little orange-flower water; rub this up with a pint of milk, diluted with a pint of water, until it forms an emulsion; strain and sweeten with sugar.

**Orgosis** (*or-go'-sis*). Synonym of *Orgasm*.

**Oriental** (*o-re-en'-tal*) [*oriens*, rising]. Pertaining to the Orient or east. **O. Boil.** See *Furunculus orientalis*. **O. Plague.** Synonym of the *Plague*, *q. v.* **O. Sore,** an endemic ulcer probably due to a specific microorganism, prevalent in the Orient. See *Furunculus orientalis*.

**Orientation** (*o-ri-en-tal'-shun*) [*oriri*, to rise (in the east)]. In biology: (a) The determination of the east point, and hence of the other points; the direction of a locality. The localization of oneself; the ascription of objects to the place in space where they actually belong, either with respect to each other (*objective* orienta-



- tion) or with reference to the observer (*subjective orientation*). *False orientation* is observed in some cases of monocular squinting paralysis, etc. (*b*) The homing instinct of animals. (*c*) The arrangement of tissues in the imbedding-mixture before sectioning.
- Orifacial** (*or-if-a'-shal*) [*os, oris, mouth; facies, face*]. Pertaining to the mouth and face. **O. Angle**, in craniometry, the angle formed by the junction of the plane passing through the masticating surface of the superior maxilla with the facial line.
- Orifice** (*or'-if-is*) [*orificium; os, oris, mouth; facere to make*]. A mouth or opening. **O., Abdominal**, the internal abdominal ring. **O., Anal**, the anus. **O., Cardiac**. The same as *Cardia*. **O., Esophageal**, the perforation in the diaphragm for the esophagus. **O., Pyloric**. The same as *Pylorus*. **O., Tympanic**, the oval opening of the atrium into which the tympanic membrane is inserted.
- Orificial** (*or-if-ish'-al*) [*orificium, an orifice*]. Pertaining to an orifice of the body. **O. Surgery**, the surgery of the orifices of the body.
- Orificium** (*or-if-ish'-e-uni*) [L.]. Orifice. **O. epiploicum**, a synonym of *Foramen of Winslow*. **O. infundibuli**, a synonym of *Helicotrema*.
- Oriform** (*or'-if-orm*) [*os, oris, mouth; forma, form*]. Having the shape of a mouth.
- Origanum** (*o-rig'-an-um*) [*ὀρίανον, marjoram*]. Wild marjoram. The leaves and stems of *O. vulgare*, with properties due mainly to a volatile oil. It is a tonic, stimulant, and carminative, and formerly was popularly used as an emmenagogue. Dose 3j-ij in infusion. The oil is esteemed as an ingredient in liniments, especially in veterinary practice. Most of the commercial oil of origanum is in reality oil of thyme (*Oleum thymi*). The oil is also used in histology as a clearing-fluid for stained specimens.
- Origin** (*or'-ij-in*) [*origo, originis, beginning*]. The beginning or source of a muscle; its more fixed attachment, or that nearest the axis of the body. **O., Apparent**. See *Superficial*. **O., Deep, or Ental**, of a nerve, its origin in the cells of the nerve-center. **O., Superficial, or Ectal**, of a nerve, the point at which it emerges from the brain or cord.
- Orinatal** (*o-rin-a'-zal*) [*os, oris, mouth; nasus, nose*]. Pertaining to the mouth and nose.
- Orist** (*o'-rist*) [*os, oris, mouth*]. A specialist in oristry.
- Oristry** (*o'-ris-tre*) [*os, oris, mouth*]. A term proposed to designate the treatment, surgical, dental, or medical, of diseases of the mouth.
- Orleans** (*or-lenz'*). Same as *Anatto*.
- Ormsby's Inhaler**. See *Anesthetic*.
- Ornis** (*or'-nis*) [*ὄρνις, a bird*]. In biology, the avifauna of any region.
- Ornithic** (*or-nith'-ik*) [*ὀρνιθικός, of, or belonging to, birds*]. Avian; of, or pertaining to, birds.
- Ornithin** (*or'-nith-in*) [*ὄρνις, a bird*],  $C_5A_{12}N_2O_2$ . A base found in ornithuric acid.
- Ornithobiography** (*or-nith-o-bi-og'-ra-fe*) [*ὄρνις, bird; βίος, life; γράφειν, to write*]. The life-history of birds.
- Ornithocephalous** (*or-nith-o-sef'-al-us*) [*ὄρνις, a bird; κεφαλή, head*]. In biology, shaped like a bird's head.
- Ornithocoprus** (*or-nith-o-kop'-rus*) [*ὄρνις, bird; κόπρος, dung*]. Guano.
- Ornithography** (*or-nith-og'-ra-fe*) [*ὄρνις, bird; γράφειν, to write*]. A description of birds.
- Ornithoid** (*or'-nith-oid*) [*ὄρνις, a bird; εἶδος, form*]. In biology, bird-like.
- Ornithologist** (*or-nith-ol'-o-jist*) [*ὄρνις, bird; λόγος, science*]. One versed in ornithology.
- Ornithology** (*or-nith-ol'-o-je*) [*ὄρνις, bird; λόγος, a science*]. The science of the nature and habits of birds.
- Ornithomyzous** (*or-nith-o-mi'-zus*) [*ὄρνις, bird; μύζειν, to suck*]. Parasitic on birds.
- Ornithophilous** (*or-nith-off'-il-us*) [*ὄρνις, a bird; φίλος, loving*]. In biology, fertilized through the agency of birds.
- Ornithotomist** (*or-nith-ol'-o-mist*) [*ὄρνις, a bird; τομία, a cut*]. One versed in the anatomy of birds.
- Ornithotomy** (*or-nith-ol'-o-me*) [*ὄρνις, a bird; τέμνειν, to cut*]. In biology, the dissection of birds.
- Ornithuric** (*or-nith-u'-rik*) [*ὄρνις, a bird; οὖρον, urine*]. Pertaining to the urine of birds. **O. Acid**,  $C_{19}H_{20}N_2O_4$ . An acid found in the dung of birds fed with benzoic acid.
- Ornus** (*or'-nus*) [L.]. See *Fraxinus*.
- Oroanal** (*o-ro-a'-nal*) [*os, oris, mouth; anus, anus*]. Extending from the mouth to the anus.
- Orobechos** (*o-ro-bek'-os*) [*ὀροβος, a species of pulse; ἦχος, sound*]. The crackling sound sometimes produced by pressure on the inner canthus of the eye.
- Orography** (*o-rog'-ra-fe*) [*ὄρος, mountain; γράφειν, to write*]. 1. A treatise on the distribution and physical geography of mountain-ranges. 2. The same as *Orology*.
- Orohydrography** (*or-o-hi-drog'-ra-fe*) [*ὄρος, mountain; ὕδωρ, water; γράφειν, to write*]. A treatise on the mutual relation of divides and drainage-basins.
- Orolingual** (*o-ro-lin'-gw'al*) [*os, oris, the mouth; lingua, the tongue*]. Pertaining to the mouth and the tongue.
- Oronasal** (*o-ro-na'-zal*). See *Orinasal*.
- Oronosus** (*o-ron'-o-sus*) [*ὄρος, mountain; νόσος, disease*]. A disease prevalent in mountain regions. See *Mountain Sickness*.
- Oropharyngeal** (*o-ro-far-in'-je-al*) [*os, oris, mouth; φάρυγξ, pharynx*]. Pertaining to, or situated in, the oropharynx.
- Oropharynx** (*o-ro-far'-inks*) [*os, oris, mouth; φάρυγξ, pharynx*]. The pharynx proper, situated below the level of the lower border of the soft palate, as distinguished from the naso-pharynx.
- Oros** (*or'-os*) [*ὄρος, a mountain*]. 1. The upper part of the foot. 2. A mountain.
- Orotherapy** (*o-ro-ther'-ap-e*) [*ὄρός, whey; θεραπεία, treatment*]. See *Orrhotherapy*.
- Oroya Fever** (*o-roi'-yah*) [S. Amer.]. The febrile stage of *Verrugas, q. v.*
- Orpiment** (*or'-pim-ent*) [*auri pigmentum, golden pigment*]. A common name for arsenious sulphid,  $As_2S_3$ , also known as *King's Yellow*. It is poisonous. See *Pigments, Conspectus of*.
- Orrhagogus** (*or-ag'-o-gus*) [*ὀρρός, serum; ἄγειν, to lead*]. Synonym of *Hydragogus*.
- Orrhochezia** (*or-o-ke'-ze-ah*) [*ὀρρός, serum; χέζειν, to relieve oneself*]. Serous diarrhea.
- Orrhocyst** (*or'-o-sist*) [*ὀρρός, serum; κύστις, cyst*]. A serous cyst.
- Orrhoid** (*or'-oid*). Synonym of *Serous*.
- Orrhophallus** (*or-o-fal'-us*) [*ὄρος, the end of the sacrum; φάλλος, the penis*]. A monstrosity with a penis protruding from the sacral region.
- Orrhopsia** (*or-op'-o'-se-ah*) [*ὀρρός, whey; πόσις, drinking*]. Whey-drinking.
- Orrorrhagia** (*or-or-a'-je-ah*). Synonym of *Orrhor-rhea*.
- Orrhorrhea** (*or-or-e'-ah*) [*ὀρρός, serum; ῥοία, a flow*]. An abnormally great flow of serum. Also, a watery discharge; rice-water discharges.
- Orrhos** (*or'-ros*) [*ὀρρός, serum*]. Serum; whey.
- Orrhosis** (*or-o'-sis*) [*ὀρρός, serum*]. The production of serum.

**Orrhosolen** (*or-o-sol'-len*) [ὀρρόσος, serum; σολήν, a channel]. 1. A lymph-duct. 2. Sheath of a tendon.

**Orrhosolenitis** (*or-o-sol-len-i'-tis*). See *Lymphangitis*.

**Orrhymen** (*or-i'-men*) [ὀρρόσος, serum; ὑμήν, membrane]. A serous membrane.

**Orrhymenitis** (*or-i-men-i'-tis*) [ὀρρόσος, serum; ὑμήν, membrane; ιτις, inflammation]. Inflammation of a serous surface.

**Orrhymenoid** (*or-i'-men-oid*) [ὀρρόσος, serum; ὑμήν, a membrane; εἶδος, like]. Resembling a serous membrane.

**Orrhymenous** (*or-i'-men-us*) [ὀρρόσος, serum; ὑμήν, a membrane]. Having a serous membrane.

**Orris** (*or'-is*) [origin obscure]. The plant yielding orris-root. **O.-pea**. See *Issue-pea*. **O.-root**, the rhizome of *Iris florentina*, containing a volatile oil and various extractive principles. It is aromatic and astringent, and is much used for flavoring and as a dentifrice. Unof.

**Orrhoterapy** (*or-o-ther'-ap-e*) [ὀρρόσος, serum; θεραπεία, therapy]. 1. Whey-cure. 2. The treatment of disease by the use of human or animal blood-serum containing antitoxins.

**Orseillin** (*or-sa'-lin*) [Fr., *orseille*, archil]. A coal-tar color used in dyeing; it is the sodium-sulphonate salt of beta-naphthol-azo-naphthalene. It yields a fast and full red, but is not bright red. It is also called *rocellin*, *rubidin*, *rauracienne*. See *Pigments*, *Conspectus of*.

**Oresselinic Acid** (*or-sel-in'-ik*). See *Acid*.

**Orthacanthous** (*orth-ak-an'-thus*) [ὀρθός, straight; ἄκανθα, a thorn]. In biology, having straight thorns.

**Ortharthragra** (*orth-arth-ra'-gra*) [ὀρθός, true, straight; ἄρθρον, joint; ἄγρα, seizure]. True gout.

**Orthaxial** (*orth-aks'-e-al*) [ὀρθός, straight; axis, axis]. In biology, having a straight vertebral axis.

**Orthiauchenus** (*orth-e-awik'-en-us*) [ὀρθιος, upright; ἀχίην, neck]. Lissauer's term for a skull in which the angle formed between the radius fixus and the line joining the basion and the inion is between 38° and 49°.

**Orthin** (*orth'-in*) [ὀρθός, straight]. A substance prepared by combining hydrazin with paroxybenzoic acid. Its hydrochlorate has been found actively antipyretic; an overdose causes collapse and profuse sweating. Dose gr. v, twice daily, given with great caution. Unof. See also *Hydrazin*.

**Orthiochordus** (*orth-e-o-kord'-us*) [ὀρθιος, upright; χορδή, cord]. Lissauer's term for a skull in which the angle formed between the radius fixus and the line joining the hornion and the basion is between 33.2° and 52°.

**Orthiocoryphus** (*orth-e-o-kor'-if-us*) [ὀρθιος, upright; κορυφή, head]. Lissauer's term for a skull in which the angle formed between the radius fixus and the line joining the bregma and the lambda is between 29° and 41°.

**Orthiodontus** (*orth-e-o-don'-tus*) [ὀρθιος, upright; ὀδούς, a tooth]. Lissauer's term for a skull in which the angle between the radius fixus and the line joining the alveolar and subnasal points is between 88° and 121°.

**Orthiometopus** (*orth-e-o-met'-o'-pus*) [ὀρθιος, upright; μέτωπον, forehead]. Lissauer's term for a skull in which the angle between the radius fixus and the line joining the bregma and the nasal point is between 47° and 60°.

**Orthiapisthius** (*orth-e-o-pis'-the-us*) [ὀρθιος, upright; ὀπισθεν, behind]. Lissauer's term for a skull in which the angle between the radius fixus and the line joining the lambda and the inion is between 84° and 95°.

**Orthiapisthocranium** (*orth-e-o-pis-tho-kra'-ne-us*) [ὀρθιος, upright; ὀπισθεν, behind; κρανίον, skull]. Lissauer's term for a skull in which the angle formed be-

tween the radius fixus and the line joining the lambda and the opisthion is between 107° and 119°.

**Orthioprosopus** (*orth-e-o-pros-o'-pus*) [ὀρθιος, upright; πρόσωπον, face]. Lissauer's term for a skull in which the angle formed between the radius fixus and the line joining the nasion and the alveolar point is between 89.4° and 100°.

**Orthiopylus** (*orth-e-op'-il-us*) [ὀρθιος, upright; πύλη, gate]. Lissauer's term for a skull in which the angle formed between the radius fixus and the line joining the middle point of the anterior margin of the foramen magnum and the middle point of the posterior margin of the foramen magnum is between 15.5° and 24°.

**Orthiorrhinus** (*orth-e-or-i'-nus*) [ὀρθιος, upright; ρίς, nose]. Lissauer's term for a skull in which the angle formed between the radius fixus and the line joining the nasion and the subnasal point is between 87.5° and 98°.

**Orthiuraniscus** (*orth-e-u-ran-is'-kus*) [ὀρθιος, upright; οὐρανίσκος, canopy]. Lissauer's term for a skull in which the angle formed between the radius fixus and a line joining the posterior border of the incisor foramen and the alveolar point is between 40° and 60°.

**Ortho-** (*or'-tho-*) [ὀρθός, right, straight]. A prefix denoting right, straight, normal, or true. In chemistry the prefix indicates the normal compound; among derivatives of the benzol ring it refers to those formed by the substitution of two adjacent hydrogen atoms.

**Orthocelic** (*or-tho-se'-lik*) [ὀρθός, straight; κοιλία, belly]. In biology, applied to birds that have the eight intestinal folds close to and parallel with each other (*Tubinares*, *Steganopodes* and *Erodii*), as distinguished from the *Cyclocelic* (*Pelargi*, *Raptores* and *Laridae*).

**Orthocelous** (*or-tho-se'-lus*) [ὀρθός, straight; κοιλία, cavity]. Having the intestinal canal straight.

**Orthocephalic** (*or-tho-sef'-al'-ik*) [ὀρθός, straight; κεφαλή, head]. Pertaining to orthocephaly.

**Orthocephalism** (*or-tho-sef'-al-izm*). Synonym of *Orthocephaly*.

**Orthocephalous** (*or-tho-sef'-al-us*) [ὀρθός, straight; κεφαλή, head]. Having a straight head or face.

**Orthocephaly** (*or-tho-sef'-al-e*) [ὀρθός, straight; κεφαλή, head]. The condition of having a skull with a vertical index of from 70.1° to 75°.

**Orthochorea** (*or-tho-ko-re'-ah*) [ὀρθός, straight; χορεία, dance]. Choreic movements in the erect posture.

**Orthochromatic** (*or-tho-kro-mat'-ik*) [ὀρθός, straight; χρώμα, color]. A term used in photography to denote correctness in the rendering of colors.

**Orthocolon** (*or-tho-ko'-lon*) [ὀρθός, straight; κῶλον, limb]. Straightness of a limb from tonic muscular spasm.

**Ortho-cresol** (*or-tho-kre'-sol*) [ὀρθός, straight; κρέας, flesh; oleum, oil], C<sub>6</sub>H<sub>5</sub>O. One of the forms of cresol, *g. v.* It occurs in small amounts in urine.

**Orthocyllosis** (*or-tho-sil'-o'-sis*) [ὀρθός, straight; κύλιωσις, crippling]. Ankylosis of a limb in the straight position.

**Orthodactylous** (*or-tho-dak'-til-us*) [ὀρθός, straight; δακτύλος, a finger]. In biology, having straight digits.

**Orthodolichocephalous** (*or-tho-do-lik-o-sef'-al-us*) [ὀρθός, straight; δολιχός, long; κεφαλή, head]. Having a long and straight head; having a vertical index between 70.1° and 75°, and a transverso-vertical index between 70° and 74.9°.

**Orthodontia** (*or-tho-don'-she-ah*) [ὀρθός, straight; ὀδόν, tooth]. The correction of irregularities of the teeth.

**Orthodontosy** (*or-tho-don'-to-se*) [ὀρθός, straight;



ὀδούς, a tooth]. That division of dentistry concerned in the straightening of irregular teeth.

**Orthogamy** (*or-thog'-am-e*) [ὀρθός, straight; γάμος, marriage]. In biology, direct fertilization without any mediate agency.

**Orthognampsia** (*or-thog-namp'-se-ah*) [ὀρθός, straight; γνάμπτειν, to bend]. A bending of the body at the hips.

**Orthognathic** (*or-thog-na'-thik*). Same as *Orthognathous*.

**Orthognathism** (*or-thog'-na-thizm*) [ὀρθός, straight; γνάθος, jaw]. The quality of being orthognathous, or of having jaws with little or no forward projection.

**Orthognathous** (*or-thog'-na-thus*) [ὀρθός, straight; γνάθος, the jaw]. In biology, straight-jawed; a facial profile having a gnathic angle of from 83° to 90°; also called *Mesognathous*. See *Index*.

**Orthognathy** (*or-thog'-na-the*). See *Orthognathism*.

**Orthogonal** (*or-tho-go'-ne-al*) [ὀρθός, straight; γωνία, an angle]. Right-angled. **O. Cancelli**, those cancelli in bone-tissue in which there are two sets of bony structure applied at right angles to each other.

**Orthomesocephalous** (*or-tho-mez-o-sef'-al-us*) [ὀρθός, straight; μέσος, middle; κεφαλή, the head]. In craniometry, a term applied to a skull with a transverso-vertical index between 75.1° and 79.9°, and a vertical index between 70.1° and 75°.

**Orthometer** (*or-thom'-et-er*) [ὀρθός, straight; μέτρον, measure]. An instrument for measuring the relative degree of protrusion of the eyes.

**Orthomorphia** (*or-tho-mor'-fe-ah*) [ὀρθός, straight; μορφή, form]. The correction of abnormalism of shape or form by surgical procedure.

**Orthomorphic** (*or-tho-mor'-fik*). Same as *Orthopedic*.

**Orthomorphosis** (*or-tho-mor'-fo'-sis*). Same as *Orthomorphia*.

**Orthomorphotic** (*or-tho-mor-fo'-tik*) [ὀρθός, straight; μορφή, form]. Pertaining to orthomorphosis.

**Orthopedia** (*or-tho-pe'-de-ah*) [ὀρθός, straight; παῖς, child]. The surgical and mechanical correction of the deformities of children, and of deformities in general; orthomorphia.

**Orthopedic** (*or-tho-pe'-dik*) [ὀρθός, straight; παῖς, child]. Pertaining to orthopedia; intended to correct deformities, congenital or acquired. **O. Surgery**, the branch of surgery devoted to orthopedia.

**Orthopedics** (*or-tho-pe'-diks*). See *Orthopedic Surgery*.

**Orthopedist** (*or-tho-pe'-dist*) [ὀρθός, straight; παῖς, child]. One who practises orthopedic surgery.

**Orthopedy** (*or'-tho-pe-de*). See *Orthopedia*.

**Orthophonia** (*or-tho-fo'-ne-ah*) [ὀρθός, straight; φωνή, voice]. Having a normal voice.

**Orthophony** (*or-thoff'-o-ne*) [ὀρθός, straight; φωνή, voice]. The treatment and correction of defects of the voice.

**Orthophoria** (*or-tho-fo'-re-ah*) [ὀρθός, straight; φόρος, a tending]. A tending of the visual lines in parallelism.

**Orthophosphoric Acid** (*or-tho-fos-for'-ik*). See *Acid*.

**Orthophrenia** (*or-tho-fre'-ne-ah*) [ὀρθός, straight; φρήν, mind]. Sanity; the correction or cure of insanity.

**Orthophrenic** (*or-tho-fren'-ik*) [ὀρθός, straight; φρήν, the mind]. Pertaining to *Orthophrenia*.

**Orthophrenismus** (*or-tho-fren-is'-mus*). Same as *Orthophrenia*.

**Orthophreny** (*or'-tho-fren-e*). Synonym of *Orthophrenia*.

**Orthophthalmic** (*or-thoff-thal'-mik*) [ὀρθός, straight; ὀφθαλμός, the eye]. Relating to the correction of strabismus.

**Orthopnea** (*or-thop-ne'-ah*) [ὀρθός, straight; πνοή, breathing]. A condition marked by quick and labored breathing, in which the patient finds relief

only by maintaining an upright position. **O. card-iaca**. Synonym of *Angina pectoris*. **O. clangosa**. Synonym of *Whooping-cough*. **O. cynanchica**. Synonym of *Croup*. **O. tussiculosa**. Synonym of *Whooping-cough*.

**Orthopneic** (*or-thop-ne'-ik*) [ὀρθός, straight; πνοή, breathing]. Characterized by orthopnea.

**Orthopnic** (*or-thop'-nik*) [ὀρθός, straight; πνεῖν, to breathe]. One affected with orthopnea.

**Orthopraxis, Orthopraxy** (*or-tho-praks'-is, or'-tho-praks-e*) [ὀρθός, straight; πράξις, doing]. The correction of deformities of the body.

**Orthopterous** (*or-thop'-ter-us*) [ὀρθός, straight; πτερόν, wing]. In biology, straight-winged; having wings that lie straight when folded, *e. g.*, grasshoppers.

**Orthoptic** (*or-thop'-tik*) [ὀρθός, correct; ὀπτικώς, seeing]. Pertaining to normal binocular vision. **O. Training**, a method of correcting the monocular or defective vision of those having strabismus or muscular insufficiency, by stereoscopic and other ocular exercises of a gymnastic kind. See *Dyerism*.

**Orthopygium** (*or-tho-pij'-e-um*) [ὀρθός, straight; πυγή, the rump]. Synonym of *Coccyx*.

**Orthoscope** (*or'-tho-skop*) [ὀρθός, straight; σκοπεῖν, to see]. 1. An instrument for examination of the eye through a layer of water, whereby the curvature, and hence the refraction of the cornea is neutralized and the cornea acts as a plane medium. 2. An instrument for use in drawing the projections of skulls.

**Orthoscopic** (*or-tho-skop'-ik*) [ὀρθός, straight; σκοπεῖν, to see]. 1. Pertaining to an orthoscope or to orthoscopy. 2. Applied to lenses cut from the periphery of a large lens in such a manner as to act as if decentered. 3. Having normal vision. **O. Ocular**. See *Ocular*.

**Orthoscopy** (*or-thos'-ko-pe*) [ὀρθός, straight; σκοπεῖν, to see]. The examination of the eye by the orthoscope; also, the microscopic examination of objects in such a way that they appear as flat bodies without relief; the absence of spheric aberration in the appearance of an object seen through a lens or microscope.

**Orthosiphon** (*or-tho-sif'-fon*) [ὀρθός, straight; σίφων, a tube]. A genus of cœmoideaceous plants. **O. stamineus**, Java tea; a labiate plant of the E. Indies. Its aqueous extract, an infusion of the plant, and a syrup have been employed. It is a safe and efficient remedy in diseases of the bladder. Unof.

**Orthosis** (*or-tho'-sis*) [ὀρθωσις, a making straight]. The process of straightening a distorted part.

**Orthospermous** (*or-tho-sper'-mus*) [ὀρθός, straight; σπέρμα, seed]. In biology, having straight seeds.

**Orthostichy** (*or'-tho-stik-e*) [ὀρθός, straight; στίχος, a row or line]. In biology, a vertical rank, as leaves on a stem.

**Orthostomatous** (*or-tho-sto'-mat-us*) [ὀρθός, straight; στόμα, a mouth]. In biology, having a straight mouth.

**Orthosyne** (*or-thos'-in-e*) [ὀρθωσινῃ]. Erectility.

**Orthotast** (*or'-tho-tast*) [ὀρθός, straight; τάσσειν, to arrange]. An apparatus for straightening curvatures of long bones. It has also been used as a tourniquet.

**Orthoter** (*or-thot'-er*). Synonym of *Orthopedist*.

**Orthoterion, Orthoterium** (*or-tho-te'-re-on, or-tho-te'-re-um*) [ὀρθός, straight]. An apparatus for straightening curved limbs.

**Orthotonos, Orthotonus** (*or-thot'-o-nos, or-thot'-o-nus*) [ὀρθός, straight; τόνος, tension]. Tetanic cramp in which the body lies rigid and straight.

**Orthotropical** (*or-thot'-ro-pal*). Same as *Orthotropous*.

**Orthotrophy** (*or-thot'-ro-fe*) [ὀρθός, straight; τροφή, nourishment]. Correct or normal nourishment; the normal process of nutrition.

- Orthotropic** (*or-tho-trop'ik*) [ὀρθός, straight; τρέπειν, to turn]. In biology, pertaining to, or exhibiting orthotropism.
- Orthotropism** (*or-thot'-ro-pizm*) [ὀρθός, straight; τρέπειν, to turn]. In biology, vertical, upward, or downward growth.
- Orthotropic** (*or-thot'-ro-pus*) [ὀρθός, straight; τρέπειν, to turn]. In biology, applied to straight, symmetric seeds in which the chalaza is at the base and the micropyle at the apex.
- Orthysteroptoma** (*or-this-ter-op'-to-mah*) [ὀρθός, straight; ὑστέρα, womb; πτώμα, fall]. Prolapse of the uterus without inversion.
- Orticaria** (*or-tik-a'-re-ah*). Same as *Urticaria*.
- Oryctographic** (*or-ik-to-graf'-ik*) [ὀρυκτός, dug out; γράφειν, to write]. Pertaining to oryctography.
- Oryctography** (*or-ik-tog'-ra-fe*) [ὀρυκτός, dug out; γράφειν, to write]. A description of minerals or of fossils.
- Oryctologic** (*or-ik-to-loj'ik*) [ὀρυκτός, dug out; λόγος, science]. Pertaining to oryctology.
- Oryctologist** (*or-ik-tol'-o-jist*) [ὀρυκτός, dug out; λόγος, science]. One versed in oryctology.
- Oryctology** (*or-ik-tol'-o-je*) [ὀρυκτός, dug out; λόγος, science]. The science of the nature and character of minerals and fossils.
- Oryctozoölogic** (*or-ik-to-zo-o-loj'-ik*) [ὀρυκτός, fossil; ζῶον, an animal]. Same as *Paleontologic*.
- Oryctozoölogy** (*or-ik-to-zo-o-l'-o-je*) [ὀρυκτός, fossil; ζῶον, an animal; λόγος, science]. The same as *Paleontology*.
- Oryza** (*o-ri'-zah*) [ὀρυζα, rice]. The common rice-plant, *O. sativa*, belonging to the grass family. Its seed consists mainly of starch, and is one of the most nutritious of the various grains. Also, in pathology, the fecal discharges of cholera, which closely resemble rice-water.
- Os** [L.: gen., *Oris*; pl., *Ora*]. The mouth. **O. externum**, the external opening or entrance to the womb. **O. internum**, the internal orifice of the womb. **O. tincæ** ("tench's mouth"), the os uteri, or mouth of the uterus. **O. uteri**. Same as *O. internum*.
- Os** [L.: gen., *Ossis*; pl., *Ossa*]. A bone. See *Bone*. **O. innominatum**. See *Bones*, *Table of*. **O. magnum**. See *Bones*, *Table of*.
- Osanore, or Ozanore, Teeth** (*oz'-an-or*) [*os*, bone]. A name given by Mr. William Rogers to artificial teeth constructed from the ivory of the tooth of the hippopotamus, and, as he says, submitted to the action of some peculiar chemic agent, by which the pores of the ivory become filled with a siliceous substance.
- Osazone** (*o'-zah-zōn*) [*ose*, systematic termination for members of the starch and sugar-group; *az*, a syllable indicative of nitrogen; *one*, the systematic termination of certain derivatives of the sugar-group]. A compound formed when solutions of sugars are warmed for some time with a solution of phenylhydrazin ( $C_6H_5NHNH_2$ ) and dilute acetic acid. They separate either in the amorphous or crystalline state. An intermediate product called a hydrazone is first formed. Each sugar forms a special osazone, lactose, for example, forming phenyl-lactosazone.
- Oschea** (*os'-ke-ah*). Synonym of *Scrotum*.
- Oscheal** (*os'-ke-al*) [ὄσχεον, scrotum]. Pertaining to the scrotum.
- Oscheitis** (*os-ke-i'-tis*) [ὄσχεον, scrotum; ιτις, inflammation]. Inflammation of the scrotum.
- Oschelephantiasis** (*osk-el-e-fan-ti'-as-is*) [ὄσχεον, scrotum; ἑλεφαντίασις, elephantiasis]. Elephantiasis of the scrotum.
- Oschematedema, Oschemedema** (*os-kem-at-e-de'-mah, os-kem-e-de'-mah*) [ὄσχεον, scrotum; αἷμα, blood; οἰδημα, edema]. Effusion of blood into the scrotum; hematoma of the scrotum.
- Oscheocarcinoma** (*os-ke-o-kar-sin-o'-mah*) [ὄσχεον, scrotum; καρκίνωμα, carcinoma; pl., *Oscheocarcinomata*]. Carcinoma of the scrotum.
- Oscheocele** (*os'-ke-o-sel*) [ὄσχεον, scrotum; κήλη, hernia]. Scrotal hernia.
- Oscheochalasis** (*os-ke-o-kal-a'-sis*) [ὄσχεον, scrotum; χάλασις, loosening]. Hypertrophy of the connective tissue of the scrotum; also, pendulous scrotum.
- Oscheohydrocele** (*os-ke-o-hi'-dro-sel*) [ὄσχεον, scrotum; ὕδωρ, water; κήλη, tumor]. A hydrocele occupying an old hernial sac in the scrotum, after the cure of the hernia.
- Oscheolith** (*os'-ke-o-lith*) [ὄσχεον, scrotum; λίθος, stone]. Scrotal calculus.
- Oscheon** (*os'-ke-on*) [ὄσχεον, scrotum]. The scrotum.
- Oscheoncus** (*os-ke-on'-kus*) [ὄσχεον, scrotum; ὄγκος, swelling]. A swelling or tumor of the scrotum.
- Oscheonyssis** (*os-ke-on-is'-is*) [ὄσχεον, scrotum; ὕσσειν, to puncture]. Paracentesis of the scrotum.
- Oscheophlogosis** (*os-ke-o-flo-go'-sis*) [ὄσχεον, scrotum; φλόγωσις, inflammation]. Same as *Oscheitis*.
- Oscheoplastic** (*os-ke-o-plas'-tik*) [ὄσχεον, scrotum; πλάσσειν, to form]. Pertaining to plastic operations upon the scrotum.
- Oscheoplasty** (*os'-ke-o-plas-te*) [ὄσχεον, scrotum; πλάσσειν, to form]. Oscheoplastic surgery; plastic surgery of the scrotum.
- Oscheopyedema** (*os-ke-o-pi-e-de'-mah*) [ὄσχεον, scrotum; πῖον, pus; οἰδημα, edema]. Purulent edema of the scrotum.
- Oschitis** (*os-k'i'-tis*). See *Oscheitis*.
- Oschocarcinoma** (*os-ko-kar-sin-o'-mah*). Synonym of *Oscheocarcinoma*.
- Oschuredema** (*os-ku-re-de'-mah*) [ὄσχεον, scrotum; οἶρον, urine; οἰδημα, edema]. Extravasation of urine into the scrotum.
- Oschyredema** (*osk-hi-dre-de'-mah*) [ὄσχεον, scrotum; ὕδωρ, water; οἰδημα, edema]. Edema of the scrotum.
- Oscillation** (*os-il-a'-shun*) [*oscillatio*; *oscillare*, to sway to and fro]. A swinging or vibration. Also, any tremulous motion. See *Hippus*. **O., Consecutive**. Same as *Phenomena of Transfer*.
- Oscitancy** (*os'-it-an-se*) [*oscitare*, to yawn]. The disposition to yawn; drowsiness.
- Oscitant** (*os'-it-ant*) [*oscitare*, to yawn]. Yawning.
- O. Fever**, fever accompanied by much yawning.
- Oscitation** (*os-it-a'-shun*) [*oscitatio*; *oscitare*, to yawn]. The act of yawning or gaping.
- Osculant** (*os'-ku-lant*) [*osculari*, to kiss]. In biology, closely connected.
- Oscularis** (*os-ku-la'-ris*) [*oscularis*, kissing]. The kissing-muscle, or orbicularis oris. See *Muscles*, *Table of*.
- Osculation** (*os-ku-la'-shun*) [*osculation*; *osculari*, to kiss]. The union or anastomosis of vessels or lymph-channels by their mouths. Also, the act of kissing.
- Oscule** (*os'-kül*) [*osculum*, a little mouth, dim. of *os*, mouth]. Same as *Osculum*.
- Osculum** (*os'-ku-lum*) [a little mouth; pl., *Oscula*]. A small aperture. In biology: (a) the mouth or exhalant aperture of a sponge, either "scattered," "excurrent" or "cloacal." Cf. *Pseudoproct*; (b) one of the bothria or fossettes of the head of a platode worm; (c) the opening into the pituitary body.
- ose** (*-ōz*) [*-osus*]. A suffix signifying full of. Also, the systematic termination for the members of the starch and sugar group.
- Oser's Oak-red**. See *Oak-bark*.
- osis** (*o'-sis*). A suffix signifying the progress or condition of.
- Osite** (*os'-it*) [*os*, a bone]. The name applied by Leidy



to a form of guano made up largely of the altered bones of marine animals.

**Osler's Method.** A method of studying blood-plaques; a drop of osmic acid is placed on the cleansed finger, which is then pricked and the drop transferred to a slide. **O's Phenomenon**, the aggregation of hematoblasts occurring immediately in blood drawn from the body.

**Osmate** (*oz'-māt*) [ὄσμή, smell]. A salt of osmic acid. **Osmatic** (*oz-mat'-ik*) [ὄσμή, smell]. Characterized by a keen sense of smell; having a highly developed rhinencephalon.

**Osmazome** (*oz'-maz-ōm*) [ὄσμή, smell; ζωμός, soup]. A brownish-yellow substance developed by heat in muscular fibers, and imparting to cooked meats their peculiar flavor. [Old.]

**Osmesis** (*oz-me'-sis*) [ὄσμησις, a smelling]. The act of smelling.

**Osmeterium** (*oz-me-te'-re-um*) [ὄσμή, odor; τήριον, a suffix: *pl.*, *Osmeteria*]. In zoology, an organ producing scent or odor, especially in the larvæ of certain lepidoptera.

**Osmiamic Acid** (*oz-me-am'-ik*) [ὄσμή, smell; ammonia],  $H_2O_5N_2O_3$ . A compound of ammonia and osmium tetroxide.

**Osmiate** (*oz'-me-āt*). Synonym of *Osmate*.

**Osmic** (*oz'-mik*) [ὄσμή, smell]. Pertaining to or obtained from osmium. **O. Acid**. Osmic acid is used as a fixing and staining agent; it stains fat black. See *Acid*, and *Stains*, *Table of*.

**Osmidrosis** (*oz-mid-ro'-sis*) [ὄσμή, smell; ἰδρωσις, sweat]. The secretion of a malodorous perspiration; bromidrosis, *q. v.*

**Osmious** (*oz'-me-us*) [ὄσμή, smell]. Containing osmium as a dyad or tetrad element.

**Osmium** (*oz'-me-um*) [ὄσμή, smell]. The heaviest of the known metals (symbol Os, sp. gr. 22.48, at. wt. 190.08); the basis of osmic acid. See *Elements*, *Table of*.

**Osmodysporia** (*oz-mo-dis-fo'-re-ah*) [ὄσμή, smell; δυσ-, ill; φέρειν, to bear]. Intolerance of certain odors.

**Osmogene** (*oz'-mo-jen*) [ὠμός, pushing; γενής, producing]. A laboratory apparatus employed in effecting osmosis.

**Osmograph** (*oz'-mo-graf*) [ὠμός, an impulse; γράφειν, to write]. An apparatus for registering the changes in the level of the liquid in an endosmometer.

**Osmology** (*oz-mol'-o-je*). Synonym of *Osphresiology*.

**Osmometer** (*oz-mom'-et-er*) [ὄσμή, smell; μέτρον, measure]. An instrument for testing the sense of smell.

**Osmometric** (*oz-mo-met'-rik*) [ὄσμή, smell; μέτρον, a measure]. Pertaining to osmometry.

**Osmometry** (*oz-mom'-et-re*) [ὄσμή, smell; μέτρον, measure]. The estimation of the acuteness of the sense of smell.

**Osmonosology** (*oz-mo-nos-ol'-o-je*) [ὄσμή, smell; νόσος, disease; λόγος, science]. The science of the diseases affecting the sense of smell.

**Osmonosus** (*oz-mon'-o-sus*) [ὄσμή, odor; νόσος, disease]. Disease of the sense of smell.

**Osmose** (*oz'-mōs*), **Osmosis** (*oz-mo'-sis*) [ὠμός, impulse]. That property by which liquids and crystalline substances in solution pass through porous septa; endosmosis and exosmosis.

**Osmotic** (*oz-mot'-ik*) [ὠμός, impulse]. Pertaining to osmosis. **O. Equivalent**, "that figure that indicates the weight of water which replaces by osmosis one part by weight of the substance subjected to the process." **O. Pressure**, the pressure exerted by the particles of compounds when dissolved, directly ex-

pressed or shown by osmotic phenomena. It is equal to that which would be exerted by an equal amount of the substance if it were converted into gas and occupied the same volume at the same temperature as the solution.

**Osmunda** (*os-mun'-dah*) [L.]. A genus of ferns. **O. regalis** (osmund, royal-fern, flowering-fern, buckhorn) is tonic, astringent, and demulcent, and is vaunted as a cure for rickets. Unof.

**Osphradium** (*os-fra'-de-um*) [ὀσφράδιον, an olfactory; dim. of ὀσφρα, smell: *pl.*, *Osphradia*]. In biology, a special sense-organ in molluscs, supposed to be olfactory in function.

**Osphrasia** (*os-fra'-ze-ah*). Synonym of *Osphresis*.

**Osphresiology** (*os-fre-ze-o-loy'-ik*) [ὀσφρησις, smell; λόγος, science]. Pertaining to osphresiology, or to smell.

**Osphresiology** (*os-fre-ze-ol'-o-je*) [ὀσφρησις, smell; λόγος, science]. The science of the sense of smell and its organs; also of odors and perfumes.

**Osphresis** (*os-fre'-sis*) [ὀσφρησις, smell]. The sense of smell; olfaction.

**Osphretic** (*os-fret'-ik*) [ὀσφρητικός, capable of smelling]. Same as *Olfactory*.

**Osphristics** (*os-frist'-tik*) [ὀσφρησις, the sense of smell]. The science of the phenomena of olfaction.

**Osphus** (*os'-fus*) [ὀσφύς, loin]. Loin.

**Osphyalgema** (*os-fi-al-je'-mah*). Synonym of *Osphyalgia*.

**Osphyalgia** (*os-fi-al'-je-ah*) [ὀσφύς, loin; ἄλγος, pain]. Sciatica. Also, any pain in the hips or loins.

**Osphyarthritis** (*os-fi-arth-ri'-tis*). Synonym of *Coxitis*.

**Osphyarthrocace** (*os-fi-arth-rok'-as-e*) [ὀσφύς, the loin; ἄρθρον, a joint; κακός, evil]. Synonym of *Coxitis* or *Morbus coxarius*.

**Osphyitis** (*os-fi'-tis*) [ὀσφύς, loin; ιτις, inflammation]. Lumbar inflammation; coxitis.

**Osphyomyelitis** (*os-fi-o-mi-el-i'-tis*) [ὀσφύς, loin; μυελός, marrow; ιτις, inflammation]. Myelitis of the lumbar portion of the spinal cord. See *Ischiomyelitis*.

**Osphyrrheuma** (*os-fi-ru'-mah*) [ὀσφύς, loin; ῥεύμα, rheum]. Rheumatism of the loins or the hip-joint.

**Ossa** (*os'-ah*) [L., *pl.* of *os*, a bone]. Bones. **O. innominata**, the irregular bones forming the sides and anterior wall of the pelvis. **O. lata**, the broad or flat bones composing the walls of cavities, as the bones of the cranium, in distinction from *O. longa*, the long bones, as those of the limbs. **O. triquetra**. See *Wormian Bones* and *Triquetrum*. **O. wormiana**, See *Wormian Bones*.

**Ossature** (*os'-at-ūr*) [*os*, a bone]. The arrangement of the bones of the body.

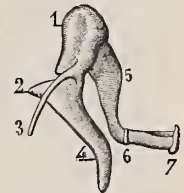
**Ossein** (*os'-e-in*) [*os*, a bone]. A combination of proteids, mainly collagen and an albuminoid, composing the organic structure of bone; it is called also *ostein* and *bone-cartilage*.

**Osselet** (*os'-el-et*) [dim. of *os*, a bone]. A small bone; also a hard nodule on the inner aspect of the horse's knee.

**Osseous** (*os'-e-us*) [*osseus*; *os*, bone]. Bony; composed of or resembling bone.

**Ossicle** (*os'-ik-l*) [*ossiculum*, dim. of *os*, a bone]. In biology, a small bone, or in invertebrates a calcareous, bone-like structure.

**O., Auditory**, a chain of small bones found for the most part in the tympanic cavity of vertebrates.



AUDITORY OSSICLES.

1. Head of malleus.
2. Processus brevis.
3. Processus gracilis.
4. Manubrium.
5. Long process of incus.
6. Articulation between incus and stapes.
7. Stapes.

- Ossicula** (*os-ik'-u-lah*) [L.]. Plural of *Ossiculum*.  
**O. auditus**. See *Ossicle*.
- Ossicular** (*os-ik'-u-lar*) [*ossiculum*, a small bone]. Resembling small bones.
- Ossiculate** (*os-ik'-u-lât*) [*ossiculum*, a small bone]. Provided with ossicles.
- Ossicule** (*os'-ik-tîl*). Same as *Ossicle*.
- Ossiculum** (*os-ik'-u-lum*). Synonym of *Ossicle*.
- Ossiculus** (*os-ik'-u-lus*) [masc. dim. of *os*, a bone]. Same as *Pyrene*.
- Ossiferous** (*os-if'-er-us*) [*os*, a bone; *ferre*, to bear]. Bearing or producing bone-tissue.
- Ossific** (*os-if'-ik*) [*os*, bone; *facere*, to make]. Producing bone.
- Ossification** (*os-if-ik-a'-shun*) [*os*, a bone; *facere*, to make]. The formation of bone; also a bony formation.
- Ossified** (*os'-if-id*) [*os*, bone; *facere*, to make]. Transformed into bone.
- Ossifluent** (*os-if'-lu-ent*) [*os*, *ossis*, a bone; *fluere*, to flow]. Breaking down and softening the bony tissue; as an ossifluent abscess.
- Ossiform** (*os'-if-orm*) [*os*, a bone; *forma*, form]. Bone-like.
- Ossifying** (*os'-if-i-ing*) [*os*, bone; *facere*, to make]. Change into bone. **O. Chondroma**, a chondroma which is changing into hard tissue resembling bone.
- O. Myositis**, inflammation of muscle, attended with, or followed by, the deposition of hard, bone-like masses.
- Ossin** (*os'-in*) [*os*, a bone]. An extract made from bone-tissue, and used in organotherapy, *q. v.*
- Ossiterra** (*os-it-er'-ah*) [*os*, bone; *terra*, earth]. The chalk-like substance, composing about two-thirds by weight of adult bone; it is called also bone-earth. The other third consists of bone-cartilage or ossein.
- Ossivorous** (*os-iv'-o-rus*) [*os*, a bone; *vorare*, to devour]. In biology, feeding upon bones.
- Ostæmia** (*os-te'-me-ah*). See *Ostemia*.
- Ostagra** (*os-ta'-grah*) [*ostéon*, bone; *ἄγρα*, seizure]. A bone-forceps.
- Ostalga** (*os-tal'-je-ah*) [*ostéon*, bone; *ἄλγος*, pain]. Pain in a bone.
- Ostarium** (*os-ta'-re-um*). Synonym of *Ossicle*.
- Ostarthritis** (*ost-ar-thri'-tis*). See *Osteoarthritis*.
- Osteal** (*os'-te-al*) [*ostéon*, bone]. Osseous, bony; pertaining to bone.
- Ostealgia** (*os-te-al'-je-ah*). See *Ostalga*.
- Osteallosis** (*os-te-al-e'-o-sis*) [*ostéon*, bone; *ἀλλοίωσις*, alteration]. A metamorphosis of the substance of bone, as exemplified in osteosarcoma.
- Osteameba** (*os-te-am-e'-bah*) [*ostéon*, bone; *amaba*, a rhizopod, from *ἄμοιβή*, change]. In biology, a bone-cell or osteoblast regarded as an organism. Cf. *Neurameba*, *Amyameba*.
- Osteanagenesis** (*os-te-an-aj-en'-es-is*) [*ostéon*, bone; *ἀναγεννᾶν*, to regenerate]. The regeneration of bone.
- Osteanaphysis** (*os-te-an-af'-is-is*) [*ostéon*, bone; *ἀναφύειν*, to reproduce]. The reproduction of bone-tissue. Synonym of *Osteanagenesis*.
- Ostearthroce** (*os-te-ar-throk'-as-e*) [*ostéon*, bone; *ἄρθρον*, joint; *κακός*, bad]. Malignant caries of the bones of a joint.
- Osteauxe** (*os-te-awks'-e*) [*ostéon*, bone; *αὔξη*, growth]. Abnormal enlargement of a bone.
- Osteche** (*os-tek'-e*). Synonym of *Ostechema*.
- Ostechema** (*os-tek'-e'-mah*) [*ostéon*, bone; *ἥχημα*, sound]. The sound produced on percussing the frontal bone.
- Ostectomy** (*os-tekt'-to-pe*) [*ostéon*, bone; *ἐκτομή*, displaced]. Displacement of bone.
- Osteectomy** (*os-te-ek'-to-me*) [*ostéon*, bone; *ἐκτομή*, excision]. Excision of a portion of bony tissue.
- Osteide** (*os'-te-id*) [*ostéon*, bone]. A small bony mass sometimes found in the pulp-cavity of a tooth.
- Ostein** (*os'-te-in*) [*ostéon*, bone]. 1. The organic constituent of bone; ossein. 2. Less frequently, the mineral part of bony substance.
- Osteitic** (*os-te-it'-ik*) [*ostéon*, bone; *ιτις*, inflammation]. Pertaining to osteitis.
- Osteitis** (*os-te-it'-tis*) [*ostéon*, bone; *ιτις*, inflammation]. Inflammation of bone. **O. carnosia**, inflammation of bone, attended with the presence of an excess of fungous granulations. **O., Condensing**. See *Osteosclerosis*. **O. deformans**, the bones yielding to pressure and becoming distorted. **O., Gummatus**, a chronic form due to syphilis and characterized by the formation of gummata in the cancellous tissue of the epiphysis, in the shaft of the bone, or in the periosteum. **O., Ossifying**. Synonym of *Osteosclerosis*. **O., Osteoplastic**. Synonym of *Osteosclerosis*. **O., Rarefying**. See *Osteoporosis*. **O., Suppurative**, inflammation of bone attended with suppuration.
- Ostembryon** (*os-tem'-bre-on*) [*ostéon*, bone; *ἐμβρυον*, fetus]. Synonym of *Lithopedion*.
- Ostemia** (*os-te'-me-ah*) [*ostéon*, bone; *αἷμα*, blood]. A morbid condition of bone, distinguished by its turgescence with blood.
- Ostempyesis** (*os-tem-pi-e'-sis*) [*ostéon*, bone; *ἐμπύσις*, suppuration]. Suppuration of a bone.
- Osteo-** (*os'-te-o-*) [*ostéon*, bone]. A prefix that signifies connection with or relation to bone.
- Osteoanabrosis** (*os'-te-o-an-ab-ro'-sis*) [*ostéon*, bone; *ἀνα*, up; *βρώσις*, eating]. The absorption of bone, or its destruction, as by osteoclasts.
- Osteo-aneurysm** (*os'-te-o-an'-u-rizm*) [*ostéon*, bone; *ἀνέυρησμα*, aneurysm]. Aneurysm of the arteries of a bone; a pulsating tumor of a bone.
- Osteo-arthritis** (*os'-te-o-ar-thri'-tis*) [*ostéon*, bone; *ἄρθρον*, joint; *ιτις*, inflammation]. A chronic inflammation of the bones forming a joint.
- Osteoarthropathy** (*os'-te-o-ar-throp'-ath-e*) [*ostéon*, bone; *ἄρθρον*, joint; *πάθος*, disease]. Any disease of bony articulations. **O., Hypertrophic Pulmonary**, a disease first described by Marie, characterized by a bulbous enlargement of the terminal phalanges of the fingers and toes, a thickening of the articular ends of the bones, a peculiar curvature of the nails, and an enlargement of the lower jaw. According to Marie the condition is usually associated with disease of the lungs or pleura, whence the name *osteoarthropathie pneumique hypertrophique*, and results from the absorption of toxic products from the diseased foci. The disease is not allied to akromegaly.
- Osteo-arthrotomy** (*os-te-o-ar-throt'-o-me*) [*ostéon*, bone; *ἄρθρον*, joint; *τομή*, a cutting]. Inter-articular osteotomy, as in cuneiform operations on the tarsus. See the various cuneiform operations in *Operations, Table of*.
- Osteoblast** (*os'-te-o-blast*) [*ostéon*, bone; *βλαστός*, a germ]. In biology, one of the formative cells of bone-tissue: a name proposed by Gegenbauer (1864), for the connective-tissue cells that proliferate on one side of bone-substance, in the direction of the supplanted cartilage. Their processes and finally the cells themselves become imbedded in the calcified matrix and become bone-cells. The intercellular threads of protoplasm lead to the development of the canaliculi, the cell-bodies producing the so-called lacunæ.
- Osteoblastic** (*os-te-o-blas'-tik*) [*ostéon*, bone; *βλαστός*, a germ]. Pertaining to osteoblasts, or to the formation of bone.
- Osteocampsia** (*os-te-o-kamp'-se-ah*) [*ostéon*, bone; *κάμπειν*, to bend]. Curvature of a bone without fracture, as in osteomalacia.



**Osteocancer** (*os-te-o-kan'-ser*). Synonym of *Osteocarcinoma*.

**Osteocarcinoma** (*os'-te-o-kar-sin-o'-mah*) [*ὀστέον*, bone; *καρκίνωμα*, carcinoma: *pl.*, *Osteocarcinomata*]. Carcinoma of bone; ossifying carcinoma.

**Osteocele** (*os'-te-o-sēl*) [*ὀστέον*, bone; *κῆλη*, tumor]. A bone-like substance found in old hernial sacs; also marked hardening of the testicle.

**Osteocephaloma** (*os'-te-o-sef-al-o'-mah*) [*ὀστέον*, bone; *κεφαλή*, head; *ῥυμα*, tumor: *pl.*, *Osteocephalomata*]. Encephaloma or encephaloid sarcoma of bone.

**Osteochondritis** (*os'-te-o-kon-dri'-tis*) [*ὀστέον*, bone; *χόνδρος*, cartilage; *ιτις*, inflammation]. Inflammation involving both bone and cartilage.

**Osteochondroma** (*os'-te-o-kon-dro'-mah*) [*ὀστέον*, bone; *χόνδρος*, cartilage; *ῥυμα*, tumor: *pl.*, *Osteochondromata*]. A tumor that is in part bony, and in part cartilaginous.

**Osteoclasia** (*os-te-o-klā'-ze-ah*). See *Osteoclasia*.

**Osteoclasia** (*os-te-ok'-las-is*) [*ὀστέον*, bone; *κλάειν*, to break]. 1. Fracture of bones for purposes of remedying deformity. 2. The destruction of bony tissue by osteoclasts.

**Osteoclast** (*os'-te-o-klast*) [*ὀστέον*, bone; *κλαστός*, broken]. 1. An instrument for performing osteoclasia. 2. One of the large multinucleate cells, derived from mesenchymal cells, and frequently found against the surface of bone in little eroded depressions (*Howship's lacunae*). They are concerned in the removal of bone. They are so called by Kölliker, and are named by Robin and other French histologists *Myeloplaxes* or *Myeloplaxes*.

**Osteoclastic** (*os-te-o-klas'-tik*) [*ὀστέον*, bone; *κλαστός*, broken]. Of the nature of an osteoclast; concerned in the breaking down and absorption of bone.

**Osteoclasty** (*os'-te-o-klā-ze*). See *Osteoclasia*.

**Osteocolla** (*os-te-o-kol'-ah*) [*ὀστέον*, bone; *κόλλα*, glue]. Bone-glue; inferior glue obtained from bones.

**Osteocomma** (*os-te-o-kom'-ah*) [*ὀστέον*, bone; *κόμμα*, segment: *pl.*, *Osteocommata*]. Any one of a series of bone-segments; in the adult skeleton, a vertebra is an example.

**Osteoscope** (*os'-te-o-kōp*) [*ὀστέον*, bone; *κόπος*, pain]. Bone-ache; the pain in the bones, usually felt at night, when the body is warmly covered, that characterizes syphilis.

**Osteoscopic** (*os-te-o-kop'-ik*) [*ὀστέον*, bone; *κόπος*, pain]. Resembling, or consisting of, an osteoscope; like a bone-ache.

**Osteocyst** (*os'-te-o-sist*) [*ὀστέον*, bone; *κύστις*, cyst]. A cyst with hard, bone-like contents.

**Osteocystoid** (*os-te-o-sis'-toid*) [*ὀστέον*, bone; *κύστις*, cyst; *εἶδος*, like]. Resembling an osteocyst.

**Osteocystoma** (*os-te-o-sis-to'-mah*) [*ὀστέον*, bone; *κύστις*, cyst; *ῥυμα*, tumor]. A cystic tumor of bone.

**Osteocystosarcoma** (*os'-te-o-sis'-to-sar-ko'-mah*) [*ὀστέον*, bone; *κύστις*, cyst; *σάρξ*, flesh; *ῥυμα*, tumor]. A cystosarcoma of bone.

**Osteodentinal** (*os-te-o-den'-tin-al*) [*ὀστέον*, bone; *dens*, tooth]. Made up of osteodentine.

**Osteodentine** (*os-te-o-den'-tin*) [*ὀστέον*, bone; *dens*, tooth]. A tissue of the nature of, and intermediate in structure between, bone and dentine.

**Osteodermatoplastic** (*os'-te-o-der-mat-o-plas'-tik*) [*ὀστέον*, bone; *δέρμα*, skin; *πλάσσειν*, to mold]. Pertaining to the formation of osseous tissue in dermal structures.

**Osteodermatous** (*os-te-o-der'-mat-us*) [*ὀστέον*, bone; *δέρμα*, skin]. Having an ossified integument. Pertaining to osteoderma.

**Osteoderma** (*os-te-o-der'-me-ah*) [*ὀστέον*, bone; *δέρμα*, skin]. The existence of osseous formations in the skin

or outer covering. It occurs normally in many animals, and occasionally abnormally in man.

**Osteodermous** (*os-te-o-der'-mus*). Same as *Osteodermatous*.

**Osteodiastasis** (*os-te-o-di-as'-tas-is*) [*ὀστέον*, bone; *διάστασις*, separation]. Separation of bone (as an epiphysis), without true fracture.

**Osteodynia** (*os-te-o-din'-e-ah*) [*ὀστέον*, bone; *ὀδύνη*, pain]. A chronic pain in the bone.

**Osteoepiphysis** (*os'-te-o-e-pif'-is-is*) [*ὀστέον*, bone; *ἐπίφυνσις*, epiphysis]. A bony epiphysis.

**Osteogangrene** (*os'-te-o-gang'-grēn*) [*ὀστέον*, bone; *γάγγραινα*, gangrene]. Gangrene or necrosis of bone.

**Osteogen** (*os'-te-o-jen*) [*ὀστέον*, bone; *γεννᾶν*, to produce]. The substance of which osteogenic fibers are made up.

**Osteogenesis** (*os-te-o-jen'-es-is*) [*ὀστέον*, bone; *γένεσις*, genesis]. The development and formation of bone-tissue.

**Osteogenesy** (*os-te-o-jen'-es-e*). See *Osteogenesis*.

**Osteogenetic** (*os-te-o-jen-el'-ik*) [*ὀστέον*, bone; *γεννᾶν*, to beget]. Pertaining to, or concerned in, osteogenesis. **O. Cell**, an osteoblast. **O. Fibers**, Schäfer's name for the soft and pliant bundles of faintly fibrillated, transparent fibers running out from growing spicules of bone. **O. Layer**, the deep layer of periosteum from which bone is formed.

**Osteogenic** (*os-te-o-jen'-ik*). Synonym of *Osteogenetic*.

**Osteogeny** (*os-te-o-jen'-e*). See *Osteogenesis*.

**Osteography** (*os-te-og'-ra-fe*) [*ὀστέον*, bone; *γράφειν*, to write]. Descriptive anatomy of the bones and their articulations.

**Osteohalisteresis** (*os'-te-o-hal-is-ter-e'-sis*) [*ὀστέον*, bone; *ἅλς*, salt; *στερῆναι*, to deprive]. A partial loss of the mineral constituents of bone, concomitant with curvature. See *Rachitis*.

**Osteohelcosis** (*os-te-o-hel-ko'-sis*) [*ὀστέον*, bone; *ἑλκωσις*, ulceration]. Caries of bone.

**Osteoid** (*os'-te-oid*) [*ὀστέον*, bone; *εἶδος*, like]. Resembling or having the nature of bone.

**Osteolith** (*os'-te-o-lith*) [*ὀστέον*, bone; *λίθος*, stone]. A petrified bone.

**Osteologist** (*os-te-ol'-o-jist*) [*ὀστέον*, bone; *λόγος*, science]. One versed in, or expert in, osteology.

**Osteology** (*os-te-ol'-o-je*) [*ὀστέον*, bone; *λόγος*, science]. The science of the nature and structure of the bones.

**Osteolysis** (*os-te-ol'-is-is*) [*ὀστέον*, bone; *λύσις*, dissolution]. Absorption and disappearance of bone.

**Osteolytic** (*os-te-o-lit'-ik*) [*ὀστέον*, bone; *λύσις*, dissolution]. Pertaining to, or concerned in, osteolysis.

**Osteoma** (*os-te-o'-mah*) [*ὀστέον*, bone; *ῥυμα*, tumor: *pl.*, *Osteomata*]. A bony tumor; exostosis. **O.**, Dental, dental exostosis or hypercementosis. **O. durum**, a tumor consisting of very hard, bone-like tissue. **O. eburneum**. Synonym of *O. durum*. **O. medullorum**, an osteoma formed chiefly of cancellated tissue. **O. spongiosum**. Synonym of *O. medullorum*.

**Osteomalacia** (*os-te-o-mal-a'-se-ah*) [*ὀστέον*, bone; *μαλακία*, softness]. Softening of bone from loss of its earthy constituents, occurring in adults, especially in females, and in the course of pregnancy. The true cause of the disease is not known; by some it is considered to be infectious, but this view is not proved. **O. infantum**. See *Rickets*.

**Osteomalacial**, **Osteomalacic** (*os-te-o-mal-a'-se-al*, *os-te-o-mal-a'-sik*) [*ὀστέον*, bone; *μαλακία*, softening]. Pertaining to, or affected with, osteomalacia.

**Osteomalacosis** (*os-te-o-mal-ak-o'-sis*). Synonym of *Osteomalacia*.

**Osteomalactic** (*os-te-o-mal-ak'-tik*) [*ὀστέον*, bone; *μαλακτικός*, emollient]. Pertaining to osteomalacia.

- Osteomere** (*os'-te-o-mēr*) [ὀστέον, bone; μέρος, part]. Same as *Osteocomma*.
- Osteometry** (*os-te-om'-et-re*) [ὀστέον, bone; μέτρον, measure]. The study of the proportions and measurements of the skeleton.
- Osteomiosis** (*os-te-o-mi-o'-sis*) [ὀστέον, bone; μείωσις, diminution]. Disintegration of bone.
- Osteomyelitis** (*os-te-o-mi-el-i'-tis*) [ὀστέον, bone; μυελός, marrow; ιτις, inflammation]. Inflammation of the marrow of bone. **O.**, **Conchiolin**, *Mother-of-pearl Osteomyelitis*; a plastic form of inflammation of bone caused by the presence of pearl-dust in the capillary vessels of the epiphyseal extremities of the long bones in persons employed in the manufacture of articles of pearl. **O.**, **Gummatous**, a form due to the development of gummata in the bone-marrow. **O.** **malleosa**, osteomyelitis due to the *Bacillus malleus*, or glanders-bacillus. See *Bacteria*, *Synonymatic Table of*. **O.**, **Mother-of-pearl**. See *O.*, *Conchiolin*. **O.**, **Scrofulous**, probably a chronic inflammation of the bone-marrow of tuberculous character.
- Osteomyelon**, **Osteomyelum** (*os-te-o-mi'-el-on*, *os-te-o-mi'-el-un*) [ὀστέον, bone; μυελός, marrow]. The marrow of bone.
- Osteonabrosis** (*os-te-on-ab'-ro-sis*). See *Osteonabrosis*.
- Osteonagenesis** (*os-te-on-aj-en'-es-is*). See *Osteogenesis*.
- Osteoncosis**, **Osteoncus** (*os-te-on-ko'-sis*, *os-te-on-g'-kus*) [ὀστέον, bone; ὄγκος, tumor]. A tumor of a bone. An exostosis.
- Osteonecrosis** (*os-te-o-ne-kro'-sis*) [ὀστέον, bone; νέκρωσις, death]. Necrosis, or death of bone.
- Osteoneuralgia** (*os-te-o-nu-ral'-je-ah*) [ὀστέον, bone; νευρῶν, nerve; ἄλγος, pain]. Neuralgia of bone.
- Osteonosus** (*os-te-on'-o-sus*) [ὀστέον, bone; νόσος, disease]. Disease of bone.
- Osteopalincalasis** (*os-te-o-pal-in'-klas-is*) [ὀστέον, bone; πάλιν, again; κλάσις, a breaking]. Rebreaking of a bone for the correction of deformity.
- Osteoparectania** (*os-te-o-par-ek-ta'-ne-ah*). Synonym of *Osteoparectasis*.
- Osteoparectasis** (*os-te-o-par-ek'-tas-is*) [ὀστέον, bone; παρέκτασις, a stretching out]. Abnormal lengthening of a bone; over-extension in the treatment of a fracture.
- Osteopathy** (*os-te-op'-ath-e*). Disease of bone.
- Osteopedion** (*os-te-o-pe'-de-on*). See *Lithopedion*.
- Osteoperiosteal** (*os'-te-o-per-e-os-te-al*) [ὀστέον, bone; περί, around; ὀστέον, bone]. Pertaining to bone and its overlying periosteum.
- Osteoperiosteitis** (*os'-te-o-per-e-os-te-i'-tis*). Same as *Osteoperiostitis*.
- Osteoperiostitis** (*os'-te-o-per-e-os-ti'-tis*) [ὀστέον, bone; περί, around; ὀστέον, bone; ιτις, inflammation]. Osteitis with periostitis.
- Osteophag** (*os'-te-o-fā*) [ὀστέον, bone; φαγεῖν, to eat]. A myeloplax, or osteoclastic cell.
- Osteophlebitis** (*os-te-o-φle-bi'-tis*) [ὀστέον, bone; φλέψ, vein; ιτις, inflammation]. Inflammation of the veins of a bone.
- Osteophone** (*os'-te-o-fōn*) [ὀστέον, bone; φωνή, sound]. An apparatus for the transmission of sounds through the bones of the face; it is miscalled *audiphone*.
- Osteophony** (*os-te-off'-o-ne*) [ὀστέον, bone; φωνή, sound]. The transmission of sound through bone.
- Osteophor** (*os'-te-o-for*) [ὀστέον, bone; φέρειν, to bear]. A heavy tooth-forceps for crushing bone.
- Osteophthisis** (*os-te-off'-this-is*) [ὀστέον, bone; φθίσις, a wasting]. Wasting of the bones.
- Osteophthoria** (*os-te-off-tho'-re-ah*) [ὀστέον, bone; φθορά, decay]. An old name for tuberculous affections of bones and joints.
- Osteophyma** (*os-te-o-fil'-mah*) [ὀστέον, bone; φῦμα, swelling; pl., *Osteophymata*]. Any tumor or swelling of a bone.
- Osteophyte** (*os'-te-o-fit*) [ὀστέον, bone; φυτόν, plant]. A bony outgrowth or nodosity.
- Osteophytic** (*os-te-o-fit'-ik*) [ὀστέον, bone; φυτόν, plant]. Of the nature of an osteophyte.
- Osteophyton** (*os-te-off'-et-on*) [ὀστέον, bone; φυτόν, a plant; pl., *Osteophyta*]. Same as *Osteophyte*.
- Osteoplaque** (*os'-te-o-plak*) [ὀστέον, bone; πλάξ, plate]. A layer of bone; a flat osteoma.
- Osteoplast** (*os'-te-o-plast*) [ὀστέον, bone; πλάσσειν, to form]. Same as *Osteoblast*.
- Osteoplastic** (*os-te-o-plas'-tik*) [ὀστέον, bone; πλάσσειν, to mold]. Pertaining to plastic operations upon bone; also to the natural or pathologic formation or development of bone. **O.** **Resection**, an operation in which a bone or portion of bone, cut loose from all but one of its attachments, is laid back, the underlying diseased structure removed, and the bone replaced.
- Osteoplasty** (*os'-te-o-plas-te*) [ὀστέον, bone; πλαστός, formed]. A plastic operation, as by grafting, etc., performed upon bone; plastic surgery of bone. See *Dieffenbach's*, *Fergusson's*, *Mason's*, and other operations, in *Operations*, *Table of*.
- Osteoporoma** (*os-te-o-por-o'-mah*) [ὀστέον, bone; πόρος, passage]. The changes produced by osteoporosis.
- Osteoporosis** (*os-te-o-por-o'-sis*) [ὀστέον, bone; πόρος, a pore]. A form of osteitis in which the bones become more vascular and are marked by an increase of the spaces filled with granulation-tissue or marrow-tissue, with corresponding decrease in their compactness. This is also called *Rarefying Osteitis*.
- Osteopsathyrosis** (*os-te-op-sath-ir'-o'-sis*) [ὀστέον, bone; ψαθυρός, friable]. Fragility of bones.
- Osteopyr** (*os'-te-o-pir*) [ὀστέον, bone; πῦρ, fever]. Gangrene of bone.
- Osteorrhagia** (*os-te-or-a'-je-ah*) [ὀστέον, bone; ῥηγνύναι, to burst forth]. Hemorrhage from a bone.
- Osteorrhaphy** (*os-te-or'-a-fe*) [ὀστέον, bone; ραφή, suture]. The suturing of bones.
- Osteosapria** (*os-te-o-sa'-pre-ah*) [ὀστέον, bone; σαπρός, soften]. Caries of bone.
- Osteosarcoma** (*os-te-o-sar-ko'-mah*) [ὀστέον, bone; σάρξ, flesh; ὄμα, tumor; pl., *Osteosarcomata*]. A sarcoma of bone. **O.**, **Central**, one arising in the interior of a bone. **O.**, **Infiltrated**, one infiltrating the entire bone, which becomes softened. **O.**, **Internal**. Synonym of *O.*, *Central*. **O.**, **Periosteal**, one springing from the periosteum. **O.**, **Peripheral**. Synonym of *O.*, *Periosteal*.
- Osteosarcomatous** (*os-te-o-sar-ko'-mat-us*) [ὀστέον, bone; σάρξ, flesh; ὄμα, tumor]. Of the nature of sarcoma.
- Osteosarcosis** (*os-te-o-sar-ko'-sis*) [ὀστέον, bone; σάρξ, flesh]. The conversion of bone into sarcomatous tissue.
- Osteoscirrhous** (*os-te-o-skir'-us*) [ὀστέον, bone; σκλήρροος, a hardening]. A scirrhous carcinoma of bone.
- Osteoscleroma** (*os-te-o-skle-ro'-mah*). Synonym of *Osteosclerosis*.
- Osteosclerosis** (*os-te-o-skle-ro'-sis*) [ὀστέον, bone; σκλήρρωσις, hardening]. A form of osteitis in which the bone increases in density at the expense of newly formed or pre-existing marrow-cells. It is also called *Condensing Osteitis*.
- Osteosis** (*os-te-o'-sis*) [ὀστέον, bone]. The formation of bone.
- Osteospongioma** (*os-te-o-spun-je-o'-mah*) [ὀστέον, bone; σπόγγος, sponge; ὄμα, tumor; pl., *Osteospongiomata*]. A tumor consisting of a spongy or highly cancellous growth of bony tissue.



**Osteospongiosis** (*os-te-o-spon-jē-o'-sis*). See *Osteophthoria* and *Osteospongionoma*.

**Osteosteoma** (*os-te-o-ste-at-o'-mah*) [ὀστέον, bone; στέαρ, fat; ὄμα, tumor; *pl.*, *Osteosteatomata*]. Fatty tumor, or growth, of bone.

**Osteoteleangiectasis** (*os'-te-o-tel-e-an-jē-ek'-tas-is*) [ὀστέον, bone; τέλος, end; ἀγγείον, vessel; ἐκτασις, dilatation]. Dilatation of the blood-vessels of a bone; also a telangiectatic osteosarcoma.

**Osteothrombosis** (*os'-te-o-throm-bo'-sis*) [ὀστέον, bone; θρόμβωσις, thrombosis]. Thrombosis of the veins of a bone.

**Osteotome** (*os'-te-o-tōm*) [ὀστέον, bone; τομή, a cutting]. 1. A saw, or other instrument, for cutting bone. 2. An instrument used in cutting the bones of the fetal head in embryotomy.

**Osteotomist** (*os-te-ol'-o-mist*) [ὀστέον, bone; τομή, a cutting]. One who performs osteotomy.

**Osteotomy** (*os-te-ol'-o-me*) [ὀστέον, bone; τομή, a cutting]. The cutting or division of a bone. See *Adams'*, *Barwell's*, *Gant's*, and other operations, in *Operations*, *Table of*. **O.**, **Complete**, one in which the bone is completely divided. **O.**, **Cuneiform**, an osteotomy in which a wedge of bone is removed. **O.**, **Extra-articular**, one not involving a joint. **O.**, **Incomplete**, one in which the bone is not completely divided. **O.**, **Linear**, a simple division of a bone, without removal of any part. **O.**, **Partial**. Synonym of **O.**, **Incomplete**. **O.**, **Simple**. Synonym of **O.**, **Linear**. **O.**, **Supracondylar**, one done just above the condyles of the femur.

**Osteotophus** (*os-te-ol'-o-fus*) [ὀστέον, bone; *tophus*, sandstone]. A bony outgrowth or excrescence.

**Osteotrite** (*os'-te-o-trīb*). Same as *Osteotrite*.

**Osteotrite** (*os'-te-o-trīt*) [ὀστέον, bone; τρίβειν, to rub]. A scraping-instrument for use in operations upon carious bones.

**Osteotylus** (*os-te-o-ti'-lus*) [ὀστέον, bone; τύλος, callus]. Bone-callus.

**Osteulcus** (*os-te-ul'-kus*) [ὀστεουλκός: ὀστέον, bone; ἔλκειν, to draw]. A bone-forceps.

**Osthelcus** (*ost-hel'-kus*) [ὀστέον, bone; ἔλκος, suppuration around]. Caries of bone.

**Osthistos** (*ost-his'-tos*) [ὀστέον, bone; ιστός, tissue]. Osseous tissue.

**Ostial** (*os'-te-al*) [*ostium*, a door or mouth]. Pertaining to an opening or orifice.

**Ostiole** (*os'-te-ōl*) [*ostium*, a door, mouth]. In biology, a small ostium, as the orifices in plants for the discharge of spores, pollen-grains, etc., or in insects for the emission of irritant or foul-smelling fluids.

**Ostiolum** (*os-ti'-o-lum*) [dim. of *os*, mouth]. A valve.

**Ostitis** (*os-ti'-tis*). See *Osteitis*.

**Ostium** (*os'-te-um*) [*L.*, a door; *pl.*, *Ostia*]. In biology, a mouth or mouth-like opening; specifically, one of the slits in the dorsal vessel of certain *Crustacea*. (*Branchippus*). **O.** **abdominale**, the orifice of the oviduct communicating with the peritoneal cavity. **O.** **oesophageum ventriculi**, the opening of the esophageal or cardiac orifice of the stomach. **O.**, **Gastric**, the mouth by which a radial canal in sponges opens into the paragaster. **O.** **internum**, the orifice at the beginning of the oviduct in the uterus. **O.** **pharyngeum**, the pharyngeal opening of the Eustachian tube. **O.** **tympanicum**, the tympanic opening of the Eustachian tube. **O.**, **Vaginal**, the external orifice of the vagina.

**Ostology** (*os-tol'-o-jē*). Same as *Osteology*.

**Ostoma** (*os-to'-mah*). Synonym of *Osteoma*.

**Ostosis** (*os-to'-sis*). Same as *Osteosis*.

**Ostracosis** (*os-trak-o'-sis*) [ὀστρακον, oyster-shell; νόσος, disease]. The degenerative change that sometimes

takes place in a portion of bone and causes it to resemble an oyster-shell.

**Ostrea** (*os'-tre-ah*) [ὀστρεον, oyster]. Oyster.

**Ostrein** (*os'-tre-in*) [ὀστρεον, oyster]. A nitrogenous body of uncertain composition found in the flesh of oysters.

**Ostreios** (*os-tre-i'-os*) [ὀστρεον, oyster; λός, poison]. The poison found in some oysters and mussels.

**Ostreotoxicum** (*os-tre-o-toks'-ik-um*). Synonym of *Ostreios*.

**Otacoustian, Otacoustic** (*o-tak-oo'-te-an, o-tak-oo'-tik*) [ὄς, gen. ὠτός, ear; ἀκουσις, hearing]. Pertaining to, or aiding, audition. 2. An ear-trumpet.

**Otacousticon** (*o-tak-oo'-tik-on*) [ὄς, ear; ἀκουσις, hearing]. An otacoustic, or ear-trumpet.

**Otagra** (*o-ta'-grah*). Synonym of *Otalgia*.

**Otalgia** (*o-tal'-je-ah*) [ὄς, ear; ἄλγος, pain]. Earache.

**Otalgic** (*o-tal'-jik*) [ὄς, ear; ἄλγος, pain]. Affected with, or pertaining to, otalgia.

**Otalgia** (*o-tal'-je*). Same as *Otalgia*.

**Otaphone** (*o'-taf-ōn*) [ὄς, ear; φωνή, sound]. A clamp so adjusted as to throw the external ears forward and outward, and thus assist the hearing.

**Otechos, Otechus** (*o'-tek-os, o'-tek-us*). Synonym of *Tinnitus aurium*.

**Templastrum** (*o-tem-plas'-trum*) [ὄς, ear; ἐμπλαστρον, plaster]. A plaster placed behind the ear. [Old.]

**Tenchyte** (*o'-ten-kūt*) [ὄς, ear; ἐγχύειν, to pour in]. An aural syringe.

**Othelcosis** (*o-thel-ko'-sis*) [ὄς, ear; ἔλκωσις, ulceration]. Ulceration of the ear.

**Othematoma** (*ōt-hem-at-o'-mah*) [ὄς, ear; αἷμα, blood; ὄμα, tumor; *pl.*, *Othematomata*]. Hematoma of the external ear, usually the pinna; hematoma auris. The condition is not rare in insane persons, whence its name "*insane ear*." It is probably a trophic lesion.

**Othemorrhea** (*ōt-hem-or-e'-ah*) [ὄς, ear; αἷμα, blood; ῥοία, flow]. A sanguineous discharge from the ear.

**Otheoscope** (*o'-the-o-skōp*) [ὄθειν, to part; σκοπεῖν, to view]. An instrument somewhat like a radiometer.

**Othydrops** (*o-thi'-drops*) [ὄς, ear; ὕδρωψ, dropsy]. Dropsy of the tympanic cavity.

**Othypersarcoma** (*o-thi-per-sar-ko'-mah*) [ὄς, ear; ὑπέρ, above; σάρξ, flesh; ὄμα, tumor; *pl.*, *Othypersarcomata*]. A fleshy outgrowth from the ear.

**Otiater** (*o'-te-a-ter*) [ὄς, ear; ἱατῆρ, surgeon]. An aural surgeon.

**Otiatric** (*o-te-at'-rik*) [ὄς, ear; ἱατῆρ, surgeon]. Pertaining to the treatment of diseases of the ear.

**Otiatrics** (*o-te-at'-riks*) [ὄς, ear; ἱατῆρ, surgeon]. The study of diseases of the ear and their treatment.

**Otic** (*o'-tik*) [ὠτικός, from ὄς, ear]. Pertaining to the ear. **O.** **Ganglion**. See *Ganglion*. **O.** **Vesicle**. See *Vesicle*.

**Oticodinia** (*o-tik-o-din'-e-ah*) [ὠτικός, otic; δῖνος, vertigo]. Vertigo from disease of the ear; Ménière's disease; also, labyrinthine vertigo, as a symptom of Ménière's disease.

**Oticodinosia** (*o-tik-o-din-o'-sis*). See *Oticodinia*.

**Otidium** (*o-tid'-e-um*) [ὄς, ear; *pl.*, *Otidia*]. In biology, the auditory organ or otocyst of the *Mollusca*.

**Otitis** (*o-ti'-tis*) [ὄς, ear; ιτις, inflammation]. Inflammation of the ear. **O.**, **Catarrhal**, catarrhal inflammation of the middle ear. **O.**, **Desquamative**, a proliferation and thickening of the epidermic layer of the external auditory canal and the tympanic membrane. The epithelium becomes desquamated and lies in the canal. **O.**, **Diphtheric**, a pseudo-membranous inflammation of the middle ear, sometimes also of the external canal, due to extension of diphtheria from

the throat. **O. externa**; **O. interna**; **O. media**; inflammation of the external, internal, and middle ear, respectively. **O., Furuncular**, the formation of small furuncles in the external auditory canal. **O. labyrinthica**, inflammation of the labyrinth. Its symptoms resemble those of meningitis; it is not fatal, but leads to permanent deafness. **O. mycosa**. Synonym of *O. parasitica*. **O. parasitica**, inflammation of the external or middle ear from the presence of parasites, *Myiasis aurium*. **O. phlegmonosa**, acute otitis with suppuration. **O. purulenta chronica**, chronic inflammation of the middle ear, with persistent discharge. **O., Sclerotic**, chronic catarrhal otitis media, with thickening and hardening of the tissues.

**Otiyindimba** (*o-te'-e-in-dim'-bah*) [nat. African]. A pustular dermatitis prevalent in Damaraland.

**Oto-** (*o'-to-*) [*oûs, gen., ὠτός*, ear]. A prefix signifying connection with, or relation to, the ear.

**Otoblenorrhea** (*o'-to-blen-or-e'-ah*) [*oûs, ear; βλέννα, mucus; ροία, flow*]. Any abnormal discharge of mucus from the ear.

**Otocatarrh** (*o'-to-kat-ar'*) [*oûs, ear; κατάρρος, catarrh*]. Catarrh of the ear.

**Otocell** (*o'-to-sel*) [*oûs(ῶτ-), ear; καλύα, a hut: pl., Otocelli*]. In biology, an auditory sac or cell, as in the *Hydro-medusae*.

**Otocephalus** (*o-to-sef'-al-us*) [*oûs, ear; κεφαλή, head*]. 1. A species of single autostic monsters characterized by an absence or a rudimentary condition of the lower jaw, with ill-development of the mouth, which may be merely a minute orifice, and an approach of the ears to each other, which may touch at their lower parts or even be united. It is a very rare condition in the human species, but is not infrequent among sheep. 2. A variety of the foregoing species in which there is some degree of synopsis, the maxillæ and mouth being distinct, and a proboscis wanting.

**Otocerebritis** (*o'-to-ser-e-bri'-tis*) [*oûs, ear; cerebrum, brain; ιτις, inflammation*]. Inflammation of the brain from disease of the ear.

**Otocleisis** (*o-to-kli'-sis*) [*oûs, ear; κλείσις, closure*]. Occlusion of the ear.

**Otoconia** (*o-to-ko'-ne-ah*). Plural of *Otoconium*.

**Otoconial** (*o-to-ko'-ne-al*) [*oûs, ear; κόνις, dust*]. Pertaining to, or of the nature of, otoconia.

**Otoconite** (*o-to-ko'-ne-it*). Synonym of *Otoconium*.

**Otoconium** (*o-to-ko'-ne-um*) [*oûs(ῶτ-), ear; κόνις, dust: pl., Otoconia*]. In biology, one of the gritty particles or minute otoliths from the membranous labyrinth of higher vertebrates.

**Otocrane, Otocranium** (*o'-to-krân, o-to-kra'-ne-um*) [*oûs, ear; κρανίον, skull*]. The cavity of the skull holding the organ of hearing.

**Otocranial, Otocranic** (*o-to-kra'-ne-al, o-to-kra'-nik*) [*oûs, ear; κρανίον, skull*]. Pertaining to the otocrane.

**Otocyst** (*o'-to-sist*) [*oûs, ear; κύστις, bladder*]. In biology, an auditory vesicle, otocell, or otidium in invertebrates, or an otolithic sac in vertebrates.

**Otocystic** (*o-to-sis'-tik*) [*oûs, ear; κύστις, a cyst*]. Pertaining to an otocyst.

**Otodynia** (*o-to-din'-e-ah*) [*oûs, ear; ὀδύνη, pain*]. Pain in the ear.

**Otoganglion** (*o-to-gang'-gle-on*). See *Ganglion, Otic*.

**Otoglyphis** (*o-to-glif-is*) [*oûs, ear; γλίφειν, to scrape*]. An ear-spoon.

**Otography** (*o-to-gra-fe*) [*oûs, ear; γράφειν, to write*]. The descriptive anatomy of the ear.

**Otiatry** (*o-to-i'-at-re*). Synonym of *Otiatrics*.

**Otolite** (*o'-to-lit*) [*oûs, ear; λίθος, stone*]. Same as *Otolith*.

**Otolith** (*o'-to-lith*) [*oûs, ear; λίθος, stone*]. 1. A calcareous concretion within the membranous labyrinth of the ear of fishes, in fish-like vertebrates and in the auditory vesicles of invertebrates. 2. One of the otic bones proper. An otostion.

**Otolithic, Otolithic** (*o-to-lith'-ik, o-to-lit'-ik*) [*oûs, ear; λίθος, stone*]. Pertaining to an otolith.

**Otologist** (*o-to-l'-o-jist*) [*oûs, ear; λόγος, science*]. One versed in otology; an aurist.

**Otology** (*o-to-l'-o-je*) [*oûs, ear; λόγος, science*]. The science of the ear, its anatomy, functions, diseases, and treatment.

**Otomyces** (*o-tom'-is-ēs*) [*oûs, ear; μύκης, fungus*]. A fungous growth within the ear. **O. hageni**, a fungus, with green conidia, sometimes found in the external canal of the ear. **O. purpureus**, a dark-red fungous growth in the ear.

**Otomycosis** (*o'-to-mi-ko'-sis*) [*oûs, ear; μύκης, fungus*]. The growth of fungi within the ear, or the diseased condition associated with such a condition.

**Otoncus** (*o-tong'-kus*) [*oûs, ear; ὄγκος, tumor*]. A swelling or tumor of the ear.

**Otonecrotomy** (*o'-to-nek-ro-nek'-to-me*) [*oûs, ear; νεκρός, dead; ἐκτομή, excision*]. Surgical removal of necrosed sound-conductors from the ear.

**Otoneuralgia** (*o-to-nu-ral'-je-ah*). Synonym of *Otalgia*.

**Otopathema** (*o-to-path-e'-mah*) [*oûs, ear; πάθημα, an attack of sickness*]. A disease of the ear.

**Otopathic** (*o-to-path'-ik*) [*oûs, an ear; πάθος, disease*]. Pertaining to ear-disease.

**Otopathy** (*o-top'-ath-e*) [*oûs, ear; πάθος, disease*]. Any affection of the ear.

**Otopharyngeal** (*o-to-far-in'-je-al*) [*oûs, ear; φάρυγξ, pharynx*]. Pertaining to the ear and the pharynx. **O. Tube**, the Eustachian tube.

**Otophone** (*o'-to-fōn*) [*oûs, ear; φωνή, voice*]. 1. An ear-trumpet, or other device for gathering and intensifying sound-waves. 2. An auscultating tube used in ear-diseases.

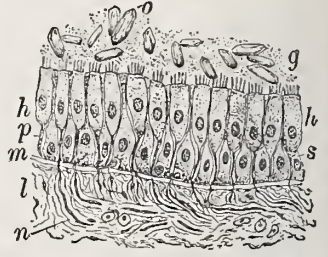
**Otophthalmic** (*o-toff-thal'-mik*) [*oûs, ear; ὀφθαλμός, eye*]. Pertaining to the ear and the eye.

**Otopiesis** (*o-to-pi'-es-is*) [*oûs, ear; πίεσις, pressure*]. Excessive pressure upon the labyrinth, with consequent deafness. Depression of the tympanic membrane by atmospheric pressure, owing to the rarefaction of the air within the tympanic cavity.

**Otoplasty** (*o-to-plas-te*) [*oûs, ear; πλάσσειν, to form*]. The operation of repairing certain lesions of the external ear by the engrafting of healthy tissue from some other part of the body; plastic surgery of the ear.

**Otoplexiometer** (*o-to-pleks-e-om'-et-er*) [*oûs, ear; πλῆξις, percussion; μέτρον, measure*]. An instrument for examining the concealed portions of the ear by percussion.

**Otoporpa** (*o-to-por'-pah*) [*oûs, ear; πόρπη, a buckle: pl., Otoporpe*]. In biology, one of the "auditory clasp" of *Medusæ*.



SECTION OF WALL OF UTRICLE OF THE INTERNAL EAR, THROUGH MACULAR REGION, FROM RABBIT, SHOWING OTOLITHS (*o*), EMBEDDED WITHIN GRANULAR SUBSTANCE (*g*). *h* Ciliated-cells with processes (*p*), extending between sustentacular elements (*s*). *n* Nerve-fibers within fibrous tissue (*h*) passing toward hair-cells and becoming non-medullated at basement-membrane. (After Piersol.)



**Otopyorrhea** (*o-to-pi-or-e'-ah*) [ὠτς, ear; πύον, pus; ῥοία, a flow]. A purulent discharge from the ear.

**Otopyosis** (*o-to-pi'-o-sis*) [ὠτς, ear; πύον, pus]. Suppuration within the ear.

**Otorrhagia** (*o-tor-a'-je-ah*) [ὠτς, ear; ῥηγνύναι, to burst forth]. A discharge of blood from the external auditory meatus.

**Otorrhea** (*o-tor-e'-ah*) [ὠτς, ear; ῥοία, a flow]. A discharge from the external auditory meatus.

**Otorrheumatism** (*o-tor-ru-mat-iz'-mus*) [ὠτς, ear; ῥεύμα, rheum]. Pain in the ear due to rheumatism.

**Otosalpinx** (*o-to-sal'-pink's*) [ὠτς, ear; σάλπιγξ, tube]. The Eustachian tube.

**Otosclerectomy** (*o-to-skle-ro-nek'-to-me*) [ὠτς, ear; σκληρός, hard; ἐκτομή, excision]. The surgical removal of sclerosed and ankylosed conductors of sound in cases of chronic otitis media.

**Otoscope** (*o'-to-skōp*) [ὠτς, ear; σκοπεῖν, to examine]. An instrument for examining the ear. What is ordinarily called and used as an otoscope is a rubber tube, one extremity of which is inserted into the ear of the subject, and the other extremity into the ear of the examiner, a current of air being passed by means of a Politzer bag and a Eustachian catheter through the middle ear. In case of tympanic perforation the rushing sound made by the passing air is audible to the examiner.

**Otoscopic** (*o-to-skōp'-ik*) [ὠτς, ear; σκοπεῖν, to view]. Pertaining to otoscopy.

**Otoscopy** (*o-tos'-ko-pe*) [ὠτς, ear; σκοπεῖν, to examine]. The use of the otoscope; clinical examination of the ear.

**Otosis** (*o-to'-sis*) [ὠτς, ear]. A mishearing; a false impression as to sounds or words heard.

**Osteal** (*o-tos'-te-al*) [ὠτς, ear; ὀστέον, bone]. Pertaining to the bones of the ear.

**Otosteon** (*o-tos'-te-on*) [ὠτς, ear; ὀστέον, bone: *pl.*, *Otosteas*]. 1. An ossicle, or ear-bone. 2. An otolith.

**Otostylic** (*o-to-si'-lik*) [ὠτς, ear; στῦλος, pillar]. Relating to the ear and to the styloid process.

**Ototechnos** (*o-to-tek'-nos*) [ὠτς, ear; τέχνη, art]. A peculiar hammering sensation in the ear.

**Ototomy** (*o-tot'-o-me*) [ὠτς, ear; τομή, a cutting]. Dissection of the ear.

**Ottar, Otto** (*ot'-ar, ot'-o*). See *Attar*.

**Otto's Restraining Band**. A band used in diaphragmatic pleurisy to relieve the pain. It is applied low down to favor thoracic respiration and diminish the abdominal and diaphragmatic movements.

**Ouabain** (*oo-ah-ba'-in*) [*ouabaio*],  $C_{31}H_{45}O_{12}$ . A highly poisonous glucosid extracted from the wood of a species of *Apocynce*, the *Carissa schimper*. It is a cardiac stimulant. Dose, gr.  $\frac{1}{2000}$  to  $\frac{1}{300}$ , given as a per mille solution.

**Ouabaio** (*oo-ah-ba'-yo*) [native African]. A virulent arrow-poison used by certain African tribes.

**Oudemann's Method**. A method of estimating iron in organic substances, *e. g.*, hemoglobin. A weighed amount of the material is incinerated; the ash is dissolved in HCl, and to the dilute ferric solution, which should not contain more than 0.1 to 0.2 gram Fe in 100 c. c., nor much free HCl, are added 3 c. c. of a one per cent. solution of cupric sulphate, 2 c. c. of concentrated HCl, and 1 c. c. of a one per cent. solution of potassium sulphocyanid. The mixture is slightly warmed, and a standard solution of sodium thiosulphate (1 c. c. of a decimal solution of which corresponds to 0.0056 Fe) is run in from a buret, until the previously red mixture becomes as colorless as water.

**Oulachon** (*oo'-lak-on*). See *Euluchon*.

**Oulitis** (*oo-li'-tis*). See *Ulitis*.

**Ouloid** (*oo'-loia*) [οὐλή, scar; εἶδος, like]. Resembling

a scar. Also, a form of cicatrix characteristic of lupus, elephantiasis, and syphilis.

**Oulorrhagia** (*oo-lor-a'-je-ah*) [οὐλον, gum; ῥηγνύναι, to burst forth]. Hemorrhage from the gums.

**Ounce** (*o-uns*) [*uncia*, a contraction of *undecia*, a twelfth part]. A twelfth part of the Troy pound, or 480 grains; symbol,  $\mathfrak{z}$ . Also, a sixteenth part of the avoirdupois pound, or 437.5 grains. Symbol *oz*.

**Ourari** (*oo-rah'-re*). Same as *Curare*.

**Urology** (*oo-rol'-o-je*) [οὐρον, urine; λόγος, science]. The science of the nature and secretion of urine.

**Ouroscopy** (*oo-ros'-ko-pe*). See *Uroscopy*.

**Out** (*out*) [ME., *out*, out]. Forth; from within to the exterior.

**O.-cast Cell**, an apoblast; in the unimpregnated ovum, one of a group of cells that are finally cast off and disappear. See *Apoblast*.

**O.-knee**, bow-leg; valgus.

**Outlet**. 1. The lower aperture of the pelvic canal. 2. The passage that removes the air from a room in ventilation.

**O. of Pelvis**. See *Outlet*.

**Ova** (*o'-vah*) [L.]. Plural of *ovum*, an egg.

**Oval** (*o'-val*) [*ovum*, egg]. Elliptic; egg-shaped.

**O. Amputation**. See *Malgaigne's* and *Scoutettin's Amputations*, in *Operations*, *Table of*.

**Ovalbumin** (*o-val'-bu-min*) [*ovum*, egg; *albumin*]. The albumin of the egg.

**Ovalescent** (*o-val-es'-ent*) [*ovalis*, oval]. Somewhat oval.

**Ovaliform** (*o-val'-if-orm*) [*ovalis*, oval; *forma*, form]. Oval-shaped.

**Ovaloid** (*o'-val-oid*) [*ovalis*, oval; εἶδος, like]. Resembling an oval.

**Ovaralgia** (*o-var-al'-je-ah*). See *Ovarialgia*.

**Ovarial** (*o-va'-re-al*). See *Ovarian*.

**Ovarialgia** (*o-va-re-al'-je-ah*) [*ovarium*, an ovary; ἄλγος, pain]. Pain in the ovaries.

**Ovarialgic** (*o-va-re-al'-jik*) [*ovarium*, ovary; ἄλγος, pain]. Pertaining to, or affected with, ovarialgia.

**Ovarian** (*o-va'-re-an*) [*ovarium*, an ovary]. Pertaining to the ovaries.

**O. Center**. See *Dysmenorrhœa*.

**O. Cyst**, **O. Cystoma**, a cystic tumor of an ovary.

**O. Dysmenorrhœa**. See *Dysmenorrhœa*.

**O. Plexus**, the pampiniform plexus of the female.

**O. Pregnancy**, extra-uterine pregnancy in which the ovum resides in the ovary.

**O. Vesicle**, in biology, the gynophore or female gonophore of a polyp.

**Ovaric** (*o-va'-rik*). Synonym of *Ovarian*.

**Ovariectomy** (*o-va-re-ek'-to-me*) [*ovarium*, ovary; ἐκτομή, excision]. Excision of an ovary; oöphorectomy.

**Ovariocèle** (*o-va'-re-o-sel*) [*ovarium*, ovary; κήλη, tumor]. Tumor of the ovary; hernia of an ovary.

**O., Vaginal**, invasion of the vaginal wall by one or both ovaries.

**Ovariocentesis** (*o-va-re-o-sen-te'-sis*) [*ovarium*, ovary; κέντησις, puncture]. Puncture of the ovary or of an ovarian cyst.

**Ovarioclasia** (*o-va-re-ok'-las-is*) [*ovarium*, ovary; κλάσις, a breaking]. The breaking up of an ovary.

**Ovariocyesis** (*o-va'-re-o-si-e'-sis*) [*ovarium*, ovary; κύσις, pregnancy]. Ovarian pregnancy.

**Ovariodysnœuria** (*o-va'-re-o-dis-nu'-re-ah*) [*ovarium*, ovary; δυσ-, painful; νῆρον, nerve]. Ovarian neuralgia.

**Ovario-hysterectomy** (*o-va'-re-o-his-ter-ek'-to-me*) [*ovarium*, ovary; ὑστέρα, womb; ἐκτομή, excision]. Surgical removal of the ovaries and uterus.

**Ovariole** (*o-va'-re-ol*) [*ovariolum*, a small ovary]. In biology, a small ovary, or one of the elements of a composite ovary.

**Ovariomania** (*o-va-re-o-ma'-ne-ah*). Synonym of *Oöphoromania*.

**Ovarioncus** (*o-va-re-onc'-kus*) [*ovarium*, ovary; ὄγκος, tumor]. An ovarian tumor.

**Ovariorrhesis** (*o-va-re-or-eks'-is*) [*ovarium*, ovary; ῥήσις, rupture]. Rupture of an ovary.

**Ovariosteresis** (*o-va-re-o-ster-e'-sis*) [*ovarium*, ovary; στήσις, deprivation]. Extirpation of an ovary.

**Ovariologist** (*o-va-re-ol'-o-mist*) [*ovarium*, ovary; τομή, a cutting]. One who performs ovariectomy and, by extension, also oöphorectomy.

**Ovariectomy** (*o-va-re-ol'-o-me*) [*ovarium*, ovary; τομή, a cutting]. Literally, incision of an ovary. Improperly, the surgical removal of an ovary; synonymous with oöphorectomy. **O., Abdominal**, ovariectomy through an abdominal incision. **O., Normal**, a term for Battey's operation, *q. v.* in *Operations*, *Table of*. **O., Vaginal**, removal of an ovary through an incision in the vault of the vagina.

**Ovario-tubal** (*o-va'-re-o-tu'-bal*) [*ovarium*, ovary; tuba, tube]. Pertaining to the ovary and the oviduct.

**Ovarism** (*o'-var-izm*) [*ovarium*, ovary]. The theory that every animal organism is developed from an ovum.

**Ovarist** (*o'-var-ist*) [*ovarium*, ovary]. One who believes in ovarism.

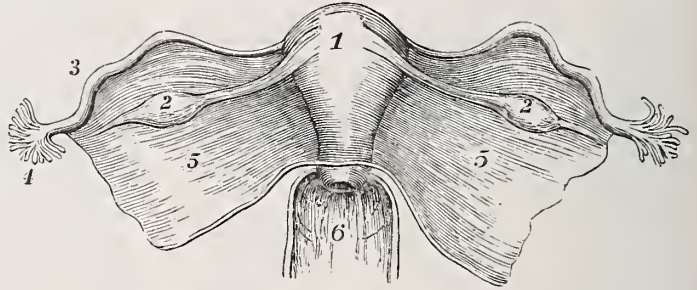
**Ovaritis** (*o-var-i'-tis*) [*ovarium*, ovary; ιτις, inflammation]. Inflammation of the substance of an ovary. It may be *Parenchymatous* or *Follicular*, or *Interstitial*. In the former, the contents of the ovarian follicles become turbid and then purulent. This occurs in the acute exanthemata and other diseases, and cannot be recognized clinically. *Interstitial ovaritis* is usually a sequel of parturition, when it is a part of a general septicemia. It occurs in three forms: (1) *serous*; (2) *suppurative* or *hemorrhagic*; and (3) *necrotic*, the organ being converted into a brown pulp with entire destruction of its tissue.

**Ovarium** (*o-va'-re-um*) [*L.*, ovary; *pl.*, *Ovaria*]. In biology, an ovary or oöphoron.

**Ovariypertrophy** (*o-var-e-ip-er'-tro-fe*). Synonym of *Oöphorauze*.

**Ovary** (*o'-var-e*) [*ovarius*, an egg-keeper; *ovarium*, an egg-producing organ; *ovum*, egg]. The most important part of the female reproductive apparatus. A glandular, secreting organ, giving rise to ova. In woman it is a paired organ projecting from the posterior surface of the broad ligament. Its weight is about 100 grains. The right is usually a little larger than the left. It consists of a *parenchyma* and a *capsule*, or *tunica albuginea*. In the cortex of the former are numbers of small vesicles called *ovisacs* or Graafian follicles in which the ova are developed. In biology, among the lower organisms (*e. g.*, *Paramecium*) the nucleus gives rise to bodies analogous to ovules, while in animals a grade higher, the undifferentiated endoderm or mesoderm is the female germinal layer (*e. g.*, *Porifera*). Specialization follows localization of function, and the parts of the body set aside for the production of ova gradually take the form of glands (*germaria*, *ovaria*), the products of which may become detached from the spot where they are formed, and pass into the somatic or body-cavity, or into the digestive sac (*e. g.*, *Actinae*, *Polyzoa*, *Brachyopoda*), or even directly to the exterior (*e. g.*, *Echinidea*, *Proctotucha*, *Nemertea*). Gradually, as the animal scale is ascended, ducts of a complicated character are found to be added to the ovary proper. These ducts are not primitively connected with the germinal glands, but

may be regarded as excretory organs which have entered into the service of the genital organ. These ducts (*oviducts*) become provided with appendages or



POSTERIOR ASPECT OF FEMALE INTERNAL GENITALIA.

1. Body of uterus. 2. Ovaries. 3. Left oviduct. 4. Fimbriated extremity of Fallopian tube. 5. Broad ligaments. 6. Anterior vaginal cul-de-sac.

dilatations from which the ova get special envelopes ("yolk gland," "shell gland," "oviducal gland," "nidamental gland," "accessory gland"), are fertilized (*spermatheca*, *appendicular gland*, *fertilizing pouch*), or further developed (*uterus*). The relation of the ovary to the testis varies greatly, and must also be considered from the standpoint of differentiation. In the lower animals, male and female reproductive



SECTION OF CORTEX OF CAT'S OVARY, EXHIBITING LARGE GRAAFIAN FOLLICLES.

- a. Peripheral zone of condensed stroma. b. Groups of immature follicles. c. Theca of follicle. d. Membrana granulosa. e. Discus proliferus. f. Zona pellucida. g. Vitellus. h. Germinal vesicle. i. Germinal spot. k. Cavity of liquor folliculi. (After Piersol.)

glands are so united with one another, that one and the same gland produces both spermatozoa and ova ("hermaphrodite gland," "ovotestis," as in *Synapta*, *Helix*, *Hyalaea*, etc.). Thus, hermaphroditism is the



primitive condition of the sexual apparatus, the phylogenetic and ontogenic precursor of sexual differentiation, which is effected by the abortion or reduction of one kind of sexual apparatus and function taking place at very different stages in the organism, and often when the sexual organs have attained a very high degree of specialization, the human ovary becoming histologically recognizable about the sixth week, and readily distinguished in a three-months embryo. 2. That part of the pistil of a flower which produces and contains the ovules and seeds. The *ovarium* or *germarium*. **O., Irritable**, an ovary the seat of intermittent neuralgic pain.

**Ovate** (*o'-vāt*) [*ovatus*, egg-shaped]. Egg-shaped.

**Oven** (*uv'-n*) [*oven*, an oven]. An apparatus used in bacteriologic laboratories for sterilizing culture-media, for maintaining the cultures, etc., at a constant temperature by an automatic mechanism. Those of Koch, Pasteur, d'Arsonval, and Babes are most used.

**Over** (*o'-ver*) [M.E., *over*, over]. In a place higher than a given object. **O.-crowding**, the dwelling together of too many persons in a locality, house, or apartment, with the consequent failure in sanitary and hygienic arrangements, whence result conditions favorable to the development and spread of certain diseases. **O.-eat**, to surfeit with eating. **O.-feed**, to feed to excess. **O.-grown**, grown too large. **O.-laid**, said of a child suffocated by the parent lying on it. **O.-lying of Children**, a frequent cause of death in infants from suffocation from one of the parents lying upon the child while in an intoxicated condition or intentionally. **O.-maximal**, beyond the normal maximum, as the over-maximal contraction of a muscle. (Fick.) **O.-pressure**, applied chiefly to the school-system that forces too long and continuous periods of study upon the pupils, with consequent unhealthy conditions of mind and body. **O.-reach**, to strike the toe of the hind-foot against the heel or shoe of the fore-foot; said of a horse. **O.-riding**, overlapping of the broken ends of a fractured bone. **O.-sight**. See *Hypermetropia*. **O.-strain**, to strain to excess; a condition resulting from exhausting effort. **O.-toe**, a variety of *Hallux varus* in which the great toe overlies its fellows. **O.-tones**, the notes represented by the vibrating subdivisions of a string; harmonics. **O.-work, Mental**. See *Parathymia*.

**Ovic** (*o'-vik*) [*ōvōn, ovum*, an egg]. Relating to an ovum.

**O. Cell**, in biology, a primitive ovum (the *Urei* of German authors). Primitive ova exist in great numbers in cord-like ingrowths of the epithelium of the ovary (*Pflüger'schen Schläuche*) in which each ovic cell finally becomes surrounded by a separate envelop of epithelial cells, forming the *primordial follicle*.

**Ovicapsule** (*o'-vik-ap'-sūl*) [*ōvōn, ovum*, egg; *capsula*, capsule]. An egg-case, ovisac, or Graafian follicle.

**Ovicell** (*o'-vis-el*) [*ōvōn, ovum*, an egg; *cella*, a cell]. 1. An unimpregnated ovum. 2. Same as *Ovicyst*.

**Ovicyst** (*o'-vis-ist*) [*ōvōn, ovum*, an egg; *κύστις*, a pouch]. In biology, the incubatory pouch of an ascidian or polyzoon.

**Ovicystic** (*o'-vis-is'-tik*) [*ōvōn, ovum*, an egg; *κύστις*, a bladder]. Pertaining to an ovicyst.

**Oviducal** (*o'-vid-u'-kal*), **Oviducent** (*o'-ve-du'-sent*) [*ōvōn, ovum*, egg; *ducere*, to lead]. Pertaining to the oviduct, or its functions. **O. Gland**, an enlargement of the oviduct in *Sepia*.

**Oviduct** (*o'-vid-uk't*) [*ōvōn, ovum*, egg; *ductus*, a canal]. The Fallopian tube; a small tube upon either side of the uterus through which the ovule passes to the uterus. **O., Ampulla of, O., Pavilion of**, the expanded portion of the abdominal end of the oviduct, the fringed edge of which is called the fimbria.

**Oviferous** (*o'-vif'-er-us*) [*ōvōn, ovum*, an egg; *ferre*, to bear]. In biology, bearing eggs or ova.

**Ovification** (*o'-vif-ik-a'-shun*) [*ōvōn, ovum*, egg; *facere*, to make]. The production of ova.

**Oviform** (*o'-vif-orm*) [*ōvōn, ovum*, egg; *forma*, form]. Egg-shaped; oval.

**Ovigenous** (*o'-vij'-en-us*) [*ōvōn, ovum*, egg; *γενής*, producing]. Producing ova, as an ovary. **O. Layer**, the outer layer of the ovary, in which the ovisacs containing the ova are situated.

**Ovigerum** (*o'-vij-erm*) [*ōvōn, ovum*, an egg; *germen*, sprout, bud]. In biology, an ovum, or ovicell.

**Ovigerous** (*o'-vij'-er-us*) [*ōvōn, ovum*, egg; *gerere*, to carry]. Producing eggs or ova; oviferous, ovigenous, oviparous.

**Ovination** (*o'-vin-a'-shun*) [*ovis*, a sheep]. Inoculation with the virus of sheep-pox. It has been employed like equination and Pasteurism, as a substitute for vaccination.

**Oviparous** (*o'-vip'-ar-us*) [*ōvōn, ovum*, egg; *parere*, to bring forth]. Producing, or laying, eggs; a term applied to those species of animals, the females of which bring forth their young in the egg-stage of development; incubated outside the body, as distinguished from *ovoviviparous*, or *viviparous*.

**Oviposit** (*o'-vip-oz'-it*) [*ōvōn, ovum*, an egg; *positus*, p.p. of *ponere*, lay]. In biology, to lay or deposit eggs, especially with an ovipositor, as an insect.

**Oviposition** (*o'-vip-o-zish'-un*) [*ōvōn, ovum*, egg; *ponere*, to place]. In biology, the act of laying or depositing eggs by the females of oviparous animals.

**Ovipositor** (*o'-vip-oz'-it-or*) [*ōvōn, ovum*, egg; *positor*, builder]. In biology, an organ, common among insects, composed of several modified rings or somites, forming the end of the abdomen, and employed in depositing the eggs in places fit for development.

**Ovis** (*o'-vis*) [L.]. Sheep.

**Ovisac** (*o'-vis-ak*) [*ōvōn, ovum*, egg; *saccus*, sack]. In biology, the capsule, sac, cyst, case, cell, or pod of an individual ovum; a Graafian follicle, an ovicell, ovicyst, ovicapsule.

**Oviscapt** (*o'-vis-kapt*) [*ōvōn, ovum*, an egg; *σκαπτειν*, to dig]. Same as *Ovipositor*.

**Ovism** (*o'-vizm*) [*ōvōn, ovum*, egg]. The doctrine that the ovum encloses within itself in an undeveloped form all the organs of the future being; the doctrine of incasement, *q. v.*

**Ovispermary** (*o'-vis-per'-mar-e*) [*ōvōn, ovum*, an egg; *spermarium*, spermary]. In biology, an ovotestis or sexual organ producing both ova and spermatozoa.

**Ovist** (*o'-vist*) [*ōvōn, ovum*, egg]. In biology, an adherent of the doctrine of *incasement, q. v.*; an ovulist.

**Ovoblast** (*o'-vo-blast*) [*ōvōn, ovum*, ovum; *βλαστός*, germ]. The primordial ovum.

**Ovococcus** (*o'-vo-kok'-us*) [*ōvōn, ovum*, egg; *κόκκος*, berry; *pl.*, *Ovococci*]. In biology, the nucleus of the ovicell, or unimpregnated ovum.

**Ovogenesis** (*o'-vo-jen'-es-is*) [*ōvōn, ovum*, egg; *γένεσις*, genesis]. The process of the development or production of the ovum.

**Ovogenetic** (*o'-vo-jen-et'-ik*) [*ōvōn, ovum*, egg; *γεννᾶν*, to beget]. Pertaining to ovogenesis.

**Ovogenous** (*o'-voj'-en-us*). Synonym of *Ovogenetic*.

**Ovoid** (*o'-void*) [*ōvōn, ovum*, egg; *εἶδος*, like]. Egg-shaped. **O., Fetal**, the fetal ellipse, or the ellipse formed by the bending of the fetal body in utero.

**Ovolemme** (*o'-vo-len'-ah*) [*ōvōn, ovum*, egg; *λίμμα*, bark]. The membrane surrounding the yolk of the human egg.

**Ovology** (*o'-vol'-o-je*) [*ōvōn, ovum*, egg; *λόγος*, science]. Same as *Oölogy*.

**Ovoplasm** (*o'-vo-plazm*) [*ōvōn, ovum*, egg; *πλάσμα*,

- plasm]. The protoplasm of the unimpregnated ovum or ovicell.
- Ovotesticular** (*o-vo-tes-tik'-u-lar*) [ὄν, ovum, egg; testis, testicle]. Pertaining to an *Ovotestis*.
- Ovotestis** (*o-vo-tes'-tis*) [ὄν, ovum, egg; testis, testicle: *pl.*, *Ovotestes*]. In biology, a generative organ producing both male and female products; an ovispermary, as seen in opisthobranchiate *Branchiogasteropoda*.
- Ovoviviparity** (*o-vo-vi-vip-ar'-it-e*) [ὄν, ovum, egg; viviparus, bringing forth alive]. The character of being ovoviviparous.
- Ovoviviparous** (*o-vo-vi-vip'-ar-us*) [ὄν, ovum, egg; viviparus, bringing forth alive]. In biology, reproducing by means of eggs incubated within the body, as distinguished from *oviparous* and *viviparous*.
- Ovula** (*o'-vu-lah*) [L.]. Plural of *Ovulum*. **O.** of **Naboth**. See *Ovule*.
- Ovular, Ovulary** (*o'-vu-lar, o'-vu-lar-e*) [ὄν, ovum, egg]. Relating to an ovule or ovum.
- Ovulate** (*o'-vu-lat*) [*ovulum*, a little egg]. In biology, to produce ovules or discharge them from the ovary. **Ovuliferous**.
- Ovulation** (*o-vu-la'-shun*) [*ovulum*, dim. of *ovum*, egg]. The maturation and escape of the ovum.
- Ovule** (*o'-vül*) [ὄν, ovum, egg]. In biology: (a) A small ovum or animal egg; (b) a young or rudimentary seed. **O.**, **External Migration of**, the transfer of an ovule from the right ovary to the left oviduct, or from the left ovary to the right oviduct. **O.**, **Membrana granulosa of**, the layer of stratified follicular epithelium lining the cavity of the ovisac. The prominence formed at one side is called the *cumulus ovisgerus*, or *discus proligerus*. **O.**, **Migration of**, the transfer of the ovule from the ovary to the oviduct. **O.** of **Naboth**, one of the small cysts resulting from obstruction of the ducts of the glands of the cervix of the uterus. **O.**, **Polar Cells of**, certain cells thrown off upon the surface of the vitellus of the unimpregnated ovum. **O.**, or **Cell, Primordial**, one of the primitive ovules in the substance of the ovary. **O.**, **Tunica granulosa of**, the layer surrounding the ovum.
- Ovuliferous** (*o-vu-lif'-er-us*) [*ovulum*, a little egg; an ovule; *ferre*, to bear]. In biology, ovule-bearing.
- Ovuligerous** (*o-vu-lif'-er-us*). Same as *Ovuliferous*.
- Ovulist** (*o'-vu-list*) [ὄν, ovum, an egg]. In biology, an adherent of the doctrine of *incasement*, *q. v.*; an ovist.
- Ovulum** (*o'-vu-lum*) [L.: *pl.*, *Ovula*]. An ovule. See *Ovule*.
- Ovum** (*o'-vum*) [ὄν, ovum, an egg: *pl.*, *Ova*]. In biology, the female reproductive cell of an animal; the egg. It consists of *protoplasm* (the *yolk*), and a *nucleus* (the *germinal vesicle*) in the unfertilized ovum. It is either naked or covered by one or more *membranes* and *envelops*, which either originate from the egg itself, constituting real *primary yolk* or *egg-integuments*, or from the surrounding parietal tissues, constituting *secondary* or *accessory egg-envelops*. *Ova* arise in special organs of the metazoan body called *ovaria* or *germaria*. The *nucleus* or *germinal vesicle* (*vesicula germinativa*) is of relatively great size, and central or peripheral in situation. It consists of a distinct membrane and an enclosed *nuclear fluid*, in which lie one or more *solid nucleoli* or *germinal spots* (*maculae germinativæ*), which may be connected by an intranuclear network of fine threads. The *protoplasm* consists of fine, firm particles, forming the threads and meshes of a fine network, the *spongiooplasm*, within which is the more fluid *hyaloplasm*. This constitutes the *formative yolk*, besides which there is frequently present nutrient material in the form of drops of fat or oil, and small plates or spheres which form the *deuterooplasm*, or *nutritive yolk*. This is rarely absent; usually it is present in considerable quantity. Eggs are distinguished as (A) **Alecithal**, in which the food-yolk is entirely absent, or present only in very small quantity. (B) **Teleolecithal**, in which the food-yolk and the formative yolk divide the egg into two hemispheres, called respectively the *vegetative* and the *animal*; or in which the quantity of the nutritive yolk is greatly in excess, the formative yolk being but a segment or mass at the animal pole, in which lies the germinal vesicle. In both cases a thin layer of protoplasm spreads over the entire surface of the ovum. (C) **Centrolecithal**, in which the formative yolk is arranged in a regular layer around the whole ovum, as well as in a mass at the center of the ovum in which lies the germinal vesicle. The region between the central and the peripheral formative yolk is more or less completely occupied by deuterooplasm. The distribution of formative yolk and food-yolk affects the germinative phenomena. When the food-yolk is scant and more or less thoroughly intermingled with the formative yolk, germination is accompanied by a practically uniform segmentation and the egg is called *holoblastic*, *e. g.*, as in all mammals except monotremes, and in some invertebrates, *e. g.*, spiders. When the formative yolk and the food-yolk are separated into more or less well-defined masses, the segmentation is less symmetric and uniform and is called *meroblastic*. The egg envelopes are divided into: (1) *Primary envelopes*, yolk-membranes; these are sometimes double, perforated by numerous pores (*zona radiata*) and occasionally there is a special opening, the *microphyle*. (2) *Secondary accessory envelopes*, some of which are formed by the ovum itself. **O.**, **Apoplectic**, one the seat of a hemorrhagic extravasation. **O.**, **Blighted**, an impregnated ovum the development of which has been arrested by disease or by hemorrhage into the chorion or amniotic cavity. **O.-cycle**, an ovum-product. **O.**, **Male**, certain cells found in diverticula of the seminiferous tubules, considered to be rudimentary or imperfect spermatozoa. **O.**, **Meroblastic**, an ovum with a large amount of food-yolk which takes no active part in the development of the embryo. **O.**, **Permanent**, the fully developed ovum capable of being fertilized. **O.**, **Primordial**. See *Egg-cells*. **O.-product**, the whole product of an ovum.
- Owen's Fissures**. See *Fissures*, *Table of*. **O.'s Line**. See *Lines*, *Table of*.
- Ox** (*oks*) [ME., *oxe*, ox]. The adult male of the *Bos taurus*; a bull. **O.-acid**. Same as *Oxyacid*. **O.-bile**. Same as *O.-gall*. **O.-eyed**, having large, full eyes. **O.-fly**, the bot-fly (*Hypoderma bovis*), which infests cattle. **O.-foot**, in farriery, the hind foot of a horse when the horn cleaves just in the middle of the fore part of the hoof from the coronet to the shoe. **O.-gall**. See *Fel bovis*. **O.-warble**, a fly troublesome to cattle; also called heel-fly. See *Hypoderma bovis* under *Parasites (Animal)*, *Table of*.
- Oxalantin** (*oks-al-an'-tin*) [ὄξιν, acid; Ger., *alant*, elecampane],  $C_6H_6N_4O_6$ . Leukoturic acid; a acid obtained by the action of zinc and HCl upon oxalyl urea. It occurs in crystalline crusts, sparingly soluble in water.
- Oxalate** (*oks'-al-āt*) [ὄξαλις, sorrel]. Any salt of oxalic acid. In the plural, the term usually refers to calcium oxalate, which is found in the urine under certain conditions.
- Oxalemia** (*oks-al-e'-me-ah*) [ὄξαλις, sorrel; αἷμα, blood]. Excess of the oxalates, or of oxalic acid, in the blood.
- Oxalethylin** (*oks-al-eth'-il-in*) [ὄξιν, acid; αἰθήρ, ether; ὕλη, matter],  $C_6H_{10}N_2$ . An oily liquid boiling at



213°C. It is soluble in water, in chloroform, and in alcohol, is poisonous, and stimulant to the cardiac centers.

**Oxalic** (*oks-al'-ik*) [*ὄξαλις*, sorrel]. Pertaining to wood-sorrel. See *Acid*, *Oxalic*.

**Oxalimid** (*oks-al'-im-id*) [*ὄξαλις*, sorrel; *amin*], ( $\text{CO}_2$ )<sub>2</sub>NH. A substance obtained from oxamic acid. It dissolves with difficulty in cold water and crystallizes from hot water in shining needles.

**Oxalis** (*oks'-al-is*) [*ὄξαλις*, sorrel]. A genus of plants, including the plant familiarly known as wood-sorrel (*O. acetosella*). Many of the species contain oxalic acid.

**Oxalimethylin** (*oks-al-meth'-il-in*) [*ὄξαλις*, sorrel; *μετά*, with; *ύλη*, matter],  $\text{C}_4\text{H}_6\text{N}_2$ . A substance identical with methyl glyoxalin; it is a strongly alkaline liquid, boiling at 195–199°C. It solidifies in the cold, and melts at 5°C.

**Oxalpropylin** (*oks-al-pro'-pil-in*) [*ὄξαλις*, sorrel; *πρωτος*, first; *πῖον*, fat]. A compound from propyl and oxamid. It stimulates reflex activity.

**Oxaluria** (*oks-al-u'-re-ah*) [*ὄξαλις*, sorrel; *ουρον*, urine]. A term used to indicate the presence of calcium oxalate in the urine in an undue amount. There is a white deposit on standing. It occurs in the urine of hypochondriacal and depressed patients, and in that of gouty patients. Excessive venery and masturbation will produce it, as also will the ingestion of certain foods, as rhubarb.

**Oxaluric** (*oks-al-u'-rik*) [*ὄξαλις*, sorrel; *ουρον*, urine]. Derived from urea and oxalic acid. **O. Acid**,  $\text{C}_2\text{H}_2\text{N}_2\text{O}_4$ ; an acid normally present in the urine; it occurs as a white or yellowish crystalline powder, having an acid taste.

**Oxalyl** (*oks'-al-il*) [*ὄξαλις*, sorrel; *ύλη*, matter],  $\text{C}_2\text{O}_2$ . The hypothetic radicle of oxalic acid.

**Oxalylurea** (*oks-al-e-u-re'-ah*) [*ὄξαλις*, sorrel; *ουρον*, urine]. Parabanic acid. An acid derived by oxidizing uric acid or alloxan with nitric acid.

**Oxamate** (*oks-am-at*) [*ὄξαλις*, sorrel; *amin*]. Any salt of oxamic acid.

**Oxamic Acid** (*oks-am'-ik*). See *Acid*.

**Oxamid** (*oks-am'-id*) [*ὄξαλις*, sorrel; *amid*],  $\text{C}_2\text{O}_2(\text{NH}_2)_2$ . A compound that separates as a white, crystalline powder when neutral oxalic acid is shaken with aqueous ammonia; it is insoluble in water and in alcohol.

**Oxamidin** (*oks-am-id'-in*) [*ὄξαλις*, sorrel; *amia*]. Amidoxim; an amidin in which one H-atom of the amid-group or imid-group is replaced by hydroxyl; the oxamidins are crystalline, unstable bodies, which readily break up into hydroxylamin and acid amids or acids.

**Oxamilic Acid** (*oks-am-il'-ik*) [*ὄξαλις*, sorrel],  $\text{C}_8\text{H}_7\text{NO}_3$ . A crystalline substance melting at 150°C.

**Oxazotic** (*oks-az'-o'-tik*). Synonym of *Nitric*. [Old.]

**Oxeronosus** (*oks-er-on'-o-sus*) [*ὄξις*, sharp; *νόσος*, disease]. A diseased state depending on an accumulation of acid in the body.

**Oxid** (*oks'-id*) [*ὄξις*, sharp]. Any binary combination of oxygen and another element or radicle.

**Oxidant** (*oks'-id-ant*) [*ὄξις*, sharp]. An oxidizing agent.

**Oxidate** (*oks'-id-at*) [*ὄξις*, sharp]. To convert into an oxid.

**Oxidation** (*oks-id-a'-shun*) [*ὄξις*, sharp]. In chemistry, the process of the atomic combination of oxygen with any other element.

**Oxidize** (*oks'-id-iz*) [*ὄξις*, sharp]. In chemistry, to cause to combine with oxygen.

**Oxidized** (*oks'-id-izd*) [*ὄξις*, sharp]. Combined with oxygen.

**Oximido-compounds** (*oks-im-id'-o-kom'-powndz*). See *Isonitroso-compounds*.

**Oxindol** (*oks-in'-dol*) [*ὄξις*, sharp; *indicum*, indigo],  $\text{C}_8\text{H}_7\text{NO}$ . A substance produced in the reduction of aceto-amido-mandelic acid with HCl. It crystallizes from hot water in colorless needles, and melts at 120°C.

**Oxisalt** (*oks'-e-sawlt*) [*ὄξις*, sharp; ME., salt, salt]. A salt of an acid containing oxygen.

**Oxonic Acid** (*oks-on'-ik*) [*ὄξις*, sharp]. A derivative of uric acid not yet obtained in the pure state.

**Oxter** (*oks'-ter*) [AS., *ōksta*, the armpit]. The axilla, or armpit.

**Oxy-** (*oks'-e-*) [*ὄξις*, sour or sharp]. A prefix denoting chemic combination with oxygen. **O. Acids**, acids containing oxygen. **O.-salt**, in chemistry, any salt containing oxygen in combination with both a base and an acid. **O.-sulphate**, a basic salt formed by a combination of a basic oxid and the sulphate of the same element or radicle.

**Oxyacanthin** (*oks-e-ak-an'-thin*) [*ὄξις*, sharp; *ἀκανθα*, spine],  $\text{C}_{32}\text{H}_{28}\text{NO}_{11}$  (?). An alkaloid of *Barberry*, occurring in small quantities.

**Oxyacanthous** (*oks-e-es-the'-ze-ah*) [*ὄξις*, sharp; *ἀκανθα*, a spine]. In biology, possessing sharp thorns or prickles.

**Oxyacetic Acid** (*oks-e-as-e'-tik*). See *Acid*, *Glycollic*.

**Oxyacoa** (*oks-e-ak-o'-ah*). See *Oxyakoa*.

**Oxyacusic** (*oks-e-ak-u'-sis*). Synonym of *Hyperacusis*.

**Oxyæsthesia** (*oks-e-es-the'-ze-ah*). See *Oxyesthesia*.

**Oxyakoaia**, **Oxyacoa** (*oks-e-ak-o'-ah*, *oks-e-ak-o'-ah*) [*ὄξις*, sharp; *ἀκοή*, hearing]. A state of the auditory sense in which there is an increased capacity for the detection of sounds of very low pitch. There may be also a subjective sensation of hearing an acid sound.

**Oxyamygdalic Acid** (*oks-e-am-ig'-dal-ik*) [*ὄξις*, sharp; *ἀμυγδάλη*, almond],  $\text{C}_8\text{H}_8\text{O}_4$ . A crystalline body found in the urine in cases of acute yellow atrophy of the liver.

**Oxyanthraquinone** (*oks-e-an-thrak-win'-dn*) [*ὄξις*, acid; *ἀνθραξ*, coal; Sp., *quina*, bark]. Any one of the numerous hydroxyl compounds of anthraquinone. The various derivatives are distinguished by a prefix corresponding to the number of hydroxyl molecules present.

**Oxyaphia** (*oks-e-a'-fe-ah*) [*ὄξις*, acute; *ἀφή*, touch]. Abnormal acuteness of the sense of touch.

**Oxyarteritis** (*oks-e-ar-ter-i'-tis*) [*ὄξις*, sharp; *ἀρτερία*, trachea; *τις*, inflammation]. An acute arteritis.

**Oxyarthrit** (*oks-e-ar-thri'-tis*) [*ὄξις*, acute; *ἄρθρον*, a joint; *τις*, inflammation]. An acute arthritis.

**Oxybase** (*oks'-e-bās*) [*ὄξις*, sharp; *basis*, base]. A basic oxid.

**Oxyblepsia** (*oks-e-blep'-se-ah*) [*ὄξις*, sharp; *βλέπειν*, to see]. Acuteness of vision.

**Oxybolia** (*oks-e-bo'-le-ah*) [*ὄξις*, quick; *βολή*, a throw]. Premature ejaculation of semen.

**Oxybracteate** (*oks-e-brak'-te-at*) [*ὄξις*, sharp; *bractea*, a thin plate]. In biology, having sharp bracts.

**Oxybronchitis** (*oks-e-brong-ki'-tis*) [*ὄξις*, sharp; *βρόγχος*, bronchus; *τις*, inflammation]. An acute bronchitis.

**Oxybutyric Acid** (*oks-e-bu-ti'-rik*) [*ὄξις*, acid; *butyrum*, butter],  $\text{C}_4\text{H}_8\text{O}_3$ . A fatty acid found in the urine in certain fevers, and especially in diabetes. Its presence in the body in diabetes, simultaneously with that of diacetic acid, is supposed to be the cause of diabetic coma. The oxybutyric acid of diabetic urine is levorotatory.

**Oxycannabin** (*oks-e-kan'-ab-in*) [*ὄξις*, acid; *cannabis*, hemp],  $\text{C}_{20}\text{H}_{20}\text{N}_2\text{O}_7$ . A crystalline substance produced when cannabin is treated with nitric acid.

**Oxycarpous** (*oks-e-kar'-pus*) [*ὄξις*, sharp; *καρπός*, fruit]. In biology, bearing sharp-pointed fruit.

**Oxycaulorrhæa** (*oks-e-kawl-or-e'-ah*) [*ὄξις*, sharp; *καυ-*

- ζός, the penis; ποία, a flow]. Acute blennorrhoea in the male.
- Oxycephalia** (*oks-is-ef'-al-ah*) [ὀξύς, sharp; κεφαλή, head]. The character of a skull that is high and pointed; hypsicephaly.
- Oxycephalus** (*oks-is-ef'-al-us*). See *Oxycephalia*.
- Oxycephaly** (*oks-is-ef'-al-e*). See *Oxycephalia*.
- Oxychilous**, **Oxycheilous** (*oks-ik-i'-lus*) [ὀξύς, sharp; χεῖλος, the lip]. In biology, having sharp lips, *e. g.*, certain shells.
- Oxychinaséptol** (*oks-ik-in-as-ep'-tol*). See *Diaphtherin*.
- Oxychlorid** (*oks-ik-lo'-rid*) [ὀξύς, acid; χλωρός, green]. A salt of an element or radicle containing both oxygen and chlorin.
- Oxycinchonin** (*oks-is-in'-ko-nin*) [ὀξύς, acid; cinchona],  $C_{20}H_{24}N_2O_2$ . An isomer of quinin.
- Oxycinesis** (*oks-is-in'-sis*). Same as *Acrocinesis*.
- Oxycitric Acid** (*oks-is-it'-rik*). See *Acid*.
- Oxycollidin** (*oks-ik-ol'-id-in*) [ὀξύς, sharp; κόλλα glue],  $C_8H_{11}NO$ . One of the alkaloids of cod-liver oil. See *Morrhualins*.
- Oxycoumarin** (*oks-ik-u'-mar-in*). See *Umbelliferon*.
- Oxycyanid** (*oks-is-i'-an-id*) [ὀξύς, sharp; κίανος, blue]. A product of the union of an aldehyd with hydrogen cyanid.
- Oxyd** (*oks'-id*). Synonym of *Oxid*.
- Oxydactyl** (*oks-id-ak'-til*) [ὀξύς, sharp; δάκτυλος, a finger or toe]. In biology, having slender digits.
- Oxydant** (*oks'-id-ant*) [ὀξύς, sharp]. An oxidating agent.
- Oxyderces** (*oks-id-er'-szē*) [ὀξύς, sharp; δέρκεσθαι, to see clearly]. Sharp-sighted; producing keenness of vision.
- Oxydercia** (*oks-id-er'-se-ah*) [ὀξύς, sharp; δέρκεσθαι, to see clearly]. Keenness of vision.
- Oxydiabrosis** (*oks-id-i'-ab-ro'-sis*) [ὀξύς, sharp; διάβρωσις, ulceration]. A rapidly progressing ulceration.
- Oxydimorphin** (*oks-id-im-or'-fin*) [ὀξύς, sharp; Μορφή, the god of sleep],  $C_{34}H_{36}N_2O_6$ . A finely crystalline derivative of morphin.
- Oxydoid** (*oks'-id-oid*) [ὀξύς, sharp; εἶδος, like]. Resembling an oxid.
- Oxydulated** (*oks-id'-u-la-ted*) [ὀξύς, sharp]. Partially or slightly oxidized.
- Oxydum** (*oks'-id-un*). See *Oxid*.
- Oxyecoia** (*oks-e-ek-oi'-ah*). Synonym of *Oxyakoia*.
- Oxyencephalitis** (*oks-e-en-sef-al-i'-tis*) [ὀξύς, acute; ἐγκέφαλος, brain; ιτις, inflammation]. Acute encephalitis.
- Oxyendocarditis** (*oks-e-en-do-ka-r-di'-tis*) [ὀξύς, sharp; ἐνδον, within; καρδία, the heart; ιτις, inflammation]. Acute endocarditis.
- Oxyenteritis** (*oks-e-en-ter-i'-tis*) [ὀξύς, sharp; ἐντερον, intestine; ιτις, inflammation]. Acute enteritis.
- Oxyepatitis** (*oks-e-ep-at-i'-tis*) [ὀξύς, sharp; ἥπαρ, liver; ιτις, inflammation]. Acute hepatitis.
- Oxyesthesia** (*oks-e-es-the'-ze-ah*) [ὀξύς, sharp; αἴσθησις, sensation]. A condition of increased acuity of sensibility.
- Oxyformobenzoilic Acid** (*oks-if-or-mo-ben-zo-il'-ik*) [ὀξύς, acid; formica, an ant; benzoin],  $C_8H_8O_4$ . An acid said to be found in the body in acute yellow atrophy of the liver.
- Oxygala** (*oks-ig'-al-ah*) [ὀξύς, sour; γάλα, milk]. Sour milk.
- Oxygastromenia** (*oks-ig-as-tro-me'-ne-ah*) [ὀξύς, sharp; γαστήρ, the belly; μνηστία, the menses]. Sudden, vicarious menstruation from the stomach.
- Oxygen** (*oks'-ij-en*) [ὀξύς, acid; γεννᾶν, to produce].  $O = 15.96$ ; quantivalence 11. One of the elements. See *Elements*, Table of. It is a colorless, tasteless, odorless gas, constituting one-fifth of the atmosphere, eight-ninths of water, three-fourths of organized bodies, and about one-half the crust of the globe. It is characterized by its affinity for the other elements, with every one of which it unites, excepting fluorin. It is an active element in the oxy-acids, and in all the alkaline hydrates. In organic chemistry it unites with radicles and forms alcohols, ethers, and their derivatives. Oxygen is inhaled as a therapeutic agent in diseases of the respiratory organs and blood. It is essential to respiration; its combination with the tissues yields heat and other energy. Combustion is also dependent upon it, consisting of a rapid oxidation, with the evolution of heat and light. It exists also in an allotropic form known as ozone.
- Oxygenated** (*oks'-ij-en-a-ted*) [ὀξύς, acid; γεννᾶν, to produce]. Containing or provided with oxygen.
- Oxygenation** (*oks'-ij-en-a'-shun*) [ὀξύς, acid; γεννᾶν, to produce]. The saturation of a substance with oxygen, either by chemic combination or by mixture.
- Oxygenesis** (*oks'-ij-en-es-is*) [ὀξύς, acid; γεννᾶν, to produce; *pl.*, *Oxygeneses*]. Baumes' name for any disease due to alteration of the normal quantity of oxygen in the blood.
- Oxygenic** (*oks'-ij-en-ik*) [ὀξύς, acid; γεννᾶν, to produce]. Producing acids.
- Oxygenized** (*oks'-ij-en-izd*). Synonym of *Oxygenated*.
- Oxygenometer** (*oks'-ij-en-om'-et-er*). Same as *Eudiometer*.
- Oxygeusia** (*oks-ig-u'-se-ah*) [ὀξύς, acute; γεῖσις, taste]. Marked acuteness of the sense of taste.
- Oxyglossitis** (*oks-ig-los-i'-tis*) [ὀξύς, acute; γλῶσσα, a tongue; ιτις, inflammation]. Acute glossitis.
- Oxygnathous** (*oks-ig'-na-thus*) [ὀξύς, sharp; γνάθος, jaw]. In biology, applied to molluscs in which the jaws are smooth or nearly so.
- Oxyhaloid** (*oks-e-hal'-oid*) [ὀξύς, acid; ἅλς, salt; εἶδος, like]. A compound of an element or radicle with oxygen and a halogen.
- Oxyhematin** (*oks-e-hem'-at-in*). Synonym of *Hematin*.
- Oxyhemoglobin** (*oks-e-hem-o-glo'-bin*) [ὀξύς, acid; αἷμα, blood; globus, a round body]. Hemoglobin united, molecule for molecule, with oxygen. It is the characteristic constituent of the red-corpuscles to which the scarlet color of arterial blood is due. It may be obtained in crystalline form, the crystals not being so pleochroic as are those of hemoglobin. Oxyhemoglobin forms from 86 to 94 per cent. of dry, red, human blood-corpuscles.
- Oxyhydrogen** (*oks-e-hi'-dro-jen*) [ὀξύς, acid; ἰδωρ, water; γεννᾶν, to produce]. A mixture, in gaseous form, of oxygen and hydrogen. **O. Blowpipe**, a blowpipe in which the heat is obtained by the combustion of a mixture of oxygen and hydrogen. The heat produced is intense.
- Oxyhydroparacoumaric Acid** (*oks-e-hi'-dro-par-ak-u-mar'-ik*) [ὀξύς, acid; ἰδωρ, water; παρά, beside; coumarin]. A complex substance believed to be formed in the body by the decomposition of tyrosin.
- Oxyicterus** (*oks-e-ik'-ter-us*) [ὀξύς, sharp; ἰκτερος, jaundice]. Intense acute jaundice.
- Oxyiodid** (*oks-e-i'-o-did*) [ὀξύς, acid; ἰώδης, like a violet]. A salt containing both oxygen and iodine united to an element or radicle.
- Oxylaryngitis** (*oks-il-ar-in-jit'-tis*) [ὀξύς, sharp; λάρυγξ, larynx; ιτις, inflammation]. Acute laryngitis.
- Oxyleukotin** (*oks-il-u'-ko-tin*) [ὀξύς, acid; λευκός, white],  $C_{34}H_{32}O_{12}$ . A substance found in *Paracotobark*.
- Oxylienitis** (*oks-il-i-en-i'-tis*) [ὀξύς, sharp; lien, spleen; ιτις, inflammation]. Acute inflammation of the spleen.



**Oxylinoic Acid** (*oks-il-in-o-le'-ik*) [ὀξύς, acid; *linum*, flax; *oleum*, oil],  $C_{16}H_{32}O_5$ . A compound derived from linoleic acid by oxidation.

**Oxylizaric Acid** (*oks-il-iz-ar'-ik*) [ὀξύς, acid; *lizari*, madder]. A synonym of purpurin; also a distinct compound found in madder.

**Oxymastitis** (*oks-im-as-i'-tis*) [ὀξύς, sharp; *μαστός*, a breast; *ιτις*, inflammation]. Acute mastitis.

**Oxymel** (*oks'-im-el*) [ὀξύς, sharp; *μέλι*, honey]. Honey mixed with vinegar or dilute acetic acid. **O. of Squill**, the same, prepared with vinegar of squill.

**Oxymeter** (*oks-im'-et-er*). Same as *Eudiometer*.

**Oxymetritis** (*oks-im-et-ri'-tis*) [ὀξύς, sharp; *μήτρα*, womb; *ιτις*, inflammation]. Acute metritis.

**Oxymetrorrhea** (*oks-im-et-ror-e'-ah*) [ὀξύς, sharp; *μήτρα*, womb; *ῥοα*, a flow]. Acute metrorrhea.

**Oxymorphin** (*oks-im-or'-fin*). Same as *Pseudomorphin*.

**Oxymyelitis** (*oks-im-i-el-i'-tis*) [ὀξύς, sharp; *μυελός*, marrow; *ιτις*, inflammation]. Acute myelitis.

**Oxymyitis** (*oks-im-i-i'-tis*) [ὀξύς, sharp; *μύς*, muscle; *ιτις*, inflammation]. Acute myitis.

**Oxynaphthoic Acid** (*oks-in-af-tho'-ik*). See *Acid, Alpha-oxynaphthoic*.

**Oxynaphthol** (*oks-in-af'-thol*) [ὀξύς, acid; *νάφθα*, asphaltum],  $C_{10}H_8O_2$ . A derivative of naphthol existing in two isomeric forms.

**Oxynarcotin** (*oks-in-ar'-kot-in*) [ὀξύς, acid; *ναρκωτικός*, narcotic],  $C_{22}H_{23}NO_8$ . A crystalline alkaloid derived from narcein.

**Oxyneurin** (*oks-in-u'-rin*). See *Betain*.

**Oxynosema** (*oks-in-o-se'-mah*) [ὀξύς, sharp; *νόσημα*, a sickness]. Any acute sickness.

**Oxygnosos** (*oks-in-o'-sos*) [ὀξύς, sharp; *νόσος*, disease]. An acute disease.

**Oxyntic** (*oks-in'-tik*) [ὀξύντικός (*ὀξύνειν*), to make sharp, to make acid]. Rendering acid. **O. Cells**, the acid-fixing cells of Langley; cells of the fundus-glands of the stomach; see *Delomorphous Cells of Rollet*. **O. Gland**, any acid-secreting gland.

**Oxygnosos** (*oks-in-u'-sos*) [ὀξύς, sharp; *νόσος*, disease]. Any acute disease.

**Oxyntic Acid** (*oks-in-vit'-ik*). See *Acid*.

**Oxyopia** (*oks-e-o'-pe-ah*) [ὀξύς, sharp; *ὤψ*, eye]. More than ordinary acuity of vision.

**Oxyopy** (*oks'-e-o-pe*). Same as *Oxyopia*.

**Oxyosphrasia** (*oks-e-os-fra'-ze-ah*). Same as *Oxyosphresia*.

**Oxyosphresia** (*oks-e-os-fre'-ze-ah*) [ὀξύς, sharp; *ὀσφρησις*, smell]. Marked or abnormal acuteness of smell.

**Oxyphenic Acid** (*oks-if-en'-ik*). Synonym of *Pyrocatechin*.

**Oxyphile** (*oks'-if-il*) [ὀξύς, sharp; *φύλλον*, leaf]. In biology, Ehrlich's term for histologic elements that attract acid dyes, ordinarily called *eosinophilous*. The opposite of *basophile* or *basophilous* elements, which attract basic dyes.

**Oxyphlegmasia** (*oks-if-leg-ma'-ze-ah*) [ὀξύς, sharp; *φλεγμασία*, inflammation]. An acute inflammation.

**Oxyphonia** (*oks-if-o'-ne-ah*) [ὀξύς, sharp; *φωνή*, voice]. Shrillness of voice.

**Oxyphyllous** (*oks-if-il'-us*) [ὀξύς, sharp; *φύλλον*, a leaf]. In biology, having acuminated leaves.

**Oxypyridin** (*oks-ip'-id-in*) [ὀξύς, acid; *πῦρ*, fire],  $C_5H_5NO$ . A derivative of pyridin existing in three isomeric forms.

**Oxyquinin** (*oks-ik-zwin'-in*) [ὀξύς, acid; *S. Amer., quina*, bark],  $C_{20}H_{24}N_2O_3$ . An alkaloid resulting when quin sulphate is boiled with potassium nitrite.

**Oxyquinizin** (*oks-ik-zwin'-iz-in*) [ὀξύς, acid; *S. Amer., quina*, bark],  $C_9H_8N_2O$ . An oxidation-product of quinizin.

**Oxyquinolin** (*oks-ik-zwin'-o-lin*). See *Carbostyri*.

**Oxyregmia** (*oks-ir-eg'-me-ah*) [ὀξύς, acid; *ἐρμημός*, eructation]. Acid eructation.

**Oxyrhine** (*oks'-ir-in*) [ὀξύς, sharp; *ῥίς*, nose]. In biology, possessing a sharp-pointed nose, or snout; having an acute olfactory sense.

**Oxysaccharum** (*oks-is-ak'-ar-um*) [ὀξύς, sharp; *σάκχαρον*, sugar]. A mixture of vinegar and sugar.

**Oxysepsis** (*oks-is-ep'-sis*) [ὀξύς, acid; *σῆψις*, putrefaction]. Putrefaction during which acids are developed; also, the decomposition following quickly after death.

**Oxysitia** (*oks-is-ish'-e-ah*) [ὀξύς, acid; *σῖτος*, food]. Acidity of the stomach.

**Oxysparteine** (*oks-e-spar'-te-in*) [ὀξύς, sharp; *σπάρτον*, Spanish broom]. A derivative of sparteine; it is a cardiac stimulant.

**Oxystychnin** (*oks-is-trik'-nin*) [ὀξύς, acid; *στρύχνος*, a plant of the nightshade family],  $C_{21}H_{28}N_2O_7$ . An alkaloid produced by boiling strychnin sulphate with potassium nitrite.

**Oxytartarus** (*oks-it-ar'-tar-us*). Synonym of *Potassium Acetate*.

**Oxytes** (*oks'-it-ēz*) [ὀξύς, acid]. Acidity.

**Oxytotic** (*oks-it-os'-ik*) [ὀξύς, sharp; *τόκος*, labor]. 1. Hastening parturition; ocytotic. 2. A drug that hastens childbirth by stimulating uterine contraction; an ocytotic.

**Oxytocous** (*oks-it-ok'-us*). See *Oxytotic*.

**Oxytolytropin** (*oks-it-ol-il'-tro-pin*). Same as *Homatropin*.

**Oxyuricide** (*oks-e-u'-ris-id*) [ὀξύς, sharp; *οὐρά*, tail; *cædere*, to kill]. Any anthelmintic that is destructive to worms of the genus *Oxyuris*, or pinworms.

**Oxyuris** (*oks-e-u'-ris*) [ὀξύς, sharp; *οὐρά*, tail]. A genus of nematode worms founded by Rudolphi in 1809; the pinworms. See *Parasites (Animal)*, *Table of*.

**Ozena** (*o-ze'-nah*) [ὄζαινα; *ὄζειν*, a stench]. Chronic disease of the nose accompanied by a fetid discharge. See *Rhinitis*, *Chronic Atrophic*.

**Ozenacoccus** (*o-ze-nak-ok'-us*) [ὄζαινα, ozena; *κόκκος*, a grain]. The *Micrococcus loewenbergii*. See *Bacteria*, *Synonymatic Table of*.

**Ozocerite** (*o-zo-se'-rit*). See *Ozokerite*.

**Ozochrotous** (*o-zok'-ro-tus*) [ὄζειν, stench; *χρῶς*, skin]. Having a bad-smelling skin.

**Ozokerite** (*o-zo-ke'-rit*) [ὄζειν, smell; *κηρός*, wax]. A solid paraffin found free in Galicia and Roumania. It is also called *mineral wax*. It is like resinous wax in consistence and translucency, of a brown or brownish-yellow color, and of a pleasantly aromatic odor.

**Ozone** (*o'-zōn*) [ὄζειν, to smell]. An allotropic form of oxygen, its molecule having the structure  $O_3$ . It is present in the atmosphere in small quantities, being produced constantly by the evaporation of water, by electric discharges, and in the growth of chlorophyll-containing plants. It is also formed during the slow oxidation of phosphorus, of turpentine and other essential oils. It is an active oxidizing agent, possessing bleaching and antiseptic properties.

**Ozonization** (*o-zo-niz-a'-shun*) [ὄζειν, to smell]. The act of ozonizing, or of impregnating with ozone.

**Ozonized** (*o'-zo-nīz*) [ὄζειν, to smell]. Containing ozone.

**Ozonometer** (*o-zo-nom'-et-er*) [ὄζειν, to smell; *μέτρον*, measure]. A device for use in estimating the proportion of ozone in the atmosphere.

**Ozostomia** (*o-zos-to'-me-ah*) [ὄζειν, stench; *στόμα*, mouth]. A foul odor from the mouth, or the breath.

**Ozouf's Apparatus**. An apparatus for charging water with  $CO_2$  by the intermittent method.

## P

- P.** Used in chemic nomenclature as the symbol of phosphorus.
- Pabular** (*pab'-u-lar*) [*pabulum*, food]. Of, pertaining to, or of the nature of, pabulum.
- Pabulation** (*pab-u-lā'-shun*) [*pabulari*, to graze]. 1. The act of feeding. 2. Same as *Pabulum*.
- Pabulin** (*pab'-u-lin*) [*pabulum*, food]. An albuminous and fatty substance present in the blood immediately after the process of digestion.
- Pabulous** (*pab'-u-lus*). Same as *Pabular*.
- Pabulum** (*pab'-u-lum*) [L.]. Food. Anything nutritive.
- Pacchionian Bodies, or Pacchioni's Glands** (*pak-e-o'-ne-an*) [after *Pacchioni*, an Italian anatomist, 1665-1726]. A name given to certain granulations, produced by the increased growth of the villi of the arachnoid. See *Gland*. The bodies are found along the superior longitudinal sinus; along the margin of the fissure of Sylvius; on the surface of the pia; on the posterior and antero-inferior parts of the posterior lobe of the cerebrum; in the interior of the superior longitudinal sinus. They not infrequently contain small, hard, calcareous concretions, called "brain-sand." **P. Fossæ, or Depressions**, the pit-like depressions on the cerebral surface of the skull, produced by the pressure of the Pacchionian bodies. See *Depression*.
- Pacchionius, Foramina of.** See *Foramina, Table of*.
- Pachemia** (*pak-e'-me-ah*). Synonym of *Pachyemia*.
- Pachismus** (*pak-iz'-mus*) [*παχύς*, thick]. Thickening; induration.
- Pachulosis** (*pak-u-lo'-sis*). See *Pachylosis*.
- Pachy-** (*pak'-e-*) [*παχύς*, thick]. A prefix, denoting thick.
- Pachyacria** (*pak-e-ak'-re-ah*) [*παχύς*, thick; *ἄκρος*, extremity]. Synonym of *Akromegaly*.
- Pachyæmia** (*pak-e-e'-me-ah*). See *Pachyemia*.
- Pachyblepharon** (*pak-e-e-blef'-ar-on*) [*παχύς*, thick; *βλέφαρον*, the eyelid]. Thickening of the eyelids arising from the presence of tubercles or some inflammatory process.
- Pachyblepharosis** (*pak-e-blef-ar-o'-sis*) [*παχύς*, thick; *βλέφαρον*, eyelid]. Chronic thickening and induration of the eyelids.
- Pachycarpous** (*pak-e-kar'-pus*) [*παχύς*, thick; *καρπός*, fruit]. In biology, having a thick pericarp.
- Pachycephalia** (*pak-e-sef-a'-le-ah*). See *Pachycephaly*.
- Pachycephalic** (*pak-e-sef-al'-ik*) [*παχύς*, thick; *κεφαλή*, head]. Having unusual thickness of the skull.
- Pachycephalous** (*pak-e-sef'-al-us*). See *Pachycephalic*.
- Pachycephaly** (*pak-e-sef'-al-e*) [*παχύς*, thick; *κεφαλή*, head]. Abnormal thickness of the bones of the skull.
- Pachychoilia** (*pak-e-ko'-le-ah*) [*παχύς*, thick; *χολή*, bile]. An inspissated condition of the bile.
- Pachychymia** (*pak-e-ki'-me-ah*) [*παχύς*, thick; *χυμός*, juice]. Increased concentration of the bodily fluids.
- Pachydactyl** (*pak-e-dak'-til*) [*παχύς*, thick; *δάκτυλος*, finger]. A thick digit.
- Pachydactylus** (*pak-e'-ak'-til-us*) [*παχύς*, thick; *δάκτυλος*, finger]. Having thick fingers.
- Pachyderm** (*pak'-e-derm*) [*παχύς*, thick; *δέρμα*, skin]. Thick-skinned.
- Pachydermal** (*pak-e-der'-mal*) [*παχύς*, thick; *δέρμα*, skin]. Same as *Pachyderm*.
- Pachydermatocoele** (*pak-e-der'-mat'-o-sēl*) [*παχύς*, thick; *δέρμα*, skin; *κύλη*, hernia]. A tumor due to thickening of the skin. The term is applied to *Elephantiasis arabum*, and to the condition of the skin in *Dermatolysis*.
- Pachydermatoid** (*pak-e-der'-mat-oid*) [*παχύς*, thick; *δέρμα*, skin; *εἶδος*, like]. Somewhat thick-skinned.
- Pachydermatous** (*pak-e-der'-mat-us*) [*παχύς*, thick; *δέρμα*, skin]. Thick-skinned.
- Pachydermia** (*pak-e-der'-me-ah*) [*παχύς*, thick; *δέρμα*, skin]. See *Elephantiasis arabum*. **P. lactiflua**, elephantiasis complicated with lymphorrhea. **P. laryngis**, extensive thickening and induration of the mucosa of the larynx. **P. vulgaris**, elephantiasis without lymphorrhea.
- Pachydermoid** (*pak-e-der'-moid*) [*παχύς*, thick; *δέρμα*, skin; *εἶδος*, like]. Pachydermatous.
- Pachydermous** (*pak-e-der'-mus*) [*παχύς*, thick; *δέρμα*, skin]. In biology, thick-coated.
- Pachyemia** (*pak-e-e'-me-ah*) [*παχύς*, thick; *αἷμα*, blood]. Abnormal or morbid thickening of the blood.
- Pachyglossal, Pachyglossate** (*pak-e-glos'-al, pak-e-glos'-āt*) [*παχύς*, thick; *γλῶσσα*, tongue]. Having a thick tongue.
- Pachygnathous** (*pak-ig'-na-thus*) [*παχύς*, thick; *γνάθος*, jaw]. Having thick or heavy jaws.
- Pachylosis** (*pak-il'-o'-sis*) [*παχύνω*, thicken]. An extraordinary development of epidermis, most common about the legs, usually a sequel of chronic eczema or of ulceration.
- Pachymenia** (*pak-e-me'-ne-ah*) [*παχύς*, thick; *ἐμὴν*, membrane]. Thickening of the skin, or of a membrane.
- Pachymenic** (*pak-e-men'-ik*) [*παχύς*, thick; *ἐμὴν*, membrane]. Affected with pachymenia.
- Pachymeningitic** (*pak-e-men-in-jit'-ik*) [*παχύς*, thick; *μῆνιγξ*, membrane; *ιτις*, inflammation]. Affected with, or pertaining to, pachymeningitis.
- Pachymeningitis** (*pak-e-men-in-jit'-tis*) [*παχύς*, thick; *μῆνιγξ*, membrane; *ιτις*, inflammation]. Inflammation of the dura, especially of the ectal layer. It is usually due to extension from adjacent bone-disease, especially caries; it may be due to syphilis, sun-stroke, or injuries. The symptoms are much the same as in leptomeningitis. **P.** **Hemorrhagic**, **P. hæmorrhagica interna**, an effusion of blood on the inner surface of the dura. The quantity may be large and enclosed in a sac—hematoma of the dura—or very small, only a fine rust-colored layer that is easily stripped off. The cause is still *sub judice*; probably it is a trophic phenomenon in most cases.
- Pachymeninx** (*pak-e-me'-ninks*) [*παχύς*, thick; *μῆνιγξ*, membrane]. The dura.
- Pachymeter** (*pak-in'-et-er*) [*παχύς*, thick; *μέτρον*, measure]. An instrument for measuring small thicknesses.
- Pachynsis** (*pak-in'-sis*) [*πάχυνσις*, thickening]. A thickening, as of a membrane.
- Pachyntic** (*pak-in'-tik*) [*παχυντικός*, making thick]. Pertaining to an abnormal thickening or hardening of a part; increasing the thickness.
- Pachyodont** (*pak'-e-o-dont*) [*παχύς*, thick; *ὀδούς*, tooth]. In biology, having thick or massive teeth.
- Pachyopterous** (*pak-e-op'-ter-us*). Same as *Pachypterus*.
- Pachyote** (*pak'-e-ōt*) [*παχύς*, thick; *οὖς*, ear]. Having thick ears.
- Pachyperitonitis** (*pak-e-per-it-on-i'-tis*) [*παχύς*, thick; *περιτόναιον*, peritoneum; *ιτις*, inflammation]. An inflammation of the peritoneum characterized by thickening of the membrane.
- Pachypod** (*pak'-ip'-od*) [*παχύς*, thick; *πούς*, foot]. Having thick or heavy feet.



**Pachypterus** (*pak-ip'-ter-us*) [*παχύς*, thick; *πτερόν*, wing]. In biology, having thick wings, or fins.

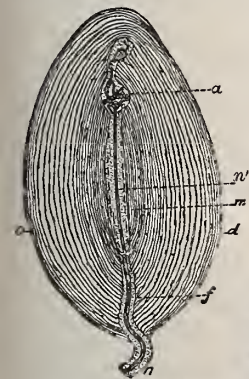
**Pachyrhynchous** (*pak-ir-ing'-kus*) [*παχύς*, thick; *ρύγχος*, bill, beak]. In biology, having a thick rostrum, bill, beak, or snout.

**Pachystichous** (*pak-is'-tik-us*) [*παχύς*, thick; *στίχος*, a row, line]. In biology, thick-sided.

**Pachytes** (*pak'-it-ēz*) [*παχύς*, thick]. Thickness; pachyblepharon.

**Pacini's Fluid.** A conserving and diluting fluid used in counting the red blood-corpuscles. Its composition is: Mercuric chlorid 2 grams; sodium chlorid 4 grams; glycerin 26 c.c.; distilled water 226 c.c. To be diluted with three parts of water before using. **P's Line.** See *Lines*, *Table of*. **P's Method**, a method of performing artificial respiration, by forcibly drawing the shoulders upward, in the direction of the long axis of the body, to expand the chest, and then relaxing. See *Artificial Respiration*.

**Pacinian** (*pas-in'-e-an*) [*Pacini*, an Italian anatomist, 1812-1883]. Described or discovered by Pacini. **P. Bodies or Corpuscles**, elliptic, semi-transparent bodies, that occur along the nerves supplying the skin, especially of the hands and feet, the external genitalia, the points of the extremities, the periosteum of certain bones and many other localities in man and other mammals; the so-called *Corpuscles of Vater*, or *Krause's Corpuscles*.

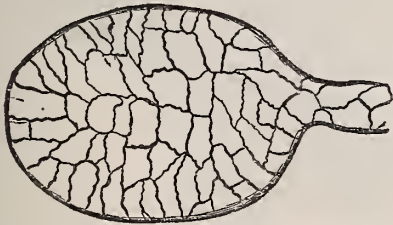


PACINIAN CORPUSCLE, FROM MESENTERY OF CAT.

c. Capsules. d. Endothelial lining separating the latter. n. Nerve. f. Funicular sheath of nerve. m. Central mass. n'. Terminal fiber; and a. Where it splits up into finer fibrils.



TRANSVERSE SECTION OF A PACINIAN CORPUSCLE FROM FETAL SKIN.



ENDOTHELIUM OF LAMELLÆ OF A PACINIAN CORPUSCLE. (From Stirling.)

**Pack** (*pak*) [ME., *pak*, pack]. A blanket wrapped about the body. **P., Cold**, a blanket wrung out of cold water and wrapped about the body. **P., Dry**, one which is not soaked in water. **P., Half**, one limited to the trunk. **P., Hot**, a blanket wrung out of hot water and wrapped about the body. **P., Wet**, a blanket wrung out of warm or cold water and wrapped about the entire body or a part, and surrounded by dry blankets. It may be used as a means

to reduce temperature (cold pack) or to produce sweating (hot pack).

**Packer's Knot.** See *Fascia nodosa*.

**Packing** (*pak'-ing*) [ME., *pak*, pack]. The act of filling a wound or cavity with gauze or other material. **P., Gauze**, gauze cut in strips and used for the packing of cavities. **P., Iodoform**, a packing with gauze impregnated with iodoform.

**Packwax** (*pak'-waks*) [ME., *paxwax*]. The ligamentum nuchæ of the ox. See *Paxwax* and *Faxwax*.

**Pacquin Cautey.** See *Cautery*.

**Pad** [ME., *padde*, a pad]. 1. A small bag stuffed with cotton, hair, etc., used as a cushion for the support of any part of the body. See *Liver-pad*. 2. Also, synonym of *Compress*. **P. of Corpus callosum**, the splenium of the callosum. **P., Dinner**, a folded towel laid over the region of the stomach in applying a plaster-of-Paris jacket, to give space for the distention of the stomach by the food.

**Padding** (*pad'-ing*) [ME., *padde*, a pad]. The material used in stuffing anything. **P. of Splints**, the covering of the splint-board with oakum or raw cotton for purposes of smoothness and to equalize pressure.

**Pæ-**. For words so beginning, see *Pe-*.

**Pædogenesis** (*pe-do-jen'-es-is*). See *Pedogenesis*.

**Pagapoplexia** (*pa-gap-o-pleks'-e-ah*). Synonym of *Pagoplexia*.

**Pageism** (*pa'-jizm*) [*pagius*, a servant]. A manifestation of masochism in which the individual affected revels in the idea of being a page to a beautiful girl.

**Pagenstecher's Ointment.** An ointment used in ophthalmic practice. It consists of from one to three grains of the yellow oxid of mercury to the dram of vaselin.

**P.'s Operation.** See *Operations*, *Table of*.

**Paget's Disease of the Nipple.** See *Dermatitis* and *Diseases*, *Table of*. **P.'s Osteitis.** See *Diseases*, *Table of*. **P.'s Recurrent Fibroid**, the small spindle-celled variety of sarcoma, occurring chiefly in the subcutaneous tissue and sometimes in the breast. It recurs in the course of many years a dozen or more times, while distant parts and the lymphatic glands never become infected. See *Diseases*, *Table of*.

**Pagiorrheumatism** (*paj-e-or-rh'-mat-izm*) [*πάγος*, firm; *ρευματισμός*, rheumatism]. Chronic rheumatism.

**Pagliari's Fluid.** A styptic fluid composed of benzoic acid and alum. It is likely to interfere with the healing of wounds.

**Pagoplexia** (*pa-go-pleks'-e-ah*) [*πάγος*, frost; *πλήξις*, stroke]. Frost-bite; numbness due to cold. See *Frost-bite*.

**Paidiaphtha** (*pa-de-af'-tha*) [*παῖς*, child; *ἄφθα*, aphtha]. The thrush of infants.

**Paidonology** (*pa-don-os-ol'-o-jē*) [*παῖς*, child; *νόσος*, disease; *λόγος*, science]. The science of diseases of children; pediatrics.

**Pail** (*pāl*) [ME., *pail*, a pitcher]. A cylindric vessel for carrying liquids. **P. System.** See *Sewage*, *Disposal of*.

**Pain** (*pān*) [ME., *paine*, pain]. Bodily or mental suffering. Distressing or agonizing sensation. It is usually due to irritation of a sensory nerve, although there are said to be pains of central origin. **P., Boring**, severe pain in bones, of a boring character. **P., Electric.** See *P., Fulgurant*. **P., Fulgurant**, **P., Fulgurating**, the intense shooting, cutting pains affecting principally the limbs of patients suffering from locomotor ataxy. **P., Girdle**, a painful sensation as of a cord tied about the waist; it is a symptom of organic spinal-cord disease. **P., Growing**, a popular term for the soreness about the joints in young persons at puberty. Some attribute these pains to in-

creased vascularity of the epiphyses of long bones; others believe them to be rheumatic. **P.-joy** [Ger., *Schmerzfreude*]. Hysterical enjoyment of suffering; a symptom not uncommon in a certain class of neurasthenic patients. **P., Jumping**, the pain peculiar to disease of joints when the bone is exposed by ulceration of the cartilage. **P., Lancinating**. See *P., Fulgurant*. **P., Lightning**. See *P., Fulgurant*. **P., Osteocopic**, bone-tiring pains; a common symptom of secondary syphilis. **P., Shooting**. See *P., Fulgurant*. **P., Starting**. Synonym of *P., jumping*. **Ps., After-**, those following labor, and caused by the uterus contracting to expel clots, etc., or to resume its normal proportions. **Ps., Bearing-down**, pains with a sensation of dragging or bearing down of the pelvic organs, occurring in labor and in various inflammatory affections of the female pelvic organs. **Ps., False**, those occurring in the latter part of pregnancy, not preceded by the premonitory signs of labor and not directly caused by labor. **Ps., Grinding**, the labor-pains during the stage of dilatation of the os uteri. **Ps., Irregular**, those not recurring according to the normal periodic or rhythmic nature of uterine contractions. **Ps. of Labor**, a synonym for uterine contractions, since these are attended by pains, increasing in severity according to the intensity and frequency of the contractions. **Ps., Premonitory**, so-called painless uterine contractions preceding the onset of true labor.

**Painful** (*pain'-ful*) [ME., *paine*, pain]. Characterized by pain. **P. Heel**. See *Pododynia* and *Achillodynia*.

**Paint** (*paint*). See *Pigments*, *Colors*, and *Dye-stuffs*.

**Painters' Colic**. See *Colic*.

**Pair** (*pair*) [ME., *paire*, a pair]. Two similar organs, one right and the other left, occupying the same relative position on either side of the body; as a *pair* of nerves.

**Pajot's Law**. The law governing the rotating movements of the child during labor. It is expressed as follows: When a solid body is contained within another, if the receptacle is the seat of alternations of movement and repose, and its surfaces are slippery and but slightly angular, the contained body will tend increasingly to accommodate its form and dimensions to the form and capacity of the receptacle. **P.'s Maneuver**. Same as *P.'s Method*. **P.'s Method**, a method of decapitation of the fetus in embryotomy. It consists in passing a strong cord around the child's neck, and by a sawing movement cutting through the parts. The vagina should be protected by a speculum.

**Paku-kidang** (*pa'-ku-kid'-ang*) [Sumatra]. A drug obtained in Sumatra from several species of ferns. Under the name of *Agnus scythicus* it was formerly used as a styptic. Unof.

**Pal's Method**. A method of staining the tissues of the central nervous system. Allow the sections that have been hardened in Müller's solutions and then in alcohol to remain from five to six hours in Weigert's hematoxylin, and wash in distilled water till no more dye is removed. Then place the sections in potassium permanganate solution (0.25 per cent.) for from 15 to 20 seconds to differentiate, then in Pal's solution for from 1-2 minutes till the gray and white matter become well defined. Wash for from 15 to 30 minutes in water. If black spots appear at any stage, reverse the steps and then repeat. The medullary sheaths stain bluish-black. To stain nuclei follow with alum-carmin; dehydrate; clear; mount. **P.'s Solution**. A solution used in *Pal's Method*. It consists of oxalic acid 1 part, potassium sulphite 1 part, distilled water 200 parts.

**Pal-Exner Method**. A method of staining nerve-centers. Cut the brain or the cord into  $\frac{1}{4}$ -inch squares; fix and harden the segments for two days in ten times the volume of 0.5 per cent. osmic-acid solution; change each day; wash in water; pass up to absolute alcohol, and embed in celloidin. Place the sections as fast as cut in glycerin; treat with 0.25 per cent. aqueous solution of potassium permanganate for from 15-20 seconds; pass through Pal's solution for from 1-2 minutes; stain the nuclei with alum-carmin; dehydrate; clear; mount (after Squire).

**Pala** (*pa'-lah*) [L., a "spade"]. 1. A thin lamella connecting the limbria and the tenia of the brain. It has a shape like the blade of a turf-cutter. 2. [Native Hawaiian]. The Hawaiian word for syphilis.

**Paladina's Palladium Chlorid Method**. See *Stains*, *Table of*. **P.'s Fonifero**. See *Phoniphore*.

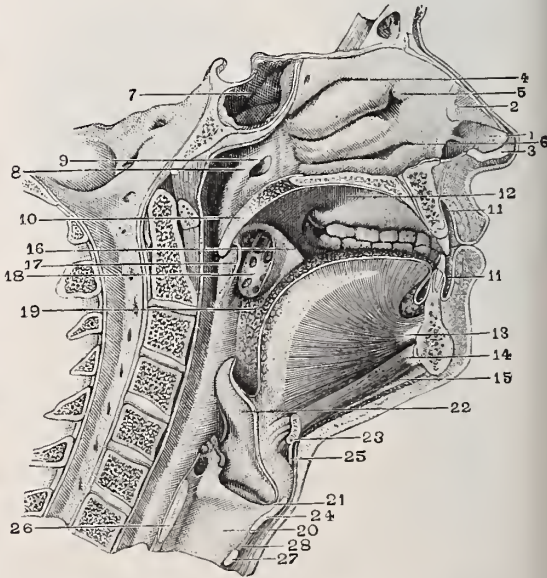
**Palæo-** (*pa'-le-o-*) [*παλαιος*, old]. [prefix denoting old, early, long ago, etc. For words thus beginning see *Palæo-*.

**Palama** (*pal'-am-ah*) [*παλάμη*, the palm of the hand; *pl.*, *Palamæ*]. In biology, the webbed state of the toes of certain animals, either *palmation*, *semi-palmation*, *toti-palmation*.

**Palamosyphilolepis** (*pal-am-o-sif-il-o-lep'-is*) [*παλάμη*, palm of hand; *Syphilis*, syphilis; *λεπίς*, scale]. A squamous syphiloderm of the palm.

**Palatal** (*pal'-at-al*) [*palatum*, palate]. Pertaining to the palate; palatine. **P. Glands**. See *Gland*, *Palatine*. **P. Reflex**. See *Reflexes*, *Table of*.

**Palate** (*pal'-at*) [*palatum*, palate]. The roof of the mouth. **P., Artificial**, a plate of hard material used



MEDIAN SECTION OF MOUTH AND NASAL FOSSÆ.

1. Left nostril. 2. Upper lateral cartilage. 3. Inner portion of lower cartilage. 4. Superior turbinate bone and meatus. 5. Middle turbinate bone and meatus. 6. Inferior turbinate bone and meatus. 7. Sphenoid sinus. 8. Posterior nasal fossa. 9. Internal orifice or pavilion of Eustachian tube. 10. Velum palati. 11. Vestibule of mouth. 12. Palatine vault. 13. Genio-glossus muscle. 14. Genio-hyoid. 15. Mylo-hyoid. 16. Anterior pillar of velum palati. 17. Posterior pillar. 18. Tonsil. 19. Circumvallate papillæ of tongue. 20. Cavity of larynx. 21. Ventricle. 22. Epiglottis. 23. Hyoid bone. 24. Thyroid cartilage. 25. Thyro-hyoid membrane. 26. Posterior portion of cricoid cartilage. 27. Anterior portion. 28. Crico-thyroid membrane.



as an obturator to close a fissure in the palate. **P., Cleft**, a congenital deformity characterized by incomplete closure of the lateral halves of the palate. The soft palate and the uvula, the hard palate, or all together may be involved. **P., Hard**, the bony plate adjacent to the gums and alveolar arches. **P.-myograph**, an instrument for taking a tracing of the movements of the soft palate. **P. Plates**, the horizontal portions of the superior maxillæ that unite to form the hard palate. **P., Soft**, the muscular membrane-like structure forming an incomplete septum between the mouth and the naso-pharynx. In biology, the convex base of the lower lip of a personate corolla, more or less completely closing the throat. In entomology, the epipharynx.

**Palatic** (*pal-at'-ik*) [*palatum*, the palate]. Palatal; palatine.

**Palatiform** (*pal-at'-if-orm*) [*palatum*, palate; *forma*, form]. In biology, resembling a palate.

**Palatiglossus** (*pal-at-i-glos'-us*). Same as *Palatoglossus*.

**Palatine** (*pal'-at-in*) [*palatum*, palate]. Pertaining to or belonging to the palate. **P. Arches**, the arches, posterior and anterior, upon each side of the beginning of the pharynx. **P. Canals**, several canals in the palatal portion of the superior maxilla. **P. Fossa**. See *Fossa*. **P. Glands**. See *Gland*. **P. Orange**. See *Pigments*, *Conspectus of*.

**Palatitensor** (*pal-at-it-en'-sor*) [*palatum*, palate; *tensor*, a stretcher]. The tensor palati muscle. See *Muscles*, *Table of*.

**Palatitis** (*pal-at-i'-tis*) [*palatum*, palate; *itis*, inflammation]. Inflammation of the palate.

**Palatoglossal** (*pal-at-o-glos'-al*) [*palatum*, palate; *γλῶσσα*, tongue]. Pertaining to the palate and the tongue.

**Palatoglossus** (*pal-at-o-glos'-us*). See *Muscles*, *Table of*.

**Palatognathous** (*pal-at-og'-na-thus*) [*palatum*, palate; *γνάθος*, jaw]. Affected with palatognathus.

**Palatognathus** (*pal-at-og'-na-thus*) [*palatum*, palate; *γνάθος*, jaw]. Cleft palate.

**Palato-labial** (*pal-at-o-la'-be-al*) [*palatum*, palate; *labium*, lip]. Pertaining to the palate and the lips.

**Palato-maxillary** (*pal-at-o-maks'-il-a-re*) [*palatum*, palate; *maxilla*, jaw]. Pertaining to the palate and the jaws.

**Palato-nasal** (*pal-at-o-na'-zel*) [*palatum*, palate; *nasus*, nose]. Pertaining to the palate and the nose.

**Palato-pharyngeal** (*pal-at-o-far-in'-je-al*) [*palatum*, palate; *φάρυγξ*, pharynx]. Pertaining conjointly to the palate and the pharynx.

**Palato-pharyngeus** (*pal-at-o-far-in'-je-us*). See *Muscles*, *Table of*.

**Palatoplasty** (*pal'-at-o-plas-te*) [*palatum*, palate; *πλάσσειν*, to form]. Plastic surgery of the palate.

**Palatoplegia** (*pal-at-o-ple'-je-ah*) [*palatum*, palate; *πληγή*, a stroke]. Paralysis of the soft palate.

**Palatopterygoid** (*pal-at-o-ter'-ig-oid*) [*palatum*, palate; *πτερόν*, wing; *ειδος*, like]. Pertaining to the palate bone and the pterygoid processes of the sphenoid bone; pterygopalatine.

**Palatoquadrate** (*pal-at-o-kwod'-rât*) [*palatum*, palate; *quadratus*, quadrate bone]. Pertaining to the palate and to the quadrate bone.

**Palatorrhaphy** (*pal-at-or'-a-fe*). See *Staphylorrhaphy*.

**Palatoschisis** (*pal-at-os'-kis-is*) [*palatum*, palate; *σχίσις*, a cleft]. Cleft palate.

**Palatostaphylinus** (*pal-at-o-staf-il-i'-nus*) [*palatum*, palate; *σταφυλή*, uvula]. The azygos uvulæ muscle. See *Muscles*, *Table of*.

**Palatum** (*pal-a'-tum*) [L.]. The palate. **P. durum**, the hard palate. **P. fissum**, cleft palate. **P. mobile**,

**P. molle**, the soft palate. **P. pendulum**, the soft palate.

**Pale**, **Palea** (*pāl*, *pa'-le-ah*) [*palea*, chaff: *pl.*, *Paleæ*].

1. In biology, one of the inner bracts of the inflorescence of grasses. Also applied to the flattened brown hairs or chaff found on the stems and leaves of ferns. 2. The dewlap or wattle of a bird.

**Pale** (*pāl*) [Fr. *pâle*, pale]. Deficient or wanting in the color natural to health. **P. Bark**. See *Cinchona*. **P. Catechu**. See *Gambier*. **P. Rose**. See *Rosa centifolia*.

**Paleaceous** (*pa-le-a'-she-us*) [*palea*, chaff]. In biology, furnished with chaff, or chaffy in texture.

**Paleichthyology**, **Palæichthyology** (*pa-le-ik-the-ol'-o-je*) [*παλαιός*, ancient; *ἰχθύς*, a fish; *λόγος*, science]. In biology, the science of fossil fishes.

**Paleiform** (*pa'-le-if-orm*) [*palea*, chaff; *forma*, form]. Chaff-like.

**Paleness** (*pāl'-nes*). Same as *Pallor*.

**Paleo-anthropic**, **Palæo-anthropic** (*pa-le-o-anthro-p'-ik*) [*παλαιός*, ancient; *ἄνθρωπος*, man]. In biology, of, or pertaining to, aboriginal man.

**Paleobotanic** (*pa-le-o-bot-an'-ik*) [*παλαιός*, ancient; *βοτάνη*, herb]. Pertaining to paleobotany.

**Paleobotanist** (*pa-le-o-bot'-an-ist*) [*παλαιός*, ancient; *βοτάνη*, herb]. One versed in paleobotany.

**Paleobotany**, **Palæobotany** (*pa-le-o-bot'-an-e*) [*παλαιός*, ancient; *βοτάνη*, herb]. In biology, the science of fossil plants.

**Paleo-ethnologic** (*pa-le-o-eth-no-loj'-ik*) [*παλαιός*, ancient; *ἔθνος*, race; *λόγος*, science]. Pertaining to paleo-ethnology.

**Paleo-ethnologist** (*pa-le-o-eth-nol'-o-jist*) [*παλαιός*, ancient; *ἔθνος*, race; *λόγος*, science]. One versed in paleo-ethnology.

**Paleo-ethnology** (*pa-le-o-eth-nol'-o-je*) [*παλαιός*, ancient; *ἔθνος*, race; *λόγος*, science]. The science of the primitive peoples.

**Paleola** (*pa-le'-o-lah*) [*palea*, chaff]. In biology, a diminutive palea.

**Paleolate** (*pa'-le-o-lât*) [*palea*, chaff]. In biology, having paleolæ or palea of a second order.

**Paleology** (*pa-le-ol'-o-je*) [*παλαιός*, old; *λόγος*, science]. The science of the biology of remote geologic periods, or of antiquities.

**Paleontography** (*pa-le-on-tog'-ra-fe*) [*παλαιός*, old; *ὤν*, being; *γράφειν*, to write]. A description of the fossil or extinct forms of life.

**Paleontologic** (*pa-le-on-to-loj'-ik*) [*παλαιός*, old; *ὤν*, being; *λόγος*, science]. Pertaining to paleontology.

**Paleontologist** (*pa-le-on-tol'-o-jist*) [*παλαιός*, ancient; *ὤν*, being; *λόγος*, science]. One versed in paleontology.

**Paleontology** (*pa-le-on-tol'-o-je*) [*παλαιός*, old; *ὤν*, being; *λόγος*, science]. The science of the early life-forms of the earth.

**Paleophytology**, **Palæophytology** (*pa-le-o-fi-tol'-o-je*) [*παλαιός*, ancient; *φυτόν*, plant; *λόγος*, science]. Same as *Paleobotany*.

**Paleornithology**, **Palæornithology** (*pa-le-or-nith-ol'-o-je*) [*παλαιός*, ancient; *ὄρνις*, bird; *λόγος*, science]. In biology, the science of fossil birds.

**Paleozoic** (*pa-le-o-zo'-ik*) [*παλαιός*, old; *ζῷον*, animal]. Pertaining to the geologic age preceding that of the carboniferous age, the age in which the first life-forms appeared. Also, pertaining to the life-forms of that age.

**Paleozoölogic** (*pa-le-o-zo-o-loj'-ik*) [*παλαιός*, ancient; *ζῷον*, animal; *λόγος*, science]. Pertaining to paleozoölogy.

**Paleozoölogist** (*pa-le-o-zo-ol'-o-jist*) [*παλαιός*, ancient; *ζῷον*, animal; *λόγος*, science]. One versed in paleozoölogy.

- Paleozoölogy, Palæozoölogy** (*pa-le-o-zo-ol'-o-jē*) [*παλαιός*, ancient; *ζῷον*, animal; *λόγος*, science]. In biology, the science of fossil animals.
- Palestrie** (*pa-les'-trikē*) [*παλαιστρικός*, pertaining to wrestling]. Pertaining to systematic exercise, or physical training; athletic.
- Palet** (*pal'-et*). See *Palette*.
- Palet** (*pal'-et*) [*palea*, chaff]. English term for *Palea*.
- Palette, Palet, Palet** (*pal'-et*) [*pala*, a spade]. In biology, a disc-shaped organ found especially on the front and middle tarsi of the males of certain beetles.
- Pali** (*pa'-le*) [Ind.]. Pali or Indian plague—an infectious febrile disease of India, where it is also known as *Mahamurri*. **P. Plague**. Synonym of the *Plague*, *q.v.*
- Palicourea** (*pa-lik-oo'-re-ah*) [L.]. A Brazilian rubiacious shrub, numbering several species, some of which are poisonous. **P. diuretica** and **P. officinalis**, have diuretic properties. Unof.
- Palillo** (*pal-el'-yo*) [Sp.]. A Peruvian plant of value in gastric disorders.
- Palimptosis** (*pal-imp-to'-sis*) [*πάλιν*, back; *πτῶσις*, a fall]. A falling back; properly, a falling back to a former position, whether after a proptosis, or abnormal forward displacement, or after the rectification of backward displacement.
- Palincotesis** (*pal-in-kot-el'-sis*) [*πάλιν*, again; *κοτείν*, to be angry]. Recrudescence or recurrence of a disease or wound.
- Palindromia** (*pal-in-dro'-me-ah*) [*πάλιν*, again; *δρόμος*, a course]. Recurrence or growing worse of a disease; a relapse.
- Palingenesis** (*pal-in-jen'-es-is*) [*πάλιν*, again; *γένεσις*, production]. 1. In biology, the theory that the developmental history of an individual germ is the brief recapitulation of the development of its ancestors; unmodified ontogeny, the antonym of *Kenogenesis*. 2. The transformation or metamorphosis of an insect. 3. The recreation of life after a geologic catastrophe. 4. The supposed generation of a parasite from its host or from dead matter.
- Palingenesis** (*pal-in-jen'-es-e*). Same as *Palingenesis*.
- Palingenetic** (*pal-in-jen-el'-ik*) [*πάλιν*, again; *γένεσις*, genesis]. Of, or pertaining to, palingenesis; development according to the primitive or original mode.
- Palingeny** (*pal-in'-jen-e*) [*πάλιν*, again; *γενής*, producing]. Same as *Palingenesis*.
- Palirrhæa** (*pal-ir-el'-ah*) [*πάλιν*, again; *ροία*, flow]. The return of a mucous discharge.
- Palisade** (*pal-is-ad'*) [Fr., *palisser*, to inclose with pales]. A fence made of strong poles or stakes set firmly in the ground. **P.-cell**, in biology, a constituent cell of palisade-tissue. **P.-parenchyma**, the same as *P.-tissue*. **P.-tissue**, in biology, applied to certain cells which are elongated at right angles to the surface, occurring especially on the upper side of leaves. **P.-worm**. See *Parasites (Animal)*, *Table of*.
- Palladium** (*pal-a'-de-um*) [*πῦλλάδιον*, a statue of Pallas]. A rare and valuable metal, in some respects resembling platinum. Symbol, Pd., at. wt., 106.5, spec. grav. 11.4. It is sometimes used in making instruments of precision, and it has been employed in dentistry. See *Elements*, *Table of*.
- Palet** (*pal'-et*). See *Palette*.
- Palliation** (*pal-e-a'-shun*) [*palliare*, to cloak]. The act of soothing or moderating, without really curing.
- Palliative** (*pal'-e-a-tiv*) [*palliare*, to cloak]. A drug relieving or soothing the symptoms of a disease without curing it.
- Pallid** (*pal'-id*) [*pollere*, to look pale]. Pale.
- Palliobranchiate** (*pal-e-o-brang'-ke-āt*) [*pallium*, a cloak; *branchia*, gills]. In biology, breathing by means of the mantle.
- Palliocardiac** (*pal-e-o-kar'-de-ak*) [*pallium*, a cloak; *καρδία*, heart]. In biology, pertaining to the mantle and to the pericardial sac of a mollusc.
- Palliopedal** (*pal-e-o-ped'-al*) [*pallium*, cloak; *pes*, foot]. In biology, pertaining to both the foot and the mantle or pallium of a mollusc.
- Pallium** (*pal'-e-um*) [*pallium*, a mantle, cloak]. In biology, the mantle or enclosing and shell-forming tissue of a mollusc; the stragulum.
- Pallor** (*pal'-or*) [L.]. Paleness, especially of the skin and mucous membranes. **P. chloroticus**, the peculiar paleness of chlorotic persons. **P. eximius**, abnormal paleness, usually due to anemia. **P. pathematicus**, the pallor due to terror or fright. **P. virginum**. Synonym of *Chlorosis*.
- Palm** (*pal'm*) [*palma*, *παλάμα*, palm]. 1. The inner or ventral surface of the hand; the flat of the hand. 2 [*palma*, a palm-tree]. A palm-tree. **P.-oil**, *Oleum palmæ*, is obtained from the fruit of several species of palm. Fresh palm-oil has an orange-yellow tint, a sweetish taste, and an odor resembling that of violets. Its specific gravity is about .968; its consistency is that of butter or lard. It ordinarily becomes rancid rapidly, and hence usually contains free acid. It is used in candle-making and soap-making, and also to color and scent ointments, pomades, soap, and powders. See *Oil*. **P.-wine**, the juice of several species of wine-palms which has undergone vinous fermentation. The distilled product is known as *arrack*.
- Palma** (*pal'-mah*) [L.: *pl.*, *Palmæ*]. 1. In biology: (a) The palm of the hand. (b) The enlarged first joint of the front tarsus of a bee. (c) The dilated and setose tarsus of an insect. 2. A palm-tree. **Oleum palmæ**. See *Palm-oil*. **Palmæ plicatæ**, the arborescent rugæ of the interior of the vagina.
- Palmar** (*pal'-mar*) [*palma*, palm]. Pertaining to the palm of the hand. **P. Abscess**, an abscess in the palm of the hand, usually situated beneath the palmar fascia. **P. Arch**, one of the curved arches formed by the anastomosis of the radial and ulnar arteries in the hand. There are two, a superficial and a deep. **P. Arteries**. See *Arteries*, *Table of*. **P. Fascia**, the sheath investing the muscles of the hand. **P. Muscles**. See *Muscles*, *Table of*. **P. Reflex**. See *Reflexes*, *Table of*. **P. Triangle**. See *Triangle*.
- Palmaris** (*pal-ma'-ris*). See *Muscles*, *Table of*.
- Palmate** (*pal'-māt*) [*palma*, the palm of the hand]. In biology, resembling in some way the open palm, as the webbed foot of a bird or reptile, or a five-lobed leaf.
- Palmatid** (*pal-mat'-if-ia*) [*palmatus*, palmate; *findere*, to cleave]. In biology, palmately cleft.
- Palmatiform** (*pal-mat'-if-orm*) [*palma*, the palm of the hand; *forma*, form]. In biology, having the form of a hand.
- Palmatilobate** (*pal-mat-il-o'-bāt*) [*palma*, the palm of the hand; *lobus*, a lobe]. In biology, palmately lobed.
- Palmation** (*pal-ma'-shun*) [*palma*, the palm of the hand]. In biology, the state of being palmate, as the webbed foot of a bird, or a five-lobed leaf.
- Palmatipartite** (*pal-mat-ip-ar'-tiit*) [*palma*, the palm of the hand; *partiri*, to divide]. In biology, palmately parted.
- Palmatisect** (*pal-mat'-is-ekt*) [*palma*, the palm of the hand; *secare*, to cut]. In biology, palmately compound.
- Palmature** (*pal'-mat-ūr*) [*palma*, palm]. Union of the fingers, either congenital or from burns, wounds, or other trauma.
- Palmella** (*pal-mell'-ah*) [*παλμός*, vibration]. A genus of fresh-water algæ believed by Salisbury to be the origin of the spores that produce malarial fever.



**Palmellin** (*pal-mell'-in*) [*παλμός*, vibration]. Phipson's name for the coloring-principle of a fresh-water alga, the *Palmella cruenta*. It is red in color, resembling hemoglobin, and contains iron in combination with an albuminous substance.

**Palmetto** (*pal-met'-o*). See *Saw Palmetto*.

**Palmitic** (*pal'-mik*) [*palma*, palm]. Referring to the palm; palmitic. **P. Acid**. See *Acid, Palmitic*.

**Palmitic** (*pal'-mik*) [*παλμός*, throb]. Pertaining to the pulse or to palpitation.

**Palmicolous** (*pal'-mik'-o-lus*) [*palma*, palm-like; *colere*, to inhabit]. Growing on the palm-tree.

**Palmification** (*pal'-mif-ik-a'-shun*) [*palma*, palm; *ficare*, *facere*, to make]. In biology, the artificial fertilization of the flowers of certain trees; originally applied to the date-palm.

**Palmiform** (*pal'-mif-orm*) [*palma*, the palm of the hand; *forma*, form]. The same as *Palmatiform*.

**Palmigrade** (*pal'-mig-rād*) [*palma*, the palm of the hand; *gradi*, to walk]. In biology, treading on the soles of the foot; plantigrade.

**Palmilla** (*pal-mil'-ah*). Synonym of *Palmella*.

**Palminerved** (*pal'-min-er-ud*) [*palma*, palm; *nervus*, nerve]. In biology, palmately nerved.

**Palmped** (*pal'-mip-ed*) [*palma*, palm; *pes*, foot]. Having webbed feet.

**Palmisty** (*pal'-mit-stre*) [*palma*, palm of hand]. The comparative study of the lines, marks, and mounds on the palm of the hand; it has been made the basis of a system of fortune-telling.

**Palmitamid** (*pal-mit'-am-id*) [*palma*, palm; *amid*],  $C_{16}H_{33}NO$ . A solid substance melting at about  $93^{\circ}C$ , formed by the union of the amid radicle of ammonia and the radicle of palmitic acid.

**Palmitic Acid** (*pal-mit'-ik*). See *Acid*.

**Palmitin** (*pal'-mit-in*) [*palma*, palm-tree].  $C_3H_5(C_{16}H_{31}O_2)_3$ . A solid crystallizable substance which, with stearin, constitutes the greater proportion of solid fats. It occurs both in animal and in vegetable fats. It is a constituent of palm-oil, from which it derives its name. Chemically, it is the tripalmitate of glyceryl.

**Palmitolic Acid** (*pal-mit-ol'-ik*). See *Acid*.

**Palmitone** (*pal'-mit-on*) [*palma*, palm-tree],  $C_{31}H_{62}O_2$ . A ketone of palmitic acid resulting when the latter is distilled with slaked lime.

**Palmitoxylic Acid** (*pal-mit-oks-il'-ik*). See *Acid*.

**Palmi-veined** (*pal'-miv-and*) [*palma*, a palm; *vena*, a vein]. In biology, netted-veined, with the veins radiating from the base toward the margin of the leaf-blade.

**Palmodic** (*pal'-mod'-ik*) [*παλμός*, like palmus]. Pertaining to, resembling, or affected with, palmus.

**Palmo-plantar** (*pal'-mo-plan'-tar*) [*palma*, palm; *planta*, the sole of the foot]. Pertaining to both the palms of the hands and the soles of the feet. **P.-plantar Sign**, *Filipowicz' Sign*; said to be diagnostic of typhoid fever. It consists of an orange or saffron coloration of the prominent parts of the palms of the hands and the soles of the feet. The change in color is attributed to feebleness of the action of the heart, causing incomplete filling of the capillaries, and dryness of the skin. See *Signs and Symptoms, Table of*.

**Palmoscopy** (*pal-mos'-ko-pe*) [*παλμός*, throb; *σκοπεῖν*, to observe]. The observation of the heart-beat and the pulse.

**Palmospasmus** (*pal-mo-spaz'-mus*) [*παλμός*, throb; *σπασμός*, spasm]. A clonic spasm. **P.**, **Electric**, a peculiar reaction of the muscles to the electric current in progressive muscular atrophy.

**Palmosseus** (*pal-mos'-e-us*) [*palma*, palm; *osseus*, bony]. Any palmar interosseous muscle.

**Palmus** (*pal'-mus*) [*παλμός*, a twitch]. 1. Jumpers' disease; lata, or miryachit; a convulsive tic, with echolalia and abulia. 2. Subsultus; palpitation; pulsation; twitching; jerkiness.

**Palmus** (*pal'-mus*) [*palmus*, the palm of the hand]. An old measure of length. **P. major**, contains twelve fingers. **P. minor**, four inches.

**Palp** [*palpare*, to touch softly, to stroke]. In biology, a tactile organ. See *Palpus*.

**Palpal** (*pal'-pal*) [*palpare*, to touch softly]. In biology, of, or pertaining to, a palp. **P. Organs**, the modified recti-palpi of male spiders, functioning as impregnating organs.

**Palpate** (*pal'-pāt*) [*palpare*, to feel]. To examine by touch.

**Palpation** (*pal-pa'-shun*) [*palpare*, to feel]. In physical diagnosis, the laying of the hand on a part of the body or the manipulation of a part with the hand or fingers for the purpose of ascertaining its condition or that of underlying organs. **P.**, **Abdomino-vaginal**, examination of the pelvic contents in women by means of a finger in the vagina and a hand in the suprapubic region pressing downward. **P.**, **Bimanual**, the use of the two hands in examining an organ; the hands are placed on opposite sides, or one in the vagina and the other on the abdomen, and press toward each other. **P.**, **Combined** or **Conjoined**. Synonym of *P.*, *Bimanual*.

**Palpatometry** (*pal-pat-om'-et-re*) [*palpare*, to feel; *μετρον*, measure]. A measuring of the greatest pressure that can be borne without pain.

**Palpebra** (*pal'-pe-brā*) [L.]. The eyelid.

**Palpebral** (*pal'-pe-bral*) [*palpebra*, eyelid]. Pertaining to the eyelid. **P. Conjunctiva**, the conjunctiva of the eyelids. **P. Fissure**, the opening between the upper and lower eyelids. **P. Folds**. See *Folds*. **P. Portion of the Lacrymal Gland**. See *Gland, Accessory of Rosenmüller*.

**Palpebralis** (*pal-pe-brā'-lis*) [*palpebra*, eyelid]. The levator palpebræ superioris muscle. See *Muscles, Table of*.

**Palpebritis** (*pal-pe-brit'-tis*) [*palpebra*, eyelid; *τις*, inflammation]. Synonym of *Blepharitis*.

**Palpicle** (*pal'-pis-il*) [*palpus*, a feeler; *cilium*, a cover, an eyelid]. In biology, a tactile hair.

**Palpifer** (*pal'-pif-er*) [*palpus*, a feeler; *ferre*, to bear]. In biology, the outer lobe of the maxilla of an insect; the bearer of the palpus.

**Palpiform** (*pal'-pif-orm*) [*palpus*, a feeler; *forma*, form]. Having the form or function of a palp.

**Palpiger** (*pal'-pif-er*) [*palpus*, a feeler; *gerere*, to bear]. In biology, an appendage to the labium of certain insects; the bearer of the labial palpus.

**Palpitate** (*pal'-pit-āt*) [*palpitare*, to quiver]. To flutter, to tremble or to beat abnormally fast; applied especially to the heart.

**Palpitation** (*pal-pit-a'-shun*) [*palpitatio*, a beating]. Any spasmodic fluttering or tremor, especially the abnormally rapid beating of the heart, of which the person is conscious. It is associated often with a choking sensation in the throat. It may be due to organic disease or to functional disturbance of the heart; very often it is caused by disorders of the stomach. **P.**, **Arterial**, arterial pulsation synchronous with the action of the heart, seen sometimes in the epigastric region in the course of the aorta. It is quite common in hysteric persons. **P.**, **Celiac**, palpitation of the abdominal aorta. **P.**, **Nervous**, palpitation of the heart due to reflex disturbances from diseases of other organs. **P.**, **Symptomatic**, of *Andral*, the reflex palpitation of the heart sometimes observed when teniæ are present in the intestines.

**Palpocil** (*pal'-po-sil*). Same as *Palpicil*.

**Palpon** (*pal'-pon*) [*palpus*, a feeler]. In biology, a siphonophoran polyp, specialized as a taster or feeler. Cf. *person*.

**Palpulus** (*pal'-pu-lus*) [dim. of *palpus*, a feeler: *pl.*, *Palpuli*]. In biology, a diminutive palpulus.

**Palpus** (*pal'-pus*) [*palpare*, to touch softly: *pl.*, *Palpi*]. In biology: (a) one of the tactile organs or feelers attached to the maxilla or labium of an insect; (b) one of the fleshy lobes at the side of the mouth of certain molluscs, usually called the *labial palp*.

**Palsy** (*pa-wl'-ze*) [ME., *palsey*, palsy]. Paralysis. **P., Bell's**. See *Diseases, Table of*. **P., Birth**. See *Birth*. **P., Cerebral**, a paralysis due to a lesion in the brain. **P., Creeping**, an old term for progressive muscular atrophy. **P., Crutch**, that due to pressure of the crutch in the axilla upon the brachial nerves. **P., Dancers'**, a cramp affecting especially the muscles in the calf of the professional danseuse. **P., Erb's: 1.** Paralysis of the brachial plexus. **2.** Spastic paraplegia. See *Diseases, Table of*. **P., Facial**. See *Paralysis, Bell's*. **P., Pen**. See *Writers' Cramp*. **P., Scriveners'**. Synonym of *Writers' Cramp*. **P., Shaking**. Synonym of *Paralysis agitans*. **P., Wasting**, progressive muscular atrophy.

**Paludal** (*pal'-u-dal*) [*palus*, *paludis*, marsh]. Pertaining to a marsh or the exhalations of marshes. Also a synonym of *Malarial*. **P. Fever**. Synonym of *Intermittent Fever*.

**Paludicole** (*pal-u'-dik-ol*) [*palus*, a marsh; *colere*, to inhabit]. In biology, inhabiting marshes.

**Paludine** (*pal'-u-din*) [*palus*, a marsh]. Paludal.

**Paludinous** (*pal-u'-din-us*) [*palus*, a marsh]. Pertaining to marshes.

**Paludism** (*pal'-u-diam*) [*palus*, a marsh]. Malarial poisoning; impaludism.

**Paludose** (*pal'-u-doz*) [*palus*, a marsh]. In biology, growing in marshy places.

**Paludous** (*pal'-u-dus*) [*palus*, a marsh]. Marshy or swampy. Having the nature of, or affected with, marsh-fever.

**Palulus** (*pal'-u-lus*) [dim. of *palus*, a stake, pale: *pl.*, *Paluli*]. A small palus; applied to the columellar rods in actinozoa.

**Palumbo's Net**. See *Net, Bathygraphic*.

**Palus** (*pal'-lus*) [*palus*, a stake, pale: *pl.*, *Pali*]. In biology, one of the plates found in corals between the inner edge of certain septa and the axis of the visceral chamber.

**Palustral** (*pal-us'-tral*) [*palus*, marsh]. Pertaining to, or having the nature of, marsh-fever; paludal.

**Palustrine** (*pal-us'-trin*) [*palus*, a swamp]. The same as *Paludal*.

**Pambotano** (*pam-bo-tan'-o*) [native Mexican]. A Mexican plant, *Calliandra houstoni*, belonging to the order of *Leguminosae*. It is a bitter and antimalarial of the first order. Dose of the powdered drug, 70 grains in 24 hours. The preparations are the tincture, decoction, elixir, and alcoholic extract. Unof.

**Pamphagous** (*pam'-fag-us*) [*πᾶς*, all; *φαγεῖν*, to devour]. Omnivorous.

**Pamphilus** (*pam'-fil-us*) [*πᾶς*, all; *φιλεῖν*, to love]. A plaster.

**Pamphobia** (*pam-fo'-be-ah*). See *Panophobia*.

**Pampinary** (*pam'-pin-a-re*) [*pampinus*, a tendril, or young shoot of a vine]. In biology, of, or pertaining to, a young shoot.

**Pampiniiform** (*pam'-pin'-if-orm*) [*pampiniiformis*: *pampinus*, tendril; *forma*, form]. Having the form of a tendril. **P. Plexus**. See *Plexus, Spermatic*.

**Pampinocele** (*pam'-pin'-o-sel*) [*pampinus*, tendril;

*κήλη*, tumor]. A varicocele of the veins of the pampiniform plexus.

**Pamphlegia** (*pam-ple'-je-ah*) [*πᾶς*, all; *πληγή*, stroke]. General paralysis.

**Pamprodactylous** (*pam-pro-dak'-til-us*) [*πᾶς*, all; *πρό*, forward; *δάκτυλος*, finger]. In biology, applied to birds in which all four toes turn inward.

**Pan-** [*πᾶν*, neuter of *πᾶς* (*gen.* *παντός*), all, everything]. A Greek word signifying all, everything. The form *panto-* is frequently employed.

**Pan** [ME., *panne*, a pan]. A low, flat-bottomed vessel. **P., Bed**, a large, flat oval pan, usually of china, serving as a receptacle for the fecal discharges and urine of bed-patients. **P., Brain**, **P., Head**, the skull. **P., Knee**, the patella.

**Panacea** (*pan-as-e'-ah*) [*πανᾶκεια*, a cure-all]. A cure-all; a name applied to various empiric preparations alleged to cure a multitude of diseases.

**Panache** (*pa-nash'*) [*penna*, feather, plume]. In biology, a tuft of hairs or feathers.

**Panacoon** (*pan'-ak-on*),  $C_{27}H_{10}O_8$ . A white, tasteless, crystalline body derived from the root of *Aralia quinquefolia*.

**Panado** (*pan-a'-do*) [Sp. *panada*, from *panis*, bread]. Bread softened in water. Also, a bread-poultice.

**Panæsthesia** (*pan-es-the'-ze-ah*). See *Panesthesia*.

**Panæsthetism** (*pan-es'-thet-izm*). See *Panesthesia*.

**Panama Fever**. **1.** See *Fever*. **2.** A synonym of *Yellow Fever*.

**Panakuil** (*pan-ak'-wil-on*),  $C_{24}H_{22}O_{18}$ . An amorphous, bitter-sweet principle extracted from the root of *Aralia quinquefolia*.

**Panaricium** (*pan-ar-ist'-e-um*). See *Panaris*.

**Panaris** (*pan-a'-ris*) [*panaricium*, a disease of the finger-nails]. Phlegmonous inflammation of the finger or toe. Whitlow. See also *Paronychia*. **P., Analgesic**. See *Morvan's Disease*. **P., Periosteal**, phalangeal periostitis. **P., Tendinous**, inflammation of the sheath of a digital tendon.

**Panaritim** (*pan-ar-ish'-e-um*). See *Panaris* and *Whitlow*.

**Panarthrit** (*pan-ar-thri'-tis*) [*πᾶς*, all; *ἄρθρον*, joint; *ιτις*, inflammation]. General inflammation of the structures of a joint.

**Panas' Solution**. A mild antiseptic collyrium, serviceable in conjunctivitis, blepharitis, etc. It contains mercuric iodid 1, absolute alcohol 400, distilled water sufficient to make 20,000 parts.

**Panax** (*pa'-naks*) [*πάναξ*, panacea]. Ginseng. The root of *P. quinquefolium*, much used in China as a cure-all. It is a demulcent and mild purgative. Unof.

**Pancenonosos** (*pan-sen-on'-o-sos*) [*πᾶς*, all; *κοινός*, common; *νόσος*, disease]. An epidemic disease.

**Pancenus** (*pan-sen'-us*) [*πᾶς*, all; *κοινός*, common]. Epidemic.

**Panchrestus** (*pan-kres'-tus*) [*πᾶς*, all; *χρηστός*, useful]. Same as *Panacea*.

**Panchymagogue** (*pan-ki'-mag-og*) [*πᾶς*, all; *χίμα*, juice; *ἀγωγός*, leading]. A drug supposed to deplete all the fluids and humors of the body. [Old.]

**Pancratic** (*pan-kra'-tik*) [*πᾶς*, all; *κράτος*, strength]. Having a variable magnifying power; applied to the eye-pieces of certain microscopes.

**Pancreas** (*pan'-kre-as*) [*πᾶς*, all; *κρέας*, flesh]. A large racemose gland, from six to eight inches in length, lying transversely across the posterior wall of the abdomen. It secretes a limpid, colorless fluid for the digestion of proteids, fats, and carbohydrates. The sweetbread of animals; the abdominal salivary gland of the Germans. It is vulgarly termed "*gut bread*," or "*belly sweetbread*," in contradistinction to the thymus or true sweetbread. **P., Accessory**, a small mass of



glandular structure similar to the pancreas, and adjacent to it. **P. Aselli**, a collection of lymph-glands in the mesentery of some mammals, resembling a

**Pancreatin** (*pan'-kre-at-in*) [*πᾶς*, all; *κρέας*, flesh]. The active elements of the juice of the pancreas; also the commercial extract of the pancreas. It is added

to fats, milk, soups, gruel, etc. **Pancreaticus**, **Liquor**, prepared by digesting pigs' pancreas with four times its weight of alcohol. Dose  $\frac{3}{4}$  ss. Unof. See also *Organotherapy*.

**Pancreatitis** (*pan-kre-at-i'-it*) [*πάγ-κρεας*, pancreas; *ιτις*, inflammation]. Pertaining to pancreatitis.

**Pancreatitis** (*pan-kre-at-i'-tis*) [*πάγ-κρεας*, pancreas; *ιτις*, inflammation]. Inflammation of the pancreas.

**Pancreatize** (*pan'-kre-at-iz*) [*πάγ-κρεας*, pancreas]. To treat, or digest, with pancreatin.

**Pancreatogen** (*pan-kre-at'-o-jen*) [*πάγ-κρεας*, the pancreas; *γένεσις*, production]. A nutritive element capable of being changed into pancreatin.

**Pancreatogeny** (*pan-kre-at-oj'-en-e*) [*πάγ-κρεας*, pancreas; *γένεσις*, genesis]. The conversion by the pancreas of suitable pabulum into pancreatin.

**Pancreatoid** (*pan'-kre-at-oid*) [*πάγ-κρεας*, pancreas; *ειδος*, like]. Resembling the pancreas.

**Pancreatotomy** (*pan-kre-at'-o-me*). See *Pancreatotomy*.

**Pancreatoncus** (*pan-kre-at-onc'-us*) [*πάγ-κρεας*, pancreas; *ὄγκος*, tumor]. A tumor of the pancreas.

**Pancreatorrhagia** (*pan-kre-at-or-a'-je-ah*) [*πάγ-κρεας*, pancreas; *ῥηγνύναι*, to burst forth]. Hemorrhage from the pancreas.

**Pancreatotomy** (*pan-kre-at-ot'-o-me*) [*πάγ-κρεας*, pancreas; *τομή*, a cutting]. Incision of the pancreas.

**Pancreazymose** (*pan-kre-az-i'-mōz*) [*πάγ-κρεας*, pancreas; *ζύμη*, leaven]. One of the pancreatic ferments.

**Pancreectomy** (*pan-kre-ek'-to-me*). See *Pancreatotomy*.

**Pancreopathia** (*pan-kre-o-path'-e-ah*) [*πάγ-κρεας*, pancreas; *πάθος*, disease]. Disease of the pancreas.

**Pandalitium** (*pan-dal-ish'-e-un*). Synonym of *Paronychia*.

**Pandanus** (*pan-da'-nus*) [Malay, *pandang*, conspicuous]. A genus of pandaneaceous plants. **P. caricosus**, a species of screw-pine indigenous in the Molucca Islands, and the leaves of which are used in gastro-intestinal disorders. **P. odoratissima**, **P. utilis**, fragrant screw-pine; keora oil-plant, used in dysentery. Unof.

**Pandemia** (*pan-de'-me-ah*) [*πᾶς*, all; *δῆμος*, people]. An epidemic that attacks all persons.

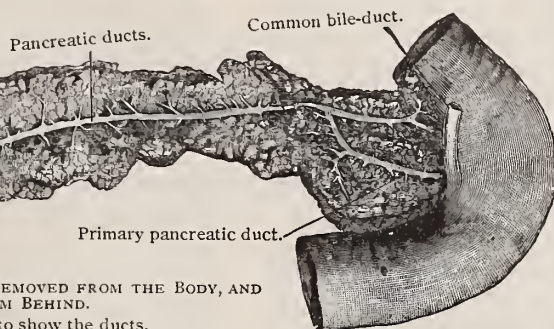
**Pandemic** (*pan-dem'-ik*) [*πᾶς*, all; *δῆμος*, people]. Epidemic over a wide area.

**Pandemy** (*pan'-dem-e*). Same as *Pandemia*.

**Pander, Blood-islands of**. Multinucleated areas of the angioblastic cells of the mesoderm, which give rise to the endothelium of the blood-vessels, or are converted into primary blood-corpuscles. **P.**, **Nucleus of**. See *Nucleus*.

**Pandiculation** (*pan-dik-u-la'-shun*) [*pandiculatio*: *pandere*, to stretch out]. The act of stretching the limbs, especially on waking from sleep. It is sometimes symptomatic of fever, hysteria, and of malarial affections. Also, yawning.

**Pandochium, Pandochium** (*pan-do'-ke-un*) [*πᾶς*,



PANCREAS AND DUODENUM REMOVED FROM THE BODY, AND SEEN FROM BEHIND.

The gland is cut to show the ducts.

pancreas. **P., Lesser**, a small partially detached portion of the gland, lying posteriorly to its head and having occasionally a separate duct which opens into the pancreatic duct proper. **P., Little**. Same as *P., Lesser*. **P.-ptyalin**, an amylolytic ferment secreted by the pancreas; amylopsin. **P., Small**, a glandular mass frequently found under the true pancreas, and similar in structure. **P. Winslowii**. Same as *P., Lesser*.

**Pancreatalgia** (*pan-kre-at-al'-je-ah*) [*πᾶς*, all; *κρέας*, flesh; *ἄλγος*, pain]. Pain in the pancreas.

**Pancreatotomy** (*pan-kre-at-ek'-to-me*) [*πᾶς*, all; *κρέας*, flesh; *ἐκτομή*, excision]. Excision of a portion or all of the pancreas.

**Pancreatophraxis** (*pan-kre-at-em-fraks'-is*) [*πᾶς*, all; *κρέας*, flesh; *ἐμφορίζω*, stoppage]. Obstruction of the pancreatic duct.

**Pancreathelcosis** (*pan-kre-at-el-ko'-sis*) [*πᾶς*, all; *κρέας*, flesh; *ἐλκωσις*, ulceration]. Ulceration of the pancreas.

**Pancreatic** (*pan-kre-at'-ik*) [*πᾶς*, all; *κρέας*, flesh]. Pertaining to the pancreas. **P. Duct**, the efferent duct carrying the secretions of the pancreas to the intestines; it is also known as the duct of Wirsung. See *Duct*. **P. Fluid, or Juice**, the fluid secreted by the pancreas. It is thick, transparent, colorless, odorless, of a salty taste, and strongly alkaline. By heat it is coagulated into a white mass, from the presence of serum-albumin. Its composition is water 900.8, and solids 99.2. Of the latter, 90.4 are organic matter, and 8.8 inorganic matter. The ash from 1000 parts of juice yields soda 0.58; sodium chlorid 7.35; potassium chlorid 0.02; phosphates of alkaline earths and iron 0.53; sodium phosphate 0.01; lime and magnesia 0.32. Traces of leucin and soaps are present in the fresh juice. The ferments or enzymes, four in number, that it contains give to it its important digestive power. Its *dilatatic* action is due to *amyllopsin*; its *tryptic* or *proteolytic* action results from the presence of *trypsin*; its action on fats is due to the presence of *steapsin*, which causes the fats to split up into glycerin and the corresponding fatty acids; and, finally, it contains a *milk-curdling* ferment.

**Pancreatica** (*pan-kre-at'-ik-ah*) [*πάγ-κρεας*, pancreas]. The pancreatic artery.

**Pancreatico-duodenal** (*pan-kre-at'-ik-o-du-od'-en-al*) [*πᾶς*, all; *κρέας*, flesh; *duodenum*, duodenum]. Pertaining to the pancreas and the duodenum. **P.-d. Artery**. See *Arteries, Table of*.

**Pancreatico-splenic** (*pan-kre-at'-ik-o-splen'-ik*) [*πᾶς*, all; *κρέας*, flesh; *σπλήν*, spleen]. Pertaining to the pancreas and the spleen.

- all; *δέχεσθαι*, to receive]. A hospital receiving all diseases.
- Pandurate** (*pan'-du-rāt*) [*pandura*, a musical instrument]. Shaped like a pandura or violin.
- Panduriform, Pandurate** (*pan-du'-rif-orm*, *pan'-du-rāt*) [*pandura*, a lyre; *forma*, form]. Fiddle-shaped; pandurate. **P. Head**, a head whose transverse section would show a fiddle-shaped outline.
- Panesthesia** (*pan-es-the'-ze-ah*) [*πᾶς*, all; *αἰσθησις*, perception]. General or total sensation; cenesthesia.
- Panesthetism** (*pan-es'-thet-izm*). Same as *Panesthesia*.
- Pang** [ME., *pange*, a pang]. A momentary sharp pain.
- P., Breast**, angina pectoris.
- Pangene** (*pan'-jen*) [*πᾶς* (*παν-*), all; *γένεσις*, birth, production]. In biology, according to DeVries' theory of heredity, one of the primary bearers of the individual qualities or characters of the cell, *i.e.*, the constituent qualities of the species; one of the ultimate vital particles. Germ-substance is held to be formed of a number of different kinds of pangenes, of which as many are present as there are qualities in the species; they have no definite arrangement, but are freely miscible. They differ from the "gemmules" of Darwin and correspond to the "biophors" of Weismann. See *Heredity*.
- Pangenesis** (*pan-jen'-es-is*) [*πᾶς*, all; *γένεσις*, production]. In biology, Darwin's theory of heredity, which supposes the existence of gemmules separated from the body-cells and segregated from the circulation by the reproductive glands. These preformed constituents of all parts of the fully-formed animal or plant become aggregated in the germ, and give rise by a process of evolution to the new organism. Pangenesis is opposed to the theory of epigenesis, or the origin of the fully-formed organism by a gradual process of differentiation. See *Heredity*. **P., Intracellular**, the origin of ultimate vital particles (pangenes, gemmules, biophors) within the cell.
- Pangenetic** (*pan-jen-et'-ik*) [*πᾶς*, all; *γένεσις*, genesis]. Pertaining to pangenesis.
- Pangium edule** (*pan'-je-um-e-du'-le*) [L.]. A bixaceous plant of Java. Its oily leaves, though edible after due preparation, contain a powerfully narcotic principle which is readily removed by maceration in cold water. Unof.
- Panhistophyton** (*pan-his-toff'-it-on*) [*πᾶς*, all; *ιστός*, web, tissue; *φυτόν*, plant]. See *Microbe of Pebrine*, under *Bacteria*. See also *Microsporidia*.
- Panhysterectomy** (*pan-his-ter-ek'-to-me*) [*πᾶς*, all; *ἵστέρα*, womb; *ἐκτομή*, excision]. Complete extirpation, or surgical removal, of the uterus.
- Panicle** (*pan'-ik-l*) [*panus*, a thread wound upon the bobbin in a shuttle]. In biology, a branched raceme; an inflorescence of varying shape (determinate, indeterminate, cymose, botryose), but typically loose and spreading, with repeatedly branched peduncles, as seen in the grasses or the lilac.
- Panicula** (*pan-ik'-u-lah*) [L.]. A swelling or tumor.
- Paniculate** (*pan-ik'-u-lāt*) [*panicula*, a panicle]. In biology, arranged in panicles.
- Paniculus** (*pan-ik'-u-lus*). See *Panniculus*.
- Panicum** (*pan'-ik-um*) [L.]. Panic-grass, a graminaceous plant widely distributed. **P. insulare**, a West Indian species, having purgative properties. Unof.
- Panidrosis** (*pan-id-ro'-sis*) [*πᾶς*, all; *ἰδρώς*, sweat]. General perspiration.
- Panis** (*pan'-is*) [L.]. Bread.
- Panizza, Foramen of**. See *Foramina, Table of*.
- Panmixia** (*pan-miks'-e-ah*) [*πᾶς*, all; *μῖξις*, mixing]. In biology, Weismann's term for the tendency of organic structures to retrogress and disappear when their value to the species becomes *nil*, as *e.g.*, the eyes in cave-animals.
- Pannecrotomy** (*pan-nek-ro'-o-me*) [*πᾶς*, all; *νεκρός*, dead; *τομή*, a cutting]. The dissection of all dead bodies, suggested by Kraus as the best method to prevent burial of living persons.
- Pannetier's Green**. Same as *Mittler's Green*.
- Panneuritis** (*pan-nu-ri'-tis*) [*πᾶς*, all, every; *νεῦρον*, nerve; *ιτις*, inflammation]. A synonym of multiple neuritis.
- Panniculus** (*pan-ik'-u-lus*) [dim. of *pannus*, a piece of cloth]. A small piece of cloth. In anatomy, a small membrane. **P. adiposus**, a compact layer in the subcutaneous stratum of the skin, in which the interfascicular spaces of the reticular framework of fibro-elastic bundles are occupied by adipose tissue. The large, thin muscles by which the lower animals move the skin, represented in man mainly by the platysma and by some of the facial muscles. **P. cordis**, the pericardium. **P. subtilis**, the pia mater. **P. transversus**, the diaphragm.
- Pannose** (*pan'-ōz*) [*pannus*, cloth, rag]. In biology: (a) Having the texture or appearance of woolen cloth or felt. (b) Covered with a felted coat of hairs.
- Pannus** (*pan'-us*) [L., a cloth]. Vascularization of the cornea, usually due to the irritation of trachoma-granulations. (The cornea is normally non-vascular.) **P. carnosus**, **P. crassus**, one that has acquired a considerable thickness. **P. siccus**, an old pannus composed of connective tissue and poor in vessels.
- Panochia** (*pan-o'-e-ah*). Synonym of *Veneral Bubo*.
- Panococo** (*pan-o'-ko'-ko*) [S. Amer.]. The South American leguminous tree, *Swartzia tomentosa*; its bark is strongly sudorific, and the tree affords a black resin. Unof.
- Panoistic** (*pan-o-is'-tik*) [*πᾶς*, all; *ὄν*, egg]. In biology, applied to ovaries that produce ova only; as distinguished from *meroistic* ovaries, which produce separate ova and yolk-cells or nutritive cells.
- Panopathy** (*pan-op'-ath-e*) [*πᾶς*, all; *πάθος*, disease]. A disease widely prevalent among many people, or affecting all the tissues of one individual.
- Panophobia** (*pan-o-fō'-be-ah*). See *Panophobia*.
- Panophthalmia** (*pan-off-thal'-me-ah*). See *Panophthalmitis*.
- Panophthalmitis** (*pan-off-thal-mī'-tis*) [*πᾶς*, all; *ὀφθαλμός*, eye; *ιτις*, inflammation]. Inflammation of all the tissues of the eyeball.
- Panosteitis** (*pan-os-le-i'-tis*) [*πᾶς*, all; *ὀστέον*, bone; *ιτις*, inflammation]. An inflammation of all the parts of a bone.
- Panotitis** (*pan-o-tī'-tis*) [*πᾶς*, all; *ὄτις*, ear; *ιτις*, inflammation]. An inflammatory affection involving all the structures of the ear, and resulting in complete destruction of its functions, with dangerous bone-sequelæ.
- Panpharmacon** (*pan-far'-mak-on*) [*πᾶς*, all; *φάρμακον*, drug]. A panacea.
- Panphlegmon** (*pan-fleg'-mon*) [*πᾶς*, all; *φλεγμονή*, inflammation]. Gangrene of rapid course and development, probably microbic in origin.
- Panphobia** (*pan-fō'-be-ah*) [*πᾶς*, all; *φόβος*, dread]. Synonym of *Panophobia*.
- Panplegia** (*pan-ple'-je-ah*) [*πᾶς*, all; *πληγή*, stroke]. Generalized paralysis.
- Pansch, Fissure of**. See *Fissures, Table of*.
- Pansclerosis** (*pan-skle-ro'-sis*) [*πᾶς*, all; *σκληρός*, hard]. Complete sclerosis or hardening of a part.
- Panspermatism** (*pan-sper'-mat-izm*) [*πᾶς*, all; *σπέρμα*, seed]. In biology, Spallanzani's theory that the air is full of invisible germs; the theory of omnipresent germs.



- Panspermia** (*pan-sper'-me-ah*). Same as *Panspermatism*.
- Panspermic** (*pan-sper'-mik*) [*πᾱς*, all; *σπέρμα*, seed]. Pertaining to panspermatism.
- Panspermism** (*pan-sper'-nizm*). See *Panspermatism*.
- Panspermist** (*pan-sper'-mist*) [*πᾱς*, all; *σπέρμα*, seed]. One who believes in spontaneous or equivocal generation. See *Abiogenesis*.
- Panspermium** (*pan-sper'-me-um*) [*πᾱς*, all; *σπέρμα*, germ]. The hypothetical ultimate element of matter.
- Panspermy** (*pan-sper'-me*) [*πᾱς*, all; *σπέρμα*, seed]. Same as *Panspermatism*.
- Pansphygmograph** (*pan -sfig'-mo-graf*) [*πᾱς*, all; *σφύγμός*, pulse; *γράφειν*, to write]. A variety of cardiograph by means of which tracings can be taken simultaneously of the cardiac movements, the arterial pulse, and the respiration.
- Pansy** (*pan'-ze*). See *Viola tricolor*.
- Pant** [ME., *panten*, to pant, gasp]. To breathe hard or quickly.
- Pantadenodes** (*pan-tad-en-o'-dez*) [*πᾱς*, all; *ἄδην*, gland; *εἶδος*, like]. Made up entirely of glandular tissue; *e. g.*, the pancreas.
- Pantagogue** (*pan'-tag-og*) [*πᾱς*, all; *ἀγωγός*, leading]. A medicine intended to expel all morbid matters. [Old.]
- Pantais**. See *Pantas*.
- Pantomorphia** (*pan-tam-or'-fe-ah*) [*πᾱς*, all; *μορφή*, form]. General deformity.
- Pantomorphic** (*pan-tam-or'-fik*) [*πᾱς*, all; *ἀμορφία*, shapelessness]. Completely deformed.
- Pantanencephalia** (*pan-tan-en-sef-a'-le-ah*) [*πᾱς*, all; *ἀνεγκεφάλος*, brainless]. Total congenital absence of the brain.
- Pantanencephalic** (*pan-tan-en-sef-al'-ik*) [*πᾱς*, all; *ἀ priv.*; *ἐγκέφαλος*, brain]. Congenitally destitute of brain.
- Pantaphobia** (*pan-taf-o'-be-ah*) [*πᾱς*, all; *ἀ priv.*; *φόβος*, fear]. Total absence of fear.
- Pantas** (*pan'-tas*) [*pantais*, *pantois*, a disease of hawks]. A pulmonary disease of hawks. Spelled also *pantass*, *pantasse*, *panless*, *pantais*.
- Pantatrophia**, **Pantatroph** (*pan-tat-ro'-fe-ah*, *pan-tat'-ro-fe*) [*πᾱς*, all; *ἀτροφία*, atrophy]. Complete or general atrophy.
- Pantephobia** (*pan-tef-o'-be-ah*). Synonym of *Hydrophobia*.
- Pantess** (*pan'-tes*). See *Pantas*.
- Panthodic** (*pan-thod'-ik*) [*πᾱς*, all; *ὁδός*, way]. Of nervous impulses, radiating to all parts of the body.
- Panting** (*pan'-ing*) [ME., *panten*, to pant]. Breathing loudly and rapidly, like a dog that has run fast.
- Panto-** (*pan'-to-*). See *Pan-*.
- Pantogamy** (*pan-tog'-am-e*) [*πᾱς*, all; *γάμος*, marriage]. Reckless, indiscriminate sexual intercourse.
- Pantoganglitis** (*pan-to-gang-gle-i'-tis*) [*πᾱς*, all; *γάγγλιον*, ganglion; *ιτις*, inflammation]. A synonym of *Asiatic Cholera*.
- Pantograph** (*pan'-to-graf*) [*πᾱς*, all; *γράφειν*, to write]. An instrument for the mechanical copying of diagrams, etc., upon the same scale, or upon an enlarged or a reduced scale.
- Pantographic** (*pan-to-graf'-ik*) [*πᾱς*, all; *γράφειν*, to write]. Pertaining to a pantograph and to pantography.
- Pantography** (*pan-tog'-ra-fe*) [*πᾱς*, all; *γράφειν*, to write]. 1. General description. 2. The process of copying by a pantograph.
- Pantologic** (*pan-to-loj'-ik*) [*πᾱς*, all; *λόγος*, science]. Pertaining to pantology.
- Pantologist** (*pan-tol'-o-jist*) [*πᾱς*, all; *λόγος*, science]. One versed in pantology.
- Pantology** (*pan-tol'-o-je*) [*πᾱς*, all; *λόγος*, science]. Universal knowledge.
- Pantometer** (*pan-tom'-et-er*) [*πᾱς*, all; *μέτρον*, measure]. An instrument for measuring angles of all kinds.
- Pantometric** (*pan-to-met'-rik*) [*πᾱς*, all; *μέτρον*, measure]. Pertaining to pantometry.
- Pantometry** (*pan-tom'-et-re*) [*πᾱς*, all; *μέτρον*, measure]. 1. Universal measurement. 2. The use of the pantometer.
- Pantomorph** (*pan'-to-morf*) [*πᾱς*, all; *μορφή*, form]. That which assumes, or exists in, all shapes.
- Pantomorphic** (*pan-to-mor'-fik*) [*πᾱς*, all; *μορφή*, form]. Assuming all shapes.
- Pantophagist** (*pan-toff'-aj-ist*) [*πᾱς*, all; *φαγεῖν*, to eat]. One who is omnivorous.
- Pantophagous** (*pan-toff'-ag-us*) [*πᾱς*, all; *φαγεῖν*, to eat]. Omnivorous.
- Pantophagy** (*pan-toff'-aj-e*) [*πᾱς*, all; *φαγεῖν*, to eat]. The habit of eating all kinds of food.
- Pantophobia** (*pan-to-fo'-be-ah*) [*πᾱς*, all; *φόβος*, fear]. Insane dread of all things.
- Pantophthalmia** (*pan-toff'-thal'-me-ah*). Synonym of *Panophthalmitis*.
- Pantoplethora** (*pan-to-pleth'-or-ah*) [*πᾱς*, all; *πληθώρα*, fulness]. General hyperemia.
- Pantoscopic** (*pan-to-skop'-ik*). See *Bifocal*.
- Pantostomate** (*pan-to-sto'-māt*). Same as *Pantostomatous*.
- Pantostomatous** (*pan-to-sto'-mat-us*) [*πᾱς*, all; *στόμα*, mouth]. In biology, capable of ingesting food at any or every point on the surface of the body, *e. g.*, an ameba.
- Pantozoötia** (*pan-to-zo-o'-she-ah*). Synonym of *Panzooty*.
- Panygrous** (*pan-ig'-rus*) [*πάννυρος*, wet]. Fluid throughout.
- Panzoism** (*pan-zo'-izm*) [*πᾱς*, all; *ζωή*, life]. In biology, a collective term for the various elements or factors of vitality.
- Panzoötic** (*pan-zo -ol'-ik*) [*πᾱς*, all; *ζῶον*, animal]. Of the nature of a panzooty; attacking all, or many animals.
- Panzoöty** (*pan-zo'-o-te*) [*πᾱς*, all; *ζῶον*, animal]. A disease attacking all, or a great many, animals at once.
- Pap** [ME., *pap*, pap]. A soft, semiliquid food for infants. Also the nipple. **P-pox**. Same as *Cowpox*.
- Papain** (*pa'-pa-in*) [*Papaïamaram*, the native Malabar name of papaya]. A proteolytic ferment obtained from papaw-milk, the juice of *Carica papaya*, a tree native to South America. It has the digestive properties of pepsin, but is far more active, dissolving fibrin in neutral, acid, or alkaline liquids. It is an excellent solvent of false membranes. *Papayotin* and *Caricin* are other names for the ferment. Dose gr. j-x. Unof.
- Papaina** (*pa-pa-in'-ah*) [*gen.*, *Papainæ*]. See *Papain*.
- Papaver** (*pa-pa'-ver*) [*papaver*, poppy; *gen.*, *Papaveris*]. The poppy, the juice and extracts of which possess narcotic properties. Opium is obtained from *P. somniferum*. The *British Pharmacopœia* includes the nearly ripe dried capsules of the foregoing, from which are prepared the following: **Papaveris, Decoctum**, only used externally. **P.**, **Extract**. Dose gr. ij-v. **P.**, **Syrup**. Dose ʒj. The action of these preparations is similar to, but much weaker and more uncertain than, that of opium. **P. rheas**, the red or corn poppy resembling opium in its action, but milder. **Rheados, Syr**. Dose ʒj.
- Papaveraldin** (*pa-pav-er-al'-din*) [*papaver*, poppy],  $C_{20}H_{19}NO_5$ . A crystalline oxidation-product of papaverin.

**Papaverin** (*pap-av'er-in*) [*papaver*, poppy],  $C_{21}H_{21}NO_4$ . An alkaloid found in opium. It is narcotic, and produces primarily muscular relaxation, later convulsions. Dose gr.  $\frac{1}{4}$ . Unof.

**Papaverous** (*pap-av'er-us*) [*papaver*, poppy]. Partaking of the character of the poppy.

**Papaw** (*pap-aw'*) [a name of Malabar origin]. 1. The seed of *Asimina triloba*, a prompt emetic. Dose of the fld. ext.  $\text{m}\chi$ —xxx. Unof. 2. The tree *Carica papaya*; also, its edible fruit. See *Papain*.

**Papayotin** (*pap-a-yo'-tin*). See *Papain*.

**Paper** (*pa'-per*) [*πάπυρος*, the plant papyrus]. See *Charta*. **P.-shell Lobster**. See *Buckle-shell*.

**Papilionaceous** (*pap-il-e-on-a'-she-us*) [*papilis*, butterfly]. Resembling a butterfly.

**Papilla** (*pap-il'-ah*) [L., a nipple]. In anatomy, any small, soft, conic eminence, as the nipple. The word is used alone to designate the optic disc or nerve-head as seen by the ophthalmoscope. In pathology, a pimple, or pustule. Cf. *Mammilla*; *Wart*. **P.**,

**Caliciform**, **P.**, **Circumvallate**, one of the large papillæ at the root of the tongue, arranged like a V opening forward.

**P.**, **Clavate**. Synonym of **P.**, **Fungiform**.

**P.**, **Compound**, a papilla covered with several perfect secondary papillæ.

**P.**, **Conic**. See **P.**, **Filiform**.

**P.**, **Conoidal**. Synonym of **P.**, **Filiform**.

**P.**, **Dental**. See *Organ*, *Enamel*.

**P.**, **Duodenal**, the elevation at the point where the ductus choledochus communis enters the duodenum.

**P. of Eye**. See *Disc*.

**P.**, **Filiform**, any one of the smallest and most numerous of the lingual papillæ. They are conic and have projecting from their apices filiform processes of a whitish tint.

**P.**, **Foliate**, one of the small folds of mucous membrane at the sides of the tongue near its base, containing taste-organs.

**P.**, **Fungiform**, any one of the medium-sized papillæ of the tongue.

They are named from their resemblance to a young mushroom.

**P.**, **Hair**, the projection of the corium into the depression at the end of the hair-bulb.

**P. of Kidney**. See **P.**, **Renal**.

**P.**, **Lacrymal**, the small elevation at the inner edge of the eyelid containing the opening into the canaliculus.

**P.**, **Lingual**, one of the elevations of the mucous membrane of the dorsum of the tongue; they are covered by stratified epithelium,



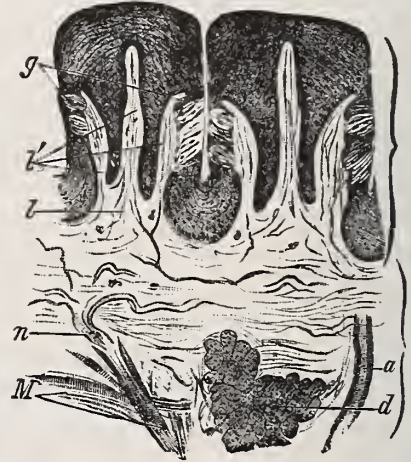
FILIFORM PAPILLÆ.  $\times 30$ .

1. Primary papilla. 2. Secondary papillæ on its summit. 3. Epithelial process on papilla. 4. Single process, with entangled epithelial cells.



FUNGIFORM PAPILLA.  $\times 30$ .

and are of three varieties, *filiform*, *fungiform*, and *foliate*. See *Illustrations*. **P. mammæ**, the nipple. **P.**,



FOLIATE PAPILLÆ IN THE RABBIT.  $\times 80$ .

- 1, 1'. Primary and secondary septa. g. Taste-buds. n. Medullated nerve. d. Serous gland. a. Its duct. M. Muscular fibers.

**Maximal**. Same as **P.**, **Circumvallate**. **P.**, **Medullary**, one of the small eminences on the medulla oblongata. **P.**, **Minimal**. Same as **P.**, **Conic**. **P.**, **Nerve**, any one of the skin-papillæ containing tactile corpuscles or nervous plexuses.

**P. optica**, the optic disc or prominence formed by the fibers of the optic nerve after having entered the cavity of the eyeball. **P.**, **Renal**, the summit of any one of the renal pyramids projecting into the renal pelvis.

**P. of Skin**, any one of the minute finger-like projections of the corium. **P. spiralis**, the same as *Organ of Corti*. See *Corti*, *Organ of*. **P.**, **Tactile**, one of the papillæ of touch; little eminences of the true skin containing tactile corpuscles and nerve-fibers. **P. truncatæ**. Synonym of **P.**, **Circumvallate**. **P.**, **Vallate**. See **P.**, **Circumvallate**.

**Papillar** (*pap-il'-ar*). Synonym of *Papillary*.

**Papillary** (*pap'il-a-re*) [*papilla*, nipple]. Pertaining to a papilla. Also, pertaining to the nipple. Bearing papillæ. **P. Wave**. See *Percussion-wave*.

**Papillate** (*pap'il-at*) [*papilla*, nipple, bud]. In botany, covered with papillæ.

**Papilliferous** (*pap-il-if'er-us*) [*papilla*, papilla; *ferre*, to bear]. Papillate; bearing one or more fleshy excrescences.

**Papilliform** (*pap'il'-if-orm*) [*papilla*, nipple; *forma*, to form]. Shaped like a papilla, or nipple. **P. Bodies of Van Bemmelen**. See *Megalesthe*. **P. Layer of the Skin**, the layer bearing the papillæ. **P. Muscles**, those conic columnæ carneæ of the heart to which the chordæ tendinæ are attached.

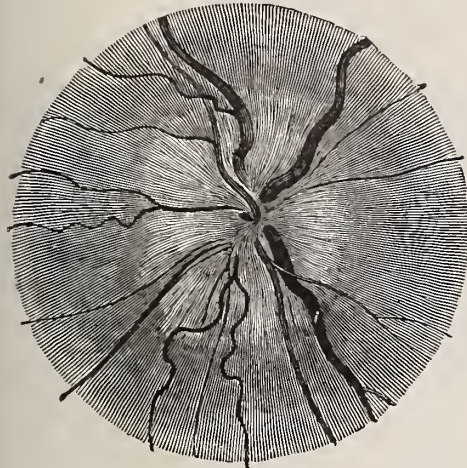
**Papillitis** (*pap'il-i'tis*) [*papilla*, papilla; *ιτις*, inflammation]. Inflammation of the optic disc or papilla of the eye. The old terms *choked disc*, *descending neuritis*, etc., implied unproved theories of causation, and have been replaced by the adoption of the



TONGUE OF RABBIT, SHOWING FOLIATE PAPILLÆ, P. F. (From Stirling.)



better term *papillitis*. Intracranial diseases, as tu-



PAPILLITIS.

mors, meningitis, abscess, etc., are the most frequent cause.

**Papilloma** (*pap-il-o'-mah*) [*papilla*, papilla; *δμα*, tumor; *pl.*, *Papillomata*]. A term loosely employed to include corns, warts, horns, and certain nevi. Papillomata stand midway between true tumors and inflammatory growths; a papilloma is any growth on the skin or mucous membrane based upon, or resembling, a normal papilla. **P., Hard**, a form in which the connective-tissue framework is denser and the cells fewer than usual. It grows chiefly from the skin. **P., Soft**, one growing from mucous membranes, especially in the uterus, rectum, and bladder.

**Papillomatosis** (*pap-il-o-mat-o'-sis*) [*papilla*, papilla; *δμα*, tumor; *νόσος*, disease]. The widespread formation of papillomata; also the state of being affected with multiple papillomata.

**Papillomatous** (*pap-il-o'-mat-us*) [*papilla*, papilla; *δμα*, tumor]. Pertaining to a papilloma.

**Papilloretinitis** (*pap-il-o-ret-in-i'-tis*). Synonym of *Neuroretinitis*.

**Papillöse** (*pap'-il-öz*) [*papilla*, a nipple]. Bearing papillae.

**Papillulate** (*pap-il'-u-lat*) [*papillula*, papillule]. Papular; covered with papillulæ.

**Papillule** (*pap'-il-ül*) [*papillula*, dim. of *papilla*, a nipple]. 1. A small papilla or tubercle. 2. Also applied to a small depression, as a variole, when it has a central elevation.

**Papoid** (*pap'-oid*). A proprietary preparation similar to or identical with *papain*.

**Papoose, Pappoose** (*pap-oos'*) [Amer. Ind.]. An Indian babe or young child. **P.-root**. Synonym of *Caulophyllum*.

**Pappiferous** (*pap-if'-er-us*) [*πάπιος*, down; *ferre*, to bear]. Bearing a pappus.

**Pappus** (*pap'-us*) [*πάπιος*, down]. The fine down first appearing on the cheeks and chin. In biology, the modified calyx-limbs of the florets of the *Compositæ*.

**Papula** (*pap'-u-lah*). See *Papule*.

**Papular** (*pap'-u-lar*) [*papula*, papule]. Of the nature of a papule.

**Papule** (*pap'-ül*) [*papula*, a pimple]. A small circumscribed, solid elevation of the skin. **P., Moist**, a name for a broad condyloma. **P., Mucous**, a mucous patch of syphilis.

**Papuliferous** (*pap-u-lif'-er-us*) [*papula*, a pimple; *ferre*, to bear]. Pimply; covered with papulæ.

**Papulose** (*pap'-u-löz*). Synonym of *Papular*.

**Papulous** (*pap'-u-lus*). Synonym of *Papular*.

**Papyraceous** (*pap-ir-a'-se-us*) [*papyrus*, paper]. In biology, of a papery texture.

**Papyritious** (*pap-ir-ish'-us*) [*papyrus*, paper]. In biology, resembling paper, as the nests of certain wasps.

**Paquelin's Cautery**. See *Cautery*.

**Par** [L.]. A pair. **P. duodecimum**, an old name for the hypoglossal nerve. **P. medullæ primum**, an old term for the glosso-pharyngeal nerve. **P. medullæ secundum**, the vagus nerve. [Old.] **P. nonum**, an old name for the hypoglossal nerve. **P. piqûre**. See *Culture*. **P. vagum**, the vagus nerve.

**Para-** (*par'-ah-*) [*πᾶρά*, beyond, beside]. A prefix signifying beyond, beside, near, the opposite of, etc. In chemistry, it denotes close relationship, and is applied, *e. g.*, to a derivation of the benzol ring formed by the substitution of two atoms of hydrogen situated opposite each other. In biology, it indicates comparison with another object, although a distinct difference exists. In pathology, it signifies a condition varying from the normal, though resembling it somewhat.

**Para-analgesia** (*par-ah-an-al-je'-ze-ah*) [*πᾶρά*, beside; *ἀνᾶλγησία*, insensibility to pain]. Analgesia limited to the lower limbs and the lower half of the trunk.

**Para-anesthesia** (*par-ah-an-es-the'-ze-ah*) [*πᾶρά*, beside; *ἀνᾶσθησία*, anesthesia]. Anesthesia affecting both sides of the body below the waist.

**Parabanic Acid** (*par-ab-a'-nik*). See *Oxalurea*.

**Parabin** (*par'-ab-in*). See *Gelose*.

**Parablast** (*par'-ab-last*) [*πᾶρά*, beside; *βλαστός*, germ]. In biology, Kupffer's term for peculiar nutritive cells lying under the blastoderm of certain reptilian meroblastic eggs, as distinguished from the *archiblast* or formative cells. From it are developed the connective tissues, the endothelial cells, the corpuscles of the blood, the blood-plasma, and the lymph.

**Parablatic** (*par-ab-las'-tik*) [*πᾶρά*, beside; *βλαστός*, germ]. Pertaining to the parablast.

**Parablepsis** (*par-ab-lep'-sis*) [*πᾶρά*, beside; *βλέψις*, vision]. False or perverted vision.

**Paraboulia** (*par-ab-oo'-le-ah*). See *Parabulia*.

**Parabranchia** (*par-ab-rang'-ke-ah*) [*πᾶρά*, beside; *βράγχια*, gills; *pl.*, *Parabranchiæ*]. In biology, the second gill of a gastropodous mollusc.

**Parabranchial** (*par-ab-rang'-ke-al*) [*πᾶρά*, beside; *βράγχια*, gills]. Pertaining to a parabranchia.

**Parabulia** (*par-ab-ü'-le-ah*) [*πᾶρά*, beside; *βούλη*, will]. Abnormality of the volitional action.

**Parabuxidin** (*par-ab-uks'-id-in*) [*πᾶρά*, beside; *buxus*, the box-tree]. A crystalline alkaloid found in the common garden-box.

**Parabuxin** (*par-ab-uks'-in*) [*πᾶρά*, beside; *buxus*, the box-tree],  $C_{24}H_{48}N_2O$ . An alkaloid found in common garden-box.

**Parabysma** (*par-ab-iz'-mah*) [*παράβυσμα*; *παραβύνειν*, to stuff; *pl.*, *Parabysmata*]. Turgescence, especially of a viscus.

**Paracanthoma** (*par-ak-an-tho'-mah*) [*πᾶρά*, beside; *ἀκανθα*, prickle; *δμα*, tumor]. A new growth affecting the prickle-cell layer of the skin.

**Paracanthosis** (*par-ak-an-tho'-sis*) [*πᾶρά*, beside; *ἀκανθα*, prickle; *νόσος*, disease; *pl.*, *Paracanthoses*]. Any skin-disease characterized by some anomaly of the prickle-cell layer.

**Paracarpium** (*par-ak-ar'-pe-uni*) [*πᾶρά*, beside; *καρπός*, fruit]. In biology, an abortive pistil or ovary.

**Paracele** (*par'-as-el*) [*πᾶρά*, beside; *κοίλια*, a hollow]. A lateral ventricle of the brain.

**Paracenterion** (*par-as-en-te'le-re-on*). Synonym of *Trocar*.

**Paracentesis** (*par-as-en-te'le-sis*) [*παρά*, beside; *κέντησις*, puncture]. Piercing or tapping a cavity of the body, such as the chambers of the eye, or the thorax, for the evacuation of fluid.

**Paracentral** (*par-as-en'tral*) [*παρά*, beside; *κέντρον*, center]. Alongside, or situated near, a center. **P. Lobule**. See *Lobulus*.

**Paracentric** (*par-as-en'trik*) [*παρά*, beside; *κέντρον*, center]. Approaching the center.

**Paracephalus** (*par-as-ef'-al-us*) [*παρά*, beside; *κεφαλή*, head]. 1. A species of omphalositic monsters, characterized by the presence of four extremities, more or less imperfect, especially in the digits, an imperfectly-formed head, a rudimentary condition of the viscera, and, occasionally, absence of the heart. The paracephalus is one of unioval twins, the sex being always the same, and usually female. It is incapable of living. 2. A variety of the foregoing species in which the head is very imperfectly-formed, more or less defective in all its parts, but exhibiting rudiments of the cranium and of the organs of sense, and possessing even an oral orifice and a buccal cavity. The trunk is also defective, and there are no superior extremities.

**Parachloralose** (*par-ak-lo'-ral-ōz*) [*παρά*, beside; *χλωρός*, green]. A product of the action of chloral upon sugar. It is insoluble in water and is practically inert.

**Paracholesterolin** (*par-ak-o-les'-ter-in*) [*παρά*, beside; *χολή*, bile; *στεάρον*, fat],  $C_{26}H_{44}O$ . One of the vegetable cholesterolins.

**Paracholia** (*par-ak-o'-le-ah*) [*παρά*, beside; *χολή*, bile]. Any abnormality in the secretion of bile.

**Parachordal** (*par-ak-or'-dal*) [*παρά*, beside; *χορδή*, a string; specifically the chorda or notochord]. In biology: (a) One of two bars of cartilage extending alongside the occipital notochord in the human fetus. (b) Adjoining the cephalochord; situated at the side of the cranial part of the notochord of the embryo. (c) Pertaining to the cartilaginous basis of the cranium in the embryo.

**Parachrea** (*par-ak-re'-ah*) [*παρά*, beside; *χρoιά*, color]. Morbid discoloration, or change of complexion.

**Parachroma** (*par-ak'-ro-mah*) [*παρά*, beside; *χρῶμα*, color]. Any pigmentary disease of the skin. See *Parachromatism*.

**Parachromatin** (*par-ak-ro'-mat-in*) [*παρά*, beside; *χρῶμα*, color]. In biology, that portion of the nucleoplasm which goes to form the spindle-threads during mitosis; linin. It is but slightly stainable, whence the name.

**Parachromatism** (*par-ak-ro'-mat-izm*) [*παρά*, beside; *χρῶμα*, color]. False, or incorrect perception of color. It is not the same as true color-blindness, which it may approach more or less completely.

**Parachromatoblesia** (*par-ak-ro-mat-o-blep'-se-ah*). See *Parachromatism*.

**Parachromatosis** (*par-ak-ro-mat-o'-sis*) [*παρά*, beside; *χρῶμα*, skin; *νόσος*, disease]. Any one of the pigmentary skin-diseases.

**Parachromophore** (*par-ak-ro'-mo-for*) [*παρά*, beside; *χρῶμα*, color; *φορός*, bearing]. In biology, applied to chromogenic bacteria that produce the pigment as an excretion-product, but retain it in the organism.

**Parachrosis** (*par-ak-ro'-sis*) [*παρά*, beside; *χρῶσις*, coloring]. The existence of a pigmentary skin-disease.

**Parachymosis** (*par-ak-i-mo'-sis*) [*παρά*, beside; *χυμός*, juice]. A morbid state of a secretion or a secreting organ.

**Paracinema** (*par-as-in-e'-mah*). Synonym of *Dislocation*.

**Paracinesis** (*par-as-in-e'-sis*) [*παρά*, beside; *κίνησις*, motion]. Morbid movement of the voluntary muscles, arising from a diseased condition of the motor nerves or centers.

**Paraclonus** (*par-ak'-lo-nus*). Synonym of *Paramyoclonus*.

**Paracmasis** (*par-ak'-mas-is*). Synonym of *Paracme*.

**Paracmastic** (*par-ak-mas'-tik*) [*παρά*, beside; *ἀκμή*, acme]. Pertaining to the declining stage.

**Paracme** (*par-ak'-me*) [*παρά*, beside; *ἀκμή*, point, prime]. In biology, the degeneration or decadence of a group of organisms after they have reached their acme of development.

**Paracnemion** (*par-ak-ne'-me-on*). Synonym of *Fibula*.

**Paracoe** (*par-ak'-o-e*) [*παράκοη*, only half heard]. Some perversion of the sense of hearing, in which sounds are not heard distinctly.

**Paracœle** (*par'-as-el*). See *Paracœle*.

**Paracœlia** (*par-as-el'-le-ah*). Same as *Paracœle*.

**Paracolitis** (*par-ak-o-li'-tis*) [*παρά*, beside; *κόλον*, colon; *ιτις*, inflammation]. Inflammation of the outer coat of the colon.

**Paracolpitis** (*par-ak-ol-pi'-tis*) [*παρά*, by; *κόλπος*, vagina; *ιτις*, inflammation]. Inflammation of the connective tissue about the vagina.

**Paracondylar** (*par-ak-on'-dil-ar*) [*παρά*, beside; *κόνδυλος*, knuckle; *ειδος*, like]. Situated alongside a condyle or a condylar region.

**Paracondylloid** (*par-ak-on'-dil-oid*) [*παρά*, beside; *κόνδυλος*, knuckle; *ειδος*, form]. Adjoining the condyles.

**Paracone** (*par'-ak-on*) [*παρά*, beside; *κῶνος*, cone]. The antero-external cusp of an upper molar tooth.

**Paraconicin** (*par-ak-on'-is-in*) [*παρά*, beside; *κῶνειον*, hemlock]. An isomer of coniin, possessing similar physiologic properties.

**Paraconid** (*par-ak-o'-nid*) [*παρά*, beside; *κῶνος*, cone]. The antero-internal cusp of a lower molar tooth.

**Paraconiin** (*par-ak-o'-ni-in*) [*παρά*, beside; *κῶνειον*, hemlock],  $C_8H_{15}N$ . A principle formed from normal butyraldehyd and butylidene chlorid upon heating them with alcoholic ammonia. It is a colorless liquid, with a stupefying odor, boiling at  $168^{\circ}$ – $170^{\circ}$  C. It is said to have the physiologic properties of coniin, whence the name.

**Paracope** (*par-ak'-o-pe*) [*παρά*, beside, aside; *κόπτειν*, to strike]. Insanity or delirium.

**Paracopic** (*par-ak-op'-ik*) [*παράκοπτικός*, frantic]. Insane or delirious.

**Paracorolla** (*par-ak-o-rol'-ah*) [*παρά*, about; *κορώνη*, crown, garland]. In biology, an appendage in the throat of the corolla; the crown, as in *Narcissus*.

**Paracoto** (*par-ak-o'-to*) [*παρά*, beside; *Sp.*, *coto*, a cubit]. A South American tree closely related to *Coto*. Its bark contains a neutral substance, *paracotoïn*, closely resembling *cotoïn*, but about half as strong. **P. Bark**, a variety of bark from Bolivia, of undetermined origin, but much resembling *coto*. Unof.

**Paracotoïn** (*par-ak-o'-to-in*) [*παρά*, beside; *Sp.*, *coto*, a cubit],  $C_{19}H_{21}O_6$ . An active principle of *Paracoto* and *Paracoto Bark*, valuable in cholera. It is similar to, but less active than, *cotoïn*. Dose gr.  $\frac{1}{2}$ –j. Unof.

**Paracotoïn Acid** (*par-ak-o-to-in'-ik*) [*παρά*, beside; *Sp.*, *coto*, a cubit],  $C_{19}H_{21}O + H_2O$ . An amorphous substance obtained when *paracotoïn* is boiled with potassium hydrate.

**Paracoumaric Acid** (*par-ak-oo-mar'-ik*) [*παρά*, beside; *coumarin*],  $C_9H_7O_3$ . An acid obtained by treating aloes with sulphuric acid.

**Paracousia**, **Paracousis** (*par-ak-oo'-ze-ah*, *par-ak-u'-sis*). See *Paracousis*.

**Paracresotic Acid** (*par-ak-re-sot'-ik*). See *Acid*.



**Paracresylol** (*par-ak-kres'-il-ol*) [*παρά*, beside; *κρέας*, flesh; *oleum*, oil]. A derivative of cresol.

**Paracrusis** (*par-ak-ru'-sis*) [*παρά*, beside, aside; *κρούειν*, to strike]. 1. Insanity, delirium. 2. The checking or "driving in" of an eruption or exanthem.

**Paracusia, Paracusis** (*par-ak-u'-ze-ah, par-ak-u'-sis*) [*παρά*, beside; *ἀκούειν*, to hear]. Any perversion of the sense of hearing. **P. acris**, excessively acute hearing, rendering the person intolerant of sounds. **P. duplicata**, a condition in which all or only certain sounds are heard double. **P. localis, P. loci**, Politzer's term for the difficulty in estimating the direction of sounds met with in unilateral deafness, or when the two ears hear unequally. **P. obtusa**, hardness of hearing. **P. perversa**, synonym of *P. willisii*. **P. willisii**. See *Deafness, Paradoxia*.

**Paracyanogen** (*par-as-i-an'-o-jen*) [*παρά*, beside; *κύανος*, blue; *γεννᾶν*, to produce]. A black, amorphous substance resulting when mercuric cyanid is heated, with the evolution of cyanogen gas; it is a polymeric form of cyanogen.

**Paracysis** (*par-as-i-el'-sis*) [*παρά*, beside; *κῆσις*, pregnancy]. Extra-uterine pregnancy.

**Paracynanche** (*par-as-in-ang'-ke*) [*παρά*, beside; *κυνάγχη*, cynanche]. Inflammation of the connective tissues about the larynx.

**Paracystitis** (*par-as-is-ti'-tis*) [*παρά*, beside; *κύστις*, bladder; *τις*, inflammation]. Inflammation of the connective tissue that surrounds the bladder.

**Paracytic** (*par-a-si'-tik*) [*παρά*, beside; *κύτος*, cell]. Lying among cells.

**Paradactylar** (*par-ad-ak'-til-ar*) [*παρά*, beside; *δάκτυλος*, a finger]. In biology, pertaining to the paradactylum.

**Paradactylum** (*par-ad-ak'-til-um*) [*παρά*, beside; *δάκτυλος*, a finger: *pl.*, *Paradactyla*]. In biology, applied to the side of a bird's toe, to distinguish it from the top or sole.

**Paradenitis** (*par-ad-en-i'-tis*) [*παρά*, about; *ἀδὴν*, gland; *τις*, inflammation]. Inflammation of the areolar tissue about a gland.

**Paraderm** (*par'-ad-erm*) [*παρά*, beside; *δέρμα*, skin]. In biology, Kupffer's term for a peculiar invagination of the blastoderm of reptilian eggs.

**Paradesmosis** (*par-ad-es-mo'-sis*) [*παρά*, beside; *δέσμος*, bond]. A disease of the skin characterized by a typical connective-tissue neoplasm.

**Paradidymis** (*par-ad-id'-im-is*) [*παρά*, beside; *δίδυμος*, testicle]. The organ of Giralès; the remains of the urinary part of the Wolffian body of the fetus.

**Paradise** (*par'-ad-is*) [*παράδεισος*, a park]. 1. A park or pleasure-ground. 2. The home of primeval man; the garden of Eden. **P., Grains of.** See *Grains of Paradise*. **P.-tree**, the tree *Simaruba glauca*, found in America from Florida to Brazil. Its bitter bark is a good tonic. Unof.

**Paradoxia** (*par-ad-oks'-e-ah*) [*παράδοξος*, incredible]. An absurd or contradictory statement or proposition. **P. sexualis**, sexual excitement occurring independently of the period of the physiologic processes in the generative organs; the abnormal exhibition of sexual instincts in childhood or prior to puberty.

**Paradoxical** (*par-ad-oks'-ik*) [*παράδοξος*, incredible]. Of the nature of paradoxia. **P. Contraction.** See *Contraction*. **P. Deafness.** See *Deafness*. **P. Knee-jerk.** See *Reflexes, Table of*. **P. Muscular Contraction**, a slow tonic contraction occurring in a muscle when suddenly relaxed or when its length is suddenly shortened. **P. Temperature.** See *Thermal Ataxia*.

**Paræsthesia** (*par-es-thet'-ze-ah*). See *Paresthesia*.

**Paræsthetic** (*par-es-thet'-ik*). See *Paresthetic*.

**Paraffin** (*par'-af-in*) [*parum*, little; *affinis*, related].

1. A white, odorless, translucent, crystalline hydrocarbon obtained from coal-tar, or by the destructive distillation of wood. In a pure state it resembles white wax in physical properties. 2. In chemistry, the term is applied to any member of the paraffin series  $C_n H_{2n+2}$ , the lowest representative of which is  $CH_4$ , methane. In a more limited sense, the high-boiling (beyond  $300^\circ C.$ ) solid hydrocarbons arising from the distillation of the tar obtained from turf, lignite and bituminous shales. Pure paraffins occur as white, translucent, leafy, crystalline masses, soluble in ether and hot alcohol. They melt between  $45^\circ$  and  $70^\circ C.$  and are essentially mixtures of hydrocarbons boiling above  $300^\circ C.$  For *Table of Paraffins*, see under *Hydrocarbons*. See also *Ethane*. **P. durum**, hard or solid paraffin, a mixture of several of the harder members of the paraffin series of hydrocarbons. It is usually obtained by distillation from shale. **P., Liquid**, a liquid hydrocarbon of the paraffin series. **P. Method**, a method of interstitial embedding of tissues, in which there is thorough and complete impregnation of the tissue with the embedding mass. The tissue must be saturated with some fluid with which the paraffin is perfectly miscible, and the fluids usually employed for this purpose are chloroform or turpentine oil. The order of preparation of the tissue is as follows: 1. Into 95 per cent. alcohol for from 12 to 24 hours. 2. Into absolute alcohol for from 24 to 48 hours, until complete dehydration has been secured. 3. Into pure chloroform for from 6 to 8 hours, or until the chloroform has replaced the absolute alcohol. 4. Into a saturated solution of paraffin in chloroform for from 2 to 3 hours. 5. Into pure melted paraffin which has a melting-point of about  $50^\circ C.$ , and in this the tissue remains until every interstice has been completely filled with the embedding mass and all the chloroform has been drawn off. **P. molle**, soft paraffin or vaselin. See *Vaselin*. **P.-paper**, paper saturated with melted paraffin. **P., Scaly**, a paraffin that has been resolved into hydrocarbons ranging from heptdecane,  $C_{17}H_{36}$ , to tricosane,  $C_{23}H_{48}$ . **P.-treatment.** See *Diphtheria*.

**Parafibrin** (*par-af-i'-brin*) [*παρά*, beside; *fibra*, a fiber]. A modified fibrin.

**Paraflagellate** (*par-af-laj'-el-ât*) [*παρά*, beside; *flagellum*, a flagellum]. In biology, provided with paraflagella.

**Paraflagellum** (*par-af-laj-el'-um*) [*παρά*, beside; *flagellum*, a whip: *pl.*, *Paraflagella*]. In biology, a small supplementary flagellum.

**Paraflocculus** (*par-af-lok'-u-lus*). See *Flocculus*.

**Paragammacismus** (*par-ah-gam-as-iz'-mus*) [*παρά*, beside; *γάμμα*, the letter g]. Inability to pronounce the hard g, and also k, other consonants being substituted, as d or t.

**Paragaster** (*par-ah-gas'-ter*) [*παρά*, beside; *γαστήρ*, the stomach]. In biology, the central cavity of a sponge.

**Paragastic** (*par-ah-gas'-trik*) [*παρά*, beside; *γαστήρ*, stomach]. Lying alongside the gastric cavity.

**Paragastrula** (*par-ah-gas'-tru-lah*) [*παρά*, beside; *γαστήρ*, belly: *pl.*, *Paragastrulae*]. In biology, the two-layered sac or gastrula formed by the invagination of an amphiblastula.

**Paragastrular** (*par-ah-gas'-tru-lar*) [*παρά*, beside; *γαστήρ*, belly]. Pertaining to the paragastrula.

**Paragenesis** (*par-af-en'-es-is*) [*παρά*, beside; *γένεσις*, origin]. In biology, the third of Broca's four degrees of fecundity in the union of two species. Cf. *Agenesis, Dysgenesis, Euegenesis*.

**Paragenetic** (*par-af-en-el'-ik*) [*παρά*, beside; *γένεσις*, genesis]. Pertaining to paragenesis.

**Parageusia** (*par-ag-u'-ze-ah*). See *Parageusis*.

**Parageusic** (*par-ag-u'-zik*) [*παρά, beside; γεύσις, taste*]. Pertaining to, or affected with, parageusia.

**Parageusis** (*par-ag-u'-sis*) [*παρά, beside; γεύσις, taste*]. Perversion of the sense of taste.

**Paraglenal** (*par-ag-le'-nal*) [*παρά, beside; γλήνη, the socket of a joint*]. In biology, the coracoid of a fish.

**Paraglobin** (*par-ag-lo'-bin*). Same as *Paraglobulin*.

**Paraglobularetin** (*par-ag-lob-u-lar-el'-in*) [*παρά, beside; globus, a round ball; ρητινη, resin*],  $C_{12}H_{16}O_4$ . A decomposition-product of globularin obtained when the latter is treated with dilute acids.

**Paraglobulin** (*par-ag-lob'-u-lin*) [*παρά, beside; globulus, a little ball*]. A native proteid of the globulin class obtained from blood-serum and other fluids of the body. It is called, also, *Fibroplastin*, *Fibrinoplastin*, and *Serum-globulin*. It is precipitated as a white amorphous substance when carbonic acid gas is passed through diluted blood-serum.

**Paraglobulinuria** (*par-ag-lob-u-lin-ul'-re-ah*) [*παρά, beside; globulus, a little ball; ούρον, urine*]. The presence of paraglobulin in the urine.

**Paraglossa** (*par-ag-lo'-ah*) [*παρά, beside; γλώσσα, tongue*]. Swelling of the tongue. Also an hypertrophy of the tongue, usually congenital. In biology, one of a pair of appendages of the ligula found in many insects on each side of the glossa.

**Paraglossate** (*par-ag-lo'-at*) [*παρά, beside; γλώσσα, tongue*]. In biology, provided with paraglossæ.

**Paraglossia** (*par-ag-lo'-e-ah*) [*παρά, beside; γλώσσα, tongue*]. Inflammation of the muscles and connective tissues under the tongue.

**Paragluconic Acid** (*par-ag-lu-kon'-ik*) [*παρά, beside; γλυκός, sweet*]. An isomer of gluconic acid distinguished from the latter by forming with the alkaline metals salts that are crystalline instead of amorphous.

**Paragnathous** (*par-ag'-na-thus*) [*παρά, beside; γνάθος, jaw*]. 1. In biology, having both mandibles of equal length, their tips falling together, as in certain birds. 2. Pertaining to paragnathus.

**Paragnathus** (*par-ag'-na-thus*) [*παρά, beside; γνάθος, jaw*]. A double monster having a supernumerary mandible situated laterally.

**Paragoge** (*par'-ag-og*) [*παρά, beside; ἀγωγή, leading*]. Reduction of a fracture or luxation.

**Paragomphosis** (*par-ag-om'-fo'-sis*) [*παρά, amiss; γόμφωσις, a nailing*]. Impaction of the fetal head in the pelvic canal.

**Paragraphia** (*par-ag-raf'-e-ah*) [*παρά, aside; γράφειν, to write*]. An aphasic symptom in which there is inability to express words in writing. In *literal* paragraphia the patient cannot even write the letters of the alphabet; in the *verbal* form he can write the letters and perhaps some syllables, but not words.

**Paraguay Tea**. See *Maté*.

**Paraheliotropism** (*par-ah-he-le-ot'-ro-pizm*) [*παρά, about; ἥλιος, the sun; τρέπειν, to turn*]. In biology, the power possessed by certain leaves of placing their surfaces parallel to the rays of light; diurnal sleep. Cf. *Diaheliotropism*.

**Parahepatic** (*par-ah-he-pat'-ik*) [*παρά, beside; ἥπαρ, liver*]. About or near the liver.

**Parahypnosis** (*par-ah-hip-no'-sis*) [*παρά, beside; ὕπνος, sleep*]. Abnormal sleep, like that of hypnotism or of narcosis.

**Parakanthosis** (*par-ak-an-tho'-sis*). See *Paracanthosis*.

**Parakeratosis** (*par-ak-er-at-o'-sis*) [*παρά, beside; κέρας, horn; νόσος, disease*]. Any disease of the skin characterized by an abnormal quality of the horny layer. *P. variegata*, a rare skin-affection characterized by the presence upon the entire surface of the

body of a red exanthem leaving small, irregular, sunken patches of normal skin, and giving to the surface a reticulated appearance. The color varies from yellowish-red to bluish-red, and the affected patches are but slightly raised above the surface. Their borders are sharply defined and their surfaces covered with a fine lamellar desquamation under which they appear waxy and bright. There are no subjective symptoms throughout the course of the affection, which is protracted.

**Parakinesis** (*par-ak-in-e'-sis*). See *Paracinesis*.

**Parakresol** (*par-ak-re'-sol*). See *Kresol*.

**Paralactic Acid** (*par-al-ak'-tik*). See *Acid, Sarcolactic*.

**Paralalia** (*par-al-a'-le-ah*) [*παρά, beside; λαλιά, speech*]. 1. Inability of correct verbal expression, without loss of the power of thought. 2. A term embracing all abnormalities of speech, from trivial mannerisms to difficulties in the utterance of certain letters, including those painful defects depending upon physical malformations.

**Paralambdacism, Paralambdacismus** (*par-al-am'-das-izm, par-al-am-das-iz'-mus*) [*παρά, beside; λάμβδα, the letter λ*]. Inability to pronounce the letter λ, or the substitution of other consonants as t, r, s, w for l.

**Paralampsis** (*par-al-ampl'-sis*) [*παράλαμπειν, to shine slightly*]. A corneal cicatrix. [*Old.*]

**Paralbumin** (*par-al'-bu-min*) [*παρά, beside; albumen, white of egg*]. This and metalbumin are two proteid substances found by Scherer in ovarian cysts. They also occur in the ascitic fluid.

**Paraldehyd** (*par-al'-de-hid*) [*παρά, beside; aldehyd, C<sub>6</sub>H<sub>12</sub>O<sub>3</sub>*]. A polymeric form of aldehyd. It is a colorless liquid of repulsive odor and unpleasant taste. It is a powerful hypnotic, and is diuretic. It is valuable in delirium tremens, mania, tetanus, and other nervous affections. **P.-habit**, morbid addiction to the use of paraldehyd. The following symptoms may be present: Emaciation, anemia, weakness and irregularity of the action of the heart, intermittence and softness of the pulse, palpitation, gastric derangement, costiveness, bouldinia, general muscular weakness, general tremulousness, especially in the tongue, facial muscles, and hands, feebleness and unsteadiness of gait, general restlessness, paresthesia, insomnia, mental anxiety and agitation, discontent, unreasonableness, mental confusion, mental excitement, temporary loss of memory, incoherence of speech, hallucinations, delusions. The odor of paraldehyd may be appreciable in the breath.

**Paraldol** (*par-al'-dol*) [*παρά, beside; aldehyd, (C<sub>4</sub>H<sub>8</sub>O<sub>2</sub>)<sub>n</sub>*]. A polymer of aldol that melts at between 80° and 90° C.

**Paraleipsis** (*par-al-ip'-sis*) [*παρά, beside; ἀλειψέιν, to anoint*]. A disorder of the sebaceous secretion.

**Paralerema** (*par-al-er-e'-mah*) [*παρά, beside; λήρημα, utterance*]. Delirium, or delirious utterance.

**Paraleresis** (*par-al-er-e'-sis*) [*παρά, beside; λήρησις, speech*]. Delirium, or moderate mental disturbance.

**Paralexia** (*par-al-eks'-e-ah*) [*παρά, beside; λέξις, (reading) speech*]. A form of aphasia characterized by transposition or substitution of words or syllables in reading.

**Paralgisia, Paralgisia** (*par-al-je'-ze-ah, par-al-je'-sis*) [*παρά, beside; ἄλγος, pain*]. Anesthesia or analgesia.

**Paralgia** (*par-al'-je-ah*) [*παρά, beside; ἄλγος, pain*]. Any perverted and disagreeable cutaneous sensation, as of fommication, cold, burning, etc.

**Paralinin** (*par-al-i'-nin*) [*παρά, beside; linin, parachromatin*]. In biology, the nuclear sap or matrix, a proteid of the globulin class, similar to those found in the cell-protoplasm. Cf. *Paramitom, Paraplasm*.

**Parallax** (*par'-al-aks*) [*παρά, beside; ἄλλος, other*]. The apparent displacement of an object by a change



in the position of the observer, or by looking at it alternately with one eye, then with the other; in the latter case the object seems to move. **P., Binocular**, the angle of convergence of the visual axes. **P., Mental**, a slight personal equation in observation due to one's standpoint. See *Equation, Personal*.

**Parallaxis** (*par-al-aks'-is*) [*παράλλαξις*, alternation; *παρά*, beside; *ἄλλος*, other]. 1. The overriding or overlapping of the ends of a fractured bone. 2. Confusion of mind; mental aberration. **P., Crossed**. Synonym of *P., Heteronymous*. **P., Heteronymous**, the apparent shifting of an object toward the side of the covered eye. **P., Homonymous**, the movement of the object toward the side of the uncovered eye.

**Parallel** (*par'-al-el*) [*παράλληλος*; *παρά*, beside; *ἄλλος*, another]. Having the same direction or course. **P. Fissure**. See *Fissures, Table of*.

**Parallela** (*par-al-el'-ah*) [*παράλληλος*, parallel]. A scaly eruption on the palms of the hands, disposed in parallel lines.

**Parallelism** (*par-al-el-izm*). See *Isopathy*.

**Paralogia** (*par-al'-je-ah*) [*παρά*, beside; *λόγος*, reason]. Difficulty in thinking logically. **P., Thematic**, a condition in which the thought is unduly concentrated on one subject. It characterizes the individual with a hobby.

**Paralogism** (*par-al'-o-jism*) [*παρά*, beside; *λόγος*, reason]. The logical error of considering effects or unrelated phenomena as the causes of a condition.

**Paralysant** (*par-al-i'-zant*). See *Paralyzant*.

**Paralysis** (*par-al'-is-is*) [*παρά*, beside; *λύνειν*, to loosen]. A complete loss or great diminution of the power of motion in one or in a number of muscles, or of sensation in a part, or of both motion and sensation. **P., Acute Ascending, Landry's Paralysis**; palsy beginning in the feet and ascending to the other muscles of the body, and finally involving the medulla. There is no pain, and no trophic changes; the knee-jerk is usually diminished; the sphincters are uninvolved. The pathology is obscure, and the malady is a very fatal one, usually terminating in death within a week, although it may continue for three or four weeks. Males are more frequently attacked than females, and the affection occurs chiefly between the ages of twenty and forty. See also *Landry's Paralysis, and Diseases, Table of*. **P., Acute Atrophic**. See *P., Infantile*. **P., Acute Progressive**. Synonym of *P., Acute Ascending*. **P. agitans, Shaking Palsy; Parkinson's Disease**; an affection marked by tremor or alternate contraction and relaxation of the muscles of the part involved. The movements are regular and rhythmic (distinction from insular sclerosis), and begin usually in one hand. They almost never affect the head. They persist during rest and are little influenced by voluntary movement. Later in the disease there is a typical gait, known as *festination* or *propulsion*. It consists in a progressive increase in the rapidity of the gait until the patient breaks into a run, which grows faster and faster until he either falls or seizes some support. This peculiar gait is ascribed to the bent position of the trunk which throws the head so far forward as to bring the center of gravity beyond the line of the feet. Rarely the movement is backward; this is called *retropulsion*. It may be to one or the other side—*lateropulsion*. The speech is slow, monotonous and high-pitched. The face is fixed and expressionless. In advanced stages there is an almost statue-like rigidity of the body. The hand assumes a peculiar position, as if rolling a small body between the thumb and the fingers, but later the position becomes constant, similar to that in which the pen is held—hence the term of *writing*

*hand*. The knee-jerk may be exaggerated. Flushing and heat are sometimes complained of. The course is of long duration, the disease at times lasting twenty or thirty years. The lesion is probably a diffuse sclerosis of the brain and spinal cord. Paralysis agitans is most common in males over forty years of age. **P., Alcoholic**, a multiple neuritis due to alcohol. See *Neuritis, Multiple*. **P., Alternate**. See *Hemiplegia*. **P., Analgesic, with Whitlow**. See *Morvan's Disease*. **P., Anapeiratic**. See *Fatigue-diseases, and Professional Neuroses*. **P., Angeioneurotic** (of the auditory nerve), a disturbance of the circulation in the internal ear characterized by sudden pallor of the face, nausea, tinnitus aurium, partial deafness, and vertigo, the symptoms disappearing rapidly. **P., Antero-spinal**. Synonym of *Poliomyelitis, Anterior*. **P., Arsenical**, a paralysis due to a multiple neuritis caused by arsenical poisoning. **P., Association**. Synonym of *P., Glosso-labio-laryngeal*. **P., Atrophic** (of children). Synonym of *P., Infantile*. **P., Atrophic, Infantile**. Synonym of *P., Infantile*. **P., Atrophic, Spinal**. See *P., Infantile*. **P., Bell's**, a paralysis of the facial muscles arising from a lesion of the seventh, or facial nerve. This lesion may be on the face, in the temporal bone, or within the skull. Very rarely the affection is bilateral. **P., Brachial**, a paralysis of one or both arms. It may be due to a lesion of the brain-cortex, the spinal cord, or the nerves of the brachial plexus or their roots. **P., Brown-Sé-ward's**. See *Diseases, Table of*. **P., Bulbar, Glosso-labio-laryngeal paralysis**; a form of paralysis due to a degeneration of the nuclei of origin of the nerves (facial, glosso-pharyngeal, vagus, spinal accessory, and hypoglossal) arising in the oblongata. At first only the muscles of the lips, tongue, and pharynx are affected. The disease is marked by difficulty in mastication, deglutition, respiration, phonation, and articulation, and by wasting of the muscles concerned in the performance of these functions. The condition is sometimes a sequel to exposure to severe cold; it may be caused by morbid growths or by syphilis. It is usually confined to the latter half of life, and its prognosis is bad. **P., Caisson**. Synonym of *Caisson-disease*. **P., Central**, a paralysis due to a brain-lesion. **P., Centro-capsular**, a paralysis due to a lesion of the internal capsule. **P., Centro-cortical**, one caused by a lesion of the cerebral cortex. **P., Cerebral**, a paralysis due to a brain-lesion. **P., Cerebral Infantile, P., Cerebral** (of childhood), a spastic paralysis of children due to a lesion of the brain. It is often caused by the use of the forceps at birth. **P., Cortical**, a paralysis due to a lesion of the cerebral cortex; it is usually a monoplegia or a hemiplegia. **P., Crossed**: 1. A paralysis of the arm and leg of one side, associated with either a facial paralysis or a paralysis of the oculo-motor nerve of the opposite side, due to a lesion involving the pyramidal tracts of the side before they have crossed in the medulla, and a cranial nerve, e.g., the third, the sixth, or the seventh, after its fibers of origin have decussated. 2. Paralysis of the arm on one side and of the leg on the other. **P. cruciata**. Synonym of *P., Crossed*. **P., Crutch**. See *Crutch-paralysis*. **P., Cruveilhier's**, progressive muscular atrophy. **P., Dental**, anterior poliomyelitis occurring in teething children, formerly attributed to disturbed dentition. **P., Diphtheric**, a form sometimes occurring in patients convalescent from diphtheria. It is primarily a multiple neuritis caused by the toxin of diphtheria. **P., Divers'**. See *Caisson-disease*. **P., Duchenne's**. See *Duchenne's Disease in Diseases, Table of*. **P., Emotional**, a hysteric paralysis due to emotional excitement. **P., Erb's**. See *Erb, and Diseases,*

*Table of. P., Essential.* See *P., Infantile. P., Exhaustion*, a functional paralysis due to exhaustion of the nerve-centers by overwork. *P., Facial*, a paralysis of the muscles of the face, usually of one side only. It may be peripheral or central. *P. festinans*. Synonym of *P. agitans*. *P., Galloping*, a swiftly destructive form of general paralysis. *P., General (of the Insane), General Paresis; Paralytic Dementia; Paretic Dementia; Progressive Paralysis of the Insane*; an organic disease of the brain, characterized by progressive loss of power and by a deterioration of the mental faculties, ending eventually in dementia and death. In the early stages of the disease there are fibrillar tremblings, especially of the tongue and face. Speech is early disturbed. The disease is often associated with posterior spinal sclerosis. In cases presenting this type the knee-jerk is absent. The pupils very early show changes; they may be unequal, irregular in outline, myotic, or may present the Argyll-Robertson phenomenon. Death may result from epileptiform or apoplectiform seizures or from general exhaustion. The affection is most common in males between the ages of thirty and sixty. It is induced by overwork and mental and physical strain, intemperance, syphilis, and lead-poisoning. The lesion is essentially a meningo-encephalitis, with thickening of the cerebral meninges and wasting of the cortical substance. *P., General Spinal, Subacute and Chronic Atrophic Spinal Paralysis; Subacute and Chronic Anterior Poliomyelitis; Progressive Muscular Atrophy; Wasting Palsy; Chronic Spinal Muscular Atrophy, Amyotrophic Lateral Sclerosis*; a chronic disease of the spinal cord, characterized by paralysis followed by atrophy involving first the lower and then the upper extremities. It is due to an atrophy of the ganglionic cells in the anterior gray matter of the cord. The causes of the disease are obscure; it usually occurs between the ages of thirty and fifty. *P., Glosso-labio-laryngeal, P., Glosso-labio-pharyngeal, P., Glosso-laryngeal, P., Glosso-pharyngeal.* See *P., Bulbar. P., Glossoplegic*. Synonym of *Glossoplegia. P., Gubler's*. See *Gubler. P., Hemiplegic*. See *Hemiplegia. P., Hysteric*, a paralysis occurring in hysteric subjects and simulating organic disease. It is usually accompanied by impairment or loss of sensation, by peculiar contractions, and the other hysteric stigmata. *P., Idiopathic*. Synonym of *Tetany. P., Indian-bow*, paralysis of the thyro-arytenoid muscles. *P., Infantile, Acute Anterior Poliomyelitis; Acute Atrophic Paralysis; Atrophic Spinal Paralysis; Essential Paralysis*; a disease peculiar to childhood, and characterized by sudden paralysis of one or more limbs or of individual muscle-groups, and followed by rapid wasting of the affected parts, with reaction of degeneration and deformity. It is most common in the first year, and during the warm months. It may be produced by traumatism, exposure to cold, or may follow an exanthem. The tendency is now to consider it infectious. The paralysis is due to changes in the anterior cornua of the gray matter of the spinal cord, with degeneration of the multipolar cells and gradual disappearance of their processes. In accordance with the occurrence of these changes in the lumbar or cervical region the legs or arms are affected. *P., Infantile Spastic*. See *P., Cerebral (of childhood). P., Intermittent*, a form due to malarial poisoning. *P., Intra-peduncular*, one involving the muscles of the eye in consequence of a lesion situated between the crura cerebri. *P., Ischemic*, paralysis of a part due to cutting off of the circulation, *e. g.*, paralysis of the lower limb follow-

ing embolism or thrombosis of the femoral artery. *P., Klumpke's*, an atrophic paralysis of the interossei and thenar and hypothenar muscles, with anesthesia of the forearm and fingers and contracted pupils. The lesion is probably in the spinal cord, at the level of the first and second thoracic nerve-roots. *P., Labio-glosso-laryngeal.* See *P., Bulbar. P., Landry's*. Same as *P., Acute Ascending. P., Laryngeal*, a paralysis usually peripheral, of one or more laryngeal muscles, on one or on both sides. *P., Lead*, a paralysis usually of the extensors of the wrist, causing wrist-drop. It is nearly always bilateral and is due to a peripheral neuritis induced by lead-poisoning. *P., Lenticular*, one resembling bulbar paralysis, due to hemorrhage into the lenticular nucleus of each side. *P., Lingual*. Synonym of *Glossoplegia. P., Little's*. Synonym of *P., Infantile. P., Local*, one confined to a single muscle or group of muscles. *P., Masticatory*, paralysis of one or more of the muscles supplied by the motor trunk of the trigeminal nerve. *P., Mimetic*, a feigned palsy. *P., Motor*, paralysis of the voluntary muscles. *P., Musculo-spiral*, paralysis of the extensors and supinators of the wrist, due to an injury or to inflammation of the musculo-spiral nerve. *P., Myogenic*. See *P., Infantile. P., Myopathic*, palsy due to primary disease of the muscles. *P., Neural*, paralysis due to peripheral neuritis. *P. notarium*. See *Writers' Cramp. P., Nuclear*, one due to a lesion of the nuclei of origin of a cranial nerve. *P., Obstetric*, any paralysis of the child resulting from injuries received during delivery. *P., Occupation*. See *Occupation-neurosis. P., Organic*, one due to a structural lesion in the nervous system or in the muscles, as opposed to functional. *P., Painters'*. Synonym of *P., Lead. P., Paraplegic*. See *Paraplegia. P., Periodic*, a non-febrile paralysis of the arms and legs or neck and pharynx occurring in periodic attacks of short duration. *P., Peripheral*, loss of power due to a lesion of the nervous motor mechanism between the nuclei of origin and the peripheral termination, as distinguished from loss of power due to a lesion between the cortical centers and (including) the nuclei. *P., Phonetic, P., Phonic*, laryngeal paralysis in which the tensors and adductors of the vocal bands are involved. *P., Phosphoric*, a paralysis brought about by poisoning with phosphorus. *P., Post-febrile*, a so-called functional paralysis sometimes occurring during convalescence from certain fevers. *P., Pressure*, paralysis of a group of muscles supplied by a nerve which has been subjected to prolonged pressure. *P. procursoria*. Synonym of *P. agitans. P., Progressive Bulbar*. See *P., Bulbar. P., Pseudo (of rickets)*. See *P., Rachitic Pseudo. P., Pseudo-bulbar*, a symmetric lesion of the halves of the cerebrum producing paralysis of the lips, the tongue, and the larynx or the pharynx. *P., Pseudo-hypertrophic, Lipomatous Muscular Atrophy; Duchenne's Paralysis*; a chronic disease characterized by progressive muscular weakness, associated with an apparent hypertrophy of the affected muscles. There is an interstitial fibrous overgrowth of the muscles, frequently accompanied by an accumulation of fat and atrophy of the true muscle-fibers. The disease usually begins in the muscles of the calf, and spreads over the body, the muscles of the hand almost always escaping. There is marked lordosis and a characteristic gait with wide separation of the legs and swaying of the body from side to side. The characteristic symptom is the manner in which the patient arises from the floor—he "climbs" up on his legs, on account of the weakened state of the extensor muscles



of the back. The disease is essentially a chronic one, but the patient becomes absolutely helpless long before death. It is most common in young male children usually under ten years of age. The disease is entirely myopathic, no adequate nerve-lesion having as yet been discovered. **P., Puerperal**, the paralysis following labor. It may be due to traumatism during delivery, to pressure by the uterus, or from displacement of the pelvic organs, to puerperal sepsis, to phlebitis and phlegmasia alba dolens (these are really septic causes). These causes usually induce inflammation of the lumbar and sacral nerves. There may, however, be myelitis from puerperal septic infection. **P., Rachitic Pseudo-**, the motor weakness observed in the lower limbs of marked cases of rickets. There is no true paralysis, the condition being due to changes in the ligaments, softening of the bones, and weakness of the muscles. **P., Radial**. Synonym of *P., Musculo-spiral.* **P., Reflex**, the paralysis which sometimes follows immediately upon a wound of a nerve, or the paraplegia that is sometimes due to irritation of an adherent prepuce. Other so-called reflex palsies, as that from renal calculus, are probably due to secondary changes in the spinal cord or nerves. **P., Regressive**. See *P., Infantile.* **P., Rheumatic**, a paralysis from peripheral neuritis the cause of which is apparently exposure to cold, *e. g.*, in some cases of facial paralysis. **P., Saturnine**. Synonym of *P., Lead.* **P., Scrivener's**. Synonym of *Cramp, Writers'.* **P., Segmental**, a paralysis of a segment of a limb produced by hypnotism. **P., Sensory**, anesthesia. **P., Sleep**, paralysis of the musculo-spiral nerve from pressure upon it during sleep. **P., Spastic**, a paralysis associated with rigidity of the muscles and heightened tendon-reflexes. **P., Spastic Spinal**. Synonym of *Lateral Sclerosis.* **P., Telegraphers'**, an anapeiratic paralysis sometimes seen in telegraph-operators. **P., Toxemic**, one due to the presence of a poison in the blood. **P., Toxic**, a paralysis due to the influence of a mineral or organic poison on some part of the nervous system. **P. vacillans**. Synonym of *Chorea.* **P., Vasomotor**, a paralysis of the vasomotor center or the vasomotor nerves; it leads to dilatation of the blood-vessels. **P. venenata**. Synonym of *P., Toxic.* **P., Writers'**, paralysis with incoördination of the muscles of the wrist and fingers from overuse.

**Paralysma mesentericum**. Synonym of *Tabes mesenterica.*

**Paralytic** (*par-al-i't-ik*) [*παράλυσσις*, paralysis]. Having the nature of paralysis. Affected with paralysis. Also, a person suffering from paralysis; also, one suffering from general paralysis of the insane. **P. Chorea**, a local choreiform spasm connected with a cerebral hemiplegia or monoplegia. It may precede or follow the onset of the paralysis of the limb. **P. dementia**. See *Paralysis, General (of the Insane).* **P. Strabismus**. See *Strabismus.* **P. Theory of Inflammation**. See *Theory.*

**Paralyzant** (*par-al-i'-zan't*) [*παράλυσσις*, paralysis]. 1. Effecting or causing paralysis. 2. An agent or drug that induces paralysis. **P., Motor**, a drug paralyzing any part of the motor apparatus; the motor cells of the spinal cord, the motor nerves, or the muscles.

**Paralyzing** (*par'-al-i-zing*) [*παράλυσσις*, palsy]. Producing or giving rise to paralysis. **P. Vertigo**. See *Gerlier's Disease.*

**Param** (*par'-am*),  $C_2N_4H_4$ . A substance produced by the evaporation of the aqueous solution of cyanamid. It crystallizes in leaflets that melt at  $205^\circ C.$ ; it is insoluble in ether.

**Paramagnetic** (*par-am-ag-net'-ik*) [*παρά*, beside;

*μάγνης*, magnet]. A term applied to the ordinary form of magnetism, in which the orientation is north and south, in distinction from diamagnetism.

**Paramagnetism** (*par-am-ag'-net-izm*) [*παρά*, beside; *μάγνης*, magnet]. The phenomena exhibited by paramagnetic substances.

**Paramastitis** (*par-am-as-ti'-tis*) [*παρά*, near; *μαστός*, mamma; *ιτις*, inflammation]. Inflammation of the connective tissue about the mammae.

**Paramastoid** (*par-am-as'-toid*) [*παρά*, beside; *μαστός*, nipple; *ειδος*, like]. 1. Situated near the mastoid process. 2. The jugular process of the occipital bone.

**Paramecium** (*par-am-el'-se-um*) [*παρά*, along; *μήνός*, length; *pl.*, *Paramecia*]. A longitudinal fissure.

**Paramedian** (*par-am-el'-de-an*) [*παρά*, beside; *medius*, middle]. Situated near the median line. **P. Sulcus**, a fissure present in the cervical portion of the spinal cord, not far from the posterior median fissure, and separating the column of Goll from the funicular cuneatus.

**Paramenia** (*par-am-el'-ne-ah*) [*παρά*, beside; *μήνες*, menses]. Difficult or disordered menstruation.

**Paramere** (*par'-am-er*) [*παρά*, beside; *μέρος*, part]. In biology: (a) one of the radial sections composing the body of certain *Medusæ*. (b) Any one of a set of radiated parts. (c) Either half of a bilaterally symmetric organism or somite.

**Parameria** (*par-am-el'-re-ah*) [*παρά*, beside; *μηρός*, thigh]. The inner surfaces of the thighs.

**Parameric** (*par-am-el'-ik*) [*παρά*, beside; *μέρος*, a part]. Pertaining to a paramere.

**Paramesos** (*par-am-el'-sos*) [*παρά*, near; *μέσος*, middle]. Synonym of *Ring-finger*.

**Parametric** (*par-am-el'-rik*) [*παρά*, beside; *μήτρα*, uterus]. Pertaining to the tissues about the uterus.

**Parametric** (*par-am-el'-rit'-ik*) [*παρά*, beside; *μήτρα*, uterus; *ιτις*, inflammation]. Relating to, of the nature of, or affected with, parametritis.

**Parametritis** (*par-am-el'-rit'-tis*) [*παρά*, near; *μήτρα*, womb; *ιτις*, inflammation]. *Pelvic Cellulitis*; inflammation of the cellular tissue about the uterus. It is usually due to injury to the cervix and vagina during labor, but may also follow abortion and plastic operations on the cervix. It is marked by pelvic pain, with fever. Suppuration is very prone to take place. The abscess usually points in the inguinal region, but it may point in the thigh, or form a perinephric abscess; it may open into the bowel, bladder, or vagina, or burrow back to the side of the sacrum, or out upon the surface near the trochanter.

**Parametrium** (*par-am-el'-tre-um*) [*παρά*, near; *μήτρα*, womb]. The connective tissue that lies around the uterus.

**Paramic Acid** (*par-am'-ik*) [*παρά*, beside; *amid*],  $C_{12}H_5N_3O_7$ . A crystalline substance obtained when paramid is treated with ammonium and precipitated with hydrochloric acid.

**Paramid** (*par'-am-id*) [*παρά*, beside; *amid*],  $C_{12}H_5N_3O_6$ . *Mellimid*, an amid of mellitic acid, produced by the dry distillation of ammonium mellitate. It is a white, amorphous powder, insoluble in water and alcohol.

**Paramimia** (*par-am-im'-e-ah*) [*παρά*, beside; *μιμῆσθαι*, to mimic]. The aphasic misuse of signs or pantomime.

**Paramitome** (*par-am-it'-ōni*) [*παρά*, beside; *μίτος*, thread]. In biology, Fleming's term for the more fluid portions of the cell-substance, contained in the protoplasmic reticulum. Cf., *Paralinin, Paraplasm.*

**Paramnesia** (*par-am-ne'-ze-ah*) [*παρά*, beside; *μνησι-*, only used in comp., remembering, from *μνησκειν*, to remind]. The name given by A. Lalande to the very

common illusion of feeling as if one had already undergone the experience which may be passing, already been with just such people, in just such place, saying just such things, etc. The recognition of the situation sometimes goes so far as to lead to a correct expectation of what the next following details are to be. The phenomenon is too wide-spread to be considered pathologic. It is exhibited by both sexes, and all ages and temperaments, in about 30 per cent. of persons interrogated. The explanation is based upon subliminal or "unconscious" telepathic perception, i.e., a double perception, unconscious at first, then conscious.

**Paramonobromacetanilid** (*par-am-o-no-bro-mas-et-an'-il-id*). See *Antiseptin*.

**Paramorphia** (*par-am-or'-fe-ah*) [*παρά*, beside; *μορφή*, form]. Abnormality of form.

**Paramorphic** (*par-am-or'-fik*) [*παρά*, beside; *μορφή*, form]. Pertaining to paramorphism.

**Paramorphin** (*par-am-or'-fin*). See *Thebain*.

**Paramorphism** (*par-am-or'-izm*) [*παρά*, beside; *μορφή*, form]. In chemistry, a variety of pseudomorphism in which there is a change of molecular structure without alteration of external form or chemie constitution.

**Paramorphosis** (*par-am-or'-fo'-sis*) [*παρά*, beside; *μορφή*, form]. Same as *Paramorphism*.

**Paramucic Acid** (*par-am-u'-sik*) [*παρά*, beside; *mucus*, mucus],  $C_6H_{10}O_8$ . An isomer of mucic acid, occurring in rectangular crystals.

**Paramusia** (*par-am-u'-ze-ah*) [*παρά*, beside; *μουσική*, music]. A form of aphasia in which there is perversion of the musical sense, resulting in the production of improper notes and intervals.

**Paramyelin** (*par-am-i'-el-in*) [*παρά*, beside; *μυελός*, marrow],  $C_{35}H_{77}NPO_9$ . A white, solid substance obtainable from brain-substance and nerve-substance. Other analogous bodies are spoken of as paramyelinins.

**Paramylum** (*par-am-i'-il-um*) [*παρά*, beside; *amylum*, starch],  $C_6H_{10}O_5$ . *Zoëamylum*; a carbohydrate occurring in the infusorian, *Euglena viridis*, and in all gregarinæ, in the form of granules resembling starch. It is not colored by iodine. See *Carbohydrates*, Table of.

**Paramyoclonus** (*pa-rah-mi-ok'-lo-nus*) [*παρά*, beside; *μῦς*, muscle; *κλόνος*, clonus]. The convulsive tremor of Friedreich; a functional neurosis marked by the sudden shock-like character of the muscular contractions, their bilateral symmetry, and the freedom of the extremities. There is no ataxia, paralysis, or anesthesia; electric irritability is normal; consciousness is unimpaired; the convulsive movements are usually in abeyance during sleep. The disease generally occurs in males, and manifests itself both in children and in adults. It is supposed to be caused by fright or physical overstrain. **P. multiplex**, an affection characterized by clonic contractions, chiefly of the muscles of the extremities, occurring either constantly or in paroxysms. It occurs usually in males, and follows emotional disturbance, fright, or straining. The contractions are usually bilateral, and may vary from fifty to one hundred and fifty per minute.

**Paramyosinogen** (*par-am-i-o-sin'-o-jen*) [*παρά*, beside; *μῦς*, muscle]. Musculin; one of the proteids of muscle-plasma. It coagulates at 47° C. See *Muscle-plasma*.

**Paramyotone** (*par-am-i'-o-tōn*) [*παρά*, beside; *μῦς*, muscle; *τόνος*, tone, tension]. See *Paramyotonia*. **P.**, Ataxic, a disease much resembling myotonia congenita, but not hereditary.

**Paramyotonia** (*par-am-i-o-to'-ne-ah*) [*παρά*, aside; *μῦς*, muscle; *τόνος*, tone]. Any perversion of muscular tonicity, with liability to spasm on small provo-

cation. **P. congenita**, a rare and obscure family affection, allied to Thomsen's Disease, and by some regarded as identical with it. The chief symptom is tonic spasm, lasting from 15 minutes to several hours, affecting principally the facial muscles, but also those of the extremities; it is directly excited by cold and allayed by warmth.

**Paramyotonus** (*par-am-i-ot'-o-nus*). See *Paramyotonia*.

**Paranema** (*par-an-el'-mah*). Same as *Paraphysis*.

**Paranematic** (*par-an-e-mat'-ik*) [*παρά*, about; *νήμα*, a thread]. In biology, resembling a paranema.

**Paranephritis** (*par-an-ef-ri'-tis*) [*παρά*, beside; *νεφρός*, kidney; *ιτις*, inflammation]. 1. Inflammation of the paranephros, or supra-renal capsule. 2. Inflammation of the connective tissue about the kidney.

**Paranephros** (*par-an-ef'-ros*) [*παρά*, beside; *νεφρός*, kidney; *πλ.*, *Paranephri*]. A supra-renal capsule, or adrenal.

**Paraneurismus** (*par-an-u-riz'-mus*) [*παρά*, beside; *νεῦρον*, nerve]. A nervous disorder, or perversion of nerve-function.

**Parangi** (*par-an'-je*). See *Frambesia*.

**Paraneæ** (*par-an-el'-ah*). See *Paranoia*.

**Paranoia** (*par-an-oi'-ah*) [*παρά*, beside; *νόος*, mind]. Primary monomania; a mental disease characterized by systematized delusions. Heredity usually plays an important rôle.

**Paranoiac** (*par-an-oi'-ak*) [*παρά*, beside; *νόος*, mind]. 1. Affected with paranoia. 2. A person who is affected with paranoia; a "crank."

**Paranuclear** (*par-an-u'-kle-ar*) [*παρά*, beside; *nucleus*, a nut]. Pertaining to the paranucleus.

**Paranucleate** (*par-an-u'-kle-at*) [*παρά*, beside; *nucleus*, kernel]. Provided with a paranucleus.

**Paranucleolus** (*par-an-u-kle'-o-lus*) [*παρά*, beside; *nucleolus*, dim. of *nucleus*, kernel]. The smaller of the nucleoli in a nucleus; also, a synonym of *Pseudonucleolus*.

**Paranucleus** (*par-an-u'-kle-us*) [*παρά*, beside; *nucleus*, kernel]. A part extruded from the nucleus of the spore-mother-cell, in the zoöspores of algae, just before division. See *Polar Globules*.

**Paraparesis** (*par-ap-ar'-es-is*) [*παρά*, beside; *πάρεσις*, paresis]. Partial loss of power in the lower extremities.

**Paraparetic** (*par-ap-ar-el'-ik*) [*παρά*, beside; *πάρεσις*, paresis]. Pertaining to, or affected with, paraparesis.

**Parapatagial** (*par-ap-at-a'-je-al*) [*παρά*, beside; *παταγείον*, a stripe]. Pertaining to the parapatagium.

**Parapatagium** (*par-ap-at-a'-je-um*) [*παρά*, beside; *παταγείον*, a stripe, border; *πλ.*, *Parapatagia*]. In biology, the fold of skin between the neck and the shoulder of a bird.

**Parapathia** (*par-ap-a'-the-ah*) [*παρά*, beside; *πάθος*, affection]. Moral insanity.

**Parapectic** (*par-ap-ek'-tik*) [*παρά*, beside; *πηκτός*, fixed]. Of the nature of, or pertaining to, parapectin.

**P. Acid**,  $C_{24}H_{34}O_{23}$ , a body derived from pectose during the ripening of fruits.

**Parapectin** (*par-ap-ek'-tin*) [*παρά*, beside; *πηκτός*, fixed]. A derivative of pectose found in fleshy fruits during the process of ripening.

**Parapeptone** (*par-ap-ep'-tōn*). See *Peptone*.

**Parapetalous** (*par-ap-et'-al-us*) [*παρά*, beside; *πέταλον*, a petal]. In biology, located on each side of a petal. Cf. *Antipetalous*.

**Paraphasia** (*par-af-a'-se-ah*) [*παρά*, beside; *φάσις*, speech]. A form of aphasia in which there is inability to connect ideas with the proper words to express the ideas; conduction-aphasia.

**Paraphenetolcarbamid** (*par-af-en-et-ol-kar'-bam-id*). See *Dulcin*.



- Paraphenylendiamin** (*par-af-en-il-en-dī'-am-in*). An isomer of metaphenylendiamin. It causes great exophthalmos when injected into the bodies of animals.
- Paraphia** (*par-a'-fe-ah*) [*παρά*, beside; *αφή*, touch]. Perversion or a morbid state of the sense of touch.
- Paraphimosis** (*par-af-i-mo'-sis*) [*παρά*, beside; *φίμωσις*, to bridle]. Retraction and constriction of the prepuce behind the glans penis.
- Paraphobia** (*par-af-o'-be-ah*). Synonym of *Hydrophobia*.
- Paraphonia** (*par-af-o'-ne-ah*) [*παρά*, beside; *φωνή*, voice]. Any abnormal condition of the voice. **P.** clangens, shrillness of the voice. **P. puberum**, **P. pubescentium**, the harsh, deep, irregular voice noticed in boys at puberty.
- Paraphora** (*par-af'-o-rah*) [*παράφορα*, wandering]. 1. Slight mental derangement, or distraction. 2. Unsteadiness due to intoxication.
- Paraphragm** (*par'-af-ram*) [*παρά*, beside; *φράσσειν*, to fence, to enclose]. In biology, an antero-posterior diaphragm, found in certain crustacea.
- Paraphragmal** (*par-af-rag'-mal*) [*παρά*, beside; *φράσσειν*, to fence]. In biology, forming a paraphragm.
- Paraphrasia** (*par-af-ra'-ze-ah*) [*παρά*, beside; *φράσις*, utterance]. Incoherence of speech. **P. præceptis**, precipitant utterance of incoherent speech. **P. tarda**, abnormal delay in the expression of thoughts. **P. verbalis**, the interpolation of an inappropriate word. **P. vesana**, jumbling of words and ideas.
- Paraphrenesis** (*par-af-ren-e'-sis*) [*παρά*, beside; *φρήν*, mind]. Amentia; delirium, or insanity.
- Paraphrenia, Paraphrenitis** (*par-af-ren'-e-ah, par-af-ren-il'-tis*) [*παρά*, beside; *φρήν*, mind; *diaphragm*; *ιτις*, inflammation]. 1. Delirium; a mental disease. 2. Inflammation of the diaphragm.
- Paraphronesis** (*par-af-ro-ne'-sis*) [*παράφρων*, insane; *παρά*, beside; *φρήν*, mind]. Insanity.
- Paraphronia** (*par-af-ro'-ne-ah*). See *Paraphronesis*.
- Paraphrosyne** (*par-af-ros'-in-e*) [*παράφροσύνη*]. Insanity; delirium of fever.
- Paraphyllum** (*par-af-il'-um*) [*παρά*, beside; *φύλλον*, a leaf; *pl.*, *Paraphylla*]. In biology, a foliaceous expansion which is not a true leaf. One of the leaf-like scaly hairs between the leaves of certain mosses.
- Paraphymosis** (*par-af-i-mo'-sis*). Synonym of *Paraphimosis*.
- Paraphysis** (*par-af'-is-is*) [*παρά*, beside; *φύειν*, to produce; *pl.*, *Paraphyses*]. 1. In biology, sterile filaments among reproductive bodies of various kinds in certain cryptogams. 2. A mesal outgrowth from the roof of the brain, cephalad of the epiphysis or conarium.
- Paraphyte** (*par'-af-it*) [*παρά*, beside; *φύτον*, plant]. A disease attended by proliferation of tissue.
- Paraplastm** (*par'-ap-lazm*) [*παρά*, beside; *πλάσμα*, a thing formed]. 1. See *Paraplasma*. 2. A heteroplastm or false growth.
- Paraplasma** (*par-ap-laz'-mah*) [*παρά*, beside; *πλάσμα*, anything formed]. In biology, Kupffer's term for the more fluid matrix of cell-protoplasm. See *Paramitome paralinin*.
- Paraplastic** (*par-ap-las'-tik*) [*παρά*, beside; *πλάσσειν*, to mold]. 1. Of the nature of paraplastm. 2. Having morbid formative powers.
- Paraplectic** (*par-ap-lek'-tik*) [*παρά*, beside; *πληγή*, a stroke]. Stricken with paraplegia.
- Paraplegia** (*par-ap-le'-je-ah*) [*παρά*, beside; *πληγή*, stroke; the term originally meant a paralysis of one side, or hemiplegia]. Paralysis of the lower extremities. **P.**, **Alcoholic**, that due to chronic alcoholism. It is probably a result of peripheral neuritis, rather than of cord-disease. **P.**, **Ataxic**, a disease characterized clinically by a combination of ataxia and spastic para-

plegia, and anatomically by sclerosis of the posterior and lateral columns of the cord. The disease is most common in middle-aged males, and may follow exposure to cold and traumatism. **P.**, **Ataxic, Hereditary**. See *Friedreich's Ataxia*. **P.**, **Congenital Hypertrophic** (of *Duchenne*), a synonym of *Paralysis, Pseudo-hypertrophic*. **P.**, **Congenital Spastic**, that caused by meningeal hemorrhage during birth. **P. dolorosa**, paralysis of the lower portion of the body, arising from compression of the cord as a result of malignant disease of the vertebrae, and characterized by the early occurrence of excruciating pains. **P.**, **Drunkard's**, a synonym of *P.*, *Alcoholic*. **P.**, **Dysenteric**, a paresis of the lower extremities due to the toxic action of the disease on the peripheral nerves. **P. a frigore**, a paraplegia resulting from multiple neuritis, due to exposure to cold. **P.**, **Functional**, one in which no organic lesion is ascertainable. **P.**, **Hereditary Ataxic**. See *Friedreich's Ataxia*. **P.**, **Hysteric**, a functional paraplegia due to hysteria. **P.**, **Infantile Spasmodic, Spastic Cerebral Paraplegia; Spasmodic Tabes dorsalis; Birth-palsy**; a form characterized by muscular rigidity of the lower limbs, noticed from, or shortly after, birth. The gait of the child may be the so-called "cross-legged progression," *q. v.* There are exaggerated tendon-reflexes, no loss of sensation, and no interference with the action of the sphincters. If both arms and legs are affected, the condition is sometimes termed "bilateral spastic hemiplegia of children," or "spastic diplegia." Occasionally there are irregular movements of the arms resembling chorea or athetosis. These cases have been called "chorea spastica" and "double congenital athetosis." There may be a considerable degree of mental impairment, amounting even to idiocy, and convulsive attacks may persist through life. Nystagmus, squint, retarded dentition, arching of the palate, and other anatomic defects have been noted. This affection is due to prolonged labor or some form of dystocia, of fetal or maternal origin. **P.**, **Puerperal**. See *Paralysis, Puerperal*. **P.**, **Reflex**, a paraplegia of reflex origin. **P.**, **Spasmodic**. Synonym of *P.*, *Spastic*. **P.**, **Spastic**. 1. Lateral sclerosis. See *Sclerosis, Lateral*. 2. Loss of power, with spasm of the muscles of the lower extremities. See *Erb's Palsy*. **P.**, **Spastic Cerebral**. See *P.*, *Infantile Spasmodic*. **P.**, **Tabetic**. Synonym of *P.*, *Ataxic*. **P.**, **Toxic**, that due to the circulation of poisons in the blood.

**Paraplegic** (*par-ap-le'-jik*) [*παρά*, beside; *πληγή*, a stroke]. Pertaining to, or affected with, paraplegia.

**Parapleurum** (*par-ap-lu'-rum*) [*παρά*, beside; *πλευρόν*, the side; *pl.*, *Parapleura*]. In biology, one of the pieces forming the side of a thoracic ring in an arthropod.

**Paraplexia** (*par-ap-leks'-e-ah*) [*παραπληξία*, derangement]. 1. A slight apoplexy. 2. Paraplegia. **P. rheumatica**. Synonym of *Enteritis, Pseudo-membranous*.

**Paraplexus** (*par-ap-leks'-us*) [*παρά*, beside; *plexus*, a braid]. The choroid plexus of the paracele or lateral ventricle of the brain.

**Parapod** (*par'-ap-od*) [*παρά*, beside; *πούς*, a foot]. A parapodium.

**Parapodium** (*par-ap-o'-de-um*) [*παρά*, beside; *πούς*, foot]. In biology, one of the foot-stumps or rudimentary limbs of certain worms.

**Parapoesis, Parapoesis** (*par-ap-o-e'-sis, par-ap-oi-e'-sis*) [*παραποιεῖν*, to vitiate]. A functional disease.

**Parapolar** (*par-ap-o'-lar*) [*παρά*, beside; *πόλος*, pole]. In biology, adjoining the pole.

**Parapophyseal** (*par-ap-off-i'-e-al*) [*παρά*, beside; *ἀπόφσις*, an offshoot]. Pertaining to a parapophysis.

**Parapophysis** (*par-ap-off'-is-is*) [*παρά*, beside; *ἀπόφ-υσις*, offshoot]. In comparative anatomy, the process homologous to the lower transverse process of a vertebra.

**Parapoplexy** (*par-ap'-o-pleks-e*) [*παρά*, beside; *ἀποπληξία*, apoplexy]. A masked or slight form of apoplexy.

**Paraproctitis** (*par-ap-rok-ti'-tis*) [*παρά*, beside; *πρωκτός*, anus; *ιτις*, inflammation]. Inflammation of the connective tissue about the rectum.

**Paraproctium** (*par-ap-rok'-te-um*) [*παρά*, beside; *πρωκτός*, anus]. The connective tissue that surrounds the rectum.

**Parapsis** (*par-ap'-sis*) [*παρά*, beside; *ἅψις*, a touching]. A perverted condition of the sense of touch.

**Parapsis** (*par-ap'-sis*) [*παρά*, beside; *ἄψις*, a loop, wheel: *pl.*, *Parapsi*]. In biology, MacLeay's name for the lateral portion of the mesoscutum of the thorax when separate from the dorsal portion; the *plagæ scapulares* of Haldiday and the *scapulæ* of Thomson.

**Parapteral** (*par-ap'-ter-al*) [*παρά*, beside; *πτερόν*, wing]. Pertaining to the parapterum.

**Parapteron** (*par-ap'-ter-on*). Same as *Parapterum*.

**Parapterum** (*par-ap'-ter-um*) [*παρά*, beside; *πτερόν*, wing: *pl.*, *Paraptera*]. In biology: (a) The third of the three sclerites into which each lateral segment of each thoracic segment of an insect is divisible; (b) the scapular feathers of a bird's wing.

**Paraqueduct** (*par-ak'-we-dukt*) [*παρά*, beside; *aqua*, water; *ducere*, to lead]. The lateral division of the mesocele in the brain of birds and frogs, serially homologous with the paracele or lateral ventricle.

**Paraquinanisol** (*par-ak-win-an'-is-ol*) [*παρά*, beside; *quinanisol*],  $C_{10}H_9NO$ . An artificial alkaloid possessing antipyretic properties.

**Pararabin** (*par-ar'-ab-in*) [*παρά*, beside; 'Αραβικός, Arabic]. A constituent of sugar-beet. Boiling with alkalis converts it into arabic acid.

**Pararectal** (*par-ar-ek'-tal*) [*παρά*, beside; *rectum*, rectum]. Beside or near the rectum. **P. Pouch**, a peritoneal depression behind the broad ligament and beside the rectum.

**Parareducin** (*par-ar-e-du'-sin*) [*παρά*, beside; *reducere*, to lead back]. An alkaloid found in conjunction with reducin in the urine.

**Pararhotacism** (*par-ar-o'-tas-izm*). See *Rhotacism*.

**Pararhythmus** (*par-ar-ith'-mus*) [*παρά*, beside; *ῥυθμός*, rhythm]. Disturbed rhythm.

**Pararthrema**, **Pararthresis** (*par-ar-thre'-mah*, *par-ar-thre'-sis*) [*παρά*, beside; *ἄρθρον*, joint]. Subluxation.

**Pararthria** (*par-ar'-thre-ah*) [*παρά*, beside; *ἄρθρον*, articulation]. A disorder or difficulty in the utterance of articulate speech.

**Pararthrosis** (*par-ar-thro'-sis*). Synonym of *Pararthria*.

**Parasaccharose** (*par-as-ak'-ar-ōz*) [*παρά*, beside; *σάκχαρον*, sugar],  $C_{12}H_{22}O_{11}$ . A crystalline modification of saccharose obtained by allowing a mixture of saccharose and ammonium phosphate in solution to ferment.

**Parasalpingitis** (*par-as-al-pin-jī'-tis*) [*παρά*, near; *σάλπιγξ*, tube; *ιτις*, inflammation]. Inflammation of the tissues around an oviduct.

**Paraschistes** (*par-as-kis'-lēz*) [*παρασχιστής*, one who opens corpses to embalm them; from *παρά*, to; *σχίζειν*, to rend asunder]. A grade of ancient Egyptian priests who began and carried out the process of embalming; they were also called by the Greeks *Turichēute* (*ταριχέια*, embalming), and by the Egyptians themselves *Xar-heb*.

**Parasecretion** (*par-as-e-kre'-shun*) [*παρά*, beside; *secrevere*, to secrete]. Any abnormality of secretion; any substance abnormally secreted.

**Parasemia** (*par-as-e'-me-ah*) [*παρά*, beside; *ἄσημος*, unintelligible]. Simulated asemia. See *Asemia*.

**Parasigmatismus** (*par-as-ig-mat-iz'-mus*) [*παρά*, beside; *σίγμα*, the letter ζ]. The inability to pronounce *s* or *sh*, another letter, as *f*, being substituted.

**Parasinoidal** (*par-as-in-oi'-dal*) [*παρά*, beside; *sinus*, sinus]. Lying near or along a cerebral sinus. **P. Space**, one of the small venous clefts on either side of the superior longitudinal sinus of the dura.

**Parasite** (*par'-as-īt*) [*παρά*, near; *σῖτος*, food]. 1. The minor and feebler member of a pair of teratically joined twins. See *Autosite*. 2. In biology, an organism that inhabits another organism and obtains nourishment from it; it may be a *phytoparasite* or a *zoöparasite*, an *ectoparasite* or an *endoparasite*, *occasional* or *constant*, *temporary* or *stationary*, *obligate* or *facultative*, a *true parasite* or a *pseudo-parasite*. The term parasite is also applied to such birds as construct no nest and perform none of the duties of incubation, but impose on other birds for this purpose. Parasites that attain their full development upon or within a single host are said to be *autecious*, or *autoxenous*; those that pass different stages of development upon or within different hosts are said to be *heterecious*, or *metecious*. Among certain invertebrates the degenerated male becomes a permanent parasite of the female. **P., Accidental**, one which, though ordinarily not parasitic, has found its entrance into the body; e.g., *Pentastomia constrictum*, *P. denticulatum*, *Cestrus hominis*, and others. **P., Animal**, a parasite belonging to the animal kingdom. A table of animal parasites is appended. **P., Endophytic**, one living within the tissues of its host. **P., Epiphytic**, a parasite inhabiting the cutaneous or mucous surfaces.

## SYNONYMATIC TABLE OF THE ANIMAL PARASITES OF MAN AND OF THE ANIMALS COMMONLY ASSOCIATED WITH HIM.

**Abraxas grossulariata**, Linné. The common gooseberry-moth; the larva was reported as a human pseudoparasite by Lankester and Norton, of England. —**Acanthia ciliata**, **Acanthia rotundata**, two species cited by Cobbold as belonging to Kasam and Reunion Island respectively, which are said to be more blood-thirsty than the common bed-bug. —**Acanthia columbaria**, Jenyns. The dove-cot bug. It infests doves and poultry, frequently causing sitting hens to abandon their eggs. —**Acanthia lectularia**. See *Cimex lectularius*. —**Acarus ægyptius**, Linné. See *Ixodes ægyptius*, Audouin. —**Acarus brachypus**, Olfers. See *Sarcoptes scabiei*, var. *hominis*, Mégnin.

—**Acarus du cheval**, Gohier. See *Psoroptes communis*, var. *equi*, Fürstenberg. —**Acarus domesticus**, de Geer. See *Glyciphagus cursor*, P. Gervais. —**Acarus dysenteriae**, Linné. See *Tyroglyphus siro*, Latreille. —**Acarus elephantiacus**, Dubini (1850). See *Sarcoptes scabiei*, var. *lupi*, Mégnin. —**Acarus exulcerans**, Linné ex Nyander. See *Sarcoptes scabiei*, var. *hominis*, Mégnin. —**Acarus folliculorum**, Simon. See *Demodex folliculorum*, Owen. —**Acarus hordei**, Geber. See *Tursonemus monunguiculosis*, R. Blanchard. —**Acarus humanus** subcutaneus, Linné ex Avelin. See *Sarcoptes scabiei*, var. *hominis*, Mégnin. —**Acarus marginatus**, Fabricius. See



*Argas reflexus*, Latreille.—*Acarus psoricus*, Pallas. See *Sarcoptes scabiei*, var. *hominis*, Mègnin.—*Acarus reduvius*, Schrank. See *Boöphilus bovis*, Riley, Cur-tice.—*Acarus ricinoides*, de Geer.—*Acarus ricinus*, Linné. See *Ixodes ricinus*, Linné.—*Acarus scabiei*. See *Sarcoptes scabiei*, var. *hominis*, Mègnin.—*Acarus siro*, Linné; *Acarus siro*, var. *scabiei*, Fabricius. See *Sarcoptes scabiei*, var. *hominis*, Mègnin.—*Acephalocystis endogena*, John Hunter, Owen.—*Acephalocystis exogena*, Kuhl.—*Acephalocystis granulosa*, Lænnec, Cloquet.—*Acephalocystis macaci*, Cobbold.—*Acephalocystis ovis tragelaphi*, Cobbold.—*Acephalocystis ovoidea*, Lænnec, Cloquet, Deslong-champs, Chiaje. See *Echinococcus polymorphus*, Diesing.—*Acephalocystis plana*, Lænnec. See *Ovuligera carpi*, Dupuytren.—*Acephalocystis racemosa*, Cloquet. A name including all those grape-like and cur-rant-like hydatigenous formations frequently present in certain morbid affections of the chorion and mistaken for entozoa.—*Acephalocystis surculigera*, Lænnec. See *Echinococcus polymorphus*, Diesing.—*Achylos-toma duodenale*, Bilharz. See *Dochmius duodenalis*, Leuckart.—*African Leech*. See *Hirudo interrupta*.—*Afterbremse*, Ger. See *Gastrophilus hæmorrhoidalis*, Linné.—*Aftermade*. See *Oxyuris vermicularis*, Bremser.—*Agamonema piscium*, Diesing. See *Filaria piscium*, Rudolphi.—*Alakurt*. See *Helmin-thopsylla alakurti*, Schimkewitsch.—*Algerian Ixode*. See *Ixodes algeriensis*, Mègnin.—*Alyselminthus cucumerina*, Weinland (1858); *Alyselminthus cunicipes*, Zeder (1800); *Alyselminthus ellipticus*, Zeder (1800). See *Tania canina*, Linné.—*Alysel-minthus infundibuliformis*, Zeder. See *Tania infundibuliformis*, Goetze.—*Alyselminthus litteratus*, Zeder. See *Tania pseudo-cucumerina*, Bailliet.—*Alyselminthus lobatus*, Zeder. See *Tania perfoliata*, Goetze.—*Alyselminthus plicatus*, Zeder. See *Tania plicata*, Rudolphi.—*Alyselminthus pusillus*, Zeder. See *Tania pusilla*, Goetze.—*Alysel-minthus serratus*, Zeder. See *Tania crassicollis*, Rudolphi.—*Alyselminthus setigerus*, Zeder. See *Tania setigera*, Frölich.—*Alyselminthus sinuosus*, Zeder. See *Tania sinuosa*, Rudolphi.—*Amblyomma americana*.—*Amblyomma unipunctata*, Packard.—*American Ixode*. See *Argas americanus*, de Geer.—*Amœba buccalis*, Steinberg. Syn. *Amœba dentalis*, Grassi. Quiescent below 25° C.; most active at from 38° to 40° C. It is found in the mucus covering the teeth of man.—*Amœba coli*, Lösch. Syn. *Amœba dysenteriae*, Councilman and Lafleur. It is found in cases of ulcerative inflammation of the large intestine. Experiments prove this parasite capable of causing violent irritation of the mucous membrane. Moniez hazards the conclusion that this species is identical with *Amœba jelaginia* of the swamps near St. Petersburg.—*Amœba croupogena*, Rivolta. See *Coccidium oviforme*, Leuckart.—*Amœba dentalis*, Grassi. See *Amœba buccalis*, Steinberg.—*Amœba dysenteriae*, Councilman and Lafleur. See *Amœba coli*, Lösch. *Amœba parasitica*, Lendenfeld. It is



AMŒBE COLI, Lösch; in intestinal-mucus, with blood-corpuscles, schizomycetes, and similar bodies. (From Leuckart, after Lösch.)

found in a dermatosis of lambs in Australia, attacking the feet, lips, gums, and nostrils. Lendenfeld could not differentiate this parasite morphologically from *Amœba princeps*, Ehrenberg. It is common in fresh water.—*Amœba vaginalis*, Baelz. Recorded from Japan as occurring in the human vagina.—*Amphistoma collinsii*, Cobbold. Brick-red worms found in thousands in the large intestine of the horse in India, where it is known to the natives as *Masuri*. It is perhaps identical with *Amphistoma sonsinoi*, Cobbold. Cobbold describes another *Amphistoma collinsii*, var. *stanleyi*.—*Amphistoma conicum*, Rudolphi. Found in the paunch and psalterium of the domestic sheep, ox, goat, deer, and several wild ruminants. It is rose-colored, irregular, length 10 to 13 mm., breadth 2 to 3 mm. It fixes itself between the papillæ of the rumen, especially at the border of the esophagus. It is common in Egypt and Australia, and probably has for its cercaria that found by Sonsino, in Cairo, on the gastropod *Physa alexandrina*, and forming cysts on aquatic stones, plants, shells of molluscs, etc.—*Amphistoma crumeniferum*, Creplin. Found in the rumen of domestic cattle of India, and the zebu (*Bos indicus*).—*Amphistoma explanatum*, Creplin. Found by Gurlt, at Berlin, in the gall-bladder and biliary duct of a zebu (*Bos indicus*).—*Amphistoma hawksii*, Cobbold. Found at times, and in myriads, adhering to the mucous membrane of the large intestine of the Indian elephant and causing the most frequent disease of that animal, a diarrhea known in India as *Lungen*; death results from exhaustion following depraved appetite, anemia, and diarrhea.—*Amphistoma hominis*, Lewis and McConnell. Found in the large intestine and cecum of man.—*Amphistoma ornatum*, Cobbold. Found in the intestine of the Indian elephant.—*Amphistoma papillatum*, Cobbold. Found in the large intestine of the Indian elephant.—*Amphistoma sonsinoi*, Cobbold. Syn., *Gastrodiscus polymastos*, Leuckart, Cobbold. Possibly *Amphistoma collinsii* is identical with this species. It is found in the large intestine of the horse.—*Amphistoma* sp., Cobbold. Found in the stomach of the horse.—*Amphistoma truncatum*, Rudolphi. Found in the intestine of the domestic cat.—*Amphistoma tuberculatum*, Cobbold. The only trematode found in the intestine of the domestic ox. It is found in India associated with the amphistoms of the rumen.—*Analges minor*, Nörner. See *Dermoglyphus minor*, Nörner.—*Anchylostoma caninum*, Ercolani. Found in the intestine of the dog.—*Anchylostoma (Agchylostoma) duodenale*, Bilharz, Creplin. See *Dochmius duodenalis*, Leuckart.—*Anchylostoma stenocephalum*, Bailliet. See *Uncinaria stenocephalus*, Bailliet.—*Anchylostoma trigonocephalum*, Rudolphi.—*Anguillula appendiculata*, Leidy. See *Oxyuris appendiculata*, Leidy.—*Anguillula intestinalis*, Grassi and Parona. See *Rhabdonema intestinalis*, R. Blanchard.—*Anguillula leptodera*, Nielley (1882). See *Rhabditis niellyi*, R. Blanchard (1888).—*Anguillula* sp., Bailliet. Found in the skin of the horse.—*Anguillula* sp., Grassi and Perroncito. Found in the small intestine of the rabbit; the female only appears to be known.—*Anguillula stercoralis*, Bayay. See *Rhabdonema intestinale*, Blanchard.—*Animal bipede*, Bastian. See *Sagittula hominis*, Lamarck.—*Ankylostoma tubæforme*, Zeder. See *Uncinaria trigonocephala*, Rudolphi.—*Anthomyia canicularis*, Linné.—See *Homalomyia canicularis*, Linné.—*Anthomyia incisurata*. See *Homalomyia incisurata*.—*Anthomyia meteorica*. See *Hydrotæa meteorica*, Davaine.—*Anthomyia pluvialis*. A large European (?) fly, the larvæ of

which have been found by Danthon de Moulin in the human ear and in cutaneous wounds.—*Anthomyia scalaris*, Fabricius, Judd. See *Homalomyia scalaris*, Fabricius.—*Aphrophora bifasciata*. The frog-hopper, a fly. A case is reported by Cobbold, after Solly and Flower, in which the fly is stated to have been the cause of dysuria in a woman.—*Argas americanus*, de Geer. Syn., *Argas chincha*, Goudet; *Amblyomma americanum*, Koch; *Amblyomma unipunctata*, Packard; *Ixodes americanus*, Linné; *Nigua chinche*, the Lone-star Tick. Found in South America. It attacks sleeping men and animals, producing an irritation of the skin so intense as to cause serious symptoms and even death. It is exceedingly troublesome to horses on the prairies of Guatemala.—*Argas chincha*, Goudet. See *Argas americanus*, de Geer.—*Argas de Fischer*. See *Argas savignyi*, P. Gervais.—*Argas hermanni*, Audouin. See *Argas reflexus*, Latreille.—*Argas marginatus*, A. Railliet (1886). See *Argas reflexus*, Latreille.—*Argas mauritianus*, Guérin. A pest upon poultry in Mauritius. It closely resembles *Argas reflexus*.—*Argas mégnini*, Dugès. A lyriform species, very abundant in the State of Guanajuato on the horse, ass, and ox, principally upon the ears. It is often found on other animals and on man. Mégnin holds that the *Ixodidae* so troublesome to animals, especially horses, in Mexico, ought to be included in this species.—*Argas miniatus*, Koch. See *Argas reflexus*, Latreille.—*Argas moubouta*, Murray. It is found in Angola on man and animals.—*Argas persicus*, Fischer. Syn., *Miana Bug*, *Mianawanze*, *Malleh der Perser*, *Malleh de Mianeh*. It lives in the dwellings of the Persians, especially in Miana; it is also found in Egypt. It attacks human beings at night, the bite being especially troublesome to strangers.—*Argas reflexus*, Latreille, 1796 (nec Fabricius, 1794). Syn., *Acarus marginatus*, Fabricius (1794); *Argas reflexus columbarum*, *Argas marginatus*, Railliet; *Argas hermanni*, Audouin (1812); *Argas miniatus*, Koch (1846); *Rhynchoprion columba*, Hermann (1808); *Saumzecke*. The Bordered *Argas*. It is frequently found in dove-cotes in Italy and France, rarely in Germany and England; it sucks the blood of pigeons, especially the young. It is nocturnal, and is a very troublesome parasite, spreading rapidly, limiting the rearing of pigeons, and wandering into houses, where it attacks human beings, producing painful vesicles, edema, and acute pruritis. Most active measures should be employed to exterminate it, such as hot water, lime, petroleum, insect-powder, soft soap. Zürn recommends washing the legs of the pigeons with an alcoholic solution of balsam of Peru. Hugo Engelmann takes the poison of this mite to be a toxalbumin.—*Argas savignyi*, P. Gervais. *L'argas de Savigny*. Found by Savigny in Egypt. Regarded by Audouin as identical with *Argas persicus*, Fischer.—*Argas talaje*, Mégnin, Guérin. Syn., *Garapates*, *Telajes*. Found in dwellings in Central America. It is nocturnal, and produces painful edema.—*Argas tholozani*, Laboulbène and Mégnin. Syn., *Argas of Tholozan*, *Kene der Perser*, *Sheep-bug*. Found on man and sheep in Persia (Djemalabad).—*Argas turicata*, Dugès. Syn., *Turicates*. A parasite very troublesome to pigs and man in Guanajuato, Mexico, frequently causing the death of the former and of the fowls which feed on the parasites.—*Ascarid of Man*. See *Ascaris lumbricoides*, Linné.—*Ascarid of the Pig*. See *Ascaris suilla*, Dujardin. Leuckart, Schneider, and others hold this to be identical with the ascarid of man (*Ascaris lumbricoides*, Linné).—*Ascarid of the Sheep*. See *Ascaris ovis*.—*Ascaris brachyoptera*, Rudolphi. See *Ascaris mystax*, Rudolphi.—*Ascaris canicuta*,

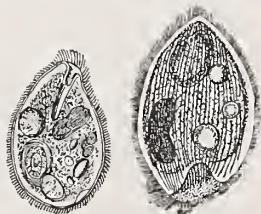
Schrank (1788). See *Ascaris mystax*, Rudolphi (1801).—*Ascaris canis*, Gmelin (1789). See *Ascaris mystax*, Rudolphi (1801).—*Ascaris canis aurei*, Rudolphi (1819). See *Ascaris mystax*, Rudolphi (1801).—*Ascaris canis et martis*, Schrank (1788). See *Eustrongylus gigas*, Diesing (1851).—*Ascaris cati*, Schrank (1788). See *Ascaris mystax*, Rudolphi (1801).—*Ascaris columbæ*, Gmelin. See *Heterakis maculosa*, Rudolphi.—*Ascaris conosoma*, Jördens (1802), Lenz, Brera, Bremser, Rudolphi, Diesing. *Der Kegelwurm*. Found by Bretschneider in the human intestine. According to Brera it is but the larva of *Musca domestica*.—*Ascaris crassa*, Deslongchamps. See *Heterakis inflexa*, Rudolphi.—*Ascaris dispar*. See *Heterakis dispar*, Schrank.—*Ascaris ensicaudata*, Rudolphi. Found in the mouth of the mocking-bird (*Mimus polyglottus*, Boie).—*Ascaris felis*, Gmelin. See *Ascaris mystax*.—*Ascaris filiformis caudatundata*, Camper. See *Ascaris vituli*, Goeze.—*Ascaris gallinarum*, Gmelin. See *Heterakis papillosa*, Bloch.—*Ascaris gallopavonis*, Gmelin. See *Heterakis inflexa*, Rudolphi.—*Ascaris gibbosa*, Rudolphi. Found in the intestine of the domestic fowl. This is a doubtful species, found only by Zeder in 1788, and described from memory in 1800.—*Ascaris gigas*, Goeze. See *Ascaris lumbricoides*.—*Ascaris inflexa*, Rudolphi. Found in the intestine of domestic fowls, and by Chatin in hens' eggs. Ercolani's statement regarding the descent of this species and *Heterakis vesicularis* has no foundation.—*Ascaris ischnoptera*, Creplin. Found in the large intestine of the ostrich.—*Ascaris leptopectera*, Rudolphi. See *Ascaris mystax*, Rudolphi.—*Ascaris lonchoptera*, Diesing. Syn., *Ascarides*, Jackson; *Strongylus elephanti* (sic). Rudolphi. Found in the biliary ducts and duodenum of the *Elephas indicus*, discovered by Mayor in 1822; only the female has been described. "The first helminth discovered to infest the elephant, that very species about whose structure and economy we are least informed." (Cobbold).—*Ascaris lumbricoides*, Linné (1758), Cloquet, Bloch, Goeze. Syn., *Ἐλμυς*, Hippocrates; *Ἐλμυς στρογγύλη*, Aristotle; *Tinea rotunda*, Pliny; *Lumbricus longus et rotundus*, Sérapion; *Lumbricus rotundus*, Cælius Aurelianus; *Fusaria lumbricoides*, Zeder (1800); *Lumbricus teres hominis*, Celse, Tyson, Redi Valisneri; *Ascaris gigas*, Goeze (1782); *Nematodeum hominis (ventriculi)*, Déglan, Leveillé; *Nematodeum hominis (viscerum)*, Pruner, Diesing; *Ophiostoma pontieri*, Cloquet, Delle Chiaje, Bremser; *Spulwurm*. Held by some to be identical with the *Ascaris megaloccephala* of the horse and the *Ascaris suilla* of the hog. This parasite is of cosmopolitan distribution. It is found abundantly in the human intestine, especially in children, and in that of domestic hogs and cattle, in which it reaches a somewhat larger size; a single female is calculated to lay fifty or sixty million eggs. The parasites are erratic, sometimes passing into the ductus choledochus, stomach, nasal fossa, Eustachian tube, larynx, trachea, and, by means of ulceration of the stomach and intestines, at times gaining entrance to the peritoneal cavity. Reflex symptoms of neurasthenic, hysteriform, epileptiform, or choreiform nature, coma, etc., may be directly traced to the presence of these parasites. Therapeutics: Santonin. This should not exceed  $\frac{1}{6}$ – $\frac{1}{2}$  grain (0.011 to 0.032 gram) in each dose, or  $1\frac{1}{2}$  grains (0.065 to 0.097 gram) in the day; it is best administered dissolved in castor-oil. Sodium santonate is preferred by many to santonin. Ammonium embellate is highly recommended by Coronadi as less poisonous to the host than other anthelmintics. The alga *Alsidium* (Cera-



*mium*) *helminthochorton*, Ktz., the so-called Corsican moss, *Wurmtang*, *Wurmwoos*, is much used in southern Europe in the shape of an infusion, 30 grains to a pint of water, night and morning; in the same way pinkroot, *Spigelia marylandica* and *Spigelia anthelmia*, is employed. In large doses this has narcotic properties. The most popular vermifuge of Europe appears to be worm-seed (*Wurmsamen*, *Litfoersamen*, *Semen flores*, *Cina*, *Cynae sina*, *Santonica*, *Semen sanctum*), *Artemisia maritima*, var. *a. Stechmanniana*, Bess, the source of santonin, which is administered with sugar or syrup. It owes its activity to the presence of santonin (discovered by Alnus, 1831). The discharged worms should be burned or have boiling water poured over them to prevent the spread of the eggs.—*Ascaris maculosa*, Rudolphi. See *Heterakis maculosa*, Rudolphi.—*Ascaris marginata*, Rudolphi. See *Ascaris mystax*, Rudolphi.—*Ascaris maritima*, Leuckart (1876). Only one instance is recorded of this worm acting as a human parasite, having been vomited by a child in North Greenland in 1865.—*Ascaris megalcephala*, Cloquet. The largest species of the genus. Peculiar to the *Equidae*. It is found in the small intestine of the domestic ass, horse, mule, and zebra. No intermediate host is needed; drinking-water appears to be the vehicle of infection. The parasites often exist in great numbers, from 1000 to 1500, in the small intestine, especially the duodenum, passing at times into the stomach, bile-duct, and pancreatic duct. The manure of animals affected should be destroyed by fire. The presence of the parasite is accompanied by numerous reflex symptoms, e.g., chronic intestinal catarrh, slight but obstinate diarrhea, the expulsion of feces being immediately preceded by a discharge of fluid. Treatment:—Arsenious acid with food in increasing doses of 1–3 grams a day for ten days, tartar emetic in doses of 15–20 grams per day in four doses at intervals of 3–4 hours, with gentian-powder or asafetida, emulsion of oil of turpentine in peanut or cottonseed-oil 80–150 grams, santonin 80–150 grams. Ferric chlorid and cupric sulphate have been successfully employed, but no specific has been found.—*Ascaris microptera*, Rudolphi. See *Ascaris mystax*, Rudolphi.—*Ascaris mucronata*, Fröhlich. See *Strongylus nodularis*, Rudolphi.—*Ascaris mystax*, Rudolphi (1801), Bremser, Dujardin, etc. Syn., *Lumbricus canis*, Werner (1782); *Ascaris lumbricoides*, Bloch (1782); *Ascaris canicula*, Schrank (1788); *Ascaris canies*, Gmelin (1789); *Ascaris alata*, Bellingham (1839), Dujardin, Diesing; *Ascaris cati*, Schrank (1788); *Ascaris felis*, Gmelin (1789), Thompson, Pickells; *Ascaris marginata*, Rudolphi (1793), Zeder (1800); *Ascaris teres felis*, Goeze (1782); *Ascaris triquetra*, Schrank; *Ascaris leptoptera*, Rudolphi; *Ascaris microptera*, Rudolphi (1819); (?) *Ascaris brachyoptera*, Rudolphi (1819); (?) *Fusaria mystax*, Zeder (1800); *Ascaris canisauri*, Rudolphi (1819). This parasite is found in the small intestine of the domestic cat and dog; also in man. No intermediate host is necessary. Grassi's experiments show its life-history to be similar to that of *Ascaris lumbricoides*; drinking-water is the infecting medium. The form found in the cat appears only to be a larger variety of that found in the dog. It is most frequently found in young animals; by Krabbe, it was found in more than 50 per cent. of cats and 24 per cent. of dogs examined; it inhabits the small intestine and stomach, and causes the vomiting of glairy matter, in which it is to be found; in man it causes intestinal obstruction. Treatment: Santonin in doses of 2–3 centigrams given in milk, alone or combined with extract of malefern, repeated

twice a week, followed by a laxative. Areca-nut is also useful. The investigations of Verloren prove that the eggs of the parasite can retain their vitality for more than a year.—*Ascaris ovis*, Rudolphi. Found in the intestine of the domestic sheep. It is very rare, only two cases having been reported, by Diesing and Neumann.—*Ascaris papillosa*, Bloch. See *Heterakis papillosa*, Bloch.—*Ascaris pellucida*, Brown. See *Filaria equina*, Abildgaard.—*Ascaris perspicillum*. See *Heterakis inflexa*, Rudolphi.—*Ascaris renalis*, Gmelin. See *Eustrongylus gigas*, Diesing.—*Ascaris* sp., von Drasche. It is found in the intestine of the domestic sheep.—*Ascaris stephanostoma*, Jördens (1802); Lenz, Brera, Bremser, Rudolphi, Diesing. It was found in the human intestine by Bretschneider, and asserted by Brera to be the larva of *Musca carnaria*.—*Ascaris suilla*, Dujardin. This bears so close a resemblance to the *Ascaris lumbricoides* that Leuckart, Schneider, and others regard it as identical. Cobbold, Dujardin, Claparède, Moquin-Tandon, hold the two to be distinct. *A. suilla* is found rarely in the small intestine of the pig. Cases of epileptiform seizures in pigs have been referred to reflexes due to the presence of these parasites. *Filaria trachealis*, Bristow and Rainey (1855), may be but the larva of this species.—*Ascaris teres*, Goeze. See *Heterakis maculosa*, Rudolphi, and *Heterakis inflexa*, Rudolphi.—*Ascaris teres felis*, Goeze. See *Ascaris mystax*, Rudolphi (1801).—*Ascaris teres minor* (*Phasiani Galli et picti*), Goeze. See *Heterakis papillosa*, Bloch.—*Ascaris tetraonis*, Gmelin. See *Heterakis papillosa*, Bloch.—*Ascaris trichiura*, Linné. See *Trichocephalus hominis*, Schrank (1788).—*Ascaris triquetra*, Schrank. See *Ascaris mystax*, Rudolphi.—*Ascaris urogalli*, Viborg, Rudolphi. See *Heterakis papillosa*, Bloch.—*Ascaris vermicularis*, Linné (1767). See *Oxyuris vermicularis*, Bremser (1819).—*Ascaris vesicularis*, Rudolphi. See *Heterakis vesicularis*, Fröhlich.—*Ascaris visceralis aut renalis*, Gmelin. See *Eustrongylus gigas*, Diesing.—*Ascaris vituli*, Gmelin, Goeze, Neumann (1883). Syn., *Strongylus vitulorum*, Rudolphi; *Gordius viviparus*, Bloch; *Ascaris filiformis cauda rotundata*, Camper; *Ascaris vituli*, Gmelin; *Fusaria vituli*, Zeder. The *Calf-ascaid*. Found in the intestine and abomasum of young domestic cattle; it is rare in adults. It is frequently found in the slaughter-houses in France. One case is reported in which 15 liters of these parasites were found in the intestine of the calf. Therapeusis:—Give 8–12 grams of a mucilaginous emulsion of empyreumatic oil at night, and follow in the morning with a purgative of sodic sulphate.—*Asthmatos ciliaris*, Salisbury. Dr. J. H. Salisbury described, in 1873, ciliated cells in the mucous fluid from the eyes, nose, and throat of human beings suffering from infusorial catarrh and asthma, hay-fever or autumn catarrh. He regarded them as parasites belonging to the cilio-flagellate infusoria. Cutter and Reinsch arrived at the conclusion that the organism is a protozoön allied to *Actinophrys*, but it was, in 1880, shown by Leidy to be merely detached ciliated epithelial cells from the air-passages, more or less modified by the catarrhal affection.—*Aulacostoma nigrescens*, Weigmann et Ruthe; *Aulacostomum gulo*, Grube. See *Aulacostoma gulo*, Moquin-Tandon.—*Aulacostoma gulo*, Moquin-Tandon. Syn., *Aulacostoma vorax*, Gratiolet; *Aulacostoma nigrescens*, Weigmann et Ruthe; *Aulacostomum gulo*, Grube. *Hirudo depressa fusca margine laterali*. Black-leech, or *Voracious aulostoma*, incorrectly called *Horse-leech* in the neighborhood of Paris,

and thus confused with *Hamopsis sanguisuga*, Bergmann. It is widely distributed over Europe and leaves the water to hide under stones, feeding on earthworms, insect larvae, and small fishes.—**Aulastoma vorax**, Gratiolet. See *Aulastoma gulo*, Moquin-Tandon.—**Autumn Ixode**. See *Ixodes autumnalis*, Leach.—**Autumnal Breeze-fly**. See *Tabanus autumnalis*, Linné.—**Bacon-beetle**. See *Dermestes lardarius*, Linné.—**Bacterioidomonas sporifera**, Künstler. See *Monocercomonas caviae*, Davaine.—**Balaninus nucum**, Linné. A beetle, the larvæ of which is reported as a facultative parasite of man by Henry, Astley Cooper, and Phillips.—**Balantidium coli**, Stein (1862). Syn., *Paramacium coli*, Malmsten (1857); *Plagiotoma coli*, Claparède and Lachmann (1858); *Leucophrys coli*, Stein (1860); *Holophrya coli*, Leuckart (1863). An infusorian parasite first observed in 1856 by Malmsten, and since found abundantly in the colon of



BALANTIDIUM COLI, Stein; (B), with widely opened peristome (dorsal view). (After Leuckart.)

the pig. It has also been found in man in Russia, Sweden, Italy, Cochín-China, and China. In the pig it causes no serious disturbance, but in man it gives rise to profuse and obstinate diarrhea. Calandrucchio, Grassi, and Wising maintain that two distinct species are classed under the name. According to Lindner this parasite is practically limited to northern Europe, where it is not uncommon for the peasantry to live in close and constant association with their swine. Probably its protective cysts or capsules enable it to resist the action of the gastric juice. Diagnosis of its presence in man or swine is readily made by the introduction of a sound into the rectum, the infusoria being found in the mucus and feculent matter brought out on the instrument. Therapeutics:—Malmsten and Henschen recommend enemata of dilute hydrochloric acid, or of vinegar and tannic acid.—**Balbiana gigantea**, Railliet (1886). A sporozoön parasite of the order *Sarcosporidie*, which has been found in the connective tissues of the sheep, goat, ox, deer, pig, and eastern buffalo, especially in the muscular layer of the esophagus, base of tongue, muscles of pharynx, cheeks, neck, thorax, abdomen, and thighs. The sudden symptoms of epizooty, asphyxia, and epileptiform attacks seem to be due to edema of the glottis.—**Balbiana rileyi**, Stiles. Found in the intermuscular connective tissue of ducks (the shoveler or shovel-bill duck, or spoon-bill duck (*Spatula clypeata*), and the mallard duck, or tame duck (*Anas boschas*).—**Bed-bug**. See *Cimex lectularius*, Merrett (1667).—**Beinwurm**. See *Dracunculus medinensis*, Cobbald.—**Benchuate**. See *Conorhinus nigrovarius*.—**Bête rouge**. The native name in Guiana, the Antilles, and Honduras for *Leptus irritans*, q. v.—**Bettwanze**. See *Cimex lectularius*, Merrett (1667).—**Bewaffneter Bandwurm des Menschen**. See *Tenia solium*, Linné.—**Bicho**. See *Sarcopsylla penetrans*, Westwood.—**Bicho colorado**, of Argentine Republic and Uruguay. See *Tetranychus molestissimus*, Weyenbergh.—**Bilharzia bovis**, Sonsino. See *Gynacophorus crassa*.—**Bilharzia capensis**, Harley. See *Gynacophorus hamatobius* (Bilharz), Diesing.—**Bilharzia crassa**. See *Gynacophorus crassa*.—**Bilharzia hamatobia**, Cobbald (1858).—**Bilharzia**

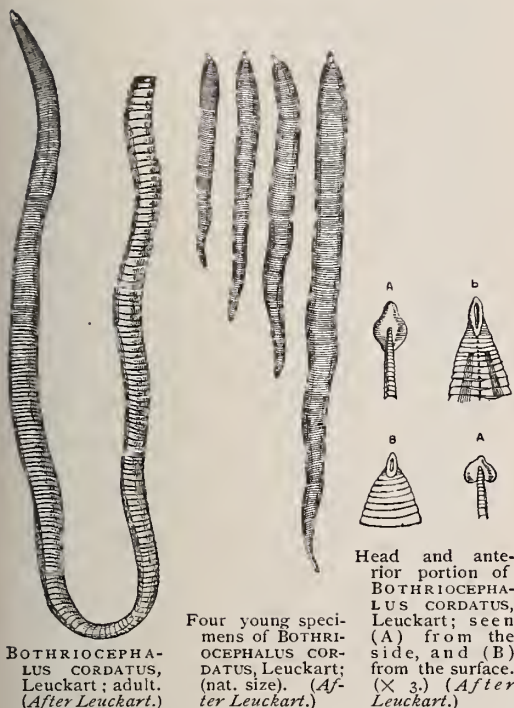
**magna**, Cobbald. See *Gynacophorus hamatobius*, Diesing.—**Bird-flea**. See *Pulex avium*, Taschenberg.—**Biseriated Menopon**. See *Menopon biseriatum*, Piaget.—**Biting Louse**. See *Trichodectes scalaris*, Nitzsch.—**Black Breeze-fly**. See *Tabanus morio*, Latreille.—**Black Leech**. See *Aulastoma gulo*, Brown.—**Black-mouthed Menopon**. See *Menopon phaeostomum*, Nitzsch.—**Blaps mortisaga**, Linné. Syn., *Todtenkäfer*, *Churchyard-beetle*. The larva of this beetle is recorded as a facultative human parasite by Pickells, Thompson, Bellingham, and Bateman. This beetle is common about houses and cellars in Europe from April until harvest-time.—**Blaue Fleischfliege**. See *Calliphora vomitoria*, Robineau-Desvoidy.—**Blinding Breeze-fly**, or **Blinding Chrysops**. See *Chrysops cæcitiens*, Linné.—**Blood-sucking Cone-nose**. See *Conorhinus*.—**Blow-fly**. See *Calliphora vomitoria*, Robineau-Desvoidy.—**Blue Flesh-fly**, **Bluebottle-fly**. See *Calliphora vomitoria*, Robineau-Desvoidy.—**Bodies of Laveran**. See *Polimitis malarie*, Danilewsky.—**Bodo hominis**, Saville Kent (1880). See *Cercomonas hominis*, Davaine (1854).—**Bodo intestinalis**, Ehrenberg. Observed by Steinberg in the white material found between human teeth. Leuckart regards it of doubtful parasitic nature.—**Bodo muscæ domesticæ**, Burnett. See *Herpetomonas muscæ domesticæ*, Kent.—**Bodo saltans**, Ehrenberg. Found by Wedl in great numbers in unhealthy ulcers in man. Leuckart doubts if it is parasitic.—**Bodo socialis**, Ehrenberg. This was observed by Steinberg in the white substance obtained from between human teeth. Leuckart doubts its parasitic nature.—**Bodo urinarius**, Hassal (1859). It is frequently found in the albuminous, alkaline urine of cholera-patients. R. Blanchard considers it as accidentally occurring in the urine and not a parasitic species.—**Bodo urinarius**, Künstler (1883). See *Cystomonas urinaria*, R. Blanchard (1885).—**Body-louse**. See *Pediculus vestimenti*, Leach.—**Boöphilus bovis** (Riley), Curtice. Syn., *Hemaphysalis rosea*, Koch; *Ixodes annulatus*, Say; *Ixodes bovis*, Riley; *Ixodes dugesii*, P. Gervais (1844); *Ixodes indentatus*, Gamgee; *Ixodes reduvius*, De Geer. The cattle-tick; the most widely distributed of all the ticks, occurring in America southward from the northern line of the southern cattle-fever area, to Mexico, Cuba, South America, and also in northern Africa and southern Europe; it is probably a native of N. Africa. This is the active agent in spreading Texas cattle-fever. Treatment: Almost any oily or greasy material.—**Bot-fly of Cattle**. See *Hypoderma bovis*, Latreille.—**Bot-fly of the Horse**. See *Gastrophilus equi*, Fabricius.—**Bothriocephalo largo**, **Bothriocephale largo**. See *Bothriocephalus latus*.—**Bothriocephalus canis**, Ercolani and Bassi. See *Bothriocephalus latus*, Bremser (1819).—**Bothriocephalus cordatus**, Leuckart (1863). Syn., *Dibothrium cordatum*, Diesing. It is found in Iceland and North Greenland in the human body, also in walrus and seal (*Phoca barbata*) and in dogs. It is smaller than *B. latus*; *Tenia vulgaris*, Linné and Pallas, may be identical with



BILHARZIA HÆMATOBIA, Cobbald; male and female, the latter in the canal of *Gynacophorus* of the former. (After Leuckart.)



this species. The larval stage is found in a fish.—

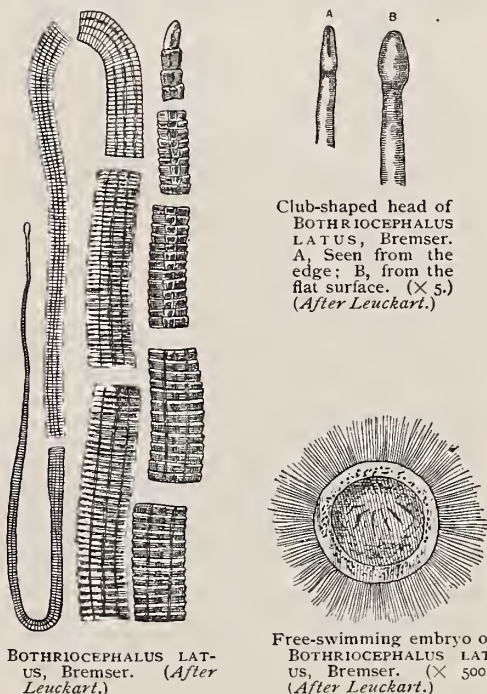


Four young specimens of *BOTHRIOCEPHALUS CORDATUS*, Leuckart; (nat. size). (After Leuckart.)

Head and anterior portion of *BOTHRIOCEPHALUS CORDATUS*, Leuckart; seen (A) from the side, and (B) from the surface. (× 3.) (After Leuckart.)

*Bothriocephalus cristatus*, Davaine (1874). Syn., *Bothriocephalo a cresta*. It has been found in man in a few cases in Europe. A doubtful variety, possibly a monstrosity, and so considered by Moniez.—*Bothriocephalus decipiens*, Diesing. This is found in the intestines of several wild *Felidae*, and includes, according to Diesing, *Bothriocephalus felis*, Creplin (1825), of the domestic cat, *q. v.*—*Bothriocephalus dubius*, Krabbe. This was found by Krabbe in a dog at Reykjavik, and resembles *Bothriocephalus fuscus*, *q. v.*—*Bothriocephalus felis*, Creplin (1825). Syn., *Bothriocephalus decipiens*, Diesing. This is found in the intestines of domestic cats, and in general features it resembles *Bothriocephalus latus*, Bremser, except in dimensions.—*Bothriocephalus fuscus*, Krabbe. Syn., *Bothriocephalus reticulatus et dubius*, Krabbe. This is found in the intestine of the dog in Iceland.—*Bothriocephalus hominis*, Lamarck.—*Bothriocephalus latus* (Linné), Bremser (1819), Blainville, Rudolphi. Syn., *Bothriocephalo largo*; *Bothriocephale largo*; *Bothriocephalus canis*, Ercolani and Grassi; *Bothriocephalus hominis*, Lamarck; *Dibothrium latum*, Diesing (1850); *The Swiss Tapeworm*, *Tenia lata*, Linné (1748), Bloch, Goeze; *Tenia veterum*, Spiegel (1618); *Tenia sive fascia intestinorum*, Spiegel (1618); *Tenia de la second espece*, Andry (1700); *Tenia à épine*, Andry (1700); *The Broad Tapeworm*, Bradley (1813); *Tenia vulgaris*, Linné (1748), Werner, Retzius, Gmelin; *Tenia dentata*, Batsch (1786), Gmelin; *Tenia tenella*, Pallas (1781), Retzius; *Tenia grisea*, Schrank; *Tenia à articulo courtes*, Bonnet; *Tenia lata event. grisea*, Pallas (1766); *Tenia prima*, Plater (1603); *Tenia membranacea*, Pallas (1781), Batsch; *Tenia humanis inermis*, Brera (1802); *Breiter Grubenkopfwurm*, *Breiter Bandwurm des Menschen*, *Grande bothrio-*

*cefalo*; *The Broad Tapeworm*, Bradley (1813). The largest cestode helminth at present known to infest the human body. Switzerland forms the first center for this parasite, and the Russian and Swedish provinces on the shore of the Baltic the second. It appears to be increasing in Germany and Italy. It is not rare in Denmark. Ijima reports it in Japan, referring to the fish *Buchorhynchus perryi* as the host of the larva. Belgium, Holland, England, Scotland, and America are practically free from this para-



Club-shaped head of *BOTHRIOCEPHALUS LATUS*, Bremser. A, Seen from the edge; B, from the flat surface. (× 5.) (After Leuckart.)

Free-swimming embryo of *BOTHRIOCEPHALUS LATUS*, Bremser. (× 500.) (After Leuckart.)

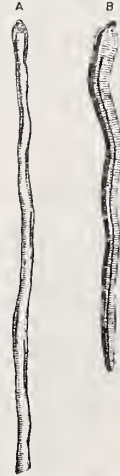
*BOTHRIOCEPHALUS LATUS*, Bremser. (After Leuckart.)

site. It appears not to be rare in dogs in Italy and Russia. The larva or finn has been found in a large number of fishes; *e. g.*, the perch, turbot, sea-trout, salmon, pike, stint, etc. Its prevalence is due to the custom of eating fish imperfectly cured or cooked. The fish is possibly not the only provisional host, but is infected by eating some mollusc possessing the parasite in a hydatid condition. It is claimed that this parasite gives rise to all the symptoms of pernicious anemia.—*Bothriocephalus liguloides*, Leuckart (1886). See *Bothriocephalus mansoni*, R. Blanchard (1886).—*Bothriocephalus longicollis*, Molin. Found in the intestine of the domestic fowl in Italy. It gives rise to loss of appetite, emaciation, feebleness, diarrhea, and epileptiform attacks. The powdered bark of pomegranate-root—a teaspoonful for every fifty heads—mixed with the poultry-food is regarded as the best treatment of teniasis in fowls.—*Bothriocephalus mansoni*, R. Blanchard (1886). Syn., *Bothriocephalus liguloides*, Leuckart (1886). *Ligula mansoni*, Cobbold (1883). This is found in the human peritoneum, and is known only in the



Head of *BOTHRIOCEPHALUS MANSONI*, R. Blanchard. (× 3.) (After Leuckart.)

larval condition. It has its habitat in the connective tissues of the host, as the conjunctival tissues of the orbit and subcutaneous tissues of the thigh, but it is capable of extensive migrations and has been voided with the urine; the cases are limited to Chinese and Japanese. *Bothriocephalus reticulatus*, Krabbe. It is found in dogs in Iceland. See *Bothriocephalus fuscus*, Krabbe. — *Bothriocephalus serratus*, Diesing. This was found by Natterer in the Pampas fox (*Canis azarae*) of Brazil. Diesing holds the form found by von Siebold and others in dogs to be identical. See *Bothriocephalus canis* Ercolani and *B. latus*, Bremser. — *Bothriocephalus tropicus*, Schmidtmüller. See *Tenia saginata*, Goeze. — *Brechfliege*. See *Calliphora vomitoria*, Robineau-Desvoidy. — *Breeze*. See *Gastrophilus equi*, Fabricius. — *Breiter Bandwurm des Menschen*, *Breiter Grubenkopfwurm*. See *Bothriocephalus latus*, Bremser. — *Brummer*. See *Calliphora vomitoria*, Robineau-Desvoidy. — *Buffalo-fly*, or *Buffalo-gnat*. See *Simulium pecuarium*. — *Burrowing Flea*. See *Sarcopsylla penetrans*, Westwood. — *Bütschlia lanceolata*, Fiorentini; *Bütschlia neglecta*, Schuberg; *Bütschlia parva*, Schuberg. Three peritrichous infusorian parasites, rarely found in the rumen of the ox. — *Cælognathus morsitans*. An arachnid discovered by Hessling and held by Cobbold to be a genuine human parasite. *Cæpophagus echinopus*, Mégnin (1880). Syn., *Tyroglyphus echinopus*, Fumouze et Ch Robin (1867). An acaridan, common about liliaceous bulbs, found in the external auditory meatus of a woman suffering from otorrhea, also in a case of "seedy toe" in the horse. — *Calf Ascarid*. See *Ascaris vituli*, Goeze. — *Calliphora anthropophaga*, Conil. — *Calliphora hominivorax*. — *Calliphora infesta*, Philippi. See *Lucilia macellaria* — *Calliphora limensis*. A case of *myiasis narium* due to the larva of this fly is reported by Aguirre from Santiago de Chile. — *Calliphora macellaria*, Jörg. See *Lucilia macellaria*, Fabricius. — *Calliphora vomitoria*, Robineau-Desvoidy (1830). Syn., *Musca vomitoria*, *Bluebottle-fly*, *Blue Flesh-fly*, *Blow-fly*, *Mouche bleu de la Viande*, *blaue Fleischfliege*, *Schmeissfliege*, *Brechfliege*, *Brummer*. These flies feed only on fresh meats and rarely deposit their eggs in wounds or in the natural cavities of the body; although Leuckart and Summa cite a case in which the larvæ were passed from the intestines of man, and Summa refers to cases of *Myiasis narium* due to these larvæ, and Langstein to a case in which he removed large numbers from the bladder of a woman recently confined. — *Callodium tenui*. See *Trichosoma tenuissima*, Diesing. — *Camel-bot*. See *Æstrus cameli*, var. — *Camel Ixode*. See *Ixodes camelinus*, G.

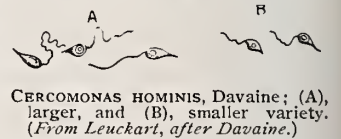


**BOTHRIOCEPHALUS MANSONI**, R. Blanchard. (A, after Leuckart; B, after Cobbold.)



Larvæ of **CALLIPHORA VOMITORIA**, Robineau-Desvoidy. (After Leuckart.)

Fischer. — *Camel Æstrus*. See *Æstrus cameli*. — *Camel-tick*. See *Galeodes araneoides*. — *Carpoglyphus passalarum*, Ch. Robin (1869). A mite found on dried fruits, dates, figs, prunes, etc., and occasionally in vomited matter. — *Cat-flea*. See *Pulex serrateiceps*, Gervais. — *Cat-louse*. See *Trichodectes subrostratus*, Nitzsch. — *Cattle-louse*. See *Hematopinus eurysternus*, Nitzsch. — *Cattle-worm*. See *Founzaia ngombe*. — *Cayor Fly*, *Cayor Worm*. See *Ochronyia anthropophaga*, Blanchard. — *Cephalomyia ovis*, Latreille. See *Æstrus ovis*, Linné. — *Ceratopsyllus canis*. See *Pulex serrateiceps*, Gervais. — *Ceratopsyllus gallinae*, Bouché. See *Pulex avium*, Taschenberg. — *Cercaria brunnea*, Diesing. According to Diesing this is identical with the cercaria of *Distoma echinatum*, Zeder, of the duck. — *Cercaria cystophora*, von Willemoes-Suhm. This was held by Leuckart to be the larva of *Distoma lanceolatum*, Mehlis, of the sheep, but has since been demonstrated by Creutzburg to belong to *Distoma ovocaudatum* of the frog. — *Cercaria echinata*, Fil. Syn., *Cercaria echinifera*, La Valette, *C. spinifera*, La Valette, *C. brunnea*, Diesing (?). It is the larva of *Distoma echinatum*, Zeder, of the duck. It is found in aquatic molluscs, *Limnaea*, *Planorbis*, *Paludina*. — *Cercaria echinifera*, La Valette. See *Cercaria echinata*, Fil. — *Cercaria longicauda*. This is the larva of *Distoma lanceolatum*, Zeder, of the sheep. It occurs in the pond-snails *Helix carthusiana*, Müller, and *Planorbis marginatus*, Draparnaud. — *Cercaria spinifera*, La Valette. See *Cercaria echinata*, Fil. — *Cercomonas davainei*, Moquin-Tandon (1860). See *Cercomonas hominis*, Davaine (1854). — *Cercomonas gallinae*, Rivolta. Syn., *Cercomonas nell intestino dei gallinacci*, Perroncito, *Cercomonas de l'intestin des gallinacées*. It is found in cases of pseudo-croup in fowls and pigeons. — *Cercomonas globosus*, Perroncito, *Monocercomonas carvia*, Davaine. — *Cercomonas of the Guinea-pig's Intestines*. See *Monocercomonas carvia*, Davaine, *Cercomonas ovalis*, Perroncito, *Cercomonas pisiformis*, Perroncito, *Cercomonas globosus*, Perroncito, *Bacterioidomonas sporifera*, Küstler. — *Cercomonas hominis*, Davaine (1854). Syn., *Cercomonas intestinalis*, Lambl (1875 nec 1859); *Cercomonas davainei*, Moquin-Tandon (1860); *Bodo hominis*, Saville Kent (1880); *Cercomonas globosus*, Perroncito. This infusorian is of frequent and extensive occurrence in the discharges of cholera and typhoid-fever patients, and in various diarrheas, also in healthy persons, e.g., the intestinal mucus of children. It is also found in the hepatic ducts. — *Cercomonas intestinalis*, Lambl (1859). [The species described by Lambl under this name in 1859 is referred to *Megastoma intestinale*, Blanchard, 1885, q. v.] — *Cercomonas intestinalis*, Lambl (1875). See *Cercomonas hominis*, Davaine (1854). — *Cercomonas intestinalis*, Marchand (1875). See *Trichomonas intestinalis*, Leuckart (1879). — *Cercomonas muscarum*, Leidy. *Cercomonas muscae domesticæ*, Stein. See *Herpetomonas muscae domesticæ*, Saville Kent. — *Cercomonas ovalis*. This was found by Perroncito in the intestine of the guinea-pig, producing an enteritis; perhaps identical with *Monocercomonas carvia*, Davaine. — *Cercomonas pisiformis*, Perroncito. See *Monocercomonas carvia*, Davaine. — *Cercosoma*. See *Eristalis tenax*

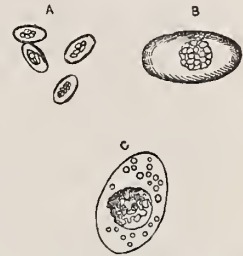


**CERCOMONAS HOMINIS**, Davaine; (A), larger, and (B), smaller variety. (From Leuckart, after Davaine.)



and *Eristalis pendulum*.—**Cheiracanthus hispidus**, Fedschenko. Syn., *Gnathostoma hispida*. This is found in the walls of the stomach of the hog and dog.—**Cheyletus eruditus**, Schrank. This is a vagabond species, occasionally found on man and animals as well as among old books, rags, moldy forage, etc. De Mericourt reports a case in the pus from the ear of a sailor, and Picaglia attributed to it a dermatosis observed on the horse, resembling that produced by *Dermanyssus avium*, De Geer.—**Cheyletus heteropalpus**, Mègnin. This is a mite living at the base of the feathers of pigeons and doves as well as sparrows. It appears to cause no serious inconvenience to its host.—**Cheyletus scabiei**. See *Sarcoptes scabiei*.—**Chicken-louse**. See *Goniocotes gigas*, Taschenberg, *Goniocotes hologaster*, Nitzsch, and *Goniodes dissimilis*, Nitzsch.—**Chigga, Chigo, Chigoe, Chigger, Chiggre, Chique**. See *Sarcopsylla penetrans*, Westwood. **Chigo of Fowls**. See *Sarcopsylla gallinacea*, Westwood.—**Chinche**. See *Argas americanus*, De Geer.—**Chorioptes communis**, var. *ovis*, Verheyen. “*The Foot-scab*.” See *Symbiotes communis*, Verheyen.—**Chorioptes ecaudatus**, Mègnin. See *Symbiotes auricularum*, var. *canis*, var. *cati*, Neumann.—**Chorioptes symbiotes**, R. Blanchard (1890), the mange of cattle. See *Symbiotes communis*, Verheyen.—**Chirithoptes monunguiculosis**, Geber. This is found among barley; the mites cause urticaria and eczema, accompanied by fever for from one to three days.—**Chrysops cæcutiens**, Meigen. Syn., *Small Blinding Breeze-fly*. A common fly, troublesome to man and animals throughout Europe during the summer. **Churchyard-beetle**. See *Blaps mortisaga*.—**Ciliaris bicaudalis**, Salisbary (1868). See *Trichomonas vaginalis*, Donné (1837).—**Cimænomonas caviæ**, Grassi. See *Trichomonas caviæ*, Davaine.—**Cimex ciliatus**, Eversmann. This species is native to Russia.—**Cimex columbarius**, Jenyns, a bug found on the pigeon.—**Cimex lectularia**, Merrett (1667). Syn., *Acanthia lectularia*, Fabricius (1794), *Cimex columbarius*, Jenyns, *Cimex hirsutinus*, Jenyns, *Bed-bug*, *Punaise des lits*, *Bettwanze*, *Hauswanze*, *Wandlaus*. This was originally introduced from India, and was known to the Greeks as *χόρις* and to the Romans as *Cimex*. It was first recorded in Europe in Strasburg, in the 11th century, and was carried to London in the bedsteads of the Huguenots. It is now cosmopolitan. The female lays in March, May, July, and September, about fifty eggs at a time; they take eleven weeks to reach maturity. Adult bugs will withstand severe cold and survive the winter. The bed-bug not only attacks man, but also birds: doves, the swallow, etc. Spirit of turpentine, corrosive sublimate, mercurial ointment, red precipitate, and insect-powder are employed in their destruction, also fumigation (18–24 hours) with sulphurous acid gas. In Europe the pepper-grass (*Lepidium rudemale*, L.) is used to attract the bugs which are said to gather on the fresh plant to suck the juice, when plant and all can be thrown in the fire.—**Cirons**. See *Sarcoptes scabiei*, var. *hominis*, Mègnin.—**Clegg**. See *Hematopota pluvialis*.—**Clercus formicarius**, Linné. This is a beetle; the larva, according to Küchenmeister, was given to von Siebold as a urinary parasite.—**Clothes-louse**. See *Pediculus vestimenti*, Leach.—**Coccidium bigeminum**, Stiles (1891). Syn., *Corpuscules geminæ*, Finck (1854), *Cytospermium villorum intestinalium caninum*, Rivolta, *Coccidie geminæ*, Railliet et Lucet (1890). This is found in the villi of the small intestine, particularly the duodenum of dogs and cats. It appears to cause no ill-effects, being found in healthy animals.—**Coccidium oviforme**, Leuckart (1879). Syn., *Corpi*

*oviformes*, Vulpian; *Amæba croupogena*, Rivolta; *Psorosperma crouposum*, Rivolta; *Cytospermium zürnii*, Rivolta. This was the first of the psorosperms to be described. It is frequent in the cells of the biliary ducts of rabbits and in man, and the intestines of cattle, producing “psorosperm-nodules,” or “coccidium-nodules,” which may bring about changes resulting in death. Coccidiosis of rabbits is so common in certain hutches and warrens near London,



COCIDIUM OVIFORME, Leuckart; from the human liver. (A  $\times 200$ , B and C  $\times 800$ . (After Leuckart.)

that the keepers recognize it readily, and distinguish it by the “wet snout” which the affected animals exhibit. It is most fatal in young rabbits, which become affected as soon as they cease to suckle and begin to eat green food; they lose flesh rapidly and suffer from enteritis, dying in from 8 to 15 days. According to Galloway (1) a most important portion of the developmental cycle of this parasite takes place only external to the body, under aerobic circumstances; (2) Influences outside the body delay and even prevent, the external sporulation of the parasite, thus interfering with its infective power; (3) The host cannot be infected by coccidia inoculated directly from an animal already suffering, thus proving that the disease, though infectious, is so only in a very special way; (4) The parasite infects the host by passing into the alimentary canal, where it meets suitable conditions for its future development; (5) The parasite enters and grows within epithelial cells, without necessarily destroying them and causes great proliferation of the neighboring epithelium. This parasite is also the cause of a cutaneous psorospermiosis of fowls, geese, turkeys, and pigeons, forming wart-like nodules on the head, and showing close analogy to the disease of man called *Epithelioma contagiosum* or *Molluscum contagiosum*. Treatment consists in cauterization by the hot iron or by chemicals. Oil of turpentine is also effective and prophylactic.—**Coccidium perforans**, Leuckart (1879). This is found in the intestinal epithelium of the dog, rabbit, cat, and man.—**Coccidium rivolta**, Grassi (1881). It is found encysted in the epithelial cells of the intestine in cats, and also free in the intestinal contents and feces. This species closely resembles the *Coccidium perforans* of the dog.—**Cœnurus cerebialis**, Rudolphi. This is the cystic larva or finn of *Tenia caninus*, Küchenmeister, of the dog, *g. v.* It is found in the brain and spinal marrow of cattle, sheep, goats, camels, dromedaries, horses and exceptionally, in man, producing staggers (*Hydatidoccephalus*, *Gid*). It has also been found in the muscles of the domestic rabbit and in the subcutaneous connective tissue of the calf and sheep.—**Cœnurus serialis**, Gervais. This is the cystic finn of *Tenia serialis*. Its usual habitat is the connective tissue of domestic rabbits, hares, and squirrels, occurring on the head, neck, loins, thorax and limbs, and rarely, in the spinal cord. The fact that the largest number of cœnures have been collected from wild rabbits would appear to indicate that the *Tenia* which produces them must inhabit the intestine of some carnivorous animal that usually lives in the same localities as the rabbits, and that the development of

this *Tania* in the dog must be considered purely accidental.—*Cœnurus*, sp., Engelmayer. This is found in the liver of the domestic cat.—*Cœnurus*, sp., Pagenstecher. This was found beneath the skin in the dog.—*Colorado*, the native name in Cuba for *Leptus irritans*, q. v.—*Colpocephalum longicaudum*, Nitzsch. The long-tailed colpocephalus, a louse found on many species of pigeons and doves.—*Common Scab*. See *Psoroptes communis*, Fürstenberg.—*Common Tick*. See *Ixodes ricinus*, Linné.—*Companion Gonicote*. See *Gonicote compar*, Nitzsch.—*Compsomyia macellaria*, *Compsomyia rubifrons*, Macquart. See *Lucilia macellaria*, Robineau-Desvoidy.—*Cone-nose*. See *Conorhinus*, sp. This blood-sucking cone-nose has recently been reported from the Yosemite Valley, Cal., where it is found in the beds, biting the face, hands, and feet of the sleeper, causing serious sores in some instances.—*Conorhinus nigrovarius*, a predaceous bug in the pampas, *Cen-chucha*, which sucks blood like an ordinary tick.—*Conorhinus sanguisugus*, sucks the blood of warm-blooded animals.—*Corpuscles of Laveran*. See *Polimitus malaria*, Laveran and Danilewsky.—*Corpuscles of Rainey*. See *Sarcocystis miescheri*, Ray Lankester.—*Cousin commun*. See *Culex pipiens*, L.—*Crab-louse*. See *Phthirus inguinalis*, Leach.—*Crambus pinguinalis*. There are three cases cited of this lepidopterous insect (larvæ) acting as facultative human parasites by Linnæus, Church and Angetinus.—*Creole Tick*. See *Ixodes dugesi*, Gervais.—*Crinons*. This is a name given by Chabert in 1782 to *Sclerostoma armatum*, Rudolphi, q. v.—*Crithopsis monunguiculosa*, Geber (1879). See *Tarsonemus monunguiculosa*, R. Blanchard (1889).—*Crown-tail Strongyle*, Cobbold. See *Stephanurus dentatus*, Diesing.—*Cryptocystis tricoeactis*, Villot. This is the larva of *Tenia canina*, Linné, and was found by Melnikow (1867) in the body-cavity of the *Trichodectis latus*, Nitzsch, of the dog.—*Culex anxifer*. The species of mosquito cited by Cobbold as troublesome to man.—*Culex ciliatus*. This is a large species of mosquito found in the Atlantic States. It bites very severely, but is comparatively rare and does not appear in swarms.—*Culex damnosus*, Say. The common American mosquito, appears in swarms which invade marshy regions, appearing in the Middle States in four distinct broods, which only swarm at intervals of one month. This troublesome species is reported as becoming common in England.—*Culex equinus*, Cobbold. This is especially troublesome to horses.—*Culex Mosquito*. It is found in Southern Asia where, according to Manson, it acts as the host of *Filaria sanguinis hominis* and is the agent in infecting man with this, the most important of the animal parasites attacking man.—*Culex pipiens*, Linné. Syn., *Zanzara comune*, Ital.; *Cousin commun*, Fr.; *Gemeine Stechmücke*, Ger.; *Common Gnat of Europe*. This gnat takes the place in Europe of the mosquito of America, being in many regions a veritable scourge to man, especially at night. It is not aggressive toward animals.—*Culex pungicus*. This is a species found in France and according to Liegard produces serious symptoms in those bitten by it.—*Culex rufus*, *Culex tæniorhynchus*. Two American species. *Cuterebra cuniculi*, Clark (1815); Macquart (1835); Joly (1846). Syn., *Æstrus cuniculi*, Clark (1797); *Trypoderma cuniculi*, Wildemann (1830). An American species, found on hares and rabbits.—*Cuterebra noxialis*, J. Goudot (1845). See *Dermatobia noxialis*, Brauer.—*Cyclobdella lumbricoides*. The blind leech. A species found in Brazil; it attacks men and animals indiscriminately.—*Cynorhæstes ægyp-*

*tius*, Hermann. See *Ixodes ægyptius*, Audouin.—*Cynorhæstes ricinus*, Hermann. See *Ixodes ricinus*, Linné.—*Cynthostoma tetracanthum*, Molin. See *Strongylus tetracanthus*, Diesing.—*Cyrtoneura stabulans*, Macquart. Syn., *Musca stabulans*, Fallén; *Stallfliege*. The larvæ of this fly were first observed as facultative intestinal parasites of man by Laboulbène. It is troublesome about stables.—*Cysticercus acanthotrias*, Weinland. This is the larva of an undescribed species of *Tenia*, found in the connective tissue and dura mater of man.—*Cysticercus albopunctatus*. See *Cysticercus tænia solii*, Leuckart.—*Cysticercus alpaca*, Sappey. Found in the muscles of the alpaca; it seems to be very abundant in Peru. The adult worm and its host have not been discovered yet.—*Cysticercus bailletti*, Railliet. Syn., *Pleurocercoides bailletti*, Railliet, *Cysticercus elongatus*, Blumberg. This is found in the pleura and peritoneum of the cat, dog, rat, ichneumon and pole-cat.—*Cysticercus bicornis*, Zeder. See *Dicercas rude*, Rudolphi.—*Cysticercus bothrioplitis*, Piana. See *Cysticercus tænia bothrioplitis*, Piana.—*Cysticercus bovis*, Göze. See *Cysticercus tænia saginata*, Goeze-Leuckart.—*Cysticercus clavatus*. See *Cysticercus tænia marginata*, Batsch-Diesing.—*Cysticercus conis*, *Cysticercus cellulosæ*. See *Cysticercus tænia solii*, Leuckart.—*Cysticercus coprinus*. See *Cysticercus tænia marginata*, Batsch-Diesing.—*Cysticercus dicysta*. A finn found in the cranial cavity of man; its tapeworm is unknown.—*Cysticercus elongatus*, Blumberg. This name was applied by Blumberg to the finns found in the dog and cat, (see *Cysticercus bailletti*, Railliet), but it had to be dropped, as it had already been applied by Leuckart to a variety of *Cysticercus tænia serrata*, Zeder-Goeze, q. v.—*Cysticercus fascicularis*, Rudolphi. See *Cysticercus tænia crassicolis*, Rudolphi.—*Cysticercus finna*. See *Cysticercus tænia solii*, Leuckart.—*Cysticercus fischeriana*. A finn found by Fischer in the choroid plexus of man; the adult is unknown.—*Cysticercus fistularis*, Rudolphi. This was found in the peritoneum of the horse by Chabert and Reckleben. The *Platode* of which this is the finn is as yet unknown.—*Cysticercus globosa*, *Cysticercus lineata*. See *Cysticercus tænia marginata*, Batsch-Diesing.—*Cysticercus mediocanellata*, Davaine. See *Cysticercus tænia saginata*, Goeze-Leuckart.—*Cysticercus melanocephalus*, Köberle.—*Cysticercus multilocularis*. See *Cysticercus tænia solii*, Leuckart.—*Cysticercus oviparus*, Maddox. This is found in the muscles of the sheep and is regarded by Maddox not only as a new species, but as a sexually mature animal.—*Cysticercus ovis*, Cobbold. See *Cysticercus tænia marginata*, Batsch-Diesing. Cf. *Tenia tenella*, Cobbold. Cobbold found this finn on several occasions in the measles of sheep and held it to be the larvæ of a *Tenia* of man, the so-called *Tenia tenella*. Chatin demonstrated Cobbold's error, showing that the pretended *T. tenella*, was only a small-sized *T. solium*, and that *Cysticercus ovis* was but an imperfectly developed *Cysticercus tænia marginata*, Batsch-Diesing.—*Cysticercus phacochæri æthiopici*, Cobbold. See *Cysticercus tænia marginata*, Batsch.—*Cysticercus pisiformis*, Zeder. See *Cysticercus tænia serrata*, Goeze.—*Cysticercus pyriformis*, *Cysticercus racemosa* (us), Zenker. See *Cysticercus tænia solii*, Leuckart.—*Cysticercus turbinata*, Köberle. A variety in which the head-process is coiled in a regular spiral of sometimes three turns. See *Cysticercus tænia solii*, Leuckart.—*Cysticercus*, sp., Baillet. This is found in the peritoneum of the domestic fowl.—*Cysticercus*, sp., Sappey. This is

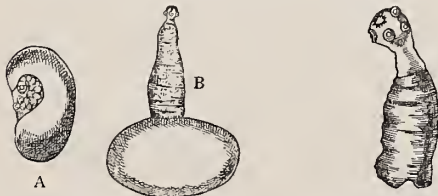


found in the muscles of the llama.—*Cysticercus suis*, Cobbold. See *Cysticercus tæniæ solii*, Leuckart.—*Cysticercus tæniæ bothrioplitis*, Piana. This is found in the snails *Helix carthusianella*, Draparnaud, and *Helix maculosa*, the mature form occurring in the domestic fowl.—*Cysticercus tæniæ cesticillus*, Goeze-Molin. Syn., *Cysticercus tæniæ infundibuliformis*, Goeze. This is found in the house-fly. The adult (*Tænia cesticillus*, Molin, *q. v.*) is found in the intestine of the domestic fowl. According to Grassi and Rovelli the earth-worm *Allobophora fatida*, Eisen, is its intermediate host.—*Cysticercus tæniæ crassicolis*, Rudolphi. This is found in the liver of various rats and mice and is remarkable for the elongated form and the smallness of the bladder in which it is coiled up. Von Siebold demonstrated (1844) the relation of this finn to *Tænia crassicolis*, Rudolphi, of the cat.—*Cysticercus tæniæ cucumerinæ*, Bloch. See *Cysticercus tæniæ ellipticæ*, Batsch. *Cysticercus tæniæ cuneatæ*, von Linstow. Occurs in the worm, *Allobophora fatida*, Eisen, and the adult in domestic fowls.—*Cysticercus tæniæ diminutæ*, Rudolphi. This is found in the orthopterous insect *Anisolabis annulipes*, Lucas; and the beetles *Akis spinosa*, Latr. and *Scaurus striatus*, Fabr., also in the meal-moth, *Asopia farinalis*, L.—*Cysticercus tæniæ ellipticæ*, Batsch. Syn., *Cysticercus tæniæ cucumerinæ*, Bloch. This is found in the fleas (*Pulex irritans*, L. and *Pulex serraticeps*, Gervais) and the dog-louse (*Trichodectes canis*, De Geer).—*Cysticercus tæniæ gracilis*, Rudolphi. This is found in the perch (*Perca fluviatilis*) and by Thos. Scott in the ostracod crustacean *Candona rostrata*, which Blanchard holds to be the intermediate host of *Tænia gracilis*, of the duck. *Cysticercus tæniæ infundibuliformis*, Goeze. See *C. tæniæ cesticillus*, Molin-Goeze.—*Cysticercus tæniæ krabbei*, Moniez, occurs in the reindeer (*Cervus tarandus*, Linné), the mature form being found in the dog.—*Cysticercus tæniæ marginatæ*, Batsch-Diesing. Syn., *Cysticercus clavatus*, *Cysticercus coprinus*, *Cysticercus globosa*, *Cysticercus lineata*, *Cysticercus tenuicollis*, Diesing, *Cysticercus phacochoeri aethiopici*, Cobbold, *Cysticercus visceralis*, *Cysticercus ovis*, Cobbold. This is the larva of *Tænia marginata*, Batsch; and is found in the peritoneum and sometimes in the muscles, liver, lungs, and heart of the sheep, goat, ox, camel, reindeer, and pig, and it seems, as the result of the researches of Eschricht and others, occasionally to occur in monkeys and man. It rarely produces serious effects, although at times it grows to the size of a child's head. The size and occurrence have perhaps led to its being confused and ranked with *Echinococcus*, which has led to error, even as regards its human pathology, it having as a consequence been reckoned among human parasites, especially under the title, *Cysticercus visceralis*.—*Cysticercus tæniæ microstomæ*, Dujardin. Syn., *Scolex decipiens*, Diesing. This occurs in the orthopterous insect *Anisolabis annulipes*, Lucas; also in the beetle *Tenebrio molitor*, Fabricius. The mature form occurs in rats and mice.—*Cysticercus tæniæ proglottidæ*, Davaine, occurs in the snails *Limax agrestis*, Linné, and *Limax variegatus*, Draparnaud. The mature form is found in the domestic fowl.—*Cysticercus tæniæ saginata*, Goeze-Leuckart. Syn., *Cysticercus bovis*, Goeze, *Cysticercus medio-canellatæ*, Davaine. Leuckart was the first (1861) to show the relation of this finn to the tenia of the ox, in which animal it often occurs in great numbers, especially in Abyssinia, Russia, and the regions about the Mediterranean. The distribution in the tissues and organs varies. The peritoneum and lymphatic apparatus are rarely free from them; the kidneys, lungs,

and liver contain relatively few; the muscles especially contain great numbers; all other tissues and organs may be infected. In the examination of beeves the fins should especially be looked for in the masseteric region, the internal and external pterygoids, heart and tongue. Owing to the presence of calcareous particles, they assume a white color upon drying, which allows their presence to be made out, *e. g.*, in dried beef; soaking will again render them invisible. E. Gavoy asserts that it has not been proved that the fins of *Tænia saginata* do not exist in man.—*Cysticercus tæniæ serratæ*, Zeder, Goeze. Syn., *Cysticercus pisi-formis*, Goeze, *Cysticercus elongatus*, Leuckart, *Monostoma leporis*, Kuhn. This finn is the most common parasite in the peritoneum of the rabbit. It traverses the liver and, reaching the peritoneum, excites the formation of a cyst, which becomes full of fluid, and about the size of a pea. It occurs in such numbers as to resemble clusters of grapes. The white spot on the surface of each bladder locates the invaginated scolex.—*Cysticercus tæniæ sinuosæ*, Zeder. Occurs in the crawfish (*Astacus fluviatilis*, Rondelet), and the mature form in the domestic duck.—*Cysticercus tæniæ solii*, Leuckart. Syn., *Tænia hydatigena*, Pallas; *Cysticercus cellulosa*, Leuckart; *Cysticercus albopunctatus*, *Cysticercus racemosa(us)*, Zenker; *Cysticercus acanthotrias*, Weinland (1858); *Cysticercus suis*, Cobbold; *Cysticercus canis*, *Cysticercus multilocularis*, *Cysticercus pyriformis*, *Cysticercus finna*. This is the finn of *Tænia solium*.



MEASLY PORK. (After Leuckart.)



*CYSTICERCUS TÆNIÆ SOLII*, Leuckart; or the common bladder-worm of the pig, (A) with invaginated head, and (B) with evaginated head. (After Leuckart.)

*CYSTICERCUS TÆNIÆ SOLIÆ*, Leuckart; or bladder-worm of the pig, after the digestion of the bladder. ( $\times 10$ .) (After Leuckart.)

Küchenmeister was the first to point out the relation between this bladder-worm and the hook-bearing *Tænia solium*. It causes the disease known as measles and is found in swine, dogs, cats, and man, and occurs in all tissues and organs, producing small tumors which are readily recognized when subcutaneous; when in the brain various apoplectic or epileptiform symptoms, paraplegia, violent cephalalgia, vomiting, vertigo, staggers (*tournolement*, *tournis*), convulsions, narrowing of the field of vision and deafness may ensue. When in the brain the symptoms resemble those of *Tabes dorsalis*. No treatment has been found for cerebral cysticercosis; some cases recover. The enforced inspection of meats is important in this connection.—*Cysticercus tarandi*. See *Cysticercus tæniæ krabbei*, Moniez.—*Cysticercus tenuicollis*, *Cysticercus visceralis*. See *Cysticercus tæniæ marginatæ*, Batsch-Diesing.—*Cystomonas urinaria*, R. Blan-

chard (1885). Syn., *Trichomonas irregularis*, Salisbury (1868); *Bodo urinarius*, Künstler (1883). A peculiar flagellate infusorian found in human urine and vaginal mucus.—**Cystotænia mediocanellata**, Leuckart (1862). See *Tenia saginata*, Goeze, 1782.—**Cytodites nudus**, Vizioli. Syn., *Cytolichus sarcopoides*, Mègnin; *Sarcoptes gerlachi*, Rivolta. This is found in the air-sacs of the *Gallinacea*, especially fowls and pheasants. They even reach the air-canals in the bones, and are supposed to cause enteritis.—**Cytolichus sarcopoides**, Mègnin. See *Cytodites nudus*, Vizioli.—**Cytospermium villorum intestinalium canis**, Rivolta. Oviparous, tetrasporous coccidia found by Railliet and Lucet in the small intestine of the dog and cat. See *Coccidium bigeminum*, Stiles.—**Cytospermium zürni**, Rivolta. This was reported by Pröger and Zürn from the intestine, liver, and glands of calves. It is probably *Coccidium perforans*, q. v.—**Cytosporozoön malarie**, Danilewsky. See *Polimitus malarie*, Laveran.—**Cytozoa pathogena**. The hematocysts of man and animals, found in malarial and other fevers. See *Polimitus malarie*, Laveran.—**Dactylus aculeatus**, Curling. See *Euchytræus albidus*, Henle.—**Dasytricha ruminantium**, Schuberger. A holotrichous infusorian of the esophagus and stomach of ruminants.—**Deer-tick**, Western. See *Dermacentor occidentalis*, Linné.—**Demodex canis**, Tulk. See *Demodex folliculorum*, var. *canis*.—**Demodex folliculorum**, Owen. Syn., *Acarus folliculorum*, Simon (1842); *Demodex folliculorum*, var. *hominis*, *canis*, *cati*, *suis*, *ovis*, *capræ*, *equi*, Küchenmeister; *Demodex caninus*, Tulk; *D. phylloides*, Csokor; *Macrogastr platypus*, Miescher (1843); *Entozoön folliculorum*, Erasmus Wilson (1845); *Steatozoön folliculorum*, E. Wilson (1847); *Simonea follicularum*, Gervais (1844); *Simon et Simonide*, Fr. This is found in the hair-follicles and sebaceous glands of several species of mammalia: dog, cat, pig, sheep, goat, ox, deer, fox, rat, mouse, and bat. The dermatosis produced by this parasite has been most frequently and best studied in the dog. Nearly every known parasiticide has been tried for the cure of follicular scabies of the dog, but generally in vain (Neumann). Sulphur baths and applications of creolin or essence of juniper have given fair results.—**Demodex phylloides**, Csokor. See *Demodex folliculorum*, var. *suis*.—**Dermacentor americanus**, Linné. The American dog-tick. Cf. *Ixodes ricinus*, Linné.—**Dermacentor occidentalis**, Linné. The western deer-tick of the United States.—**Dermanyssus avium**, De Geer. Syn., *Dermanyssus galline*, Redi; *Dermanyssus gallopavonis*, Gervais; *Dermanyssus hirundinis*, De Geer; *Tique*, Raspail. Gamasides which live on birds and may be transmitted to domestic mammalia: rabbits, dogs, cats, cows, and man. They are found in dove-cotes and poultry-yards, and are essentially noctambulatory. They frequently enter the nasal cavities or auditory meatus. In nasal or auricular acariasis, olive-oil, to which has been added a little ethereal essence of anise-seed, should be introduced by means of a thin feather. Oily mixtures, sulphuret of carbon and creolin are the most favored remedies for the dermatoses produced by this insect.—**Dermanyssus gallinæ**, Redi.—**Dermanyssus gallopavonis**, Gervais.—**Dermanyssus hirundinis**, De Geer. See *Dermanyssus avium*, De Geer.—**Dermatobia cyanoventris**, Moquin-Tandon. This differs from *Dermatobia noxialis*, Brauer, in the azure hue of the entire abdomen; its habits are the same.—**Dermatobia hominis**. See *Dermatobia noxialis*, Brauer.—**Dermatobia noxialis**, Brauer (1860). Syn., *Dermatobia hominis*; *Æstrus guildingi*, Hope (1840);

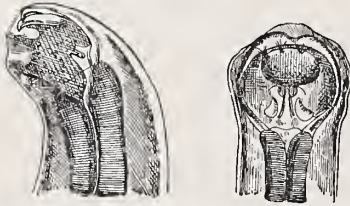
*Cuterebra noxialis*, J. Goudot (1845). A bot-fly of Central and South America, the eggs of which are not infrequently deposited in the skin of animals and man, producing a swelling like an ordinary boil. In New Grenada this larva is known as *Núche*, *Gusano*, or *Macaco Worm*, in Cayenne as the *Macaco Fly*, in Brazil as *Ura*, in Costa Rica as *Torcel*, and in Mexico as the *Moyoquil Worm*. It attacks chiefly the ox and dog, while mules and horses are exempt. In countries in which the parasite is abundant, the skins of slaughtered cattle are frequently so perforated as to be of little value.—**Dermatodectes communis**, Bourguignon and Delafond.—**Dermatodectes equi**, Gerlach. See *Psoroptes communis*, var. *equi*, Fürstenberg.—**Dermatodectes communis**, Fürstenberg. See *Psoroptes communis*, Fürstenberg.—**Dermatophagoides scheremetewski**, Bogdanow. See *Symbiotes communis*, Verheyen.—**Dermatophagus cuniculi**, Zürn, 1872. See *Sarcoptes notadres*, Delafond and Bourguignon, 1857.—**Dermatophilus penetrans**, Guérin. See *Sarcopsylla penetrans*, Westwood.—**Dermestes lardarius**, Linné. The larvæ of this beetle, besides devouring dead bodies, skins, leather, etc., develop at times in the old manure of the dove-cote and attack the young pigeons, gnawing the skin of the neck and abdomen. The best preventive measure consists in covering the floor of the dove-cote and the nest with pine sawdust mixed with sand. The larvæ are also reported as facultative parasites of man by Otto and Chichester (England).—**Dermestes murinus**, Linné. The larva is reported as a facultative parasite of man by Otto and Lister.—**Dermofilaria irritans, Rivolta. See *Filaria irritans*, Rivolta.—**Dermoglyphus elongatus**, Mègnin. One of the plumicole sarcoptidæ found on the quill of the feathers of the domestic fowl.—**Dermoglyphus minor**, Nörner. Syn., *Analges minor*, var. *similis*, Nörner. This is found in the quill of the feathers of the guinea-fowl.—**Dermoglyphus varians**, Trouessart. One of the *Analgesinæ* observed on the guinea-fowl, in the quill of the beam-feathers of the large wing-covers along with *picobia*. It is possibly only a variety of *Dermoglyphus elongatus* of the fowl.—**Deutscher Bluteegel**. See *Hirudo medicinalis*, Ray.—**Diancypolycephalus**, Stiebel, Bremser, Rudolphi, Diesing. Determined by Blumenbach to be a raisin-stalk which had been evacuated *per anum*.—**Dibothrium cordatum**, Diesing. See *Bothriocephalus cordatus*, Leuckart.—**Dibothrium latum**, Diesing (1805). See *Bothriocephalus latum*, Bremser.—**Dicercas rude**, Rudolphi, Lamarck. Syn., *Cysticercus bicornis*, Zeder, *Ditrachycercas rudis*, Sultz, Bremser, Diesing, Eschricht, Lerreboulet. A carpel of the mulberry (*Morus nigra*), which had been macerated and deprived of its color by digestion.—**Dicrocoelium buskii**, Weinland (1858). See *Distoma crassum*, Buck, Cobbold, Leuckart.—**Dicrocoelium heterophyes**, Weinland (1858). See *Distoma heterophyes*, von Siebold (1852).—**Dicrocoelium oculi humani**, Weinland (1858). See *Distoma lanceolatum*, Mehlis.—**Dimorphus muris**, Grassi (1879). See *Megastoma intestinale*, R. Blanchard (1885).—**Diectophyme**, Collet-Meygret. See *Eustrongylus gigas*, Diesing.—**Diplacanthus nanus**, Weinland (1858). See *Tenia nana*, von Siebold (1853).—**Diplodinium bursa**, Fiorentini. A peritrichous infusorian found in the stomach of ruminants, associated with the following species: *Diplodinium cattanei*, Fiorentini; *Diplodinium caudatum*, Fior.; *Diplodinium dentatum*, Stein; *Diplodinium ecaudatum*, Fior. (considered by Fiorentini to be only a rarer form of *D. caudatum*); *Diplodinium maggi*, Fior.;**



*Diploclinium mammosum*, Railliet; *Diploclinium rostratum*, Fior.; *Diploclinium uncinatum*, Fior. (found in the large intestine of horses); *Diploclinium vortex*, Fior.—*Dipylidium cucumerina*, Leuckart (1863). See *Tenia canina*, Linné (1767).—*Dipylidium latissima*, Riehm.—*Dipylidium leuckarti*, Riehm.—*Dipylidium pectinatum*, Riehm. See *Tenia pectinata*, Goetze.—*Diskostoma acephalocystis*, Goodsir (1844). See *Echinococcus polymorphus*, Diesing (1851).—*Dispharagus nasutus*, Rudolphi. Syn., *Filaria nasuta*, Rudolphi; *Spiroptera nasuta*, Rudolphi. A filaria-like worm found in the wall of the gizzard of the fowl and sparrow, at times so closely packed together as to form a kind of tissue and giving rise to an epizooty.—*Dispharagus spiralis*, Molin. This was found in the esophagus of the fowl and also in the intestine by Fedschenko in Turkestan.—*Distoma armatum*, Molin, is found in the intestine, cecum, and rectum of the domestic fowl in Italy.—*Distoma buskii*, Wedl, Lankester (1857). See *Distoma crassum*, Busk.—*Distoma campanulatum*, Ercolani. See *Distoma truncatum*, Rudolphi.—*Distoma capense*, J. Harley. See *Gynaecophorus haematobius*, Diesing; *Distoma cavie*, Sonsino. This was found by Del Chiappa in the biliary ducts of the guinea-pig. It resembles *Fasciola hepatica*, of which Neumann suggests that it may be but a young form.—*Distoma columbæ*, Mazzianti. See *Mesogonimus commutatus*, Sonsino.—*Distoma commutatum*, Diesing. See *Mesogonimus commutatus*, Sonsino.—*Distoma conjunctum*, Cobbold (1859). Moniez regards it as not unlikely that this is identical with *Distoma sinense*, Cobbold, rather than with *Distoma truncatum*, Rudolphi. See *Distoma truncatum*, Rudolphi.—*Distoma conus*, Creplin. See *Distoma truncatum*, Rudolphi.—*Distoma crassum*, Busk (1859), nec von Siebold (1836), Cobbold, Leuckart. Syn., *Distoma buskii*, Wedl, Lankester (1857); *Dicrocoelium buskii*, Weinland (1858). This was found in the human intestine. "No other instance has occurred since the original fourteen specimens were discovered by Mr. Busk in the duodenum of a Lascar" (Cobbold).—*Distoma cuneatum*, Rudolphi. This was found by Gurlt in the oviduct of the peacock. Rudolphi considers it very similar to *Distoma ovatum*, Rudolphi.—*Distoma dilatatum*, Miram. Found in the rectum and cecum of the domestic fowl; rare.—*Distoma echinatum*, Zeder. Dujardin and von Linstow consider *Distoma oxycephalum*, Rudolphi, as a variety of this species. It is found in the intestine of the domestic duck and goose, rarely in the fowl. Generali found it in the duodenum of a dog and Nathusius in the black stork. According to the researches of Pagenstecher and Ercolani, the larvæ (*Cercaria echinatoides*) are the most common distome larvæ found in the aquatic molluscs, *Limnaea*, *Planorbis*, and *Paludina*.—*Distoma elegans*, Rudolphi, is found in the intestine of the domestic sparrow.—*Distoma elephantis*, Jackson. See *Fasciola jacksoni*, Cobbold.—*Distoma endemicum*, Iijima. See *Distoma sinense*, Cobbold.—*Distoma felineum*, Rivolta. See *Distoma truncatum*, Rivolta.—*Distoma filum*, Dujardin. This is found in the intestine of the domestic sparrow.—*Distoma haematobium*, Bilharz. See *Gynaecophorus haematobius*, Bilharz.—*Distoma hepaticum*, Retzius (1786), Abildgaard, Zeder, Mehlis. See *Fasciola hepatica*, Linné (1767). Cf. *Distoma lanceolatum*, Mehlis. Cf. *Fasciola jacksoni*, Cobbold.—*Distoma hepatis endemicum seu perniciosum*; *Distoma hepatis innocuum*, Baelz (1883). See *Distoma sinense*, Cobbold.—*Distoma heterophyes*, von Siebold (1852), Küchenmeister,

Bilharz. Syn., *Fasciola heterophyes*, Moquin-Tandon (1860); *Dicrocoelium heterophyes*, Weinland (1858).—*Distoma japonicum*, K. Blanchard (1886). See *Distoma sinense*, Cobbold.—*Distoma lanceolatum*, Mehlis (1825), Bucholz, Dujardin. Syn., *Distoma hepaticum*, Zeder (1800), Rudolphi (1810), Bremser; *Distoma ophthalmobium*, Diesing (1850), Küchenmeister; *Distoma lentis*, von Ammon; *Distoma oculi humani*, von Ammon (1833), Gescheidt; *Dicrocoelium lanceolatum*, Dujardin (1845), Weinland; *Dicrocoelium oculi humani*, Weinland; *Fasciola hepatica*, Block (1782), Jördens (1802), Bosc; *Fasciola lanceolata*, Rudolphi (1803), Moquin-Tandon; *Fasciola ocularis*, Moquin-Tandon (1862); *Festucaria lentis*, Moquin-Tandon (1860); *Monostoma lentis*, Nordmann (1832), Gescheidt, Diesing; *Planaria latiuscula*, Goetze (1782). This is found in the gall-bladder, bile-ducts, and intestine of sheep, cattle, llama, rabbit, hare, pig, ass, horse, dog, cat, and man. In the last the recorded cases are few and include in all probability the trematodes of the eye described by Gescheidt, von Ammon, and others. The larva, *Cercaria longicaudata*, is found in *Helix carthusiana*, Müller, and *Planorbis marginatus*, Draparnaud. Leuckart believed *Cercaria cystophora* was the larval form of *Distoma lanceolatum*.—*Distoma lentis*, von Ammon. See *Distoma lanceolatum*, Mehlis.—*Distoma lineare*, Rudolphi. See *Syngamus tracheatis*, von Siebold.—*Distoma lineare*, Zeder. This is found in the large intestine of the domestic fowl; rare.—*Distoma magnum*, Bassi (1875). Syn., *Fasciola carnosus*, Hassall (July, 1891); *Distoma americana*, Hassall (Sept., 1891); *Distoma texicanum* (Oct., 1891). This parasite occurs in *Antelope picta*, *Bos taurus*, *Cervus aristoteles*, *Cervus canadensis*, *Cervus dama*, *Cervus elephas*, *Cariacus* (*Cervus*) *virginianus*. It is abundant in Western cattle.—*Distoma musculi*, Rudolphi. This is found in the intestine of the house-mouse (*Mus musculus*, Linné).—*Distoma oculi humani*, von Ammon (1833), Gescheidt. See *Distoma lanceolatum*, Mehlis.—*Distoma ophthalmobium*, Diesing (1850). See *Distoma lanceolatum*, Mehlis.—*Distoma ovatum*, Rudolphi. Possibly *D. cuneatum* is identical with this species. This is found in the oviducts and eggs of the domestic fowl, in the intestines of the domestic goose, and in the bursa of *Fabricius* of numerous young birds, including the fowl.—*Distoma oxycephalum*, Rudolphi. See *Distoma echinatum*, Zeder.—*Distoma pellucidum*, von Linstow. See *Mesogonimus pellucidus*, Neumann.—*Distoma pulmonale*, Baelz (1883). See *Distoma ringieri*, Cobbold (1880).—*Distoma rathouisi*, Poirier. This was found in the liver of a Chinaman at the mission of Zi-kawei, named after Père Rathouis, and at first sight resembles in size and general form *Fasciola hepatica*, Linné.—*Distoma ringieri*, Cobbold and Manson (1880). Syn., *Distoma pulmonale*, Baelz (1883). This is found in the human lungs in the mountainous regions of Formosa, Corea, and Japan, producing a parasitic hemoptysis, the treatment of which has thus far been unsuccessful.—*Distoma sinense*, Cobbold (1875). Syn., *Distoma spathulatum*, Leuckart (1876); *Distoma hepatis endemicum seu perniciosum*, Baelz (1883); *Distoma hepatis innocuum*, Baelz (1883); *Distoma japonicum*, Blanchard (1886); *Distoma endemicum*, Iijima. It is held by Moniez as not unlikely that the *Distoma conjunctum* of Cobbold belongs here. It is found in the liver, biliary ducts, and intestine of man and the cat in Japan, especially in the region of Okayama.—*Distoma spathulatum*, Leuckart (1876). See *Distoma sinense*, Cobbold (1875).—*Distoma spiculator*,

Dujardin. This is found in the small intestine of the brown rat (*Mus decumanus*, Pallas).—*Distoma*, sp., Düncker. This larva was found by Leunis encapsulated in the muscles of the domestic hog, in the fleshy part of the diaphragm, and in the laryngeal muscles. *Distoma texicanum*, Francis (Oct., 1891). See *Distoma magnum*, Bassi (1875).—*Distoma truncatum*, Rudolphi, Ercolani. Syn., *Distoma conus*, Creplin; *Distoma conjunctum*, Cobbold (1859); *Distoma felineum*, Rivolta; *Distoma campanulatum*, Ercolani. According to Neumann, this *Distoma* was first found in the Greenland seal (Otto and Rudolphi), then in the cat (Creplin, Rivolta, Zwaardemaker, Generali), dog (Ercolani, Rivolta, Zwaardemaker, De Jong, Sonsino), American red fox (Cobbold), Indian Pariah dogs (Lewis). It is frequent in Holland and in India. It lodges itself in the bile-ducts and gall-bladder, and gives rise to a cirrhosis, which has been studied by Zwaardemaker and Neumann.—*Ditrachyceras rudis*, Sultz. See *Diceras rude*, Rudolphi.—*Dochmius anchylostoma*, Molin (1860). See *Dochmius duodenalis*, Leuckart.—*Dochmius balsami*, Pavona. See *Uncinaria trigonocephala*, Rudolphi.—*Dochmius duodenalis*, Leuck-



Cephalic extremity of DOCHMIUS DUODENALIS, Leuckart; profile and front view. (After Leuckart.)

art (1876). Syn., *Anchylostoma duodenale*, Dubini (1843); *Dochmius anchylostoma*, Molin (1860); *Anchylostomum duodenale*, Creplin (1845); Pruner (1847); Dubini (1850); Diesing (1851); *Sclerostoma duodenalis*, Cobbold; *Strongylus duodenalis*, Schneider (1866); *Strongylus quadridentatus*, von Siebold (1851); *Uncinaria duodenalis*, Railliet (1885). This nematode occurs in immense numbers in the duodenum of man in many tropical and sub-tropical countries, causing a peculiar anemia known to the Ancient Egyptians as the "āā disease" and in modern times as *dochmiasis*, *anchylostomiasis*, *Egyptian chlorosis*, *chlorosis egyptiaca*, *tropical chlorosis*, *hypœmia inter-tropicalis*, *brick-makers' anemia*, *tunnel anemia*, *miners' cachexia*, *anœmia vel cachexia montana*, *jail debility*. Oswald Baker reports having found the ova in the evacuations of the dog, and Lutz records the parasite in the gibbon. Giles and Sinclair find the disease known as *Beri-beri* and the *Kala-gar* of Assam and Ceylon to be identical with *dochmiasis*. No intermediate host is necessary, but the eggs are not able to develop in the intestine if swallowed immediately after they have been laid. They must first develop into rhabditiform larvæ in muddy water or upon damp earth, which, after moulting two or three times, reach a stage in which they can develop no more outside the human intestine. The ethereal extract of male fern is a favorite remedy, but Sonsino, Macdonald, and others regard thymol as almost a specific. Perfect cleanliness must, of course, be insisted upon, as this parasite has no intermediate host, it being conveyed directly through dirt or food contaminated with infected feces.—*Dochmius sāngeri*, Cobbold (1882). This is found in the intestine of the Indian elephant. To the naked eye this small

worm looks like an ordinary thread-worm, but a hand lens is sufficient to demonstrate its stronglyloid character.—*Dochmius stenocephalus*, Railliet. See *Uncinaria stenocephala*, Railliet.—*Dochmius trigonocephala*, Dujardin. See *Uncinaria trigonocephala*, Rudolphi.—*Dochmius tubæformis*, Molin. See *Uncinaria trigonocephala*, Rudolphi.—*Docophorus adustus*, Nitzsch. See *Docophorus icteroides*, Nitzsch.—*Docophorus icteroides*, Nitzsch. A louse frequent on ducks, relatively rare on geese, on which according to Piaget, it constitutes a mere variety called by Nitzsch *Docophorus adustus*.—*Dog-flea*. See *Pulex serraticeps*, Gervois.—*Dog-lice*. See *Hæmatopinus piliferus*, Burmeister, and *Trichodectes latus*, Nitzsch.—*Dog-tick*. See *Ixodes ricinus*, Linné, and *Dermacentor americanus*, Linné.—*Domestic Fly*. See *Musca domestica*, Linné.—*Douve du foie*. See *Fasciola hepatica*, Linné.—*Dovecote Bug*. See *Acanthia columbaria*, Jenyns.—*Draconcilla* Sp.—*Dracunculus*, Lister (1690). See *Dracunculus medinensis*, Cobbold (1864).—*Dracunculus loa*, Cobbold (1864). Syn., *Dracunculus oculi*, Diesing (1860); *Loa*, Guyot, Bajon, Mongin, Guyon, etc.; *Filaria medinensis*, Gmelin; *Filaria hominis ovis*, Leidy; *Filaria lacrymalis*, Dubini (1850, *nee* Gurlt, 1831); *Filaria oculi*, Gervais, Van Beneden, Moquin-Tandon; *Filaria loa*, Guyot (1778). A parasite found beneath the conjunctiva of negroes of the Gaboon and Congo region also reported from S. America, Martinique, San Domingo, etc. The natives state that after a period of several years the worm voluntarily quits the eye.—*Dracunculus longissimus*, Cæsalpinus (1585). See *Eustrongylus gigas*, Diesing (1851). *Dracunculus medinensis*, Cobbold (1864). Syn., *D. persarum*, Kämpfer (1694); Diesing; *Filaria medinensis*, Gmelin, (1789), Olfers, Rudolphi; *Filaria dracunculus*, Bremser (1819), McClelland, Pruner; *Filaria romanorum orientalis*, Sarcani; *Furia medinensis*, Modeer (1795); *Gordius medinensis*, Linné (1767), Grunbler; *Vena medinensis*, Velsch (1674), *Dracunculus*, Lister (1690); *Vermis medinensis*, Grunbler (1740); *Medina-worm*, *Guinea-worm*, *Filaire de médine*, *Filaire de Guinée*, *Ver de Guinée dragoneau*, *Ver cutanee des marchais*, *Veine de medine*, Fr.; *Fadenwurm*, *Hau-wurm*, *Beinwurm*, *Pharaonswurm*, *Guineawurm*, *Medinawurm*, *Medinerischer oder guineischer Fadenwurm*, Ger.; *Draconello*, Sp.; *Rishia*, Rus.; *Pe-junk*, Narn, Pers.; *Narambo*, *Narapoo chalandy*, Hind.; *Hanschoschim Haschrofm*, Heb.; *Δρακόντιον μικρον*, *Agatharchidas* (Plutarch, *Symposiaca* viii), a parasite known to the ancients, being the "fiery serpents" which afflicted the children of Israel during their stay in the neighborhood of the Red Sea, which is still the center of the geographic distribution of the worm. It is exclusively confined to hot countries, Arabia Petraea, the border of the Persian Gulf and Caspian Sea, the banks of the Ganges, Upper Egypt, Abyssinia, Guinea, and the Upper Senegal. It also occurs in the West Indies, Guiana, and Brazil. Although chiefly known as a parasite of man, it has been found in the dog, horse, and ox, the disease produced by it being known as *dracontiasis*. The worm is supposed to have small crustaceans (*Cope-poda*) as its intermediate hosts, and to be taken in drinking-water. Carter suggests the house-fly as its intermediate host. It occurs in the subcutaneous connective tissues, especially of the legs and feet. It is usually removed by gentle and continued traction, but the natives of India hold the plant *Amarpattee*, or *Rādpānā*, as a specific in the shape of applications of the bruised leaves.—*Dracunculus oculi*, Diesing (1860). See *Dracunculus loa*, Cobbold (1864).—



*Dracunculus persarum*, Kæmpfer (1694). See *Dracunculus medinensis*, Cobbold (1864).—*Dracunculus spathulium*, Leuckart. See *Distomum sinense*, Cobbold (1875).—*Dragon d'alger*, Dragon-leech. See *Hirudo troctina*, Johnson.—*Duck-louse*. See *Li-peurus squalidus*, Leach.—*Dünndarmbremse*. See *Gastrophilus nasalis*, Linné.—*Dyticus marginalis*, Linné. A beetle the larva of which is reported as a human pseudo-parasite by Hope.—*Earwig*. See *Forficula auricularia*, Linné.—*Echinococcifer echinococcus*, Weinland (1861). See *Tenia echinococcus*, von Siebold, (1853).—*Echinococcus altricariens*, Küchenmeister; *Echinococcus alveolaris*, Bernsteiner; *Echinococcus aristis*, Blanchard; *Echinococcus cerebialis*, Perroncito; *Echinococcus endogenus*, Kuhl; *Echinococcus exogenus*, Kuhl; *Echinococcus gallopavonis*, von Siebold; *Echinococcus giraffæ*, Gervais (1847); *Echinococcus granulatus*, Rudolphi (1810), Leuckart; *Echinococcus hominis*, Rudolphi (1810), Bremser, Chiaje; *Echinococcus hydatidosus*, Leuckart; *Echinococcus infusorum*, Fr.; S. Leuckart (1827); *Echinococcus multilocularis*, Leuckart. See *Echinococcus polymorphus*, Diesing.—*Echinococcus polymorphus*, Diesing (1851), Leidy. Syn., *Acephalocystis endogena*, Hunter, Owen; *Acephalocystis exogena*, Kuhl; *Acephalocystis granulosa*, Lænnec (1804), Cloquet; *Acephalocystis macaci*, Cobbold; *Acephalocystis ovis tragelaphi*, Cobbold; *Acephalocystis ovoidea*, Lænnec (1804), Cloquet, Deslongchamps, Chiaje; *Acephalocystis curculigera*, Lænnec (1804), *Diskostoma acephalocystis*, Goodsir (1844), *Echinococcus alveolaris*, Bernsteiner; *Echinococcus altricariens*, Küchenmeister; *Echinococcus arietis*, Blanchard; *Echinococcus cerebialis*, Perroncito; *Echinococcus endogenus*, Kuhl; *Echinococcus exogenus*, Kuhl; *Echinococcus gallopavonis*, von Siebold; *Echinococcus giraffæ*, Gervais; *Echinococcus granulatus*, Rudolphi; *Echinococcus hydatidosus*, Leuckart; *Echinococcus hominis*, Rudolphi, Leidy, Bremser, Chiaje; *Echinococcus infusorum*, Fr., S. Leuckart (1827); *Echinococcus multilocularis*, Leuckart; *Echinococcus scolepariens*, Küchenmeister; *Echinococcus simia*, Rudolphi (1810); *Echinococcus simplex*, Leuckart; *Echinococcus veterinorum*, Rudolphi (1810), Bremser, Gurlt, Blanchard; *Hydatigena granulosa*, Batsch (1786); *Hydatid*, Lüdersen, Rudolphi, Olfers, Bremser; *Hydatid erraticus*, Blumenbach (1810); *Polycephalus hominis*, Goeze (1782), Jördens (1802); *Polycephalus humanus*, Zeder (1803); *Polycephalus granulatus*, Zeder (1803), Cloquet; *Polycephalus echinococcus*, Zeder (1803), Tschudi; *Tenia visceralis socialis granulosa*, Goeze (1782); *Tenia granulosa*, Gmelin (1790); *Vesicaria granulosa*, Schrank (1788). The "hydatids," "acephalocysts," "echinococcus-vesicles," "pill-box vesicles," etc., of medical writers. This parasite is the fin of a small tapeworm (*Tenia echinococcus*, von Siebold, 1853) which infests only the dog and the wolf, occurring in a great variety of animals; it was long regarded as an independent and distinct animal, varying specifically in different hosts and organs. Echinococci have been found in man, monkeys, the dog, cat, ichneumon, rabbit, squirrel, pig, wild boar, ox, argali, sheep, goat, deer, giraffe, camel, dromedary, elan, antelope, horse, zebra, elephant, tapir, kangaroo, and turkey. They are most frequently found in ruminants, the pig and the dog, and are endemic in Iceland and abundant in regions where large numbers of cattle are raised. They are found in all parts of their host, but the liver is the favorite location.—*Echinococcus veterinorum*, Rudolphi (1810). See *Echinococcus polymorphus*, Diesing (1851).—*Echinorhynchus an-*

*gustatus*, Rudolphi. A parasite of fresh water fishes.—*Echinorhynchus capræ*, Braun (1810). See *Lingualula rhinaria*, Railliet, 1886.—*Echinorhynchus cuniculi*, Bellingham. This is found in the small intestine of the domestic rabbit.—*Echinorhynchus filicollis*, Rudolphi. This is found in the intestine of the domestic duck.—*Echinorhynchus gigas*, Goeze (1782). Syn., *Echinorhynchus hominis*, Lambl (1859); the *Giant Echinorhynchus*. This parasite is found in the small intestine of the hog, the wild boar, the collared peccary and the striped hyena. It is common in India, North Africa, France, Germany, and Austria, and occurs in the United States and Mexico. Only one case, regarded by Leuckart as accidental, is recorded of its occurrence in man. Kaiser finds that the common rose-chaffer (*Cetoma aurata*, Linné) swallows the larva of this worm from the excrement of the pig, and is probably the intermediate host of the worm. Schneider regards the *white worm*, the larva of the ordinary May-bug (*Melolontha vulgaris*, Fabricius) as the intermediate host, and Lespès caused the ova of this parasite to be hatched in the intestine of several species of snails (*Helix promatia*, Linné; *Helix hortensis*, Müller; *Limax maximus*, Linné; *Arion rufus*, Linné).—*Echinorhynchus hominis*, Lambl (1859). See *Echinorhynchus gigas*, Goeze (1782).—*Echinorhynchus miliaris*, Zenker. See *Echinorhynchus polymorphus*, Bremser.—*Echinorhynchus moniliformis*, Bremser. This parasite, known to occur rarely in the field-mouse (*Arvicola arvalis*, Selys-Longchamps) and the hamster (*Cricetus frumentarius*, Pallas), has been proved by Grassi and Calendruccio to occur in the brown or Norway rat (*Mus decumanus*, Pallas) and in man, the second investigator having himself voided over fifty specimens from his intestine after taking extract of male fern. The common churchyard-beetle (*Blaps mortisaga*, Linné) is the intermediate host of this parasite.—*Echinorhynchus muris*, Zeder. This is found in the stomach of the house-mouse (*Mus musculus*, Linné).—*Echinorhynchus polymorphus*, Bremser. This is found in the intestine of the tame swan (*Cygnus odor*, Linné) and the domestic goose (*Anser domesticus*, Linné). Graeff has recognized the larval form of this parasite in the fresh-water shrimp (*Gammarus pullex*, (L.) De Geer), in which it has been named *Echinorhynchus miliaris*, Zenker. Von Siebold found it frequently encysted in the intestinal walls of the crayfish (*Astacus fluviatilis*, Rondelet).—*Echinorhynchus sphæzocephalus*, Bremser. This is found in the intestine of the domestic duck (*Anas domestica*, Linné).—*Echinorhynchus*, sp., Lewis. This is found in the walls of the stomach of the dog.—*Egyptian Ixode*. See *Ixodes aegyptius*, Linné, and *Ixodes savignyi*, P., Gervais.—*Eimeria falciformis*, Eimer. A psorosperm found by Rivolta, d'Arloing, Tripier, and Silvestrini in the liver of the



A male ECHINORHYNCHUS ANGUSTATUS, Rudolphi. (The internal organs consist of the sheath of the proboscis, with retractor muscles, lemniscus, and sexual organs. An intestine is wanting.) (After Leuckart.)

rabbit, but previously only found in the intestinal epithelium of the mouse. Artificial psorospermiosis was produced by feeding birds with masses of affected flesh.—*Eimeria* Sp., Blanchard. R. Blanchard refers to this genus as the parasite mentioned by Rivolta in chickens, and which the latter regarded as *Sarcosporidia*. Probably the parasites of Kühn belong here also.—*Elophilus pendulus*. See *Helophilus pendulus*, Mégnin.—*Emasculating* Bot. See *Sitomys californicus*.—*Enchytræus albidus*, Henle. Under the name *Dactylius aculeatus*, Curling described this setigerous annelid as having been observed in the urine of a girl five years old, undoubtedly introduced designedly, as this worm is not parasitic, but common in garden-earth.—*Entodinium bursa*, Stein. A peritrichous infusorian found in the rumen of the ox and sheep, as are also the three following species: *Entodinium caudatum*, Stein; *Entodinium minimum*, Schuberg; *Entodinium rostratum*, Fiorentini.—*Entozoön folliculorum*, Wilson (1845). See *Demodex folliculorum*, Owen (1843).—*Epaulettet* Ixode. See *Ixodes scapularis*, Mégnin.—*Epidermoptes bifurcatus*, Rivolta (1865). Produces a cutaneous acariasis of fowls.—*Epidermoptes bilobatus* (Rivolta), Railliet and Lucet (1891). Syn., *Symbiotes avium*, Caparini (1880). Produces a multiple cutaneous acariasis in fowls.—*Epidermoptes cysticola*, Rivolta. See *Symplectoptes cysticola*, Railliet.—*Eristalis tenax*, Linné. Syn. *Ver a queue de rat*, *Rattenschwanzlarve*, Rat-tailed larvæ. The larvæ are reported by Jewell from the human intestine. Under the name *Cercosoma*, Canali and Brera, Bremser, Rudolphi, Siebold, and Diesing described a larva of this fly, or *Helophilus pendulus*, which had accidentally got into the urine.—*Eucolus ærophilus*, Creplin. See *Trichosoma ærophilum*, Creplin.—*Eustrongylus gigas*, Diesing (1851). Syn., *Serpents des rognons des loups*, Jean de Clamorgan (1570); *Dracunculus longissimus cæspalius*, (1585); *Ascaris canis et martis*, Schrank, (1788); *Ascaris visceralis*, Gmelin (1789); *Ascaris renalis*, Gmelin (1789); *Fusaria visceralis*, Zeder (1800); *Fusaria renalis*, Zeder (1800); *Lumbricus in renibus*, Blasius; *Lumbricus martis et canis renalis*, Redi; *Lumbricus sanguineus in rene canis*, Hartman; *Les vers sortis des reins et de l'urèthre*, Moublet; *Lumbricus gulonis sibirici*, Pallas; *Diectophyme*, Collet-Meygret (1802); *Strongylus gigas*, Rudolphi (1802); *Strongylus renalis*, Moquin-Tandon (1860). This is the largest of the parasitic *Nematodes*. Its habitat is the kidney, although reported from the liver (Lissizin) and heart (Jones) of the dog. It is met with in man, the horse, ox, dog, wolf, mink, marten, weasel, otter, seal, glutton, raccoon, coati, etc. It is fortunately rare in man; the symptoms arising from its presence resemble those of renal abscess or calculus. The finding of the eggs in the urine is the most important diagnostic consideration. The intermediate host is unknown, though the *Filaria cystica* or *Filaria piscium*, Rudolphi, found by Schneider encysted in fishes, is held by some to be the larva of this worm. Oil of turpentine may cause migration of the worm, but extirpation is indicated.—*Eustrongylus visceralis*. See *Eustrongylus gigas*, Diesing.—*Eutarsus cancriformis*. An arachnid found by Hessling and held by Cobbold to be a genuine human parasite.—*Eutodinium bursaria*, Stein.—*Eutodinium caudatum*, Stein.—*Eutodinium dentatum*, Stein (1858). Three species of peritrichous infusoria resembling *Ophryoscolex*, and described at the same time as endoparasitic in the first and second stomachs of ruminants.—*Fadenwurm*, Ger. See *Dracunculus medinensis*, Lister.—*Fadenwurm des Augapfels*.

See *Filaria conjunctiva*, Addario. **Falciger rostratus**, Bucholz. This is found on pigeons and several other birds, chiefly in the subcutaneous connective tissue around the large veins of the neck and on the surface of the pericardium. The hypopial nymph of this parasite was described by Mégnin as *Hypodectes columbae*. According to Robertson, wild and tame pigeons are rarely free from these *Acarina*.—*Fasciola americana*, Hassall.—*Fasciola carnosus*, Hassall. See *Distoma magnum*, Bassi.—*Fasciola hepatica*, Linné (1767), Pallas, Fabricius, Cobbold.

Syn., *Fasciola humana*, Gmelin (1789), *Fasciola lanceolata*, Rudolphi (1803), *Distoma hepaticum*, Retzius (1786), Abildgaard, Zeder, Mehlis; *Planaria latiuscula*, Goeze; *Douve du foie*, *Liverfluke*. "The scientific nomenclature of this parasite involves a question of some importance. Amongst naturalists generally, the common liver-fluke is continually described under the combined generic and specific title of *Distoma hepaticum*, but



FASCIOLA HEPATICA, Linné. (After Leuckart.)

working parasitologists, who are at the same time acquainted with the writings of the earlier scientific observers, know very well that this title is both incorrect and inappropriate. The proper generic appellation of this parasite is *Fasciola*, as first proposed by the illustrious Linnæus (1767) and subsequently adopted by F. Müller (1787), Brera (1811), Ramdohr (1814), and others. Unfortunately, however, Retzius (1786) and Zeder (1800) changed the generic title without good cause, and the majority of writers, following their authority, obstinately refused to employ the original name, although fair dealing with the posthumous reputation of its distinguished author, and a consideration of the distinctive types of structure displayed by the two genera (*Distoma* and *Fasciola*), alike demand the retention of the Linnæan title. In later times, M. Emile Blanchard (1847), of Paris, has strongly advocated the final adoption of the original nomenclature, and has also from time to time (in 1854-56-58-60 and 1862) demonstrated the propriety of rejecting the commonly received synonym. Another distinguished



Free embryo of *FASCIOLA HEPATICA*, Linné. (After Leuckart.)

French naturalist, namely, Prof. Moquin-Tandon, has also employed the term *Fasciola*, but by placing in the genus several species not properly belonging to it, such as *Distoma lanceolatum* and *Distoma heterophyes*, he has unwittingly rendered "confusion worse confounded (Cobbold)." This is preëminently a parasite of ruminants (ox, sheep, goat, camel), but it is also found in the hog, in the horse and ass (Daubenton), in the hare and rabbit (Cobbold) the squirrel (Tozzetti), kangaroo (Bremser, Diesing), antelopes and deer (Ploskal), beaver (Czernak), and man (Partridge, Giesker, Harris, etc.). It is usually found in the liver, gall-bladder, but sometimes wanders about, reaching the lungs and afterwards the muscles and connective tissue. The egg of the fluke, passing from the biliary duct through the intestine to the ground, gives rise to a ciliated embryo, which attaches itself to and penetrates the water-snail (*Limnæa minuta*, Draparnaud,

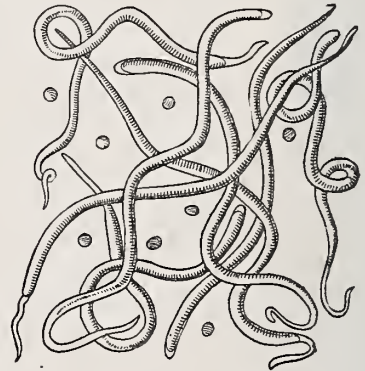


or *L. truncatula*, Müller, and *Limnæa pereger*, Draparnaud), in which it lodges in the respiratory cavity, and after encystment gives rise to redææ and cercariæ; the latter become free and finally infect mammals. Neumann suggests *Limnæa humilis*, Say, as the intermediate host in North America, and *Limnæa viator*, d'Orbigny, in the Argentine Republic. Prophylaxis consists chiefly in keeping the sheep or cattle in dry pastures. According to Trasbot, the young buds of the maritime pine mixed with bran produce curative effects. Mojkowski obtained encouraging results with naphthalin. The regimen must be strengthening. The liver-fluke is found throughout Europe, except in Iceland. It is rare in Asia and North Africa, but is common in North and South America and Australia and Tasmania. Fascioliasis occurs most frequently in young animals and is increased by wet weather; the epizootics always follow abundant and prolonged rains.—*Fasciola heterophyes*, Moquin-Tandon (1860). See *Distoma heterophyes*, Siebold.—*Fasciola humana*, Gmelin (1789). See *Fasciola hepatica*, Linné (1767).—*Fasciola jacksoni*, Cobbold (1869). Syn., *Distoma hepatica*, Jackson (1847), *Distomum elephantis*, Diesing (1858). This is found in the biliary ducts and duodenum of the Indian elephant and is the most important of the whole group of parasites infecting elephants.—*Fasciola lanceolata*, Rudolphi (1803). Moquin-Tandon.—*Fasciola ocularis*, Moquin-Tandon (1862). See *Distoma lanceolatum*, Mehlis (1825); also *Fasciola hepatica*, Linné (1767).—*Fasciola trachea*, Montague. See *Syngamus trachealis*, von Siebold.—*Federilmilbe der Tauben*, Zürn. See *Megninia aestivalis*, Mégnin.—*Festucaria lentis*, Moquin-Tandon (1860). See *Distoma lanceolatum*, Mehlis.—*Filaire bronchiale*, Fr. See *Strongylus bronchialis*, Cobbold.—*Filaire de Guinée*, Filaire de Médine. See *Dracunculus medinensis*, Cobbold (1864).—*Filaire de l'œil*, Fr. See *Filaria conjunctivæ*, Addario.—*Filaire sous-conjonctivale*. See *Filaria conjunctivæ*, Addario.—*Filaria ægyptiaca*, Sonsoin. See *Filaria sanguinis hominis*, Lewis.—*Filaria anatis*, Rudolphi. Found in the heart of the domestic duck by Paulinus.—*Filaria des Auges*. See *Dracunculus loa*, Cobbold, *Filaria lacrymalis*, Gurlt, and *Filaria lentis*, Diesing.—*Filaria bancrofti*, Cobbold (1877). See *Filaria sanguinis hominis*, Lewis.—*Filaria bronchialis*, Rudolphi. See *Strongylus bronchialis*, Cobbold.—*Filaria bubali*, Rudolphi. See *Filaria cervina*, Dujardin.—*Filaria canis cordis*, Leidy. See *Filaria immitis*, Leidy.—*Filaria capræ*, von Linstow. This is found in the muscles of the domestic goat.—*Filaria cervi-elaphi*, Rudolphi. See *Filaria cervina*, Dujardin.—*Filaria cervina*, Dujardin (1845). Syn., *Filaria cervielaphi*, Rudolphi; *F. papillosa*, Rudolphi (ex parte); *F. labiato-papillosa*, Alessandrini; *F. terebra*, Diesing (1851); *F. bubali*, Rudolphi (?); *F. tentaculata*, Mehlis (?) (1840). This is found in the abdomen, eye, and intestinal wall of domestic cattle and deer. Under the name of *Thelozia*, Bosc describes it from beneath the eyelids of an ox, but considers it to be an insect larva.—*Filaria cinnammati*, Perroncito. See *Onchocerca reticulata*, Diesing.—*Filaria clava*, Wedl. This is found in the peritoneal connective tissue and intestines of the domestic pigeon. *Filaria conjunctivæ*, Addario (1885). Syn., *Filaria palpebralis*, Pace (1867); *Filaria inermis*, Grassi; *Filaire sous-conjonctivale*, Filaire de l'œil, *Fadenwurm des Augapfels*. Found beneath the conjunctiva of the eye in man and the domestic ass and horse.—*Filaria cygni*, Rudolphi. Found by Redi in the intestine and abdomen of the tame swan.—*Filaria cystica*, Dobson. See *Filaria*

*sanguinis hominis*, Lewis.—*Filaria cystica*, Rudolphi. This was found by Schneider encysted in fishes and identified by him as the larva of *Eustrongylus gigas*, Diesing, though without sufficient reason, according to Leuckart.—*Filaria dermatemica*, O'Niel (1875); da Silva Arango (1875). This was found as the cause of an endemic dermatosis of the negroes of the west coast of Africa. Leuckart reports an analogous disease among foxes, and Semmer in horses.—*Filaria dracunculus*, Bremser (1819). See *Dracunculus medinensis*, Cobbold (1864).—*Filaria equina*, Abildgaard, Emil Blanchard. Syn., *Gordius equinus*, Abildgaard; *Filaria equi*, Gmelin; *Filaria papillosa*, Rudolphi (ex parte Alessandrini); *F. pellicida*, Kennedy; *Ascaris pellicida*, Brown; *Thelozia rhodesii*, Desmarest (1828). This is found in the thoracic cavity, peritoneum, muscles, meninges, and eyes of the domestic horse and ass and mule, and is frequent in Upper India and Bengal, where it is known as *sanp*, or serpent in the eye. Usually but one eye is affected, the worms swimming about freely in the aqueous humor.—*Filaria evansi*, Lewis. This was found in the dromedary by Griffith Evans, the larvæ in the general circulation (resembling *F. sanguinis hominis*, Lewis), and the adults in the lungs and mesentery. *Filaria hæmatica*, Gruby and Delafond. See *Filaria immitis*, Leidy.—*Filaria hæmorrhagica*, Railliet. Syn., *F. multipapillosa*, Condaminé and Drouilly. This was found as the cause of cutaneous hemorrhage (*hæmathydrosis*) in horses, especially those of Eastern origin, the steppe breed, and white horses of Tartary.—*Filaria hepatica*, Cobbold. This was found by Mather encysted in the intestinal mucous membrane and biliary ducts of a dog. Railliet considers it a larval form.—*Filaria hominis*, Diesing (1851).—*Filaria hominis bronchialis*, Rudolphi (1819). See *Filaria lymphatica*, Moquin-Tandon (1860).—*Filaria hominis oris*, Leidy (1850). Leidy suggested the identity of this worm with *Dracunculus medinensis*, Cobbold, in which Leuckart agreed. Blanchard and others oppose this view. It may, perhaps, be the *Filaria lymphatica*, Moquin-Tandon. The single specimen was obtained from the mouth of a child.—*Filaria immitis*, Leidy. Syn., *Filaria hæmatica*, Gruby and Delafond; *Filaria canis cordis*, Leidy; *Filaria papillosa hæmatica*, Molin. This is found in the heart and blood-vessels of the dog. It is very abundant in Chinese dogs, and is also found in those of Europe, and North and South America. The larvæ are found in the dog-flæa (*Pulex serraticeps*, Gervais) and in the dog-louse (*Trichodectes canis*, De Geer, and *Hæmatopinus piliferus* Burmeister), and by Manson in the mosquito (*Culex mosquito*). According to Manson, these insects infest the drinking-water, from which the free-swimming larvæ are taken by dogs in drinking. Grassi disputes this.—*Filaria inermis*, Grassi (1887). See *Filaria conjunctivæ*, Addario.—*Filaria irritans*, Rivolta. Syn., *Dermofilaria irritans*, Rivolta.—*Filaria labialis*, Pane (1864). A parasite found in a pustule on the lip of a man in Naples; perhaps it is identical with *Filaria lymphatica*, Moquin-Tandon.—*Filaria labio* or *Filaria labiato-papilloso*, Alessandrini. See *Filaria cervina*, Dujardin.—*Filaria lacrymalis*, Dubini (1850). See *Dracunculus loa*, Cobbold.—*Filaria lacrymalis*, Gurlt (1831). Syn., *Filaria des Auges*. This is found in the lacrymal duct and beneath the eyelids of the domestic ox. Baillet distinguishes it from the filaria of the horse (*F. palpebralis*, Wilson), than which it is more common. Its origin is unknown.—*Filaria lentis*, Diesing (1851), Gervais, van Beneden, and Cobbold. Syn., *Filaria*

*oculi*, Owen, Moquin-Tandon; *Filaria oculi humani*, von Nordmann (1832), Gescheidt, Ammon; *Filaria des Auges*, Ger. This is found in the crystalline lens of the human eye.—*Filaria leporis pulmonalis*, Fröhlich, Diesing. See *Strongylus commutatus*, Diesing.—*Filaria lienalis*, Stiles. See *Spiroptera reticulata*, Creplin.—*Filaria loa*, Guyot (1778). See *Dracunculus loa*, Cobbold (1864).—*Filaria lymphatica*, Moquin-Tandon (1860). Syn., *Hamularia lymphatica*, Treutler (1793); *Tentacularia sub-compressa*, Zeder (1800); *Hamularia subcompressa*, Rudolphi (1810); *Filaria hominis bronchialis*, Rudolphi (1819); *Filaria hominis*, Diesing (1851); *Strongylus bronchialis* or *Strongylus tracheo-bronchialis*, Cobbold (1879); *Filaire bronchiale*, Fr. A parasite first observed by Bianchi, Treutler, and Brera, and afterward by Zahn and others, in the tracheal and peribronchial lymphatic ganglia of man. Diesing, Weinland, and Cobbold at one time believed this worm to be identical with *Strongylus longivaginus*, Diesing, while Leuckart held Treutler's worm to be the male of *Ascaris mystax*, Rudolphi, and Brass that it was the larva of a fly. The *Filaria hominis*, Leidy (1850), and *Filaria labialis*, Pane (1864), may perhaps be identical with this parasite.—*Filaria mansonii*, Cobbold. This is found in the eye of the domestic fowl in China.—*Filaria medinensis*, Gmelin (1789). See *Dracunculus medinensis*, Cobbold (1864).—*Filaria megastoma*, Rudolphi. See *Spiroptera megastoma*, Rudolphi.—*Filaria microstoma*, Schneider. See *Spiroptera megastoma*, Gurlt and Schneider.—*Filaria multipapillosa*, Condamine and Drouilly. See *Filaria hæmorrhagica*, Railliet.—*Filaria muscæ*, Carter. This was found in the horse-fly of India by H. J. Carter, who suggested that it might be the larva of the Guinea-worm (*Dracunculus medinensis*, Cobbold) of man.—*Filaria nasuta*, Rudolphi. See *Disparagus nasutus*, Rudolphi.—*Filaria niellyi*, Moniez. See *Rhabditis niellyi*, Blanchard.—*Filaria obtusa*, Schneider. Syn., *Spiroptera obtusa*, Rudolphi; *Spiroptera murina*, Leuckart. This is found in the stomach of the brown rat (*Mus decumanus*, Pallas) and of the house mouse (*Mus musculus*, Linné).—*Filaria oculi*, Owen. See *Filaria lentis*.—*Filaria oculi*, Gervais et van Beneden (1859). See *Dracunculus loa*, Cobbold.—*Filaria oculi humani*, von Nordmann (1832). See *Filaria lentis*, Diesing.—*Filaria osleri*, Cobbold. Syn., *Strongylus bronchialis canis*, Osler. A parasite found by Blumberg, Rabe, Renault, and Osler in tubercles of the trachea and bronchi in dogs, producing a bronchitis fatal in a large proportion of cases.—*Filaria palpebralis*, Pace (1867), Wilson. This is found beneath the eyelids or in the lacrymal canal of horses, causing at times severe conjunctivitis, with opacity of the cornea. R. Blanchard holds this to be identical with *Filaria conjunctivæ*, Addario (1885).—*Filaria papillosa*, Rudolphi. A term applied to the filaria of horses and cattle before Alessandro indicated specific differences. See *F. cervina* and *F. equina*.—*Filaria pellucida*, Kennedy. This is considered by Neumann as a young form of *F. equina*, Abildgaard.—*Filaria peritonei hominis*, Babes (1880). This was found encapsulated in the gastrolinal ligament of man by Babes in Budapest.—*Filaria piscium*, Rudolphi, Siebold, Schneider (*q. v.*). A parasite held by some to be the larva of *Eustrongylus gigas*, Diesing. It is a parasite very abundant in many maritime fishes, particularly in the haddock, but never in the human being, in whom it was held to occur by Lawrence and others.—*Filaria recondita*, Grassi and Calandruccio, a name given to the adult form (yet undiscovered) of *Hæmatozoön*

*lewisii*, Grassi.—*Filaria restiformis*, Leidy (1880). This was found in the human urethra.—*Filaria rhytipleuritis*, Deslongchamps. This is found in the stomach of the brown rat (*Mus decumanus*, Pallas). The larva is found in the cockroach (*Periplaneta orientalis*, Linné).—*Filaria romanorum orientalis*, Sarcani. See *Dracunculus medinensis*, Cobbold (1864).—*Filaria salisburyi*. See *F. sanguinis hominis*, Lewis. *Filaria sanguinis*, Lewis. See *Filaria sanguinis hominis*, Lewis.—*Filaria sanguinis equi*, Sonsino. The name given to the filarial larvæ found in the blood of the horse. The adult form is unknown.—*Filaria sanguinis hominis*, Lewis



FILARIA SANGUINIS HOMINIS, LEWIS. (From Leuckart, after Lewis.)

(1872), Cobbold. Syn., *Filaria bancrofti*, Cobbold (1877); *Filaria sanguinis hominis ægyptiaca*, Sonsino (1874); *Filaria sanguinis*, Bancroft; *Filaria salisburyi*; *Filaria wuchereri*, Silva Arango (1877); *Filaria cystica*, Dobson; *Filaria dermatemica*, da Silva Arango (1875); *Filaria sanguinis hominum*, Hall (1885); *Trichina cystica*, Salisbury (1868). The female adult worm was discovered by Bancroft of Brisbane, the male by Arango and Dos Santos of Brazil and Sibthorp of Madras, and the embryo by Demarquay, Wucherer, and Lewis. Bernard gives the life-history of the parasite as follows:—

- |                                  |   |  |
|----------------------------------|---|--|
| EMBRYO.                          | LARVA.                                      | ADULT.                                       |
| 1. Parasite of the blood of man. | 2. Parasite of <i>Culex mosquito</i> .      | 5. Parasite of the lymphatic vessels of man. |
|                                  | 3. Free in water.                           |  |
|                                  | 4. Parasite of the alimentary canal of man. |  |

Manson, judging this parasite from the wideness of its distribution and the grave character of the diseases it produces, holds it to be infinitely the most important of the animal parasites attacking man. Filariasis, including lymph-scrotum, chylous dropsy, and hæmatochyluria, due to this worm is a malady of the tropics up to about the 38th parallel, N. latitude, but chiefly in the East. Many cases present lymphatic varix of the groin and scrotum, the extirpation of which is strongly recommended by Maitland. Hydrogen is recommended as a therapeutic agent of great efficacy.—*Filaria sanguinis hominis ægyptiaca*, Sonsino (1874). See *Filaria sanguinis hominis*, Lewis.—*Filaria sanguinolenta*, Grassi (1888). See *Spiroptera sanguinolenta*, Rudolphi.—*Filaria scutata œsophagea bovis*, Müller. See *Myzomimus scutatus*, Stiles (1892).—*Filaria smithii*, Cobbold (1882). This was found in the walls of the stomach of the Indian elephant.—*Filaria sp.*, Drechsler. This is found encapsulated



in the intestine of domestic cattle.—*Filaria* sp., Mégnin. This is found in the connective tissue of the horse.—*Filaria tentaculata*, Mehlis (1846).—*Filaria terebra*, Diesing (1851). See *Filaria cervina*, Dujardin (1845).—*Filaria trachealis*, Britowe and Rainey (1855). See *Strongylus paradoxus*, Mehlis.—*Filaria tracheo-bronchialis*, Cobbold. See *Filaria lymphatica*, Moquin-Tandon.—*Filaria trispinulosa*, Diesing. This was found in the vitreous humor of the dog by Gescheidt; Cobbold holds it to be a larva.—*Filaria uncinata*, Rudolphi. See *Spiroptera uncinata*, Rudolphi.—*Filaria wucheri*, da Silva Lima (1877). See *Filaria sanguinis hominis*, Lewis.—*Filaria zebra*, Mongrand. This was found in the left saphena vein of a convict. Robin and Davaine regard this as a fibrinous coagulum.—Filzlaus. See *Phthiriasis inguinalis*, Leach. Fleas. See under *Pulex* and *Sarcopsylla*.—Fleischfliege. See *Musca carnaria*, Linné.—Flour-beetle, Flower-worm. See *Tenebrio molitor*, Linné.—Forest-fly. See *Hippobosca equina*, Linné.—Forficula auricularia, Linné. Syn., *Earwig*, *Verme auricolare*, Ital.; *Oorworm*, Dutch; *Orentwist*, Dan.; *Ormask*, Sw.; *Gemeiner Ohrwurm*, *Ohrbohrer*, Ger.; *Perceorille*, Fr.; *Fura-orelhas*, Per.; *Gusano del oido*, Sp. But few cases are on record in support of the popular notion that this insect acts as a human parasite. See those of Griffin of Ireland.—Forked worm. See *Syngamus trachealis*, v. Siebold.—Founza ia ngömbe (cattle-worm). Native name for the larva of a dipterous insect developing beneath the skin of the ox and man in Central Africa. Freyana anatina, Koch. This is an acarine parasite of the duck.—Frühlingskäfer. See *Geotrupes vernalis*, Linné.—Fura-orelhas, P. See *Forficula auricularia*, Linné.—Furia infernalis, Linné. "An altogether fabulous parasite" (Cobbold), believed in by early parasitologists.—Furia medinensis, Modeer (1795). See *Dracunculus medinensis*, Cobbold (1864).—Fusaria lumbricoides, Zeder. See *Ascaris lumbricoides*, Linné.—Fusaria mystax, Zeder. See *Ascaris mystax*, Zeder.—Fusaria papillosa, Zeder. See *Heterakis papillosa*, Bloch.—Fusaria reflexa, Zeder. See *Heterakis inflexa*, Rudolphi.—Fusaria renalis, Zeder. See *Eustrongylus gigas*, Diesing.—Fusaria tetraonis, Zeder. See *Heterakis papillosa*, Bloch.—Fusaria vermicularis, Zeder. See *Oxyuris vermicularis*, Bremser.—Fusaria visceralis, Zeder (1803). See *Eustrongylus gigas*, Gmelin.—Fusaria vituli, Zeder. See *Ascaris vituli* (Gmelin) Goetze.—Gad-fly. See genus *Gasterophilus*.—Galeodes araneoides, Pallas. Syn., *Galeodes arabs*, Koch; *Galeodes fatalis*, Herbst. The Camel Tick, a disgusting and highly venomous species, nearly two inches in length, and very apt to attack man if disturbed. Found in Egypt and the oases of the Sahara, through Southern Russia and Arabia to India. It is a great torment to camels in the countries where it abounds.—Gamasus auris, Leidy. An acarus found by Turnbull in the external auditory canal of the ox, particularly on the tympanum.—Gastrodiscus polymastos, Leuckart, Cobbold. See *Amphistoma sowsinoi*, Cobbold.—Gastrophilus asininus, Brauer. See *Gastrophilus flavipes*, Olivier.—Gastrophilus elephantis, Cobbold (1882). Syn., *Æstrus elephantis*, Steel (1878). *Æstrus of the elephant*, Cobbold (1866). The larvæ or bots are found in the stomach of both the African and Indian elephant.—Gastrophilus equi, Fabricius, Leach. Syn., *Æstrus equi*, Clark, Fabricius, Latreille, Olivier, Fallen, Macquart, Westwood, Joly; *Æstrus intestinalis*, De Geer; *Æstrus hæmorrhoidalis*, Gmelin, Schrank; *Æstrus gastricus major*, Schwab;

*Æstrus gastricus vulgaris*, Schwab; *Æstrus bengalensis*, var. *equi*, Macquart; *Gastrus equi*, Rondani; *Common Bot-fly of the Horse*; the Breeze or Horse-bee; *Pferdemagenfliege* or *Bremssfliege*, *grosse Magenbremse*. This is a cosmopolitan; from June to July the eggs are laid on the hair, whence they are licked off and transferred to the stomach, to the walls of which the larvæ or grubs adhere and are passed *per anum*, to bury themselves in the earth until they reach the imago stage.—*Gastrophilus flavipes*, Olivier. Syn., *Æstrus flavipes*, Olivier; *Gastrus flavipes*, Brauer; *Gastrophilus asininus*, Brauer. This is found in Southern Europe, North Africa and Asia Minor; larvæ are found in the stomach of the ass.—*Gastrophilus hæmorrhoidalis* (Linné), Leach, (1817). Syn., *Æstrus ani eorum*, Linné, (1746); *Æstrus hæmorrhoidalis*, Linné (1761); *L'Æstrus du fondement des chevaux*, Geoffroy (1764); *Æstrus equi*, var. *hæmorrh.*, Fabr. (1794); *Gastrus hæmorrhoidalis*, Meigen (1824); *Mastdarmbremse*, Ger.; *Afterbremse*, Ger.; *Red-tailed Bot-fly*, *Red-tailed Horse-bot*. This is found in Europe and North America, the most common with *Gastrophilus equi*. The female lays the eggs on the lips of the horse. The larvæ often become attached to the mucous membrane of the pharyngeal region, producing dyspnea and asphyxia; they may also be found both in the right and left sacs of the stomach and remain for some time in the ectal portions of the rectum before leaving the body, and then they assume a characteristic green tint. They may be seen at the time of defecation, when the rectum is everted, and it is this which gave rise to the error that the bots were developed in the region.—*Gastrophilus inermis*, Brauer (1858). Syn., *Gastrus inermis*, Schiner (1861). An Austrian species troublesome to horses, found near Gyois and the Haklasberge; the larva is unknown.—*Gastrophilus lativentris*, Löw. This is found in Kurland, and infests domestic animals.—*Gastrophilus nasalis*, Linné (1761), Schiner (1861). Syn., *Mouche des chevaux*, Réaumur (1734); *Æstrus nasalis*, De Geer (1776); *Æstrus equi*, var. (a) *nasalis*, Fabricius (1794); *Æstrus veterinus*, Clark (1797); *Æstrus salutaris*, Clark (1815); *Æstrus clarkii*, Leach (1817); *Gastrus salutaris*, *Gastrus nasalis*, *Gastrus jumentorum*, *Gastrus clarkii*, Meigen (1824); *Æstrus salutaris*, Macquart (1835); *Æstrus duodenalis*, Schwab; *Gastrus nigritus*, Letterst; *Gastrus subjacens*, Walker; *Rasenbremssfliege*, *Dünndarmbremse*, Ger. A European species, most common in Austria and Prussia, the larvæ being found especially in the duodenum, rarely in the stomach of the horse. The female deposits the eggs in the alæ of the nostrils and on the lips of the horse. Brauer considers the form reported from Nova Scotia (*Gastrus subjacens*, Walker) as belonging here.—*Gastrophilus pecorum*, Fabricius (1749), Schiner (1861). Syn., *Æstrus bovis*, var. β, Linné (1761); *Æstrus pecorum*, Fabricius; *Æstrus vituli*, Fabr. (1794); *Æstrus equi*, var. β, Clark (1815); *Gastrus pecorum*, Meigen; *Gastrus jubarum*, Megerle (1824); *Æstrus gastricus major*, Schwab (1840); *Gastrus ferruginatus*, Zetterst, Rondani (1843-8); *Æstrus veterinus*, var. Joly (1846); *Gastrus selysii*, Carlier (1842); *Gastrus veterinus*, Green; *Viehbremse*, *Horse-bee*. This is found throughout Europe, rare in Sweden, abundant in Hungary. The larvæ are fixed for some time in the rectum before emerging to undergo nymphosis.—*Gastrus clarkii*, Meigen. See *Gastrophilus nasalis*, Linné, Schiner.—*Gastrus equi*, Rondani. See *Gastrophilus equi*, Fabricius.—*Gastrus ferruginatus*, Rondani, Zetterst. See *Gastrophilus pecorum*, Fabricius.—*Gastrus*

*flavipes*, Brauer. See *Gastrophilus flavipes*. Olivier. — *Gastrus hæmorrhoidalis*, Meigen. See *Gastrophilus hæmorrhoidalis*, Linné. — *Gastrus inermis*, Brauer. See *Gastrophilus inermis*, Brauer. — *Gastrus jubarum*, Meigen. See *Gastrophilus pecorum*, Fabricius. — *Gastrus jumentorum*, Meigen. See *Gastrophilus nasalis*, Linné. — *Gastrus lativentris*, Brauer, Schiner. See *Gastrophilus lativentris*, Löw. — *Gastrus nasalis*, Meigen. See *Gastrophilus nasalis*, Linné. — *Gastrus nigricornis*, Löw. Infests domestic animals in the Crimea (Bessarabia). — *Gastrus nigrinus*, Zetterst. See *Gastrophilus nasalis*, (Linné) Schiner. — *Gastrus pecorum*, Brauer, Meigen, Walker. See *Gastrophilus pecorum*, Fabricius. — *Gastrus salutaris*, Meigen. See *Gastrophilus nasalis* (Linné), Schiner. — *Gastrus selysii*, Carlier. See *Gastrophilus pecorum*, Fabricius. — *Gastrus subjacens*, Walker. See *Gastrophilus nasalis*, (Linné) Schiner. — *Gastrus veterinus*, Green. See *Gastrophilus pecorum*, Fabricius. — *Gauleblutwürmchen*. See *Drepanidium ranarum*, R. Lankester. — *Gekörnelter Blutegel*. See *Hirudo granulosa*. — *Gemeine Räudemilbe*. See *Psoroptes communis*, Fürstenberg. — *Gemeiner Blutegel*. See *Hirudo medicinalis*, Ray. — *Gemeiner Floh*. See *Pulex irritans*, Linné. — *Gemeine Kriebelmücke*. See *Simulium reptans* Linné. — *Gemeiner Zungenwurm*. See *Linguatula rhinaria*, Railliet. — *Geotropes vernalis*, Linné. Syn., *Frühlingskäfer*. A beetle, the larva of which is reported by Van Bromell as a facultative human parasite. — *Gewitterfliege*. See *Hydrotæa meteorica*, Linné. — *Globidium leuckartii*, Flesch. An infusorian found in the wall of the sustaining connective tissue of the villi of the small intestine of the horse. An uncertain form which appears to have analogies with the *Sarcosporides* (*Balbiana mucosa*), described by Blanchard, from the kangaroo. Moniez holds it to be but the embryo of the tenia of the horse, encysted in the papillæ, like those of *T. murina* of the rat, described by Grassi. — *Globocephalus longemucronatus*, Molin. This was found by Wedl in the intestine of the hog. — *Glossina morsitans*, Westwood. Syn., *Tsé-té Tsé-té*, or *Zimb*. The fly so frequently mentioned in the works of African travelers. It is about the size of the horse-fly. The accounts of the virulence of the bite of this pest are so conflicting as to lead to the conclusion that it is only poisonous when its proboscis is the carrier of a virus with which it has been previously infected. — *Glyciphagus buski*, Murray (1841). An accidental parasite in the ulcer on a negro's foot. — *Glyciphagus cursor*, Gervais (1841). Syn., *Acarus domesticus*, de Geer, 1735. *Glyciphagus prunorum*, Hering, 1838. *Sarcoptes hippodamus*, Hering (1838). A mite found in a horse's foot affected with canker. An accidental parasite. — *Gnat*. See *Culex pipiens*, Linné. — *Gnathostoma hispidum*. See *Cheiracanthus hispidus*, Fedschenko. — *Goat-louse*. See *Trichodectes climax*, Nitzsch. — *Goldfliege*. See *Lucilia caesar*, Robineau-Desvoidy. — *Gongylonema minimum*, Molin. This was found in the stomach and liver of the house-mouse (*Mus musculus*, Linné). — *Goniocotes abdominalis*, Piaget. Syn., *Philoaterus hologaster* [N], Verrill. *Goniocotes hologaster* (Burmeister), Denny. A louse common to the different varieties of *Gallus domesticus*, Brisson. — *Goniocotes burnetti* (Packard) Verrill. See *Goniodes burnetti*, Packard. — *Goniocotes compar*, Nitzsch, Denny, Piaget. — Syn., *Goniodes compar* (N), Verrill. *Pediculus bidentatus*, Scopoli. *Philoaterus compar*, Burmeister. The louse of the pigeon. A common parasite of all varieties of domestic pigeons. According to Denny it has never

been found on the turtle-dove. — *Goniocotes gigas*, Taschenberg. One of the lice of fowls. — *Goniocotes hologaster*, Nitzsch. Syn., *Ricinus gallinae*, De Geer. This is a louse found upon the Bankhiva fowl, but not very abundant. The form described by Denny as *Goniocotes hologaster* is referred by Piaget to *Goniocotes abdominalis*, q. v. — *Goniocotes rectangulatus*, Nitzsch. Syn., *Goniocotes rectangulus*, Burmeister. This is found upon Guinea-fowls and peacocks. — *Goniodes burnetti*, Packard. This is found in the domestic fowl and perhaps is identical with *Goniocotes dissimilis*, Nitzsch (Piaget, 269). — *Goniodes compar* (N), Verrill. See *Goniocotes compar*, Nitzsch. — *Goniodes dissimilis*, Nitzsch. Syn., *Philoaterus dissimilis* (N), Verrill. A louse of the domestic fowl, rather rare. — *Goniodes falcicornis*, Nitzsch. Syn., *Pulex pavonis*, Redi; *Pediculus pavonis*, Linné, Schrank, Frisch, Panzer; *Nirmus tetragonocephalus*, Olfers; *Ricinus pavonis*, Kirby and Spence. *The Louse of the Peacock*, Albin, Shaw. The common louse of the peacock. — *Goniodes minor*, Piaget. Syn., *Dwarf Goniode*. This is found on *Columba tigrina*, *C. risoria*, *C. bitorquata*, and on domestic pigeons. — *Goniodes numidianus*, Denny. The louse of the Pintado or Guinea-fowl (*Numida meleagris*, Linné). — *Goniodes parviceps*, Piaget. *Small-headed Goniode*. This is found frequently on peacocks in company with *G. falcicornis*. — *Goniodes stylifer*, Nitzsch. Syn., *Pediculus meleagris*, Schrank. Found upon the turkey. — *Goose-louse*. See *Trinotum lituratum* (Nitzsch), Piaget. — *Gordius aquaticus*, Dujardin (1842); Syn., *Seta* or *Vitulus aquaticus*, Alldrovandi (1605). A common worm in the mountainous regions of Europe and long considered as an occasional pseudo-parasite of man. — *Gordius chilensis*, Emil Blanchard (1849); an imperfectly-known species reported by Gay as a pseudo-parasite of man in Chili. *Gordius equinus*, Abildgaard. See *Filaria equina*, Abildgaard. — *Gordius marinus*, Linné. See *Filaria piscium*, Rudolphi. — *Gordius medinensis*, Linné (1767). See *Dracunculus medinensis*, Cobbold (1864). — *Gordius orientalis*, von Siebold. This is found in the abdomen of the cockroach (*Periplaneta orientalis*, Linné). — *Gordius* sp., Hess (1887). Found in the honey-bee. Cf. *Mermis albicans*, von Siebold (1857). — *Gordius subbifurcus*, von Siebold (1848); See *Gordius tolosanus*, Dujardin (1842). — *Gordius tolosanus*, Dujardin (1842); Syn., *Ophiostoma pontieri*, H. Cloquet (1822), *Gordius subbifurcus*, von Siebold (1848). A European species reported by Degland (1823), and Fiori (1881) as a pseudo-parasite of man. — *Gordius varius*, Leidy (1851). A common American species, recorded by Diesing after Kirkland as a pseudo-parasite of man. — *Gordius viviparus*, Bloch. See *Ascaris vituli* (Gmelin), Goeze. — *Grand pou du cheval*. See *Hæmatopinus tenuirostris*, Burmeister. — *Grande Bothriocephalo*. See *Bothriocephalus latus*, Bremser. — *Gray Carnivorous-fly*, *Gray Flesh-fly*, *Graue Fleischfliege*. See *Sarcophaga carnaria*, Meigen. — *Gray Leech*. See *Hirudo medicinalis*, Ray. — *Gray Simulium*. See *Simulium cinereum*, Meigen. — *Great Breeze-fly*. See *Tabanus bovinus*, Linné. — *Green Leech*. See *Hirudo medicinalis*, Ray. — *Gregarina avium intestinalis*. Psorosperms found encysted in the submucous tissue of the intestine of the *Gallinacea* of the poultry-yards. They are introduced with the food. Symptoms: diarrhoea, depression, loss of appetite, death from marasmus. The affection generally occurs in an epizootic form, which has been termed tuberculo-diphtheria. — *Gros pou du boeuf*. See *Hæmatopinus eurysternus*, Burmeister. — *Gros pou du chien*. See *Trichodectes latus*,



Nitzsch.—**Gros tavin**. The name in Burgundy for the Great Breeze-fly. See *Tabanus bovinus*, Linné.—**Grub in the Back**. See *Hypoderma bovis*, Latreille, and *Hypoderma lineata*, Löw.—**Grubenfliege**. See *Homalomyia canicularis*, Linné.—**Guinea-fowl Goniodes**. See *Goniodes numidanius*, Denny.—**Guinea-worm**, **Guineischer Wurm**, Ger. See *Dracunculus medinensis*, Cobbold.—**Gusano**. See *Dermatobia noxialis*, Goudot.—**Gusano del oído**, Sp. See *Forficula auricularia*.—**Gynæcophorus bovis**, Sonsino. See *Gynæcophorus crassus*, Sonsino.—**Gynæcophorus crassus**, Sonsino. Syn., *Bilharzia bovis*, Sonsino; *Bilharzia crassa*, Sonsino. This was found in 1876 at Zagazig, Egypt, in the portal vein, ureters and urinary bladder of domestic sheep and cattle. It has since been found in Italy. Neumann regards it as but a variety of *Gynæcophorus hamatobius*, Diesing, and hence dangerous to man. It gives rise to symptoms similar to those caused by the last-named parasite.—**Gynæcophorus hamatobius**, Diesing (1858); Syn., *Schistoma hamatobium*, Weinland (1858); *Distoma capense*, Harley (1864); *Distoma hamatobium*, Bilharz, (1852), Küchenmeister, Moulinie, Leuckart; *Thecosoma hamatobium*, Moquin-Tandon (1860); *Bilharzia magna*, Cobbold; *Bilharzia hamatobia*, Cobbold (1858). A fluke originally found by Bilharz in 1851 in Egypt in 63 per cent. of fellahs and copts. It has since been frequently found in the natives and European residents along the entire coast of East Africa, in Arabia, Mauritius, India, and Brazil, producing a grave disorder known as endemic hematuria. It also occurs in an African monkey, the *Mangabey* (*Cercopithecus fuliginosus*, Geoffroy). It is most abundant in the vessels of the portal system, and mesentery, and in the hemorrhoidal and vesical veins. It feeds upon the blood; no intermediate host is known, and it is supposed to be introduced into the human system by impure drinking-water, as a swimming embryo. Fouquet of Cairo reports favorably on the use of extract of male fern, and Dight, of Beirut, recommends the injection of large amounts of sulphuretted hydrogen and carbon dioxide into the rectum and bladder.—**Gyropus gracilis**, Nitzsch. Syn., *Pediculus porcelli*, Schrank. A louse of the guinea-pig (*Cavia cobaya*, Shreber).—**Gyropus ovalis**, Nitzsch. A minute louse of the guinea-pig. Cf. *Menopon extraneum*, Piaget.—**Hæronema muscæ**, Carter. This is found in the head and proboscis of the house-fly.—**Hæmadipsa ceylonica**, Moquin-Tandon. Syn., *Hirudo* (*Sanguisuga*) *tagalla*, Meyen. *Hirudo ceylonica*, Moquin-Tandon, *Zeylon'scher Blutegel*, *The Ceylon Leech*. A terrestrial leech; according to Hofmeister and Tennant, the most detested of all the plagues which beset the traveler in Ceylon.—**Hæmamœba præcox**; **Hæmamœba vivax**; **Hæmamœba malarie**; **Hæmamœba immaculata**, Grassi and Filetti. See *Polimitus malarie*, Danilewsky.—**Hæmaphysalis rosea**, Koch. See *Boöphilus bovis* (Riley), Curtis.—**Hæmatobia ferox** Davaine; **Hæmatobia irritans**, Meigen; **Hæmatobia serrata**, Davaine.—**Hæmatobia malarie**, Celli and Guarneri. See *Polimitus malarie*, (Lave-ran), Danilewsky.—**Hæmatobia stimulans**, Meigen. A group of flies recorded by Neumann as troublesome to man, and cattle in pastures. The saw-hematobia (*Hæmatobia serrata*, Davaine) is particularly spoken of as bloodthirsty, and common in Europe and America. The parasites collect in swarms at the base of the horns, or on the abdomen, back, flanks or upper parts of the legs. The eggs are deposited in the fresh dung, and they may be destroyed by throwing lime over the dung lying in pastures.—**Hæmatomonas evansi**. See *Trypanosoma evansi* (Evans), Balbiani.—**Hæma-**

**tomonas malarie**, Osler.—**Hæmatophyllum malarie**, Metschnikoff (1887). See *Polimitus malarie*, Danilewsky (1886).—**Hæmatopinus acanthopus**, Denny, Piaget. Syn., *Hæmatopinus serratus*, Nitzsch, Burmeister, Denny. The louse of the mouse (*Mus musculus*, Linné).—**Hæmatopinus asini**, Linné. See *Hæmatopinus macrocephalus*, Burmeister, var. *colorata*, Piaget.—**Hæmatopinus cameli**, Redi. The louse of the camel; it resembles that of the hog (*Hæmatopinus urius*, Nitzsch).—**Hæmatopinus eurysternus**, Nitzsch, Burmeister. Syn., *Pediculus eurysternus*, Nitzsch; *Pediculus vituli*, Linné; *P. tenuirostris*, Burmeister; *Hæmatopinus oxyrhynchus*, Nitzsch; *H. tenuirostris*, Burmeister; *H. vituli*, Stephens; *Gros pou du boeuf*. One of the lice found upon cattle.—**Hæmatopinus lyriocephalus**, Burmeister, Denny, Piaget. Syn., *Pediculus lyriocephalus*, Burmeister. The louse of the hare (*Lepus timidus*, Linné).—**Hæmatopinus macrocephalus**, Burmeister. Syn., *The Horse-louse*; *Pediculus asini*, Linné; *Pediculus macrocephalus*, Burmeister; *Hæmatopinus asini*, Denny. One of the three lice of the horse.—**Hæmatopinus macrocephalus**, var. *colorata*, Piaget. The louse of the ass.—**Hæmatopinus oxyrhynchus**, Nitzsch. See *Hæmatopinus eurysternus*, Burmeister.—**Hæmatopinus piliferus**, Burmeister, Denny. Syn., *Pediculus piliferus*, Burmeister; *Pediculus canis familiaris*, Müller; *Pediculus bicolor*, Lucas; *Petit pou du chien*; *The dog-louse*; not common.—**Hæmatopinus serratus**, Nitzsch, Burmeister, Denny. See *Hæmatopinus acanthopus*, Denny.—**Hæmatopinus spinulosus**, Burmeister. Syn., *Pediculus spinulosus*, Burmeister; *P. denticulatus*, Nitzsch. The louse of the common rat (*Mus decumanus*, Pallas).—**Hæmatopinus stenopsis**, Burmeister. Syn., *The Goat-louse*.—**Hæmatopinus suis**, Leach. See *Hæmatopinus urius*, Nitzsch.—**Hæmatopinus tenuirostris**, Burmeister. See *Hæmatopinus eurysternus*, Nitzsch.—**Hæmatopinus tuberculatus**, Giebel. The louse of the Eastern buffalo.—**Hæmatopinus urius**, Nitzsch. Syn., *Pediculus suis*, Linné; *Hæmatopinus suis*, Leach. *The Hog-louse*, the largest of the pediculi, and occasionally found in great numbers on swine.—**Hæmatopinus ventricosis**, Denny. The louse of the rabbit (*Lepus cuniculus*, Linné).—**Hæmatopinus vituli**, Stephens; See *Hæmatopinus eurysternus*, Nitzsch, Burmeister.—**Hæmatopota pluvialis**, Meigen. Syn., *Small Rain Breeze-fly*; *Petit taon pluvial*, Fr.; *Piccolo Tafano pluviale*, It. *The Clegg* of the West Highlands of England and Scotland. This is said by Mégnin to be troublesome to man and animals during stormy weather, especially in Lapland, where the reindeer is tormented by it.—**Hæmatopota punctulata**, Macquart. A breeze-fly found in the Southern United States.—**Hæmatozoön lewisi**, Grassi. An embryonic nematode found by Gruby, Dellafond, Lewis, Manson, Sonsino, Grassi, etc., in the blood of the dog. The last claimed to have discovered the intermediate host in the cockroach (*Periplaneta orientalis*, Linné). Sonsino has found the same larvæ in the fleas of dogs (*Pulex serraticeps*, Gervais), and in their lice (*Hæmatopinus piliferus*, Burmeister). Grassi and Calanduccio have given the name *Filaria recondita* to the adult form, yet undiscovered, to which these embryo belong.—**Hæmatozoön sublatum**, Gurlt. See *Strongylus sublatum*, Cobbold.—**Hæmentaria costata**, Müller. A Crimean leech employed in medicine.—**Hæmentaria ghilianii**, de Filippi. A common leech in Brazil especially along the Amazon; it attacks man. **Hæmentaria mexicana**, de Filippi. Found in Mexico and Central and South America. Its bite produces an acute irritation. **Hæmentaria offi-**

cinalis, de Filippi. Found in the lagoons of Mexico; used medicinally.—**Hæmogregarina** avium, Danilewsky. See *Polimitus malariae*, Danilewsky.—**Hæmopis sanguisorba**, Savigny; **Hæmopis sanguisuga**, Moquin-Tandon; **Hæmopis vorax**, Moquin-Tandon. See *Hirudo sanguisuga*, Bergmann.—**Hæmoplasmodium malariae**, Marchiafava and Celli. A hemocytotoön found in the blood of malarial-fever patients. They are homogenous, protoplasmic bodies from one-tenth to one-third the size of red blood-corpuscles and within which they occur as pseudovacuaules and also to which they impart a lively movement by their protruded flagella (*pseudospirilla*). Danilewsky regards this as but a developmental stage of *Polimitus malariae*, q. v.—**Halysis caprina**, Zeder (1803). See *Linguatula rhinaria*, Railliet (1868).—**Halysis gracilis**, Zeder. See *Tenia gracilis*, Rudolphi.—**Halysis infundibuliformis**, Zeder. See *Tenia infundibuliformis*, Goeze.—**Halysis lanceolata**, Zeder, Dujardin. See *Tenia lanceolata*, Bloch.—**Halysis lata**, Zeder. See *Bothriocephalus latus*, Bremser.—**Halysis lineata**, Zeder. See *Tenia lineata*, Goeze.—**Halysis litterata**, Zeder. See *Tenia pseudo-cucumerina*, Bailliet.—**Halysis marginata**, Zeder. See *Tenia marginata*, Batsch.—**Halysis membranacea**, Zeder (1803). See *Bothriocephalus latus*, Bremser.—**Halysis passeris**, Zeder. See *Tenia fringillarum*, Rudolphi.—**Halysis perfoliata**, Zeder. See *Tenia perfoliata*, Goeze.—**Halysis plicata**, Zeder. See *Tenia plicata*, Rudolphi.—**Halysis pusilla**, Zeder. See *Tenia pusilla*, Goeze.—**Halysis serrata**, Zeder. See *Tenia crassicolis*, Rudolphi, and *Tenia serrata*, Goeze.—**Halysis setigera**, Zeder. See *Tenia setigera*, Frölich.—**Halysis sinuosa**, Zeder. See *Tenia sinuosa*, Rudolphi.—**Halysis solium**, Zeder. See *Tenia solium*, Linné.—**Halysis torquata**, Zeder. See *Tenia sinuosa*, Rudolphi.—**Halysis trilineata**, Zeder. See *Tenia trilineata*, Batsch.—**Hammularia lymphatica**, Treutler (1793). See *Filaria lymphatica*, Moquin-Tandon.—**Hammularia subcompressa**, Rudolphi. See *Filaria bronchialis*.—**Hanchoschim-Haschrofm**, Heb. See *Dracunculus medinensis*, Lister.—**Harpirhynchus nidulans**, Méglin. Syn., *Sarcoptes nidulans*, Nitzsch. The pubescent nymphæ have been found in the plumage of pigeons and parrots.—**Harvest-bug**. See *Tetranychus autumnalis*, Shaw.—**Harvest-mite**. See *Tetranychus irritans* and *Tetranychus autumnalis*, also *Trombidium americanum*.—**Harvest-tick**. See *Leptus irritans*.—**Hauswanze**. See *Cimex lectularia*, Merrett.—**Hautwurm**. See *Dracunculus medinensis*, Cobbold.—**Head-louse**. See *Pediculus capitis*, Leach.—**Heel-fly**. See *Hypoderma lineata*, Löw.—**Helminthosylla alakurti**, Schimkewitsch. Syn., *Alakurt*. A flea, allied to the chigoe, abundant in Turkestan, upon horses, sheep, camels and oxen in the autumn and winter, causing extreme debility.—**Helophilus pendulus**, Meigen. A dipterous insect, the "rat-tailed" larvæ of which, according to Cobbold, not infrequently occurs in the digestive canal of the horse. Cf. *Eristalis tenax*, Linné.—**Hematopota**. See *Hematopota*.—**Hematozoaires du paludisme**, Laveran. See *Polimitus malariae* (Laveran), Danilewsky.—**Hemistoma alatum** (Goeze), Diesing. A trematode common in the fox and wolf, and found in the small intestine of the dog by Creplin and Schöne.—**Hen-flea**. See *Pulex avium*, Taschenberg.—**Henlice**. See *Goniocotes abdominalis*, Piaget; *Goniocotes hologaster*, Nitzsch; *Goniodes dissimilis*, Nitzsch; *Goniodes burnetti*, Packard; *Lipeurus heterographus*, Nitzsch; *Lipeurus variabilis*, Nitzsch; *Menopon bi-*

*seriatum*, Piaget; *Menopon pallidum*, Nitzsch.—**Herpetomonas lewisi**, Saville, Kent. See *Trypanosoma lewisi*, Danilewsky, Kent.—**Herpetomonas muscæ domesticæ**, Saville, Kent. Syn., *Monomita muscarum*, Grassi; *Cercomonas muscarum*, Leidy; *Bodo muscæ domesticæ*, Burnett. Often found in abundance in the chylic stomach of the house-fly.—**Heterakis columbæ**, Gmelin. See *Heterakis maculosa*, Rudolphi.—**Heterakis compressa**, Schneider. A nematode found in the intestine of the domestic fowl in South Australia.—**Heterakis differens**, Sinsino. This is found in the posterior portion of the fowl's intestine.—**Heterakis dispar**, Schrank. Syn., *Ascaris dispar*. This was found in the intestine and cecum of the domestic goose and duck by Fröhlich, Schrank, and Zeder.—**Heterakis inflexa**, Rudolphi. Syn., *Ascaris crassi*, Deslongchamps, *Ascaris teres*, Goeze; *Ascaris gallopavonis*, Gmelin; *Ascaris perspicillum*; Rudolphi, Dujardin; *Heterakis perspicillum*; *Fusaria reflexa*, Zeder. This is found in the intestine of the domestic fowl, turkey and duck, and is abundant in the latter about Caen.—**Heterakis lineata**, Schneider. This was found in the intestine of the domestic duck of Turkestan by von Linstow, and in a Brazilian cock by Schneider.—**Heterakis maculosa**, Rudolphi. Syn., *Ascaris maculosa*, Rudolphi, Bremser, Bellingham, Dujardin; *Ascaris columbæ*, Gmelin; *Ascaris teres*, Goeze; *Heterakis columbæ*, Gmelin; *l'ascaride del piccioni*, Ital. This is found in the intestine of the domestic pigeon, producing frequently a fatal disease. Unterberger has shown that the eggs of this nematode require to be kept for about seventeen days under suitable conditions outside the body of the host before they are capable of further development in the intestine.—**Heterakis papillosa**, Bloch. Syn., *Heterakis vesicularis*, Fröhlich, Dujardin; *Ascaris vesicularis*, Rudolphi; *Ascaris tetraonis*, Gmelin; *Ascaris papillosa*, Bloch; *Ascaris teres* (minor Phasian et picti), Goeze; *Ascaris gallinarum*, Gmelin; *Ascaris urogalli*, Viborg, Rudolphi; *Fusaria tetraonis*, Zeder; *Fusaria papillosa*, Zeder. This is found in the cecum of the fowls, duck, peacock, and turkey.—**Heterakis perspicillum**, Rudolphi. See *Heterakis inflexa*, Rudolphi.—**Heterakis spumosa**, Schneider. This is found in the intestine and cecum of the brown rat (*Mus decumanus*, Pallas).—**Heterakis uncinata**, Rudolphi. This is found in the intestine and cecum of the domestic guinea-pig.—**Heterakis vesicularis**, Fröhlich. See *Heterakis papillosa*, Bloch.—**Heteromita lens**, Müller. Syn., *Monas lens*, Dujardin. Found in the mouth of man by Steinberg.—**Hexacotyle venarum**, de Blainville. See *Hexathyridium venarum*, Treutler.—**Hexamita duodenalis**, Davaine. See *Megastoma intestinale*, Blanchard.—**Hexastoma pinguicola**, Cuvier. See *Hexathyridium pinguicola*, Treutler.—**Hexastoma venarum**, Cuvier. See *Hexathyridium venarum*, Treutler.—**Hexathyridium pinguicola**, Treutler, Jördens, Brera. Syn., *Hexastoma pinguicola*, Cuvier; *Linguatula pinguicola*, Lamarck; *Polystomum pinguicola*, Zeder, Rudolphi, Bremser. A trematode found in the ovaries in women. Van Beneden and Gervais hold this as likely to prove a larval form of *Linguatula rhinaria*, Railliet, from which opinion Cobbold differs.—**Hexathyridium venarum**, Treutler, Jördens, Rudolphi. Syn., *Hexastoma venarum*, Cuvier; *Hexacotyle venarum*, de Blainville; *Linguatula venarum*, Lamarck; *Polystoma sanguicola*, Delle Chiaje, Frick; *Polystoma venarum*, Zeder, Rudolphi, Dujardin, Owen. This is found in the veins of man; Rudolphi and others referred this to the fresh-water *Planaria*, and Davaine



thought it *Distoma lanceolatum*, Mehlis, or a young *Fasciola hepatica*, Linné.—*Hippobosca sanguisuga*, de Blainville. See *Hirudo sanguisuga*, Bergmann.—*Hippobosca canina*, Rondani. See *Hippobosca equina*, Linné.—*Hippobosca equina*, Linné. Syn., *Hippobosca canina*, *Hippobosca taurina*, Rondani: *Mouche araignée*, *Mouche plate*, *Horse-tick*, *Forest-fly*. An interesting remittent parasitic insect of the family *Pupipara*, common in the summer on horses, sheep, cattle and dogs, especially about the perineal region; it is very troublesome.—*Hippobosca ovina*, Linné. See *Melophagus ovinus*, Latreille.—*Hippobosca taurina*, Rondani. See *Hippobosca equina*, Linné.—*Hirudine viva*. See *Hirudo medicinalis*, Ray.—*Hirudo albopunctata*, Diesing. A leech common in Sweden.—*Hirudo ceylonica*, Moquin-Tandon. See *Hemadipsa ceylonica*, Moquin-Tandon.—*Hirudo chinensis*, Schmarda. A small species used by the Chinese.—*Hirudo decora*. A North American leech used medicinally.—*Hirudo depressa fusea margine laterali*. See *Aulostoma gulo*, Moquin-Tandon.—*Hirudo flava*, Brossat. See *Hirudo medicinalis*, Ray.—*Hirudo granulosa*, *Gekörnelter Bluteegel*. A leech used in India, and in the Isle of Bourbon and the Mauritius.—*Hirudo grisea*, Brossat. See *Hirudo medicinalis*, Ray.—*Hirudo interrupta*, Moquin-Tandon. Syn., *Sanguisuga interrupta*, Moquin-Tandon; *The Dragon Leech*; *The African Leech*, *Bluteegel mit unterbrochenen Rückenstreifen*. A species found in North Africa.—*Hirudo javanica*, Wahlberg. Syn., *Sanguisuga javanica*, Wahlberg. The Javanese leech.—*Hirudo medicinalis*, Ray (1710), Linné (1746). Syn., *Hirudo venæsector*, Braun; *Hirudo flava*, Brossat; *Hirudo grisea*, Brossat; *Hirudo officinalis*, Savigny; *Hirudo provincialis*, Braun (1805); *Hirudo viridis*; *Iatreddella medicinalis*, Blainville (1828); *The Gray Leech*; *The Green Leech*; *The Common Medicinal Leech*; *The Speckled Leech*; *Hirudine viva*; *Sangusue médicinale*; *Sangusue grise*; *Sangusue verte*; *Deutscher Bluteegel*; *Der ungarische Bluteegel*. A fresh-water species found throughout Europe and the North of Africa; the great color-variation of this species has given rise to the differentiation of some sixty varieties and a confused nomenclature. A large leech will take about fifteen grams of blood, which requires several months to digest.—*Hirudo mysomelas*, Virey; *Senegal'scher, Bluteegel*. Found in Senegambia and exported to France.—*Hirudo obscura*. Syn., *Sangusue noire*. A French species.—*Hirudo officinalis*, Savigny. See *Hirudo medicinalis*, Ray.—*Hirudo provincialis*. See *Hirudo medicinalis*, Ray.—*Hirudo quinquestriata*, Schmarda. Syn., *Hirudo tristriata*. An Australian species largely exported to Europe.—*Hirudo sanguisorba*, Lamarck. See *Hirudo sanguisuga*, Bergmann.—*Hirudo sanguisuga*, Bergmann (1757). Syn., *Hirudo sanguisorba*, Lamarck (1818); *Hemopsis sanguisorba*, Savigny (1820); *Hemopsis vorax*, Moquin-Tandon (1826); *Hippobosca sanguisuga*, de Blainville (1827); *Hemopsis sanguisuga*, Moquin-Tandon (1846). *The True Horse-leech*; *Sangusue de cheval*, Fr.; *Pferdeegel*, Ger. Found in Spain and Southern Europe generally, but particularly in the North of Africa, this worm being inadvertently swallowed in an immature condition in drinking-water, not infrequently attaches itself to the mucosa of the nose and pharynx of man, as well as of animals. Strong solutions of salt cause it to loosen its hold.—*Hirudo sinica*, de Blainville. A Chinese species.—*Hirudo tagalla*. See *Hemadipsa ceylonica*, Moquin-Tandon.—*Hirudo*

*tesselata*. A species found in the United States; it is green with black dots.—*Hirudo tristriata*, Schmarda. See *Hirudo quinquestriata*, Schmarda.—*Hirudo troctina*, Johnson (1816). Syn., *Sanguisuga interrupta*, Moquin-Tandon (1826); *Iatreddella medicinalis*, var. *tesselata*, de Blainville (1827); *Trout Leech*; *Dragon Leech*, *Sangusue dragon*, *Dragon d'Alger*, Fr. A native of the North of Africa, but long employed in hospitals throughout Southern Europe and England.—*Hirudo venæsector*, Braun. See *Hirudo medicinalis*, Ray.—*Hirudo verbana*. Syn., *Bluteegel des Lago-Maggiore*. An Italian species.—*Hirudo viridis*. See *Hirudo medicinalis*, Ray.—*Hirudo wiffonia*. A Japanese variety, dried, powdered and administered internally to relieve pain.—*Hog-louse*. See *Hematopinus urius*, Nitzsch.—*Holophrya coli*, Leuckart (1863); See *Balantidium coli*, Stein (1862).—*Holostoma erraticum*, Rudolphi, Dujardin. This is found in the intestine of the domestic duck and the tame swan. The larva (*Tetracotyle filippi*) has been found in the viscera of several molluscs and fish, and also as a parasite in the sporocysts of several *Distomata*.—*Homalomyia canicularis*, Linné. Syn., *Anthomyia canicularis*, Meigen; *Kleinstubenfliege*; *Hundstagfliege*. This is common in Europe from spring throughout the summer, and feeds on decaying vegetable matter. The larvæ live in the earth.—*Homalomyia incisurata*. Syn., *Anthomyia incisurata*. The larvæ occur in the human intestine, according to Moniez.—*Homalomyia scalaris*, Fabricius. Syn. *Anthomyia scalaris*, Fabricius. This is common from spring throughout summer, especially under trees; the larvæ are found on decaying substances, and at times



Larva of HOMALOMYIA CANICULARIS. (Linné.)

as pseudo-parasites in man, in the intestines nasal passages and ears. Judd (Amer. Nat., 1876, p. 374) reports a case of the intestinal discharge of fifty larvæ of this fly.—*Hornfly*. See *Hematobia serrata*.—*Horse-bee*. See *Gastrophilus equi*, Fabricius and *Gastrophilus pecorum*, Linné.—*Horse-fly*. See *Tabanus Sp.*—*Horse-leech*. See *Hirudo sanguisuga*, Bergmann.—*Horse-louse*. See *Hematopinus macrocephalus*.—*Horse-tick*. See *Hippobosca equina*, Linné.—*House-fly*. See *Musca domestica*, Linné.—*Hunde Haarling*. See *Trichodectus latus*, Nitzsch.—*Hundstagfliege*. See *Homalomyia canicularis*, Linné.—*Hydatigena granulosa*, Batsch. See *Echinococcus polymorphus*.—*Hydatid erratica*, Blumenbach. See *Echinococcus polymorphus*.—*Hydatid Lüdersen*, Rudolphi, Olfers, Bremser. See *Echinococcus polymorphus*, Diesing.—*Hydrotæa meteorica*, Davaine. Syn., *Anthomyia meteorica*, L. *Meteorite Fly*; *Storm-fly*; *Gewitterfliege*. This is so called because at the approach of rain it often forms a kind of cloud about horses' heads. It is common in Europe in summer in damp situations, as forests, its ordinary nourishment consisting of the sap of flowers. The females attack animals and although their soft proboscis cannot pierce the skin, and only allows them to suck up the humors from the surface, they harass and torment most stubbornly. They may produce inflammation of the eyes and ears of domestic animals. The larvæ are found in cow-dung and decaying vegetable matter.—

*Hymenolepis flavopunctata*, Weinland (1858). See *Tenia flavopunctata*, Weinland, (1858).—*Hymenolepis nana*, Leuckart, (1863). See *Tenia nana*, von Siebold (1853).—*Hypodectes columbæ*, Mègnin. See *Falciger rostratus*, Bucholz.—*Hypoderma bonassi*, Brauer. A grub recorded as being taken from the back of a buffalo in Colorado.—*Hypoderma bovis*, De Geer (Latreille, 1825). Syn., *Estrus bovis* (1776), Fabricius, Herbst, Fischer, Clark, Latreille, Leach, Fallen, Macquart, Westwood, Sells, Saxisen, Walker; *Estrus hominis*, Gmelin (1788); the *Ox-hypoderma*, *Grub-in-the-back*, *Warble-fly*, *Bot-fly of Cattle*. A cosmopolitan species, the adult fly having a life of about eight days, occurring during July and August, the larvæ living from ten to eleven months in the skin of the cattle and of man. These parasites cause great damage to hides, and the effect on the carcass is serious, producing what is known as "licked beef" or "butcher's jelly." Squeezing out the maggot is a sure method of getting rid of it, or the warble may be smeared with a thick grease that will choke up its breathing pores.—*Hypoderma diana*, Brauer (1858). Syn., *Estrus hominis*, Völkel. The larvæ reported by Joseph Borthen, Völkel, etc., as parasites of the skin in man.—*Hypoderma equi*, Joly (1849). Syn., *Hypoderma silenus*, Brauer; *Hypoderma loiseti*, Joly (1846); *Estrus cuticole*, Loiset; *Edemagena equi*, Loiset (1844). The larvæ are found in the skin of the horse and ass throughout Europe and S. America.—*Hypoderma lineata* (Villers), Löw (1863). Syn., *Estrus lineatus*, Villers (1789); *Estrus hamorrhoidalis*, var.  $\beta$ , Clark (1797); *Estrus bovis*, var.  $\beta$  *vernalis*, Clark; *Estrus lineatus*, Olivier (1811); *Estrus ericetorum*, Leach (1811); *Hypoderma lineatum*, Brauer (1858); the *Heel-fly of Texas*; *Grub-in-the-back*; *Ox-warble*. These grubs cause effusion of serum in the connective tissue, giving an appearance in cattle and sheep called the "lick" by ranchmen. It is stated that the only adult warble-flies found in the United States belong to this species, which appears to be cosmopolitan.—*Hypoderma loiseti*, Joly. See *Hypoderma equi*, Joly.—*Hypoderma silenus*, Joly. See *Hypoderma equi*, Joly.—*Hypoderma tarandi*, Linné (1761). Syn., *Estrus rangiferinus*, Linné (1736); *Estrus tarandi*, Linné (1761); *Edemagena tarandi*, Latreille (1816). Larvæ found in the skin of the reindeer; they resemble those of *Hypoderma bovis*, De Geer, but are smaller.—*Hystrichis rachycephalus*, Molin. This was found in the walls of the crop of the tame swan.—*Hystrichis tricolor*, Dujardin. Found in the crop of the domestic duck.—*Hystrichis tubifex*, Diesing. Found in the esophagus of the domestic duck.—*Iatrobella medicinalis*, Blainville. See *Hirudo medicinalis*, Ray.—*Iatrobella medicinalis*, var. *tessellata*, de Blainville. See *Hirudo troctina*, Johnson.—*Isotricha intestinalis*, Stein. A free-swimming infusorian, with long, dense ciliary clothing, found in the rumen of sheep and cattle.—*Isotricha prostoma*, Stein, has the same habitat as the preceding.—*Ixodes ægyptius*, Audouin (1812). Syn., *Ixodes savignyi*, P. Gervais; *Acarus ægyptius*, Linné; *Cynorhastes ægyptius*, Hermann; *Ægyptian Ixode*. The largest known ixode, very common upon cattle in Africa and upon African cattle in European markets.—*Ixodes algeriensis*, Mègnin. This is found upon African cattle. Neumann regards this as closely related to the form known in the Guadeloupe as *Tique sénégalaise*, where it produces farcy on horses, cattle, and mules.—*Ixodes americanus*, Linné. See *Argas americanus*, De Geer.—*Ixodes annulatus*, Say. See *Boophilus*

*bovis*, Curtice.—*Ixodes autumnalis*, Leach. Syn., *The Autumn Ixode*. A species cited by Neumann as found in France.—*Ixodes bovis*, Riley. See *Boophilus bovis*, Curtice.—*Ixodes brevipes*, Murray. A species found in Ceylon.—*Ixodes camelinus*, Fischer. Found on camels on the Steppes of Asia.—*Ixodes carapatos*, a tick troublesome in Brazil.—*Ixodes chelifer*, Mègnin. This is found on dogs.—*Ixodes distipes*, Murray. Found in Tunis.—*Ixodes dugesi*, Gervais (Mègnin). See *Boophilus bovis*, Curtice.—*Ixodes erinaceus*, Audouin. This is a common species in Britain, attacking dogs, cattle, foxes, hedgehogs, etc. It is generally known as the dog-tick and mistaken for *Ixodes ricinus*, *Ixodes indentatus*, Gamgee.—*Ixodes fabricii* (Audouin). An acarine parasite found in Southern Europe on cattle and sheep.—*Ixodes fodiens*, Mègnin. Syn., *Ixodes pustularum*, Mègnin, Lucas. Found on horses.—*Ixodes marginatus*, Leach. Syn., *Ixodes testudinarius*, Murray. A British species troublesome to laborers in hayfields.—*Ixodes marmoratus*, Risso. Found on sheep in France.—*Ixodes megathyreus*, Leach. Found on sheep and cattle in Southern Europe.—*Ixodes mombata*, a troublesome tick in Angola.—*Ixodes pustularum*, Mègnin. See *Ixodes fodiens*, Mègnin.—*Ixodes reduvius*, de Geer. This is common in Southern Europe, attacking sheep, cattle, dogs, hares, and man. See *Boophilus bovis*, Curtis.—*Ixodes ricinus*, Linné. Syn., *Acarus ricinus* (1790); *Acarus ricinoides*, De Geer; *Cynorhastes ricinus*, Hermann (1808); *Ricinus caninus*, Ray; *Tique des chiens*, Geoffroy; *Common Tick*, *Dog-tick*. This is frequently found on hunting-dogs, and is the oldest known species.—*Ixodes rotundatus*, Koch. A South American species.—*Ixodes rugica*. A species found in Surinam and Brazil.—*Ixodes savignyi*, Gervais. See *Ixodes ægyptius*, Audouin.—*Ixodes scapulatus*, Mègnin. A species found on cattle in the South of France.—*Ixodes*, Sp. (Stiles). Found on cattle in California.—*Ixodes testudinarius*, Murray. See *Ixodes marginatus*, Leach.—*Ixodes trabeatus*, Audouin. A French species.—*Jigger*. See *Sarcophylla penetrans*, Westwood.—*Kariophagus hominis*, Podwysozki. Coccidia observed frequently in the white of fowls' eggs and in the hepatic cells of man.—*Kegelwurm*. See *Ascaris conosoma*, Jördens (1802).—*Kene der Perser*. See *Argas tholozani*, Laboulbène et Mègnin.—*Kleiderlaus*. See *Pediculus capitis*, Leach.—*Kleine Stubenfliege*. See *Homalomyia canicularis*, Linné.—*Kolumbaczzer Ixode*. See *Simulium columbascensis*, Fabricius.—*Kopflaus*. See *Pediculus capitis*, Leach.—*Kriebelmücke*. See *Simulium reptans*, Linné.—*Kritoptes monunguiculatus*, Geber. See *Tarsonemus monunguiculatus*, R. Blanchard.—*Lamblia intestinalis*, Blanchard. See *Megastoma intestinale*, R. Blanchard (1885).—*Laminosioptes gallinarum*, Mègnin. See *Symplectes cysticola*, Railliet.—*Laverania malarie*, Grassi and Feletti. See *Polimitus malarie* (Laveran), Danilewsky.—*Leg-sticker*. See *Stomoxys calcitrans*, Geoffroy.—*Leptodera intestinalis*, Cobbold. See *Rhabdonema intestinale*, R. Blanchard.—*Leptodera niellyi*, Blanchard, Moniez. See *Rhabditis niellyi*, R. Blanchard.—*Leptodera stercoralis*, Cobbold. See *Rhabdonema intestinale*, R. Blanchard.—*Leptodera teres*, Schneider. See *Rhabditis terricola*, Oerley.—*Leptus autumnalis*. The larval hexapod of *Tetranychus autumnalis*, Shaw, *q. v.*—*Leptus irritans*. The six-legged stage of a mite, the *Tetranychus tlalsahuatl*, Lemaire, Murray (1876), *q. v.*, (Guiana, Antilles, Honduras); *Colorado*, (Cuba); *Niatibi*



(New Grenada); *Moqui* (Para); *Thalsahuat*? (Mexico). See *Tetranychus* and *Thalsahuat*, Lemaire. *Red Harvest-mite*. A widely-dispersed pest, abundant in the Mississippi valley, where it is known as the chigger, being confused in the popular mind with the sand flea or chigoe (*Sarcopsylla penetrans*, Westwood), which it resembles in its burrowing habits and serious effects.—*Leucophrys coli*, Stein (1860). See *Balantidium coli*, Stein (1862).—*Ligula mansonii*, Cobbold (1883). See *Bothriocephalus mansonii*, R. Blanchard (1886).—*Linguatula constricta*, Küchenmeister, R. Blanchard (1888). Syn., *Pentastoma constricta*, von Siebold (1852); *Nematoideum hominis*, Pruner, Diesing. This is only known in the larval condition. It is found in negroes and in the giraffe.—*Linguatula constricta*, Pruner; *Linguatula denticulata*, Lamarck (1816); *Linguatula ferox*, Küchenmeister (1855); *Linguatula lanceolata*, de Blainville (1818). See *Linguatula rhinaria* (1866).—*Linguatula pinguicola*, Lamarck. See *Hexathyridium pinguicola*, Treutler.—*Linguatula rhinaria*, Railliet (1886). Syn., *Tenia lanceolée ou ver rhinaire*, Chabert (1787); *Tenia caprina*, Abildgaard (1789); *Tenia rhinaria*, Pilger (1802); *Halysis caprina*, Zeder (1803); *Polystoma serrata*, Zeder; *Polystoma tenioide*, Rudolphi (1810); *Echinorhynchus capra*, Braun (1810); *Polystoma denticulatum*, Rudolphi (1810); *Tetrágulus cavia*, Bosc (1810); *Linguatula tenioides*, Lamarck (1816); *Linguatula denticulata* Lamarck (1816); *Prionoderma lanceolatum*, Cuvier (1817); *Prionoderma rhinarium* Rudolphi; *Linguatula lanceolata*, de Blainville (1818); *Pentastoma emarginatum*, Rudolphi (1819); *Pentastoma tenioides*, Rudolphi; *Pentastoma fera*, Creplin (1829); *Linguatula ferox*, Küchenmeister (1855); *Monostoma settenii*, Neumann; *Linguatula constricta*, Pruner; *Linguatula serrata*, Fröhlich (1789); *Gemeiner Zungenwurm*, Ger. An endoparasitic acaridan with elongate, vermiform body, which led to its being classed as a worm. The sexually-mature form inhabits the nasal cavities of dogs and other domestic animals, where the eggs are deposited. These become scattered on the grass and are eaten by herbivorous animals. The larval and encysted stages are found in the mesenteric glands, liver and lungs of the goat, ox, horse, camel, sheep, deer, antelope, peccary, porcupine, rabbit, guinea-pig, brown rat, sometimes in man and according to Creplin in the domestic cat.—*Linguatula serrata*, Fröhlich (1789); *Linguatula tenioides*, Lamarck (1816). See *Linguatula rhinaria*, Railliet (1886).—*Linguatula venarum*, Lamarck. See *Hexathyridium venarum*, Treutler.—*Liotheum giganteum*, Denny, Verrill. See *Menopon latum*, Piaget.—*Liotheum pallidum*, Nitzsch, Verrill. See *Menopon pallidum*, Nitzsch.—*Liotheum stramineum*, Nitzsch. See *Menopon biserialatum*, Piaget.—*Lipeurus anseris*, Gurlt. A louse of the goose.—*Lipeurus baculus*, Nitzsch. Syn., *Philopterus baculus* (Nitzsch), Verrill; *Pulex columbe majoris*, Redi; *Pediculus columbe*, Linné; *Nirmus filiformis*, Olfers, a common louse of the pigeon found together with *Nirmus claviformis* and *Goniocotes compar*.—



Larva of LINGUATULA RHINARIA, Railliet; from the liver of man. (After Leuckart.)

*Lipeurus cygni*, Giebel. See *Ornithobius bucephalus*, Giebel.—*Lipeurus heterographus*, Nitzsch. Syn., *Philopterus heterographus*, (N) Verrill. A louse found on fowls.—*Lipeurus jejunos*, Nitzsch. Syn., *Pulex anseris*, Redi; *Pediculus anatis anseris*, Linné; *Nirmus crassicornis*, Olfers; *Lipeurus jejunos*, Rudow. A louse of the goose.—*Lipeurus numidæ*, Denny. Syn., *Nirmus numidæ*, Denny. A louse of the guinea-fowl.—*Lipeurus polytrapezius*, Nitzsch. Syn., *Pediculus meliagrides*, Linné; *Philopterus polytrapezius*, Nitzsch, Verrill. The louse of the turkey.—*Lipeurus squalidus*, Nitzsch. Syn., *Philopterus squalidus* (Nitzsch), Verrill; *Pediculus anatis*, Fabricius. A very common louse of the duck.—*Lipeurus variabilis*, Nitzsch. Syn., *Philopterus variabilis* (Nitzsch), Verrill; *Pediculus caponis*, Linné. A louse of the fowl.—*Listrophorus gibbus*, Pagenstecher; *Le Listrophore bossu*. An acaridan found on domestic rabbits and hares.—*Listrophorus mustelæ*, Mègnin. An acaridan parasite of the ferret and pole-cat.—*Liver-fluke*. See *Fasciola hepatica*, Linné.—*L'Œstre du fondement des chevaux*, Geoffroy. See *Gastrophilus hamorrhoidalis*, Linné.—*Lone-star Tick*. See *Argas americanus*, De Geer.—*Long-nosed Louse*. See *Hematopinus vituli*.—*Lucilia anthropophagi*, Conil. See *Lucilia macellaria*, Fabricius.—*Lucilia cæsar*, Robineau-Desvoidy. Syn., *Musca cæsar*, Linné; *Gold-fliege*. A fly that commonly deposits its eggs on decomposing organic matter, especially meat, but also in the wounds of man and animals.—*Lucilia ferinata*, Gerlach. Syn., *Lucilia serinata* (Perroncito), Gerlach. A species troublesome to sheep in Olanda, the larvæ producing ulceration of the perineal regions.—*Lucilia hominivorax*, Coquerel. See *Lucilia macellaria*, Robineau-Desvoidy.—*Lucilia macellaria*, Robineau-Desvoidy (1830). Syn., *Musca macellaria*, Fabricius (1794); *Lucilia hominivorax*, Coquerel (1858); *Calliphora infesta*, Philippi (1861); *Calliphora macellaria*, Jorge (1878); *Musca anthropophaga*; *Comptosia rubrifrons*, Macquart; *Comptosia macellaria*; *Somomyia montevidensis*, Bigot; *Calliphora anthropophaga*, Conil (1878); *Lucilia anthropophaga*, Conil; *Macellaria hominivorax*, Macquart; *La Lucilie bouchère*; *Texas Screw-worm*; *Screw-worms*. This fly is widely distributed over America from Canada to the Argentina. It deposits its eggs in the wounds of domestic animals and man, and also in the natural cavities. These larvæ cause serious symptoms. It is said that in Paraguay foals die in great numbers from the effects of larvæ that hatch from eggs deposited upon the navel before it has dried up. The prompt application of a mixture of pine-tar and grease to all raw surfaces, and about the ears, eyes, and nostrils of animals is recommended. Men should avoid sleeping in the open air unprotected by some netting. The myiasis produced is known as *Peenash*.—*Lucilia sericata*, Meigen. A fly common in Holland where the larvæ produce a form of myiasis called worm-sickness (worm-ziekte) in young sheep.—*Lucilia serinata*, Gerlach. See *Lucilia ferinata*, Gerlach.—*Lucilie bouchère*. See *Lucilia macellaria*, Robineau-Desvoidy.—*Lumbricus canis*, Werner (1782). See *Ascaris mystax*, Rudolphi (1801).—*Lumbricus guloris sibirici*, Pallas. See *Eustrongylus gigas*, Diesing.—*Lumbricus in renibus*, Blasius.—*Lumbricus latus*, Plinius; *Lumbricus martis et canis renalis*, Redi. See *Tenia solium*, Linné.—*Lumbricus longus et rotundus*, Serapion. See *Ascaris lumbricoides*, Linné (1758).—*Lumbricus rotundus*, Cælius Aurelianus. See *Ascaris lumbricoides*, Linné (1758).—*Lumbricus sanguineus in rene canis*, Hartmann. See *Eustrongylus gigas*, Diesing.

—Macaw Fly, Macaco Worm, Macaw Worm. See *Dermatobia noxialis*, Goudet.—*Macellaria hominivorax*, Macquart. See *Lucilia macellaria*, Robineau-Desvoidy.—*Macrogastrer platypus*, Miescher. See *Demodex folliculorum*, Owen.—*Madenwurm*. See *Oxyuris vermicularis*, Bremser.—*Mange-mites*. See under genera *Chorioptes*, *Demodex*, *Psoroptes*, *Sarcoptes*, *Symbiotes*.—*Mastdarmbremse*, Ger. See *Gastrophilus hæmorrhoidalis*, Linné.—*Massuri*. See *Amphistoma collinsii*, Cobbold.—*Mastigodes hominis*, Zeder (1803); *Mastigodes siminæ*, Zeder (1803); See *Trichocephalus hominis*, Schrank (1788).—*Maw-worm*. See *Oxyuris vermicularis*, Bremser, and *Ascaris lumbricoides*, Linné.—*Meal-beetle*, *Meal-worm*. See *Tenebrio molitor*, Linné.—*Medicinal Leech*. See *Hirudo medicinalis*, Ray.—*Medicinisher Bluteigel*. See *Hirudo medicinalis*, Ray.—*Medina-worm*; *Medinawurm*, Ger.; *Medinischer Fadenwurm*. See *Dracunculus medinensis*, Cobbold.—*Megastoma entericum*, Grassi (1882). See *Megastoma intestinale*, Blanchard.—*Megastoma intestinale*, R. Blanchard (1885). Syn., *Cercomonas intestinalis*, Lamb 1859 (nec 1875); *Lambia intestinalis*, Blanchard; *Hexamita duodenalis*, Davaine; *Dimorphus muris*, Grassi (1879); *Megastoma entericum*, Grassi (1882). This infusorian is found abundantly in the duodenum and jejunum of rats and mice of various species, especially in old individuals. It is frequently transmitted to man by the excrement of rats or mice becoming mixed with food-stuffs.—*Megninia asternalis*, Mègnin. Syn., *Federmilbe der Tauben*, Zürn. An acaridan found on domestic fowls.—*Megninia cubitalis*, Mègnin. Found on the quill-feathers of fowls.—*Megninia gingimura*, Mègnin. Found on the turkey.—*Megninia velata*, Mègnin. Found on the domestic duck.—*Mehlkäfer*. See *Tenebrio molitor*, Linné.—*Meloe proscarabeus*, Linné. Syn., *Gemeiner Oelkäfer*. A beetle the larva of which is reported as a facultative human parasite by Germar and Otto.—*Melontho* sp. A beetle, the larva of which is reported as a facultative parasite of man by Le Maout, Depaise, and Robineau-Desvoidy.—*Melophagus ovinus*, Latreille. Syn., *Hippobosca ovina*, Linné. The Sheep-tick (a misleading name), a wingless fly, spending its entire life on the sheep and multiplying in its fleece.—*Menopon biseriatum*, Piaget. Syn., *Liotheum* or *Menopon stramineum*, Nitzsch, Verrill. A louse of domestic fowls and turkeys.—*Menopon extraneum*, Piaget. A louse found on the guinea-pig.—*Menopon giganteum*, Denny. See *Menopon latum*, Piaget.—*Menopon latum*, Piaget. Syn. *Menopon giganteum*, Denny; *Liotheum giganteum*, Verrill.—An ectoparasite of the pigeon.—*Menopon numidæ*, Giebel. An ectoparasite of the guinea-fowl (*Numida meleagris*, Linné).—*Menopon olescurum*, Piaget. Found upon the domestic duck.—*Menopon pallidum*, Nitzsch. Syn., *Liotheum pallidum*, Nitzsch, Verrill; *Pulex capi*, Redi; *Nirmus trigonocephalus*, Olfers; *Pediculus gallinæ*, Schrank, Linné. One of the lice infesting domestic fowls.—*Menopon phæostomum*, Nitzsch. The Black-mouthed Menopon; one of the lice found upon peacocks.—*Menopon stramineum*, Nitzsch. See *Menopon biseriatum*, Nitzsch.—*Menschenfloh*. See *Pulex irritans*, Linné.—*Mermis albicans*, von Siebold (1857). Found in the honey-bee (*Apis mellifica*, Linné) and in many other insects. Hess (1887) describes a species of *Gordius* as parasitic in the bee.—*Mermis blattæ orientalis*, Diesing. This is found in the abdomen of the cockroach (*Periplaneta orientalis*, Linné). *Mesocostoides litteratus*, Vaillant. See *Tenia litterati*, Batsch.—*Mesogonimus commutatus*,

Sonsino. Syn., *Distoma commutatum*, Diesing. A trematode found in the intestine of the common fowl and turkey.—*Mesogonimus pellucidus*, Neumann. Syn., *Distoma pellucidum*, von Linstow. A trematode found in the esophagus of the domestic fowl.—*Metastrongylus longevaginatus*, Molin (1861); See *Strongylus longevaginatus*, Diesing (1851).—*Meteoric Fly*. See *Hydrotaea meteorica*, Davaine.—*Miana Bug*; *Mianawanze*, Ger. See *Argas persicus*, Fischer.—*Microsporidia*. Syn., *Microbe de la pèbrine*; *Bacterium ovatum*, Lebert; *Bacillus pasteurianus*, Hansen; *Micrococcus ovatus*; *M. pasteurianus*, *Nosema bombycis*, Nägeli; *Panhystophyton ovatus*, Lebert; *Pleospora herbarum*; *Cornalia's Corpuscles*; *Cornalian Bodies*; *Corpuscles de Cornalia*; *Cornalia'sche Körperchen*, *Corpuscles des vers à Soie*; *Corpuscles piriformes*, *Granulins*, Pasteur; *Psorospermies des Insects* (Balbiani); *Micrococcus of pèbrine*, *Micrococcus der Fleckenkrankheit*. A group of Psorosperms or Sporozoans first discovered by Leydig (1853) in an hemipterous insect (*Coccus hesperidum*, Linné, the scale-louse of the orange and oleander). They were afterwards found in various arthropods, spiders, bees, crustacea (*Daphnia rectirostris*). Munk found them in *Ascaris mystax* (Bischoff mistaking them for seminal corpuscles). Vlacovitch found them in the reptile (*Coluber carbonarius*) and the cricket (*Grillus campestris*), and Lebert and Frey in a beetle (*Emus oleus*). *Cornalia*, Filippi, Ciccone, Vittadini, Pasteur, etc., found them in the silkworms suffering from pèbrine; here they were at first held to be the nucleoli of broken-down blood-corpuscles (Charannes), or hæmatozoa (Guérin-Meneville). While Nägeli believed them to belong to the *Schizomycetes*, and Lebert to the unicellular algae, Hällier designated them as the stylospores of a mushroom (*Pleospora herbarum*). Pasteur finally adopted the idea that they belonged to the so-called "organites." Balbiani was the first to prove the truth of Leydig's supposition and to settle their sporozoan nature. The Microsporidia have within their recent years been found in many insects (*Bombyx mori*, *Sathurnia pernyi*, *Bombyx neustria*, *Liparis chrysorrhæa*, *Tenebrio molitor*), the larvæ of flies, of ants, etc., etc.—*Miescheria muris*, R. Blanchard (1885). Utriculariform psorosperms found in the voluntary muscles of mice by F. Miescher, of Basle, in 1843. The involuntary muscles remained free from the parasites.—*Miescher's*, or *Miescherian Sacs*, *Tubes*, or *Utricles*; *Miescher'sche Schläuche*. See *Sarcocystis miescheri*, Ray Lankester.—*Monas anatis*, Davaine. See *Monocercomonas anatis*, Davaine.—*Monas canis*, Davaine. See *Monocercomonas canis*, Davaine.—*Monas caviæ*, Davaine. See *Monocercomonas caviæ*, Davaine.—*Monas crepusculum*, Ehrenberg, Müller. A doubtful species observed in the white substance between the teeth by Steinberg.—*Monas elongata*, Dujardin; *Monas globulus*, Dujardin. Found by Steinberg in the human mouth.—*Monas lens*. See *Heteromyia lens*, Müller.—*Moniezia alba* (Perroncito, 1879), R. Blanchard (1891). Syn., *Tenia alba*, Perroncito (1879); *Moniezia alba*, var. *dubia* Moniez, 1891. A parasite of sheep and cattle.—*Moniezia benedeni* (Moniez, 1879), R. Blanchard (1891). Syn., *Tenia benedeni*, Moniez, 1879; *Tenia denticulata*, Neumann, 1892. This is found in the intestines of domestic sheep and cattle.—*Moniezia denticulata* (Rudolphi, 1810), R. Blanchard (1891). Syn., *Tenia denticulata*, Rudolphi, 1810; *Tenia denticulata*, Perroncito (1882); *Alyselminthus denticulatus*, Blainville (1853). A parasite of domestic cattle. *Moniezia expansa* (Ru-



dolphi, 1810). R. Blanchard (1891). Syn., *Tenia vasis nutritis distinctis*, Bloch (1782); *Tenia ovina*, Goeze (1782), Batsch (1786), Schrank (1788), Gmeiin (1789); *Halysis ovina*, Zeder (1803); *Tenia denticulata*, Mayer; *Alsephinthus expansus*, Blainville; *Tenia expansa*, ex parte Rudolphi, Railliet, Neumann, Perroncio, Curtice. This cestode has for its host, sheep, goats, cattle, and various wild ruminants.—*Moniezia fimbriata*, Moniez (1891). See *Thysanosoma actinioides*, Diesing (1834).—*Moniezia goezei* (Baird, 1853), R. Blanchard (1891). See *Tenia pectinata*, Goeze (1782).—*Moniezia leuckarti*, Riehm (1881), R. Blanchard, (1891). See *Tenia pectinata*, Goeze (1782).—*Moniezia neumanni*, Moniez (1891). The domestic sheep harbors this platode.—*Moniezia nullicollis*, Moniez (1891). Found in sheep in France.—*Moniezia ovilla*, Moniez (1891). *Moniezia ovilla*, var. *macilenta*, Moniez (1891). See *Thysanosoma giardi* (Rivolta, 1878), Stiles (1803).—*Moniezia pectinata*, R. Blanchard (1891). See *Tenia pectinata*, Goeze (1782).—*Moniezia planissima*, Stiles and Hassall (1892). Syn., *Tenia expansa*, ex parte Rudolphi. This is found in the small intestine of domestic sheep and cattle.—*Moniezia trigonophora*, Stiles and Hassall (1893). Syn., *Tenia expansa*, Curtice, ex parte McMurrich, *Tenia benedeni*, Neumann. A species recently described as a parasite of sheep.—*Monocercomonas anatis*, Davaine. Syn., *Monas anatis*, Davaine. A flagellate infusorian found in the cecum of the duck.—*Monocercomonas canis*, Davaine. Syn., *Monas canis*, Davaine. This is found in the stomach and duodenum of the dog.—*Monocercomonas caviæ*, Davaine. Syn., *Monas caviæ*, Davaine. A flagellate infusorian found in the large intestine of the guinea pig. It is perhaps identical with the form described by Künstler as *Bacterioidomonas sporifera*, and those by Perroncio as *Cercomonas ovalis*, *pisiformis*, *globosus*.—*Monocercomonas gallinæ*, Rivolta. This is found in cases of croupous angina in pullets and young pigeons.—*Monocercomonas hepatica*, Rivolta. This was found in the diseased liver of a young pigeon.—*Monocercomonas hominis*, Grassi (1883). See *Cercomonas intestinalis*, Lambl.—*Monodontus wedlii*, Molin. See *Uncinaria cernua*, Creplin.—*Monomita muscarum*, Grassi. See *Herpetomonas muscæ domesticæ*, Saville Kent.—*Monostoma attenuatum*, Rudolphi. This was found by Creplin in the intestine and cecum of the domestic goose.—*Monostoma bijuge*, Miescher. See *Monostoma faba*, Bremser.—*Monostoma caryophyllum*, Rudolphi. This is parasitic in the intestine of the stickle-back, but was found by Gwilt in the intestine of the domestic duck.—*Monostoma faba*, Bremser. Syn., *M. bijuge*, Miescher. Found in tubercles in the skin of the domestic sparrow and of canary birds (*Fringilla canaria*, Linné).—*Monostoma lente*, Nordmann, Gescheidt, Diesing, etc. See *Distoma lanceolatum*, Mehlis.—*Monostoma lepore*, Kuhn. See *Cysticercus tenia serrata*, Zeder, Goeze.—*Monostoma mutabile*, Zeder. Found in the infraorbital space of the domestic goose.—*Monostoma setteni*, Neumann. See *Linguatula rhinaria*, Railliet.—*Monostoma verrucosum*, Fröhlich. Syn., *Notocotyle triseriatis*, Diesing. Found in the large intestine and ceca of the goose, duck, and fowl.—*Mordella* sp. A beetle, the larvæ reported as a facultative parasite of man by Rosen.—*Morpion*. See *Phthirius inguinalis*, Leach.—*Mouche araignée*. See *Hippobosca equina*, Linné.—*Mouche bleue de la viande*. See *Calliphora vomitoria*, Robineau-Desvoidy.—*Mouche carnassiere*. See *Sarcophaga carnaria*, Meigen.—*Mouche des chevaux*, Réaumur. See

*Gastrophilus nasalis*, Linné.—*Mouche domestique*. See *Musca domestica*, Linné.—*Mouche ou ver du nez des moutons*, Réaumur. See *Estrus ovis*, Linné.—*Mouche plate*. See *Hippobosca equina*, Linné.—*Mouqui*. The native name in Para for *Leptus irritans*, q. v.—*Mouse-flea*. See *Pulex musculi*, Méné.—*Moyoquil*. See *Dermatobia noxialis*, Goudot, Müller. See *Tenebrio molitor*, Linné.—*Musca anthropophaga*. See *Lucilia macellaria*, Robineau-Desvoidy.—*Musca bovina*, Davaine. A torment to cattle.—*Musca cadaverina*, Linné. Syn., *Pyrellia cadaverina*, Robineau-Desvoidy. *Aasfliege*. A carrion fly, sometimes depositing its eggs in the open wounds of cattle.—*Musca carnaria*, Linné. Syn., *Fleischfliege*. A carrion fly, the larvæ of which was found by Bretschneider in the human intestine; it is described by Jördens and others as *Ascaris stephanostoma*. Roulin, Cloquet, Brera, Wahlborn, Cheyne, and Bateman report cases of myositis from its larvæ.—*Musca carnifex*, Davaine. *The executioner fly*. Torments cattle.—*Musca cibaria*. Two cases are reported by Good and White (England).—*Musca corvina*, Fabricius. This is common in Europe in warm, wet weather, and is troublesome to cattle, on which it alights to suck the sweat; it does not bite.—*Musca domestica*, Linné. *House fly*, *Domestic fly*, *Mouche domestique*, *Stubenfliege*. Dubinsky and Senator report cases of the larvæ of the house fly being vomited. It is troublesome to man and animals, sucking their excretions. The *Ascaris canosoma* of Jördens and others is but the larvæ of this fly. *Musca hortorum*, Meigen. Troublesome to domestic animals.—*Musca larvarum*, one case reported by Pickells (Ireland).—*Musca macellaria*, Fabricius. See *Lucilia macellaria*, Robineau-Desvoidy.—*Musca nigra*, one case of myositis attributed to this fly reported by Wahlborn (Sweden).—*Musca* sp. Syn., *Warega fly*. This is found in Brazil, and deposits its eggs beneath the skin of man and animals, causing painful swellings.—*Musca* sp. The larvæ of an unidentified fly, removed by Dr. Kirk from the leg of David Livingston in Africa, also from the shoulder of a negro. The adult fly is said to be not unlike but smaller than our blue-bottle fly (*Calliphora vomitoria*, Robineau-Desvoidy).—*Musca stabulans*, Fallen. See *Cyrtoneura stabulans*, Macquart.—*Musca vaccina*, Davaine. Troublesome to cattle.—*Musca vagatoria*, Davaine. The vagabond fly, troublesome to domestic cattle.—*Musca vitripennis*, Meigen. A torment to cattle.—*Musca vomitoria*. See *Calliphora vomitoria*, Robineau-Desvoidy.—*Mydæa vomiturationis*, Robineau-Desvoidy. See *Teichomyza fusca*, Macquart.—*Myotrichodina*. See *Trichina spiralis*, Owen.—*Myzomimus scutatus*, Stiles. Syn., *Spiroptera scutata*, Müller. *Filaria scutata æsophagea bovis*, Müller. Found in the walls of the esophagus of domestic cattle and horses and in the pharynx and tongue of the domestic hog and sheep; it probably belongs to the genus *Gongylonema*, Molin (1857).—*Narambo*, *Narapoo chalondy*, Hind.; *Naru*, Pers. See *Dracunculus medinensis*, Cobbold.—*Nematoideum bovis tauri*, Diesing. Found in the aqueous humor of the eye in domestic cattle.—*Nematoideum canis familiaris*, Warren. Found in the esophagus of the dog.—*Nematoideum equi caballi*, Peschel, Diesing. See *Sclerostoma tetracanthum*, Diesing.—*Nematoideum fringillæ domesticæ*, Rudolphi. This is found in the stomach of the domestic sparrow.—*Nematoideum ovis pulmonale*, Rudolphi, Diesing. See *Strongylus rufescens*, Leuckart.—*Nematoideum* sp., Brehm. Found in the pancreas and liver of the vicuña.—*Nematoideum* sp., Ebertz. This is found in the lungs of the domestic

sheep, and is probably *Strongylus filaria*, Rudolphi, or *Strongylus rufescens*, Leuckart, *q. v.*—**Nematodeum** sp., Generali. Found in the house-fly.—**Nematodeum** sp., Leuckart. Found encapsuled in the lymphatic glands of domestic cattle.—**Nematodeum** sp., Stiles. Found in lymphatic glands of cattle in capsules.—**Nematodeum tracheale**, Rainey and Bristowe. See *Filaria trachealis*, Cobbold. This is possibly but the larval form of *Ascaris megaloccephala* or *Ascaris suilla*.—**Nephrophages sanguinarius**, Miyake and Scriba (1893). A mite found in considerable numbers in the urine of a native patient in Tokio. The parasite was held to have its seat in the kidney, and as being the cause of the hematuria.—**Nettorhynchus blainvillii**, Zenker. According to Raspail, this may have been a partially decomposed *Bothriocephalus claviceps* or *Bothriocephalus rugosa* of the salmon.—**Niaibi**. The native name in New Grenada for the *Leptus irritans*, *q. v.*—**Nigua**. See *Argas americanus*, DeGeer, and *Sarcophylla penetrans*, Westwood.—**Nirmus clavicornis**, Denny, Verrill. The louse of the ring-dove and stock-dove. Piaget refers them to *Lipeurus baculus*, Nitzsch.—**Nirmus crassicolis**, Olfers. See *Lipeurus jejuni*, Nitzsch.—**Nirmus filiformis**, Olfers. See *Lipeurus baculus*, Nitzsch.—**Nirmus numidæ**, Denny. See *Lipeurus numidæ*, Denny.—**Nirmus tetragonocephalus**, Olfers. See *Goniodes falcicornis*, Nitzsch.—**Nirmus trigonocephalus**, Olfers. See *Menopon pallidum*, Nitzsch.—**Noctua** sp. A lepidopterous insect. One case of the larva acting as a facultative parasite cited by Dumeril (France).—**Noisy Breeze-fly**. See *Tabanus bromius*, Linné.—**Notocotyle triserialis**. See *Monostoma verrucosum*, Fröhlich.—**Nuche**. See *Dermatobia noxialis*, Brauer.—**Ochromyia anthropophaga**; Blanchard. Syn., *Cayor Fly*. A Senegal fly, the larvæ of which are found beneath the skin in man, the dog, cat, and goat.—**Œdemagena equi**, Loiset. See *Hypoderma equi*, Joly.—**Œdemagena tarandi**, Latreille. See *Hypoderma tarandi*, Linné.—**Œsophagostoma columbianum**, Curtice. A worm producing a nodular disease of the intestines of sheep in the Southeastern United States.—**Œsophagostoma dentatum**, Rudolphi. Syn., *Œsophagostoma subulatum*, Molin.; *Sclerastoma dentatum*, *Strongylus dentatus*, Rudolphi. This is found in the small intestine, cecum, and colon of the domestic pig, the wild boar, and the white-lipped peccary (*Dicotyles* (*Noctophorus*) *labiatus*).—**Œsophagostoma inflatum**, Schneider, Railliet. Syn., *Strongylus inflectus*, Schneider. Found in the large intestine of domestic cattle.—**Œsophagostoma subulatum**, Molin. See *Œsophagostoma dentatum*, Rudolphi.—**Œsophagostoma venulosum**, Rudolphi. This is found in the goat, sheep, and roe-deer.—**Œstre du mouton**, Geoffroy. See *Œstrus ovis*, Linné.—**Œstrus ani equorum**, Linné. See *Gastrophilus hæmorrhoidalis*, Linné.—**Œstrus bengalensis**, var. *equi*, Macquart. See *Gastrophilus equi*, Fabricius.—**Œstrus bovis**, Fabricius, Linné (1761). See *Gastrophilus equi*, Fabricius.—**Œstrus bovis**, De Geer (1776). See *Hypoderma bovis*, De Geer.—**Œstrus cameli**, var. *pharyngobalus*, Steel. Camel-bot. A bot producing great irritation of the nasal cavities and pharynx of camels.—**Œstrus clarkii**, Leach. See *Gastrophilus nasalis* (Linné), Schiner.—**Œstrus cuniculi**, Clark (1897). See *Cuterebra cuniculi*, Clark (1815).—**Œstrus duodenalis**, Schwab. See *Gastrophilus nasalis* (Linné), Schiner.—**Œstrus elephantis**, Steel. See *Gastrophilus elephantis*, Cobbold.—**Œstrus equi**, Clark, Fabricius, Latreille, Olivier, Fallen, Macquart, Westwood, Joly. See *Gastrophilus equi*, Fabri-

cus.—**Œstrus equi**, var. *a nasalis*, Fabricius. See *Gastrophilus nasalis* (Linné), Schiner.—**Œstrus equi**, var.,  $\beta$  *hæmorrhoidalis*, Fabricius. See *Gastrophilus hæmorrhoidalis*, Linné.—**Œstrus ericetorum**, Leach. See *Hypoderma lineata* (Villers), Löw.—**Œstrus gastricus major**, *Œstrus gastricus vulgaris*, Schwab. See *Gastrophilus equi*, Fabricius.—**Œstrus guildingi**, Hope. See *Dermatobia noxialis*, Brauer.—**Œstrus hæmorrhoidalis**, var.  $\beta$  Clark. See *Hypoderma lineata* (Villers), Löw.—**Œstrus hæmorrhoidalis**, Gmelin, Schrank. See *Gastrophilus equi*, Fabricius, and *Gastrophilus hæmorrhoidalis*, Linné.—**Œstrus hominis**, Völkel. See *Hypoderma diana*, Brauer.—**Œstrus intestinalis**, DeGeer. See *Gastrophilus equi*, Fabricius.—**Œstrus lineatus** (Villers), Olivier. See *Hypoderma lineata* (Villers), Löw.—**Œstrus nasalis**, Linné. See *Gastrophilus nasalis* (Linné), Schiner.—**Œstrus nasalis ovinus**, Neumann. See *Œstrus ovis*, Linné.—**Œstrus ovinus**, Fischer. See *Œstrus ovis*, Linné.—**Œstrus ovis**, Linné (1760). Syn., *Mouche ou ver du nez des moutons*, Réaumur (1734); *Œstrus sinus frontalis*, Linné (1746); *Œstrus de moutons*, Geoffroy (1764); *Œstrus ovinus*, Fischer (1787); *Cephalomyia ovis*, Latreille (1825); Westwood (1840); Joly (1846); *Œstrus nasalis ovinus*, Neumann (1851); *Sheep Bot-fly*; *Sheep Gad-fly*; *Grub-in-the-head*. The larvæ are found in the nostrils and nasal and frontal sinuses of sheep.—**Œstrus rangiferinus**, Linné. See *Hypoderma tarandi*, Linné.—**Œstrus salutaris**, Macquart.—**Œstrus salutaris**, Clark. See *Gastrophilus nasalis* (Linné), Schiner.—**Œstrus tarandi**, Linné. See *Hypoderma tarandi*, Linné.—**Œstrus veterinus**, Clark. See *Gastrophilus nasalis* (Linné), Schiner.—**Ohrbohrer**; **Ohrwurm**, Ger. See *Forficula auricularia*.—**Ollulanus tricuspis**, Leuckart. This is found encapsuled in the muscles of the house-mouse (*Mus musculus*, Linné.) and in the walls of the stomach of domestic cats, wandering into the muscles, connective tissue, and diverse organs.—**Onchocerca reticulata**, Diesing. Syn., *Spiroptera cincinnata*, Zörn; *Filaria cincinnati*, Perroncito. Found in the muscles and coats of arteries in the horse.—**Oorworm**, Dan. See *Forficula auricularia*.—**Ophiostoma pontieri**, H. Cloquet (1822). See *Gordius tolosanus*, Dujardin (1842).—**Ophryoscolex inermis**, Stein (1858). A peritrichous vorticella-like infusorian found in the rumen and reticulum of various ruminants. The infusoria found in the viscera of sheep by Gruby and Delafond (1843) probably belonged to this genus.—**Ophryoscolex purkinjei**, Stein (1858). Endoparasitic within the first and second stomachs of sheep and cattle.—**Orentvist**, Dan. See *Forficula auricularia*.—**Ormask**, Sw. See *Forficula auricularia*, Linné.—**Ornithobius bucephalus**, Giebel, Piaget. Syn., *Pulex cygni*, Redi; *Pediculus cygni*, Linné; *Lipeurus cygni*, Giebel; *Ornithobius cygni*, Denny. The louse of the swan.—**Ornithobius cygni**, Denny. See *O. bucephalus*, Giebel.—**Ovuligera carpi**, Dupuytren. Syn., *Acephalocystis plana*, Lennec. A concretion found between the tendons and muscles and mistaken for an entozoön.—**Ox Breeze-fly**. See *Tabanus bovinus*, Linné.—**Ox Warble-fly** or **Ox Bot-fly**. See *Hypoderma bovis*, Latreille.—**Ox Gad-fly**. See *Tabanus bovinus*, Linné.—**Ox Warble**. See *Hypoderma lineata*, Villers.—**Oxyporus subterraneus**. A beetle, the larvæ of which is reported by Paykul as a facultative human parasite.—**Oxyuris ambigua**, Rudolphi. Syn., *Passalurus ambiguus*, Dujardin. This is found in the large intestine and cecum of the domestic rabbit and of the hare.—**Oxyuris appendiculata**, Leidy. Syn., *Anguillula appendiculata*, Leidy;



*Oxyuris blattæ orientalis*, Bütschli. This is found in the large and small intestine of the cockroach (*Periplaneta orientalis*, Linné).—*Oxyuris blattæ orientalis*, Bütschli. See *Oxyuris appendiculata*, Leidy.—*Oxyuris blatticola*, Galeb. Found in the cockroach (*Blatta germanica*, Fabricius).—*Oxyuris compar*, Leidy. This is found in the small intestine of the domestic cat. The female only is known.—*Oxyuris curvula*, Rudolphi. This is found in the intestine and cecum of the domestic ass, mule, and horse.—*Oxyuris diesingi*, Hammerschmidt. Syn., *Anguilula mucrura*, Diesing. This is found in the large and small intestine of the cockroach (*Periplaneta orientalis*, Linné).—*Oxyuris mastigodes*, Nitzsch. This is found in the intestine of the horse.—*Oxyuris obvetata*, Bremser. Found in the intestine of the house mouse (*Mus musculus*, Linné) and of the house rat (*Mus rattus*, Linné) and the brown rat (*Mus decumanus*, Pallas).—*Oxyuris semilanceolata*, Molin. See *Oxyuris tetraptera*, Nitzsch.—*Oxyuris tetraptera*, Nitzsch. Syn., *Oxyuris semilanceolata*, Molin. This is found in the large intestine of the house mouse (*Mus musculus*, Linné).—*Oxyuris vermicularis*, Bremser (1819), Chiaje, Dugès, etc. Syn., *Ascaris vermicularis*, Linné (1767), Müller, etc.; *Fusaria vermicularis*, Zeder (1800), *Madenwurm*; *Pfriemenschwanz*, *Springwurm*, *Aftermade*, Ger.; *maw worm*, *thread-worm*, *pin worm*, *seat worm*. This is found in the cecum and lower part of the ileum of man and, according to Zürn, occasionally in the dog. The feeding experiments of Cobb prove that no intermediate host is necessary for the development of this worm.—*Oxyuris vivipera*, Probstmayer and Perroncio. This is found in the cecum and intestine of the domestic ass; according to Railliet this is a *Rhabdonema*.—*Palisade-worm*. See *Sclerostoma armata*, Dujardin, or *Eustrongylus gigas*, Diesing.—*Pampas benchucha*. See *Conorhinus nigrovarius*.—*Pangonia neo-caledonica*, Mégnin. A gad-fly which is very troublesome in New Caledonia (l'île des Pines), said to have spread an epidemic of anthrax in cattle and men by its bite. To the genus *Pangonia* is said to belong the "seroot" or "zimb," which, according to Bruce and other African travelers, is so troublesome in Abyssinia; others refer this to *Glossina morsitans*, Westwood, *g. v.*—*Papilio* (Pieris) *brassica*. One of the cabbage butterflies, the larva of which is reported by Calderwood (Scotland) as a facultative parasite.—*Paramesium coli*, Malmsten (1857). See *Balanitidum coli*, Stein (1862).—*Passalurus ambiguous*, Dujardin. See *Oxyuris ambigua*, Rudolphi.—*Pediculus anatis*, Fabricius. See *Lipeurus squalidus*, Nitzsch.—*Pediculus anatis anseris*, Linné. See *Lipeurus jejunos*, Nitzsch.—*Pediculus anseris*, Sultzter. See *Trinoton conspurcatus*, Nitzsch.—*Pediculus bicolor*, Lucas. See *Hematopinus piliferus*, Burmeister.—*Pediculus bidentatus*, Scopoli. See *Goniocotes compar*, Nitzsch.—*Pediculus bovis*, Linné. See *Trichodectes scalaris*, Nitzsch.—*Pediculus canis*, O. Fabricius (?). See *Trichodectes latus*, Nitzsch.—*Pediculus canis familiaris*, Müller. See *Hematopinus piliferus*, Burmeister.—*Pediculus capitis*, Leach, Nitzsch. Syn., *Pediculus ordinarius*, Redi; *Pediculus cervicalis*, Leach; *Pediculus corporis humanus*, var. 1; Linné; *Head-louse*, *Common Louse*, *Pou humain de la tête*, De Geer; *Le pou ordinaire*, Geoffroy; *Pou de la tête*, Lamarck, Fr.; *Kopflaus*, Ger. This louse infests by preference the human head, but is frequently found on all parts of the body, and is thus confused with *Pediculus vestimenti*, Leach. According to Murray the colored races

have lice with corresponding colors. Those of the negroes of West Africa and Australia are nearly black, those of the Hindoos dark, those of the Hottentots orange, those of the Chinese and Japanese yellowish-brown, those of the Indians of the Andes dark-brown, those of the California Indian olive, those of the northern Indians, Esquimaux etc., pale. The lice from a negro turn light-colored when placed on the head of a white person. Any simple grease will destroy these parasites, a fact which perhaps explains the universal use of ointments and pomades by all savages and people of dirty habits.—*Pediculus caponis*, Linné. See *Lipeurus variabilis*, Nitzsch.—*Pediculus cervicalis*, Leach. See *Pediculus capitis*, Leach.—*Pediculus columbæ*, Linné. See *Lipeurus baculus*, Nitzsch.—*Pediculus corporis*. See *Pediculus capitis*, Leach.—*Pediculus cygni*, Linné. See *Ornithobius bucephalus*, Giebel.—*Pediculus denticulatus*, Nitzsch. See *Hematopinus spinulosus*.—*Pediculus equi*, Linné. See *Trichodectes pilosus*, Giebel.—*Pediculus eurysternus*, Nitzsch. See *Hematopinus eurysternus*, Stephens.—*Pediculus gallinæ*, Schrank, Linné. See *Menopon pallidum*, Nitzsch.—*Pediculus humanus*, var. 1, Linné. See *Pediculus capitis*, Leach.—*Pediculus humanus*, var. 2, Linné. See *Pediculus vestimenti*.—*Pediculus inguinalis*, Redi. See *Phthirus inguinalis*, Leach.—*Pediculus lyriocephalus*, Burmeister. See *Hematopinus lyriocephalus*, Burmeister.—*Pediculus macrocephalus*, Burmeister. See *Hematopinus macrocephalus*, Burmeister.—*Pediculus meleagris*, Schrank. See *Goniodes styliifer*, Nitzsch.—*Pediculus meleagridis*, Linné. See *Lipeurus polytrapezius*, Nitzsch.—*Pediculus ordinarius*, Redi. See *Pediculus capitis*.—*Pediculus ovis*, Linné. See *Trichodectes sphaerocephalus*, Nitzsch, Leach.—*Pediculus pavonis*, Linné. See *Goniodes falcicornis*, Nitzsch.—*Pediculus piliferus*, Burmeister. See *Hematopinus piliferus*, Burmeister.—*Pediculus porcelli*, Linné, Schrank. See *Gyropus gracilis*, Nitzsch.—*Pediculus pubis*, Linné. See *Phthirus inguinalis*, Leach.—*Pediculus spinulosus*, Burmeister. See *Hematopinus spinulosus*, Burmeister.—*Pediculus setosus*, Olfers. See *Trichodectes latus*, Nitzsch.—*Pediculus suis*, Linné. See *Hematopinus urius*, Nitzsch.—*Pediculus tabescentium*, Alt. See *Pediculus vestimenti*, Leach.—*Pediculus tenuirostris*, Burmeister. See *Hematopinus eurysternus*, Nitzsch, Burmeister.—*Pediculus vestimenti*, Leach (1864). Syn. *Pediculus humanus*, var. 2, Linné, *Pediculus humanus corporis*, De Geer. *P. tabescentium*, Alt (1824); *Clothes louse*, *Body louse*, *Kleiderlaus*, *Pou humain du corps*, De Geer; *Pou du corps*, Lamarck, *Pou des malades*. This is found on the hairless parts of the body, producing a marked irritation of the skin. The eggs are deposited in the folds of the clothing. These lice at times occur in vast numbers in localities where they were unknown before.—*Pediculus vituli*, Linné. See *Hematopinus eurysternus*, Nitzsch, Burmeister.—*Peepsa*. See *Simulium indicum*.—*Peitschenwurm*. See *Trichocephalus hominis*, Schrank.—*Pejunkt*. See *Dracunculus medinensis*, Cobbold.—*Pelodera axei*, Cobbold. This is found in the hoof of the horse.—*Pelodera pello*, Schneider (1866). See *Rhadiis pello*, Bütschli (1873).—*Pelodera setigera*, Bastian (1879). See *Rhadiis terri-cola*, Oerly.—*Pelodera tares*, Schneider (1866). See *Rhadiis terricola*, Dujardin.—*Penetrating Flea*. See *Sarcopsylla penetrans*, Westwood.—*Pentastoma coarctata*, Virey (1823). See *Tenia saginata*, Goeze.—*Pentastoma constricta*, von Siebold (1852), Leuckart. See *Linguatula constricta*, Küch-

enmeister. — *Pentastoma denticulatum*, Rudolphi (1819); *Pentastoma emarginatum*, Rudolphi (1819); *Pentastoma fera*, Creplin (1829). See *Linguatula rhinaria*, Railliet (1886). — *Pentastoma moniliforme*, Diesing, Mégnin refers without good cause, a worm found by Bochefontaine in a dog, to this species, which in the adult state is found in the lung and body-cavity of various serpents (*Python*, *Boa*, *Crotalus*), the crocodile and large lizards. — *Pentastoma serratum*, Fröhlich (1789); *Pentastoma settenii*, Diesing. — *Pentastoma tænioides*, Rudolphi (1819). See *Linguatula rhinaria*, Railliet (1886). — *Perce-oreille*, Fr. See *Forficula auricularia*, Linné. *Petit pou du bœuf*. See *Trichodectes scalaris*, Nitzsch. — *Petit pou du cheval*. See *Trichodectes equi*, Denny. — *Petit pou de la chèvre*. See *Trichodectes climax*, Nitzsch. — *Petit pou du chien*. See *Hæmatopinus piliferus*, Denny. — *Petit taon pluvial*. See *Hæmatopota pluvialis*, Meigen. — *Pferdeegel*. See *Hirudo sanguisuga*, Bergmann. — *Pfriemenschwanz*. See *Oxyuris vermicularis*, Bremser. — *Pharaoh's Worm*. See *Dracunculus medinensis*, Cobbold. — *Pharyngobolus africanus*. A bot found in the pharynx of the African elephant. — *Philopterus baculus*, Nitzsch. See *Lipeurus baculus*, Nitzsch. — *Philopterus compar*, Burmeister. See *Goniocotes compar*, Nitzsch. — *Philopterus dissimilis*, Nitzsch, Verrill. See *Goniodes dissimilis*, Nitzsch, Piaget. — *Philopterus heterographus*, Nitzsch, Verrill. See *Lipeurus heterographus*, Nitzsch, Denny. — *Philopterus polytrapezius*, Nitzsch, Verrill. See *Lipeurus polytrapezius*, Nitzsch. — *Philopterus variabilis* (Nitzsch), Verrill. See *Lipeurus variabilis*, Nitzsch. — *Phryganea grandis*. A case is reported by Church (England) of the larva of this lepidopterous insect acting as a facultative parasite in man. — *Phthirius inguinalis*, Denny. Syn., *ἀγριος*, Aristotle; *Pediculus inguinalis*, Redi (1668); *Pediculus pubis*, Linné; *Phthirius pubis*, Leach; *Pou de pubis*, Latreille, Lamarck; *Le morpion*, Geoffroy; *Fitzlaus*, Schamlaus, *Crab-louse*. This infests the pubic region of unclean persons, occasionally spreading over other parts of the body, eyebrows, beard, breast, axilla, etc. — *Phthirius pubis*, Küchenmeister. See *Phthirius inguinalis*. — *Physaloptera truncata*, Schneider; found in the proventriculus of the domestic fowl. — *Piccolo tafano pluviale*. See *Hæmatopota pluvialis*, Meigen. — *Picobia bipunctata*, A. Heller; *Picobia neeri*, G. Haller; *Picobia pectinata*, A. Heller; *Picobia uncinata*, Heller. Acaridans found in the quill of the feathers of poultry, guinea-fowls, pigeons, peacocks, and other birds. — *Pigeon-louse*. See *Pulex avium*, Taschenberg. — *Pigeon-louse*. See *Lipeurus baculus*, Nitzsch, *Nirmus claviformis*, Denny, *Goniocotes compar*, Nitzsch. — *Piguris reticulata*, Schlotthauber. This is found in the intestine and cecum of the mule and horse; Neumann doubts its authenticity. — *Pincer Ixode*. See *Ixodes chelifera*, Mégnin. — *Pinworm*. See *Oxyuris vermicularis*, Bremser. — *Pique*. See *Sarcopsylla penetrans*, Westwood. — *Plagiotoma coli*, Claparede and Lachmann (1858). See *Balantidium coli*, Stein (1862). — *Πλατῆα ἐλάνης*, Hippocrates. See *Tenia solium*, Linné. — *Planaria latiuscula*, Goeze. See *Distoma lanceo-*



PHTHIRIUS INGUINALIS, Denny.

*latum*, Mehlis. — *Plasmodium malarie*. See *Parititus malarie*. — *Pleurocercoides bailleti*, Railliet. See *Cysticercus bailleti*, Railliet. — *Poderus elongatus*. A beetle, the larva of which is reported as a facultative parasite by Paykull. — *Polimitus malarie* (Laveran), Danilewsky (1886). Syn., *Bodies of Laveran*; *Corps spherique aux filaments mobile* (Laveran, 1884); *Corpuscles of Laveran*; *Cytemeba*; *Cytosporozoön malarie*, Danilewsky; *Cytozoön malarie*; *Filaments mobile de la malarie*; *Hæmamæba immaculata*; *Hæmamæba malarie*; *Hæmaniæba præcox*; *Hæmamæba vivax*, Grassi and Feletti; *Hæmatomonas malarie*, Osler; *Hæmatophyllum malarie*, Metchnikoff (1887); *Hæmatozoa of Laveran*, Grassi and Felletti; *Hæmatozoaires du paludism* (Laveran, 1884); *Hæmocytosoön* (Danilewsky); *Hæmogrægarina avium* (Danilewsky); *Hæmoplasmodium malarie*, Marchiafava and Celli (1885); *Laverania malarie*, Golgi; *Plasmodium malarie*; *Pseudovacuolen*; *Pseudospirilla malarie* (Danilewsky); *Pseudovermiculi malarie*, Marchiafava and Celli, a species of sporozoön (hæmatozoön or hæmocytosoön); occurring as hyaline amœboid bodies in the blood of malarial patients and healthy birds. Morphologically these bodies resemble certain protists (*Polymastix bütschli* and *Multicella marina*). — *Polycephalus echinococcus*, Zeder, Tschudi. See *Echinococcus polymorphus*. — *Polycephalus granulatus*, Zeder, Cloquet. See *Echinococcus polymorphus*, Diesing. — *Polycephalus hominis*, Goeze, Jördens. See *Echinococcus polymorphus*, Diesing. — *Polycephalus humanus*, Zeder. See *Echinococcus polymorphus*, Diesing. — *Polystoma denticulatum*, Rudolphi (1810). See *Linguatula rhinaria*, Railliet (1886). — *Polystoma pinguicola*, Zeder. See *Hexathyridium pinguicola*, Treutler. — *Polystoma sanguicola*, Delle Chiaje, Frick. See *Hexathyridium venarum*, Treutler. — *Polystoma serrata*, Zeder. — *Polystoma tænioides*, Rudolphi (1810). See *Linguatula rhinaria*, Railliet (1886). — *Polystoma venarum*, Zeder. See *Hexathyridium venarum*, Treutler. — *Pou de la tête*. See *Pediculus capitis*, Leach. — *Pou de pubis*. See *Phthirius inguinalis*, Leach. — *Pou des malades*. See *Pediculus vestimenti*, Leach. — *Pou du chat*. See *Trichodectes subrostratis*, Nitzsch. — *Pou du corps*. See *Pediculus vestimenti*, Leach. — *Pou du porc*. See *Hæmatopinus suis*, Denny. — *Pou humain de la tête*, De Geer. See *Pediculus capitis*, Leach. — *Pou humain du corps*, De Geer. See *Pediculus vestimenti*, Leach. — *Pou ordinaire*. See *Pediculus capitis*, Leach. — *Prionoderma lanceolatum*, Cuvier (1817); *Prionoderma rhinarium*, Rudolphi. See *Linguatula rhinaria*, Railliet, (1886). — *Protomyxomycetes coprinarius*, Cunningham (1880). See *Monocercomonas hominis*, Grassi (1882). — *Pseudalius ovis pulmonalis*, Koch. See *Nematoideum ovis pulmonale*, Diesing. — *Pseudalius ovis pulmonalis*, A. Koch. See *Strongylus rufescens*, Leuckart. — *Pseudalius pubis*, Davaine. See *Trichina spiralis*, Owen. — *Pseudalius trichina*, Davaine (1862). See *Trichina spiralis*, Owen (1835). — *Pseudo-rhabditis stercoralis*, Peroncio. See *Rhabdonema intestinale*, R. Blanchard. — *Pseudospirilla malarie*, Danilewsky; *Pseudovermiculi malarie*. See *Polimitus malarie* (Laveran), Danilewsky. — *Psoroptes auricularis canis*, Sewell. See *Symbiotes auriculium*, var. *canis*, Bendz. — *Psoroptes communis*, var. *bovis*, *capræ*, *cuniculi*, *equi*, *ovis*, Fürstenberg. Syn., *Psoroptes longirostris*, Mégnin; *Psoropte à long bec*, *Acarus du cheval*, Gohier; *Sarcoptes equi*, P. Gervais; *Dermatodectes equi*, Gerlach; *Dermatodectes communis*, Bourguignon and Delafond; *Dermatodectes communis*, Fürstenberg;



*Saugkrätzmilbe der Haustiere, Gemeine Raudemilbe, Mange-mite, Scab-mite, Scab-insect, Common Scab.* The cause of a special form of mange in the horse, ox, buffalo, sheep, goat, and rabbit.—*Psoroptes longirostris*, Mègnin. See *Psoroptes communis*, Fürstenberg.—*Psorosperma crouposum*, Rivolti. See *Coccidium oviforme*, Leuckart.—*Psorospermies des Insects*, Balbiani. See *Microsporidia*.—*Pterolichus uncinatus*, Mègnin. Found on fowls.—*Pterophagus strictus*, Mègnin. An acaridan found on the pigeon.—*Puce chique*. See *Sarcopsylla penetrans*, Westwood.—*Puce de l'homme*. See *Pulex irritans*, Gervais.—*Puce de rats*. See *Pulex murinus*, Mègnin.—*Puce de souris*. See *Pulex musculi*, Mègnin.—*Puce des pigeons*. See *Pulex avium*, Taschenberg.—*Puce du chat, Puce du chien*. See *Pulex serraticeps*, Gervais.—*Puce pénétrante*. See *Sarcopsylla penetrans*, Westwood.—*Pulex anseris*, Redi. See *Lipeurus jejunus*, Nitzsch.—*Pulex ater*, Linné. See *Pulex irritans*, Linné.—*Pulex avium*, Taschenberg. Syn., *Pulex columbæ*, Gervais, Denny; *Pulex gallinæ*, Schrank; *Ceratopsyllus gallinæ*, Bouché; *Ceratopsyllus avium*, Taschenberg; *Vogelfloh, Puce des pigeons, Bird-flea, Hen-flea*.—*Pulex canis*, Curtis. See *Pulex serraticeps*, Gervais.—*Pulex capi*, Redi. See *Menopon pallidum*, Piaget.—*Pulex columbæ*, Denny, Gervais. See *Pulex avium*, Taschenberg.—*Pulex columbæ majoris*, Redi. See *Lipeurus baculus*, Nitzsch.—*Pulex cygni*, Redi. See *Ornithobius bucephalus*, Giebel.—*Pulex felis*, Bouché. See *Pulex serraticeps*, Gervais.—*Pulex gonioccephalus*, Taschenberg. The flea proper of hares and rabbits.—*Pulex hominis*, Dugès. See *Pulex irritans*, Linné.—*Pulex irritans*, Linné (1758). Syn., *Pulex ater*, Linné (1746); *Pulex vulgaris*, De Geer (1778); *Pulex hominis* (1832); *Human Flea, Puce de l'homme, Gemeiner Floh, Menschenfloh*. This species, common on man, may be conveyed to dogs and cats and rabbits.—*Pulex minimus cutem penetrans*, Catesby. See *Sarcopsylla penetrans*, Westwood.—*Pulex minutissimus nigricans*, Barrère. See *Sarcopsylla penetrans*, Westwood.—*Pulex murinus*, Mègnin. Syn., *Rat-flea, Puce de rats*. A very small species found on rats.—*Pulex musculi*, Mègnin. Syn., *Mouse-flea, Puce de souris*. A minute form found on mice, but not transmitted to dogs and cats.—*Pulex pavonis*, Redi. See *Goniodes falcicornis*, Nitzsch.—*Pulex penetrans*, Linné. See *Sarcopsylla penetrans*, Westwood.—*Pulex serraticeps*, Gervais. Syn., *Pulex cati*, Mègnin; *Pulex felis*, Künckel, Bouché; *Pulex canis*, Curtis; *Ceratopsyllus canis*, Dugès; *Ceratopsyllus serraticeps*, Gervais; *Dog-flea, Hundefloh, Puce du chien, Puce de chat, Cat-flea*. This flea abounds on dogs, is less frequent on cats and is transmissible to man, but is not usually troublesome to him; it is occasionally found on rabbits. It acts as the intermediate host for *Tenia canina*, Linné. Verrill and others hold the cat-flea and dog-flea to be different species, the posterior tarsi of the latter having the fifth joint longer than the second, while in the cat-flea the second joint is longer than the fifth.—*Pulex vulgaris*, De Geer. See *Pulex irritans*, Linné.—*Pyrellia cadaverina*, Robin. See *Musca cadaverina*, Linné.—*Rain Breeze-fly*. See *Hamatopota pluvialis*, Meigen.—*Rainey's Bodies, Rainey's Tubes, Rainey's-*

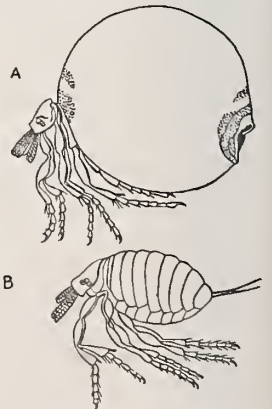


Larva of the flea  
(*Pulex irritans*,  
Linné).

*sche Körperchen*. See *Sarcocystis miescheri*, Ray Lankester.—*Rasenbremsfliege*. See *Gastrophilus nasalis* (Linné), Schiner.—*Rat-flea*. See *Pulex murinus*, Mègnin.—*Red Flea, Red Harvest-mite, Red Mite*. See *Tetranychus autumnalis*, Shaw.—*Red-tailed Bot-fly*. See *Gastrophilus hemorrhoidalis*, Leach.—*Red-tailed Horse-bot*. See *Gastrophilus hemorrhoidalis*, Linné.—*Reduvius amoenus*. This is found in Borneo.—*Reduvius cruentus*, an Indian species.—*Reduvius personatus*, L. Kothwanze. A common fly-bug in houses throughout Europe, rarely in the open; appears at night to suck the juices of bed-bugs, spiders, flies, moths, etc. Cobbold cites it with the other species as a human parasite.—*Reduvius pungens*, Le Conte. Frequently found in the Eastern United States, about bed-rooms, living upon bed-bugs and other insects.—*Reduvius serratus*, a predaceous bug of India. The bugs of the genus *Reduvius* although included by Blanchard and others among those occasionally attacking man, are on the whole useful. The young stages of these insects cover themselves over with dust, and thus concealed, lurk in dark places for the insects upon which they ordinarily prey.—*Red Worm of Game-keepers*. See *Syngamus trachealis*, von Siebold.—*Rhabditis cornwalli*, Cobbold. See *Rhabditis terricola*, Oerley.—*Rhabditis genitalis*, Scheiber. See *Rhabditis pello*, Bütschli.—*Rhabditis intestinalis*. See *Rhabdonema intestinale*, R. Blanchard.—*Rhabditis niellyi*, R. Blanchard (1888). Syn., *Anguillula leptodera*, Nielly (1882); *Leptodera niellyi*, R. Blanchard (1885); *Filaria niellyi*, Moniez. It is found in the skin of man, producing a dermatitis occurring in discrete and confluent papules and vesico-papules, covering the arms, forearms, backs of the hands, and dorsal surface of the fingers. The eruption also involves the thighs. From the papules the parasite can easily be expressed. The disease resembles very strongly the African affection termed "Craw-craw."—*Rhabditis pello*, Bütschli (1873). Syn., *Pelodera pello*, Schneider (1866); *Rhabditis genitalis*, Scheiber (1880). This was found in the urine of a woman. The history of this case points to the parasite having lived in the vagina rather than in the urinary passages proper.—*Rhabditis stercoralis* (Normand), Bavay. See *Rhabdonema intestinale*, R. Blanchard.—*Rhabditis teres*, Perez. See *Rhabditis terricola*, Dujardin.—*Rhabditis terricola*, Dujardin (1845), Oerley (1881). Syn., *Pelodera teres*, Schneider (1866); *Rhabditis teres*, Perez (1866); *Pelodera setigera*, Bastian (1879); *Rhabditis cornwalli*, Cobbold (1879). This is common in garden earth throughout Europe. Found in the body of a boy who died from an epidemic disease on board the British reformatory school ship "Cornwall" in 1879, producing a trichinosis-scare.—*Rhabdonema intestinale*, R. Blanchard (1885). Syn., *Anguillula stercoralis*, Bavay (1877), Normand; *Anguillula intestinalis*, Bavay (1877), Grassi; *Leptodera stercoralis*, Cobbold, (1879); *Pseudo-rhabditis stercoralis*, Perroncito (1881); *Rhabditis stercoralis*, *Rhabditis intestinalis*, *Rhabdonema strongyloides*, Leuckart (1883); *Strongyloides intestinalis*, Grassi (1883); *Rhabditis strongyloides*, Grassi. Found in the human intestine in cases of catarrhal gastro-enteritis. It is said to determine the Cochinchina diarrhea, both of men and of fowls. Grassi first demonstrated that *Anguillula stercoralis* was but the free state, and *Anguillula intestinalis* the parasitic stage, of the same worm.—*Rhabdonema longum*, Grassi and Segrè. Syn., *Rhabdonema suis*, Lutz.—*Rhabdonema strongyloides*, Leuckart. See *Rhabdonema intestinale*, R. Blanchard.—*Rhabdone-*

ma suis, Lutz. See *Rhabdonema longum*, Grassi and Segrè.—*Rhophalocephalus carcinomatosus*, Korotneff (1893). Found in carcinomatous growths. It is referred to a group of organisms intermediate between the monocystic *Gregarina* (*Monocystidae*) and the *Coccidia* (*Coccididae*). It shows close relationship to *Ophryocystis bütschlii*, Schneider (1884). Korotneff summarizes his observations as follows: 1. "Carcinoma is malignant only in case of the presence of *Rhophalocephalus* within it." 2. *Rhophalocephalus* belongs by nature to the *Sporozoa*, and consists of two stages of development: *Ameba* and *Coccidium*. 3. The respective conditions of these two stages of development are shown by the two kinds of larva, the *zoöid* (*zoöite*) which has no enclosing envelopment (*Hülle*), and the *sporozoöid* (*sporozoöite*), which has an envelop. 4. The *zoöid*, as also the *sporozoöid*, can be either a coccidium or an ameba, with this difference, however, that in a coccidium we usually find only one larva (*zoöid* or *sporozoöid*), while in the ameba we may find many larvae together, and of both kinds. 5. The *zoöid* forms a coccidium by encapsulation, but the *sporozoöid* changes into an ameba when it loses its envelop. 6. The *zoöid*, under favorable conditions of nourishment, can enlarge considerably, and assume a gregarina-like form. 7. The disappearance of the nucleus before or at the time of the formation of the larva (multiplication) either in the case of the ameba or coccidium, is a constant occurrence. 8. A regular succession of the stages of development (ameba and coccidium) does not occur in *Rhophalocephalus*; it is entirely accidental. 9. The coccidia, as well as the larvae, are entirely passive, and are driven here and there in the organism, while the amebæ move about actively. 10. Before the larva is formed within the ameba, the latter becomes encapsulated and degenerates proportionately to the formation of the larva, a circumstance which corresponds with the penetration of the leukocytes into the interior of the cysts. 11. Leukocytes are necrophages which have nothing to do with living parasites; their rôle is not beneficial but pernicious, as they form in great numbers around the parasites and change into corpuscles. 12. The *zoöid* and coccidium are *intra-cellular* parasites, while the *sporozoöid* and ameba are *ecto-cellular* or *inter-cellular* parasites. 13. After a *zoöid* has penetrated into a cancer-cell, it may undergo division and form the nucleus (*Bildungszentrum*) of a cancer-pearl (*Krebsperle*). 14. The pearls form a necrotic area, which opening outward takes on the character of an abscess."—*Rhynchoprion columbæ*, Hermann. See *Argas reflexus*, Latreille.—*Rhynchoprion penetrans*, Owen. See *Sarcopsylla penetrans*, Westwood.—*Ricinus canis*, De Geer. See *Trichodectes latus*, Nitzsch.—*Ricinus caninus*, Ray. See *Ixodes ricinus*, Linné.—*Ricinus gallinæ*, De Geer. See *Goniocotes hologaster*, Nitzsch.—*Rischta*, Rees. See *Dracunculus medinensis*, Cobbold.—*Rouget*, Le. See *Tetranychus autumnalis*, Shaw.—*Rustic Breeze-fly*. See *Tabanus rusticus*, Fabricius.—*Sand-flea*, Sandfloh. See *Sarcopsylla penetrans*, Westwood.—*Sagittula hominis*, Lamarck, Chiaje, Diesing. Syn., *Animal Bipede*, Bastiani. According to de Blainville and von Siebold, this is a fragment of the Y-shaped first branchial arch of some bird which was passed with the feces.—*Sangsue-Dragon*. See *Hirudo troctina*, Johnson.—*Sangsue du cheval*. See *Hirudo sanguisuga*, Bergmann.—*Sangsue grise*. See *Hirudo medicinalis*, Ray.—*Sangsue medicinale*. See *Hirudo medicinalis*, Ray.—*Sangsue noire*. See *Hirudo obscura*.—*Sangsue vert*. See *Hirudo medicinalis*, Ray.—*Sanguisuga interrupta*, Moquin-Tandon. See

*Hirudo troctina*, Johnson.—*Sanguisuga javanica*, Wahlberg. See *Hirudo javanica*, Wahlberg.—*Sanguisuga medicinalis*, Savigny. See *Hirudo medicinalis*, Ray.—*Sanguisuga officinalis*, Savigny; See *Hirudo medicinalis*, Ray.—*Sanguisuga tagalla*, Meyen. See *Haemadipsa ceylonica*.—*Sarcocystis hirsuta*, Moulé. See *Sarcocystis tenella*, Railliet.—*Sarcocystis miescheri*, Ray Lankester (1882). Syn., *Synchytrium miescherianum*, Kühn (1865), Zopf; *Corpuscles of Rainey*; *Rainey's Bodies*; *Rainey's Corpuscles*; *Rainey's Tubes*; *Utricles of Miescher*; *Miescher's Tubes*; *Tube-spore spherique*. Sausage-like psorosperm tubes or saccules occasionally found in immense numbers in the muscles of pigs, cattle, sheep, mice and fowls, but never in man.—*Sarcocystis tenella*, Railliet. Syn., *Sarcocystis hirsuta*, Moulé. The cause of psorosis in the muscles of the sheep (Huet, Moulé, von Hessel, Cobbold, Sticker, Brusafeno, Krause), the goat (Pagenstecher, Moulé), the ox (von Hessel, Cobbold, Perronico, Krause, Manz, Beale, Moulé), and the horse (Siedamgrotzky, Schulze, Pütz, Moulé).—*Sarcophaga carnaria*, Meigen. Syn., *Gray Carnivorous Fly*; *Mouche carnassiere*, Fr.; *Graue Fleischfliege*, Ger. Common in Europe in summer and autumn; very rarely deposits its eggs and larvae in wounds.—*Sarcophaga magnifica*, Schiner, (1862). Syn., *Sarcophaga (Sarcophila) wohlfarti*, Portschinsky (1875); *Sarcophaga ruralis*, Meigen; *Sarcophila meigeni*, Portschinsky; *The Magnificent Sarcophagus*. A fly common to Europe and Russia, rural in habit, never entering houses; found especially about the flowers of *Eryngium*. The larvae occur in wounds and folds of the skin of cattle, horses, sheep, dogs, and domestic birds, especially geese. They are especially abundant where collections of sebaceous matter exist, as in the lacunæ of the fourchet of a horse's foot, the cavity of the sheath, or the folds of the pastern, where they produce ulceration. They are especially abundant in the districts of Mohilew, Orscha, and Gorki. Mégnin holds that the majority of cases of myiasis in Europe are due to this fly.—*Sarcophaga ruralis*, Meigen. See *Sarcophaga magnifica*, Schiner.—*Sarcophaga wohlfarti*, Portschinsky. Syn., *Sarcophaga magnifica*, Schiner.—*Sarcophila meigeni*, Portschinsky. See *Sarcophaga magnifica*, Schiner.—*Sarcophila wohlfarti*, Portschinsky. See *Sarcophaga magnifica*, Schiner.—*Sarcopsylla gallinacea*, Westwood. The chigoe of fowls. Found on domestic fowls in Ceylon by Morely and by Green at Colombo.—*Sarcopsylla penetrans*, Westwood (1840). Syn., *Pulex minimus cutem penetrans*, Catesby (1743); *Pulex minutus simus nigricans*, Barrère (1743); *Acarus fuscus sub cutem nidulans*, P. Brown (1756); *Pulex penetrans*, Linné (1758); *Rhynchoprion penetrans*, Oken (1815); *Sarcopsylla canis*, Westwood (1840); *Dermatophilus penetrans*, Guérin-Méneville; *Chigo*, *Chigoe*, *Chique*, *Chigga*, *Chigger*, *Chiggre*, *Jigger*, *Sandflea*, *Sandfloh*, *Puce penetrante*, *Puce-chique*, *Pique*, *Tique*, *Ton*, *Nigua*, *Bichotunga*,

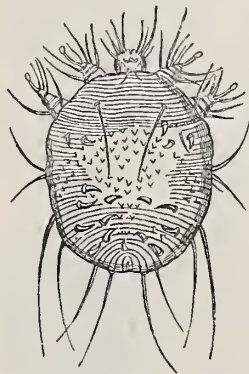


SARCOPSYLLA PENETRANS, Westwood; A, female; B, male. (After Leuckart.)



*Penetrating Flea, Burrowing Flea.* A variety of flea found in Brazil, Guiana, Mexico, West Indies, and recently (1872) introduced into Africa, Congo, Gaboon, from Brazil. It lives in woods, on plants, dry herbage and sand, and attacks man, sheep, goats, cattle, horses, mules, asses, dogs, and especially pigs. Its attacks show preference for the feet, causing gangrenous wounds, arthritis, necrosis, fistulæ, loss of phalanges. Among animals the ears are frequently attacked. Immediate extraction, care being taken not to injure the parasites for fear of perforating the ovigerous sac and allowing the eggs to escape in the wound, is recommended; also applications of grease. In the western United States, the harvest-mite (*Leptus autumnalis*) has been confused with this parasite and called chigger.—*Sarcoptes auricularum*, Lucas and Nicolet. See *Symbiotes auricularium*, var. *canis*, Bendz.—*Sarcoptes canis*, Gerlach. See *Sarcoptes scabiei*, var. *suis*, Mègnin; also var. *canis*, Railliet.—*Sarcoptes cati*, Hering (1838). See *Sarcoptes notædres*.—*Sarcoptes crustosæ*, Fürstenberg. See *Sarcoptes scabiei*, var. *lupi*, Mègnin.—*Sarcoptes cuniculi*, Gerlach. See *Sarcoptes notædres*, Delafond and Bourguignon.—*Sarcoptes cynotis*, Hering. See *Symbiotes auricularium*, var. *canis*, var. *cati*, Neumann.—*Sarcoptes cysticola*, Vizioli. See *Symplectotes cysticola*, Railliet.—*Sarcoptes dromedarii*, P. Gervais. See *Sarcoptes scabiei*, var. *cameli*, Mègnin.—*Sarcoptes gerlachi*, Rivolta. See *Cytodites nudus*, Vizioli.—*Sarcoptes hippodoss*, Hering (1838). See *Glyciophagus cursor*, P. Gervais.—*Sarcoptes hominis*, Raspail. See *Sarcoptes scabiei*, var. *hominis*, Mègnin.—*Sarcoptes lævis*, var. *columbæ*, Railliet (1855). Found by Railliet and Cadiot at the base of the feathers on pigeons.—*Sarcoptes lævis*, var. *gallinæ*, Railliet (1886). Found on fowls.—*Sarcoptes minor*, Fürstenberg; *Sarcoptes minor*, var. *cati*, var. *cuniculi*, Fürstenberg. See *Sarcoptes notædres*, Delafond and Bourguignon.—*Sarcoptes mutans*, Robin. Syn., *Kremidokoptes viviparus*, Fürstenberg. The cause of the leg scabies of fowls. Reynald and Lanquetin regard it as transmissible to man.—*Sarcoptes nidulans*, Nitzsch. See *Harpirhynchus nidulans*, Mègnin.—*Sarcoptes notædres*, Delafond and Bourguignon (1857). Syn., *Sarcoptes cati*, Hering (1838); *Sarcoptes cuniculi*, Gerlach (1857); *Sarcoptes minor*, var. *cati*, var. *cuniculi*, Fürstenberg (1861); *Dermatophagus cuniculi*, Zürn (1872). Found on the head of the cat and rabbit by Surmulot and Coati.—*Sarcoptes scabiei*, var. *cameli*, Mègnin (1877). Syn., *Sarcoptes dromedarii*, P. Gervais (1841). The cause of the mange of the camel, llama, giraffe, and certain antelopes. According to Palgrave, Bèranger, Féraud, and Carpot, this form is transmissible to man and constitutes that form of acarasis of the Senegal negroes called *larbisch*.—*Sarcoptes scabiei*, var. *canis*, Railliet, Cadiot, Neumann. Found on mangy dogs; distinct from the varieties *suis* and *lupi*, which are at times found on the dog.—*Sarcoptes scabiei*, var. *capræ*, Mègnin (1877). Syn., *Sarcoptes capræ*, Fürstenberg (1861), Roloff; *Sarcoptes scabiei*, var. *ovis*, de Geer; *Sarcoptes squamiferus ovis*, Gerlach. *The Head-scab of Sheep*. Found on the sheep, goat, moufflon, gazelle, etc. According to Walbraff, transmissible to man and domestic animals.—*Sarcoptes scabiei*, var. *cati*, Hering and Fürstenberg, or *cuniculi*. See *Sarcoptes notædres*, Delafond and Bourguignon.—*Sarcoptes scabiei communis*, Latreille. See *Sarcoptes scabiei*, var. *hominis*, Mègnin.—*Sarcoptes scabiei*, var. *equi*, Mègnin (1877). Syn., *Sarcoptes equi*, Gerlach (1857). Found on the various species of the horse tribe; transmissible to man according to experiments of Géraud and Gerlach.—

*Sarcoptes scabiei*, var. *hominis*, Mègnin (1877). Syn., *Acarus scabiei*, Linné (1748), De Geer; *Acarus exulcerans*, Linné ex Nyander (1757); *Acarus psoricus*, Pallas (1760); *Acarus humanus subcutaneus*, Linné ex Avelin (1761); *Acarus siro* (1761); *Acarus siro*, var. *scabiei*, Fabricius (1775); *Sarcoptes scabiei*,



SARCOPTES SCABIEI, var. HOMINIS, Mègnin. (After Leuckart.)



Crust of SCABIES NORWEGICA with the mites (SARCOPTES SCABIEI, var. LUPI, Mègnin) their borings, eggs and excreta. (After Leuckart.)

Latreille (1806); *Acarus brachypus*, Olfers (1816); *Sarcoptes exulcerans*, Nitzsch (1818); *Sarcoptes galei*, Owen (1853); *Sarcoptes hominis*, Raspail; *Cheyletus scabiei*, Cloquet (1855); *Sarcoptes communis*, Delafond and Bourguignon (1857). The smallest variety of a form common to man and many mammals.—*Sarcoptes scabiei*, var. *lupi*, Mègnin (1877). Syn., *Acarus elephantiacus*, Dubini (1850). *Sarcoptes scabiei crustosæ*, Fürstenberg (1861). Found on mangy wolves; most common in Norway; transmissible to man and dogs, causing a crusty form of scabies known as Norwegian itch, *Scabies crustosa*, or *Scabies norvegica*. A case has recently been reported from America by Hessler.—*Sarcoptes scabiei*, var. *ovis*, de Geer. See *Sarcoptes scabiei*, var. *capræ*, Mègnin (1877).—*Sarcoptes scabiei*, var. *suis*, Mègnin (1877). Syn., *Sarcoptes suis*, Gerlach (1857); *Sarcoptes canis*, Gerlach (1857); *Sarcoptes squamiferus*, Fürstenberg (1861). The sarcopt of the pig.—*Sarcoptes squamiferus*, Fürstenberg. See *Sarcoptes scabiei*, var. *capræ*, Mègnin, and *Sarcoptes scabiei*, var. *suis*, Mègnin.—*Sarcoptes suis*, Gerlach. See *Sarcoptes scabiei*, var. *suis*, Mègnin.—*Saugkrätzmilbe der Haustiere*. See *Psoroptes communis*, Fürstenberg.—*Saumzecke*. See *Argas reflexus*.—*Scab-insect*, *Scab-mite*. See under genera *Chorioptes*, *Demodex*, *Psoroptes*, *Sarcoptes*, *Symbiotes*.—*Scatella wimaria*, Robineau-Desvoidy. See *Trichomyza fusca*, Macquart.—*Schaff Haarling*. See *Trichodectes sphaerocephalus*, Nitzsch.—*Schamlaus*. See *Phthirus inguinalis*, Leach.—*Schistoma*, Weinland. See *Gynacophorus hamatobius*.—*Schmeissfliege*. See *Calliphora vomitoria*, Robineau-Desvoidy.—*Sclerostoma armata*, Dujardin, Molin. Syn., *Crinons*, Chabert (1782); *Strongylus equinus*, Müller, Goeze, Gmelin; *Strongylus armatus*, Rudolphi, Bremser, Westrum, Schmalz, Leblond, Gurlt; *Sclerostoma equinum*, Blainville; *Sclerostoma armatum aneurismaticum*, Rayer, Diesing; *Strongylus armatus minor*, Rayer; *Palisade-worm*. *The Armed Strongyl*. This is found in the adult state in the cecum and colon and the visceral arteries of the horse, ass, mule, and hemione; very common. The larval condition of this worm is passed in water or damp earth, after which development takes place not in the intestine of the host, but in the mesenteric arteries, giving rise to

aneurysmal dilatations, in which the larvæ remain for a time, finally making their way into the large intestine of the host, where they become sexually mature. Hayem found parasites in the trachea of ducks which he assigned to this species. They more likely belong to *Syngamus bronchialis*, Mühleg.—**Sclerostoma clathratum**, Baird. See *Strongylus clathratus* (Baird), Cobbold.—**Sclerostoma dentatum**. See *Esophagostoma dentatum*, Rudolphi.—**Sclerostoma duodenale**, Cobbold. See *Dochmius duodenalis*, Leuckart.—**Sclerostoma equinum**, Blainville. See *Sclerostoma armata*, Dujardin.—**Sclerostoma hypostoma**, Dujardin. Syn., *Strongylus hypostomus*, Rudolphi, Bremser, Creplin, Diesing. Common in the large intestine of the sheep and goat. Probably ingested, in the water drunk, as embryos. Dujardin includes here the *Strongylus ammonis*, Rudolphi.—**Sclerostoma pinguicula**, Verrill. See *Stephanurus dentatus*, Diesing.—**Sclerostoma quadridentatum**, Dujardin. See *Sclerostoma tetracantha*, Diesing.—**Sclerostoma sipunculiforme**, Baird, Cobbold. Found in the large intestine of the Indian elephant.—**Sclerostoma struthionis**, Horst. Found in the cecum and intestine of the ostrich.—**Sclerostoma syngamus**, Diesing. See *Syngamus trachealis*, Siebold.—**Sclerostoma tetracantha**, Diesing (1851). Syn., *Proles strongyli armati*, Rudolphi (1808); *Strongylus tetracanthus*, Mehlis (1831); *Sclerostoma quadridentatum*, Dujardin (1845); *Nematodeum equi caballi*, Diesing (1851); *Cyathostomum tetracanthum*, Molin (1860); *Trichonema arcuata*, Cobbold (1874-5). Found between the mucous membrane of the cecum and colon of the various members of the horse-tribe, producing tumors, hemorrhagic enteritis, and sometimes fatal colic. **Sclerostoma tracheale**, Diesing. See *Syngamus trachealis*, von Siebold.—**Scolex decipiens**, Diesing. See *Cysticercus tenia microstoma*, Dujardin.—**Screw-worm**. See *Lucilia macellaria*, Robineau-Desvoidy.—**Scrub-tick**, a formidable acarine parasite of horses, dogs, and man in the scrub of Australia. Species unidentified.—**Seat-worm**. See *Oxyuris vermicularis*, Bremser.—**Senegal'scher Blutegel**. See *Hirudo myosmelas*.—**Senegal Tick**. See *Ixodes algeriensis*, Mégnin.—**Seroot**. See *Pangonia*.—**Serpent des rognons des loups**, Jean de Clamoyan (1570). See *Eustrongylus gigas*, Diesing (1851).—**Seta**, Aldrovandi (1605). See *Gordius aquaticus*, Dujardin (1842).—**Sheep Bot-fly**. See *Cestrus ovis*, Linné.—**Sheep-bug**. See *Argas tholozani*, Laboulbène and Mégnin.—**Sheep-tick**. See *Melophagus ovinus*, Latreille.—**Short-nosed Louse**. See *Hematopinus eurysternus*, Burmeister.—**Simondsia paradoxa**, Cobbold (1864). See *Tropidocera paradoxa*, Cobbold.—**Simonea folliculorum**, Gervais. See *Demodex folliculorum*, Owen.—**Simonee**, Simonide, Fr. See *Demodex folliculorum*, Owen.—**Simulium boreale**, one of the gnat-like flies so troublesome to the reindeer and cattle in Lapland.—**Simulium cinereum**, Meigen. *Gray Simulium*. Common in the wooded regions of England and France, attacking horses and producing within their ears a veritable psoriasis guttata.—**Simulium columbacschensis**, Fabricius. Syn., *Simulium maculata*, Meigen. *Kolumbaczser Mücke*. A true pest in Central and Southern Europe in April and May, and again in



SCLEROSTOMA TETRACANTHA, Diesing; encysted. (After Leuckart.)

August; it is especially abundant about the Servian town, Kolumbacz, or Gollabatz, on the right bank of the Danube, where the peasants believe these flies to come from a neighboring cave in which St. George is said to have killed the dragon. Cattle and sheep dying from their bites are considered poisonous.—**Simulium indicum**, a form common and troublesome in Assam, where it is called *Peepsa*.—**Simulium maculatum**, Meigen. See *Simulium columbacschensis*, Fabricius.—**Simulium meridionale**, the *Turkey-gnat*. A species found in the Southern U. S. attacking fowls, and especially turkeys, about the head and eyes, often destroying them in numbers.—**Simulium molestum**, a species common in the mountainous regions of the Eastern United States, and very troublesome to man and beast.—**Simulium pecuarium**, *Buffalo-fly* or *Buffalo-gnat*. Very injurious by its bite to cattle and horses in the Southern and Western United States.—**Simulium reptans**, Linné. Syn., *Gemeine Kriebelmücke*. Common in wooded regions throughout Europe, attacking horses and cattle, especially in the nostrils.—**Small Biting Fly**. See *Somoxys calcitrans*, Geoffroy.—**Small Blinding Breeze-fly**. See *Chrysops cactiensis*, Linné, Meigen.—**Small Ram Creeper-fly**. See *Hematopota pluvialis*, Meigen.—**Solium** (Syriac, *Schuschlâ*, the tapeworm, properly "chains"; Arab., *susl* or *sosl*; Middle Age writers, *solum*, Krehl). The name applied by Andry to a species of tenia, "parce qu'il est toujours seul de son espèce dans les corps où il se trouve," hence the term "*Ver solitaire*," afterward improperly applied to this worm. The tooth-bearing *Tenia solium* often occurs in groups. Andry's parasite was in reality the modern *Tenia saginata*, Goetz.—**Somomyia montevidensis**, Bigot. See *Lucilia macellaria*, Robineau-Desvoidy. **Speckkäfer**. See *Dermestes lardarius*, Linné.—**Speckled Leech**. See *Hirudo medicinalis*, Ray.—**Sphærogyna ventricosa**, Moniez. An acaridan normally parasitic upon the larvæ of various insects, but at times troublesome to laborers in the wheat-fields of Europe and America.—**Sphodrus leucophthalmus**, Clairville. A European beetle common in cellars. The larva is reported as parasitic by Paykull.—**Spiroptera cinnamata**, Ercolani. See *Spiroptera reticulata*, Creplin.—**Spiroptera hamulosa**, Diesing. Syn., *Chilospirura hamulosa*, Diesing. Found on the mucous surface of the gizzard in the domestic fowl in Brazil by Natterer.—**Spiroptera hominis** (Rudolphi), Owen, Dujardin. See *Filaria piscium* (Rudolphi), Siebold, Schneider.—**Spiroptera inflata**, Mehlis, Creplin (1840). See *Tropidocerca inflata*, Diesing (1861), and *Tropidocerca paradoxa*, Diesing.—**Spiroptera leporum**, Moniez. Found beneath the gastric mucous membrane of the rabbit and hare.—**Spiroptera megastoma**, Rudolphi. Syn., *Filaria megastoma*, Diesing. Forms tumors in the gastric mucous membrane of the horse and ass.—**Spiroptera microstoma**, Schneider. Found in the stomach of horses and asses.—**Spiroptera murina**, Leuckart. See *Filaria obtusa*, Schneider.—**Spiroptera nasuta**, Rudolphi. See *Disparagus nasutus*, Rudolphi.—**Spiroptera obtusa**, Rudolphi. See *Filaria obtusa*, Schneider.—**Spiroptera quadrialata**, Molin. Found in the stomach of the house-mouse (*Mus musculus*, Linné).—**Spiroptera ratti**, Diesing. This was found in the urinary bladder of the house-rat (*Mus rattus*, Linné).—**Spiroptera reticulata**, Creplin. Syn., *Spiroptera cinnamata*, Ercolani, Zürn; *Onchocerca reticulata*, Diesing; *Filaria cinnamata*, Perroncito; *Filaria lienalis* (sic), Stiles. Found in the collateral artery of the cannon and in the arteries adjoining the cervical ligaments, also in the connective



tissue and muscles of the horse.—*Spiroptera rudolphi*, Delle Chiaje. See *Filaria piscium*, Rudolphi.—*Spiroptera sanguinolenta*, Rudolphi. Syn., *Filaria sanguinolenta*, Grassi. Usually found lodged in tumors of the stomach and esophagus in the dog, but occasionally in the aorta, lungs, and lymphatic glands. It is common in China and Brazil. The infective agent is the cockroach (*Periplaneta orientalis*, Linné), which, according to Grassi, Sonsino, etc., is the intermediate host of the parasite, which is not to be regarded as a hematozoön.—*Spiroptera scutata* *oesophagus bovis*, Müller. See *Myzomimus scutatus*, Stiles.—*Spiroptera* sp., Gerstäcker. Found in the walls of the stomach and the intestines of the house-rat (*Mus musculus*, Linné) and in the brown rat (*Mus decumanus*, Pallas).—*Spiroptera* sp., Bokody. Found encapsulated in the wall of the intestine of the domestic fowl.—*Spiroptera strongylina*, Rudolphi. Syn., *Filaria strongylina*, Rudolphi. Found in the stomach of the hog and wild boar.—*Spiroptera uncinata*, Rudolphi. See *Filaria uncinata*, Rudolphi.—**Sporozoön in the Intestinal Villi of Cattle**, Theobald Smith. The evidence adduced is not sufficient to bring this parasite into any of the known groups, but it at least indicates that it does not belong to the coccidia, and that it has characters which might bring it within the range of the *Sarcosporidiae*.—**Springwurm**. See *Oxyuris vermicularis*, Bremser.—**Spulwurm**. See *Ascaris lumbricoides*, Linné.—**Stallfliege**. See *Cyrtoneura stabulans*, Fallén.—**Staphylinus frescipes**, **Staphylinus politus**, **Staphylinus punctulatus**. Beetles, the larvae of which are reported as facultative human parasites by Paykull, of Sweden.—**Steatozoön folliculare**, E. Wilson. See *Demodex folliculorum*, Owen.—**Stechmücke**. See *Culex pipiens*, Linné.—**Stephanurus dentatus**, Diesing. Syn., *Sclerostoma pinguiula*, Verrill. The *Crown-tail Strongyle*, Cobbold. The only species of its genus; one of the most important parasites of swine. It is found in pigs in Brazil, the United States, and Australia, in the mesentery and the fat about the viscera and "spare ribs."—**Stilesia centripunctata**, Rivolta (1874), Railliet (1893). Syn., *Tenia centripunctata*, Rivolta (1874); *Tenia centripunctata*, Perroncito (1882). This is reported as a parasite of sheep and cattle, but there seems to be some doubt of its authenticity.—**Stilesia globipunctata**, Rivolta (1874), Railliet (1893). Syn., *Tenia globipunctata*, Rivolta (1874); *Tenia ovipunctata*, Rivolta (1874). This is a parasite of sheep and perhaps of cattle.—**Stomoxys calcitrans**, Geoffroy; *Gemeine Stechfliege*, *Wadenstecher*, *Leg-sticker*. A small biting-fly of wide distribution, closely resembling *Musca domestica*, but distinguished from it by its palps being as long as the proboscis. Bancroft, of Brisbane, finds it capable of absorbing the embryo of *Filaria immitis* of the dog, and Mégnin considers it the most active agent in the inoculation of anthrax and septicemia. It is a very troublesome fly, particularly during the showery weather and sultry days, common in May, August, and September, attacking men and beasts. The latter may be protected by washing them with a decoction of walnut leaves, one application a week.—**Storm-fly**. See *Hydrotaea meteorica*, Davaine.—**Stratyomis** sp., a fly. One case (larvæ) reported by Hope (England).—**Strongyloides intestinalis**, Grassi. See *Rhabdonema intestina*, R. Blanchard.—**Strongylus ammonis**, Rudolphi. Referred by Dujardin to *Sclerostoma hypostoma*, Dujardin.—**Strongylus anseris**, Zeder. See *Strongylus nodularis*, Rudolphi.—**Strongylus armatus**, Rudolphi. See *Sclerostoma armata*,

Dujardin.—**Strongylus arnfieldi**, Cobbold. Found in the trachea and bronchi of the domestic horse and ass. Cobbold referred the bronchial strongyle of the ass to *Strongylus micrurus*, Mehlis, of bovine animals, but Railliet has shown its identity with *Strongylus arnfieldi*.—**Strongylus axei**, Cobbold. Found in the walls of the stomach in the domestic ass.—**Strongylus bronchialis**, Cobbold (1860). See *Filaria lymphatica*, Moquin-Tandon.—**Strongylus bronchialis canis**, Osler. See *Filaria osteri*, Cobbold.—**Strongylus capreoli**, Rudolphi. A doubtful species reported from an old Vienna catalogue as from the kidney of a goat.—**Strongylus cernuus**, Creplin. See *Uncinaria cernua*, Creplin.—**Strongylus clathratus**, Baird. Syn., *Sclerostomum clathrum* (Baird). Found in the stomach and intestines of Indian and African elephants.—**Strongylus commutatus**, Diesing. Syn., *Filaria leporis pulmonalis*, Fröhlich. Found in the trachea and bronchi of hares and wild rabbits and rarely in the domestic rabbit.—**Strongylus contortus**, Rudolphi. Syn., *Strongylus ovinus*, Fabricius, Gmelin; *Strongylus fillicolis*, Rudolphi. Found in the abomasum of the sheep, goat, argali, chamois, and cattle; producing at times in Europe and the United States an epizootic disease (*Magenwurmseuche*), a kind of pernicious anemia in lambs and yearling sheep.—**Strongylus convolutus**, Ostertag (1890). Syn., *Strongylus ostertagi*, Stiles (1893). Found frequently in the abomasum of cattle, causing a pernicious anemia and gastric catarrh in young animals. Stiles takes exception to the specific name *convolutus* as it was once employed for a parasite of the dolphin, now referred to the genus *Pseudalus*. We prefer to retain the discoverer's name. It may be, as suggested by Neumann, a variety of *Strongylus contortus*, Rudolphi.—**Strongylus dentatus**, Rudolphi, Dujardin, Zürrn. See *Oesophagostoma dentatum*, Rudolphi.—**Strongylus dorcadis**, Rudolphi. Vienna catalogue (1821). See *Strongylus filaria*, Rudolphi.—**Strongylus douglassii**, Cobbold. This was found in the crop of the ostrich.—**Strongylus duodenalis**, Schneider (1866). See *Dochmius duodenalis*, Leuckart (1876).—**Strongylus elephantis** (sic), Rudolphi (1819). See *Ascaris lonchoptera*, Diesing.—**Strongylus elongatus**, Dujardin. See *Strongylus paradoxus*, Mehlis.—**Strongylus equinus**, Müller. See *Sclerostoma armata*, Dujardin.—**Strongylus falcifer**, Cobbold (1882). Found in the intestine of the Indian elephant.—**Strongylus filaria**, Rudolphi. This is found in the trachea and bronchi of the domestic sheep and cattle, goat, Bactrian camel, roebuck, fallow-deer, argali, and gazelle, producing a disease called "Hoose," or "Sheep-cough." Dujardin refers the *Strongylus dorcadis*, Rudolphi, from the old Vienna catalogue, to this species.—**Strongylus fillicolis**, Rudolphi. There is a confusion of this worm with *Strongylus contortus*, Rudolphi, by early writers. It is found in the abomasum and small intestine of the domestic sheep and goat. According to Curtice it is frequently found in the United States in autumn and winter. The *Trichosoma papillosum*, Wedl, may be but a young form of this parasite.—**Strongylus foliatus**, Cobbold. Found in tumors of the stomach of the Indian elephant.—**Strongylus gigas**, Rudolphi (1802). See *Eustrongylus gigas*, Diesing (1851).—**Strongylus hypostomus**, Rudolphi, Bremser, Creplin, Diesing. See *Sclerostoma hypostomum*, Dujardin.—**Strongylus inflatus**, Schneider. See *Oesophagostoma inflatum*, Schneider.—**Strongylus longevaginatus**, Diesing (1851). See *Strongylus paradoxus*, Mehlis (1830). Diesing, Weinland, Küchenmeister, and Cobbold hold this to be identical with *Filaria lymphatica*, Moquin-

Tandon.—*Strongylus meleagris gallopavonis*, Buckingham. See *Syngamus trachealis*, von Siebold.—*Strongylus micrurus*, Mehlis. Found in the arterial aneurysms, trachea, and bronchi of domestic cattle. An ovoviviparous species. The strongyle of horses and asses was formerly included in this species, but is now referred to *Strongylus arnfieldi* by Cobbold and Railliet.—*Strongylus minusculus*, Neumann. See *Strongylus tenuissimus*, Mazzanti.—*Strongylus minutissimus*, Ménézin. This is shown by Railliet to be but a form of *Strongylus rufescens*, q.v.—*Strongylus nodularis*, Rudolphi. Syn., *Ascaris mucronata*, Fröhlich; *Strongylus auseris*, Zeder. This is found in the esophagus, gizzard, and duodenum of the domestic goose.—*Strongylus ostertagi*, Stiles (1892). See *Strongylus convolutus*, Ostertag.—*Strongylus ovinus*, Fabricius, Gmelin. See *Strongylus contortus*, Rudolphi.—*Strongylus ovis pulmonalis*, Diesing, Curtice. See *Strongylus rufescens*, Leuckart.—*Strongylus paradoxus*, Mehlis (1830). Syn., *Strongylus elongatus* (1845); *Strongylus longeovagatus*, Diesing (1851); *Filaria trachealis*, Bristowe and Rainey (1855); *Metastrongylus longeovagatus*, Molin (1861). Discovered at the end of the eighteenth century by Ebel in the lung of a wild boar; afterward by Modeer and Bremser, Rayer, Bellingham, Cobbold, etc., in the bronchial tubes of domestic swine, and by Jortsits (or Jovitsits) in man, and by Koch in sheep.—*Strongylus pergracilis*, the parasite of the Red grouse (*Lagopus scoticus*) of Europe, causing so-called grouse-disease.—*Strongylus pulmonalis*, Ercolani, found in the bronchi and lungs of domestic cattle.—*Strongylus pusillus*, S. Müller. This is found in the bronchi of hares and wild rabbits, rarely in the domestic rabbit, but very frequently in the cat; according to Railliet and Neumann all cases of pulmonary helminthiasis in cats are due to this parasite, which is present in one-fourth of all cats examined.—*Strongylus quadridentatus*, von Siebold (1851). See *Dochmius duodenalis*, Leuckart (1876).—*Strongylus radiatus*, Rudolphi. See *Uncinaria radiata*, Rudolphi.—*Strongylus renalis*, Moquin-Tandon (1860). See *Eustrongylus gigas*, Diesing (1850).—*Strongylus retortiformis*, Zeder, Rudolphi, Dujardin. This infests the small intestine of the hare and wild rabbit. This name was incorrectly applied by Bremser to *Strongylus strigosus*, Dujardin.—*Strongylus rubidus*, Hassall and Stiles. An extremely small species found in the stomachs of pigs in the United States. In some lots of hogs examined the parasite was present in 75 per cent.—*Strongylus rufescens*, Leuckart. Syn., *Nematoideum ovis pulmonale*, Diesing; *Pseudalius ovis pulmonalis*, A. Koch; *Strongylus ovis pulmonalis*, Curtice. This is found in the bronchi and pulmonary follicles of the domestic sheep, goat and roebuck. The *Strongylus minutissimus*, Ménézin, which causes the verminous bronchitis of African sheep, is but a variety of this worm, as shown by Railliet.—*Strongylus strigosus*, Dujardin. Syn., *Strongylus retortiformis*, Bremser. This is very abundant in warren rabbits, giving rise to a fatal anemia.—*Strongylus subulatus*, Cobbold. Syn., *Hematozoon subulatum*, Gurlt. Found in the veins of the dog.—*Strongylus tenuis*, Eberth. This is found in the intestine and cecum of the domestic goose.—*Strongylus tenuissimus*, Mazzanti (1891). Syn., *Strongylus minusculus*, Neumann. Found in the mucous membrane of the stomach of the horse.—*Strongylus tetracanthus*, Diesing. See *Sclerostoma tetracantha*, Diesing.—*Strongylus trachealis*, Nathusius. See *Syngamus trachealis*, von Siebold.—*Strongylus trigonocephalus*, Rudolphi. See *Uncinaria*

*trigonocephala* (Rudolphi), Neumann.—*Strongylus tubæformis*, Zeder. See *Ankylostomum tubæforme*, Zeder.—*Strongylus vasorum*, Baillet. The adult worm is found in the right ventricle of the heart and in the lungs, the embryos in the pulmonary arteries of the domestic dog.—*Strongylus ventricosus*, Rudolphi. This is found in the stomach and small intestine of domestic cattle and European deer.—*Strongylus venulosus*, Rudolphi. See *Uncinaria radiata*, Rudolphi.—*Strongylus vitulorum*, Rudolphi. See *Ascaris vituli* (Gmelin), Goeze.—*Strongylus vulpis*, Zeder. See *Uncinaria trigonocephala*, Rudolphi.—*Stubenfliege*. See *Musca domestica*, Linné.—*Surra Parasite*. See *Trypanosoma evansi*, Balbiani.—*Swiss Tapeworm*. See *Bothriocephalus latus*, Bremser.—*Symbiotes* (1857). A genus of psoric acaridans founded by Gerlach ("Krätze und Räude, entomologisch und klinisch bearbeitet, Berlin," 1857). Ménézin's grounds for referring all members of this genus to the genus *Chorioptes*, Gervais (1859), seem insufficient, as according to Scudder (Nomenclator zoölogicus) the coleopterous genus *Symbiotes* was not created by Redtenbacher until 1858 (*Fauna austriaca*, "Die Käfer," 2te Auflage, Vienna, 1858, p. 371). We have therefore retained Gerlach's genus.—*Symbiotes auricularum*, var. *canis*, var. *cati*, Neumann (1892). Syn., *Sarcoptes cynotis*, Hering (1834); *Sarcoptes auricularum*, Lucas and Nicolet (1849); *Symbiotes canis*, Bendz (1862); *Symbiotes ecaudatus*, Ménézin (1876); *Chorioptes ecaudatus*, Ménézin (1880); *Psoroptes auricularis canis*, Sewell (1891). This is found in the ears of dogs and cats, producing that form of otacariasis accompanied by epileptic symptoms, with which packs of hunting-dogs are often attacked.—*Symbiotes avium*, Caparini, (1880). See *Epidermoptes bilobatus*, Rivolta.—*Symbiotes canis*, Bendz. See *Symbiotes auricularum*, var. *canis*, Neumann.—*Symbiotes communis*, Verheyen. Syn., *Sarcoptes bovis* (?), Hering; *Symbiotes bovis*, Gerlach; *Symbiotes equi*, Gerlach; *Dermatophagus bovis*, Fürstenberg; *Dermatophagoides scheremetewski*, Bogdanow (1864); *Symbiotes spathiferus*, Ménézin (1876); *Chorioptes spathiferus*, Ménézin (1880); *Chorioptes symbiotes*, var. *bovis*, R. Blanchard (1890); *Chorioptes communis*, var. *ovis*, Verheyen; *Foot-scab*. This parasite lives in colonies, and without excavating sub-epidermic galleries causes a localized scabies; especially on horses and cattle but also on the goat, sheep, and rabbit, and is, according to Bogdanow and Zürn transmissible to man.—*Symbiotes ecaudatus*, Ménézin. See *Symbiotes auricularum*, var. *canis*, var. *cati*, Neumann.—*Symbiotes spathiferus*, Ménézin. See *Symbiotes communis*, Verheyen.—*Symplectoptes cysticola*, Railliet (1885). Syn., *Epidermoptes cysticola*, Rivolta (1880); *Sarcoptes cysticola*, Vizioli (1870); *Laminosioptes gallinarum*, Ménézin (1880). An acaridan peculiar to the *Gallinacea*, living in the connective tissue of the abdominal viscera, peritoneum, muscles, and beneath the skin of fowls, pheasants, and turkeys, especially old birds.—*Synchytrium miescherianum*, Kuhn. See *Sarcocystis miescheri*, Ray Lankester.—*Syngamus bronchialis*, Mühleg (1884). Found in the larynx, trachea, and bronchi of geese by Pezibylka (1853-4) and Mühleg (1884). The specimens found in ducks by Hayem and referred by him to *Sclerostoma armatum*, Diesing, may belong here.—*Syngamus primitivus*, Molin. See *Syngamus trachealis*, Siebold.—*Syngamus sclerostomum*, Molin. See *Syngamus trachealis*, v. Siebold.—*Syngamus trachealis*, von Siebold (1836-37-42), Youat (1840), Gurlt (1841), Dujardin (1845), Ehlers (1872), Perrier (1875), Ménézin (1883),



Walker (1884), Neumann (1892). Syn., *Distoma lineare (tracheale)*, Rudolphi (1800); *Fasciola trachea*, Montagu (1811); *Strongylus trachealis*, Nathusius (1837), v. Siebold (1838), Creplin (1846); *Strongylus meleagris gallopavonis*, Bellingham (1843); *Sclerostomum tracheale*, Diesing (1851); *Sclerostoma syngamus*, Diesing (1851), Cobbold (1864), Davaine (1877); *Syngamus sclerostomum*, Molin (1861); *Syngamus primitivus*, Molin (1861); *Forked Worm*; *Red-worm of Gamekeepers*. The cause of gaps in the domestic fowl, peacock, turkey, partridge, black stork, magpie, hooded crow, green woodpecker, starling, swift, robin, etc. The investigations of H. D. Walker indicate the earthworm as the intermediate host of this worm.—**Tabanus albifacies**, Fabricius (1792-4). A breeze-fly, very widely spread in Egypt, called by the Arabian fellahs, or bedouins *El Debab* or *Debane* (Fly), and falsely blamed by them for a mortality among their horses and camels, but which, according to Piot, is really due to hydatid cysts in the lungs.—**Tabanus alpinus**, Fabricius. Syn., *The White-footed Breeze-fly*.—**Tabanus ater**, Meigen. See *Tabanus morio*, Latreille. —**Tabanus atratus**, Fabricius (1775). Syn., *Black Horse-fly*. The large, common gad-fly of the United States.—**Tabanus autumnalis**, Linné. Syn., *The Autumnal Breeze-fly*; *Taon d'automne*. A European species.—**Tabanus bovinus**, Linné. Syn., *The Ox Breeze-fly*; *Ox Gad-fly*; *Great Breeze-fly*, *Gros taon*, *Taon des bœufs*, *Rinderbremse*. A wide-spread and formidable species. The blood-sucking females are equally troublesome to cattle and horses.—**Tabanus bromius**, Linné. Syn., *The Noisy Breeze-fly*; *Taon bruyant*. Common in Europe, especially in wooded regions.—**Tabanus fulvus**, Meigen. Syn., *The Tawny Breeze-fly*. A European species.—**Tabanus lineola**, Fabricius. A very common American gad-fly.—**Tabanus luridus**, Fallen. A European species common in wooded regions.—**Tabanus morio**, Latreille. Syn., *Tabanus ater*, Meigen; *The Black Breeze-fly*; *Taon noir*. A common European species.—**Tabanus rusticus**, Syn., *The Rustic Breeze-fly*; *Taon rustique*. A common European species.—**Tabanus tectus**, Riley. A crepuscular species reported from Missouri, by G. M. Dodge, as swarming upon cattle and horses after sunset during June and July, rendering them well nigh frantic in their efforts to escape.—**Tabanus tropicus**, Linné. A European species common in woods. *Tavial*, Aristotle. See *Tenia solium*, Linné. **Tænia a articul courtes**, Bonnet. See *Bothriocephalus latus*, Bremser (1819).—**Tænia à épine**, Andry. This name was based upon the belief that the uterine coils of the worm were vertebræ. It refers to the modern *Bothriocephalus*.—**Tænia abietina**, Weinland (1858). See *Tenia saginata*, Goeze.—**Tænia acanthotrias**, Weinland (1858), Leuckart. This name was applied by Weinland and Leuckart, to a tapeworm of which only the finn with three rows of hooks has been described under the name *Cysticercus acanthotria*, Weinland (1858). Küchenmeister, Davaine, Cobbold, and Dallinger, regard it as but a variation of *Cysticercus cellulosus*.—**Tænia aculeata**, Perronito (1882). See *Thysanosoma giardi*, Rivolta (1878), Stiles (1893).—**Tænia acutissima**, Pallas. See *Tenia lanceolata*, Bloch.—**Tænia æquabilis**, Rudolphi (1810). This cestode was found by Rudolphi in the intestine of the swan (*Cygnus ferus*), and by Bremser in that of *Cygnus olor*; rare.—**Tænia alba**, Perronito (1879). See *Moniezia alba*, R. Blanchard (1891). Found in the intestine of domestic sheep and cattle.—**Tænia albopunctata hominis**, Treutler. See *Tenia solium*,

Linné.—**Tænia alpaca**. Only the finn observed hitherto.—**Tænia anatina**, Krabbe (1866-67). This cestode is found in the intestine of the domestic duck.—**Tænia anatis**,  $\beta$  *lineata*, Gmelin. See *Tenia trilineata*, Batsch.—**Tænia anserum**, Fischer. See *Tenia lanceolata*, Bloch.—**Tænia apri**, Gmelin. See *Tenia marginata*, Batsch.—**Tænia articulis conoideis**, Bloch. See *Tenia infundibuliformis*, Goeze.—**Tænia articulus demittens**, Dyons. See *Tenia solium*, Linné.—**Tænia avium**, Pallas. See *Tenia fringillarum*, Rudolphi.—**Tænia benedeni**, Moniez (1879). See *Moniezia benedeni*, R. Blanchard (1891), and *Moniezia trigonophora*, Stiles and Hassall (1893). Found in the intestine of the domestic sheep.—**Tænia botryoplitis**, Piana (1881). Found in the intestine of the domestic fowl. The larva or finn, *Cysticercus tenia botryoplitis*, occurs in the snails, *Helix carthusianella* and *Helix maculosa*.—**Tænia bovina**, Gmelin. See *Tenia marginata*, Batsch.—**Tænia brachydera**, Diesing (1854). Found in the small intestine of the brown rat (*Mus decumanus*, Pallas) by Bellingham, of Ireland.—**Tænia canina**, Bloch, Carlisle. See *Tenia serrata*, Goeze.—**Tænia canina**, Linné (1767), Pallas (1781), Batsch (1786). Syn., *Tenia oculis marginalibus oppositis*, Linné (1748); *Tenia moniliformis*, Pallas (1781), Schrank (1788); *Tenia cucumerina*, Bloch (1782); *Tenia canina felis*, Werner (1782); *Tenia elliptica*, Batsch (1786); *Tenia cateniformis*, Goeze (1787); *Tenia cateniformis e felis*, Gmelin (1788); *Tenia (Alyselminthus) caniceps*, Zeder (1800), Rudolphi (1810); *Alyselminthus elliptica*, Zeder (1800); *Tenia (Alyselminthus) cucumerina*, Weinland (1858); *Tenia (Dipylidium) cucumerina*, Leuckart (1863).



TÆNIA CANINA, Linné.  
(After Leuckart.)

This is found in the small intestine of dogs, cats, and man; in the latter its occurrence is rare and only during childhood. The larva or finn (*Cysticercus tenia elliptica*, Batsch; *Cryptocystis trichodectis*, Villot) has for its hosts the fleas of dogs, cats and man (*Pulex serratiiceps*, Gervais, and *Pulex irritans*, Linné), and the dog-louse (*Tricodectes canis*, de Geer).—**Tænia canina solium**, Werner. See *Tenia serrata*, Goeze.—**Tænia canis lagopodis**, Rudolphi, Viborg. Syn., *Tenia pseudo-cucumerina*, Baillet. This is found in the small intestine of the isatis (*Canis lagopus*, Linné), or arctic fox, and in the cat, the dog, and the house-mouse (*Mus musculus*, Linné).—**Tænia cantaniana**, Polonio. Found in the intestine of the domestic turkey.—**Tænia capensis**, Küchenmeister, Moquin-Tandon. See *Tenia saginata*, Goeze.—**Tænia capite bonæ spei**, Küchenmeister. See *Tenia saginata*, Goeze.—**Tænia capræ**, Rudolphi (1810); *Tænia capreoli*, Viborg (1795). Provisional names given to fragments of worms obtained from the intestine of the domestic goat. As a result of recent investigation Stiles concludes that these two species should be entirely ignored.—**Tænia caprina**, Abildgaard (1789). See *Linguatula rhinaria*, Railliet (1886).—**Tænia caprina**, Gmelin. See *Tenia marginata*, Batsch.—**Tænia cateniformis**, Goeze (1787); *Tænia cateniformis*, var. *E felis*, Gmelin (1788). See *Tenia canina*, Linné (1767).—**Tænia cateniformis**, Rudolphi (1810). See *Tenia echinococcus*, von Siebold (1853).—**Tænia cateni-**

formis of *Glirium*, Gmelin. See *Tænia pumilla*, Goeze.—*Tænia cateniformis lupi*, Goeze. See *Tænia marginata*, Batsch.—*Tænia cateniformis vulpis*, Borké. See *Tænia pseudo-cucumerina*, Baillét.—*Tænia cellulosa*, Gmelin. See *Tænia solium*, Linné. *Tænia centripunctata*, Rivolta (1874). See *Stilesia centripunctata*, Railliet (1893). Found in sheep.—*Tænia centripunctata*, Perroncito (1882). See *Stilesia centripunctata*, Railliet (1893).—*Tænia cesticillus*, Molin. Syn., *Tænia infundibuliformis*, Dujardin. A common species found in the intestine of the domestic fowl. The larva (*Cysticercus tænie infundibuliformis*, Goeze) is found in the house-fly. Mégnin considers *Tænia cesticillus* to be only an incomplete state of *Tænia echinobothride*.—*Tænia cœnurus*, Küchenmeister (1853). Found in the small intestine of the dog. The larva (*Cœnurus cerebralis*, Rudolphi) is found in the brain, connective tissue, and spinal cord of domestic cattle, sheep, dromedary, and horse. It is the cause of the symptoms known as "gid," "sturdy," "staggers," or "turnside" in sheep.—*Tænia collari nigro*, Bloch; *Tænia collaris*, Bloch. See *Tænia sinuosa*, Rudolphi.—*Tænia collo brevissimo*, Bloch. See *Tænia crassicolis*, Rudolphi.—*Tænia collo longissimo*, Bloch. See *Tænia gracilis* (Zeder), Rudolphi.—*Tænia communis*, Moquin-Tandon. See *Tænia solium*, Linné.—*Tænia conica*, Molin. Found in the intestine of the domestic duck.—*Tænia conoidea*, Schrank. See *Tænia infundibuliformis*, Goeze.—*Tænia continua*, Colin. An anomalous form of *Tænia solium*, Linné (*q. v.*). *Tænia coronula*, Dujardin. Found in the intestine of the domestic duck.—*Tænia crassicolis*, Rudolphi (1819), Bremser, Gurlt, Dujardin (1845), Diesing (1850). Syn., *Tænia cucurbitina*, Pallas; *Tænia collo brevissimo*, Bloch; *Tænia serrata felis*, Goeze, Batsch, Schrank, Gmelin, Rudolphi; *Tænia moniliformis*, Batsch, Gmelin; *Tænia felis*, Carlisle, Gmelin; *Alyselminthus serratus*, Zeder; *Halysis serrata*, Zeder; *Tænia semiteres*, Baird. Found in the small intestine of domestic cats and various wild *Felidae* (*Felis catus ferus*, *Felis concolor*, *Felis mellivora*, *Felis onca*, *Felis pardalis*, *Felis macroura*, *Felis tigrina*), giving rise at times to an epizooty among them, accompanied by epileptiform attacks and chronic enteritis. The larva (*Cysticercus fasciolaris*, Rudolphi) is found encapsulated in the liver of the brown or Norway rat (*Mus decumanus*, Pallas), in that of the black rat or house-rat (*Mus rattus*, Linné), in the house-mouse (*Mus musculus*, Linné), as well as in moles and water-rats. Baird's specimen is regarded by Neumann as but a monstrous form of this species. R. Blanchard includes *Tænia crassicolis*, Diesing (1851), among the synonyms of *Tænia echinococcus*, von Siebold, of the dog.—*Tænia crassula*, Rudolphi. Found in the intestine of the pigeon; rare.—*Tænia cucumerina*, Bloch (1782), Weinland (1858), Leuckart (1863). See *Tænia canina*, Linné (1767). This is included among the synonyms of *Tænia echinococcus*, von Siebold, by R. Blanchard.—*Tænia cucurbitina*, Pallas (1781), Bloch (1782), Goeze (1782), Batsch (1786), Schrank (1788). See *Tænia solium*, Linné (1767), Rudolphi (1819); *Tænia saginata*, Goeze (1782); *Tænia serrata*, Goeze (1782); *Tænia crassicolis*, Rudolphi; *Tænia marginata*, Batsch; and *Tænia pucilla*, Goeze.—*Tænia cucurbitina plana pellucida*, Goeze. See *Tænia solium*, Linné.—*Tænia cuneata*, Batsch, von Linstow. See *Tænia infundibuliformis*, Goeze.—*Tænia cunicipes*, Zeder (1800), Rudolphi (1810). See *Tænia canina*, Linné (1767). *Tænia cysticerci tenuicollis*, Leuckart. See *Tænia marginata*,

Batsch.—*Tænia degener*, Spigel. See *Tænia solium*, Linné.—*Tænia dentata*, Batsch (1786), Gmelin (1790), Nicolai (1830). See *Bothriocephalus latus*, Bremser; *Tænia saginata*, Goeze (1782); and *Tænia solium* (Linné), Rudolphi.—*Tænia denticolata*, Perroncito (1882). See *Moniezia denticulata*, R. Blanchard (1891).—*Tænia denticulata*, Rudolphi (1810), Mayer (after Baird, 1853), Neumann (1892). See *Moniezia benedeni*, R. Blanchard (1891); *Moniezia denticulata*, R. Blanchard (1891); and *Moniezia expansa*, R. Blanchard (1891). This is found in the intestine of domestic cattle.—*Tænia diminuta*, Rudolphi. See *Tænia flavopunctata*, Weinland (1858).—*Tænia echinobothrida*, Mégnin. Found in the intestine of the domestic fowl. Mégnin considers this to be the complete stage of *Tænia cesticillus*, which has lost its hooks and suckers.—*Tænia echinococcus*, von Siebold (1853), Leuckart. Syn., *Tænia cateniformis*, Rudolphi (1810); *Tænia cucumerina*, Bloch (1810); *Tænia visceralis socialis granulosa*, Goeze; *Terratas*, Röhl (1852) (*nec* Goeze 1782); *Tænia granulosa*, Gmelin, Prochaska; *Tænia serrata rôlli*, Küchenmeister; *Tænia echinococcus scolopariensis*, Küchenmeister; *Tænia nana*, van Beneden (1861) (*nec* Bilharz et von Siebold 1853); *Echinococcifer echinococcus*, Weinland (1861). This worm in its adult or strobila state infests only the small intestine of the dog and the wolf. The well-known larva (*Echinococcus polymorphus*, Diesing, *q. v.*) is found in the viscera of man, swine, sheep, goat, cattle, dromedary, Bactrian camel, and domestic ass.—*Tænia echinococcus scolopariensis*, Küchenmeister. See *Tænia echinococcus*, von Siebold (1853).—*Tænia elliptica*, Batsch (1786). See *Tænia canina*, Linné (1767).—*Tænia equina*, Pallas, Müller, Chabert. See *Tænia perfoliata*, Goeze; and *Tænia plicata*, Rudolphi.—*Tænia excysticercus tenuicollis*, Küchenmeister. See *Tænia marginata*, Batsch.—*Tænia exilis*, Dujardin. Found in the intestines of domestic fowls.—*Tænia expansa*, Rudolphi (1810), Railliet, Neumann, Perroncito, Curtice, McMurich and various authors. See *Moniezia expansa*, R. Blanchard (1891); *Moniezia planissima*, Stiles and Hassell (1892); and *Moniezia trigonophora*, Stiles and Hassell (1793). (*Tænia caprae*, Rudolphi, probably belongs here). Found in the intestine of domestic sheep, goats, and cattle.—*Tænia fasciata*, Feuerstein. See *Tænia setigera*, Fröhlich.—*Tænia fasciata*, Rudolphi. Found in the intestine of the domestic goose.—*Tænia fasciolaris*, Pallas. Syn., *Tænia malleus*, Goeze. Found in domestic fowls.—*Tænia felis*, Carlisle. See *Tænia crassicolis*, Rudolphi.—*Tænia fenestrata*, Delle, Chiaje. The name applied to tapeworms exhibiting an anomalous perforated condition, first observed and described by Masars de Cazeles in *Tænia saginata*, afterward by Notta and Marfan in *Tænia solium*, Linné.—*Tænia ferrarum*, Gmelin. See *Tænia marginata*, Batsch.—*Tænia fimbriata*, Diesing (1850). See *Thysanosoma actinioides*, Diesing (1834), Stiles (1892). The cause of most of the tapeworm-disease among western (U. S.) sheep.—*Tænia finna*, Gmelin. See *Tænia solium*, Linné.—*Tænia flavopunctata*, Weinland (1858). Syn.,



TÆNIA FLAVOPUNCTATA, Weinland. (From Leuckart, after Weinland.)



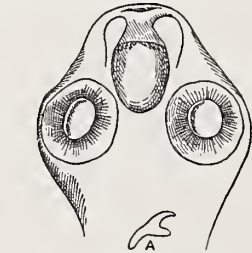
*Tænia diminuta*, Rudolphi; *Tænia leptocephala*, Creplin; *Hymenolepis flavopunctata*, Weinland (1858). This tapeworm has been found but five times in man, in America (Weinland, Leidy) and Italy (Parona, Grassi). It is not at all uncommon in the intestine of the brown or Norway rat (*Mus decumanus*, Pallas), in the house-mouse (*Mus musculus*, Linné), and in the black rat or house-rat (*Mus rattus*, Linné). The larva or finn (*Cysticercus tænie flavopunctata*, Weinland, Rudolphi) is found in certain insects, e. g., *Anisolabris annulipes*, Lucas.—*Tænia fringillarum*, Rudolphi. Syn., *Tænia avium*, Pallas; *Tænia passeris*, Gmelin; *Halysis passeris*, Zeder. This tapeworm is commonly found in the intestine of the domestic sparrow (*Fringilla domestica et canabina*, Pallas, *F. linaria*, *F. montana*, *F. spinus*).—*Tænia fusa*, Colin. An anomalous form of *Tænia solium*, Linné, q. v.—*Tænia giardi*, Moniez (1879). See *Thysanosoma giardi*, Rivolta (1878), Stiles (1893).—*Tænia globipunctata*, Rivolta. See *Silestia globipunctata*, Rivolta (1874), Railliet (1893). A species found in domestic sheep and cattle.—*Tænia globosa*, Rudolphi. See *Tænia marginata*, Batsch.—*Tænia gracilis* (Zeder), Rudolphi. Syn., *Tænia collo longissimo*, Bloch; *Halysis gracilis*, Zeder. This is found in the domestic duck; a cysticercoid found by Scott in the ostracode crustacean (*Candona rostrata*) is thought to be the finn of this worm.—*Tænia grandis saginata*, Goeze. See *Tænia solium*, Linné.—*Tænia granulosa*, Gmelin (1790), Prochaska. See *Tænia echinococcus*, von Siebold (1853), and *Echinococcus polymorphus*, Diesing (1851).—*Tænia grisea*, Pallas (1766), or *grysea* (sic), Schrank (1788). See *Bothriocephalus latus*, Bremser.—*Tænia humanis inermis*, Brera (1802). See *Bothriocephalus latus*, Bremser (1819).—*Tænia hydatigena*, Pallas. See *Tænia marginata*, Batsch. Cf. *Cysticercus tænie solii*, Leuckart.—*Tænia hydatigena anomala*, Steinbach; *Tænia hydatigena suilla*, Fabricius. See *Tænia solium*, Linné.—*Tænia hydatula*, Linné. See *Tænia marginata*, Batsch.—*Tænia imbricata*, Diesing (1854). Syn., *Tænia pusilla* (?), Bellingham. Found in the small intestine of the house-mouse (*Mus musculus*, Linné).—*Tænia imbutiformis*, Polonio. Found in the intestine of the domestic duck.—*Tænia inermis*, Moquin-Tandon (1860); *Tænia inermis hominis*, Brera (*pro parte*) (1802). See *Tænia saginata*, Goeze (1782).—*Tænia infundibuliformis*, Dujardin. See *Tænia cesticillus*, Molin.—*Tænia infundibuliformis*, Goeze, Batsch, Siebold, von Linstow. Syn., *Tænia avium*, Pallas (*ex parte*); *Tænia infundibulum*, Bloch; *Tænia articulis conoideis*, Bloch; *Tænia cuneata*, Batsch; *Tænia conoidea*, Schrank; *Alyselminthus infundibuliformis*, Zeder; *Halysis infundibuliformis*, Zeder; *Tænia phasiani cochlicis*, Rudolphi. This entozoön is found in large numbers in fowls. According to Grassi and Rovelli the cysticercus of this tænia has for its intermediate host an earthworm (*Allobophora fetida*, Eisen). Cf. *Tænia sinuosa*, Rudolphi.—*Tænia infundibulum*, Bloch. See *Tænia infundibuliformis*, Goeze.—*Tænia krabbei*, Moniez. An Icelandic species found in the intestine of the domestic dog. The larva or finn occurs in the reindeer (*Cervus tarandus*, Linné).—*Tænia lanceolata*, Bloch, Goeze, Batsch, Schrank, Gmelin, Fröhlich, Creplin, Dujardin. Syn., *Tænia anserum*, Frisch (1727); *Tænia acutissima*, Pallas; *Halysis lanceolata*, Dujardin, Zeder. Most frequently found in the intestine of the domestic goose, often, according to its discoverer Frisch, producing a veritable epizooty.—*Tænia lanceolata*, Chabert (1787). See *Linguatula rhinaria*, Railliet

(1886).—*Tænia lata*, Linné (1748); *Tænia lata event. grisea*, Pallas (1776). See *Bothriocephalus latus*, Bremser.—*Tænia lata*, Tutschek, observed by Tumale (Africa). See *Tænia saginata*.—*Tænia lata*, Pruner (1847), included by R. Blanchard among the synonyms of *Tænia saginata*, Goeze, and by Cobbold among those of *Tænia solium* (Linné), Rudolphi.—*Tænia lata*, Reinstein. See *Tænia solium*, Linné, Rudolphi.—*Tænia leptocephala*, Creplin. See *Tænia flavopunctata*, Weinland.—*Tænia lineata*, Bloch. See *Tænia trilineata*, Batsch.—*Tænia lineata*, Goeze, Batsch, Schrank, Gmelin, Diesing. With this species found in the wild-cat, Hamann (1885) has classed a form expelled by a domestic dog.—*Tænia litterata*, Batsch. See *Tænia pseudo-cucumerina*, Baillet.—*Tænia litterata*, Goeze. See *Tænia pseudo-elliptica*, Baillet.—*Tænia longirostris*, Fröhlich. See *Tænia trilineata*, Batsch.—*Tænia lophosoma*, Cobbold. See *Tænia saginata*, Goeze (1872). Cobbold insists that this is a good species despite the criticisms bestowed upon his determination.—*Tænia lupina*, Schrank, Goeze. See *Tænia marginata*, Batsch.—*Tænia madagascariensis*, Davaine (1869). Syn., *Tænia ex cysticercu tenuicollis*, Küchenmeister. Found in the human intestine.—*Tænia magna*, Abildgaard. See *Tænia plicata*, Rudolphi.—*Tænia malleus*, Goeze. See *Tænia fasciolaris*, Pallas.—*Tænia mammillaria*, Mehlis, Diesing, Neumann. Found in the intestine of the horse.—*Tænia marginata*, Batsch, Rudolphi, Dujardin, Diesing, Cobbold. Syn., *Tænia cucurbitina*, Pallas, Bloch; *Tænia cateniformis lupi*, Goeze; *Tænia lupina*, Schrank, Goeze; *Tænia ex cysticercu tenuicollis*, Küchenmeister; *Tænia tenuicollis*, Gunther, Moquin-Tandon; *Tænia hydatigena*, Pallas, Bloch; *Tænia hydatula*, Linné; *Tænia globosa*, Rudolphi, Gmelin; *Tænia simia*, Gmelin; *Tænia ferarum*, Gmelin; *Tænia caprina*, Gmelin; *Tænia ovilla*, Gmelin; *Tænia vervecina*, Gmelin; *Tænia bovina*, Gmelin; *Tænia apri*, Gmelin; *Halysis marginata*, Zeder; *Tænia cysticerci tenuicollis*, Leuckart. This is the largest of the tapeworms infesting the dog and wolf. The finn or larva (*Cysticercus tænie marginate*, Batsch-Diesing, q. v.), is found in various ruminants, sheep, goats, hogs, horses, squirrels, monkeys, and man.—*Tænia mediocanellata*, Küchenmeister (1852). The parasite described as new under this name by Küchenmeister being in reality a specimen of *Tænia solium*, the name was unfortunately transferred to the unarmed species, but it should be dropped. "It is surely not only justifiable, but really demanded by the rules of zoölogic nomenclature, that the thoroughly unsuitable designation '*mediocanellata*' should be replaced by Goeze's very appropriate name '*saginata*,' and since Küchenmeister has himself declared that he was prepared to accept any name more suitable than his own, I have no scruples in using the name *Tænia saginata*" (Leuckart).—*Tænia megaloon*, Weinland. See *Tænia saginata*, Goeze.—*Tænia megalops*, Nitzsch, Neumann. Found in the intestine of the domestic duck.—*Tænia membranacea*, Pallas (1781), Batsch (1786). See *Bothriocephalus latus*, Bremser (1819).—*Tænia microstoma*, Dujardin, Diesing. This is found in the intestine of the house-mouse (*Mus musculus*, Linné), and of the house-rat (*Mus rattus*, Linné). The larva or finn occurs in the insect *Anisolabris annulipes*, Lucas.—*Tænia moniliformis*, Batsch, Gmelin. See *Tænia crassicollis*, Rudolphi (1819).—*Tænia moniliformis*, Pallas (1781), Schrank (1788). See *Tænia canina*, Linné (1767).—*Tænia murina*, Dujardin. A platode found in the intestine of the

brown rat (*Mus decumanus*, Pallas), and of the house-mouse (*Mus musculus*, Linné).—*Tænia musculi*, Rudolphi, Diesing. Syn., *Tænia tenella*, Pallas. Found in the abdominal cavity of the house-mouse (*Mus musculus*, Linné); a doubtful species.—*Tænia*



*TÆNIA NANA*, von Siebold. (× 10.) (After Leuckart.)



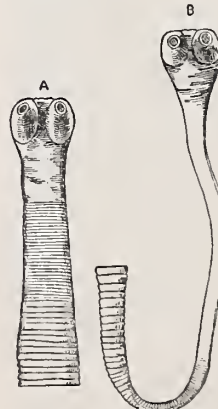
Head of *TÆNIA NANA*, von Siebold; with retracted rostellum. (× 75.)  
A. An isolated hook. (× 300.) (After Leuckart.)




Egg of *TÆNIA NANA*, von Siebold. (× 300.) (After Leuckart.)

with melanosis.—*Tænia osculis marginalibus oppositis*, Linné (1748). See *Tænia canina*, Linné (1767).—*Tænia osculis marginalibus solitariis*, Linné (1748), Bradley. See *Tænia solium*, Linné.—*Tænia ovilla*, Gmelin. See *Tænia marginata*, Batsch.—*Tænia ovilla*, Rivolta (1878). See *Thysanosoma giardi*, Rivolta (1868), Stiles (1893).—*Tænia ovina*, Goeze (1782), Batsch (1786), Schrank (1788), Gmelin (1789). See *Moniezia expansa*, R. Blanchard (1891).—*Tænia ovipunctata*, Rivolta (1874). See *Stilesia globipunctata*, Railliet (1893).—*Tænia passeris*, Gmelin. See *Tænia fringillarum*, Rudolphi.—*Tænia pectinata*, Goeze. This tapeworm (possibly the name includes several species) is found in the intestine and stomach of the domestic rabbit. The tapeworms of rabbits and hares, owing to their variable characters, have been grouped by Riehm into the following species: *Tænia rhopaloccephala*, Riehm; *Tænia vimerosa*, Moniez; *Dipylidium latissimum*, Riehm; *Dipylidium leuckarti*, Riehm; *Dipylidium pectinatum*, Riehm.—*Tænia perfoliata*, Goeze, Schrank, Rudolphi, Bremser, Gurlt, Dujardin, Diesing, Neumann. Syn., *Tænia equina*, Pallas, Batsch, Gmelin; *Tænia quadrilobata*, Abildgaard; *Alyselminthus lobatus*, Zeder; *Halysis perfoliata*, Zeder. A platode found in the small intestine and colon of the horse.—*Tænia*

*phasiani cochlicis*, Rudolphi. See *Tænia infundibuliformis*, Goeze.—*Tænia plana pellucida*, Goeze (1782). See *Tænia solium* (Linné), Rudolphi (1810).—*Tænia plicata*, Rudolphi, Bremser, Gurlt, Dujardin, Diesing, Neumann. Syn., *Tænia equina*, Pallas, Müller, Chabert; *Tænia magna*, Abildgaard; *Alyselminthus plicatus*, Zeder; *Halysis plicata*, Zeder. A form found in the small intestine and stomach of the horse.—*Tænia prima*, Plater (1603). See *Bothriocephalus latus*, Bremser (1819).—*Tænia proglottina*, Davaine. Found in the intestine of the domestic fowl. The larva or finn occurs in the snails, *Limax agrestis*, Linné, and *Limax variegatus*, Draper.—*Tænia pseudo-cucumberina*, Baillet. Syn., *Tænia cateniformis vulpis*, Borke apud Goeze, Schrank, Gmelin; *Tænia litterata*, Batsch, Rudolphi, Dujardin, Diesing; *Alyselminthus litteratus*, Zeder; *Halysis litterata*, Zeder. Found in the dog in Iceland.—*Tænia pseudo-elliptica*, Baillet. Syn., *Tænia litterata*, Goeze. Found in the cat. Resembles closely and is perhaps identical with the *Tænia pseudo-cucumberina*, Baillet, of the dog.—*Tænia pusilla*, Bellingham. See *Tænia imbricata*, Diesing.—*Tænia pusilla*, Goeze, Batsch, Schrank, Rudolphi, Dujardin, Diesing. Syn., *Tænia cucurbitina*, Pallas; *Tænia cateniformis*, e Gilrium, Gmelin; *Alyselminthus pusillus*, Zeder; *Halysis pusilla*, Zeder. Found in the small intestine of the brown rat (*Mus decumanus*, Pallas), and of the house-mouse (*Mus musculus*, Linné), and of the house-rat (*Mus rattus*, Linné), and in *Mus sylvaticus*.—*Tænia quadrilobata*, Abildgaard. See *Tænia perfoliata*, Goeze.—*Tænia ratti*, Rudolphi, Diesing. Found in the intestine of the house-rat (*Mus rattus*, Linné).—*Tænia relicta*, Zschokke. Found in the intestine of the brown rat (*Mus decumanus*, Pallas).—*Tænia rhinaria*, Pilger (1802). See *Linguatula rhinaria*, Railliet (1886).—*Tænia rhopaliocephala*, Riehm. See *Tænia pectinata*, Goeze.—*Tænia saginata*, Goeze (1782). Syn., *Tænia solium*,



Cephalic end of *TÆNIA SAGINATA*, Goeze: (A) in retracted, and (B) extended state. (After Leuckart.)



*TÆNIA SAGINATA*, Goeze. (After Leuckart.)

Linné, *pro parte* (1767); *Tænia cucurbitina*, Pallas, *pro parte* (1781); *Tænia inermis hominis*, Brera, *pro parte* (1802); *Pentastoma coarctata*, Virey (1823);



*Tenia dentata*, Nicolai (1830); *Tenia lata*, Pruner (1847), Tutschek; *Bothriocephalus tropicus*, Schmidt Müller (1847); *Tenia medioanellata*, Küchenmeister; *Tenia sans épine*, Andry; *Ver solitaire*, Andry; *Tenia solium*, var. *medioanellata*, Diesing (1854); *Tenia e capite bone spei*, Küchenmeister; *Tenia vom Kap der guten Hoffnung*, Küchenmeister (1855); *Teniarhynchus medioanellatus*, Weinland (1884); *Tenia solium*, var. *abietina*, Weinland (1858); *Tenia megalodon*, Weinland; *Tenia inermis*, Moquin-Tandon (1860); *Tenia tropica*, Moquin-Tandon (1860); *Tenia capense*, Moquin-Tandon; *Tenia algérien*, Redon; *Tenia fenetre*, Masars de Cazeles; *Tenia hybride*, Brera; *Tenia inermis*; *Cystotenia medioanellata*, Leuckart (1862); *Unbewaffneter Bandwurm des Menschen*; *The Beef Tapeworm*, the most prevalent cestode of man. It is frequent in Southern and Western Europe and Russia, and appears to be increasing in Great Britain, France, and Switzerland, and is abundant throughout Asia and Africa. It is rare in North and Central America, but is quite common in Equatorial Brazil, increasing in Peru and Chili. It is least abundant in heavily wooded regions. The finn or larva, a simple scolex known as the beef-measle (*Cysticercus tenia saginata*, Goeze-Leuckart, *q. v.*), has for its host all the varieties of the ox (*Bos taurus*).—*Tenia saginata*, Lewin. See *Tenia solium*, Bremser.—*Tenia secunda*, Plater. See *Tenia solium*, Rudolphi.—*Tenia semiteres*, Baird. See *Tenia crassicolis*, Rudolphi.—*Tenia serialis*, Baillet. This species was first found in dogs after feeding them the *Canurus serialis*, Gervais (*q. v.*), from the connective tissue of rodents, especially warren rabbits.—*Tenia serrata*, Goeze (1782), Batsch, Schrank, Gmelin, Rudolphi, Gurlt, Mehlis, Dujardin, v. Siebold, Diesing, Neumann. Syn., *Tenia cucurbitina*, Pallas, Batsch, Gmelin; *Tenia canina*, Bloch, Carlisle; *Tenia canina solium*, Werner; *Halysis serrata*, Zeder. The common tapeworm of the dog which becomes infested by eating hares, rabbits, or mice affected with the finn, *Cysticercus tenia serrata* (Zeder), Goeze (*q. v.*).—*Tenia serrata felis*, Goeze, Batsch, Schrank, Gmelin, Rudolphi. See *Tenia crassicolis*, Rudolphi.—*Tenia serrata rölli*, Küchenmeister. See *Tenia echinococcus*, von Siebold (1853).—*Tenia setigera*, Fröhlich, Gmelin, Rudolphi, Siebold, Dujardin, Creplin, Diesing, Neumann. Syn., *Tenia fasciata*, Feur-eisen; *Alyselminthus setigerus*, Zeder; *Halysis setigera*, Zeder. Found in the intestine of the tame goose and swan, producing at times an epizootic teniasis.—*Tenia simia*, Gmelin. See *Tenia marginata*, Batsch.—*Tenia sinuosa*, Rudolphi, Mehlis, Dujardin, Creplin, Diesing. Syn., *Tenia collari nigro*, Bloch; *Tenia collaris*, Bloch; *Tenia torquata*, Gmelin, Rudolphi; *Alyselminthus sinuosus*, Zeder; *Halysis torquata*, Zeder; *Halysis sinuosa*, Zeder; *Tenia infundibuliformis anserum*, Goeze, Rudolphi. This cestode is found in wild and domestic ducks and geese (*Anas acuta*, *Anas boschas fera*, *Anas anser domesticata*, *Anas anser fera*, *Anas fuligula*, *Anas brasiliensis*). The larva or finn (*Cysticercus tenia sinuosa*, Zeder), is found in the craw-fish (*Astacus fluviatilis*, Rondelet).—*Tenia sive fascia intestinum*, Spigel (1618). See *Bothriocephalus latus*, Bremser (1819).—*Tenia solitaria*, Leske. See *Tenia solium* (Linné), Rudolphi.—*Tenia solium*, Bremser. See *Tenia saginata*.—*Tenia solium*, Linné (1767), Hasselquist, Werner, Gmelin, Carlisle, Jördens, Rudolphi (1810), Cuvier, Olfers, Frank, Bremser, Gomez, Delle Chiaje, Mehlis, Owen, Creplin, Randel, Lewacher, Nordmann, Wahruch, Dujar-

din, Diesing, Leuckart, Cobbold, Neumann, Perron-cito, Moniez. Syn., *Tawnai*, Aristotle; *Παραία ἐλ-μυς*, Hippocrates; *Lumbriculatus*, Plinius; *Tenia de la second espèce*, Andry; *Tenia à épine*, Andry (1700); *Tenia secunda*, Plater; *Vermis cucurbita*, Plater; *Tenia osculis marginalibus solitariis*, Linné, Bradley; *Tenia articulatus demittens*, Dyonis; *Tenia cucurbitina*, Pallas (1781), Bloch, Goeze (1782), Batsch, Schrank; *Tenia cucurbitina plana pellucida*, Goeze; *Tenia vulgaris*, Werner (1782); *Tenia unana armata*, Brera (1802); *Tenia stigmata laterali-bus*, Bonnet; *Tenia dentata*, Gmelin (1790), Nicolai; *Tenia lata*, Reinsteiner; *Tenia fenestrata*, Delle Chiaje; *Tenia de-gener*, Spigel; *Tenia solitaria*, Leske; *Tenia communis*, Moquin-Tandon; *Tenia allopunc-tata hominis*, Treutler; *Tenia hydatigena anomala*, Steinbach; *Tenia hydatigena suilla*, Fabri-cius; *Tenia finna*, Gmelin; *Tenia cellulosa*, Gmelin, Treutler; *Halysis solium*, Zeder (1800); *Pentastoma coarctata*, Virey (1823); the *Tenia fusa* and *Tenia continua* of Colin are but anomalous forms of this species. Küchenmeister's *Tenia medioanellata* was in reality a *Tenia solium*; *Bewaffneter Bandwurm des Menschen*; *The Armed Tapeworm*. This tapeworm has been known as a parasite of man from the earliest times. It has been observed in all parts of Europe, but with remarkable differences in frequency, being relatively rare in Turkey in Europe, the Danubian provinces, Greece, Italy, France, Spain, and Eng-land. It is more frequent in Central Europe, in Ger-many and Austria, the prevalence of the parasite hold-ing direct relation to the quantity of pork consumed. It is rare throughout Asia, Japan, Oceanica, and Africa. In North America it appears to be somewhat on the increase. It is very rare in Mexico and South Amer-ica. The larva (*Cysticercus cellulosa*, *Cysticercus tenia solii*, Leuckart *q. v.*) is found in the tissues of swine, dogs, cats, rats, and man, producing measles (*q. v.*). *Tenia solium*, var. *abietina*, Weinland (1858). See *Tenia saginata*, Goeze.—*Tenia solium*, var. *medio-canellata*, Diesing (1854). See *Tenia saginata*, Goeze (1782).—*Tenia stigmata laterali-bus*, Bon-net. See *Tenia solium*, Linné.—*Tenia struthionis*, Houltayn. Found in the intestine of the ostrich (*Struthio camelus*).—*Tenia tenella*, Cobbold. This name was first applied to *Bothriocephalus latus* by Pallas and Retzius (1781), afterward by Cobbold to a small-sized *Tenia solium* (according to Chatin), which he held to be a distinct species and derived from a finn which he termed *Cysticercus ovis* (be-cause found in the pseudo-measles of sheep); this in turn proved to be *Cysticercus tenia*.—*Tenia tenella*, Pallas. See *Tenia musculi*, Rudolphi.—*Tenia tenuicollis*, Günther, Moquin-Tandon. See *Tenia marginata*, Batsch.—*Tenia tetragona*, Molin. Found in the intestine of the domestic fowl.—*Tenia torquata*, Gmelin. See *Tenia sinuosa*, Rudolphi.—*Tenia trilineata*, Batsch, Rudolphi, Dujardin, Creplin. Syn., *Tenia lineata*, Bloch; *Tenia anatis*,  $\beta$  *lineata*, Gmelin; *Tenia longirostris*, Fröhlich; *Halysis trilineata*, Zeder. Found in the intestine of



Cephalic end of *TÆNIA SOLIUM*, Linné.  
(After Leuckart.)



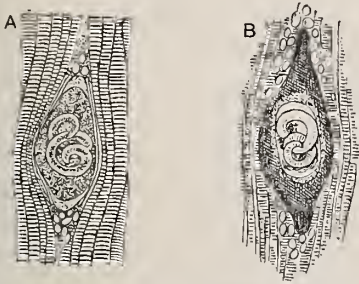
Egg of *TÆNIA SOLIUM*, Linné. (X 300.)  
(After Leuckart.)

the domestic duck.—*Tænia tropica*, Moquin-Tandon (1860). See *Tænia saginata*, Goeze (1782).—*Tænia umana armata*, Brera (1802-3). See *Tænia solium*, Linné.—*Tænia umbonata*, Molin. Found in the intestine of the house-mouse (*Mus musculus*, Linné).—*Tænia vasis nutritiis distinctis*, Bloch (1782). See *Moniezia expansa*, R. Blanchard (1891).—*Tænia vervicina*, Gmelin. See *Tænia marginata*, Batsch.—*Tænia veterum*, Spigel (1618). See *Bothriocephalus latus*, Bremser.—*Tænia visceralis socialis granulosa*, Goeze (1782). See *Tænia echinococcus*, von Siebold (1853), and *Echinococcus polymorphus*, Diesing (1851).—*Tænia vogti*, Moniez (1879). Syn., *Anoplocephala vogti*, Moniez (1891). A doubtful species reported as parasitic in sheep.—*Tænia vom Kap der guten Hoffnung*, Küchenmeister (1855) (the *Tænia capensis* of Moquin-Tandon). See *Tænia saginata*, Goeze.—*Tænia vulgaris*, Linné (1748), Werner (1782). See *Bothriocephalus latus*, Bremser (1819); and *Tænia solium* (Linné), Rudolphi (1810).—*Tænia wimerosa*, Moniez. Found in the wild rabbit. See *Tænia pectinata*, Goeze.—*Tænia-rhynchus mediocanellatus*, Weinland (1855). See *Tænia saginata*, Goeze.—*Taon bruyant*. See *Tabanus bromius*, Linné.—*Taon d'automne*. See *Tabanus autumnalis*, Linné.—*Taon des bœufs*. See *Tabanus bovinus*, Linné.—*Taon noir*. See *Tabanus morio*, Latreille.—*Taon rustique*. See *Tabanus rusticus*, Fabricius.—*Tarsonemus intectus*, Karpelles. See *Tarsonemus monunguiculatus*, R. Blanchard.—*Tarsonemus monunguiculatus*, R. Blanchard (1889). Syn., *Critophotes monunguiculatus*, Geber (1879); *Kritoptes monunguiculatus*, Geber (1884); *Acarus hordei*, Geber (1884); *Tarsonemus uncinatus*, Flemming (1884); *Tarsonemus intectus*, Karpelles. An acaridan which is frequently very troublesome to workers in barley.—*Tarsonemus uncinatus*, Flemming. See *Tarsonemus monunguiculatus*, R. Blanchard.—*Tavin*, the common name for the breeze-fly. Cf. *Tabanus sp.*—*Tawny Breeze-fly*. See *Tabanus fulvus*, Meigen.—*Trichomyza fusca*, Macquart. Syn., *Scatella urinaria*, Robineau-Desvoidy; *Mydæa vomituritionis*, Robineau-Desvoidy. A fly very common about urinals and water-closets, the larvæ being represented as pseudo-parasites, the possibility of which is not fully settled, but is unlikely.—*Tenebrio molitor*, Linné. Syn., *Ver de farine*, Fr.; *Mehlkäfer*, Müller, Ger.; *Meal-beetle*, *Flour-beetle*. The larva or meal-worm is reported as a facultative parasite in the nose, digestive tube, and urinary passages of man, by Bateman, Allen, Shaw, Foresters, Tulpus, Kellie, Pickells, Thomson, Traill, Gleadow, and Acrel.—*Ténia à anneaux courts*, Bonnet (1750). See *Bothriocephalus latus*, Bremser (1819).—*Ténia à épine*, Andry (1700). See *Bothriocephalus latus*, Bremser.—*Ténia algérien*, Redon. An anomalous pigmented form of *Tænia saginata*, Goeze.—*Ténia de la second espece*, Andry (1700). See *Bothriocephalus latus*, Bremser.—*Ténia fenêtré*, Masars de Cazeles. See *Tænia saginata*, Goeze.—*Ténia hybrida*, Brera. An anomalous form of *Tænia saginata*.—*Ténia inerme*. See *Tænia saginata*, Goeze.—*Ténia lancéole ou ver rhinaire*, Chabert (1787). See *Linguatula rhinaria*, Railliet (1886).—*Tentacularia subcompressa*, Zeder. See *Filaria lymphatica*, Moquin-Tandon.—*Terratas*, Röhl (1852). See *Tænia echinococcus*, von Siebold (1853).—*Tetracotyle*, Filippi. See *Holostoma erraticum*, Rudolphi.—*Tetragulul caviæ*, Bosc (1810). See *Linguatula rhinaria*, Railliet (1886).—*Tetrameres hæmochrous*, Creplin (1846). See *Tropidocerca inflata*, Diesing (1861), and *Tropidocerca*

*paradoxa*, Diesing.—*Tetranychus autumnalis*, Shaw. Syn., *Leptus autumnalis*; *Trombidium autumnalis*. The common "harvest-bug" of England and the *rouget* of the French, which has been incorrectly referred by Mégnin to *Trombidium holosericeum*, Fabricius. A minute, scarcely visible, spinning-mite, breeding upon plants, beans, currants, raspberries, gooseberries, etc., which it deserts whenever opportunity offers, to fasten on animals, having a special predilection for human beings, especially women and children. It causes severe itching. The mite is very abundant in England, Scotland, and on the continent of Europe, especially near the seashore. The larval hexapod is the form most often met with.—*Tetranychus molestissimus*. Syn., *Bicho Colorado* of the Argentine Republic and Uruguay; a small, red *Acarus* that lives on the under surface of the leaves of *Xanthium macrocarpum*; it attacks man and other warm-blooded animals, causing insupportable itching.—*Tetranychus tlalsahuate*, Lemaire, Murray (1867); a mite called by the Indians of Mexico *Tlalsahuate*. It lives among the herbage and is almost imperceptible to the naked eye. It attacks man and fixes itself upon the eyelids or armpits, etc. It is included by authors under the spurious genus *Leptus*.—*Tetrastoma renalis*, Lucarelli and Della Chiaje. A trematode found in the urinary tubules of an Italian woman.—*Texas Screw-worm*. See *Lucilia macellaria*, Robineau-Desvoidy.—*Thecosoma hæmatobium*, Moquin-Tandon. See *Gyncophorus hæmatobius*, Diesing.—*Thelazia rhodesii*, Desmarest. See *Filaria equina*, Abildgaard.—*Threadworm*. See *Oxyuris vermicularis*, Bremser.—*Thysanosoma actinioides*, Diesing (1834), Stiles (1892). Syn., *Tænia fimbriata*, Diesing (1850); *Moniezia fimbriata*, Moniez (1891). This is found in sheep and several species of deer. It appears to be the cause of much of the tapeworm-disease of the western United States.—*Thysanosoma giardi*, Rivolta (1878), Stiles (1893). Syn., *Tænia ovilla*, Rivolta (1878); *Tænia giardi*, Moniez (1879); *Tænia aculeata*, Perroncito (1882); *Moniezia ovilla*, Moniez (1891); *Moniezia ovilla*, var. *macilentæ*, Moniez (1891). This cestode has sheep and cattle for its hosts.—*Tinea rotunda*, Plinius. See *Ascaris lumbricoides*, Linné (1758).—*Tipula sp.* A fly, the larvæ of which are reported by Kirby (England) as facultative human parasites.—*Tique*, Raspail. See *Dermanyusæ arum*, de Geer, and *Sarcopsylla penetrans*, Westwood.—*Tique des chiens*, Geoffroy. See *Ixodes ricinus*, Linné.—*Tique senegalaise*. See *Ixodes algeriensis*, Mégnin.—*Tlalsahuate*. See *Tetranychus tlalsahuate*, Lemaire.—*Todtenkäfer*. See *Blaps mortisaga*, Linné.—*Ton*. See *Sarcopsylla penetrans*, Westwood.—*Torcel*. See *Dermatobia noxialis*, Goudot.—*Trichina affinis*, Diesing, Herbert, Küchenmeister, Wedl, Leidy. Found encapsulated in the connective tissue and muscles of the hog, cat, dog, mole, badger, gull, buzzard, and crane.—*Trichina circumflexa*, Polonio. Found encapsulated in the peritoneum of the brown rat (*Mus decumanus*, Pallas).—*Trichina contorta*, Botkin. See *Tylenchus putrefaciens*, Kühn.—*Trichina cystica*, Salisbury (1868). See *Filaria sanguinis hominis*, Lewis (1872).—*Trichina papillosa*, Rivolta and Delprato. These nematodes were found encysted in the connective tissue about the esophagus, crop, and gizzard of the fowl. To this species probably belongs the *Disparagus spiralis*, Molin.—*Trichina spiralis*, Owen (1835). Syn., *Vibrio humana*, Lizars (1843); *Trichina spiralis*, Bischoff (1840); *Pseudalius trichina*, Davaine (1862). The adult parasite is




found in the intestines, and the larvæ encapsuled in the connective tissue of all warm-blooded animals, especially man, the hog, dog, cat, mouse, and rat.



TRICHINA SPIRALIS, Owen; (A) encapsuled with connective tissue covering (in situ); (B) calcified. (After Leuckart.)

Leidy (1846) was the first to discover this parasite in the hog, the source from which man is infected.—*Trichina spiralis*, Bischoff (1840). See *Trichina spiralis*, Owen (1835).—*Trichocephalus*, Goeze



TRICHINOSED PORK. (X 30.) (After Leuckart.)

TRICHOCEPHALUS HOMINIS, Schrank (in situ.) (After Leuckart.)

(1782). See *Trichocephalus hominis*, Schrank (1788).—*Trichocephalus affinis*, Rudolphi. Found in the large intestine of the domestic sheep, goat, cattle, dromedary, and Bactrian camel.—*Trichocephalus campanula*, von Linstow. Found in the intestine of the domestic cat.—*Trichocephalus crenatus*, Rudolphi. Found in the large intestine of the hog.—*Trichocephalus depressiusculus*, Rudolphi. Found in the cecum of the dog and ferret.—*Trichocephalus dispar*, Rudolphi (1801). See *Trichocephalus hominis*, Schrank (1788).—*Trichocephalus echinophyllus*, Nitzsch. Found in the intestine of the dromedary.—*Trichocephalus hominis*, Schrank (1788). Syn., *Trichuris*, Büttner (1761); *Ascaris trichiura*, Linné (1771); *Trichocephalus*, Goeze (1782); *Trichocephalus simiae patas*, Treutler (1793); *Trichocephalus dispar*, Rudolphi (1801); *Mastigodes hominis*, Zeder (1803); *Mastigodes simiae*, Zeder (1803); *Trichocephalus lemuris*, Rudolphi (1819); *Trichocephalus paleiformis*, Rudolphi (1819). This parasite of the human intestine is much more common than is generally suspected by physicians, owing to the tenacity with which the worms adhere to the mucous membrane. Recent investigations prove that many cases of obscure and persistent anemia may be traced to its presence by a search for the eggs in the feces.

—*Trichocephalus lemuris*, Rudolphi (1819). See *Trichocephalus hominis*, Schrank (1788).—*Trichocephalus nodosus*, Rudolphi. Found in the cecum of the house-mouse (*Mus musculus*, Linné) and of the house-rat (*Mus rattus*, Linné).—*Trichocephalus paleiformis*, Rudolphi (1819). See *Trichocephalus hominis*, Schrank (1788).—*Trichocephalus serratus*, von Linstow. Found in the intestine of the domestic cat.—*Trichocephalus simiae patas*, Treutler (1793). See *Trichocephalus hominis*, Schrank (1788).—*Trichocephalus unguiculus*, Rudolphi. Found in the intestine, especially the cecum of the wild and domestic rabbit and hare.—*Trichodectes canis*, de Geer. See *Trichodectes latus*, Nitzsch.—*Trichodectes capræ*, Packard, Gurlt. See *Trichodectes climax*, Nitzsch.—*Trichodectes climax*, Nitzsch. Syn., *Trichodectes capra*, Gurlt, Packard; *Trichodectes solidus*, Rudow; *Trichodectes mombricus*, Rudow; *Petit pou de la chèvre*, Goat-louse. The common goat-louse frequent on the goat (*Capra hircus*, Linné).—*Trichodectes crassipes*, Rudow. Syn., *Trichodectes penicillatus*, Piaget. Found on the Angora goat and kangaroo (*Macropus penicillatus*).—*Trichodectes equi*, Denny (1842). Syn., *Trichodectes parumpilosus*, Piaget (1880), varieties *ocellata* and *tarsata*.—*Trichodectes latus*, Nitzsch, Burmeister, Denny, Piaget. Syn., *Ricinus canis*, de Geer; *Trichodectes canis*, de Geer; *Pediculus setosus*, Olfers; *Pediculus canis*, O. Fabricius (?); *Gros pou du chien*; *Hunde-Haartling*; *Dog-louse*. Found on dogs, especially puppies, mostly on the head and neck. This louse is the host of the finn (*Cryptocystis trichodectis*, Villot) of the tapeworm of the dog (*Tenia canina*), Linné.—*Trichodectes limbatus*, Gervais. See *Trichodectes climax*, Nitzsch.—*Trichodectes mombricus*, Rudow. See *Trichodectes climax*, Nitzsch.—*Trichodectes ovis*. See *Trichodectes sphaerocephalus*, Nitzsch.—*Trichodectes parumpilosus*, Piaget (1880). See *Trichodectes equi*, Denny (1842).—*Trichodectes penicillatus*, Piaget. See *Trichodectes crassipes*, Rudow.—*Trichodectes pilosus*, Giebel. Syn., *Pediculus equi*, Linné. The louse of the horse and ass.—*Trichodectes pubescens*. See *Trichodectes equi*, Denny.—*Trichodectes pubescens*, Neumann. *Louse of the Horse*; *Petit pou du cheval*. Found on the domestic horse, Burchell's zebra, and the small horses of Java.—*Trichodectes quadricornis*, Gay (Neumann, 1890). A louse of the horse.—*Trichodectes scalaris*, Nitsch, Piaget. Syn., *Pediculus bovis*, Linné; *The Biting Louse*; *Petit pou du bœuf*. Found on cattle.—*Trichodectes solidus*, Rudow. See *Trichodectes climax*, Nitsch.—*Trichodectes sphaerocephalus*, Nitzsch, Piaget. Syn., *Trichodectes ovis*, *Pediculus ovis*, Linné. *The Sheep-louse*; *Schaf-Haartling*. The adults lay their eggs at the base of the wool fibers; no other host is known.—*Trichodectes subrostratus*, Nitzsch, Piaget. Syn., *Pou du chat*; *Cat-louse*. The only louse found on the cat.—*Trichodes crassicauda*, Bellingham. See *Trichosoma crassicauda*, Bellingham.—*Trichomonas caudata*, Steinberg. An infusorian found in the human mouth.—*Trichomonas caviæ*, Davaine (1875). Syn., *Cimanomonas caviæ*, Grassi. An infusorian found in the intestine of the guinea-pig.—*Trichomonas columbæ*, Railliet. An infusorian intestinal parasite of the pigeon.—*Trichomonas eberthi*, Neumann. Found by Eberth in the fowl and in the glands of Lieberkühn of the duck. Neumann holds that the *Monocercomonas anatis* of Davaine may be identical with this species.—*Trichomonas elongatus*, Steinberg. Found in the human mouth.—*Trichomonas evansi*, Crook-

shank. See *Trypanosoma evansi*, Balbiani.—**Trichomonas flagellata**, Steinberg. Found in the human mouth.—**Trichomonas intestinalis**, Leuckart. Syn., *Cercomonas intestinalis*, Marchand (1875). This infusorian has been frequently found by Grassi in human dejections in cases of acute and subacute diarrhea, and in cases of typhoid fever and enteritis by Marchand and Zenker.—**Trichomonas irregularis**, Salisbury (1868). See *Cystomonas urinaria*, R. Blanchard (1885).—**Trichomonas suis**, Davaine. A flagellate infusorian parasite in the stomach of the pig.—**Trichomonas vaginalis**, Donné. Found abundantly in the acid mucus of the human vagina.—**Trichonema arcuata**, Cobbold. See *Sclerostoma tetracantha*, Diesing.—**Trichosoma aërophilum**, Creplin. Syn., *Eucolus aërophilus*, Creplin. A filiform worm found in the trachea and bronchi of the cat, fox, and marten.—**Trichosoma annulatum**, Molin. This is found beneath the esophageal membrane of the domestic fowl.—**Trichosoma annulosum**, Dujardin. This is found in the small intestine and duodenum of the brown rat (*Mus decumanus*, Pallas), and the house rat (*Mus rattus*, Linné).—**Trichosoma bacillatum**, Eberth. This is found in the esophagus of the house-mouse (*Mus musculus*, Linné).—**Trichosoma brevicolle**, Rudolphi. This is found in the intestine and cecum of the domestic goose.—**Trichosoma collare**, von Linstow. Occasionally found in great quantities in the intestine of the domestic fowl.—**Trichosoma columbæ**, Rudolphi. See *Trichosoma tenuissima*, Diesing.—**Trichosoma contortum**, Creplin. A nematode found in the intestine of ducks, causing a disease termed by Railliet and Lucet (1890) "ingluvial indigestion."—**Trichosoma crassicauda**, Bellingham. Syn., *Trichodes crassicauda*, Bellingham. Found in the urinary bladder and ureter of the brown rat (*Mus decumanus*).—**Trichosoma felis cati**, Bellingham. Found in the urinary bladder of house-cats by Wedl, and in wild-cats by Bellingham.—**Trichosoma lineare**, Leidy (1856). Found in the small intestine of the domestic cat.—**Trichosoma longicolle**, Rudolphi. Found in the large intestine and cecum of the domestic fowl; not frequent.—**Trichosoma muris musculi**, Creplin. Found in the large intestine of the house-mouse (*Mus musculus*, Linné).—**Trichosoma papillosum**, Polonio. Found in the urinary bladder of the brown rat (*Mus decumanus*, Pallas).—**Trichosoma papillosum**, Wedl. Found in the intestine of domestic sheep. Curtice holds it to be the young of *Strongylus filicollis*, Rudolphi.—**Trichosoma plica**, Rudolphi. Found in the urinary bladder of the dog, fox, and wolf.—**Trichosoma schmidtii**, von Linstow. Found in the urinary bladder of the brown rat (*Mus decumanus*, Pallas).—**Trichosoma tenuissima**, Diesing. Syn., *Trichosoma columbæ*, Rudolphi; *Calodium tenue*, Dujardin. Found in the large intestine of the domestic dove; it induces extreme anemia.—**Trichuris**, Bütner (1761). See *Trichocephalus hominis*, Schrank (1788).—**Trinoton conspurcatum**,



TRICHOMONAS INTESTINALIS, Leuckart. (From Leuckart, after Zenker.)



TRICHOMONAS VAGINALIS, DONNÉ. (From Leuckart, after Kölliker.)

Nitzsch, Denny, Piaget. Syn., *Pediculus anseris*, Sultzter; *Trinotum conspurcatum*, Burmeister. One of the largest of the lice found on domestic animals, common on the goose and swan, particularly the latter.—**Trinoton continuum**, Piaget. Probably only a variety of the preceding species.—**Trinoton lituratum**, Nitzsch, Denny, Piaget. Syn., *Ricinus stirnae hiruandis*, Linné; *Trinotum lituratum*, Burmeister; *Trinotum squalidum*, Denny; *Trinotum squalidum*, Verrill. Found with other species on geese (*Dendrocygna arborea*, *Anser albifrons*, *Anas clypeata*).—**Trinoton luridum**, Nitzsch, Denny, Piaget. Found on the domestic duck.—**Trinoton squalidum**, Denny. See *Trinoton lituratum*, Nitzsch.—**Trinotum conspurcatum**, Burmeister. See *Trinoton conspurcatum*, Nitzsch.—**Trinotum squalidum**, Verrill. See *Trinoton lituratum*, Nitzsch, Denny, Piaget.—**Trombidium americanum**. The true American harvest-mite, with eight legs, sometimes confounded with the hexapod stage of a species of *Tetranychus*, under the name of *Leptus irritans*.—**Trombidium autumnalis**. See *Tetranychus autumnalis*, Shaw.—**Trombidium cinereum**. The hexapod larva of this or some closely allied species is reported as a pseudoparasite of man.—**Trombidium holosericum**, Fabricius. According to Mégnin it is the larval hexapod of this species which has long been designated as *Rouget*, *Red Flea*, *Harvest-bug*, *Leptus autumnalis*, etc. This is a mistake, as this hexapod is the larva of *Tetranychus autumnalis*, Shaw, *q. v.*—**Tropidocerca fissispina**, Diesing (1855), von Linstow (1879). Syn., *Tetrameres sp.*, Leuckart (1860). A nematode found in the mucous membrane of the proventriculus of the duck (*Anas boschas domesticus*).—**Tropidocerca inflata**, Diesing (1861). Syn., *Spiroptera inflata*, Mehlis, Creplin; *Tetrameres hamochrous*, Creplin (1846); *Tropidocerca paradoxa*, Diesing (*partim*) 1851. Found in the proventriculus of the domestic duck.—**Tropidocerca paradoxa**, Diesing (1851). Syn., *Tropisurus paradoxus*, Diesing; *Spiroptera inflata*, Mehlis, Creplin (1846); *Tetrameres hamochrous*, Creplin (1846). Found in the proventriculus of several birds, among them the domestic duck. The worm discovered by Simonds, and named *Simondsia paradoxa* by Cobbold (1864), is referred to this species by some writers, but it seems improbable that this is warranted, as the worm was found in a hog, whereas the entire genus of *Tropidocerca* seems to be parasitic only in birds.—**Trout-leech**. See *Hirudo troctina*, Johnson.—**Trypanosoma evansi**, Balbiani. Syn., *Spirochete evansi*, Steel; *Trichomonas evansi*, Crookshank; *Hæmatomonas evansi*, Osler; *Surra Parasite*. The cause of the very serious epizootic pernicious anemia in horses, mules, and camels, called *Surra*, prevailing in India and Southern Asia. Rankin recommends large doses of quinin frequently in milk, with iron and arsenic, at the commencement of the disease.—**Trypanosoma lewisi**, Danilewsky (Saville Kent). Syn., *Herpetomonas lewisi*, Saville Kent. A pale, translucent, motile, flagellate hematozoön found by Lewis in the blood of the rat. Kent suggests, on the grounds of the particular position of the flagellum, that further investigation may demonstrate this to be one of the spermatocytic elements of minute nematodes, microfilariæ, or other endoparasitic forms. Danilewsky calls attention to the similarity between this form and that described by him in the blood of birds.—**Trypsoderma cuniculi**, Wiedemann (1830). See *Cuterebra cuniculi*, Clark (1815).—**Tsé-tsé**, **Tse-tsefliege**, Ger.; **Tse-tsefliege**, Dutch. See *Glossina morsitans*, Westwood (it closely resembles *Stomoxys calcitrans*); abundant in Central Africa.—**Tunga**. See *Sar-*



*copsylla penetrans*, Westwood. — *Turicatas*. See *Argas turicata*, Dugès. — **Turkey-gnat**. See *Simulium meridionale*. — *Tylenchus contorta*, Kühn. Syn., *Trichina contorta*, Botkin. An occasional parasite of man. — **Tyroglyphus echinopus**, Fumouze et Robin. See *Cepophagus echinopus*, Mégnin. — **Tyroglyphus mericourti**, Laboulbène. A singular mite with enormous palpi, found on man by Le Roy de Méricourt. — **Tyroglyphus siro**, Latreille (1806). Syn., *Acarus dysenteriae*, Linné. Common in flour, cheese, etc. Reported as the cause of gastric catarrh in a person who preferred cheese containing these mites. Cases of diarrhea due to them are also recorded. Burke also describes, under the name of *Stomatitis pustulosa acarosa*, an affection of horses caused by eating bran containing these mites. — **Unarmed Tenia of Man**, **Unbewaffneter Bandwurm des Menschen**. See *Tenia saginata*, Goetze. — **Uncinaria balsami**, Parona and Grassi. See *Uncinaria trigonocephali*, Rudolphi. — **Uncinaria cernua**, Creplin. Syn., *Monodontus wedli*, Molin. Found in the small intestine of the domestic sheep. — **Uncinaria duodenalis**, Railliet (1885). See *Dochmius duodenalis*, Leuckart (1876). — **Uncinaria radiata**, Rudolphi. Syn., *Strongylus radiatus*, Rudolphi; *Strongylus venulosus*, Rudolphi. Found in the intestine and duodenum of cattle and goats. — **Uncinaria stenocephala**, Railliet. Syn., *Ankylostomum stenocephalum*; *Dochmius stenocephalus*. Found in dogs, along with *Uncinaria trigonocephalus*; it appears to play as active a part as its congener in the development of anemia in packs of sporting-dogs (Neumann). — **Uncinaria trigonocephala**, Rudolphi. Syn., *Ankylostomum trigonocephalum*, Rudolphi; *Ankylostomum tubuforme*, Zeder; *Dochmius trigonocephalus*, Rudolphi; *Dochmius balsami*, Parona; *Uncinaria vulpis*, Fröhlich; *Strongylus vulpis*, Zeder. Found in the small intestine of the dog and cat, producing a not uncommon anemia known as "Pernicious Anemia of Packs of Hounds," attended with bleeding at the nose, edematous and indolent engorgement of the limbs, persistent diarrhea, loss of appetite, and emaciation. Greatest care as to cleanliness of kennels and food, and thymol as a vermicide are recommended. This parasite also gives rise to a pernicious anemia of cats, prevalent in Italy. — **Uncinaria vulpis**, Fröhlich. See *Uncinaria trigonocephala*, Rudolphi (Neumann). — **Ungarische Blutegel**. See *Hirudo medicinalis*, Ray. — **Ura**. See *Dermatobia noxialis*, Goudot. — **Utricles of Miescher**. See *Sarcocystis miescheri*, R. Lankester. — **Veine de Medine**, Fr.; **Vena medinensis**, Veloch (1674). See *Dracunculus medinensis*, Lister. — **Ver cutanée des marchais**; **Ver de Guinée dragonneau**. See *Dracunculus medinensis*, Cobbold. — **Ver de farine**. See *Tenebrio molitor*, Linné. — **Ver rhinaire**, Chabert. See *Linguatula rhinaria*, Railliet. — **Ver solitaire**, Andry. Applied by Andry to his *Solium*, which was in reality *Tenia saginata*, q. v. — **Verme auricolare**, Ital. See *Forficula auricularia*, Linné. — **Vermes cucurbitini**. See *Tenia saginata*, Goetze. — **Vermis cucurbita**, Plater. See *Tenia solium*, Linné. — **Vermis medinensis**, Grunbler (1740). See *Dracunculus medinensis*, Cobbold. — **Vers sortis des reins et de l'urèthre**, Moublet. See *Enstrongylus gigas*, Bremser. — **Vesicaria granulosa**, Schrank. See *Echinococcus polymorphus*. — **Vibrio humana**, Lizars (1843). See *Trichina spiralis*, Owen (1843). — **Viehbremsse**. See *Gastrophilus pecorum*, Fabricius. — **Vituli aquaticus**, Aldrovandi (1605). See *Gordius aquaticus*, Dujardin (1842). — **Vogelfloh**. See *Pulex avium*, Taschenberg. — **Wandlaus**. See *Cimex lectularia*, Linné.

**Warble-fly**. See *Hypoderma bovis*, Latreille. — **Warega Fly**. See *Musca* sp. — **Western Deertick**. See *Dermacentor occidentalis*, Linné. — **Whipworm of Ruminants**. See *Tricocephalus affinis*, Rudolphi. — **White-footed Breeze-fly**. See *Tabanus albipes*, Fabricius. — **Zanzara comune**, Ital. See *Culex pipiens*. — **Zeylonischer Blutegel**. See *Hemadipsa ceylonica*. — **Zimb**. See *Glossina morsitans*, Westwood; also *Pangonia*.

**Parasitic** (*par-as-it'-ik*) [παράσιτικός, parasitic]. In biology, of, or pertaining to, a parasite; holding the position of a parasite. In ornithology, applied to such birds as deposit their eggs in the nests of other birds, to which are left the duties of incubation and care of the young (e. g., the European cuckoo, *Cuculus canorus*, Linné, the American Cow Black-bird, *Molobrus pecoris*); also to such birds as obtain their food by systematically robbing other species (e. g., the Parasitic Jaeger, *Stercorarius parasiticus* and the Bald Eagle, *Haliaetus leucocephalus*). **P. Castration**, sterility in plant or animal induced by a parasite. **P. Disease**, one due to the presence of parasites. **P. Hemoptysis**, hemoptysis associated with cough, due to the presence of a trematode, or fluke, the *Distoma ringeri* in the bronchial tubes. It is a disease of China, Japan, and Formosa. See *Parasites (Animal)*, Table of. **P. Male**, applied to the male of certain invertebrates which lives upon, and is nourished by, the female; e. g., the microscopic male of the crustacean *Lernæa*, which becomes practically a spermatophore, and the diminutive *Turbellaria*-like ciliated male of the vermian *Bonellia*, which establishes itself upon the sexual organs of the female. **P. Plant**, a plant deriving its nourishment from another plant or from another organism; a bacterium. **P. Twin**, an autosite.

**Parasiticide** (*par-as-it'-is-id*) [παρά, beside; σίτος, food; *cadere*, to kill]. Any substance destructive of parasites.

**Parasitism** (*par'-as-it-izm*) [παρά, beside; σίτος, food]. The relation which a parasite bears to its host; infestation by parasites.

**Parasitize** (*par'-as-it-ize*) [παρά, beside; σίτος, food]. To infest; the act of one organism becoming parasitic within or upon another.

**Parasitogenesis** (*par-as-it-o-jen'-es-is*) [παρά, beside; σίτος, food; γένεσις, genesis]. 1. The formation of parasites. 2. A bodily condition favoring the development of parasites.

**Parasitogeny** (*par-as-it-ij'-en-e*). Same as *Parasitogenesis*.

**Parasitoid** (*par'-as-it-oid*) [παρά, beside; σίτος, food; εἶδος, like]. Parasitic; like a parasite.

**Parasitologist** (*par-as-it-ol'-o-jist*) [παρά, beside; σίτος, food; λόγος, science]. One versed in parasitology.

**Parasitology** (*par-as-it-ol'-o-je*) [παρά, beside; σίτος, food; λόγος, science]. The science, or study, of parasites.

**Parasitosis** (*par-as-it-o'-sis*) [παρά, beside; σίτος, food; νόσος, disease]. Any disease dependent upon the presence of parasites. The development of a parasitic disease.

**Parasorbic Acid** (*par-as-or'-bik*),  $C_6H_8O_2$ . An oily liquid, of unpleasant odor, obtained in the production of malic acid from the berries of the mountain-ash.

**Paraspadia** (*par-as-pa'-de-ah*) [παρά, beside; σπένν, to draw]. An opening of the urethra, usually congenital, on one side of the penis.

**Parasphagis** (*par-as'-faj-is*) [παρά, beside; σφαγή, throat]. The region about the throat.

**Parasphenoid** (*par-as-fe'-noid*) [παρά, beside; σφήν, wedge; εἶδος, form]. In biology: (a) Located along-

- side or under the sphenoid. (*b*) A membrane-bone occupying the position of the sphenoid bone proper in the *Sauropsida*. (*c*) A mesal bone articulating with the vomer in amphibians and fishes.
- Parastata** (*par-as'-tat-ah*) [*παραστάτης*, epididymis]. Synonym of *Epididymis*.
- Parastatadenitis** (*par-as-tat-ad-en-i'-tis*). Synonym of *Epididymitis*.
- Parastatitis** (*par-as-tat-i'-tis*). Synonym of *Epididymitis*.
- Parasteatosis** (*par-as-te-at-o'-sis*) [*παρά*, beside; *στέαρ*, a hard fat]. Fatty degeneration attended with an altered sebaceous secretion.
- Parastemon** (*par-as-te'-mon*) [*παρά*, about; *στήμων*, the warp of a web]. Same as *Staminodeum*.
- Parasternal** (*par-as-ter'-nal*) [*παρά*, beside; *στέρνον*, sternum]. Beside or near the sternum. **P. Line**, the imaginary vertical line midway between the margin of the sternum and the line passing through the nipple. **P. Region**, the region between the sternal margin and the parasternal line.
- Parastichy** (*par-as'-tik-e*) [*παρά*, about; *στίχος*, a row, line, rank: *pl.*, *Parastichies*]. In biology, a whorl or spiral row of organs. Cf. *Orthostichy*.
- Parastigma** (*par-as-tig'-mal*) [*παρά*, beside; *στίγμα*, a prick, spot: *pl.*, *Parastigmata*]. In biology, a chitinous spot on the wings of an insect.
- Parastigmatic** (*par-as-tig-mat'-ik*) [*παρά*, beside; *στίγμα*, a spot]. 1. Of, or pertaining to, the parastigma. 2. Situated beside the stigma of an insect's wing.
- Parastrammia, Parastremma** (*par-as-tram'-ne-ah*, *par-as-trem'-ah*) [*παραστρέφειν*, to twist]. Distortion of the mouth or face.
- Parastrepsis** (*par-as-trep'-sis*). Synonym of *Subluxation*.
- Parastyle** (*par'-as-til*) [*παρά*, beside; *στυλος*, a pillar]. In biology, an abortive style.
- Parasynovitis** (*par-as-in-o-vi'-tis*) [*παρά*, about; *σύν*, with; *ovum*, egg; *ιτις*, inflammation]. Inflammation of the structures about a joint.
- Parasyphilitic** (*par-as-if-il-i'-ik*) [*παρά*, beside; *σίφιλις*, syphilis]. Not unlike syphilis, or in some way resembling syphilis.
- Parasystole** (*par-as-is'-to-le*) [*παρά*, beside; *οσυστόλη*, systole]. The interval between the cardiac systole and the diastole.
- Paratarsia** (*par-at-ar'-se-ah*) [*παρά*, beside; *ταρσός*, tarsus]. Ectopia of the tarsus.
- Paratarsial** (*par-at-ar'-se-al*) [*παρά*, beside; *ταρσός*, tarsus]. Pertaining to the paratarsium.
- Paratarsium** (*par-at-ar'-se-um*) [*παρά*, beside; *ταρσός*, the sole of the foot: *pl.*, *Paratarsia*]. In biology, applied to the side of the tarsus of a bird to distinguish it from the acrotarsium.
- Paratartaric** (*par-at-ar-tar'-ik*) [*παρά*, beside; *tartarum*, tartar]. Resembling tartaric acid. **P. Acid**. Synonym of *Acid, Racemic*.
- Paratela** (*par-at-el'-lah*) [*παρά*, beside; *tela*, a web]. The tela of the lateral ventricle of the brain.
- Parateresiomania** (*par-at-er-es-e-o-ma'-ne-ah*) [*παρὰτήρησις*, observation; *μανία*, madness]. A mania for observing, or seeing new sights.
- Parathenar** (*par-ath-el'-nar*) [*παρά*, beside; *θέναρ*, the flat of the foot]. Applied to the abductor and flexor brevis muscles of the little toe.
- Parathymia** (*par-ath-i'-me-ah*) [*παρά*, beyond; *θυμός*, mind]. Mental strain, or overwork.
- Parathyroid** (*par-ath-i'-roid*) [*πάρα*, beside; *θυρεός*, a shield; *είδος*, like]. Lying beside the thyroid gland.
- Paratoloid** (*par-at'-o-loid*). A synonym of *Tuberculin*. See *Lymph*.
- Paratoluidin** (*par-at-o-lu'-id-in*) [*παρά*, beside; *toluidin*]. A so-called aromatic, or benzyl-compound resembling toluidin, and derived from coal-tar. It has been proposed as a remedy in tuberculosis.
- Paratolyl** (*par-at'-o-lil*). A liquid with a strong odor, inducing, when inhaled, headache and epistaxis. It is also called *Phosphene*.
- Paratomial** (*par-at-o'-me-al*) [*παρά*, beside; *ταμείν*, to cut]. Pertaining to the paratomium.
- Paratomium** (*par-at-o'-me-um*) [*παρά*, beside; *ταμείν*, to cut: *pl.*, *Paratomia*]. In biology, applied to the side of the upper mandible, to distinguish it from the *culmen* and *tomium*.
- Paratonia** (*par-at-o'-ne-ah*) [*παρά*, beside; *τόνος*, stretching]. In biology, over-extension; excessive tension.
- Paratonic** (*par-at-on'-ik*) [*παρά*, beside; *τένειν*, to stretch]. In biology, Sachs' term for states of depressed activity in plants.
- Paratopia** (*par-at-o'-pe-ah*) [*παρά*, beside; *τόπος*, place]. Displacement.
- Paratremma** (*par-at-rem'-ah*). Synonym of *Paratrimma*.
- Paratrichosis** (*par-at-rik'-o'-sis*) [*παρά*, beside; *θρίξ*, hair]. Trichosis characterized by an excessive growth of imperfect hair, or by growth in abnormal places.
- Paratrimma** (*par-at-rim'-ah*) [*παρά*, along; *τριβειν*, to rub]. Intertrigo. Chafing. See *Erythema*.
- Paratriptic** (*par-at-rip'-tik*) [*παρά*, beside; *τριβειν*, to rub]. Rubbing together; increasing waste.
- Paratrope** (*par-at'-ro-pe*) [*παρά*, beside; *τρέπειν*, to turn]. Twisting of a limb.
- Paratrophy** (*par-at'-ro-fe*) [*παρά*, beside; *τροφή*, nutrition]. Perverted or abnormal nutrition.
- Paratyphlitis** (*par-at-if-li'-tis*) [*παρά*, beyond; *τύφος*, blind; *ιτις*, inflammation]. Inflammation of the extra-peritoneal and post-cecal connective tissue. It is always secondary to typhlitis. The tumor in the right iliac fossa is frequently concealed by intestinal folds that are filled with air and mask the dulness on percussion. The term is going out of use, and is being replaced by appendicitis.
- Parauchenium** (*par-av-ke'-ne-um*) [*παρά*, beside; *αὐχὴν*, neck]. In biology, the lateral cervical region.
- Paraumbilical** (*par-ah-um-bil'-ik-al*) [*παρά*, beside; *ομφαλός*, umbilicus]. Near the navel.
- Paravaginitis** (*par-av-aj-in-i'-tis*) [*παρά*, beside; *vagina*, vagina; *ιτις*, inflammation]. Inflammation of the connective tissue surrounding the vagina.
- Paravertebral** (*par-av-er'-te-bral*) [*παρά*, beside; *vertebra*, vertebra]. Situated near the spinal column.
- Paravesical** (*par-av-es'-ik-al*) [*παρά*, beside; *vesica*, bladder]. Situated near the urinary bladder. **P. Pouch**, the peritoneal pocket on either side of the bladder.
- Paraxanthin** (*par-az-an'-thin*) [*παρά*, beyond; *ξανθός*, yellow;  $C_8H_8N_2O_2$ ]. A leukomatin discovered in 1883, and since shown to be a normal constituent of urine, though present in very small quantities. It was formerly called *urotheobromin*. Paraxanthin is isomeric with theobromin, also with dioxymethyl-purpurin; it is, therefore, a dimethyl-xanthin. It crystallizes readily in characteristic flat, somewhat irregular, six-sided tables when its solutions are slowly evaporated, or in needles if rapidly evaporated. See *Leukomains*.
- Paraxial** (*par-aks'-e-al*) [*παρά*, beside; *ἄξιν*, axis]. Lying near the axis of the body. A descriptive term applied to certain muscles, which, in the *Bimana*, are represented by the intercostal and abdominal muscles.
- Paraxon** (*par-aks'-on*) [*παρά*, beside; *ἄξιν*, axis]. One of the first branches of an axis cylinder, a collateral.
- Paraxylene** (*par-aks'-il-en*) [*παρά*, beside; *ξύλον*,



wood]. *Paradimethylbenzene*; a hydrocarbon found in xylol.

**Paraxylorcinol** (*par-aks-il-or'-sin-ol*) [*παρά*, beside; *ξύλον*, wood; *orcinol*],  $C_8H_{10}O_2$ . A crystalline body melting at  $163^{\circ}C$ ; chemically, it is dihydroxylene.

**Parazoe** (*par-as-o'-e*) [*παρά*, beside; *ζῷον*, animal]. A disease characterized by the presence of adult parasites.

**Parazygosis** (*par-az-i-gō'-sis*) [*παρά*, beside; *ζυγείν*, to yoke]. The condition of a double monster in which there is union of the trunks above the umbilicus. It includes xiphopagus, thoracopagus, and pleuropagus.

**Parchment** (*parch'-ment*) [ME., *parchement*, parchment]. See *Leather*. **P.-crackling**, the peculiar sound elicited by pressure on the cranial bones in children the subjects of rickets and congenital syphilis. It is due to a localized hypertrophy of the bones. **P.-glue**. See *Glue*. **P.-induration**, a form of chancre, or primary lesion of syphilis, in which the induration is parchment-like in feel. **P.-skin**. See *Xeroderma*.

**Parcitate** (*par-sid-en'-tāt*) [*parcus*, sparing; *dens*, tooth]. In biology, having relatively few teeth.

**Pareceloma** (*par-ek-se-lo'-mah*) [*παρά*, beside; *ἐκ*, out; *κοῖλος*, hollow]. A cavity produced by disease.

**Pareccrisis** (*par-ek'-ris-is*) [*παρά*, aside; *ἐκ*, out; *κρίνειν*, to separate]. A disorder of a secretion.

**Parecious**, **Parécious** (*par-e'-she-us*) [*παρά*, beside; *οἶκος*, house]. In biology, having male and female organs developed side by side.

**Parecism**, **Parécism** (*par'-es-izm*) [*παρά*, beside; *οἶκος*, house]. In biology, the state or condition of being parecious.

**Parectama** (*pa-ek'-tam-ah*). Synonym of *Parectasis*.

**Parectasis** (*par-ek'-tas-is*) [*παρά*, beyond; *ἐκτασις*, a stretching out]. Excessive stretching or dilatation.

**Paregoric** (*par-e-gor'-ik*) [*παρηγορικός*, consoling]. 1. Soothing, or assuaging. 2. A soothing remedy. **P.**, **Elixir**. See *Opii*, *Tinct.*, *Camphorata*.

**Pareia** (*par-i'-ah*) [*παρεΐα*, cheek]. Cheek.

**Paireia** (*par-a'-rah*) [native Braz.]. The root of *Chondodendron tomentosum*, a plant of South America. It is diuretic and laxative, and tonic to the mucous membrane of the genito-urinary organs. It is valuable in cystitis, gonorrhea, and leukorrhea, and is used internally and locally for the bites of poisonous serpents, etc. **P.**, **Decoct.** (B. P.) Dose  $\mathfrak{z}$ j-ij. **P.**, **Extract.** (B. P.) Dose gr. x-xx. **P.**, **Ext.**, **Fld.** Dose  $\mathfrak{z}$ ss- $\mathfrak{z}$ j. **P.**, **Ext.**, **Liq.** (B. P.) Dose  $\mathfrak{z}$ j-ij. **P.**, **Infus.**, **unof.** Dose  $\mathfrak{z}$ j-ij. **P. brava**. Synonym of *Paireia*.

**Pareirin** (*par-a'-rin*). See *Pereirin*.

**Pareletronomy** (*par-e-lek-tron'-o-me*) [*παρά*, beside; *ἤλεκτρον*, amber; *νόμος*, law]. The electric condition of a transverse section of a muscle and its tendon, compared with that of the natural surface of the muscle. The former is negative, the latter positive.

**Parempsis** (*par-emp'-to'-sis*) [*παρά*, beside; *ἐμπίπτειν*, to sink in]. 1. Dislocation. 2. A form of amaurosis.

**Parencephalis** (*par-en-sef'-al-is*). Synonym of *Parencephalon*.

**Parencephalitis** (*par-en-sef-al-i'-tis*) [*παρά*, beside; *ἐγκέφαλος*, brain; *ιτις*, inflammation]. Inflammation of the parencephalon, or cerebellum.

**Parencephalocoele** (*par-en-sef'-al-o-sēl*) [*παρά*, beside; *ἐγκέφαλος*, brain; *κῆλη*, hernia]. Hernia of the parencephalon.

**Parencephalon** (*par-en-sef'-al-on*) [*παρά*, beside; *ἐγκέφαλος*, brain]. The cerebellum.

**Parencephalus** (*par-en-sef'-al-us*) [*παρά*, beside; *ἐγκέφαλος*, brain]. A congenital malformation of the brain.

**Parenchyma** (*par-eng'-kim-ah*) [*παρά*, beside; *ἐγγεῖν*, to pour in]. In biology, soft cellular tissue, whether of plants (pith, pulp of leaves, etc.), or of animals, as the solid parts of a gland, any substance lying between ducts, vessels or nerves, connective tissue, corpuscles or amorphous matter. In physiology, the secreting or functioning structure of an organ. **P.**, **Digesting**, a mass of stellate, branched cells representing the alimentary canal in the so-called *Acala* among platode worms. Food enters this mass directly through the mouth or esophagus.

**Parenchymal** (*par-eng'-kim-al*) [*παρέγχυμα*, parenchyma]. Pertaining to, or of the nature of, parenchyma.

**Parenchymatic** (*par-eng-kim-at'-ik*) [*παρέγχυμα*, parenchyma]. Parenchymatous.

**Parenchymatitis** (*par-eng-kim-at-i'-tis*) [*παρά*, beside; *ἐγγεῖν*, to pour in; *ιτις*, inflammation]. Inflammation of parenchyma.

**Parenchymatous** (*par-eng-kim'-at-us*, or *par-eng-kim'-mat-us*) [*παρά*, beside; *ἐγγεῖν*, to pour in]. Pertaining to, or having the nature of, parenchyma. **P. Inflammation**, inflammation of the parenchyma, as distinguished from that of the interstitial tissue. In reality there can be no inflammation of the parenchyma without the same process in the interstitial tissue.

**Parenchyme** (*par-eng'-kim*). Same as *Parenchyma*.

**Parenchymepatitis** (*par-eng-kim-ep-at-i'-tis*) [*παρέγχυμα*, parenchyma; *ἥπαρ*, liver; *ιτις*, inflammation]. Inflammation of the parenchyma of the liver.

**Parenchymous** (*par-eng'-kim-us*). Same as *Parenchymatous*.

**Parenchymula** (*par-eng-kim'-u-lah*) [dim. of *parenchyma*: *pl.*, *Parenchymula*]. Hyatt's name for the embryonic stage immediately succeeding that of the closed blastula. Synonym of *Metschnikoff's Larva*.

**Parencranis** (*par-en-kra'-nis*). Synonym of *Cerebellum*.

**Parent** (*pār'-ent*) [*parens*, a parent]. One who has generated or produced; a father or mother. **P.-cell**. See *Cytula*, *Mother-cell*. **P.-form**, in biology, a stock; a parent of any kind. **P.-hood**, the state of being a parent. **P.-kernel**, the nucleus of a parent-cell; a cytococcus.

**Parepicele** (*par-ep'-is-ēl*) [*παρά*, beside; *ἐπί*, upon; *κοῖλος*, hollow]. The lateral recess of the epicele extending latero-ventrad.

**Parepididymal** (*par-ep-id-id'-im-al*) [*παρά*, beside; *ἐπί*, upon; *διδυμος*, the testes]. Pertaining to the parepididymis.

**Parepididymis** (*par-ep-id-id'-im-is*). See *Paradidymis*.

**Parepithymia** (*par-ep-ith-i'-me-ah*) [*παρά*, aside; *ἐπιθυμία*, desire]. A morbid or depraved desire or habit.

**Parerethisis** (*par-er-eth'-is-is*) [*παρά*, beyond; *ἐρεθίζειν*, to excite]. Abnormal excitement, or stimulus.

**Paresis** (*par'-es-is*) [*παρά*, from; *ίεναι*, to let go]. 1. Slight paralysis; partial loss of muscular power. 2. Same as general paralysis.

**Paresoanalgesia** (*par-es-o-an-al-jē'-ze-ah*) [*παρά*, beside; *ίεναι*, to let go; *ἀναλγησία*, analgesia]. Paresis with analgesia; a symptom of Morvan's disease.

**Paresthesia** (*par-es-the'-ze-ah*) [*παρά*, beside; *αἰσθησις*, sensation]. Morbid or perverted sensation, as numbness, formication, "pins-and-needles."

**Paresthetic** (*par-es-the'-zik*) [*παρά*, beside; *αἰσθησις*, sensation]. Pertaining to paresthesia. **P. Neurosis**, a peculiar neurosis, in which the patient complains of paresthesiæ as follows: gnawing, boring, "pins and needles," sensations in the extremities, particularly

- the upper, involving the fingers, hands and forearms, often of both sides, but not infrequently of only one. The neurosis appears in the following types: 1. The emotional. 2. The mental. 3. The neurasthenic. 4. The toxic. 5. Waking numbness (?). 6. The type that may be called an occupation-paresthesia, as it is often associated with a certain class of occupations. It is more frequent in women.
- Paresthetic** (*par-es-thet'-ik*) [*παρά*, beside; *αἰσθησις*, sensation]. Pertaining to, or having the nature of paresthesia.
- Paretic** (*par-et'-ik*) [*παρά*, beside; *τέλειναι*, to let go]. Pertaining to, or affected with, paresis. Also, a person suffering from paresis. **P. Dement**, a person suffering from paretic dementia. **P. Dementia**. See *General Paralysis of the Insane*.
- Pareunia** (*par-u'-ne-ah*) [*παρά*, beside; *ἐννή*, bed]. Coitus; sexual congress.
- Parfocal Ocular**. See *Ocular*.
- Parhidrosis** (*par-hid-ro'-sis*). Same as *Paridrosis*.
- Parhomology** (*par-ho-mol'-o-je*) [*παρά*, beside; *ὁμολογία*, agreement, conformity]. In biology, apparent homology; imitative homodynamy.
- Paricin** (*par'-is-in*) [*par*, equal; *Cinchona*],  $C_{16}H_{18}N_2O$ . An amorphous alkaloid of the *Cinchonas*.
- Paridigitate** (*par-id-ij'-it-āt*) [*par*, equal; *digitatus*, having fingers or toes]. In biology, having an even number of digits, as in artiodactyl ungulates.
- Paridin** (*par'-id-in*) [*par*, equal],  $C_{16}H_{28}O_7$ . A glucosid obtained from *Paris quadrifolia*.
- Paridol** (*par'-id-ol*) [*par*, equal],  $C_{24}H_{14}O_9$ . A decomposition-product of paridin.
- Paridrosis** (*par-id-ro'-sis*) [*παρά*, beside; *ἰδρῶς*, sweat]. Qualitative change in the secretion of sweat.
- Paries** (*par'-re-ēs*) [*paries*, a wall; *pl.*, *Parietes*]. In biology, an enveloping or investing structure or wall.
- Parietal** (*par-i'-et-al*) [*parietalis*, belonging to walls]. (a) Pertaining to the walls of a body-cavity. (b) Applied to placenta that are borne on the walls of the ovary. **P. Angle**. See *Angle*. **P. Bone**, one of the two large, rectangular bones that by their union form the sides and roof of the skull. See *Bones*, *Table of*. **P. Boss**. Same as *P. Eminence*. **P. Cell**, one of a variety of cells, also called *acid cells*, found irregularly distributed among the epithelium of the peptic glands. They communicate with the lumen of the tube by means of intercellular clefts. **P. Convolution**. See *Convolution*, *Table of*. **P. Eminence**. See *Eminence*. **P. Eye**. See *Pineal Eye*. **P. Foramen**. See *Foramen*. **P. Fossa**, the deepest part of the inner surface of the parietal bone. **P. Gyrus**. See *P. Convolution*. **P. Lobe**. See *Lobes of Brain*. **P. Lobules**, two lobules of the cerebrum, *inferior* and *superior*, separated by the interparietal sulcus. **P. Peritoneum**, the peritoneum covering the internal surface of the abdominal wall. **P. Placenta**, in biology, a placenta borne on the ovarian wall. **P. Pleura**, the pleura lining the thoracic wall. **P. Protuberance**. Same as *P. Eminence*. **P. Segment**: 1. The second cranial segment, between the occipital and frontal, and including the basisphenoid, alisphenoid, and parietal bones. 2. The posterior segment of the mitral valve. **P. Sulcus**, the intraparietal sulcus. **P. Vertebra**. Same as *P. Segment*.
- Parietale** (*par-i-et-al'-le*) [*parietalis*, belonging to walls]. One of the parietal bones.
- Parieten** (*par-i'-et-en*) [*paries*, wall]. Belonging to the parietal bone in itself.
- Parietic Acid**. A synonym of *Acid, Chrysophanic*.
- Parieto-frontal** (*par-i'-et-o-frun'-tal*) [*paries*, a wall; *frons*, front]. Of, pertaining to, or representing both the parietal and frontal bones; frontoparietal.
- Parieto-mastoid** (*par-i'-et-o-mas'-toid*) [*paries*, a wall; *μαστός*, the breast; *εἶδος*, like]. Pertaining to the parietal bone and the mastoid process of the temporal bone; mastoparietal.
- Parieto-occipital** (*par-i'-et-o-ok-sip'-it-al*) [*paries*, a wall; *occiput*, the back of the head]. Pertaining to the parietal and occipital bones or lobes, as the *parieto-occipital fissure*, the *parieto-occipital convolutions*, and the *parieto-occipital suture*.
- Parieto-quadrata** (*par-i'-et-o-kwod'-rāt*) [*paries*, the wall; *quadratus*, square]. Pertaining to the parietal and quadrate bones. **P. Arch**, an arch in the skull of reptiles.
- Parieto-sphenoid** (*par-i'-et-o-sfe'-noid*) [*paries*, wall; *σφῆν*, wedge; *εἶδος*, like]. Pertaining to the parietal and sphenoid bones.
- Parieto-splanchnic** (*par-i'-et-o-splangk'-nik*) [*paries*, a wall; *σπλῆγχνον*, viscera]. Of or pertaining to the walls of the alimentary canal, as the nervous ganglia of certain molluscs.
- Parieto-squamosal** (*par-i'-et-o-skwa-mo'-sal*) [*paries*, a wall; *squama*, a scale]. Of or pertaining to the parietal and squamosal bones. **P. Suture**, a suture between the squamous portion of the temporal bone and the parietal bone.
- Parieto-temporal** (*par-i'-et-o-tem'-po-ral*) [*paries*, a wall; *tempora*, the temples]. Pertaining to the parietal and temporal bones. **P. Suture**, the suture between the parietal and temporal bones.
- Parieto-vaginal** (*par-i'-et-o-vaj'-in-al*) [*paries*, a wall; *vagina*, a sheath]. Of or pertaining to the ectodermal and endodermal layers of a polyzoan, as the *parieto-vaginal muscles*.
- Parieto-visceral** (*par-i'-et-o-vis'-er-al*) [*paries*, a wall; *viscus*, a bowel, entrails]. Of or pertaining to the walls of a body-cavity and the contained viscera.
- Parietti's Solution**. See *Stains*, *Table of*.
- Parigenin** (*par-ij'-en-in*). See *Parillin*.
- Parillin** (*par-il'-in*) [*parilla*, dim. of *parra*, a trained vine]. A glucosid obtained from sarsaparilla. It crystallizes in white scales or needles, permanent in the air, neutral, odorless, at first tasteless, but afterward bitter and acrid, slightly soluble in cold water and alcohol, freely so in hot. If treated by dilute mineral acids it yields *parigenin* and sugar.
- Parin** (*par'-in*). Synonym of *Paridin*.
- Pari passu** (*par'-e pas'-u*) [*L.*]. Coincidentally; side by side; with equal progress; in the same degree.
- Paripinnate** (*par-ip-in'-at*) [*par*, equal; *pinna*, wing, feather]. In biology, abruptly pinnate; *i. e.*, without an unpaired terminal leaflet.
- Paris** (*par'-is*) [*par*, equal]. 1. A genus of liliaceous plants. 2. The capital of France. **P. Blue**. Same as *Cobalt-blue*. **P. Green**. Same as *Schweinfurth Green* and *Rinnmann's Green*. See also *Copper*. **P. quadrifolia**, a common European herb, the oneberry, true-love, or four-leaved grass, which is actively poisonous. It yields paridin. **Unof. P. Red**. Same as *Colcothar*, *Mauvein*, and *Minium*. **P. Violet**. Same as *Methyl-violet*. **P. Yellow**. Same as *Chrome-yellow*.
- Parisagoge** (*par-is'-ag-og*) [*παρά*, beside; *ἀγωγός*, leading]. Intussusception.
- Parish** (*par'-ish*) [*ME.*, *parishe*, a parish]. A place for which a separate poor-rate is or can be made, or for which a separate overseer is or can be appointed. (Brit. Pub. Health Act, 1875.)
- Parish's Chemical Food**. See *Phosphorus*.
- Paristhmia** (*par-ist'-me-ah*) [*παρά*, beside; *ισθμός*, throat]. The tonsils.
- Paristhmic** (*par-ist'-mik*) [*παρά*, beside; *ισθμός*, throat]. Relating to the tonsils.



**Paristhmitis** (*par-ist-mi'-tis*) [παρά, beside; ἰσμός, throat; ιτις, inflammation]. Tonsillitis.

**Paristypnin** (*par-is-tif'-nin*) [*par*, equal; τυφος, smoke],  $C_{38}H_{64}O_{18}$ . A glucosid found in the root of *Paris quadrifolia*.

**Parity** (*par'-it-e*) [*par*, equal]. Equality.

**Parity** (*par'-it-e*) [*parere*, to bring forth]. The condition of being able to bear children.

**Park's Aneurysm**. See *Aneurysm*, and *Diseases*, *Table of*.

**Parkinson's Disease**. See *Paralysis agitans*, and *Diseases*, *Table of*. **P.'s Mask**, the immobile, mask-like expression of patients suffering with paralysis agitans. See *Signs and Symptoms*, *Table of*.

**Parma-blue**. Same as *Spirit-blue*. **P.-violet**. Same as *Rosanilin-violet*.

**Paroarium, Paroarion** (*par-o-a'-re-um, par-o-a'-re-on*) [παρά, beside; ᾠάριον, dim. of ᾠόν, egg]. Same as *Parovarium*.

**Paroccipital** (*par-ok-sip'-it-al*) [παρά, beside; occiput, occiput]. 1. Literally, beside the occipital region. 2. The mastoid apophysis. See *Parieto-occipital*.

**Parodinia** (*par-o-din'-e-ah*) [παρά, beside; ὥδεις, labor]. Difficult parturition.

**Parodontis** (*par-o-don'-tis*). Synonym of *Epulis*.

**Parodyn** (*par'-o-din*). Synonym of *Antipyrin*.

**Parænia** (*par-e'-ne-ah*) [παρά, from; οἶνος, wine]. 1. legal medicine, an act committed while intoxicated, or drunken.

**Paroicous** (*par-o'-ik-us*) [παρά, beside; οἶκος, house]. Same as *Pareicous*.

**Parolivary** (*par-ol'-iv-a-re*) [παρά, beside; ὀλίνα, olive]. Situated near the olivary body.

**Paromphaloele** (*par-om-fal'-o-sel*) [παρά, near; ὀμφαλός, navel; κήλη, tumor]. Hernia in the region of the navel.

**Paroniria** (*par-o-ni'-re-ah*) [παρά, beside; ὄνειρος, dream]. Depraved or morbid dreaming. A condition marked by imperfect sleep and by dream-excitement or action of the voluntary muscles. **P. ambulans**, sleep-walking. **P. salax**, a restless condition attended with involuntary seminal emissions and lascivious dreams.

**Paronychia** (*par-o-nik'-e-ah*) [παρά, beside; ὄνυξ, nail]. Inflammation about the finger-nail. It may be phlegmonous and form an abscess. Applied also to inflammation of the flexor-tendons and of their sheaths. *Run-around*, for the lightest form, and *whitlow*, for the severer form, are popular names for these affections. **P. gangrænosa**, a gangrenous inflammation around the nail, resulting in the loss of the terminal phalanges. **P., Syphilitic**, an ulcerative form due to syphilis. The swelling is very marked.

**Paronychial** (*par-o-nik'-e-al*) [παρωνυχία, a whitlow]. Having the character of paronychia.

**Paronychis, Paronychitis** (*par-o-nik'-is, par-o-nik'-i-tis*). Synonym of *Paronychia*.

**Paronychium** (*par-o-nik'-e-um*) [παρά, beside; ὄνυχιον, a little claw; dim. of ὄνυξ, a nail; pl., *Paronychia*]. In biology, a bristle-like organ between the terminal claws of the foot of an insect.

**Paronychosis** (*par-o-nik'-o'-sis*) [παρά, beside; ὄνυξ, nail; νόσος, disease]. A diseased condition of the structures about the nails; also growth of a nail in unusual places.

**Paronym** (*par'-o-nim*) [παρά, beside; ὄνυμα, name]. A word that exactly represents a word in another language, differing from it, if at all, only in some slight modification. Thus *nerve* is a paronym of Latin *nervus*; *muscle of musculus*; *canal of canalis*. A related synonym. Cf. *Heteronym*.

**Paroöphoritis** (*par-o-off-or-i'-tis*) [παρά, beside; ὠφ-

ῥος, egg-bearing; ιτις, inflammation]. 1. Inflammation of the parovarium. 2. Inflammation of the tissues about the ovary.

**Paroöphoron** (*par-o-off'-o-ron*) [παρά, beside; ᾠόν, an egg; ᾠερεν, to bear; pl., *Paroöphora*]. In biology, the organ constituted by the persistent tubules of the posterior part of the Wolffian body. It was first described in the male by Giraldès under the name of the *corps innominé*, and was first described in the female by Waldeyer. See *Paradidymis*.

**Parophobia** (*par-o-fö'-be-ah*) [πᾶρος, before (intensive); φόβος, fear]. Hydrophobia.

**Parophrenitis** (*par-o-fren-i'-tis*) [παρά, beside; φρήν, diaphragm; ιτις, inflammation]. Inflammation about the diaphragm.

**Parophthalmia** (*par-off-thal'-me-ah*) [παρά, beside; ὀφθαλμός, eye]. Inflammation about the eye.

**Paropia** (*par-o'-pe-ah*) [παρά, beside; ὤψ, eye]. The angle of the eyelid toward the temple.

**Paropion** (*par-o'-pe-on*) [παρά, beside; ὤψ, eye]. An eye-screen.

**Paropsis** (*par-op'-sis*) [παρά, aside; ὄψις, vision]. Disordered or false vision.

**Paroptesis** (*par-op'-te'-sis*) [παρά, near; ὀπτησις, a roasting]. A hot-air bath.

**Paroral** (*par-o'-ral*) [παρά, beside; os, oris, mouth]. In biology, alongside the mouth or oral aperture.

**Parorasis** (*par-o-ra'-sis*) [παρά, beside; ὁράειν, to see]. Any perversion of vision or of color-perception; an hallucination.

**Parorchid** (*par-or'-kid*). Same as *Parorchis*.

**Parorchidium** (*par-or'-kid'-e-um*) [παρά, beside; ὄρχις, testicle]. Abnormal position of a testicle, or its non-descent.

**Parorchido-enterocele** (*par-or'-kid'-o-en-ter'-o-sel*) [παρά, beside; ὄρχις, testicle; ἔντερον, intestine; κήλη, tumor]. Inguinal hernia combined with displacement of the testis.

**Parorchis** (*par-or'-kis*) [παρά, near; ὄρχις, testicle]. See *Epididymis*.

**Parorexia** (*par-or-eks'-e-ah*) [παρά, aside; ὄρεξις, appetite]. A perverted appetite.

**Parosmia** (*par-os'-me-ah*) [παρά, aside; ὀσμή, smell]. Hallucination of smell, usually unpleasant.

**Parosmis** (*par-os'-mis*). See *Parosmia*.

**Parosphresis** (*par-os-fre'-sis*). Same as *Parosmia*.

**Parosteitis** (*par-os-te-i'-tis*). Synonym of *Parostitis*.

**Parosteosis** (*par-os-te-o'-sis*). See *Parostosis*.

**Parostia** (*par-os'-te-ah*) [παρά, beside; ὀστέον, bone]. Disorder or defect of ossification.

**Parostitis** (*par-os-ti'-tis*) [παρά, near; ὀστέον, bone; ιτις, inflammation]. Inflammation of the outer surface of periosteum.

**Parostosis** (*par-os-to'-sis*) [παρά, beside; ὀστέον, bone]. The abnormal formation of bone outside of the periosteum, or in the connective tissue surrounding the periosteum.

**Parotic** (*par-ot'-ik*) [παρά, near; οὖς, ear]. Situated near or about the ear.

**Parotid** (*par-ot'-id*) [παρά, near; οὖς, ear]. Near the ear. **P. Abscess**, an abscess of the parotid gland; also sometimes applied to abscess of the lymphatic gland lying upon the parotid. **P. Duct**, the excretory duct of the parotid gland. **P. Glands**. See *Salivary Glands*.

**Parotidectomy** (*par-ot-id-ek'-to-me*) [παρά, beside; οὖς, ear; ἐκτομή, excision]. Excision of the parotid gland.

**Parotiditis** (*par-ot-id-i'-tis*). See *Parotitis*.

**Parotido-auricularis** (*par-ot'-id-o-au-rik-u-la'-ris*) [παρά, near; οὖς, ear; αὐρα, ear]. A muscle, well-developed in lower animals, arising from the surface

- of the parotid gland and inserted into the base of the concha. Its function is to abduct and depress the pinna.
- Parotidoncus** (*par-ot-id-onc'-kus*). See *Parotitis*.
- Parotidoscirrhous** (*par-ot-id-o-skir'-us*) [*παρά*, beside; *οὖς*, ear; *σκιρῶς*, hard]. Scirrhous carcinoma of the parotid gland.
- Parotis** (*par-ot'-tis*) [L.]. The parotid gland. **P. accessoria**, a small lobule near the parotid gland, called the accessory parotid gland.
- Parotitic** (*par-ot-it'-ik*) [*παρά*, beside; *οὖς*, ear; *ιτις*, inflammation]. Having the mumps; affected with parotitis.
- Parotitis** (*par-ot-it'-tis*) [*παρά*, beside; *οὖς*, ear; *ιτις*, inflammation]. Inflammation of the parotid gland, commonly called the mumps. **P. contagiosa**, mumps. **P., Epidemic**, ordinary mumps. **P., Idiopathic**, mumps. **P., Metastatic**, mumps secondary to disease elsewhere; it is not uncommon in infectious diseases, and usually goes on to suppuration.
- Parotoid** (*par'-o-toid*) [*παρωτίς*, the parotid gland; *ειδός*, form]. In biology, applied to certain cutaneous glands near the external ear in some batrachians.
- Parous** (*par'-us*) [*παρere*, to bear]. Having borne one or more children.
- Parovarian** (*par-o-va'-re-an*) [*παρά*, beside; *ovarium*, ovary]. Situated in or occurring near the ovary.
- Parovarium** (*par-o-va'-re-um*) [*παρά*, beside; *ῥών*, egg; *pl.*, *Parovaria*]. In biology, the functionless remnant or vestige of the Wolffian body of the female; the organ of Rosenmüller, *q. v.*
- Paroxysm** (*par'-oks-izm*) [*παρά*, beside; *ὀξύειν*, to sharpen]. The periodic increase or crisis in the progress of a disease; a fit or sudden attack of pain or convulsion. **P., Febrile**, an accession of fever.
- Paroxysmal** (*par-oks-iz'-mal*) [*παρά*, beside; *ὀξύειν*, to sharpen]. Of the nature of or resembling a paroxysm; recurring in paroxysms. **P. Sleep**. See *Narcolepsy*.
- Paroxysmic** (*par-oks-iz'-mik*). Same as *Paroxysmal*.
- Parrot** (*par'-ot*) [Fr., *piervot*, a sparrow]. Any bird of the family *Psittacidae*, having a curved and hooked bill. **P.-beak Nails**, nails that are curved strongly antero-posteriorly, like the beak of the parrot. **P.-mouth**. A deformity of the mouth of a horse in which the upper incisors project in front of and beyond the lower ones. This results in interference with prehension and mastication, and indirectly with digestion.
- Parrot's Disease**. Syphilitic pseudo-paralysis. See *Diseases, Table of*. **P.'s Nodes**. See *Signs and Symptoms, Table of*, and also *Node*. **P.'s Sign**. See *Signs and Symptoms, Table of*.
- Parry's Disease**. Exophthalmic goiter. See *Diseases, Table of*.
- Pars** (*parz*) [L.]. Part. **P. ciliaris retinæ**, the part of the retina in front of the ora serrata. **P. intermedia**. 1. Same as *Portio inter durem et mollem*. 2. Also a small plexus of veins establishing communication between the bulbs of the vestibule of the vagina and the clitoris. **P. juncturæ**, the lock of an obstetric forceps. **P. minoris resistentiæ**. Synonym of *Locus minoris resistentiæ*.
- Parsley** (*pars'-le*) [*πέτρος*, rock; *σέλινον*, a kind of parsley]. A biennial garden herb, *Petroselinum sativum*. It contains a volatile oil and a camphor (*Apiol*). **P.-camphor**. See *Apiol*.
- Parson's Disease**. Exophthalmic goiter. See *Diseases, Table of*. **P. Method**. See *Treatment, Methods of*.
- Part** [*pars*, a part]. A segment or section; a member or organ.
- Parted** (*part'-ed*) [*partire*, to divide]. In biology,
- applied to a leaf that is separated into parts almost to the midrib or base.
- Parthenicin, Parthenin** (*par-then'-is-in, par'-then-in*) [*παρθένος*, maidenly, pure]. The alkaloid of *Parthenium hysterophorus*, native to the Gulf States and the West Indies. It has proved efficacious in neuralgia and in intermittent fever. Dose gr.  $\frac{3}{4}$ -ij; as an anti-periodic, gr. v-xv. Unof.
- Parthenium** (*par-the'-ne-um*) [*παρθένος*, maidenly, pure]. A genus of composite-flowered herbs of America. **P. hysterophorus**, and **P. integrifolium**, of N. America, are useful in fever. Unof.
- Parthenochlorosis** (*par'-then-o-klo-ro'-sis*) [*παρθένος*, virgin; *χλωρός*, green]. The chlorosis of young maidens.
- Parthenogalactozemia** (*par'-then-o-gal-ak'-to-ze'-me-ah*) [*παρθένος*, virgin; *γάλα*, milk; *ζημία*, loss]. The secretion of milk in the breast of a virgin.
- Parthenogenesis** (*par-then-o-jen'-es-is*) [*παρθένος*, a virgin; *γένεσις*, production]. In biology, a variety of asexual or virginal reproduction in which the whole development of the embryo is affected without the aid or stimulus of fecundation; the production of young without any previous congress with the male organism, as in various forms of *Medusa*, *Teniazæ*, and *Aphidæ*. The common black scale-bug, *Lecanum oleæ*, of the oleander affords an example, all the insects being oviparous females.
- Parthenogenetic** (*par-then-o-jen-et'-ik*) [*παρθένος*, a virgin; *γένεσις*, genesis]. In biology, of or pertaining to parthenogenesis. **P. Eggs**, eggs developed without fertilization, as the statoblasts of the freshwater *Bryozoa*. In these eggs, according to some observers, only one polar body is formed.
- Parthenogenous** (*par-then-oj'-en-us*) [*παρθένος*, a virgin; *γενής*, producing]. Producing spores, eggs, or young, without fertilization.
- Parthenogeny** (*par-then-oj'-en-e*) [*παρθένος*, a virgin; *γενής*, producing]. Same as *Parthenogenesis*.
- Parthenogonidium** (*par-then-o-gon-id'-e-um*) [*παρθένος*, a virgin; *γονή*, generation; *pl.*, *Parthenogonidia*]. In biology, an individual of an asexual generation which produces by continuous incomplete fission a colony that separates from the mother-colony.
- Parthenology** (*par-then-ol'-o-je*) [*παρθένος*, virgin; *λόγος*, science]. The study or science of the diseases and conditions peculiar to or characteristic of virginity, or of young girls.
- Parthenosperm** (*par'-then-o-sperm*) [*παρθένος*, a virgin; *σπέρμα*, seed]. Same as *Parthenospore*.
- Parthenospore** (*par'-then-o-spor*) [*παρθένος*, a virgin; *σπορά*, seed]. In biology, a spore resembling a zygospore, but produced without fertilization, in certain algae.
- Particle** (*par'-tik-l*) [dim. of *pars*, part]. A small part. The smallest visible portion of any substance.
- Particulate** (*par-tik'-u-lāt*) [*pars*, part]. Composed of minute particles; applied to various contagia.
- Partite** (*par'-tit*) [*partiri*, to divide]. In biology, divided from base to apex.
- Partridge-berry** (*par'-ridj-ber'-e*). See *Gaultheria procumbens*; also *Mitchella repens*.
- Partridge's Hernia**. Hernia external to the femoral vessels. See *Hernia*, and *Diseases, Table of*.
- Parturiate** (*par-tu'-re-āt*) [*parturire*, to bring forth]. To bring forth young.
- Parturiency** (*par-tu'-re-en-se*) [*parturire*, to bring forth]. The state of being parturient; parturition.
- Parturient** (*par-tu'-re-ent*) [*parturire*, to bring forth]. Being in labor; giving birth. **P. Apoplexy**. See *Collapse, Parturient*.
- Parturifacient** (*par-tu-rif-a'-se-ent*) [*parturire*, to



bring forth; *facere*, to make]. 1. Causing to bring forth. 2. A medicine or agent that induces parturition.

**Parturiometer** (*par-tu-re-om'-et-er*) [*parturire*, to bring forth; *μέτρον*, measure]. An instrument for measuring the expulsive force of the uterus and indicating the existing stage of labor.

**Parturions** (*par-tu'-re-us*) [*parturire*, to bring forth]. Parturient.

**Parturition** (*par-tu-rish'-un*) [*parturitio*; *parturire*, to bring forth]. The act of giving birth to young. See *Labor*.

**Parturitive** (*par-tu'-rit-iv*) [*parturire*, to bring forth]. Obstetric; relating to parturition.

**Partus** (*par'-tus*) [*partus*; *parere*, to bring forth]. The bringing forth of offspring; labor. **P. cæsarius**, Cæsarean section. **P. difficilis**, dystocia. **P. im-maturus**, premature labor. **P. maturus**, labor at term. **P. præcipitatus**, precipitate labor. **P. siccus**, dry labor.

**Parulidodontitis** (*par-u-lid-o-don-ti'-tis*) [*παρά*, beside; *οὖλον*, gum; *ὀδούς*, tooth; *ιτις*, inflammation]. Inflammation of a tooth and the gum.

**Parulis** (*par-u'-lis*) [*παρά*, near; *οὖλον*, the gum]. Alveolar abscess of the gums. Gum-boil.

**Parumbilical** (*par-un-bil'-ik-al*) [*παρά*, beside; *umbilicus*, navel]. Situated or occurring near the umbilicus.

**Paruria** (*par-u'-re-ah*) [*παρά*, beside; *οὔρον*, urine]. Any abnormality in the excretion of the urine. **P. mellita**. Synonym of *Diabetes mellitus*.

**Parvipsoas** (*par-vip'-so-as*) [*parvus*, small; *ψόα*, *pl.* *ψόαι*, a muscle of the loins]. The psoas parvus muscle. See *Muscles*, *Table of*.

**Parvirostrate** (*par-ve-ros'-trāt*) [*parvus*, small; *rostrum*, beak]. In biology, having a small bill or beak.

**Parvolin** (*par'-vo-lin*). A name given to Gautier and Etard's ptomain-base,  $C_9H_{13}N$ , obtained (1881) from decomposing mackerel and horseflesh, and isomeric with Waage's synthetic parvolin. The free base is an oily, amber-colored fluid, having the odor of hawthorn-blossoms. Its constitution and physiologic action have not yet been definitely settled. See *Ptomains*, *Table of*.

**Parvule** (*par'-vul*) [Fr.; L., *parvulus*, small]. A small pill, or pellet of medicine.

**Pascual** (*pas'-ku-al*) [*pascuum*, a pasture]. Same as *Pasuous*.

**Pasquant** (*pas'-ku-ant*) [*pascere*, to feed]. In biology, feeding, as in a pasture; pasturing.

**Pasuous** (*pas'-ku-us*) [*pascere*, to feed]. In biology, growing in pastures.

**Pasma** (*pas'-mah*) [*πάσμα*; *πάσσειν*, to sprinkle; *pl.* *Pasmata*]. 1. A powder for sprinkling on a surface. 2. A powder mixed up into a paste, *q. v.*

**Pasque Flower** (*passk*). See *Pulsatilla*.

**Pass** (*pas*) [*passus*, step]. To go, or to put through, or by; to discharge from the intestinal canal; to void.

**Passage** (*pas'-āj*) [*passare*, to pass]. 1. A channel. 2. The act of passing from one place to another. 3. The introduction of an instrument into a cavity or channel. 4. An evacuation of the bowels. **P.**, **Lacrymal**, the excretory ducts of the lacrymal gland, including the puncta canaliculi, lacrymal sac, and lacrymo-nasal duct. **P.**, **Tympanic**. See *Scala tympani*. **P.**, **Vestibular**. See *Scala vestibuli*.

**Passet's Bacillus**. See *Bacteria*, *Synonymatic Table of*.

**Passiflora** (*pas-if-to'-rah*) [*passio*, passion; *flos*, a flower]. Passion-flower, a genus of climbing plants represented by a number of species several of which have medicinal properties. **P. foetida**, is emmenagogue and antispasmodic. Unof.

**Passio** (*pass'-e-o*) [L.]. Same as *Passion*. **P. colica**. Synonym of *Enteralgia*. **P. hæmoptoica**, hemoptysis. **P. hysterica**. Synonym of *Hysteria*. **P. iliaca**. Synonym of *Volvulus*. **P. uterina**. Synonym of *Hysteria*.

**Passion** (*pass'-un*) [*passio*; *pati*, to suffer]. Pain; suffering. Any intense emotion of the mind. Intense sexual excitement. In pathology, a term formerly used to include all acute diseases. **P.**, **Iliac**, *volvulus*. **P.-fits**, a common name for the spasms occurring in laryngismus stridulus, from the supposition that they are due to anger on the part of the child.

**Passive** (*pas'-iv*) [*pati*, to suffer]. Not active. **P. Insufficiency of Muscles**. See *Insufficiency*. **P. Motion**, the movement of a limb or part of the body by a second person or by external agency, and not by the patient himself.

**Passivism** (*pas'-iv-izm*) [*pati*, to suffer]. The term given by Stefanowski to that variety of sexual perversion which consists in the complete subjugation of the will of one person to the profit of another, with an erotic end. *Subjectivism* would be a preferable term, as there is an active acquiescence engendering feelings of a positive type. Passivism is the exact opposite of sadism. Passivism in the male may be defined as voluntary subjugation of the male will to the profit of the female, accompanied by an intense desire for abuse and maltreatment by her. In the last factor consists the voluptuous ecstasy of the passivist. Passivism may be *physical* or *moral*. *Moral passivism* consists essentially of humiliations and abasements before women. Here should be included the perverse tastes for female secretions, the *cunnilinguists*, *renifloreurs*, etc. Passivism may accompany *sexual inversion*, in which case the loved object is a male, and the passivist becomes a *fellator*. The fellator is the so-called *bote*, said to be common among the Indians of the N. W. United States.

**Passivist** (*pas'-iv-ist*) [*pati*, to suffer]. One who is the subject of passivism, *q. v.*

**Passula** (*pas'-u-lah*) [L.; *pl.* and *gen.*, *Passulle*]. A raisin. **P. major**, the common or large raisin. **P. minor**, the small raisin, or Greek currant. See *Uva passa*.

**Paste** (*pāst*) [*pasta*; *πάσση*, mess; *πάσσειν*, to sprinkle. Cf., *Pasma*]. Any tenacious substance for cementing or uniting parts, especially a semi-solution of starch or flour in water. Also, a confection of gum arabic, sugar, and water, flavored with any aromatic substance. Also, a caustic preparation composed of arsenic acid, cinnabar, and caustic alkali. **P.**, **Arsenical**, a caustic paste containing arsenic. **P.**, **Bonnet's**, a caustic paste composed of equal parts of zinc chlorid and flour. **P.**, **Canquoin's**. See *Canquoin*. **P.**, **Coster's**, a solution of iodine in oil of tar. **P.**, **Dupuytren's**, a caustic paste composed of arsenious acid, calomel, and a solution of gum. **P.**, **Esmarch's**. See *Esmarch*. **P.**, **Felix's**, a caustic paste composed of zinc chlorid, mercuric chlorid, iodol, croton-chloral, bromid of camphor, carbolic acid, starch, and wheat-flour. **P.**, **Landolphi's**. See *Landolphi*. **P.**, **London**, a mixture of equal parts of sodium hydrate and slaked lime, moistened with alcohol. **P.**, **Manec's**. See *Manec*. **P.**, **Michel's**, a caustic paste composed of three parts of strong sulphuric acid and one part of finely powdered asbestos. **P.**, **Socin's Antiseptic**, a mixture of zinc chlorid one part, and zinc oxid and distilled water each 10 parts. It is used as a dressing. **P.**, **Vienna**, a mixture of potassium hydrate and caustic lime moistened with water. **P.**, **Ward's**, a paste consisting of black pepper one part; root of *Inula helenium*, one part; white sugar, two

parts; fennel-seed, three parts; to which, before using, two parts of honey are added.

**Pastern** (*pas'-tern*) [OF., *pasturon*, a shackle for a horse at pasture]. That part of a horse's foot between the fetlock-joint and the coronet of the hoof. **P.-bone**, either of the two proximal phalanges of a horse's foot. **P.-joint**, the articulation between the proximal phalanx (great pastern-bone) of the horse's foot and the cannon-bone.

**Pasteur's Fluid or P.'s Liquid**. An artificial liquid for the cultivation of bacteria. They flourish in it, but not so well as when proteid elements are also added. It is composed of water 100 parts, crystallized sugar 10 parts, carbonate of ammonium and ashes of yeast, each, 1 part. **P.'s Method**. 1. See *Pasteurizing*. 2. See *Pasteurism*. **P., Microbe of**. See *Bacteria*, *Synonymatic Table of*. **P.'s Oven**. See *Oven*.

**Pasteuring** (*pas'-tur-ing*) [after the French biologist, Louis Pasteur]. See *Pasteurizing*.

**Pasteurism** (*pas'-tur-izm*) [after the French biologist, Louis Pasteur]. Prophylactic or protective inoculation; a synonym for the word vaccination.

**Pasteurization** (*pas-tur-iz-a'-shun*) [after the French biologist, Louis Pasteur]. The preservation of organic fluids by the destruction of the contained ferments or fungi through heating to 60° or 70° C.

**Pasteurize** (*pas'-tur-iz*) [after the French biologist, Louis Pasteur]. To sterilize fermentable fluids, as milk or cream, beer or wine, by heat.

**Pasteurizing** (*pas'-tur-i-zing*) [after the French biologist, Louis Pasteur]. An important process employed for the preservation and protection of wine and other organic fluids against diseases. It consists in heating the substance, either in casks or in bottles, to a temperature of 60° C., and then preserving it without exposure to the air.

**Pastil, Pastille** (*pas'-til, pas-till'*) [dim. of *pasta*, paste or confection]. A lozenge or similarly shaped mass composed of aromatic substances and employed in fumigation. Also, a troche or tablet of medicinal substance.

**Pastinaca** (*pas-tin-a'-kah*) [*pastinare*, to dig]. A former genus of umbelliferous plants. **P. sativa**, the common parsnip, formerly used as a diuretic and as an antiperiodic. Unof.

**Pastophor** (*pas'-to-for*) [*παστοφόρος*, a shrine-bearer; *pl., Pastophori*]. A priest-physician; a clan of priests in Ancient Egypt who united the calling of physician and priest. Thus the High Priest of Sais bore the title of Chief of the Doctors.

**Pat** [ME., *patten*, to strike]. To tap; to strike gently with the fingers.

**Patagium** (*pat-a'-je-um*) [*παταγιον*; *pl., Patagia*]. 1. The flight-membrane of birds and bats; also a congenital malformation consisting in a fold of skin passing from the thigh to the leg. 2. In biology, the expansion of the skin of the trunk, limbs, and tail of flying mammals or reptiles. Cf. *Ectopatagium*, *Dactylopatagium*.

**Patch** (*patch*) [ME., *pacche*, patch]. An irregular spot or area. **Ps., Drab-colored**, a name given by Macnamara to certain areas occurring in the livers of persons who during life had been exposed to the influence of a tropical climate. They are thought to be due to a coagulative necrosis. **P., Mucous**. Same as *Condyloma*. **Ps., Peyer's**. See *Glands*, *Peyer's*.

**Patchouly** (*pa-choo'-lē*) [E. Ind.]. The labiate herb *Pogostemon patchouly*, of India, much used in the East as a perfume and insecticide. Unof.

**Pate** (*pāt*) [ME., *pate*, the crown of the head]. The crown or top of the head.

**Patella** (*pat-el'-ah*) [dim. of *patina*, dish]. The kneecap or rotula. The small, round sesamoid bone in

front of the knee, in the tendon of the quadriceps extensor femoris muscle.

**Patellar** (*pat-el'-ar*) [*patella*, dim. of *patina*, dish]. Pertaining to the patella or knee-cap. **P. Clonus**. Same as *P. Reflex*. **P. Reflex**, or **P. Tendon-reflex**. See *Knee-jerk* and *Reflexes*, *Table of*.

**Patellate** (*pat-el'-at*) [*patella*, a patella]. Provided with a patella.

**Patelliform** (*pat-el'-if-orm*) [*patella*, patella; *forma*, form]. Having the shape of a patella.

**Patelline** (*pat'-el-in*) [*patella*, patella]. Patelliform.

**Patellula** (*pat-el'-u-lah*) [dim. of *patella*, a pan: *pl., Patellulae*]. In biology, applied to the suctorial fosses on the lower surface of the tarsi of some insects.

**Patellulate** (*pat-el'-u-lāt*). Same as *Patellate*.

**Patency** (*pa'-ten-se*) [*patere*, to stand open]. Openness (as of the foramen ovale in fetal life, and in some cases of cyanopathy).

**Patent** (*pat'-ent, pa'-lent*) [*patere*, to be open]. Open, exposed. **P. Glue**. See *Glue*. **P. Leather**. See *Leather*. **P. Lint**. See *Lint*. **P. Medicine**. See *Medicine*. **P. Yellow**. Same as *Cassel Yellow*.

**Pateriform** (*pat'-er-if-orm*) [*patera*, a flat dish; *forma*, form]. In biology, saucer-shaped.

**Pathema** (*path-el'-mah*) [*πάθημα*; *πάθος*, disease]. Any disease or morbid condition.

**Pathematology** (*path-em-at-ol'-o-je*). Same as *Pathology*.

**Pathenetic** (*path-en-jen-et'-ik*) [*πάθος*, disease; *ἐγγενής*, born in, native]. Induced by, or originating in, a disease. **P. Disease**, a disease arising from, or secondary to, another disease.

**Pathetic** (*path-et'-ik*) [*παθητικός*; *πάθος*, disease]. That which appeals to or stirs the passions. **P. Muscle**. See *Obliquus superior*, in *Muscles*, *Table of*. **P. Nerve**. See *Nerve*.

**Pathetism** (*path'-et-izm*) [*πάθος*, disease]. A generic term to express such conditions as hypnotism, telepathy, clairvoyance, etc.

**Pathfinder** (*path'-fin-der*) [ME., *path*, path; ME., *finden*, to find]. An instrument for finding the openings of a urethral stricture.

**Pathic** (*path'-ik*) [*παθικός*, passive]. Diseased; pathologic; pertaining to a morbid condition. Also, one who tolerates the commission of an unnatural crime upon the person.

**Pathisotherapy** (*path-is-o-ther'-ap-e*) [*πάθος*, disease; *ισος*, equal; *θεραπεία*, treatment]. Same as *Isopathy*.

**Pathoanatomic** (*path-o-an-at-om'-ik*) [*πάθος*, disease; *ἀνατομή*, a cutting up]. Pertaining to pathologic anatomy.

**Pathoanatomy** (*path-o-an-at'-o-me*) [*πάθος*, disease; *ἀνατομή*, a cutting up]. Pathologic anatomy.

**Pathobiologic** (*path-o-bi-o-loj'-ik*). Same as *Pathologic*.

**Pathobiologist** (*path-o-bi-ol'-o-jist*). Same as *Pathologist*.

**Pathocratia** (*path-o-kra'-she-ah*) [*πάθος*, feeling; *κρατέειν*, to rule]. The control of the passions; self-restraint.

**Pathoctonus** (*path-ok'-to-nus*) [*πάθος*, passion; *κτείνειν*, to kill]. The killing of the appetites; self-restraint.

**Pathogene** (*path'-o-jen*) [*πάθος*, disease; *γεννᾶν*, to beget]. A disease-producing germ or principle.

**Pathogenesis** (*path'-o-jen'-es-is*) [*πάθος*, disease; *γένεσις*, birth]. The origin and development of disease.

**Pathogenic, Pathogenetic** (*path-o-jen'-ik, path-o-jen-et'-ik*) [*πάθος*, disease; *γεννᾶν*, to beget]. Producing disease. **P. Microorganism**, any one of the various forms of microbic life which, when introduced into the system, causes disease.



**Pathogenous** (*path-øj'-en-us*) [*πάθος*, disease; *γενής*, producing]. Same as *Pathogenic*.

**Pathogeny** (*path-øj'-en-e*) [*πάθος*, disease; *γενής*, producing]. See *Pathogenesis*.

**Pathognomonic** (*path-og-no-mon'-ik*) [*πάθος*, disease; *γνώμων*, judge]. Characteristic of a particular disease, distinguishing it from other diseases.

**Pathognomy** (*path-og'-no-me*) [*πάθος*, disease; *γνώμη*, a sign]. The science of the signs by which disease is recognized.

**Pathognostic** (*path-og-nos'-tik*). Synonym of *Pathognomonic*.

**Pathogony** (*path-og'-o-ne*). Same as *Pathogeny*.

**Pathographic** (*path-o-graf'-ik*) [*πάθος*, disease; *γράφειν*, to write]. Pertaining to pathology.

**Pathography** (*path-og'-ra-fe*) [*πάθος*, disease; *γράφειν*, to write]. A description of diseases.

**Pathologic** (*path-o-loj'-ik*) [*πάθος*, disease; *λόγος*, science]. Pertaining to pathology. Morbid or diseased. **P. Anatomy.** See *Anatomy*. **P. Histology**, the microscopic study of diseased tissues.

**Pathologist** (*path-o-l'-o-jist*) [*πάθος*, disease; *λόγος*, science]. A specialist in pathology.

**Pathology** (*path-o-l'-o-je*) [*πάθος*, disease; *λόγος*, science]. That branch of medical science which treats of the modifications of function and changes in structure caused by disease. It is divided, especially on the European continent, into **P.**, **External**, or surgery, and **P.**, **Internal**, or medicine limited to diseases of internal organs. Of pathology in general three subdivisions are made—morbid anatomy, morbid physiology, and etiology. **P.**, **Cellular**, pathology that makes the cell the basis of all vital phenomena, and teaches that every cell is derived from a pre-existing parent-cell. **P.**, **Comparative**, a study of pathologic processes in lower animals, for purposes of tracing resemblances and differences among them and between them and those of the human body. **P.**, **Experimental**, the study of pathologic processes artificially induced in lower animals. **P.**, **General**, that department of pathology which takes cognizance of those morbid processes that may be observed in various diseases and in any organ, *e.g.*, inflammation and hypertrophy. **P.**, **Geographic**, pathology in its relation to climatic and geographic conditions. **P.**, **Humoral**, the old doctrine that all disease is due to abnormal conditions of the blood. It has been revived in recent times in a modified form, and is now based on the theory that both immunity and susceptibility to disease reside in the juices of the body. **P.**, **Medical**. Synonym of *P.*, *Internal*. **P.**, **Special**, the science of such changes in function and structure as occur in special organs, *e.g.*, pneumonia. **P.**, **Surgical**. Synonym of *P.*, *External*.

**Patholysis** (*path-o-l'-is-is*) [*πάθος*, disease; *λύνειν*, to dissolve]. The dissolution of tissues or substances by the influence of disease.

**Pathomania** (*path-o-ma'-ne-ah*) [*πάθος*, disease; *μανία*, madness]. Moral insanity.

**Pathometry** (*path-om'-et-re*) [*πάθος*, disease; *μέτρον*, measure]. The measure of suffering; the distinction or diagnosis of different kinds of suffering.

**Pathonomia** (*path-o-no'-me-ah*) [*πάθος*, disease; *νόμος*, law]. The study of pathologic laws.

**Pathopatrialgia** (*path-o-pat-rid-al'-je-ah*) [*πάθος*, illness; *πατρίς*, fatherland; *ἄλγος*, pain]. Nostalgia.

**Pathopatridomania** (*path-o-pat-rid-o-ma'-ne-ah*). Synonym of *Nostromania*.

**Pathophobia** (*path-o-fo'-be-ah*) [*πάθος*, disease; *φόβος*, fear]. Exaggerated dread of disease.

**Pathophorous** (*path-off'-or-us*) [*πάθος*, disease; *φόρος*, bear]. Pathogenic.

**Pathopoiesis** (*path-o-poi-e'-sis*) [*πάθος*, disease; *ποιεῖν*, to make]. The creation of disease.

**Patience** (*pa'-shens*) [*patientia*]. A species of dock; *Rumex patientia*, of Europe, sparingly naturalized in N. America; is used in medicine (see *Rumex*) as an alterative and tonic. Unof.

**Patient** (*pa'-shent*) [*pati*, to suffer]. One who is under the care of a physician. A sick person.

**Patten** (*pal'-en*) [*Fr.*, *patin*, a clog]. An iron support placed under a sound foot to remove pressure from and permit extension of the diseased limb in hip-joint disease.

**Patterson's Powder.** A mixture of bismuth subnitrate and magnesia.

**Pattison's White Lead.** See *Pigments*, *Conspectus of*.

**Patulous** (*pal'-u-lus*) [*patere*, to lie open]. In biology, spreading, gaping, open.

**Pauci-articulate** (*pa-w-se-ar-tik'-u-lat*) [*paucus*, few; *articulatus*, articulate]. In biology, having few joints.

**Paucidentate** (*pa-w-sid-en'-tat*) [*paucus*, few; *dens*, tooth]. In biology, having few teeth.

**Pauciflorous** (*pa-w-sif'-lo'-rus*) [*paucus*, few; *flos*, flower]. In biology, having few flowers.

**Paucifolious** (*pa-w-sif'-o'-le-us*) [*paucus*, few; *folium*, a leaf]. In biology, having few leaves.

**Paucinervate** (*pa-w-sin-er'-val*) [*paucus*, few; *nerva*, nerve]. In biology, having few nerves.

**Pauciradiate** (*pa-w-se-ra'-de-at*) [*paucus*, few, little; *radius*, ray]. In biology, having few rays.

**Paucispiral** (*pa-w-se-spi'-ral*) [*paucus*, few; *spira*, a fold, coil]. In biology, having few spirals, whorls, or turns.

**Paul's Sign.** See *Signs and Symptoms*, *Table of*.

**Paullinia** (*pa-w-lin'-e-ah*). See *Guarana*.

**Paunch** (*paunch*) [ME., *paunche*, paunch]. The abdominal cavity and its contents. In comparative anatomy, the largest stomach of cud-chewing animals. See *Farding-bag*.

**Pausimenia** (*pa-w-sim-e'-ne-ah*). See *Menopause*.

**Pavasi's (Carlo) Method.** A method of masking the taste of cod-liver oil: 1000 parts of the oil, 50 parts of ground coffee, and 25 parts of animal charcoal are placed in a flask and heated for an hour over a water-bath. The mixture is then set aside in a cool place, and stirred occasionally for three days, when the oil is filtered off and is ready for use.

**Pavement** (*pāw'-ment*) [*pavimentum*, a pavement]. A floor or paved structure; a formation like pavement. **P. Epithelium.** See *Epithelium*.

**Pavilion** (*pa-vil'-yon*) [*pavilio*, a canopy]. A name sometimes given to the expanded portion of a canal or tube; the outer ear; the pinna or auricle of the ear. **P. of Oviduct**, **P. of the Tube**, the fimbriæ or fringe-like process of the outer extremity of the oviduct; the center of the ovarian extremity of the oviduct; the *morsus diaboli*.

**Pavimentum** (*pa-vim-en'-tum*) [L.]. A floor. **P. orbitæ**, the floor of the orbit. **P. ventriculi**, the floor of a ventricle.

**Pavitation** (*pav-i-t'-a'-shun*) [*pavitatio*; *pavere*, to quake]. Terror, or fear, with trembling.

**Pavor** (*pa'-vor*) [L.]. Fright; fear. **P. nocturnus.** See *Night-mare* and *Night-terrors*.

**Pavy's Disease.** Intermitting or recurrent albuminuria. See *Diseases*, *Table of*. **P.'s Test**, a test for grape-sugar. It consists in the use of ammonia instead of caustic alkali in Fehling's solution. See *Tests*, *Table of*.

**Paxton's Disease.** See *Tinea nodosa*, *Morbus paxtonii*, and *Diseases*, *Table of*.

**Paxwax** (*paks'-waks*) [ME.]. The ligamentum nuchæ in the larger quadrupeds. See *Faxwax*.

**Payne's Treatment.** See *Treatment, Methods of*.

**Paytin** (*pa'-it-in*) [S.A., *Payta*],  $C_{21}H_{24}N_2O + H_2O$ . An alkaloid of one of the cinchona barks.

**Peach** (*pech*) [ME., *peche*, peach]. The rosaceous tree or shrub, *Amygdalus persica*, and its valuable fruit. The kernels of the seed are a good substitute for bitter almonds; the decoction of the leaves is laxative and anthelmintic, as well as sedative. Peach-brandy is distilled from the fruit. Unof. **P.-black**. See *Pigments, Conspectus of*. **P.-brandy**, a liquor distilled from peaches. **P.-cold**. See *Hay-fever*, and *Rhinitis, Hyperesthetic*. **P.-fever**, a morbid condition of the respiratory and cutaneous surfaces, with some consequent systemic disturbances, due to irritation from the pubescence of the skin of the common peach, the *Amygdalus persica*. It is tolerably frequent among persons employed in the fruit-packing and canning establishments of Maryland and Delaware. The Schneiderian membrane becomes turgid; then follows a copious discharge of serum and mucus; the frontal sinuses, the conjunctivæ, and the larger bronchi also become the seat of catarrh, and asthmatic attacks may be induced. A macular or papular eruption comes out on the wrists, forearms, neck, and forehead; the cutaneous affection may go on to true dermatitis, and the lesions may become pustules. Anderson believes the source of irritation to be some germ whose habitat is the "fuzz" of the peach.

**Peacock-sound** (*pe'-kok-sound*). A peculiar sound of the voice supposed to be the result of too close adaptation of the posterior half arches (palato-pharyngeal folds) of the fauces, but according to Harrison Allen due to a faulty method of breathing, neglected catarrh, or a growth in the upper air-passages.

**Pèan's Operation.** See *Operations, Table of*.

**Peanut** (*pe'-nut*) [ME., *pease*; ME., *nutte*, nut]. An edible fruit of *Arachis hypogæa*. **P.-oil**. See *Ground-nut Oil*.

**Pear** [ME., *pere*, pear]. The tree *Pyrus communis*, and its fruit. **P.-oil**, a dilute alcoholic solution of the acetic ester of the amy alcohol of fermentation; it is used in flavoring, cookery, and in candies.

**Pearl** (*perl*) [ME., *perle*, a pearl]. 1. In *pharmacy*, a small, glass globular body completely filled with liquid medicine. 2. A cataract; an opacity growing on the eye. 3. A peculiar arrangement of the epithelial cells. **P.-barley**. See *Barley*. **P. Disease**, a name for tuberculosis of serous membranes in the lower animals, especially cattle, given to it on account of the most manifest lesion, the pearly nodules or tumors, which are often pendulous. **P., Epidermic, P., Epithelial**, one of the spheroid concentric masses of epithelial cells often seen in hard papillomata, in squamous epitheliomata and in cholesteatomata; they are also called *pearly bodies*. See *Cell-nests*. **P.-eye**, afflicted with cataract; an opacity of the crystalline lens of the eye. **P. Tumor**. Synonym of *Cholesteatoma*. **P.-white**. Same as *Bismuth-white and White Lead*.

**Pearly** (*perl'-e*) [ME., *perle*, a pearl]. Resembling a pearl; nacreous; clear; translucent. **P. Bodies**. See *Pearls, Epithelial*. **P. Sputa**, a term given by Laennec to the transparent, tough, tenacious masses of mucus of the size of a pea, or smaller, expectorated in the chronic bronchitis of old people, occurring during cold weather. **P. Tubercle**. See *Grutum*.

**Pearson's Solution.** See *Arsenic*.

**Peaslee's Formula.** See *Alimentation, Rectal*.

**Peat** (*pæt*) [ME., *pete*, peat]. The product of the spontaneous decomposition (decay) of plants, especially swamp-plants, in many cases mixed with sand, loam, clay, lime, iron pyrites, ocher, etc. It is largely employed for fuel in some portions of the

world, and is extensively used in some countries in mud-baths and for poultices.

**Pèbrine** (*peb'-rin*) [Fr.]. Syn., *gattina*, Ital.; *gattine*, Fr.; *petechia*, *maladie des corpuscles*, *maladie des petites*, *etisie*, *maladie corpusculaire*. An infectious epidemic disease which has frequently devastated the silkworm establishments (*magnaneries*) of Europe. The silkworms become infested with *Microsporidia* (*corpuscules de Cornalia*, *corpuscules vibrants*), which have been variously regarded as bacteria, hematozoa, unicellular algae, spores of higher fungi, or "organisms." Cf., *Microbe of Pèbrine*, under *Bacteria*, *Synonymatic Table of*, and *Microsporidia*.

**Pèbrinous** (*peb'-rin-us*) [Fr., *pèbrine*, *pèbrine*]. Affected with *pèbrine*.

**Peccant** (*pek'-ant*) [*peccare*, to sin]. Pathogenic; morbid; unhealthy; offensive.

**Pechyagra** (*pek-e-a'-grah*) [*πῆχυς*, forearm; *ἄγρα*, seizure]. Gout in the elbow-joint.

**Pechytyrbe** (*pek-it-er'-be*). Synonym of *Scurvy*.

**Pecklin, Glands of.** See *Gland*.

**Pecquet, Cistern of.** The receptaculum chyli. **P., Duct of.** See *Duct. P., Reservoir of*. See *P., Cistern of*.

**Pectase** (*pek'-taz*) [*πηκτός*, fixed]. A supposititious ferment of plants which converts pectose into pectin.

**Pecten** (*pek'-ten*) [*pecten*, a comb; *pl., Pectines*]. The os pubis. In biology, a comb-like structure or organ.

**Pectic** (*pek'-tik*) [*πηκτός*, fixed]. Concealing, curdling. **P. Acid**,  $C_{32}H_{48}O_{32}$ , a gelatinous substance obtained when pectin is treated with an alkali and acid successively.

**Pectin, Pectine** (*pek'-tin*) [*πηκτικός*, congealing, curdling]. One of a series of vegetable bodies found combined with lime in fleshy fruits and roots; and also in bark, stems and leaves. According to Braconnot, it is present in all plants. It forms the basis of vegetable jelly. Cf. *pectase*, *pectose*, *parapectin*, *metapectin*, *pectosinic acid*, *pectinic acid*, *metapectinic acid*, *pectinose*, *arabinose*.

**Pectinal** (*pek'-tin-al*) [*pecten*, a comb]. Comb-like.

**Pectinate** (*pek'-tin-at*) [*pecten*, a comb]. In biology, comb-like; arranged like the teeth of a comb. **P. Antenna**, in biology, an antenna that resembles a comb, due to a linear projection of each joint on the inner side. **P. Ligament**, fibers of connective tissue at the angle of the anterior chamber of the eye, between the iris and the cornea. **P. Muscles**, the musculi pectinati of the heart. **P. Zone**, the upper surface of the basilar membrane external to Corti's organ.

**Pectination** (*pek'-tin-a'-shun*) [*pecten*, a comb]. In biology: (a) the state of being pectinate; (b) a pecten or comb-like structure.

**Pectinato-fimbriate** (*pek'-tin-a'-to-fim'-brik-āt*) [*pecten*, a comb; *fimbria*, a fringe]. In biology, having the pectinations fringed.

**Pectineal** (*pek'-tin-e'-al*) [*pecten*, a comb]. Pectinal or pectinate. **P. Crest**. Same as *P. Line*. **P. Fascia**, the fascia covering the pectineus and adductor longus muscles. **P. Line**, a linear prominence on the os innominatum. The same as the ileopectineal line. See *Lines, Table of*. **P. Ridge**. Same as *P. Line*.

**Pectinella** (*pek'-tin-e'-ah*) [dim. of *pecten*, a comb; *pl., Pectinellæ*]. In biology, a pectinated appendage of the protomata of myriapods.

**Pectineus** (*pek'-tin-e'-us*). See *Muscles, Table of*.

**Pectinic Acid** (*pek'-tin'-ik*) [*πηκτός*, fixed],  $C_{32}H_{27}O_{30}$ , or  $C_{32}H_{28}O_{28}$ . This equals  $4C_8H_5O_3$ , according to Fremy;  $C_{28}H_{20}O_{26}$ , according to Chodnew. It is a colorless, transparent jelly, drying up to a horny mass, insoluble in cold water, scarcely soluble in warm water, insoluble in alcohol and ether.



**Pectiniform** (*pek-tin'-if-orm*) [*pecten*, a comb; *forma*, a form]. Having the form of or resembling a comb. Fimbriated or serrated. **P. Septum**. See *Septum*.

**Pectinose** (*pek'-tin-ōz*). Same as *Arabinose*.

**Pectize** (*pek'-tiz*) [*πηκτός*, fixed, congealed]. In biology, to congeal or form jelly. Cf. *Pectin*.

**Pecto-antibrachialis** (*pek'-to-an-te-bra-ke-a'-lis*) [*pectus*, breast; *antibrachium*, the forearm]. In biology, a muscle extending from the sternum to the elbow of certain animals.

**Pectocaulis** (*pek'-kaw'-lis*) [*pecten*, comb; *caulis*, stem; *pl.*, *Pectocauli*]. In biology, the common stalk of the polypides of a polyzoary.

**Pectoral** (*pek'-to-ral*) [*pectus*, breast]. Pertaining to the breast. Of a medicine, useful in diseases of the respiratory tract. **P. Fin**, the thoracic limb of a fish. **P. Fremitus**, vocal fremitus of the chest. **P. Glands**, lymph-glands along the lower border of the pectoralis major muscle. **P. Laminæ**, the basal joints of the legs. **P. Limb**, the anterior or upper limb of a vertebrate animal. **P. Muscles**. See *Muscles*, *Table of*. **P. Nerves**, the cutaneous branches of the thoracic intercostal nerves. **P. Ridge**, the anterior or external bicipital ridge of the humerus. **P. Species**. See *Breast-tea*. **P. Tubercle**, the impression on the anterior surface of the clavicle for the attachment of the pectoralis major muscle.

**Pectoralgia** (*pek-tor-al'-je-ah*) [*pectus*, breast; *ἄλγος*, pain]. Neuralgic pain in the breast.

**Pectoralis** (*pek-tor-a'-lis*). See *Muscles*, *Table of*.

**Pectoriloquism** (*pek-tor-il'-o-kwizm*). Same as *Pectoriloquy*.

**Pectoriloquy** (*pek-tor-il'-o-kwe*) [*pectus*, breast; *loqui*, to speak]. The distinct transmission of articulate speech to the ear on auscultation. It may be heard over cavities in the lung, over areas of consolidation near a large bronchus, over a pneumothorax when the opening in the lung is patulous; over some pleural effusions. **P., Whispering**, the transmission of the whispered words to the auscultating ear. The sounds seem to emanate directly from the spot auscultated.

**Pectorophony** (*pek-tor-off'-o-ne*) [*pectus*, breast; *φωνή*, sound]. Exaggerated vocal resonance, as heard in auscultating the chest.

**Pectose** (*pek'-tōz*) [*πηκτός*, fixed]. A compound occurring in fruits, intermediate between starch and glucose. Its exact composition is not known. Heat and other reagents change it into pectin.

**Pectosinic Acid** (*pek'-to-sin'-ik*) [*πηκτός*, fixed],  $C_{64}H_{16}O_{62}$ . A substance produced from pectose by treatment with dilute watery alkalis. It is amorphous and of an acid reaction, insoluble in cold dilute acids, scarcely soluble in cold water, but easily soluble in warm water. Its salts are jelly-like and amorphous, and soluble in warm dilute acids.

**Pectous** (*pek'-tus*) [*πηκτός*, fixed, congealed]. In biology, consisting of one or more pectin bodies.

**Pectunculate** (*pek-tunk'-ku-lāt*) [*pectunculus*, a little comb]. In biology, furnished with a comb-like arrangement of minute spines or bristles.

**Pectunculi** (*pek-tunk'-u-li*) [*pecten*, comb]. Plural of *Pectunculus*. Longitudinal striations in the walls of the Sylvian aqueduct.

**Pectus** (*pek'-tus*) [*pectus*, breast; *pl.*, *Pectora*]. That part of the body between the neck and the abdomen. In biology, the chest, breast, lower surface of the thorax or pectoral region. **P. carinatum**. Same as *Pigeon-breast*. **P. gallinatum**. Same as *Chicken-breast*. **P. gallinaceum**. See *Chicken-breast*.

**Pedal** (*pel'-dal*) [*pes*, *pedis*, foot]. Pertaining to the foot. **Pedanchone** (*ped-ang'-ko-ne*) [*παῖς*, child; *ἀγχώνη*, choking]. A synonym of *Cynanche maligna*.

**Pedarthrocase** (*ped-arth-rok'-as-e*) [*παῖς*, child; *ἄρθρον*, a joint; *κακός*, evil]. A necrotic ulceration or caries of the joints of children. The same as *Osteophthoria*.

**Pedate** (*ped'-āt*) [*pes*, foot]. In biology, resembling a foot in form or arrangement.

**Pedatifid** (*ped-al'-if-id*) [*pedatus*, furnished with feet; *findere*, to divide, cleave]. In biology, pedately divided or cleft about half-way to the base.

**Pedatinerved** (*ped-at'-in-er-ud*) [*pedatus*, furnished with feet; *nervus*, nerve]. In biology, applied to leaves having no mid-rib, but supplied with two strong lateral nerves, which give rise to others extending toward the apex; pedately veined.

**Pedatipartite** (*ped-at-ip-ar'-tit*) [*pedatus*, furnished with feet; *partire*, to part]. In biology, pedately lobed or cleft, with the sinuses extending about half-way to the base.

**Pedatisect** (*ped-at'-is-ekt*) [*pedatus*, furnished with feet; *secare*, to cut]. In biology, pedately cleft or parted; having the cleft reaching nearly to the mid-rib or base.

**Pedatrophia, Pedatrophly** (*ped-at-ro'-fe-ah*, *ped-at'-ro-fe*) [*παῖς*, child; *ἀτροφία*, atrophy]. 1. Any wasting disease of childhood. 2. Synonym of *Tabes mesenterica*, or *Intestinal Catarrh of Children*.

**Pederastia, Pederasty** (*ped-er-as'-te-ah*, *ped'-er-as-te*) [*παῖς*, boy; *ἐρᾶω*, to love]. Intercourse with a boy per anum.

**Pederastic** (*ped-er-as'-tik*) [*παιδεραστία*, pederasty]. Pertaining to pederasty.

**Pedesis** (*pe-de'-sis*) [*πήδισις*, leaping or bounding]. Jevon's name for the indefinite dancing or oscillating motion of the particles of any substance sufficiently powdered and suspended in a suitable liquid. It is a purely physical phenomenon probably due to the fact that the particles are in very delicate equilibrium and hence extremely sensitive to the slightest change of temperature. It is with less propriety termed *Molecular Movement*, *Brownian Movement*, and *Titubation*.

**Pedialgia** (*pe-de-al'-je-ah*) [*πῆδιον*, foot; *ἄλγος*, a pain]. Pain in the foot.

**Pediaphtha** (*pe-de-af'-thah*) [*παῖς*, child; *ἄφθα*, thrush]. Infantile aphtha.

**Pediatric** (*pe-de-at'-rik*) [*παῖς*, child; *ιατρία*, therapeutics]. Pertaining to pediatrics.

**Pediatrics** (*pe-de-at'-riks*) [*παῖς*, child; *ιατρία*, therapeutics]. The treatment of the diseases of children.

**Pediatry** (*pe'-de-at-re*). See *Pediatrics*.

**Pedichel** (*ped'-is-el*) [*pediculus*, dim. of *pes*, a foot]. In biology: (a) a branch of a flower-cluster supporting one or more flowers; (b) any little foot, foot-stalk, or foot-like organ. **P.-cell**, in biology, a cell acting as a foot-stalk to some organ; as the flask-shaped cell which supports the antheridium in the *Characeæ*.

**Pedicellaria** (*ped-is-el-a'-re-ah*) [*pedicellus*, a pedicel; *pl.*, *Pedicellariæ*]. In biology, one of the tactile organs of the echinoderm, serving to keep off parasites, to retain protective substances (sea-weeds, etc.), and as organs of attachment or aids to locomotion.

**Pedicellate** (*ped-is-el'-āt*) [*pedicellus*, a pedicel]. In biology, having a pedicel.

**Pedicellus** (*ped-is-el'-us*) [dim. of *pediculus*, a little foot; *pl.*, *Pedicelli*]. In biology: (a) a pedicel; (b) the third joint of the antenna of an insect.

**Pedicle** (*ped'-ik-l*) [*pediculus*, a little foot]. In biology: (a) the stalk of a flower-cluster, whether supporting one flower or more; (b) the bony process giving support to the antlers of a deer; (c) the foot of the neural arch of a vertebra. In pathology, the narrow part of a tumor or morbid growth by which it is attached or which supports it. **P. of Invagination**, a

group of cells supporting the hypoblast in a stage of development of certain molluscs (*Pisidium*), and which subsequently develops into the rectum; the rectal peduncle. **P. of a Vertebra**, the portion of a vertebra that projects dorsad from the body on each side.

**Pedicular** (*ped-ik-u-lar*) [from *pediculus*, dim. of *pes*, a foot]. Pertaining to a pedicle or little foot-stalk. Peduncular.

**Pedication** (*ped-ik'-u-la'-shun*) [*pediculus*, dim. of *pes*, foot]. The state of being lousy.

**Pedicule** (*ped'-ik-ül*) [*pediculus*, a little foot]. In biology, a pedicel, pedicle, or peduncle.

**Pediculi** (*pe-dik'-u-li*) [L.]. Plural of *Pediculus*, *q. v.*

**Pediculodermata** (*pe-dik-u-lo-der'-mat-ah*) [*pediculus*, louse; *derma*, skin]. The skin-lesion produced by lice.

**Pediculophobia** (*pe-dik-u-lo-fol'-be-ah*) [*pediculus*, louse; *phobos*, fear]. Morbid dread of lousiness.

**Pediculosis** (*pe-dik-u-lo'-sis*) [*pediculus*, louse]. *Phthiriasis*; lousiness; a contagious animal parasitic skin-affection characterized by the presence of pediculi, which occasion peculiar lesions, scratch-marks, and excoriations, accompanied with itching. See *Pediculus* and *Phthiriasis*, under *Parasites (Animal)*, *Table of*.

**Pediculus** (*pe-dik'-u-lus*) [*pediculus*, a louse]. A small parasitic hemipterous insect. See under *Parasites (Animal)*, *Table of*.

**Pedicure** (*ped'-ik-ür*) [*pes*, foot; *cura*, care]. A chiropodist; also the care of the feet.

**Pediferous** (*ped-if'-er-us*) [*pes*, foot; *ferre*, to bear]. Having feet.

**Pediform** (*ped'-if-orm*) [*pes*, foot; *forma*, form]. In biology, foot-shaped.

**Pedigerous** (*ped-ij'-er-us*) [*pes*, foot; *gerere*, to bear]. Bearing feet; pediferous.

**Pedigree** (*ped'-ig-re*) [possibly from Fr. *pied de grue*, a crane's foot, from the irregular lines on charts of descent]. An account of genealogy or descent.

**Pediluvium** (*ped-il'-u-ve-um*) [*pes*, foot; *lavare*, to wash]. A foot-bath.

**Pedimana** (*ped-im'-an-ah*) [*pes*, foot; *manus*, hand]. A family of mammals represented by the marsupials, which have the fore limbs so constructed as to serve either as hands or as feet.

**Pedimanous** (*ped-im'-an-us*) [*pes*, foot; *manus*, hand]. In biology, having hand-like feet.

**Pediocle** (*ped'-e-o-kl*) [*pes*, foot; *oculus*, eye]. A stalk-eyed crustacean.

**Pediococcus** (*ped-e-o-kok'-us*) [*pes*, a foot; *κόκκος*, a berry]. A term formerly given to a genus of micrococci.

**Pedion** (*pe'-de-on*) [*παιδιον*, sole]. Sole of the foot.

**Pedion, Pedium** (*pe'-de-on*, *pe'-de-um*) [*παις*, child]. A child; also, a fetus.

**Pedionalgia** (*ped-e-on-al'-je-ah*) [*παιδιον*, sole of the foot; *άλγος*, pain]. Pain in the sole of the foot.

**Pedipalp** (*ped'-ip-alp*) [*pes*, foot; *palpus*, feeler]. In biology, a maxillary palpus, so modified as to serve as an efficient limb, tactile or prehensile organ, as in scorpions, chelifers, etc.

**Pedipalpus** (*ped-ip-al'-pus*) [*pes*, foot; *palpare*, to feel]. Having pedipalps.

**Pedipalpus** (*ped-ip-al'-pus*) [*pes*, a foot; *palpare*, to touch; *pl.*, *Pedipalpi*]. A pedipalp.

**Peditis** (*pe-di'-tis*) [*pes*, foot; *itis*, inflammation]. Williams' term for the serious complication of laminitis of the horse's foot, in which not only the laminae, but the periosteum and the coffin-bone also, are involved in the inflammatory process.

**Pedodynamometer** (*ped-o-di-nam-om'-et-er*) [*pes*, foot;

*δύναμις*, power; *μέτρον*, measure]. An instrument intended to measure the muscular strength of the leg.

**Pedogenesis, Pædogenesis** (*pe-do-jen'-es-is*) [*παις*, child; *γένεσις*, generation]. In biology, a form of heterogeny, in which an imaginal generation reproducing sexually by means of fertilized eggs alternates with several generations of parthenogenetically reproducing viviparous larvae (e.g., in *Cecidomyia*).

**Pedologic** (*pe-do-loj'-ik*) [*παις*, child; *λόγος*, science]. Pertaining to pedology.

**Pedology** (*pe-dol'-o-je*) [*παις*, child; *λόγος*, science]. The science, or sum of knowledge, regarding childhood, its diseases, hygiene, etc.

**Pedometer** (*pe-dom'-et-er*) [*παις*, child; *μέτρον*, measure]. An instrument for determining the weight and height of a new-born child.

**Pedometer** (*ped-om'-et-er*) [*pes*, foot; *μέτρον*, a measure]. An instrument for automatically measuring any distance traveled. As formerly constructed, it registered the number of footsteps.

**Pedometry** (*pe-dom'-et-re*) [*παις*, a child, or *pes*, foot; *μέτρον*, measure]. 1. The measurement of the new-born child. 2. The use of the pedometer.

**Pedomorphism** (*pe-do-morf'-izm*) [*παις* (*παιδ-*), child; *μορφή*, form]. In biology, Harrison Allen's term for the disposition occasionally exhibited in adult animals for the proportions of different parts of the body to remain as they were in the immature individuals, not due to arrest of growth, but to the fact that certain parts preserve the peculiarities of the young.

**Pedonosology** (*pe-do-nos-ol'-o-je*) [*παις*, child; *νόσος*, disease; *λόγος*, science]. The nosology of diseases peculiar to infancy and childhood. Pediatrics.

**Pedonosos, Pedonosus** (*pe-don'-o-sos*, *pe-don'-o-sus*) [*παις*, child; *νόσος*, disease]. A disease of childhood.

**Pedopathy** (*pe-dop'-ath-e*) [*παις*, child; *πάθος*, suffering]. The science of the diseases of children, their treatment, etc.

**Pedophlebotomy** (*pe-do-fle-bot'-o-me*) [*παις*, child; *φλέψ*, vein; *τομή*, a cutting]. Venesection in children.

**Pedophylis** (*pe-doff'-lis-is*) [*παις*, child; *φλύσις*, eruption]. A bullous or pustular eruption in young children.

**Pedophthisis** (*pe-dof'-this-is*) [*παις*, child; *φθίσις*, wasting]. Tabetic or other wasting disease of children.

**Pedopyra** (*pe-dop'-ir-ah*) [*παις*, child; *πῦρ*, fire]. A febrile disease of children. **P. americana**. Synonym of *Cholera infantum*.

**Pedotrophic** (*pe-do-tro'-fik*) [*παις*, child; *τροφή*, nourishment]. Pertaining to the rearing of children.

**Pedotrophist** (*pe-dot'-ro-fist*) [*παις*, child; *τροφή*, nourishment]. One skilled in, or devoted to, the rearing of children.

**Pedotrophium** (*pe-do-tro'-fe-um*) [*παις*, child; *τρέφειν*, to nourish]. A foundling hospital, or one for orphan children.

**Pedotrophy** (*pe-dot'-ro-fe*) [*παις*, child; *τροφή*, nourishment]. The hygiene of childhood; the care, nursing, and regimen of children.

**Peduncle** (*pe'-dung-kl*) [*pedunculus*, a little foot]. In biology, a foot-stalk, or foot-like part, a pedicel or pedicle, the stalk of a flower-cluster, of a barnacle, or of any organ. In anatomy, any supporting part. **P., Anterior Cerebellar**. Synonym of *P., Superior Cerebellar*. **P. of the Cerebellum**. See *P., Inferior, Middle, and Superior Cerebellar*. **P., Cerebral**. Synonym of *Crus cerebri*. **P. of the Cerebrum**, the *crus cerebri*. **P. of the Corpus callosum**, the



anterior perforated space. **P., Inferior Cerebellar**, one of the two bands of white matter passing up from the oblongata, a continuation of the restiform bodies, and connecting the medulla with the cerebellum. It forms the lower lateral wall of the fourth ventricle. **P., Middle Cerebellar**, one of the bands of white matter joining the pons and the cerebellum. **P., Olivary**, a band of fibers passing from the olivary nucleus to the lemniscus and the tegmentum. **P. of the Pineal Gland**, a delicate white band passing forward from each side of the pineal gland along the edge of the third ventricle. **P., Posterior Cerebellar**. Synonym of *P., Inferior Cerebellar*. **P., of the Spinal Cord**, the inferior cerebellar peduncle. **P. Superior Cerebellar**, one of the two bands of white matter that pass from the cerebellum to the testes of the corpora quadrigemina. **P., Transverse**. Synonym of *P., Middle Cerebellar*.

**Peduncled** (*pel-dung-kld*) [*pedunculus*, a little foot]. Furnished with a peduncle; pedunculate.

**Peduncular** (*pe-dung'-ku-lar*) [*pedunculus*; dim. of *pes*, foot]. Pertaining to a peduncle.

**Pedunculate, Pedunculated** (*pe-dung'-ku-lāt, pe-dung'-ku-la-ted*) [*pedunculus*, dim. of *pes*, foot]. Having a peduncle; stalked.

**Pedunculus** (*pe-dung'-ku-lus*). Same as *Peduncle*.

**Peeling** (*pel'-ing*) [*pellis*, skin]. A term applied to the process of desquamation, as in scarlet fever.

**Peenash** (*pe'-nash*) [E. Ind.]. The Eastern name for *myiosis*, produced by *Lucilia macellaria*. See *Parasites (Animal)*, *Table of*.

**Peosyne** (*pe-e-os'-in-e*). Synonym of *Therapeutics*.

**Peg** [ME., *pegge*, a spike]. 1. A pointed pin of wood, metal, or other material. 2. A wooden leg. **P.-leg**, a wooden leg of the simplest form. **P.-teeth**, a name given by Hutchinson to the teeth of children with hereditary syphilis, from the peg-like appearance of the crowns.

**Pegology** (*peg-ol'-o-je*) [*πηγή*, fountain; *λόγος*, science]. The science of medicinal springs; balneology.

**Peinotherapy** (*pi-no-ther'-ap-e*) [*πείνα*, hunger; *θεραπεύειν*, to heal]. The cure of disease by the deprivation of food; hunger-cure; limotherapy.

**Pelada** (*pel'-a-dah*) [Fr.]. Alopecia of the scalp; also syphilitic alopecia.

**Pelade** (*pel-ahd')* [Fr.]. A synonym of *Alopecia areata* or *Area celsi*.

**Pelage** (*pel-ahj'*) [Fr.; *πέλλα*, the hair]. In biology, the hairy system of the body as a whole. The hair, wool, or fur of a mammal.

**Pelagian** (*pel-a'-je-an*) [*πέλαγος*, the sea]. Inhabiting the deep sea.

**Pelagic** (*pel-aj'-ik*) [*πелаγικός*, pertaining to the open sea; from *πέλαγος*, the sea]. Inhabiting the high seas, the deep or open ocean, as contrasted with *limnetic*, or fresh-water inhabitants or the *littoral* marine fauna and flora. Cf. *Allopelagic*, *Autopelagic*, *Bathypelagic*, *Chinopelagic*, *Eupelagic*, *Nyctipelagic*, *Spanipelagic*, under *Plankton*. **P. Fauna and Flora**, the animals and plants (passively floating or actively swimming) which remain at the surface of the sea and never leave it, or only for a short time descend to a slight depth. Among such true pelagic animals are the *Radiolaria*, *Peridinia*, *Noctiluca*, *Medusa*, *Siphonophora*, *Ctenophora*, *Sagitta*, *Pteropoda*, *Heteropoda*, a greater part of the *Crustacea*, the larvae of *Echinodermata*, of many *Vermes*, etc. **P. Tow-stuff**, the small organisms obtained by towing nets at sea.

**Pelargonic Acid** (*pel-ar-gon'-ik*) [*πελαργός*, a stork],  $C_7H_{18}O_2$ . A monobasic crystalline acid obtained from the essential oil of *Pelargonium roseum* and from

other oils. It is employed in the flavoring of wines. See *Acid*.

**Pelargonium** (*pel-ar-go'-ne-um*) [*πελαργός*, a stork]. A genus of the *Pelargonie* or stork's-bills, indigenous in Africa and India and cultivated in Europe and America. Several species have medicinal properties. **P. anceps** is an emmenagogue. **P. antidyentericum**, is used in dysentery. **P. roseum**, the rose-geranium, contains an oil from which pelargonic acid is obtained. Unof.

**Pelican** (*pel'-ik-an*) [*πελεκάν*, to hew with an ax]. An old variety of forceps, or key, for the extraction of teeth. In chemistry, a glass vessel for continued distillation.

**Pellicology** (*pel-ik-ol'-o-je*) [*πέλιξ*, pelvis; *λόγος*, science]. The study of the pelvis and its proportions.

**Pellicometer** (*pel-ik-om'-et-er*). Synonym of *Pelvimeter*.

**Pelidnephrosis** (*pel-id-nef-id-ro'-sis*) [*πελιδνός*, livid; *εφιδρωσις*, epidrosis]. Same as *Melinephrosis*.

**Pelidnoma** (*pel-id-no'-mah*). Synonym of *Ecchymosis*.

**Pelidnus** (*pel-id'-nus*) [*πελιδνός*, livid]. A leaden-colored condition of the skin.

**Pelioma** (*pel-e-o'-mah*) [*πέλιωμα*, a livid spot; *πλ.*, *Peliomata*]. A livid spot, as seen in peliosis. **P. typhosum**. See *Taches bleuâtres*.

**Peliosis** (*pel-e-o'-sis*) [*πέλιος*, livid]. A livid condition of the skin due to extravasation of blood. **P. pemphigoides**. See *P. rheumatica*. **P. rheumatica**, *Purpura rheumatica*; an acute purpuric skin-disease, more common in persons from fifteen to thirty years old, and characterized by the presence of non-elevated or slightly elevated spots, from the size of a pin's head to a lentil, of a deep-red color, which do not disappear on pressure, and soon become dark-purple. They are usually seen on the legs and feet, often clustered around painful joints; they are also found on the hands and arms, and very rarely on the trunk and face. At times erythematous or urticarial rashes (*P. urticans*) are present on other parts of the body, and more rarely vesication occurs (*P. pemphigoides*). **P. senilis**, the minute hemorrhages into the skin seen in marantic senile persons. **P. urticans**. See *P. rheumatica*.

**Pellada** (*pel-a'-dah*). See *Pelade*.

**Pellagra** (*pel-a'-grah*) [It., *pelle*, skin; *agra*, rough; or *πέλλα*, skin; *ἀγρα*, seizure]. *Ergotism*, *Lombardian Leprosy*, *Leptra asturiensis*; an endemic trophoneurotic skin disease occurring among the squalid and destitute, due to chronic poisoning with diseased or fermented maize, and affecting chiefly the cerebro-spinal and digestive systems. It usually occurs in those between thirty and fifty years of age. It always begins in spring, and the lesion appears on the parts of the body exposed to the air and light (face, neck, back of hands, and feet). It consists of an intense, rapidly-extending erythema, bright-red, livid or brown in color, with much swelling, and causing violent burning or itching. The spreading edge of the patches is much elevated and generally darker than the central portion. There are marked nervous and general symptoms, insanity, mania, or melancholia being common. **P. sine pellagra**, [L., pellagra without pellagra]. Pellagra without cutaneous eruption.

**Pellagraine** (*pel-a-gra'-se-in*) [It., *pelle*, skin; *agra*, rough; or *πέλλα*, skin; *ἀγρα*, seizure]. A name given by Lombroso to a poisonous substance found in decomposed corn-meal; it is probably a mixture of poisonous ptomaines, some of which induce narcosis and paralysis; other symptoms are like those of nicotine poisoning.

**Pellagrin** (*pel'-a-grin*) [It., *pella*, skin; *agra*, rough; or *πέλλα*, skin; *ἀγρα*, seizure]. One who is afflicted with pellagra.

**Pellagrous** (*pel-a'-grus*) [*πέλλα*, skin; *ἄγρα*, seizure]. Affected with pellagra; pertaining to pellagra.

**Pellet** (*pel'-et*) [*pila*, ball]. A small pill or tablet.

**Pelletierin** (*pel-et'-e-er-in*) [after Bertrand *Pelletier*, a French chemist, 1761-97],  $C_8H_{13}NO$ . An aromatic oily alkaloid from pomegranate-bark. Its tannate is an effective teniafuge. Dose  $\frac{1}{2}$  to 1 gr., followed by a purgative. Pelletierin is actively poisonous, causing weakness of the legs. Unof.

**Pellibranchiate** (*pel-ib-rang'-ke-āt*) [*pellis*, skin; *branchiae*, gills]. In biology, breathing by means of the skin.

**Pellicle** (*pel'-ik-l*) [*pellis*, skin]. 1. A thin membrane, film, scum, or cuticle. 2. The cortical layer of plants. **P.**, **Medicated**, a medicamentous layer or film left on the skin by the evaporation of collodion which is charged with some drug.

**Pellicula** (*pel-ik'-u-lah*) [*pellicula*, a small skin]. In biology, the cortical layer of a plant, as in lichens and some fleshy fungi.

**Pellicular** (*pel-ik'-u-lar*) [*pellicula*, dim. of *pellis*, skin]. Of the nature of, or resembling a pellicle; thin-skinned.

**Pelliculate** (*pel-ik'-u-lāt*) [*pellicula*, a small skin]. Covered with a pellicle.

**Pellis** (*pel'-is*) [L.]. The skin.

**Pellitory** (*pel'-it-or-e*) [ME., *pelleteer*, pellitory]. See *Pyrethrum*. **P.**, **Persian**. See *Pyrethrum roseum*. See also *Parietaria*. **P.**, **American**, *Parietaria pennsylvanica*.

**Pellous** (*pel'-us*) [*pellis*, skin]. Dark-skinned.

**Pellucid** (*pel-u'-sid*) [*pellucere*, to shine through]. Transparent; translucent; not opaque. **P. Zone**, the zona pellucida, or inclosing membrane of the mammalian ovum. It is also called the *zona radiata*.

**Pellucidity** (*pel-u-sid'-it-e*). Same as *Pellucidity*.

**Pellucidness** (*pel-u'-sid-ness*) [*pellucere*, to shine through]. The state of being pellucid.

**Pelma** (*pel'-mah*) [*πέλμα*, sole]. The lower surface of the toes; also the entire sole of the foot.

**Pelmatogram** (*pel-mat'-o-gram*) [*πέλμα*, the sole of the foot; *γράμμα*, a writing]. A print of the sole.

**Pelor** (*pel'-or*) [*πέλωρ*, a monster]. A fetal monstrosity with some parts abnormally large.

**Peloria** (*pel-a'-re-ah*) [*πέλωρ*, a monster]. In biology, the production of regular flowers upon plants the flowers of which are normally irregular.

**Pelorate** (*pel-or'-e-āt*) [*πέλωρ*, a monster]. Characterized by peloria.

**Peloric** (*pel-or'-ik*) [*πέλωρ*, a monster]. Characterized by peloria.

**Pelorisatation, Pelorization** (*pel-or-iz-a'-shun*) [*πέλωρ*, a monster]. The becoming affected with peloria.

**Pelorum** (*pel'-or-izm*) [*πέλωρ*, a monster]. Same as *Peloria*.

**Pelorize** (*pel'-or-iz*) [*πέλωρ*, a monster]. In biology, to bring about peloria.

**Pelosing** (*pel'-o-zin*). See *Buxin*.

**Pelotonnement** (*pel-o-ton'-mon(g)*) [Fr.]. The folding and the compression of the lower extremities of the fetus against the trunk, preliminary to expulsion in breech-presentations.

**Pelt** [ME., *pelt*, pelt]. The skin of a beast with the hair on it.

**Peltate** (*pel'-tāt*) [*πέλτη*, a light shield]. In biology, shield-shaped.

**Peltatid** (*pel-tat'-if-id*) [*πέλτη*, a light shield; *findere*, to clean]. In biology, peltate and cut into subdivisions.

**Pelticle** (*pel'-tik-lis*) [*πέλτη*, a shield; *κλείς*, bolt]. In biology, a tubercle attached to the posterior margin of the carapace of certain crustaceans (Bate).

**Peltifolious** (*pel-tif-o'-le-us*) [*pelta*, a shield; *folium*, a leaf]. In biology, having peltate leaves.

**Peltiform** (*pel'-tif-orm*) [*pelta*, a shield; *forma*, form]. Peltate.

**Pelting** (*pel'-tin-erud*) [*pelta*, a shield; *nervus*, a nerve]. In biology, having nerves radiating from a central point, *e. g.*, certain leaves.

**Pelviangustia** (*pel-van-gus'-te-ah*) [*pelvis*, pelvis; *angustia*, narrowing]. A contracted state of the pelvis.

**Pelvioperitonitis** (*pel'-ve-o-per-it-on-i'-tis*) [*pelvis*, pelvis; *περιτόναιον*, peritoneum; *ιτις*, inflammation]. Inflammation of the pelvic peritoneum.

**Pelviscope** (*pel'-ve-o-skop*) [*pelvis*, pelvis; *σκοπεῖν*, to examine]. An instrument for examining the pelvis; a pelvimeter.

**Pelviscopy** (*pel'-ve-os'-ko-pe*) [*pelvis*, pelvis; *σκοπεῖν*, to examine]. The examination of the pelvis; pelvimetry.

**Pelviarium** (*pel'-ve-a'-re-um*) [L.]. An artificial pelvis used as a model to demonstrate the anatomy and functions of the pelvic basin.

**Pelvic** (*pel'-vik*) [*pelvis*, a basin]. Pertaining to the pelvis. **P. Abscess**, a suppurative inflammation of the connective tissue of the pelvic cavity, most common in women, and usually associated with puerperal or gonorrheal infection. **P. Aponeurosis**, the tendinous lamina having its origin at the brim of the pelvis and lining the pelvic cavity. **P. Arch**. Same as *P. Girdle*. **P. Axis**, the curved axial line of the pelvic cavity. **P. Canal**, the birth-canal. **P. Cavity**, the cavity forming the lower part of the abdomen. **P. Cellulitis**, inflammation of the connective tissues in the vicinity of the uterus, or between the uterus and perineum. See *Parametritis*. **P. Contraction**. See *Pelvis*, *Planes of*. **P. Diameters**. See *Pelvis*, *Diameters of*. **P. Diaphragm**, the muscles forming the pelvic floor. **P. Expansion**. See *Pelvis*, *Planes of*. **P. Fascia**. See *Fascia*. **P. Girdle**, the arch formed by the ilium, ischium and pubis, or in the higher vertebrates by the two innominate bones. **P. Hematocele**. See *Hematocele*. **P. Hernia**, a rare condition in which there is a protrusion of some portion of the pelvic contents through an abnormal opening below the brim of the true pelvis; the chief forms are the *perineal*, *vaginal*, *sciatic*, and *pudendal*. **P. Index**, the relation of the antero-posterior to the transverse diameter of the pelvis. **P. Inlet**, the superior strait. **P. Limb**, the limb attached to the pelvic girdle. **P. Outlet**, the inferior strait. **P. Peritonitis**. See *Perimetritis* and *Pelvioperitonitis*. **P. Plexus**. See *Plexuses*, *Table of*. **P. Region**, the region within the true pelvis.

**Pelvicellulitis** (*pel-vis-el-u-li'-tis*) [*pelvis*, pelvis; *cellula*, a little cell; *ιτις*, inflammation]. See *Pelvic Cellulitis*.

**Pelvicliometer** (*pel-vik-liz-e-om'-et-er*) [*pelvis*, pelvis; *κλίσις*, inclination; *μέτρον*, measure]. An instrument for determining the inclination and the diameters of the pelvis.

**Pelvicology** (*pel-vik-ol'-o-jē*). Same as *Pelycology*.

**Pelvicrural** (*pel-vik-ru'-ral*) [*pelvis*, pelvis; *crus*, leg]. Pertaining to the pelvis and the thigh.

**Pelvicula** (*pel-vik'-u-lah*). Synonym of *Orbit*.

**Pelvidymus** (*pel-vid'-im-us*) [*pelvis*, pelvis; *διδυμος*, double]. The same as *Diphygus*.

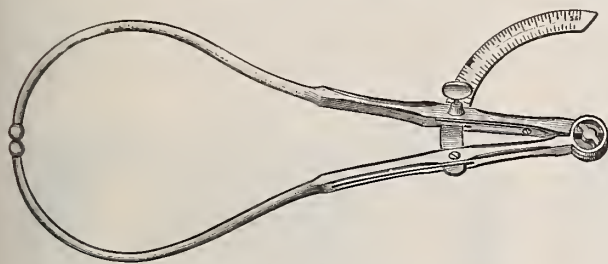
**Pelviiform** (*pel'-vij-form*) [*pelvis*, a basin; *forma*, shape]. In biology, shaped like a shallow cup.

**Pelviograph** (*pel'-vig-raf*) [*pelvis*, pelvis; *γράφειν*, to write]. An apparatus that automatically records the outline of the pelvic wall.

**Pelviography** (*pel'-vig'-ra-fe*) [*pelvis*, pelvis; *γράφειν*, to write]. A contour or tracing of the pelvic wall.



**Pelvimeter** (*pel-vim' -et-er*) [*pelvis*, *pelvis*; μέτρον, a measure]. An instrument for measuring the pelvic dimensions.



### PELVIMETER.

**Pelvimetry** (*pel-vim'-et-re*) [*pelvis*, *pelvis*; *μέτρον*, measure]. The estimation of the dimensions of the pelvis. **P., Combined**, a combination of external and internal pelvimetry. **P., Digital**, pelvimetry by means of the hand. **P., External**, measurement of the external diameters of the pelvis, by which to estimate the dimensions of the internal parts. **P., Internal**, measurement of the internal dimensions of the pelvis by the hand or by the pelvimeter. See *Pelvis*.

TABLE OF MEASUREMENTS OF THE FEMALE PELVIS COVERED  
WITH THE SOFT PARTS.

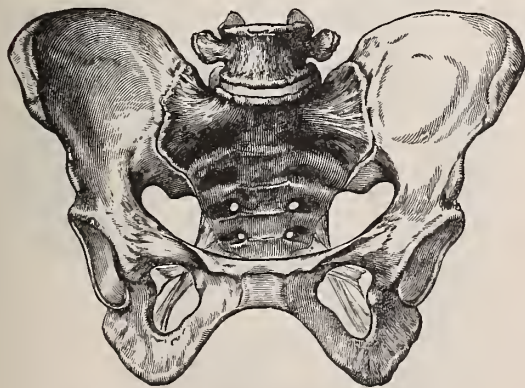
Between iliac spines, . . . . .	26	cm.
" " crests, . . . . .	29	"
External conjugate diameter,	20 $\frac{1}{4}$	"
Internal " diagonal, . . . . .	12 $\frac{3}{4}$	"
True conjugate, estimated, . . . . .	11	"
Right diagonal, . . . . .	22	"
Left " . . . . .	22	"
Between trochanters, . . . . .	31	"
Circumference of pelvis, . . . . .	90	"

**Pelvimyion** (*pel-vim-i'-on*) [*pelvis*, a basin; *μύων*, a cluster of muscles]. Any myon of the pelvic arch.

**Pelviotomy** (*pel-ve-ot'-o-me*) [*pelvis*, pelvis; *τομή*, a cutting]. Section or cutting of the bones of the pelvis, especially the division of the symphysis pubis in case of difficult labor.\*

**Pelviperitonitis** (*pel-vip-er-it-on-i'-tis*). Synonym of *Pelveoperitonitis*.

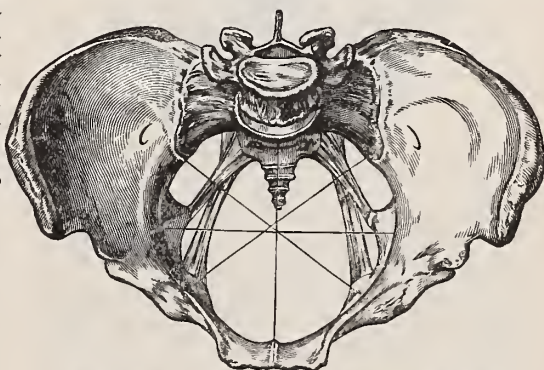
**Pelvis** (*pel'-vis*) [*pelvis*, a basin]. The basin-like cavity of the inferior part of the trunk containing the rectum, and the urinary bladder and genital organs.



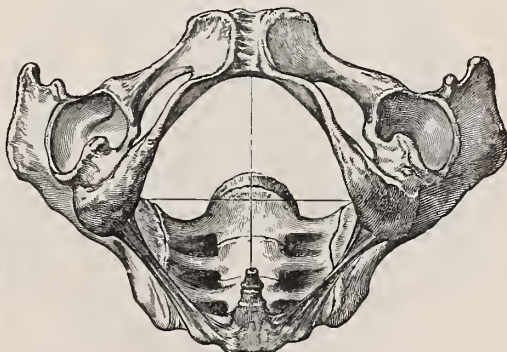
FEMALE PELVIS, SEEN FROM THE FRONT.

and bounded anteriorly and laterally by the innominate bones, posteriorly by the sacrum and coccyx, and

inferiorly by the floor of the pelvis. **P. æquabiliter justo-major**, one equally enlarged in all diameters, with preservation of the normal proportions. It complicates labor by rendering it too precipitate. **P. æquabiliter justo-minor**, a normally proportioned pelvis, but with all its diameters reduced. **P., Anatomic.** See *P., Static.* **P., Axis of** (*of inlet or outlet*), a perpendicular to the middle of the anteroposterior diameter. **P., Beaked**, one in which the pubic bones are compressed laterally so as to approach each other, and are pushed forward. It is seen in the osteomalacic pelvis. **P., Bony**, the framework of the pelvis. See *Pelvis.* **P., Brim of**, the entrance to the pelvic cavity, variously called the *inlet, superior strait, margin, or isthmus.* **Capuron, Cardinal Points of**, four fixed points of the pelvic inlet, the two ileo-pectineal



FEMALE PELVIS, VIEWED IN THE AXIS OF THE BRIM.  
Showing the diameters of the superior strait.

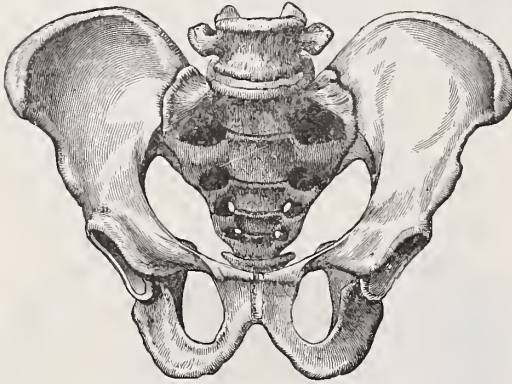


### OUTLET OF PELVIS.

Antero-posterior and transverse diameters of outlet seen from below.

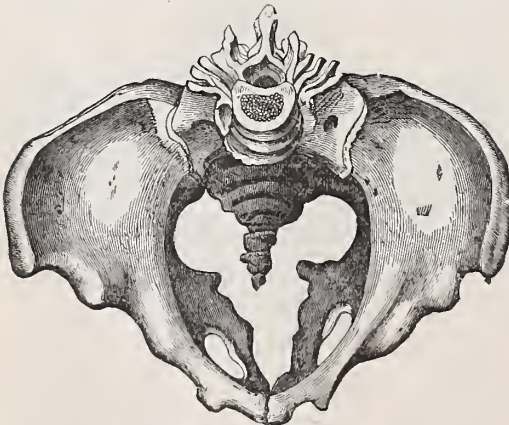
eminences anteriorly, and the two sacro-iliac joints posteriorly. **P. cerea**, an osteomalacic pelvis in which the bones are very soft. **P., Cordate**, one in which the inlet is heart-shaped. **P., Cordiform**, an abnormal pelvis in which the inlet is shaped like the heart of playing cards. **P., Coxalgic**, a pelvis deformed as the result of hip-disease. **P., Deformities of.** See *Classification at end of this article.* **P., Diameters of (of the inlet),** the antero-posterior (*sacro-pubic*, or *conjugate*), from the upper edge of the promontory of the sacrum to a point an eighth of an inch below the upper border of the pubic symphysis; it

measures 11 cm.; the *transverse*, from side to side at the widest point; it measures 13½ cm.; the *oblique* (right and left), obliquely between the points of *Capuron*; it measures 12¾ cm.; (of the outlet), the *antero-posterior*, from the tip of the coccyx to the sub-pubic ligament; it measures 9½ cm.; the *transverse*, between the ischial tuberosities; it measures 11 cm.; the *oblique*, from the under surface of the sciatic ligaments to the junction of the ischio-pubic rami. **P., Dwarf,**



MALE PELVIS, SEEN FROM THE FRONT.

a justo-minor pelvis of small size, corresponding to the dwarfed state of the body. **P., Dynamic,** that of the woman in labor. **P., Elastic.** Synonym of *P., Osteomalacic*. **P., False,** that part of the pelvis (called, also, the *superior or large pelvis*) above the ileo-pectineal line. **P., Fetal.** Same as *P., Funnel-shaped*. **P., Fissured,** a form of rachitic pelvis in which the ilia are pushed forward and rendered nearly parallel. Extrophy of the bladder is a common complication. **P., Floor of,** the united mass of skin, connective tissue,



KYPHOTIC PELVIS.

muscles, and fascia forming the inferior boundary of the pelvis. **P., Funnel-shaped,** one that is narrowed progressively from above downward; called, also, *P., Masculine*. **P., Giant.** Same as *P., Justo-major*. **P., Inferior.** See *P., True*. **P., Inlet of.** See *Inlet of Pelvis*. **P., Justo-major.** See *P., aquabiliter justo-major*. **P., Justo-minor.** See *P., aquabiliter justo-minor*. **P. of Kidney,** the funnel-shaped chamber extending into the interior of the kidney and opening into the ureter. **P., Kilian's.**

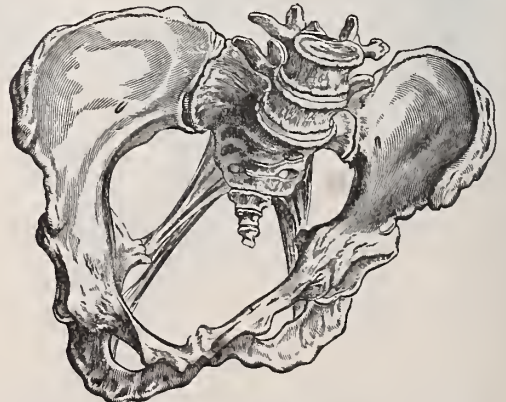
Synonym of *P., Osteomalacic*. **P., Kyphotic,** one with a posterior curvature of the lumbar spinal column with increase of the conjugate diameter of the inlet, but decrease of the transverse diameter of the outlet, through approximation of the tuberosities of the ischium. **P., Large.** See *P., False*. **P., Lordotic,** one with an anterior curvature of the lumbar spinal



INFANTILE PELVIS, VIEWED IN THE AXIS OF THE BRIM.



OBLIQUE PELVIS.  
From ankylosis of the hip-joint and disuse of the right leg.



OBLIQUE PELVIS OF NÄGELE.



column. **P. major**, the false pelvis. **P., Malacosteon.** Synonym of **P., Osteomalacic.** **P., Masculine.** See **P., Funnel-shaped.** **P. minor**, the true pelvis. **P., Nægele's Oblique**, a pelvic deformity with ankylosis of one sacro-iliac synchondrosis, lack of development of the associated lateral sacral mass, and other defects that distort the diameters and render the conjugate oblique in direction. **P. nana**, a dwarf pelvis. **P., Obliquely Contracted.** Same as **P.,**

spines. **P., Reduced**, a generally contracted pelvis; a justo-minor pelvis. **P., Reniform**, one in which the inlet is kidney-shaped. **P., Robert's**, one in which there is an ankylosis of both sacro-iliac joints, with a rudimentary sacrum, both lateral sacral masses being undeveloped, and other malformations, the oblique and transverse diameters being much narrowed.



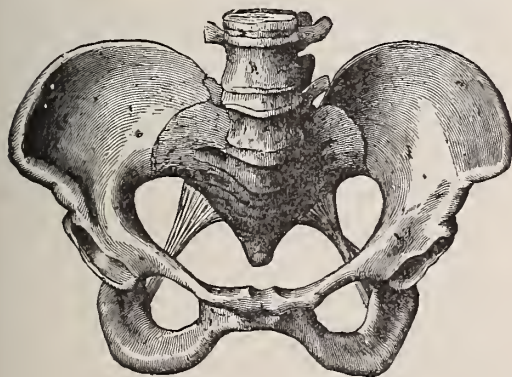
FIGURE-OF-EIGHT RACHITIC PELVIS.

**Nægele's.** **P., Obliquity of**, called, also, the **Inclination**, the angle between the axis of the pelvis and that of the body. **P., Obstetric**, the static pelvis plus the last lumbar vertebra. **P., Osteomalacic**, a distorted pelvis characterized by a lessening of the transverse and oblique diameters, with great increase of the antero-posterior diameter. It is due to morbid softening of the bones. **P., Outlet of.** The inferior opening of the pelvic canal. **P., Planes of**, imaginary surfaces touching all points of the circumference. The *plane of pelvic expansion* perforates the middle of



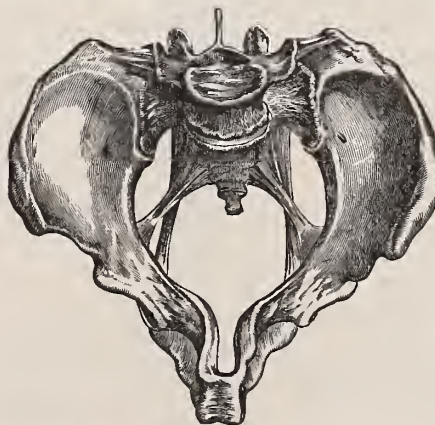
TRANSVERSELY CONTRACTED PELVIS OF ROBERT.

**P., Rostrated.** Synonym of **P., Beaked.** **P., Round**, one in which the inlet is almost round in outline, owing to a diminution of the difference between the conjugate and the transverse diameter. **P., Rubber.** Synonym of **P., Osteomalacic.** **P., Scoliotic**, a distorted pelvis caused by lateral curvature of the spine. **P., Simple Flat**, one in which the only de-



RENIFORM RACHITIC PELVIS.

the symphysis, the tops of the acetabula, and the sacrum between the second and third vertebrae. Its antero-posterior diameter is  $12\frac{3}{4}$  cm., its transverse diameter  $12\frac{1}{2}$  cm. The *plane of pelvic contraction* passes through the tip of the sacrum, the spines of the ischia and the under surface of the symphysis. Its antero-posterior diameter is  $11\frac{1}{2}$  cm.; its transverse diameter  $10\frac{1}{2}$  cm. **P., Pseudo-osteomalacic**, a pelvis deformed by rickets, resembling that caused by osteomalacia. **P., Rachitic**, the distortion produced by rickets, usually consisting in a sinking in and forward of the sacro-vertebral angle, with a flaring outward of the iliac crests and increased separation of the iliac



ROSTRATED MALACOSTEON PELVIS IN EARLY STAGE OF DEFORMITY.

formity consists in a shortening of the antero-posterior diameter. **P., Small.** See **P., True.** **P. spinosa**, a rachitic pelvis in which the crest of the pubis is very sharp, and presents a spine at the insertion of the parvissoas. **P., Split**, a form in which there is congenital separation of the pubic bones at the symphysis. It is often associated with exstrophy of the bladder. **P., Static**, the bony pelvis, called, also, the **P., Anatomic.** **P., Straits of**, *superior* and *inferior*, the planes of the inlet and outlet. **P., Superior.** See **P., False.** **P., Transversely Contracted.** Same as **P., Robert's.** **P., Triangular**, one with a triangular inlet.

**P., Triradiate**, a pelvis in which the promontory is pushed forward and the acetabula pressed inward; it is usually due to osteomalacia, and but rarely to rickets. **P., True**, that below the ilio-pectineal line, called, also, the *small*, or *inferior* pelvis, or the *pelvic cavity*. **P., Undeveloped**. Same as *P., Funnel-shaped*.

CLASSIFICATION OF DEFORMITIES OF THE FEMALE PELVIS, ACCORDING TO SCHAUTA.

- A. ANOMALIES OF THE PELVIS THE RESULT OF FAULTY DEVELOPMENT.
  1. Simple flat.
  2. Generally equally contracted (*justo-minor*).
  3. Generally contracted flat (*non-rachitic*).
  4. Narrow funnel-shaped (*fetal or undeveloped*).
  5. Imperfect development of one lateral mass of the sacrum (*obliquely contracted or Nægele's pelvis*).
  6. Imperfect development of both lateral masses (*transversely contracted or Robert's pelvis*).
  7. Generally equally enlarged (*justo-major or giant pelvis*).
  8. Split pelvis.
- B. ANOMALIES DUE TO DISEASE OF THE PELVIC BONES.
  1. Rachitis.
  2. Osteomalacia.
  3. New Growths.
  4. Fractures.
  5. Atrophy, Caries, and Necrosis.
- C. ANOMALIES IN THE CONJUNCTION OF THE PELVIC BONES.
  1. *Too firm union (synostosis)*.
    - (1) of symphysis.
    - (2) of one or both sacro-iliac synchondroses.
    - (3) of sacrum with coccyx.
  2. *Too loose a union or separation of the joints*.
    - (1) Relaxation and rupture.
    - (2) Luxation of the coccyx.
- D. ANOMALIES DUE TO DISEASE OF THE SUPERIMPOSED SKELETON.
  1. Spondylolisthesis.
  2. Kyphosis.
  3. Scoliosis.
  4. Kypho-scoliosis.
- E. ANOMALIES DUE TO DISEASE OF THE SUBJACENT SKELETON.
  1. Coxalgia.
  2. Luxation of one femur.
  3. Luxation of both femora.
  4. Unilateral or bilateral club-foot.
  5. Absence or bowing of one or both lower extremities.

**Pelvisacral** (*pel-vis-a'-kral*) [*pelvis*, pelvis; *sacrum*, sacrum]. Pertaining to the pelvis and the sacrum.

**Pelvisternal** (*pel-vis-ter'-nal*) [*pelvis*, pelvis; *στέρνον*, breastplate]. Having the character of a breast-bone.

**Pelvisternum** (*pel-vis-ter'-num*) [*pelvis*, pelvis; *στέρνον*, breastbone]. In biology, an infero-median osseous, cartilaginous, or ligamentous element of the pelvic arch, supposed to correspond to the omosternum of the pectoral arch.

**Pelvitomy** (*pel-vit'-o-me*) [*pelvis*, pelvis; *τομή*, a cutting]. Synonym of *Pelviotomy*.

**Pelycography** (*pel-ik-og'-ra-fe*) [*πέλινξ*, pelvis; *γράφειν*, to write]. A description of the pelvis.

**Pelycology** (*pel-ik-ol'-o-je*) [*πέλινξ*, pelvis; *λόγος*, science]. A treatise upon the pelvis.

**Pelycometer** (*pel-ik-om'-et-er*) [*πέλινξ*, basin; *μέτρον*, measure]. Same as *Pelvimeter*.

**Pelycometresis** (*pel-ik-o-met-re'-sis*). Synonym of *Pelvimetry*.

**Pelycotomy** (*pel-ik-ot'-o-me*) [*πέλινξ*, pelvis; *τομή*, a cutting]. Division of the os pubis; symphyseotomy. See *Pelviotomy*.

**Pelyocheirometresis** (*pel-e-o-ki-ro-met-re'-sis*) [*πέλινξ*, pelvis; *χείρ*, hand; *μέτρον*, measure]. Synonym of *Pelvimetry*, *Digital*.

**Pelyometer** (*pel-e-om'-et-er*) [*πέλινξ*, pelvis; *μέτρον*, measure]. Same as *Pelvimeter*.

**Pelyometresis** (*pel-e-o-met-re'-sis*) [*πέλινξ*, pelvis; *μέτρον*, measure]. Same as *Pelvimetry*.

**Pemmican** (*pem'-ik-an*) [Amer. Ind.]. A food used by Arctic travelers. It consists of a mixture of

the best beef and fat dried together. Sugar is sometimes added, as well as raisins and currants.

**Pemphigoid** (*pem'-fig-oid*) [*πέμφιξ*, blister; *εἶδος*, like]. Resembling or having the nature of pemphigus. A term sometimes given to a single bleb running no definite course, and resembling pemphigus.

**Pemphigus** (*pem'-fig-us*) [*πέμφιξ*, a blister]. *Pompholyx*; *Bladder-tetter*; an inflammatory disease of the skin characterized by the formation of variously-sized blebs that appear in successive crops, occasionally also on the mucous membranes. The acute form is contagious and is most frequent in infants (*P. neonatorum*); in adults recovery may take place, although there is an acute form that sometimes proves fatal. The acute form of the disease seems to be infectious; microorganisms, especially a diplococcus, have been found in the fluid of the blebs. Some cases of pemphigus appear to be neurotic in origin. **P. acutus**, the acute form of the disease. **P. benignus**. See *P. vulgaris*. **P. cachecticorum**, **P. cachecticus**, pemphigus occurring in cachectic persons. **P. chronicus**. See *P. vulgaris*. **P. circinatus**. See *Hydroa herpetiforme*. **P. contagiosus**, *Epidemic Pemphigus*; a variety that occurs in epidemics, invariably in children. **P. contagiosus tropicus**, an epidemic form occurring only in the tropics, and appearing in a diffuse or infantile and an axillary or adult form. **P. diphtheriticus**, a form in which yellow lymph forms at the bases of the blebs. **P. diutinus**. See *P. vulgaris*. **P., Epidemic**. See *P. contagiosus*. **P. foliaceus**, a rare form in which the blebs are flaccid, with puriform contents, and soon rupture. The disease spreads slowly but surely, and the whole body eventually becomes involved. The mucous membranes may also be affected. The patient usually dies in an exhausted typhoid condition. **P. gangrænosus**, a variety in which the inflammatory process is intense and superficial, or deep sloughs form. See also *Dermatitis gangrænosus infantum*. **P. gyratus**, pemphigus in which the blebs are arranged in circular lines. **P. hæmorrhagicus**, *Purpura bullosa*; pemphigus attended with hemorrhage into the bullæ, varying in amount from enough to impart a mere pink tint to the serum up to black. **P. hystericus**. See *P. pruriginosus*. **P. leprosus**, the bullous eruption of leprosy. **P. localis**. See *P. solitarius*. **P. major**. Synonym of *P. vulgaris*. **P. malignus**. See *P. pruriginosus*. **P. medicamentosus**, pemphigus due to the administration of a drug. **P. neonatorum**. See *Pemphigus*. **P. pruriginosus**, a form associated with severe itching, purulent contents of the bullæ, and the appearance of wheals. From the scratching, eczema, ecthyma and other forms of dermatitis are produced. The patient becomes exhausted from loss of sleep, and a fatal issue may result. The affection is also called *Pemphigus malignus*, *Hydroa herpetiforme*, *Pemphigus hystericus*. **P. puerperalis**, pemphigus occurring in puerperal women. It may be associated with puerperal infection. Some cases have been considered forms of Dühring's disease, dermatitis herpetiformis. **P. scorbuticus**, the blebs or the blood-stained serum that sometimes appear over hemorrhagic areas in scurvy. **P. solitarius**, *pemphigus localis*; a form in which the blebs are single or few in number, localized in distribution, and accompanied by little constitutional disturbance. They occur where the circulation is feeble, as on the toes, fingers, or nose. They are chiefly seen in the aged and debilitated. **P. syphiliticus**, the bullous eruption of syphilis, most common in the syphilitic newborn. **P. vegetans**, an extremely rare form, the bullæ on the mucous membrane preceding those on the



skin by days or even weeks. The latter form most frequently in the axillæ or groins, and on the backs of the hands and feet. After rupture, they leave extensive excoriations, which show little or no tendency to heal, but ulcerate deeply and fungate, discharging offensive, viscid fluid. Death usually results from profound cachexia. *P. vulgaris*, *Pemphigus benignus*; the chronic form of pemphigus; it is a comparatively rare disease, and more frequently attacks children. The eruption may occur on any part of the body except the palms and soles; the seats of election are the abdomen, chest and thighs, face, ears and neck, genitals, and backs of the hands and feet. The lesions are always bilateral and sometimes symmetric. The bullæ may be as large as a walnut or larger; they soon dry up, forming crusts, or burst and form scabs. Successive crops appear, sometimes daily (*P. diutinus*).

**Pen** [*penna*, a feather]. A feather; a quill. **P.-sac**, in biology, the flap or hood-like prolongation of the mantle of a cephalopod which contains the pen, or calamary.

**Pencil** (*pen'-sil*) [*penicillus*, pencil]. In pharmacy, a medicated cylindric stick, as a menthol pencil, which is used for local application. 2. An aggregation of rays meeting in a point. **P.-flower**. See *Stylosanthes*.

**Penciled** (*pen'-sild*) [*penicillus*, a pencil]. In biology: (a) tufted, bushy, penicillate; (b) marked with fine lines.

**Penciliform** (*pen'-sil-if-orm*) [*penicillus*, a pencil; *forma*, form]. Having the form of a pencil.

**Pendent** (*pen'-dent*) [*pendere*, to hang]. In biology, drooping or hanging.

**Pendinski Ulcer**. See *Furunculus orientalis*.

**Pendulous** (*pen'-du-lus*) [*pendere*, to hang]. Hanging or drooping loosely. **P. Abdomen**. See *Abdomen*.

**Pendulum-motion**. See *Motion*, *Pendulous*.

**Penetrating** (*pen'-e-tra-ting*) [*penetrare*, to pierce]. Entering beyond the surface. Said of an odor when it is piercing or pungent. **P. Wound**, one that pierces an organ or one of the larger cavities of the body.

**Penetration** (*pen-e-tra-shun*) [*penetratio*; *penetrare*, to pierce]. In medical jurisprudence, the entrance of the penis within the vagina, proof of which is a pre-requisite to establish the crime of rape.

**Penial** (*pe'-ne-al*) [*penis*, penis]. Pertaining to the penis.

**Penicil** (*pen'-is-il*) [*penicillus*, a painter's brush or pencil]. In biology, a brush or bundle of hairs.

**Penicillate** (*pen'-is-il-āt*) [*penicillus*, a pencil]. Shaped like a pencil of hairs.

**Penicilliform** (*pen-is-il'-if-orm*) [*penicillus*, a pencil; *forma*, form]. Resembling a pencil.

**Penicillium** (*pen-is-il'-e-um*) [*penicillus*, a brush]. A genus of saprophytic hyphomycetes or fungi, of which the *P. glaucum*, or common blue mold, is a familiar example.

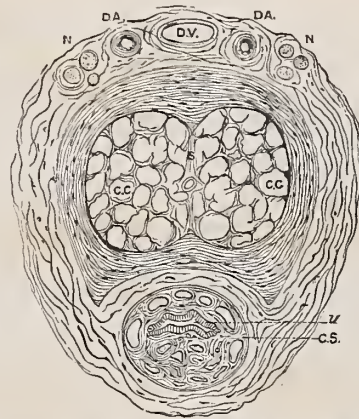
**Penile** (*pe'-nil*). Same as *Penial*.

**Penis** (*pe'-nis*) [L.]. The male organ of copulation. It consists of the corpus spongiosum (which encloses the urethra) the two corpora cavernosa (which are largely composed of erectile tissue) and the glans. When not erect the organ is pendulous, whence its name. In some animals it contains a slender bone. **P. feminis**, the clitoris. **P. muliebris**. Synonym of *P. feminis*.

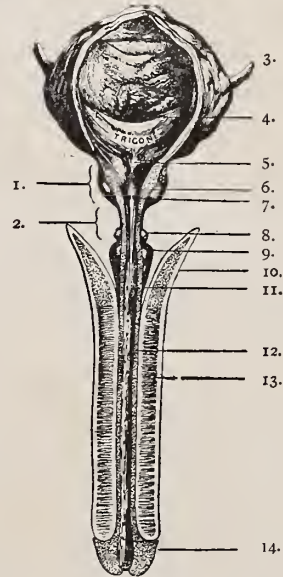
**Penischisis** (*pen-is'-kis-is*) [*penis*, penis; *σχίσις*, a splitting]. A comprehensive term for epispadias and hypospadias.

**Penitis** (*pe-ni'-tis*) [*penis*, penis; *ιτις*, inflammation]. Inflammation of the penis.

**Penjdeh Sore**. See *Furunculus orientalis*.

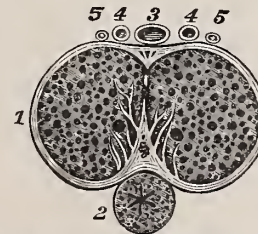


TRANSVERSE SECTION OF THE PENIS OF A MONKEY.  
C.C. Corpora cavernosa. C.S. Corpus spongiosum. S. Septum.  
u. Urethra. D.V. Dorsal vein. D.A. Dorsal arteries. N.  
Nerves. (From Stirling.)



BLADDER AND URETHRA, LAID OPEN BY AN INCISION ALONG THE UPPER SURFACE.

1. Prostate gland. 2. Membranous part of the urethra. 3. Ureter. 4. Orifice of ureter. 5. Uvula. 6. Caput gallinaginis. 7. Orifice of seminal duct. 8. Cowper's gland. 9. Bulb of urethra. 10. Crus penis. 11. Orifice of the duct of Cowper's gland. 12. One of the lacunæ. 13. Corpus cavernosum penis. 14. Glans penis.



CORPORA CAVERNOSA AND ADJACENT PARTS. (Potter.)

1. Corpora cavernosa. 2. Corpus spongiosum. 3. Dorsal vein. 4, 4. Arteries. 5, 5. Nerves.

**Penna** (*pen'-ah*) [*L.*, a feather, wing: *pl.*, *Pennae*]. In biology, a large, stiff feather; a quill-feather or contour-feather.

**Pennaceous** (*pen-a'-se-us*) [*penna*, a feather]. In biology, resembling a quill-feather or the structure resembling the web of such a feather.

**Pennate** (*pen'-āt*) [*pennatus*, winged; *penna*, a wing]. In biology, winged, feathered.

**Penniferous** (*pen-īf'-er-us*) [*penna*, a feather; *ferre*, to bear]. In biology, provided with feathers.

**Penniform** (*pen'-if-orm*) [*penna*, feather; *forma*, form]. Shaped like a feather; said of certain muscles.

**Pennigerous** (*pen-ij'-er-us*). Same as *Penniferous*.

**Penninerved** (*pen'-in-er-vd*) [*penna*, a feather; *nervus*, nerve]. In biology, feather-nerved or feather-veined; pinnately nerved.

**Pennopluma, Pennoplume** (*pen-o-plu'-mah*, *pen'-o-plūm*) [*penna*, a wing; *pluma*, a feather]. Same as *Plumule*.

**Pennyroyal** (*pen'-e-roi-al*). See *Hedeoma* and *Pulegium*.

**Pennyweight** (*pen'-e-wāt*) [AS., *penningwag*, a penny-weight]. A weight of 24 grains, or one-twentieth of the troy ounce. See *Weights and Measures*.

**Pennywort** (*pen'-e-wert*). See *Hydrocotile*.

**Penrose Disc.** A solid rubber disc used as a substitute for the Senn bone-plate in intestinal anastomosis.

**Pentabasic** (*pen-tab-a'-sik*) [*πέντε*, five; *basis*, base]. Having five replaceable hydrogen atoms.

**Pentacapsular** (*pen-tak-ap'-su-lar*) [*πέντε*, five; *capsula*, a small box]. In biology, having five capsules or seed-vessels.

**Pentacarpellary** (*pen-tak-ar'-pel-a-re*) [*πέντε*, five; *καρπός*, fruit]. In biology, having five carpels.

**Pentachlorether** (*pen-tak-lor-e'-ther*) [*πέντε*, five; *χλωρός*, green; *αἰθήρ*, ether],  $C_2H_5Cl_5O$ . A substitution-compound of ether, or diethyl oxid, in which five atoms of Cl replace five of H.

**Pentacoccus** (*pen-tak-ok'-us*) [*πέντε*, five; *κόκκος*, a berry, a kernel]. In biology, composed of five cocci, grains, or seeds.

**Pentacrinin** (*pen-tak-ri'-nin*) [*πέντε*, five; *κρίνον*, a lily]. In biology, a purple pigment discovered by Moseley in *Pentacrinus*, the sea-lily.

**Pentact** (*pen'-takt*) [*πέντε*, five; *ἄκτις*, ray]. In biology, having five rays, arms, or branches.

**Pentacyclic** (*pen-tas-i'-klik*) [*πέντε*, five; *κύκλος*, a circle]. In biology, in five whorls.

**Pentad** (*pen'-tad*) [*πέντε*, five]. A quinivalent element or radicle.

**Pentadactylism** (*pen-tad-ak'-til-izm*) [*πέντε*, five; *δάκτυλος*, finger]. The state of having five digits.

**Pentadactylous** (*pen-tad-ak'-til-us*) [*πέντε*, five; *δάκτυλος*, finger]. Having five fingers.

**Pentadelphous** (*pen-tad-el'-fus*) [*πέντε*, five; *ἀδελφός*, brother]. In biology, arranged in five brotherhoods or sets.

**Pentafid** (*pen'-taf-id*) [*πέντε*, five; *findere*, to cleave]. In biology, cleft into five divisions.

**Pentagluucose** (*pen-tah-glu'-kōs*) [*πέντε*, five; *γλυκύς*, sweet]. A glucose group, which differs from the true carbohydrates by yielding furfural instead of levulinic acid when treated with hydrochloric acid of a certain concentration, and in certain color-reactions.

**Pental** (*pen'-tal*) [*πέντε*, five],  $C_5H_{10}$ . Trimethylethylene; said by v. Mering to be a safe and effective anesthetic. See *Anesthetic*.

**Pentamerous** (*pen-tam'-er-us*) [*πέντε*, five; *μέρος*, part]. In biology, constructed on the numerical plan of five; five-parted.

**Pentamethylendiamin** (*pen-tam-eth-il-en-di'-am-in*). See *Phormins*, Table of.

**Pentane** (*pen'-tān*) [*πέντε*, five],  $C_5H_{12}$ . A hydrocarbon, the fifth in number, of the paraffin series. See *Hydrocarbons*, Table of.

**Pentapetalous** (*pen-tap-et'-al-us*) [*πέντε*, five; *πέταλον*, a leaf]. In biology, having five petals.

**Pentaphyllous** (*pen-taf-il'-us*) [*πέντε*, five; *φύλλον*, leaf]. In biology, having five leaves.

**Pentapterous** (*pen-tap'-ter-us*) [*πέντε*, five; *πτερόν*, wing]. In biology, having five wing-like expansions.

**Pentasepalous** (*pen-tas-ep'-al-us*) [*πέντε*, five; *sepalum*, a sepal]. In biology, having five sepals.

**Pentaspermous** (*pen-tas-per'-mus*) [*πέντε*, five; *σπέρμα*, seed]. In biology, five-seeded.

**Pentastichous** (*pen-tas'-tik-us*) [*πέντε*, five; *στίχος*, a row, line]. In biology, arranged in five vertical ranks.

**Pentastoma** (*pen-tas'-to-mah*) [*πέντε*, five; *στόμα*, mouth]. A genus of entozoa, worm-like parasites, generally referred to the class *Arthropoda*. There are many species, several of which have been found encysted in the human liver and lungs. See *Linguatula* and *Pentastoma* under *Parasites (Animal)*, Table of.

**Pentatomic** (*pen-tat-on'-ik*) [*πέντε*, five; *ἄτομος*, atom]. In chemistry, having five replaceable hydrogen atoms in the molecule.

**Pentavalent** (*pen-tav'-al-ent*) [*πέντε*, five; *valens*, having power]. In chemistry, capable of combining with five univalent elements or radicles.

**Pentoic Acid** (*pen-to'-ik*). Synonym of *Acid, Valeric*.

**Pentonville System.** See *Ventilation*.

**Pentoses** (*pen-to'-sez*) [*πέντε*, five; *ose*, a characteristic termination of the group of carbohydrates]. In chemistry, bodies containing five carbon atoms and hydrogen and oxygen in the proportion to form water, as  $C_5H_{10}O_5$ . Pentoses are produced by the hydrolysis of pentosans, which are found in considerable proportion in plants. See *Carbohydrates*, Table of.

**Pentosuria** (*pen-tōs-ū'-re-ah*) [*πέντε*, five; *οὔρον*, urine]. The presence of pentoses in the urine.

**Pentoxid** (*pen-toks'-id*) [*πέντε*, five; *ὀξύς*, sharp]. An oxid containing five oxygenations.

**Penzoldt and Faber's Test.** A test for the absorptive power of the stomach. Two or three grains of potassium iodid enclosed in a gelatin capsule, which is well wiped to remove all trace of the salt from its exterior, are ingested with a wineglassful of water on an empty stomach. The salt is absorbed from the stomach, and appears normally in the saliva in from six and a half to fifteen minutes. In diseased conditions in which absorption is tardy, e. g., gastric catarrh, dilatation, and carcinoma, the saliva may not contain it for several hours. Its presence is recognized by the patient moistening with the saliva filter-paper which has been first saturated with starch-paste and dried. Touch the moistened spot with fuming  $HNO_3$  and a blue coloration shows the presence of iodine.

**Penzoldt's Reagent.** A reagent for the detection of sugar in the urine. It consists of diazobenzosulphuric acid and caustic potassa. See *Tests*, Table of. **P.'s Test**, a test for dilatation of the stomach. The line of dulness over the empty stomach will not extend to the navel. Now let the patient swallow a quart of water, and in cases of dilatation dulness will be found along a line below the navel.

**Peony** (*pe'-o-ne*) [*παρωνία*, the peony]. The root of *Paeonia officinalis*, of reputed value in the convulsions of children. Dose, inf., ʒ ij-ʒ j. Unof. **P.-red**. Same as *Corallin-red*.

**Peotomy** (*pe-ot'-o-me*) [*πίος*, penis; *τομή*, a cutting]. Amputation of the penis.

**Pepastic** (*pe-pas'-tik*) [*πέπαινειν*, to ripen]. Hasten-



ing the process of ripening, or maturation; promoting suppuration; also, of a medicine, digestive.

**Peperomia** (*pep-er-o'-me-ah*) [*πέπερι*, pepper]. Pepper elder; a genus of piperaceous plants, widely distributed in South America and the West Indies. Several species have been used medicinally. **P. rotundifolia** is diaphoretic and antispasmodic. **P. umbellata**, a Brazilian species, is used as a diuretic. Unof.

**Peplus** (*pep'-lus*). Synonym of *Peritoneum*.

**Pepo** (*pe'-ro*) [*πέπων*, ripe, mellow]. 1. In biology, a gourd-like fruit. 2. Pumpkin-seed. The seed of *Cucurbita pepo*, with properties due to a resin contained in the inner covering of the embryo. It is an excellent teniafuge. Dose of the resin, gr. xv; of the seeds, 3j-ij, made into a suitable emulsion.

**Pepper** (*pep'-er*) [ME., *peper*, pepper]. See *Piper*. **P.-mint**. See *Mentha piperita*. **P.-mint Camphor**. See *Menthol*. **P.-mint, Japanese**. See *Menthol*. **P., Nallaguetta**. See *Grains of Paradise*. **P., Red**. See *Capsicum*. **P.-tree**, an anacardiaceous tree, *Schinus molle*, of tropical America, and largely planted in California. Its fruit is diuretic and stimulant, and its gum is purgative and said to remove corneal opacities. Unof.

**Pepsin** (*pep'-sin*) [*πέψις*, digestion]. The chief digestive principle of the gastric juice. It converts albuminous substances into peptones in the presence of an acid. It is prepared by treating the mucous lining of mammalian stomachs with water containing .2 to .3 per cent. of hydrochloric acid. **P., Liq.**, contains saccharated pepsin 40, hydrochloric acid 12, glycerin 400, water q. s. ad 1000 parts. Dose 3j-iv. **P. saccharatum**, a mixture of pepsin and sugar of milk. Dose gr. v-3j. **P., Vinum**, a solution of the gastric ferments in sherry. Dose 3j-iv. See, also, *Lactopeptin*, *Ingluvin*, and *Ferments*.

**Pepsinate** (*pep'-sin-āt*) [*πέψις*, digestion]. To mix, or prepare, with pepsin.

**Pepsinogen** (*pep'-sin'-o-jen*) [*πέψις*, digestion; *γεννᾶν*, to beget]. The mother-substance, zymogen or propepsin, existing in the cells of the peptic glands of the stomach. It is the antecedent of pepsin, into which it is changed by suitable nervous stimuli, by hydrochloric acid, and by sodium chlorid.

**Pepsinum** (*pep'-si'-num*). See *Pepsin*.

**Pepsis** (*pep'-sis*) [*πέψις*, digestion]. Digestion.

**Peptic** (*pep'-tik*) [*πέψις*, digestion]. Pertaining to pepsin or to digestion. **P. Glands**, the fundus-glands

of Heidenhain situated in the middle and cardiac thirds of the stomach; they secrete pepsin and hydrochloric acid. **P. Ulcer**, the ordinary round ulcer of the stomach, by some ascribed to erosion of the mucous membrane by the gastric juice.

**Pepticity** (*pep'-tis'-it-e*) [*πέπτειν*, to digest]. The state of being peptic; eupepsia.

**Peptogaster** (*pep-to-gas'-ter*) [*πέπτειν*, to digest; *γαστήρ*, belly]. The intestinal canal, or digestive apparatus as a whole.

**Peptogastric** (*pep-to-gas'-trik*) [*πέπτειν*, to digest; *γαστήρ*, belly]. Pertaining to the peptogaster; peptic.

**Peptogen** (*pep'-to-jen*) [*πέψις*, digestion; *γεννᾶν*, to beget]. A substance that favors the production of pepsin.

**Peptogenous** (*pep-toj'-en-us*) [*πέψις*, digestion; *γεννᾶν*, to produce]. Producing peptones.

**Peptogeny** (*pep-toj'-en-e*) [*πέπτειν*, to digest; *γεννᾶν*, to produce]. The production of peptones.

**Peptoglutin Sublimate** (*pep-to-glut'-tin sub'-lim-āt*). Mercuric peptoglutin hydrochlorid. It contains twenty-five per cent. of mercuric chlorid, in combination with a kind of semipeptonized gelatin. It is used hypodermatically in syphilis. Dose gr. 1/8, given in a one per cent. solution, a Pravaz syringeful of which is injected.

**Peptone** (*pep'-tōn*) [*πέπτειν*, to digest]. A proteid body that is not precipitated by heat or by ammonium sulphate, but which yields the biuret-reaction. This is *Kühne's peptone*. *Brücke's peptone* is a proteid which is not precipitated by potassium ferrocyanid, but which yields the biuret-reaction. It is probably a mixture of the peptone described by Kühne and an albumose. Peptones are produced by the action of proteolytic ferments on albuminous substances, e. g., in gastric and pancreatic digestion. They are, unlike the proteids from which they are derived, soluble, non-coagulable, and dialyzable. The largest part of the albumins ingested in the food is converted into peptones; these, however, are not absorbed as such, but are reconverted into albumins in the gastro-intestinal mucosa. Only a small quantity of peptones passes into the blood. Globulin, acid-albumin, para-peptone, propeptone, albumose, and others are intermediate products formed during the conversion of albumins into peptones. Peptone is not present in the urine normally. **P., Beef**, a substance derived from beef by treating it with an extract of the pancreas. Beef-peptone is extensively used in bacteriologic laboratories in the preparation of media made from meat-infusion. **P., Pancreatic**, a peptone formed by the action of the pancreatic juice; unlike peptones resulting from digestion with gastric juice, it is precipitated by acids and acid salts.

**Peptonemia** (*pep-to-ne'-me-ah*) [*πέπτειν*, to cook; *αἷμα*, blood]. The presence of peptone in the blood.

**Peptonization** (*pep-to-niz-a'-shun*) [*πέπτειν*, to digest]. The process of converting proteids into peptones.



PORTION OF PEPTIC GLAND OF DOG, HIGHLY MAGNIFIED.

a, a. The central or chief cells next the lumen (c). b, b. The parietal or acid cells connected with the lumen of the tube by short lateral branches which extend to the cells. (After Piersol.)



PEPTIC GLAND FROM STOMACH OF DOG.

a. Wide mouth and duct which receive the terminal divisions of the gland. b. c. Neck and fundus of the tubes. c. Central or chief cells. d. Parietal or acid cells. (After Piersol.)

**Peptonize** (*pep'-to-nīz*) [*πέπτειν*, to digest]. To digest with pepsin; to predigest. Very often an extract of pancreatic juice is used in order to peptonize food; milk especially is thus treated.

**Peptonoid** (*pep'-to-noid*) [*πέπτειν*, to digest; *εἶδος*, like]. A substance resembling or claimed to resemble peptones.

**Peptonuria** (*pep-to-nu'-re-ah*) [*πέπτειν*, to digest; *οὔρον*, urine]. The presence of peptone in the urine. The proteid body found in the urine in peptonuria is really not a peptone but an albumose, and a better term would be albumosuria. Albumose is characterized by yielding the biuret-reaction; it is not precipitated by heat, but is precipitated by ammonium sulphate. For test, see *Tests, Table of*. Peptonuria, *i. e.*, albumosuria, occurs in all conditions attended by the destruction of tissue, especially in suppurative processes, purulent pleurisy, purulent peritonitis, abscesses, cerebro-spinal meningitis, pyelonephritis, bronchoblennorrhoea, in some cases of pulmonary tuberculosis with cavity-formation, and during the puerperal state. The blood in leukemia may also contain albumose. Propeptonuria is probably only an albumosuria of high degree. **P.**, **Enterogenous**, peptonuria due to disease of the intestine. **P.**, **Hepatogenous**, that accompanying certain liver-affections. **P.**, **Nephrogenous**, peptonuria of renal origin. **P.**, **Puerperal**, the peptonuria of the puerperal state. **P.**, **Pyogenic**, that produced by suppuration in the body.

**Peptotoxin** (*pep-to-tox'-in*) [*πέψις*, digestion; *τοξικόν*, poison]. A poisonous ptomain found by Brieger in some peptones, in digestion of fibrin, and in putrefying albuminous substances, such as fibrin, casein, brain, liver, and muscles. It is a well-known fact that animal tissues, in the early stages of putrefaction, possess strong toxic properties, even before decomposition has advanced far enough to effect the splitting up of the proteid and carbohydrate molecules. An early peptonization of the proteids by ferments in the tissues, which begin their action at once after death, has been offered as an explanation of this toxicity. Peptotoxin has not as yet, however, been definitely isolated. See *Ptomains, Table of*. **P.**, **Cholera**, a toxic substance, generated by the cholera-bacillus, and chemically allied to peptone.

**Pequet's Reservoir**. Synonym of *Receptaculum chyli*. **Per-** [*per*, through]. A prefix signifying through. Also, more than ordinary.

**Pera** (*pe'-rah*) [*πίρα*, scrotum]. The scrotum.

**Peracephalus** (*per-as-ef'-al-us*) [*πέρα*, more than; *ἀκέφαλος*, without a head]. A fetal monstrosity characterized not only by want of upper extremities, but also by malformation or absence of the thorax.

**Peracute** (*per-ak'-ūt'*) [*per*, through; *acutus*, sharp]. More than ordinarily sharp or severe.

**Peratodynia** (*per-at-o-din'-e-ah*) [*πέρας*, end; *ὀδύνη*, pain]. Pain at the cardiac extremity of the stomach.

**Perce-membrane** [Fr.]. An instrument for piercing the fetal membranes and evacuating the liquor amnii.

**Perception** (*per-sep'-shun*) [*per*, through; *capere*, to receive]. The act of receiving impressions or obtaining knowledge of external things through the medium of the senses. **P.**, **Differential**, the ability to distinguish differences between slight changes in the intensity of stimulation.

**Perceptivity** (*per-sep-tiv'-it-e*) [*per*, through; *capere*, to receive]. The faculty or capability of receiving impressions.

**Perchloric Acid** (*per-klo'-rik*) [*per*, through; *χλωρός*, green],  $\text{HClO}_4$ . A volatile irritant liquid, the highest oxyacid of chlorine. In contact with organic substances it decomposes with explosion.

**Percipient** (*per-sip'-e-ent*) [*percipere*, to perceive]. Perceiving; seeing.

**Perclussion** (*per-klu'-shun*) [*per*, through; *claudere*, to shut up]. Inability to execute any movement.

**Percolate** (*per'-ko-lāt*) [*percolare*, to strain through]. 1. To submit to the process of percolation. 2. The solution obtained by percolation.

**Percolation** (*per-ko-la'-shun*) [*percolare*, to strain through]. The process of extracting the soluble constituents of a substance by allowing the solvent to trickle through the powdered mass placed in a long conic vessel, the percolator; a process similar to lixiviation.

**Percolator** (*per'-ko-la-tor*) [*percolare*, to strain through]. A long conic vessel with a delivery-tube at the lower extremity, employed for the purpose of extracting the soluble constituents of a substance, packed in a percolator, by means of a liquid poured over it.

**Percussion** (*per-kush'-un*) [*percutere*, to strike through]. A method of physical examination applied by striking upon any part of the body, with a view of ascertaining the conditions of the underlying organs by the character of the sounds elicited. In percussing, attention is paid to the resonance, the pitch and the duration of the sound, and to the resistance of the parts. Percussion is sometimes performed by striking with the entire hand. The method, in the case of the chest, serves to distinguish marked degrees of dullness from resonance. In *massage*, striking or beating the surface. For this purpose the band or a specially constructed instrument may be used (*percussor* or *muscle-beater*). If the palm of the hand is used the operation is called *clapping*; if the ulnar border is used it is called *chopping*; if the closed fist is used, or the dorsal surfaces of the two last phalanges of the fingers held rather loosely, the procedure is termed *whipping* or *flagellation*. **P.**, **Auscultatory**, percussion combined with auscultation. The method by which fine shades of difference in the quality of sounds may be detected. It is employed for outlining organs, both those containing and those not containing air. It is best applied by placing a double stethoscope at a fixed point and percussing gently all around. The stethoscope may be held with one hand while with a finger of the other immediate percussion is made; or, an assistant can percuss. **P.**, **Deep**, the striking of a firm blow in order to elicit differences in the percussion-note of deep-seated structures. **P.**, **Light**, used to elicit sound from the parts immediately subjacent, or to outline one of the viscera. **P.**, **Finger**, percussion with the fingers of one hand as a plexor, and those of the other as a pleximeter; or, in immediate percussion, the use of the fingers as a plexor. **P.**, **Immediate**, percussion in which the surface is struck directly, without the interposition of a pleximeter. **P.**, **Instrumental**, the use of a special hammer as a plexor, either alone or with a plate as a pleximeter. **P.**, **Mediate**, percussion in which a pleximeter is used. **P.-note**, the sound elicited on percussion. **P.**, **Scholl's Method of**. See *Scholl*. **P.-wave**, the term given to the chief ascending wave of the sphygmographic tracing. Roy and Adami propose to substitute for this name the term *papillary wave*, on the ground that the elevation is due to the contraction of the papillary muscles. Sanson prefers the term *chief ascending wave*.

**Percusso-punctator** (*per-kus'-o-pungk-ta'-tor*) [*percutere*, to beat; *punctare*, to mark]. An instrument resembling a plexor or hammer, consisting principally of a group of needles by means of which multiple punctures are made into the tissues in rheumatism, lumbago, and neuralgia.



**Percussor** (*per-kus'-or*) [*percutere*, to strike through]. He who or that which percusses; a percutor.

**Percutaneous** (*per-ku-ta'-ne-us*) [*per*, through; *cutis*, the skin]. Done through the skin; as *percutaneous* ligation.

**Percutor** (*per-ku'-tor*) [Fr., *percuteur*; *percutere*, to strike]. An instrument used in the percussion of massage and in therapeutic flagellation.

**Perditio** (*per-dish'-e-o*) [*perdere*, to lose]. Abortion.

**Pereion** (*per-il'-on*) [*περί*, around; *ίειναι*, to go: *pl.*, *Pereia*]. In biology, the thorax of a crustacean, as distinguished from the head (*cephalon*) and abdomen (*pleon*). (Bate.)

**Pereiopod** (*per-i'-o-pod*) [*περί*, around; *ίειναι*, to go; *πούς*, foot]. In biology, an appendage of the thorax of a crustacean; an ambulatory leg.

**Pereira** or **Pao Pereira** (*per-a'-rah*, *pah'-o per-a'-rah*) [Port., "pear-tree"]. The *Geissospermum leve*, a large apocynaceous tree of Brazil. Its bark is tonic and beriberi, retarding the heart-beat and respiration. Unof. See also *Paraíra*.

**Pereirin** (*per-a'-rin*) [Port., *pereira*, "pear-tree"],  $C_{19}H_{24}N_2O$ . A somewhat poisonous alkaloid from pereira-bark. Its hydrochlorate (30 gr. per diem) is efficacious in fevers. Unof.

**Perelle** (*per-el'*) [*parella*, the specific name for the lichen]. In biology, a substance obtained from the lichen, *Lecanora parella*, and employed in the preparation of a red dye.

**Perennate** (*per-en'-āt*) [*perennis*, lasting through the year]. In biology, to live perennially.

**Perennation** (*per-en-a'-shun*) [*perennis*, lasting through the year]. In biology, the perennial continuance of life.

**Perennial** (*per-en'-e-al*) [*per*, through; *annus*, year]. Lasting from year to year.

**Perenyi's Solution**. A fixing-agent used in histologic research. Its composition is as follows: ten per cent. solution of nitric acid, 4 parts; alcohol, 3 parts; one-half per cent. solution of chromic acid, 3 parts. After a short time this mixture becomes violet-colored.

**Pereterium** (*per-et'-e-re-um*). Synonym of *Trephine*.

**Perfect** (*per'-fekt*) [*perfectus*, finished]. Complete, without blemish. In biology, having both stamens and pistils; hermaphrodite. **P. Yellow**. See *Pigments*, *Conspectus of*.

**Perflation** (*per-fla'-shun*) [*perflare*, to blow through].  
1. A method of ventilation by which a current of air blowing against a dwelling is made to force its way in.  
2. Forcing air into a cavity for the purpose of evacuating fluid.

**Perfoliate** (*per-fol'-le-āt*) [*per*, through; *folium*, leaf]. In biology: (a) applied to a leaf that is united around the stem at its base; (b) applied to certain insect-antennae consisting of a number of circular plates joined by the shaft running through their centers.

**Perforans** (*per'-fo-rans*) [*per*, through; *forare*, to bore]. Penetrating or perforating. Applied to various muscles whose tendons pass through other structures. **P.**, **Ulcus**. Perforating ulcer. See *Ulcer*.

**Perforate** (*per'-fo-rāt*) [*per*, through; *forare*, to bore]. In biology, pierced with small holes.

**Perforated** (*per'-fo-ra-ted*) [*per*, through; *forare*, to bore]. Pierced through. **P.** **Space**. See *Space*.

**Perforation** (*per-fo-ra'-shun*) [*per*, through; *forare*, to bore]. The act of piercing. Also, the opening in the wall of a cavity resulting from traumatism or ulceration. In craniotomy, the opening of the fetal head.

**Perforator** (*per'-fo-ra-tor*) [*per*, through; *forare*, to bore]. An instrument for boring through the fetal skull; also for perforating other bones.

**Perforatus** (*per-fo-ra'-tus*). Synonym of *Perforated*.

**Perfrication** (*per-frik-a'-shun*) [*per*, through; *fricare*, to rub]. Inunction.

**Perfrigerium** (*per-frij'-e'-re-um*) [*perfrigerare*, to make very cold]. Numbness due to cold.

**Perfume** (*per'-fium*, or *per-fūm'*) [*per*, through; *fumare*, to give off a vapor]. The odor of a volatile substance, especially if pleasant or agreeable. Most commercial perfumes belong to the *terpene* series, and have the uniform composition  $C_{10}H_{16}$ . In a few instances they are manufactured synthetically, but in most they are extracted from the petals of flowers.

**Perfusion** (*per-fu'-zhun*) [*per*, through; *fundere*, to pour]. The passage of a fluid through spaces.

**Pergameneous** (*per-gam-e'-ne-us*) [*pergameneus*, parchment-like]. Resembling parchment, e. g., the skin in certain cases of xeroderma.

**Pergamentaceous** (*per-gam-en-ta'-she-us*). Same as *Pergameneous*.

**Peri-** (*per'-e*) [*περί*, around]. A prefix signifying around, or surrounding.

**Periadenitis** (*per-e-ad-en-ti'-tis*) [*περί*, around; *αδην*, gland; *ιτις*, inflammation]. Inflammation of the tissues that surround a gland.

**Periadventitial** (*per-e-ad-ven-tish'-e-al*) [*περί*, around; *adventitius*, coming from abroad]. Situated, or occurring, around the adventitia, or external coat of a vessel.

**Periah** (*per-i'-ah*) [Heb.]. The second act in the Jewish rite of circumcision. It is the act of laceration of the mucous membrane.

**Perialgia** (*per-e-al'-je-ah*) [*περί*, very; *αλγος*, pain]. Excruciating pain.

**Perianal** (*per-e-an'-nal*) [*περί*, around; *anus*, anus]. Situated, or occurring, around the anus.

**Periandra** (*per-e-an'-drah*) [*περί*, around; *άνηρ*, a male]. In biology, one of the bracts surrounding the antheridia of mosses.

**Periangiocholitis** (*per-e-an-je-o-ko-li'-tis*) [*περί*, around; *αγγειον*, vessel; *χολος*, bile; *ιτις*, inflammation]. Inflammation of the connective tissue surrounding the biliary ducts.

**Periangioma** (*per-e-an-je-o'-mah*) [*περί*, around; *αγγειον*, vessel; *ωμα*, tumor]. A tumor surrounding a vessel.

**Perianth** (*per'-e-anth*) [*περί*, around; *ανθος*, flower]. In biology, a collective term for the floral envelopes, calyx and corolla, or their representative.

**Perianthial** (*per-e-an'-the-al*) [*περί*, around; *ανθος*, a flower]. In biology, pertaining to the perianth. Provided with a perianth.

**Perianthium** (*per-e-an'-the-um*). Same as *Perianth*.

**Periaortitis** (*per-e-a-or-ti'-tis*) [*περί*, around; *αορτή*, aorta; *ιτις*, inflammation]. Inflammation of the tissues surrounding the aorta.

**Periarteritis** (*per-e-ar-ter-i'-tis*) [*περί*, around; *αρτηρία*, artery; *ιτις*, inflammation]. Inflammation of the external sheath of the arteries. **P. nodosa**, thickening of the arterial coats in localized areas, producing nodular swellings.

**Periarthritis** (*per-e-ar-thri'-tis*) [*περί*, around; *αρθρον*, joint; *ιτις*, inflammation]. Inflammation of the tissues about a joint.

**Periarticular** (*per-e-artik'-u-lar*) [*περί*, around; *articulus*, joint]. About or around a joint.

**Periaxial** (*per-e-aks'-e-al*) [*περί*, around; *αξις*, axis]. Situated or occurring around an axis or axis-cylinder.

**Periblast** (*per'-ib-last*) [*περί*, around; *βλαστος*, a germ]. In biology, the protoplasm surrounding the nucleus of a cell.

**Periblastic** (*per-ib-las'-tik*) [*περί*, around; *βλαστος*, a germ]. In biology, pertaining to the periblast. Germinating from the surface of an ovum.

**Periblastula** (*per-ib-las'-tu-lah*) [*περί*, around; *βλαστός*, germ]. A segmenting ovum in which the outer layer of cells is more highly developed than the inner.

**Periblem** (*per'-ib-lem*) [*περίβλημα*, a covering]. In biology, a zone of meristem lying between the perome and the dermatogen at the growing end of an axial organ.

**Periblepsia, Periblepsis** (*per-ib-lep'-se-ah, per-ib-lep'-sis*) [*περί*, around; *βλέπειν*, to look]. The wild, unnatural look observed in delirium.

**Peribole** (*per-ib'-o-le*) [*περί*, around; *βάλλειν*, to throw]. The elimination of morbid substances through diseased conditions of the skin.

**Peribranchial** (*per-ib-rang'-ke-al*) [*περί*, around; *βράγχια*, gills]. In biology, arranged about the branchiae.

**Peribronchial** (*per-ib-rong'-ke-al*) [*περί*, around; *βρόγχος*, bronchus]. Pertaining to the tissue about the bronchus; surrounding a bronchus. **P. Lymphangitis**, inflammation of the peribronchial lymphatic vessels.

**Peribronchitis** (*per-ib-rong'-ki'-tis*) [*περί*, around; *βρόγχος*, bronchus; *ιτις*, inflammation]. Inflammation of the pulmonary tissue immediately surrounding the bronchi. **P., Caseous**, a peribronchitis due to tuberculosis, and usually accompanying caseous broncho-pneumonia. **P., Purulent**, a peribronchial inflammation with the formation of pus. **P., Tuberculous**, peribronchitis due to the tubercle-bacillus.

**Peribrosis** (*per-ib-ro'-sis*) [*περί*, around; *βρώσις*, a feeding]. Ulceration at the canthi of the eyelids.

**Pericæcal** (*per-is-el'-kal*). See *Pericecal*.

**Pericæmentitis** (*per-is-em-en-ti'-tis*). See *Pericementitis*.

**Perical** (*per'-ik-al*). See *Fungus-foot*.

**Pericambium** (*per-ik-am'-be-un*). See *Phloëm-sheath*.

**Pericardiac, Pericardial** (*per-ik-ar'-de-ak, per-ik-ar'-de-al*) [*περί*, around; *καρδία*, heart]. Pertaining to the pericardium.

**Pericardiophrenic** (*per-ik-ar-de-ak-o-fre'-nik*) [*περί*, around; *καρδία*, heart; *φρίν*, diaphragm]. Pertaining to the pericardium and the diaphragm.

**Pericardial** (*per-ik-ar'-de-al*) [*περί*, around; *καρδία*, heart]. Pertaining to the pericardium. Surrounding the heart. **P. Cavity**, the space between the pericardium and the heart. **P. Pleura**, that part of the pleura attached to the pericardium. **P. Space**. Same as *P. Cavity*.

**Pericardian** (*per-ik-ar'-de-an*). Same as *Pericardial*.

**Pericardiopneumotosis** (*per-ik-ar'-de-o-nu-mat-o'-sis*). Synonym of *Pneumopericardium*.

**Pericardiotomy** (*per-ik-ar-de-ol'-o-me*) [*περί*, around; *καρδία*, heart; *τομή*, a cutting]. Incision of the pericardium.

**Pericarditic** (*per-ik-ar-di'-ik*) [*περί*, around; *καρδία*, heart; *ιτις*, inflammation]. Pertaining to pericarditis.

**Pericarditis** (*per-ik-ar-di'-tis*) [*περί*, around; *καρδία*, heart; *ιτις*, inflammation]. Inflammation of the pericardium. It may be complicated with myocarditis or endocarditis. It is rarely a primary affection, but is usually secondary to such diseases as rheumatism, chronic nephritis, scarlet fever, measles, pyemia, scorbutus, and hemorrhagic purpura. Many cases are due to extension of inflammation from neighboring organs, as from pleurisy and pleurisy with pneumonia; sometimes, also, to extension of endocardial inflammation. Tuberculosis may affect the pericardium by extension from the lung, but occasionally it appears as a primary disease of the serous membrane. In addition, a pericarditis may follow malignant disease of the pericardium. Actinomycosis may spread to the pericardium from the lung or the mediastinum. Syphilis of

the pericardium is usually secondary to myocardial syphilis. It leads to pericardial adhesions. **P., Adhesive**, pericarditis in which the two layers of pericardium tend to adhere. **P., Carcinomatous**, pericarditis due to carcinoma of the pericardium. In rare cases pericarditis may accompany carcinoma of a remote organ. **P., Dry**, pericarditis without effusion. **P., External**, inflammation of the outer layer of the pericardium; it is usually accompanied by inflammation of the contiguous pleura. **P., Fibrinous**, a form in which the membrane is covered with a fibrinous exudate, first soft and buttery in consistence, but later organizing. Tuberculous pericarditis is likely to lead to large deposits of fibrin. **P., Hemorrhagic**, a form in which the fluid is hemorrhagic. This is the case most often in tuberculous pericarditis; also in scorbutus and in cachectic conditions. **P., Internal**, inflammation of the serous surface of the pericardium. **P., Localized**, whitish areas, the so called milk-spots (*q. v.*), due to circumscribed pericarditis. **P., Obliterating**, a form leading to adhesion of the two layers of pericardium and obliteration of the cavity. See *Pericardium*, *Adherent*. **P., Purulent**, pericarditis in which the effused fluid becomes purulent. This is not very rare in children. **P., Rheumatic**, that due to rheumatism. **P., Sero-fibrinous**, a form in which there is but little lymph or fibrin, but a considerable quantity of serous fluid. **P., Tuberculous**, pericarditis due to tuberculous infection of the pericardium; it is usually secondary, from extension from neighboring organs, but is sometimes primary. The membrane is covered with thick layers of fibrin, beneath which are milary tubercles; there may also be larger cheesy masses. The quantity of fluid is usually small, but may be large, and the effusion is generally hemorrhagic.

**Pericardium** (*per-ik-ar'-de-un*) [*περί*, around; *καρδία*, heart]. The closed membranous sac or covering that envelops the heart. Its base is attached to the central tendon of the diaphragm; its apex surrounds for a short distance the great vessels arising from the base of the heart. It consists of an ectal fibrous coat, derived from the cervical fascia, and an ental serous coat. The sac normally contains from half a dram to a dram of clear serous fluid. **P., Adherent**, a condition resulting from a previous pericarditis, in which the two layers of the pericardium are bound together by newly-formed connective tissue. **P., Bread-and-butter**, a peculiar appearance produced in fibrinous pericarditis by the rubbing of the two surfaces of the membrane over each other. The surface is rough, like that produced when two pieces of butter-and-bread, that have lain with their spread sides in contact, are pulled apart. **P., Calcified**, calcification of the pericardium, occurring in spots or diffusely. **P., Parietal**, the reflection of the pericardium not in direct contact with the heart; the portion in contact with the pleura and the diaphragm. See *P., Visceral*. **P., Shaggy**, a pericardium upon which, as the result of fibrinous pericarditis, thick, loose, shaggy layers of fibrin are deposited. **P., Visceral**, the epicardium, *i. e.*, the layer of pericardium attached to the surface of the heart.

**Pericarp** (*per'-ik-arp*) [*περί*, around; *καρπός*, fruit]. In biology: (*a*) the shell or cover of a fruit; (*b*) the wall of a ripened ovary.

**Pericarpial** (*per-ik-ar'-pe-al*). Same as *Pericarpic*.

**Pericarpic** (*per-ik-ar'-pik*) [*περί*, around; *καρπός*, fruit]. Pertaining to the pericarp.

**Pericarpium** (*per-ik-ar'-pe-un*). Same as *Pericarp*.

**Pericarpoidal** (*per-ik-ar-poid'-al*) [*περί*, around; *καρπός*, fruit; *είδος*, like]. In biology, resembling a pericarp.



**Pericecal** (*per-is-e'-kal*) [*περί*, around; *cæcus*, blind]. Surrounding the cecum.

**Pericellular** (*per-is-e'-u-lar*) [*περί*, around; *cellula*, a small cell]. Surrounding a cell.

**Pericementitis** (*per-is-em-en-ti'-tis*) [*περί*, around; *cementum*, cement; *ιτις*, inflammation]. Inflammation of the peridental membrane and tissues around a tooth. **P.**, **Phagedenic**, a specific infectious inflammation, having its beginning at the gingival or gum margin, and accompanied with destruction of the peridental membrane and alveolar walls. **P.**, **Traumatic**, inflammation of the peridental membrane resulting from injuries.

**Pericementum** (*per-is-em-en'-tum*) [*περί*, around; *cementum*, cement]. The layer of true bone covering the fangs of the teeth; it is formed beneath the peridental membrane.

**Pericentral** (*per-is-en'-tral*) [*περί*, around; *κέντρον*, center]. Situated around a center, or centrum.

**Pericerebricity** (*per-is-er-e-bris'-it-e*). See *Poly paresis*.

**Perichæte** (*per-ik-e'-te*). See *Perichætium*.

**Perichætal** (*per-ik-e'-she-al*) [*περί*, around; *χαίτη*, a long hair]. In biology, pertaining to the perichætium.

**Perichætium** (*per-ik-e'-she-um*) [*περί*, around; *χαίτη*, long hair, foliage; *pl.*, *Perichætia*]. In biology, the involucre of modified leaves surrounding the reproductive organs in mosses; perichæte, perichete.

**Perichætous** (*per-ik-e'-tus*) [*περί*, around; *χαίτη*, a long hair]. Surrounded by bristles.

**Perichæreia** (*per-ik-ar-i'-ah*) [*περιχαρής*, very glad]. Sudden, vehement, or morbid rejoicing; a symptom in certain insanities.

**Perichete** (*per-ik-e'-te*). See *Perichætium*.

**Pericholecystitis** (*per-ik-ol-e-sis-ti'-tis*) [*περί*, around; *χόλος*, bile; *κύστις*, bladder; *ιτις*, inflammation]. Inflammation near or around the gall-bladder.

**Pericholous** (*per-ik-o'-lus*) [*περί*, very; *χόλος*, bile]. Excessively bilious.

**Perichondrial** (*per-ik-on'-dre-al*) [*περί*, around; *χόνδρος*, cartilage]. Pertaining to or resembling perichondrium.

**Perichondriodynia** (*per-ik-on-dre-o-din'-e-ah*) [*περί*, around; *χόνδρος*, cartilage; *ὀδὴν*, pain]. Pain in the perichondrium.

**Perichondritic** (*per-ik-on-drit'-ik*) [*περί*, around; *χόνδρος*, cartilage; *ιτις*, inflammation]. Pertaining to or affected with perichondritis.

**Perichondritis** (*per-ik-on-dri'-tis*) [*περί*, around; *χόνδρος*, a cartilage; *ιτις*, inflammation]. Inflammation of the perichondrium. **P.** *auriculæ*, hæmatoma auris, *q. v.*

**Perichondrium** (*per-ik-on'-dre-um*) [*περί*, around; *χόνδρος*, gristle, cartilage]. An envelop of connective tissue covering the surface of cartilage. It consists of a dense external or fibrous layer, and an inner looser stratum which is intimately concerned in the production of new cartilage and is known as the chondrogenic layer.

**Perichondroma** (*per-ik-on-dro'-mah*) [*περί*, around; *χόνδρος*, cartilage; *ῥμα*, tumor]. A tumor of the perichondrium.

**Perichord** (*per'-ik-ord*) [*περί*, around; *χορδή*, cord]. The sheath of the notochord.

**Perichordal** (*per-ik-or'-dal*) [*περί*, around; *χορδή*, a cord]. Pertaining to the perichord.

**Perichoroid**, **Perichoroidal** (*per-ik-o'-roid*, *per-ik-o-roi'-dal*) [*περί*, around; *χόριον*, chorion; *εἶδος*, like]. Surrounding the choroid.

**Perichrosis** (*per-ik'-ris-is*). Synonym of *Inunction*.

**Pericladium** (*per-ik-la'-de-um*) [*περί*, around; *κλάδος*, a young slip; *pl.*, *Pericladia*]. A sheathing petiole.

**Periclasia** (*per-ik'-las-is*) [*περικλᾶν*, to twist around]. A comminuted fracture.

**Periclinal** (*per-ik-ti'-nal*) [*περί*, around; *κλίνειν*, to bend, to slope]. In biology, applied to layers, cell-walls or lines when parallel to the external surface.

**Pericnemious** (*per-ik-ne'-me-us*) [*περί*, around; *κνήμη*, leg]. Surrounding the calf of the leg.

**Pericolitis** (*per-ik-o-li'-tis*) [*περί*, around; *κόλον*, colon; *ιτις*, inflammation]. Inflammation of the tissues around the colon.

**Pericolonitis** (*per-ik-o-lon-ti'-tis*). Same as *Pericolitis*.

**Pericolpitis** (*per-ik-ol-pi'-tis*) [*περί*, around; *κόλπος*, vagina; *ιτις*, inflammation]. Inflammation of the areolar tissue surrounding the vagina.

**Periconchal** (*per-ik-ong'-kal*) [*περί*, around; *κόγχη*, a shell]. Surrounding the concha of the ear. **P.** **Sulcus**, a sulcus separating the helix and the convex hinder surface of the concha.

**Pericorneal** (*per-ik-or'-ne-al*) [*περί*, around; *corneus*, honey]. Surrounding the cornea.

**Pericowperitis** (*per-e-kou-per-i'-tis*) [*περί*, around; *Cowper*, an anatomist; *ιτις*, inflammation]. Inflammation of the tissues about Cowper's glands.

**Pericrane** (*per'-ik-rān*) [*περί*, around; *κράνιον*, skull]. The pericranium; the skull. [Old.]

**Pericranial** (*per-ik-ra'-ne-al*) [*περί*, around; *κράνιον*, skull]. Surrounding the cranium. Pertaining to the pericranium.

**Pericranitis** (*per-ik-ra-ni'-tis*) [*περί*, around; *κράνιον*, skull; *ιτις*, inflammation]. Inflammation of the pericranium.

**Pericranium** (*per-ik-ra'-ne-um*) [*περί*, around; *κράνιον*, skull]. The peristeum of the skull.

**Pericrany** (*per'-ik-ra-ne*). Same as *Pericranium*.

**Pericystitis** (*per-is-i-ti'-tis*) [*περί*, around; *κύστις*, bladder; *ιτις*, inflammation]. Inflammation of the peritoneum or the connective tissue surrounding the bladder.

**Pericystomatitis** (*per-is-is-to-mat-i'-tis*) [*περί*, around; *κύστις*, bladder; *ῥμα*, tumor; *ιτις*, inflammation]. An inflammation of the outer envelop of an ovarian cystoma.

**Pericytula** (*per-is-i'-u-lah*) [*περί*, around; *κύτος*, a cell]. A fecundated ovum before the beginning of superficial segmentation, while the formative yolk encloses the nutritive segmentation.

**Peridectomy** (*per-id-ek'-to-me*). Synonym of *Peritomy*.

**Periodental** (*per-id-en'-tal*). Synonym of *Periodontal*.

**Periodentitis** (*per-id-en-ti'-tis*). Synonym of *Periodontitis*.

**Peridentium** (*per-id-en'-she-um*). See *Periodontium*.

**Periderea** (*per-id-er-e'-ah*) [*περί*, around; *δέρη*, neck]. The coiling of the umbilical cord round the fetal neck.

**Periderm** (*per'-id-erm*) [*περί*, around; *δέρμα*, skin]. In biology: (a) a cell-wall or enclosing membrane; (b) the epiphloem; (c) the cortical layer of the cenosarc of a hydrozoan.

**Peridermal**, **Peridermic** (*per-id-er'-mal*, *per-id-er'-mik*) [*περί*, around; *δέρμα*, skin]. Surrounding the cuticle. Pertaining to the periderm.

**Peridesmica** (*per-id-es'-mik-ah*) [*περί*, around; *δεσμός*, band]. Retention of urine as a result of stricture of the urethra.

**Peridesmitis** (*per-id-es-mi'-tis*) [*περί*, around; *δεσμός*, band; *ιτις*, inflammation]. Inflammation of the peridesmium.

**Peridesmium** (*per-id-es'-me-um*) [*περί*, around; *δεσμός*, band]. The delicate membrane or covering that invests a ligament.

**Peridiastole** (*per-id-i-as'-to-le*) [*περί*, about; *διαστολή*,

- dilatation]. The short interval that succeeds the diastole in the cycle of the heart's action.
- Perididymis** (*per-id-id'-im-is*) [*περί*, around; *διδυμος*, testicle]. The tunica albuginea testis.
- Perididymitis** (*per-id-id-im-i'-tis*) [*περί*, around; *διδυμος*, testicle; *ιτις*, inflammation]. Inflammation of the perididymis.
- Perididymium** (*per-id-id-im'-e-um*). Synonym of *Perididymis*.
- Peridiiform** (*per-id'-e-if-orm*) [*πηρίδιον*, a small leather pouch; *forma*, form]. In biology, having the form of a peridium.
- Peridiodynia** (*per-id-e-o-din'-e-ah*). Synonym of *Cardialgia*.
- Peridolie** (*per-id'-e-ol*). Same as *Peridiolum*.
- Peridiolum** (*per-id-i'-o-lum*) [dim. of *πηρίδιον*, a little pouch]. In biology, the tunic of the sporangium in the *Nidulariaceae*; a secondary or smaller peridium containing a hymenium.
- Peridium** (*per-id'-e-um*) [*πηρίδιον*, dim. of *πήρα*, a leather pouch, wallet: *pl.*, *Peridia*]. In biology, the covering of a spore-case, as a puff-ball.
- Periencephalitis** (*per-e-en-sef-al-i'-tis*) [*περί*, around; *ἐγκέφαλον*, brain; *ιτις*, inflammation]. *Phrenitis mania gravis*; *Typhomania*, *Bell's Disease* (*Luther Bell*). Inflammation of the pia and of the superficies of the brain. The acute form is usually fatal, and is attended by stupor, wild delirium, general disturbance of the psychic functions, restlessness, convulsions, and fever. The chronic form is the so-called *General Paralysis of the Insane*.
- Periendymal** (*per-e-en'-dim-al*). Same as *Periependymal*.
- Perienteric** (*per-e-en-ter'-ik*) [*περί*, around; *ἐντερων*, intestine]. Situated around the enteron; perivisceral.
- Perienteritis** (*per-e-en-ter-i'-tis*) [*περί*, around; *ἐντερων*, intestine; *ιτις*, inflammation]. Inflammation of the intestinal peritoneum.
- Perienteron** (*per-e-en'-ter-on*) [*περί*, around; *ἐντερων*, intestine]. The primitive perivisceral cavity; the space between the entoderm and the ectoderm, the forerunner of the schizocoel or enterocoel.
- Periependymal** (*per-e-ep-en'-dim-al*) [*περί*, around; *ἐπένδυμα*, ependyma]. Situated, or occurring, outside the ependyma.
- Perieresis** (*per-e-er'-es-is*) [*περιαρπείν*, to take off]. A circular incision around a tumor or abscess.
- Periesophageal** (*per-e-e-so-fa-je'-al*) [*περί*, around; *οισοφάγος*, esophagus]. Situated, or occurring, just outside of, or around, the esophagus.
- Periesophagitis** (*per-e-e-sof-aj-i'-tis*) [*περί*, around; *οισοφάγος*, esophagus; *ιτις*, inflammation]. Inflammation of the tissues that surround the esophagus.
- Perifascicular** (*per-e-fas-ik'-u-lar*) [*περί*, around; *fasciculus*, a fascicle]. Surrounding a fasciculus.
- Perifibril, Perifibrous**, (*per-if-i'-bral*, *per-if-i'-brus*) [*περί*, around; *fibra*, a fiber]. Surrounding a fiber.
- Perifolliculitis** (*per-if-ol-ik-u-li'-tis*) [*περί*, around; *folliculus*, follicle; *ιτις*, inflammation]. Inflammation around the hair-follicles. **P., Conglomerative Pustular**, a rare skin-affection, characterized by an eruption usually on the backs of the hands and on the buttocks, of from one to a dozen oval or roundish patches, from half an inch to two inches in diameter, and raised from about a line to a quarter of an inch. The surface is smooth or slightly mammillated and cribriform, the orifices being filled at first with pus, while the hairs, if any, have generally fallen out. There are also numerous unruptured superficial pustules. There is some itching and heat, but no pain or glandular enlargement. The disease is a local one of short duration and leaves no scar. The etiology is unknown.
- Perifolliculosis** (*per-if-ol-ik-u-lo'-sis*) [*περί*, around; *folliculus*, a follicle; *νόσος*, disease]. A follicular skin-affection.
- Perigamium** (*per-ig-a'-me-um*) [*περί*, around; *γάμος*, marriage]. In biology, an involucre in certain cryptogams, inclosing both male and female reproductive organs.
- Perigangliitis** (*per-ig-ang-gle-i'-tis*) [*περί*, around; *γάγγλιον*, ganglion; *ιτις*, inflammation]. Inflammation of the tissues surrounding a ganglion.
- Periganglionic** (*per-ig-ang-gle-on'-ik*) [*περί*, around; *γάγγλιον*, ganglion]. Situated, or occurring, around a ganglion. **P. Glands**, tubular glands found in the the spinal ganglia of frogs and other animals. They contain a milky, calcareous fluid.
- Perigastric** (*per-ig-as'-trik*) [*περί*, around; *γαστήρ*, stomach]. In biology, pertaining to the tissues or spaces about the alimentary canal.
- Perigastritis** (*per-ig-as-tri'-tis*) [*περί*, around; *γαστήρ*, stomach; *ιτις*, inflammation]. Inflammation of the peritoneal coat of the stomach.
- Perigastrula** (*per-ig-as'-tru-lah*) [*περί*, around; *γαστήρ*, belly, stomach; *pl.*, *Perigastrulae*]. In biology, the form of gastrula which results from the surface-cleavage of the egg; a bladder-gastrula, the common form among arthropods.
- Perigastrular** (*per-ig-as'-tru-lar*) [*περί*, around; *γαστήρ*, stomach]. Pertaining to the perigastrula.
- Perigastrulation** (*per-ig-as-tru-la'-shun*) [*περί*, around; *γαστήρ*, belly, stomach]. In biology, the formation of a bladder-gastrula.
- Perigenesis** (*per-ij-en'-es-is*) [*περί*, about; *γένεσις*, origin]. In biology, a dynamic theory of reproduction proposed by Cope and adopted by Hæckel. It explains inheritance by the transmission of the type of growth-force from one generation to another.
- Periglottic** (*per-ig-lot'-ik*) [*περί*, around; *γλώσσα*, the tongue]. Situated around the base of the epiglottis.
- Periglottis** (*per-ig-lot'-is*) [*περί*, around; *γλώσσα*, the tongue]. The mucous membrane or villous coating of the tongue.
- Perignathic** (*per-ig-na'-thik*) [*περί*, around; *γνάθος*, jaw]. Situated about the jaw.
- Perigone** (*per'-ig-on*) [*περί*, around; *γονή*, seed, generation.] See *Perianth*.
- Perigonium** (*per-ig-o'-ne-um*) [*περί*, around; *γονή*, seed: *pl.*, *Perigonia*]. In biology: (a) the sac formed by the ectodermal layers of the gonophore of a hydroid; (b) the leafy envelop surrounding the perianth of the antheridia in mosses.
- Perigraph** (*per'-ig-raf*) [*περί*, around; *γράφειν*, to inscribe]. The linea alba and linea transversæ of the rectus abdominis muscle.
- Perigyne** (*per'-ij-in*). Same as *Perigynium*.
- Perigynium** (*per-ij-in'-e-un*) [*περί*, about; *γυνή*, a female: *pl.*, *Perigynia*]. In biology, a term applied to the scale-like or bristle-like bodies surrounding the pistils in sedges. Also, the envelop that in liverworts invests the archegonia.
- Perigynous** (*per-ij'-in-us*) [*περί*, around; *γυνή*, a female]. In biology, applied to stamens and petals when they are adnate to the throat of the calyx, and therefore borne around the pistil instead of at its base.
- Perigyne** (*per-ij'-in-e*) [*περί*, about; *γυνή*, female]. In biology, the state or condition of being perigynous.
- Parihepatic** (*per-e-he-pat'-ik*) [*περί*, around; *ήπαρ*, liver]. Surrounding, or occurring around, the liver.
- Parihepatitis** (*per-e-hep-at-i'-tis*) [*περί*, around; *ήπαρ*, liver; *ιτις*, inflammation]. Inflammation of the serous covering of the liver. It may be local, or a part of a general peritonitis. It is marked by severe pain,



tenderness, some fever, slight jaundice, and a friction-sound.

**Perikeratic** (*per-ik-er-at'-ik*) [*περί*, around; *κέρας*, cornea]. Surrounding the cornea.

**Perilaryngeal** (*per-e-lar-in'-je-al*) [*περί*, around; *λάρυγξ*, larynx]. Situated, or occurring, around the larynx.

**Perilaryngitis** (*per-il-ar-in'-ji'-tis*) [*περί*, around; *λάρυγξ*, larynx; *ιτις*, inflammation]. Inflammation of the areolar tissue surrounding the larynx.

**Perilymph** (*per'-il-imp*) [*περί*, around; *λύμφα*, lymph]. The fluid separating the membranous from the osseous labyrinth. It is secreted by the delicate fibro-serous membrane lining the osseous labyrinth. See *Liquor cotunnii*.

**Perilymphangial** (*per-il-im-fan'-je-al*) [*περί*, around; *λύμφα*, lymph; *ἀγγεῖον*, vessel]. Situated, or occurring, around a lymphatic vessel.

**Perilymphangitis** (*per-il-im-fan'-ji'-tis*) [*περί*, around; *λύμφα*, lymph; *ἀγγεῖον*, vessel; *ιτις*, inflammation]. Inflammation of the tissues surrounding a lymphatic vessel.

**Perilymphatic** (*per-il-im-fat'-ik*) [*περί*, around; *λύμφα*, lymph]. Pertaining to the perilymph.

**Perimenia** (*per-im-e'-ne-ah*) [*περί*, around; *μηναία*, menses]. Hemorrhage around the uterus, occurring usually at the menstrual epoch.

**Perimeningitis** (*per-im-en-in'-ji'-tis*) [*περί*, around; *μῆνιγξ*, membrane; *ιτις*, inflammation]. Inflammation of the dura, and surrounding tissues.

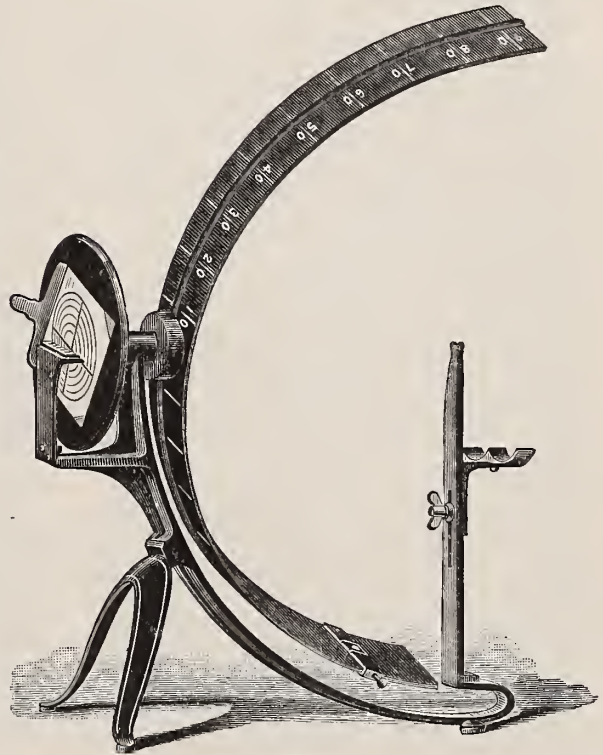
**Perimeningoencephalitis** (*per-im-en-in'-go-en-sef-al'-tis*). Synonym of *Periencephalitis*.

**Perimeninx** (*per-im-en'-inks*). Synonym of *Dura*.

**Perimeristem** (*per-im-er'-is-tem*) [*περί*, around; *μερίζειν*, to divide; *μέρος*, a part]. In biology, that part of the meristem from which is derived the ectal cortex and the dermatogen.

**Perimeter** (*per-im'-et-er*) [*περί*, around; *μέτρον*, measure]. An instrument for measuring the extent of

degrees, and fixed to an upright at its center by a pivot, on which it is movable. Various colored



PERIMETER.

discs are moved along the metal plate and the degree noted at which the person, looking directly in front of him, distinguishes the color.

**Perimetral** (*per-im-e'-tral*). Same as *Perimetric*.

**Perimetric** (*per-im-et'-rik*) [*περί*, around; *μήτρα*, womb; *μέτρον*, measure]. Situated around the uterus. Pertaining to perimetry.

**Perimetritic** (*per-im-et-rit'-ik*) [*περί*, around; *μήτρα*, womb; *ιτις*, inflammation]. Pertaining to perimetritis.

**Perimetritis** (*per-im-et-rit'-tis*) [*περί*, around; *μήτρα*, womb; *ιτις*, inflammation]. *Pelvic Peritonitis*; inflammation of the peritoneal covering of the uterus. It is always secondary to inflammatory affections of the uterus, tubes, or ovaries. Three forms are described, viz.: the *adhesive*, or most common variety; the *serous*, or least common, and the *suppurative*, or most serious form. Pain, chills and fever are the main symptoms presented.

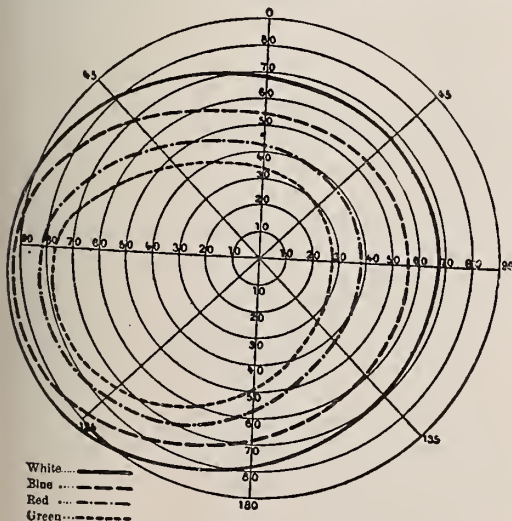
**Perimetrium** (*per-im-e'-tre-um*) [*περί*, around; *μήτρα*, womb]. The serous covering of the uterus.

**Perimetry** (*per-im'-et-re*) [*περί*, around; *μέτρον*, measure]. The measuring of the field of vision.

**Perimonerula** (*per-im-on-er'-u-lah*) [*περί*, around; *μονήρης*, single, solitary: *πλ.*, *Perimonerulæ*]. In biology, a developmental cytoide at the monerula stage, having formative yolk in the ectal wall and deutoplasm in the ental. It is succeeded by a *pericytula*, *perimorula*, *periblastula*, and *perigastrula*.

**Perimonerular** (*per-im-on-er'-u-lar*) [*περί*, around; *μονήρης*, single, solitary]. Pertaining to the perimonerula.

**Perimorula** (*per-im-or'-u-lah*) [*περί*, around; *μόρον*,



PERIMETRIC CHART.

the field of vision. It consists ordinarily of a flat, narrow metal plate, bent in a semicircle, graduated in

- mulberry]. The ovum in the morula stage, in which the nutritive yolk is covered by a layer of cells developed from the formative yolk.
- Perimorular** (*per-im-or'-u-lar*) [*περί*, around; *μόρον*, mulberry]. Pertaining to the perimorula.
- Perimyelitis** (*per-im-i'-el-is*) [*περί*, around; *μυελός*, marrow]. The medullary membrane or endosteum; the areolar envelop of the bone-marrow.
- Perimyelitis** (*per-im-i-el-i'-tis*) [*περί*, around; *μυελός*, marrow; *ιτις*, inflammation]. Spinal meningitis.
- Perimysial** (*per-im-i'-e-al*) [*περί*, around; *μῦς*, muscle]. Of the nature of, or pertaining to, perimysium; enveloping a muscle.
- Perimysitis** (*per-im-i'-e-i'-tis*) [*περί*, around; *μῦς*, muscle; *ιτις*, inflammation]. Inflammation of the perimysium.
- Perimysium** (*per-im-i'-e-um*) [*περί*, around; *μῦς*, muscle: *pl.*, *Perimysia*]. In biology, the bands of connective tissue that envelop and separate the primary bundles of muscle-fibers from each other, as distinguished from the *endomysium*, which holds together the individual muscle-fibers, and the *epimysium*, which invests the entire muscle.
- Perin** (*per'-in*) [*περίν*, a serous sac]. Perineum; also the scrotum.
- Perinæum** (*per-in-e'-um*). See *Perineum*.
- Perineal** (*per-in-e'-al*) [*περίναιον*, perineum]. Pertaining to the perineum. **P. Aponeurosis**. Same as *P. Fascia*. **P. Artery**. See *Arteries*, *Table of*. **P. Body**, the peculiar structure in the female, composed of skin, muscle, and fascia, and occupying the interval between the vagina and the rectum. **P. Cystotomy**, cystotomy performed through a perineal incision. **P. Fascia**, the fascia of the pelvic outlet. **P. Flexure**, a sharp bend in the rectum immediately above the anus. **P. Fossa**, the ischio-rectal fossa, situated between the rectum and the perineal muscles. **P. Hernia**, a rare form of hernia perforating the perineum by the side of the rectum or between the rectum and the bladder or the vagina. **P. Nerve**. See *Nerves*, *Table of*. **P. Region**, the perineum. **P. Section**, incision through the perineum for the relief of urethral stricture, the removal of calculi from the bladder, or the relief of other morbid conditions. **P. Spasm**. See *Vaginodynia*. **P. Strait**, the inferior pelvic strait.
- Perineauxesis** (*per-in-e-awks-e'-sis*) [*περίναιον*, perineum; *αύξησις*, growth]. The bulging of the perineum during labor.
- Perineocele** (*per-in-e'-o-sēl'*) [*περίναιον*, perineum; *κήλη*, tumor]. Perineal hernia.
- Perineoplasty** (*per-in-e'-o-plas-te*) [*περίναιον*, perineum; *πλάσσειν*, to form]. Plastic operation upon the perineum.
- Perineorrhaphy** (*per-in-e-or'-a-fē*) [*περίναιον*, perineum; *ράφή*, suture]. Suture of the perineum, usually in repair of a laceration caused during childbirth.
- Perineosynthesis** (*per-in-e-o-sin'-thes-is*) [*περίναιον*, perineum; *συνθέσις*, a placing together]. A plastic operation upon the perineum in which a graft of vaginal mucosa is made to cover the wound.
- Perineotomy** (*per-in-e-ol'-o-me*) [*περίναιον*, perineum; *τομή*, a cutting]. Incision through the perineum.
- Perinephral** (*per-in-ef'-ral*). Same as *Perinephric*.
- Perinephrial** (*per-in-ef'-re-al*) [*περί*, around; *νεφρός*, kidney]. Pertaining to the perinephrium.
- Perinephric** (*per-in-ef'-rik*) [*περί*, around; *νεφρός*, kidney]. Situated, or occurring, around the kidney. **P. Abscess**, an abscess in the tissues about the kidney.
- Perinephritic** (*per-in-ef-ril'-ik*) [*περί*, around; *νεφρός*, kidney; *ιτις*, inflammation]. Pertaining to perinephritis; improperly, same as perinephric.
- Perinephritis** (*per-in-ef-ril'-tis*) [*περί*, around; *νεφρός*, the kidney; *ιτις*, inflammation]. Inflammation of the tissues surrounding the kidney. It may be either *primary* or *secondary*, usually the latter. It is marked by pain in one lumbar region, dull, aching in character, with tenderness over that region, slight fever, and slight rigors. If pus forms the symptoms are aggravated, and burrowing may occur in various directions.
- Perinephrium** (*per-in-ef'-re-um*) [*περί*, around; *νεφρός*, kidney]. The connective and adipose tissue surrounding the kidney.
- Perineum** (*per-in-e'-um*) [*περίνεον*, or *περίναιον*]. That portion of the body included in the outlet of the pelvis, bounded in front by the pubic arch, behind by the coccyx and great sacro-sciatic ligaments, and at the sides by the tuberosities of the ischium. It includes all of the structures between the ischial tuberosities on either side, the anus posteriorly, and the vagina in the female and the scrotum in the male anteriorly. It is separated from the pelvic cavity by the recto-vesical fascia. It is occupied by the terminations of the rectum, the urethra, and the root of the penis, together with their muscles, fasciæ, vessels, and nerves. In a more restricted sense, the term perineum is applied to the space in advance of the anus (true perineum); in the female it is occupied by the termination of the vagina, the vulva, and the clitoris. The median line of the perineum presents a slight ridge, the raphe.
- Perineurial** (*per-in-eo'-re-al*) [*περί*, around; *νεῦρον*, nerve]. Relating to or resembling the perineurium.
- P. Lymph-channels**, lymph-spaces surrounding the nerve-trunks, as in the cornea.
- Perineuritis** (*per-in-eo'-ri'-tis*) [*περί*, around; *νεῦρον*, nerve; *ιτις*, inflammation]. Inflammation of the perineurium.
- Perineurium** (*per-in-eo'-re-um*) [*περί*, around; *νεῦρον*, nerve: *pl.*, *Perineuria*]. The connective-tissue sheath investing each funiculus or primary bundle of nerve-fibers; as distinguished from the *endoneurium*, which extends among and around the individual fibers, and the *epineurium*, which holds together and envelops the several funiculi of the nerve trunk.
- Perinium** (*per-in'-e-um*) [*περί*, around; *ίς* (*iv*), muscle, fibrous tissue in muscle]. In biology, the outer cell-wall of the spores of *Hepatica*, often beautifully sculptured.
- Perinuclear** (*per-in-eo'-kle-ar*) [*περί*, about; *nucleus*, a kernel]. In biology, of or pertaining to the protoplasm or other substances surrounding the nucleus of a cell. Surrounding the nucleus.
- Perinycitis** (*per-in-ik'-tis*) [*περί*, around; *νύξ*, night]. Same as *Epinyctis*.
- Periocular** (*per-e-ok'-u-lar*) [*περί*, around; *oculus*, eye]. Surrounding the eye. **P. Space**, the space between the globe of the eye and the orbital walls.
- Period** (*pe'-re-ad*) [*περίοδος*, period]. The space of time during which anything is in progress or at which an event takes place. Also the menses. **P.**, **Child-bearing**, the period, from puberty to the menopause, during which the female is capable of reproducing offspring. **P.**, **Dodging**, a colloquial term for the menopause. **P.**, **Incubation**. See *Incubation*. **P.**, **Menstrual**, **P.**, **Monthly**, the act of menstruation. **P.**, **Reaction**. See *Reaction-period*. **P.**, **Respiratory**, the interval between two successive inspirations.
- Periodeusis** (*pe-re-ad-eo'-sis*) [*περιόδειν*, to go all round]. Synonym of *Quackery*.
- Periodic**, **Periodical** (*pe-re-ad'-ik*, *pe-re-ad'-ik-al*) [*περιοδικός*, periodic]. Recurring at stated periods. Having periods of recurrence and of intermission. **P. Acid**,  $H_2O_2$ . An oxyacid of iodine not yet obtained in the free state. **P. Disease**, one occurring at stated



- periods or times of the year, or one of which the manifestations recur at regular intervals, *e. g.*, the malarial fevers, relapsing fever. **P. Swelling.** See *Angio-neurotic Edema*. **P. Vomit of Leyden.** See *Angio-neurotic Edema*.
- Periodicity** (*pe-re-o-dis'-it-e*) [περίοδος, a period]. The tendency of certain diseases or morbid phenomena to recur at regular intervals.
- Periodontal** (*per-e-o-don'-tal*) [περί, around; ὀδούς, tooth]. 1. Surrounding a tooth or its root. 2. The periosteum of an alveolus, or some other membrane or tissue surrounding a tooth.
- Periodontitis** (*per-e-o-don'-til'-tis*) [περί, about; ὀδούς, tooth; ιτις, inflammation]. Inflammation of the peridental membrane, the lining membrane of the cavity of a tooth. See *Pericementitis*.
- Periodontium** (*per-e-o-don'-she-um*) [περί, around; ὀδούς, tooth]. The membrane surrounding a tooth.
- Periodoscope** (*pe-re-od'-o-skop*) [περίοδος, a period; σκοπεῖν, to inspect]. A kind of dial to show the probable time of confinement.
- Periodynia** (*per-e-o-din'-e-ah*) [περί, around; ὀδύνη, pain]. Severe general pain throughout the body.
- Periesophagitis** (*per-e-e-sof-aj'-it'-tis*). See *Periesophagitis*.
- Perionychia** (*per-e-o-nik'-e-ah*) [περί, around; ὄνυξ, nail]. Inflammation around the nails.
- Perionyx** (*per-e-on'-iks*) [περί, about; ὄνυξ (ὄνυχ-) a nail, claw, talon, hoof]. In biology, a small band of the epitrichium (eponychium) which persists across the root of the nail in the development of that organ.
- Perionyxis** (*per-e-o-niks'-is*). Synonym of *Perionychia*.
- Perioöphoritis** (*per-e-o-off-o-ri'-tis*) [περί, around; ὠόν, egg; φώρος, bearing; ιτις, inflammation]. Inflammation of the peritoneum and connective tissue covering the ovary. It may be acute or chronic, and leads to the formation of adhesions. It is usually due to tubal disease.
- Periophthalmitis** (*per-e-off-thal-mil'-tis*) [περί, around; ὀφθαλμός, eye; ιτις, inflammation]. Inflammation of the tissues surrounding the eye.
- Perioptic** (*per-e-op'-tik*) [περί, around; ὀπτικός, seeing]. 1. Surrounding the orbit, or the eye. 2. Of, or pertaining to, the tissues about the eye.
- Periopticon** (*per-e-op'-tik-on*) [περί, about; ὀπτικός, of seeing]. In biology, a complex nerve-structure just back of the basilar membrane in the eyes of insects. (S. J. Hickson.)
- Periometry** (*per-e-op-tom'-et-re*) [περί, around; ὀπτός, visible; μέτρον, measure]. The measurement of the limits of the visual field in its several dimensions. It includes, also, the detection and measurement of defects in the field of vision.
- Perioral** (*per-e-o'-ral*) [περί, around; os, oris, the mouth]. Surrounding the mouth; circumoral.
- Periorbita** (*per-e-or'-bit-ah*) [περί, around; orbita, orbit]. The periosteum of the eye-socket.
- Periorbital** (*per-e-or'-bit-al*) [περί, around; orbita, orbit]. Pertaining to the periosteum of the socket of the eye or to the tissues about the orbit.
- Periorbitis** (*per-e-or-bit'-tis*) [περί, around; orbita, orbit; ιτις, inflammation]. Inflammation of the periorbita.
- Periorchitis** (*per-e-or-ki'-tis*) [περί, around; ὄρχις, testicle; ιτις, inflammation]. Inflammation of the tissues surrounding the testicle, especially of the tunica vaginalis testis. **P. adhæsiva**, a form in which adhesions between the two layers of the tunica vaginalis are formed.
- Periosteal** (*per-e-os'-te-al*) [περί, around; ὀστέον, bone]. Pertaining to the periosteum. **P. Bone**, the bone formed by the cells of the osteogenic layer of the periosteum, as distinguished from the central spongy endochondral bone. **P. Reflex.** See *Reflexes. Table of*.
- Periosteëdema** (*per-e-os-te-e-de'-mah*) [περί, around; ὀστέον, bone; οἰδήμα, edema]. Edema of the periosteum.
- Periosteitis** (*per-e-os-te-i'-tis*). See *Periostitis*.
- Periosteoma** (*per-e-os-te-o'-mah*) [περί, around; ὀστέον, bone; ὄμα, tumor]. An osteoma developed from the periosteum.
- Perioste-o-osteomyelitis** (*per-e-os'-te-o-os'-te-o-mi-e-li'-tis*) [περί, around; ὀστέον, bone; μυελός, marrow; ιτις, inflammation]. Inflammation of the periosteum and medulla of a bone.
- Periosteophyma** (*per-e-os-te-o-fil'-mah*) [περί, around; ὀστέον, bone; φύμα, growth]. Swelling of the periosteum; also, a periosteophyte.
- Periosteophyte** (*per-e-os'-te-o-fil*) [περί, around; ὀστέον, bone; φυτόν, growth]. A morbid osseous formation upon or proceeding from the periosteum.
- Periosteosis** (*per-e-os-te-o'-sis*). Synonym of *Periostosis*.
- Periosteotome** (*per-e-os'-te-o-tōm*) [περί, around; ὀστέον, bone; τομή, a cutting]. A cutting-instrument for use in periosteotomy.
- Periosteotomy** (*per-e-os-te-o'-o-me*) [περί, around; ὀστέον, bone; τομή, a cutting]. Surgical incision of the periosteum.
- Periosteous** (*per-e-os'-te-us*). Same as *Periosteal*.
- Periosteum** (*per-e-os'-te-um*) [περί, around; ὀστέον, bone]. A fibrous membrane that invests the surfaces of bones, except at the points of tendinous and ligamentous attachment, and on the articular surfaces, where cartilage is substituted. At the attachment of tendons the periosteum blends with the fibers of the tendons. The periosteum consists of two layers, an ectal, fibrous, and an ental, osteogenic layer. The periosteum serves as a medium for the attachment of tendons, and as the means of nourishment and regeneration of bone.
- Periostitic** (*per-e-os-tit'-ik*) [περί, around; ὀστέον, bone; ιτις, inflammation]. Pertaining to, resembling, or affected with, periostitis.
- Periostitis** (*per-e-os-tit'-tis*) [περί, around; ὀστέον, bone; ιτις, inflammation]. Inflammation of the periosteum.
- P., Dental**, inflammation of the investing membrane of the roots of the teeth. **P., Diffuse**, a serious inflammation usually involving the periosteum of long bones. **P., Hemorrhagic**, a condition accompanied by bleeding between the periosteum and the bone.
- Periostoma** (*per-e-os-to'-mah*) [περί, around; ὀστέον, bone; ὄμα, tumor]. Any morbid osseous growth occurring on or surrounding a bone.
- Periostosis** (*per-e-os-to'-sis*) [περί, around; ὀστέον, bone]. The formation of periostoma. Inflammatory hypertrophy of bone.
- Periostotomy** (*per-e-os-to'-o-me*). Synonym of *Periosteotomy*.
- Periostocracal** (*per-e-os'-trak-al*) [περί, around; ὀστρακον, a shell]. Pertaining to the periostocracum.
- Periostocracum** (*per-e-os'-trak-um*) [περί, around; ὀστρακον, shell]. In biology, the horny epidermis investing the shells of molluscs.
- Periotic** (*per-e-o'-tik*) [περί, around; οὖς, ear]. 1. Situated or occurring around the ear. A term also applied to the petrous and mastoid parts of the temporal bone. 2. Of or pertaining to the region or tissues immediately about the internal or true ear. **P. Capsules**, Huxley's name for the independent cartilages that appear very early around the otocysts and later become integral parts of the primitive chondrocranium by coalescing with the occipital cartilage. It

is not known whether they represent primarily distinct skeletal pieces or merely separate centers of chondrification of a larger mesenchymal skeletal piece; probably the latter.

**Periovular** (*per-e-o'-vu-lar*) [*περί*, around; *ovum*, egg]. Surrounding the ovum.

**Peripachymeningitis** (*per-ip-ak-im-en-in-jil'-tis*) [*περί*, around; *παχύς*, thick; *μῆνις*, membrane; *ιτις*, inflammation]. Inflammation of the connective tissue between the spinal dura and the vertebrae.

**Peripancratis** (*per-ip-an-kre-at-il'-tis*) [*περί*, around; *πάγκρεας*, pancreas; *ιτις*, inflammation]. Inflammation of the tissue about the pancreas.

**Peripapillary** (*per-ip-ap'-il-a-re*) [*περί*, around; *papilla*, a papilla]. Occurring or situated around the circumference of a papilla, and especially of the optic disc.

**Peripatetic** (*per-ip-at-et'-ik*) [*περί*, about; *πατεῖν*, to walk]. Walking about, as in "walking typhoid." Also, a disciple of Aristotle, who instructed his pupils while walking.

**Peripenial** (*per-ip-e'-ne-al*) [*περί*, around; *penis*, penis]. Surrounding the penis.

**Peripetalous** (*per-ip-et'-al-us*) [*περί*, around; *πέταλον*, a leaf]. In biology, situated (a) about the petals of a flower, or (b) about the petaloid ambulacra of a sea-urchin.

**Peripetasma** (*per-ip-et-az'-mah*) [*περιπέτασμα*, a covering]. Sick-bed.

**Periphacitis** (*per-ip-a-sil'-tis*) [*περί*, around; *φακός*, crystalline lens; *ιτις*, inflammation]. Inflammation of the periphacus.

**Periphacus** (*per-ip-a'-kus*) [*περί*, around; *φακός*, crystalline lens]. The capsule surrounding the crystalline lens.

**Peripharyngeal** (*per-ip-ar-in'-je-al*) [*περί*, around; *φάρυγξ*, the throat]. In biology, surrounding the pharynx.

**Peripherad** (*per-ip'-er-ad*) [*περιφέρεια*, circumference]. Toward some peripheral part, or the peripheral aspect. See *Position and Direction*, Table of.

**Peripheral** (*per-ip'-er-al*) [*περιφέρεια*, circumference]. Pertaining to or placed near the periphery. In anatomy, pertaining to the parts, nerves, or blood-vessels located distally, in contradistinction to central. See *Position and Direction*, Table of. **P. Akinesia**, akinesia due to some lesion of the anterior cornua of the gray matter of the cord, the motor nerves, or the muscles. **P. Anesthesia**, anesthesia due to lesion of the sensory nerves or end-organs. **P. Epilepsy**, epilepsy due to lesion of the brain-cortex. **P. Neuritis**, neuritis of the peripheral nerves. **P. Organs**, in biology, organs distinctly separated from the main part of the body.

**Peripheren** (*per-ip'-er-en*) [*περιφέρεια*, circumference]. Belonging to the periphery in itself.

**Peripheric** (*per-ip'-er-ik*). Synonym of *Peripheral*.

**Peripheritis** (*per-ip'-er-i'-tis*). Synonym of *Periophthalmitis*.

**Periphery** (*per-ip'-er-e*) [*περιφέρεια*; *περί*, around; *φέρειν*, to carry]. The line bounding any surface. The ectal part in contradistinction to the ental; the surface of the body.

**Periphimosi** (*per-ip-i-mo'-sis*). Synonym of *Paraphimosis*.

**Periphelebitic** (*per-ip-leb-il'-ik*) [*περί*, around; *φλέψ*, vein; *ιτις*, inflammation]. Pertaining to, affected with, or of the nature of, periphelebitis.

**Periphelebitis** (*per-ip-leb-il'-tis*) [*περί*, around; *φλέψ*, vein; *ιτις*, inflammation]. Inflammation of the ectal coat of a vein.

**Periphoranthium** (*per-ip-or-an'-the-um*) [*περιφορά*, a circuit; *άνθος*, a flower]. See *Periclinium*.

**Periphraclolichen** (*per-ip-rak-to-li'-ken*) [*περίφρακτος*, fenced around; *λίχην*, lichen]. Circumscribed lichen. **Periphyllum** (*per-ip-il'-um*) [*περί*, around; *φύλλον*, a leaf]. See *Lodicule*.

**Periphyse** (*per'-if-iz*). Same as *Periphysis*.

**Periphysis** (*per-ip'-is-is*) [*περί*, around; *φύεσθαι*, to grow; *ph*, *Periphyses*]. In biology, one of the filamentous structures arising from the hymenium of a fungus at places where there are no asci, for example, in the region of the neck. Sometimes the periphyses protrude through the osteole. They are always present in greater or less numbers except, according to Füesting, in *Massaria*; while *Paraphyses* are absent from a number of genera both of fungi and lichens. (Bennett and Murray.)

**Periplasm** (*per'-ip-lazm*) [*περί*, around; *πλάσμα*, anything formed]. In biology, a peripheral layer of protoplasm, as that surrounding the oöspere, or the gonoplasm of the antherid, in the *Oömycetes*.

**Periplast** (*per'-ip-last*) [*περί*, around; *πλάσσειν*, to mold, form]. In biology, the periblast or matrix of a part or organ; the intercellular substance, or stroma.

**Periplastic** (*per-ip-las'-tik*) [*περί*, around; *πλάσσειν*, to mold, to form]. In biology: (a) Of or pertaining to or resembling the matrix or periplast of a part or organ: (b) The cell-substance about the nucleus or endoplasm; perinuclear protoplasm.

**Peripleuritis** (*per-ip-lu-ril'-tis*) [*περί*, around; *πλευρόν*, side; *ιτις*, inflammation]. Inflammation of the tissues surrounding the pleura.

**Peripneumonia** (*per-e-nu-mo'-ne-ah*) [*περί*, around; *πνέιμον*, lung]. See *Pneumonia*. **P. notha**, the false pneumonia of the older writers; the same as capillary bronchitis. See *Bronchitis*, *Capillary*.

**Peripneustic** (*per-e-nüs'-tik*) [*περί*, about; *πνευστικός*, of or for breathing]. In biology, applied to that state of the tracheal system in the majority of insect larvæ which undergo complete metamorphosis, in which the stigmata of those segments which in the imago carry wings, are closed, the stigmatic strands belonging to these parts being present as rudiments. Cf. *amphipneustic*, *apneustic*, *holopneustic*, *metapneustic*.

**Peripolar** (*per-ip-o'-lar*) [*περί*, around; *πόλος*, pivot]. Surrounding poles. **P. Zone**. See *Zone*.

**Periopisto** (*per-ip-or'-tal*) [*περί*, around; *porta*, door]. Surrounding the portal vein. **P. Carcinoma**, a primary carcinoma developing around the portal vein, beginning at its entrance into the liver, thence extending along the portal vessels to the remotest branches.

**Periproct** (*per'-ip-rokt*) [*περί*, around; *πρωκτός*, the anus]. In biology, the parietal region surrounding the anus in an echinoderm.

**Periproctal**, **Periproctic** (*per-ip-rok'-tal*, *per-ip-rok'-tik*) [*περί*, around; *πρωκτός*, anus]. Surrounding the anus or rectum.

**Periproctitis** (*per-ip-rok-ti'-tis*) [*περί*, around; *πρωκτός*, anus; *ιτις*, inflammation]. Inflammation of the areolar tissue about the rectum or anus.

**Periproctous** (*per-ip-rok'-tus*) [*περί*, around; *πρωκτός*, the anus]. In biology, circumanal.

**Periprostatic** (*per-ip-ros-tat'-ik*) [*περί*, around; *προστάτης*, one standing before]. Situated or occurring around the prostate.

**Periprostatitis** (*per-ip-ros-tat-i'-tis*) [*περί*, around; *προστάτης*, standing before; *ιτις*, inflammation]. Inflammation of the tissues situated around the prostate.

**Peripsyxis** (*per-ip-siks'-is*) [*περί*, around; *ψῖξ*, a cooling]. The shivering of fever; a general fall of the temperature of the body.

**Peripterous** (*per-ip'-ter-us*) [*περί*, around; *πτερόν*, a wing]. In biology, feathered on all sides, or surrounded by a wing-like expansion.



**Peripyemia** (*per-ip-i-e'-me-ah*) [*περί*, around; *πίον*, pus; *αἷμα*, blood]. Suppuration about an organ or tissue.

**Peripylephlebitis** (*per-ip-i-le-fleb-i'-tis*) [*περί*, around; *πύλη*, gate, porta; *φλέψ*, vein; *ιτις*, inflammation]. Inflammation of the tissues surrounding the portal vein, or of its ectal coat.

**Perirectal** (*per-ir-ek'-tal*) [*περί*, around; *rectum*, rectum]. Surrounding the rectum.

**Perirenal** (*per-ir-e'-nal*) [*περί*, around; *ren*, kidney]. Around the kidney.

**Perirhinal** (*per-ir-i'-nal*) [*περί*, around; *ῥίς*, nose]. Situated about the nose or nasal fossæ.

**Perirrhesis** (*per-ir-eps'-is*) [*περιρρέπειν*, to slip to one side]. The slipping of a bandage from its proper place.

**Peris** (*pe'-ris*) [*πῆρις*]. Vagina; scrotum; perineum.

**Perisalpingitis** (*per-is-al-pin-jil'-tis*) [*περί*, around; *σάλπιγξ*, tube; *ιτις*, inflammation]. Inflammation of the peritoneal covering of the oviduct.

**Perisalpinx** (*per-is-al'-pingks*) [*περί*, around; *σάλπιγξ*, tube]. The peritoneum covering the upper border of the Fallopian tube.

**Perisarc** (*per'-is-ark*) [*περί*, around; *σάρξ*, flesh]. In biology, the chitinous sheath or horny exoskeleton of a hydrozoan polyp.

**Perisarcoma** (*per-is-ar-ko'-mah*). Same as *Rhinoscleroma*.

**Perisarcous** (*per-is-ar'-kus*) [*περί*, around; *σάρξ*, flesh]. In biology, consisting of perisarc; having the character or function of perisarc.

**Periscopic** (*per-is-ko-p'-ik*) [*περί*, around; *σκοπεῖν*, to see]. Applied to lenses having a concave surface upon one side and a convex upon the other, either having the smaller radius of curvature, so that the lens may as a whole be positive or negative (concavo-convex, or convexo-concave); it is called, also, *meniscus*. The object of such lenses is to eliminate spheric aberration, and allow the observer to look more obliquely through them. **P. Ocular**. See *Ocular*.

**Periscopism** (*per'-is-ko-p'-izm*) [*περί*, around; *σκοπεῖν*, to see]. The power or faculty of periscopic vision.

**Periscythismus** (*per-is-si-thiz'-mus*) [*περί*, around; *σκυρίον*, the skull]. Scalping,—an old operation for headache.

**Perisialdochitis** (*per-is-si-al-do-ki'-tis*) [*περί*, around; *σάλων*, saliva; *δοχείον*, holder; *ιτις*, inflammation]. Inflammation of connective tissue around Stenson's duct.

**Perisigmoiditis** (*per-is-ig-moi-di'-tis*) [*περί*, around; *σίγμα*, the letter  $\varsigma$ ; *εἶδος*, like; *ιτις*, inflammation]. Inflammation of the tissues, especially the peritoneum, covering the sigmoid flexure of the colon.

**Perisinusitis** (*per-e-si-nu-sil'-tis*) [*περί*, around; *sinus*, a curve, fold; *ιτις*, inflammation]. Inflammation about a cerebral sinus.

**Perisoma** (*per-is-o'-mah*) [*περί*, around; *σῶμα*, body; *pl.*, *Perisomata*]. In biology, the body-wall of an echinoderm.

**Perisomatic** (*per-is-o-mat'-ik*) [*περί*, around; *σῶμα*, body]. In biology, of or pertaining to the body-wall of an echinoderm. **P. Plates**, portions of the coriaceous or calcareous exoskeleton of an echinoderm.

**Perisome** (*per'-is-ōm*). Same as *Perisoma*.

**Perisomial** (*per-is-o'-me-al*). Same as *Perisomatic*.

**Perisperm** (*per'-is-perm*) [*περί*, around; *σπέρμα*, the seed]. In biology, the albumin of a seed outside the embryo-sac.

**Perispermatis** (*per-is-per-mat-i'-tis*) [*περί*, around; *σπέρμα*, seed; *ιτις*, inflammation]. Inflammation around the spermathecal cord, with an effusion of fluid; a funicular hydrocele.

**Perispermic** (*per-is-per'-mik*) [*περί*, around; *σπέρμα*, seed]. In biology, characterized by perisperm.

**Perisphalsis** (*per-is-fal'-sis*). Synonym of *Circumduction*.

**Perispheric** (*per-is-fer'-ik*) [*περί*, around; *σφαῖρα*, sphere]. Having the form of a ball; globular.

**Perisphinxis** (*per-is-finks'-is*) [*περί*, around; *σφίγξις*, constriction]. Ligation.

**Perisplenic** (*per-is-plen'-ik*) [*περί*, around; *σπλήν*, spleen]. Situated or occurring near the spleen.

**Perisplenitis** (*per-is-ple-nil'-tis*) [*περί*, around; *σπλήν*, spleen; *ιτις*, inflammation]. Inflammation of the serous or peritoneal coat of the spleen.

**Perispore** (*per'-is-por*) [*περί*, around; *σπόρος*, seed]. In biology, the limiting membrane of a spore.

**Perissad** (*per-is'-ad*) [*περισσός*, odd, not even]. Any atom or element of uneven quantivalence, *e.g.*, nitrogen, capable of grasping three or five, boron three, and chlorine one, monad atom. In biology, a perissodactyl.

**Perissodactyl** (*per-is-o-dak'-til*) [*περισσός*, beyond the regular number, odd; *δάκτυλος*, finger]. In biology, an odd-toed quadruped; a member of well-defined groups of ungulate mammals, the only living representatives of which are the tapirs, rhinoceroses, and horses, which are but the surviving remnants of a very extensive and much varied assemblage of animals which flourished during the tertiary period.

**Perissodactylous** (*per-is-o-dak'-til-us*) [*περισσός*, odd; *δάκτυλος*, digit]. Resembling a perissodactyl.

**Perissoma** (*per-is-o'-mah*) [*περισσός*, odd, superfluous; *μα*, tumor]. An excrescence.

**Peristalsis** (*per-is-tal'-sis*) [*περί*, around; *στάσις*, constriction]. The peculiar movements of the intestine and other tubular organs, consisting in a vermicular shortening and narrowing of the tube, thus propelling the contents onward. It is due to the successive contractions of bundles of longitudinal and circular muscular fibers. See *Antiperistalsis*, *Aperistalsis*, *Dysperistalsis*, *Euperistalsis*. **P., Reversed**, peristaltic movement opposite to the normal direction.

**Peristaltic** (*per-is-tal'-tik*) [*περί*, around; *στάσις*, constriction]. Pertaining to or resembling peristalsis. **P. Movements**, vermicular movements of hollow viscera. **P. Unrest**, an extremely common and distressing symptom of neurasthenia. It consists of increased peristaltic movements of the stomach coming on shortly after eating, with borborygmi and gurgling. **P. Wave**, the wave produced by the rapid advance of the peristaltic movements.

**Peristaphyleus** (*per-is-taf-il-e'-us*) [*περί*, around; *σταφυλή*, uvula]. A muscle connected with the uvula. **P. externus**, **P. inferior**, the abductor of the Eustachian tube. **P. internus**, **P. superior**, the levator palati. See *Muscles*, *Table of*.

**Peristaphyline** (*per-is-taf-il-in*) [*περί*, about; *σταφυλή*, uvula]. Pertaining to or situated near the uvula.

**Peristaphylo-pharyngeus** (*per-is-taf-il-o-far-in-jel'-us*) [*περί*, around; *σταφυλή*, uvula; *φάρυγξ*, pharynx]. The palato-pharyngeus muscle. See *Muscles*, *Table of*.

**Peristem** (*per'-is-tem*). An abbreviation of *Perimeristem*.

**Peristethium** (*per-is-te'-the-um*) [*περί*, around; *στήθος*, the breast; *pl.*, *Peristethia*]. See *Mesosternum*.

**Peristole** (*per-is'-to-le*) [*περιστολή*]. Peristalsis.

**Peristoma** (*per-is'-to-mah*). See *Peristome*.

**Peristomal** (*per-is-to'-mal*) [*περί*, around; *στόμα*, mouth]. Surrounding the mouth.

**Peristomatic** (*per-is-to-mat'-ik*) [*περί*, around; *στόμα*, mouth]. In biology, pertaining to the peristome.

**Peristome** (*per'-is-tōm*) [*περί*, around; *στόμα*, the mouth]. In biology: (a) the parietal region surrounding the mouth, as the oral disc of a polyp; (b) the

fringe of hair-like appendages about the orifice of a moss capsule.

**Peristomial** (*per-is-to'-me-al*) [*περί*, around; *στόμα*, mouth]. In biology: (a) pertaining to a peristome; (b) situated around the mouth.

**Peristomium** (*per-is-to'-me-um*) [*περί*, around; *στόμα*, a mouth; *pl.*, *Peristomia*]. In biology, a peristome.

**Peristroma** (*per-is-tro'-mah*) [*περί*, around; *στρώμα*, covering]. The internal layer of a tube-like organ. The villous coat of the intestines.

**Perisynovial** (*per-is-i-no'-ve-al*) [*περί*, around; *σύν*, with; *ώον*, egg]. Situated or occurring around a synovial membrane.

**Peristystole** (*per-is-is'-to-le*) [*περί*, around; *συστολή*, contraction]. The slight interval between the systole and diastole.

**Peritendineum** (*per-it-en-din'-e-um*) [*περί*, around; *tendo*, tendon]. The tissue surrounding the tendons like a sheath.

**Periterion** (*per-it-e'-re-on*). Synonym of *Trephine*.

**Peritestic** (*per-it-es'-tis*) [*περί*, around; *testis*, testicle]. The tunica albuginea.

**Perithece** (*per'-ith-ēs*). Same as *Perithecium*.

**Perithelial** (*per-ith-e'-se-al*) [*περί*, around; *θήκη*, cover]. Pertaining to or of the nature of a perithecium.

**Perithecium** (*per-ith-e'-se-um*) [*περί*, around; *θήκη*, cover; *pl.*, *Perithecia*]. In biology, the envelop covering the fructification of various species of fungus. The flask-shaped organs seen in ergot are perithecia. The receptacle for the asci in *Ascomycetes* and lichens.

**Perithelium** (*per-ith-e'-le-um*) [*περί*, around; *θήλη*, nipple]. The layer of cells surrounding the capillaries and smaller vessels.

**Perithoracic** (*per-ith-o-ras'-ik*) [*περί*, around; *θώραξ*, thorax]. Situated or occurring around the thorax.

**Perithral Cells** (*per-ith'-ral*). Plasma-cells surrounding the walls of blood-vessels.

**Perithyroiditis** (*per-ith-i-roid-i'-tis*) [*περί*, around; *θυρεός*, shield; *ειδος*, like; *ιτις*, inflammation]. Inflammation of the capsule of the thyroid gland.

**Peritomist** (*per-it'-o-mist*) [*περί*, around; *τομή*, a cutting]. A circumciser. One who practises peritomy.

**Peritomy** (*per-it'-o-me*) [*περί*, around; *τομή*, a cutting]. 1. The removal of a riband of conjunctival and subconjunctival tissue from about the cornea, for the relief of pannus. 2. Circumcision.

**Peritonæum** (*per-it-on-e'-um*). See *Peritoneum*.

**Peritoneal** (*per-it-on-e'-al*) [*περιτόναιον*, peritoneum]. Pertaining to the peritoneum. **P. Cavity**, the space within the peritoneal folds. **P. Fever**. Synonym of *Peritonitis*.

**Peritonealgia** (*per-it-on-e-al'-je-ah*) [*περιτόναιον*, peritoneum; *άλγος*, pain]. Neuralgia of the peritoneum.

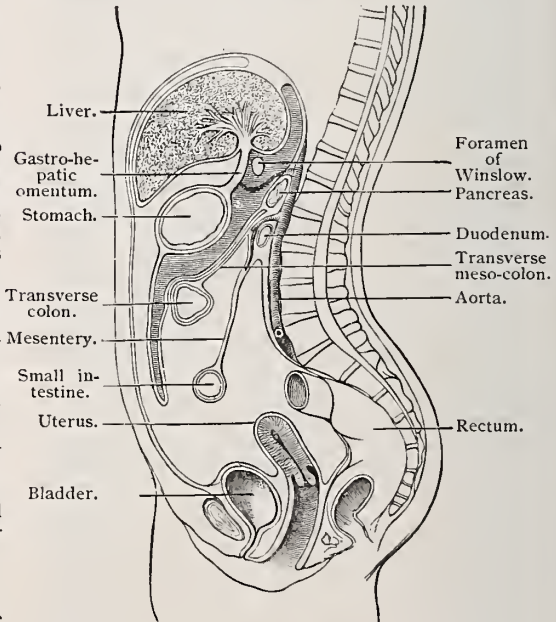
**Peritoneoclysis**, **Peritoneoklysis** (*per-it-o-ne-ok'-lis-is*) [*περιτόναιον*, peritoneum; *κλίσσις*, injection]. The injection of liquids into the peritoneal cavity.

**Peritoneorrhesis** (*per-it-on-e-or-eks'-is*) [*περιτόναιον*, peritoneum; *ρήξις*, rupture]. Rupture of the peritoneum.

**Peritoneotomy** (*per-it-on-e-o'-o-me*) [*περιτόναιον*, peritoneum; *τομή*, a cutting]. Incision into the peritoneum.

**Peritoneum** (*per-it-on-e'-um*) [*περί*, around; *τείνειν*, to stretch]. The serous membrane lining the interior of the abdominal cavity and surrounding the contained viscera. The peritoneum forms a closed sac, but is rendered complex in its arrangement by numerous foldings produced by its reflection upon the viscera. In tracing its extension we may begin at the diaphragm and take two layers. From the diaphragm two layers of peritoneum proceed to the liver, forming its *lateral ligaments*; they separate to enclose the liver, meet again

on its under aspect, and pass on, as the *gastro-hepatic omentum*, to the lesser curvature of the stomach. Separating here, they embrace the stomach, and, meeting again at its greater curvature, pass down, like an apron, in front of the small intestine, forming the *great omentum*. At the lower edge of the latter they are reflected upward as far as the transverse colon, which they enclose, meeting again at the back of the colon, and proceeding to the spine as the *transverse mesocolon*. Here the two layers diverge; the upper ascends in front of the pancreas to the under surface of the diaphragm, the starting-point. The lower layer is reflected from the spine, over the small intestines, and back again to the spine, to form the *mesentery*. From the root of the mesentery it passes into the pelvis, invests the upper part of the rectum, and is thence reflected on the bladder, forming between the two the *recto-vesical pouch*. In the female it is reflected from the rectum to the upper part of the vagina, and thence



PERITONEUM, VERTICAL SECTION. (Allen Thomson.)

over the uterus, from which it proceeds to the bladder. Two pouches are thus formed, the *recto-uterine*, or *Douglas's pouch*, and the *vesico-uterine*; between the sides of the uterus and the sides of the pelvic cavity it forms two additional folds, the *broad ligaments*. From the bladder it passes up the anterior wall of the abdomen to the diaphragm. From the cardiac end of the stomach two layers proceed to the spleen, enclosing it, and forming the *gastro-splenic omentum*. A few minor folds need yet to be mentioned—the *hepato-renal*, passing from the right lobe of the liver to the kidney; the *gastro-phrenic*, from the diaphragm to the cardiac extremity of the stomach; the *costo-colic*, from the diaphragm to the splenic flexure of the colon. The following structures are completely invested by peritoneum:—The stomach, liver, spleen, first portion of the duodenum, the jejunum, the ileum, transverse colon, sigmoid flexure, the upper part of the rectum, and of the uterus, and the ovaries.

**Peritonism** (*per'-it-on-izm*) [*περιτόναιον*, peritoneum]. A form of pseudo-peritonitis, in which apparently perito-



nitic symptoms yield readily to treatment. Also, the complexus of symptoms occurring during peritonitis.

**Peritonitic** (*per-it-on-īl'-ik*) [*περιτόνιαιον*, peritoneum; *ιτις*, inflammation]. Pertaining to or affected with peritonitis.

**Peritonitis** (*per-it-on-ī'-tis*) [*περιτόναιον*, peritoneum; *ιτις*, inflammation]. Inflammation of the peritoneum. It may be acute or chronic, general or local. **P.**, **Acute**, is sudden in its onset, with agonizing pain that compels the patient to remain in bed on his back with the shoulders raised and the knees and hips flexed—the characteristic position. The pulse is small, hard, and wiry; there is some fever; and the abdomen becomes tense and tympanitic. Acute peritonitis may terminate in death, recovery, or chronic peritonitis. **P.**, **Adhesive**, peritonitis with adhesion between the parietal and visceral layers. **P.**, **Carcinomatous**, that due to carcinoma of the membrane. **P.**, **Chronic**, a form that has no well-defined symptoms; there is tenderness, pain not so acute, impairment of appetite, and constipation. Fluid may be present in the abdominal cavity and adhesions may form. This chronic form usually follows an acute attack, but may develop insidiously. It is often tuberculous. **P.**, **Circumscribed**, that limited to a part of the membrane. **P.** **deformans**, chronic peritonitis accompanied by thickening and contraction of the mesentery and omentum. **P.**, **Diaphragmatic**, inflammation of the peritoneum covering the under surface of the diaphragm. **P.**, **Diffuse**, a form affecting the entire peritoneum. **P.**, **Encysted**, a collection of serum or pus surrounded by peritoneal adhesions. **P.**, **Hemorrhagic**, peritonitis with hemorrhages into the membrane; it may lead to the formation of a so-called hematoma. **P.**, **Pelvic**. See *Perimetritis*. **P.**, **Perforative**, peritonitis due to perforation of a hollow viscus, an abscess, or a cyst, and the extrusion of the contents into the cavity of the peritoneum. **P.**, **Phlegmonous**. Synonym of *P.*, *Purulent*. **P.**, **Puerperal**, that following septic infection in the woman in childbirth. It rapidly ends in death from asthenia. **P.**, **Purulent**, peritonitis accompanied by the production of pus. **P.**, **Pyemic**, peritonitis due to the localization of pyogenic microorganisms in the peritoneum. **P.**, **Rheumatic**, a peritonitis occurring in the course of acute rheumatic fever. **P.**, **Septic**, peritonitis due to the microorganisms of suppuration. **P.**, **Specific**, that due to tuberculosis or syphilis, though the term is usually limited to the latter condition. **P.**, **Syphilitic**, an indurative form due to syphilis. **P.**, **Tuberculous**, that form due to the deposit of miliary tubercles upon the peritoneum. According to Fagge, it is more common in children than in adults, and in men than in women. It is insidious in onset, is attended with great emaciation and the effusion of considerable lymph and fluid. The omentum is always much thickened.

**Peritonissilar** (*per-it-on-ī'-sil-ar*) [*περί*, around; *tonsilla*, tonsil]. Occurring or situated around or near the tonsil.

**Peritonissilitis** (*per-it-on-ī'-sil-ī'-tis*) [*περί*, about; *tonsilla*, tonsil; *ιτις*, inflammation]. Inflammation of the tissues surrounding the tonsil.

**Peritracheal** (*per-it-ra'-ke-al*) [*περί*, around; *τραχεία*, trachea]. Surrounding the trachea.

**Peritracheitis** (*per-it-ra-ke-ī'-tis*) [*περί*, around; *τραχεία*, trachea; *ιτις*, inflammation]. Inflammation of the connective tissue about the trachea.

**Peritrema** (*per-it-re'-mah*). Same as *Peritrema*.

**Peritrematous** (*per-īt-re'-mat-us*) [*περί*, around; *τρήμα*, a hole]. In biology, surrounding a hole; pertaining to a peritrema.

**Peritrema** (*per'-it-rēm*) [*περί*, around; *τρήμα*, a hole]. In biology, the margin of a spiracle of an insect or of the orifice of a univalve shell.

**Peritrichous** (*per-it'-rik-us*) [*περί*, around; *θρίξ* (*τριχ*-), a hair]. In biology, having a band of cilia around the body.

**Peritroch** (*per'-it-rok*) [*περί*, around; *τροχός*, a wheel]. In biology: (a) a circlet of cilia; (b) an embryo bearing such a circlet.

**Peritrochal** (*per-it-ro'-kal*) [*περί*, around; *τροχός*, a wheel]. Pertaining to a peritroch.

**Peritropal** (*per-it'-ro-pal*). Same as *Peritropous*.

**Peritrope** (*per-it'-ro-pe*) [*περί*, around; *τρέπιν*, to turn]. A synonym of *Circulation*.

**Peritropous** (*per-it'-ro-pus*) [*περί*, around; *τρέπιν*, to turn]. In biology, horizontal in the pericarp, as a seed.

**Perittoma** (*per-it-to'-mah*). Synonym of *Perissoma*.

**Perityphlitic** (*per-it-īf-lī'-ik*) [*περί*, around; *τυφλός*, cecum; *ιτις*, inflammation]. Of the nature of or affected with perityphlitis.

**Perityphlitis** (*per-it-īf-lī'-tis*) [*περί*, around; *τυφλός*, cecum; *ιτις*, inflammation]. Inflammation of the peritoneum surrounding the cecum. This is a disease most frequently encountered in the young and in males. It is usually due to some inflammatory disease of the vermiform appendix. It is marked by pain in the right iliac fossa, and a tumor, elongated, sausage-shaped, dull on percussion, and very tender, in the same region. It may give rise to general peritonitis from escape of pus into the general peritoneal cavity. The abscess may burst through the abdominal wall, into the bowels, bladder, or pleural cavity.

**Periurethritis** (*per-e-u-re-thrī'-tis*) [*περί*, around; *ουρήθρα*, urethra; *ιτις*, inflammation]. Inflammation of the connective tissue about the urethra.

**Periuterine** (*per-e-u'-ter-in*) [*περί*, around; *uterus*, uterus]. Situated or occurring around the uterus.

**Perivaginitis** (*per-iv-aj-in-ī'-tis*). Synonym of *Parametritis*.

**Perivascular** (*per-iv-as'-ku-lar*) [*περί*, around; *vasculum*, a vessel]. Surrounding or enclosing a vessel.

**Perivascutitis** (*per-iv-as-ku-lī'-tis*) [*περί*, around; *vasculum*, vessel; *ιτις*, inflammation]. Inflammation of the vessel-walls, or of the perivascular sheaths.

**Perivenous** (*per-iv-e'-nus*) [*περί*, around; *vena*, vein]. Investing or surrounding a vein; occurring around a vein.

**Perivesical** (*per-iv-es'-ik-al*) [*περί*, around; *vesica*, bladder]. Situated about or surrounding the bladder.

**Perivisceral** (*per-iv-is'-er-al*) [*περί*, around; *viscus*, viscus]. Surrounding a viscus or viscera; occurring about a viscus.

**Perivitelline** (*per-iv-it'-el-in*) [*περί*, around; *vitellus*, yolk]. Surrounding the vitellus or yolk. **P.** **Space**, the space between the zona pellucida and the vitellus.

**Perizoma** (*per-iz-o'-mah*) [*περί*, around; *ζώνη*, girdle]. 1. A girdle, *q. v.*; also, a truss. 2. Herpes zoster.

**Perizonium** (*per-iz-o'-ne-un*) [*περί*, around; *ζώνη*, girdle; *pl.*, *Perizonia*]. In biology, the thin non-silicious membrane of a young auxospore in the *Diatomaceae*.

**Perizostra** (*per-iz-os'-trah*) [*περιζώστρα*, a belt]. A bandage, especially for the head or trunk.

**Perkin's Violet**. Same as *Mauvein*.

**Perkinism** (*per'-kin-izm*) [after Elisha Perkins, the originator of the method]. Also called *Tractoration*. A method of empiric treatment devised by a Connecticut physician. It consists in drawing over the affected part the extremities of two rods ("metallic tractors") of different metals. Cf. *Metallotherapy*.

**Perkinist** (*per'-kin-ist*) [after Elisha Perkins, an

- American physician]. A believer in, or practiser of, Perkinism.
- Perkinistic** (*per-kin-is'-tik*) [after Elisha Perkins, an American physician]. Pertaining to Perkinism.
- Perla** (*per'-lah*) [L.: *pl.*, *Perlae*]. Pearl. **Perlæ** *textiles*, small pearls sometimes used in pharmacy.
- Perlèche** (*la*) (*lah pār-lash*) [Fr.]. A peculiar contagious disease of the mouth occurring in children, and first described by Lemaistre in 1886. It consists in a thickening and peeling off of the epithelium at the angles of the mouth, with occasionally the formation of small fissures, giving rise to a smarting sensation in the lips. The disease is probably microbic in origin, numerous spherobacteria being found in the thickened epithelium. The microorganisms are probably derived from drinking-water.
- Perles' Anemia-bodies**. Small club-shaped, actively motile bodies, 3-4  $\mu$  in length, found by Perles in the blood in three cases of pernicious anemia.
- Perles, Lænnec's**, the rounded gelatinous masses of sputum seen in the early stage of an attack of bronchial asthma.
- Perlia, Central Nucleus of**. The nuclear center for ocular movement.
- Permanent** (*per'-man-ent*) [*permanens*, remaining]. Lasting indefinitely; fixed; enduring. In biology, always present in a species or group. **P. Blue**. Same as *French Blue*. **P. Teeth**, the teeth of the second dentition. See *Teeth*. **P. White**. See *Pigments, Conspectus of*.
- Permanganate** (*per-man'-gan-āt*) [*per*, through; *manganese*]. A salt of permanganic acid. See *Manganese*.
- Permanganic** (*per-man-gan'-ik*) [*per*, through; *manganese*]. Obtained from manganese. **P. Acid**,  $\text{HMnO}_4$ ; a monobasic acid occurring chiefly as a salt.
- Permeable** (*per'-me-a-bl*) [*per*, through; *meare*, to pass]. Capable of affording passage. **P. Stricture**, a stricture that permits the passage of an instrument.
- Permutation** (*per-mu-ta'-shun*) [*per*, through; *mutare*, to change]. The reciprocal substitution between two compounds of one element or radicle for another.
- Pernicious** (*per-nish'-us*) [*perniciōsus*, destructive]. That which is highly destructive or mischievous. **P. Anemia**, a disease of the blood characterized by a great diminution in the number of red corpuscles, and a relatively smaller diminution of the hemoglobin, by the presence in the blood of poikilocytes, macrocytes, microcytes, and nucleated red corpuscles. The diminution in red corpuscles exceeds that met with in any other disease—the number may fall below 400,000. A case is reported in which the red corpuscles numbered only 143,000 in the cu. mm. As regards the etiology of the disease, two varieties must at present be admitted—a *symptomatic* and an *idiopathic*. A symptomatic pernicious anemia, one in which the blood presents characters indistinguishable from those of the idiopathic form, may be produced by parasites in the intestinal canal, such as the *Dochmius duodenalis*, *Trichocephalus hominis*, or the *Bothriocephalus latus* (Cf. *Parasites (Animal), Table of*), by atrophy of the gastric mucous membrane, and by hemorrhage. The nature of primary pernicious anemia is still obscure. Many believe that the disease is dependent upon increased hemolysis, *i. e.*, blood-destruction. In favor of this view, is the presence in the liver and spleen of cases that have died from the disease, of large quantities of iron, clearly derived from the blood. The hemolytic agent, according to Hunter, is a poison, in all probability of specific origin, absorbed from the intestinal canal. Others ascribe the impoverished state of the blood to imperfect hemogenesis, adducing poikilocytosis and the presence of nucleated corpuscles, in proof. While defective hemogenesis may play a rôle, it is probable that increased hemolysis is the more important factor. The pathologic lesions found, are a yellow color of the skin, fatty degeneration of the liver and heart, deposits of iron in the spleen and liver, peculiar changes in the spinal cord, hemorrhages into the retina; more rarely hemorrhages into the stomach, serous membranes, and lungs, and occasionally an embryonal state of the bone-marrow. The symptoms of the disease are those of a profound anemia, with the blood-changes noted in the definition; there is not much wasting; the skin is of a lemon-yellow color; febrile movements may occur; also retinal hemorrhages as well as hemorrhages elsewhere; the urine is frequently of a dark color due to an excess of urobilin. The disease, most common in middle life, is usually fatal, although recoveries are reported in several instances, under the influence of large doses of arsenic. Intestinal antiseptics are suggested on the ground that the disease is the result of autoinfection from the alimentary tract. **P. Malaria**. See *Malaria*.
- Pernio** (*per'-ne-o*). Synonym of *Chilblain*.
- Pernoctation** (*per-nok-ta'-shun*) [*pernoctatio*, wakefulness]. Wakefulness; insomnia.
- Pero** (*pe'-ro*) [*pero*, boot]. The soft ectal layer of the olfactory bulb whence the olfactory nerves arise.
- Perobrachia** (*pe-ro-bra'-ke-ah*). See *Perobrachius*.
- Perobrachius** (*pe-ro-bra'-ke-us*) [*πῆρος*, maimed; *βραχίον*, arm]. A developmental defect in which the forearms and hands are malformed or wanting.
- Perocephalus** (*pe-ro-sef'-al-us*) [*πῆρος*, maimed; *κεφαλή*, head]. A monster with an abnormality of the conformation of the head.
- Perocheirus, Perochirus** (*pe-ro-ki'-rus*) [*πῆρος*, maimed; *χείρ*, hand]. A defect in the development consisting in absence or stunted growth of the hand.
- Perocormus** (*pe-ro-kor'-mus*) [*πῆρος*, maimed; *κορμός*, trunk]. A monster characterized by defective development of the trunk.
- Perodactylia** (*pe-ro-dak'-til'-e-ah*) [*πῆρος*, maimed; *δάκτυλος*, finger]. Defective development of the fingers or toes.
- Perodactyly** (*pe-ro-dak'-til-e*). Same as *Perodactylia*.
- Perodynia** (*pe-ro-din'-e-ah*) [*πήρα*, pouch; *ὀδύνη*, pain]. Cardialgia.
- Perogaster** (*pe-ro-gas'-ter*) [*πήρα*, a pouch or wallet; *γαστήρ*, stomach]. In biology, the coronal intestine or circumferential sinus of gastric pouches in the *Peromyscus*.
- Peromelia** (*pe-ro-me'-le-ah*) [*πῆρος*, maimed; *μέλος*, limb]. Teratic malformation of the limbs.
- Peromelus** (*pe-rom'-el-us*) [*πῆρος*, maimed; *μέλος*, limb]. A monster with deficient, stunted, or misshapen limbs.
- Peronæus** (*per-o-ne'-us*). Same as *Peroneus*.
- Peronarthrosis** (*per-on-ar-thro'-sis*) [*περόνη*, pin; *ἄρθρον*, joint]. A joint in which the articular surfaces are both concave and convex, as in the carpo-metacarpal joint of the thumb.
- Peronate** (*per'-o-nāt*) [*peronatus*, rough-booted]. In biology, having the stipe thickly covered with a mealy or woolly substance.
- Perone** (*per'-o-ne*) [*περόνη*, pin]. The fibula.
- Peroneal** (*per-o-ne'-al*) [*περόνη*, pin]. Pertaining, or relating, to the fibula. **P. Artery**. See *Arteries, Table of*. **P. Nerve**. See *Nerves, Table of*. **P. Reflex**. See *Reflexes, Table of*.
- Peroneo-** (*per-o-ne'-o-*) [*περόνη*, *peroneus*, fibula]. A prefix denoting connection with or relation to the fibula.
- Peroneo-calcaneus** (*per-o-ne'-o-kal-ka'-ne-us*) [*περόνη*,



'pin; *calx*, heel]. Pertaining to the fibula and the os calcis. **P. externus anterior.** See *Muscles*, *Table of*. **P. internus.** See *Muscles*, *Table of*.

**Peroneo-phalangeus** (*per-o-ne'-o-fa-lan-je'-us*) [περ-ώνη, pin; φάλαγξ, phalanx]. The muscle in lower animals corresponding to the tibialis anticus in man.

**Peroneo-præphalangeus** (*per-o-ne'-o-pre-fa-lan-je'-us*) [περ-ώνη, pin; *præ*, before; φάλαγξ, phalanx]. The muscles in lower animals corresponding to the peroneus brevis in man.

**Peroneo-tibialis** (*per-o-ne'-o-tib-e-a'-lis*). See *Muscles*, *Table of*.

**Peroneum** (*per-o-ne'-um*). Synonym of *Perone*.

**Peroneus** (*per-o-ne'-us*) [περ-ώνη, pin]. Pertaining to the fibula. **P. Muscle.** See *Muscles*, *Table of*.

**Peronia** (*pe-ro'-ne-ah*) [πῆρουν, to maim]. Mutilation; malformation.

**Peronium** (*per-o'-ne-um*) [περ-ώνη, a brooch, a pin; *pl.*, *Peronia*]. In biology, one of the processes of the urticating-ring of the umbrellamargin in *Narcomedusa* called the "umbrella-clasp," which divides it into a number of collar lobes.

**Peronodactylus** (*per-o-no-dak-til'-e-us*) [περ-ώνη, pin; δακτύλος, finger]. Synonym of flexor longus digitorum muscle. See *Muscles*, *Table of*.

**Peronospora** (*per-o-nos'-po-ra'h*) [περ-ώνη, point; σπόρος, spore]. A genus of fungi, of which there are some seventy species recognized under the general name of downy mildews (*q. v.* under *Mildew*), among which **P. viticola**, parasitic on the grape, is the most destructive. The cholera-microbe of Ferran has been referred to **P. ferrani** or **P. barcinonæ**, and the yellow-fever microörganism of Carmona y Valle to **P. lutea**.

**Peroplasia** (*pe-ro-pla'-ze-ah*) [πῆρος, maimed; πλάσσειν, to mold]. A malformation due to an error of development.

**Peropus** (*pe'-ro-pus*) [πῆρος, maimed; πούς, foot]. A developmental defect in which the feet are malformed.

**Perosis** (*pe-ro'-sis*) [πῆρος, maimed]. The condition of abnormal or defective formation.

**Perosomus** (*pe-ro-so'-mus*) [πῆρος, maimed; σῶμα, body]. A monster presenting malformation of the entire body.

**Perosplanchnica** (*pe-ro-splan'-nik-ah*) [πῆρος, maimed; σπλάγχνον, viscus]. Malformation of the viscera.

**Peroxid** (*per-oks'-id*) [*per*, through; ὀξύς, sharp]. That oxid of any base which contains the most oxygen. **P. of Hydrogen.** See *Hydrogen*.

**Perpendicular** (*per-pen-di'-u-lar*) [*perpendicularis*, vertical]. A term applied to a line or plane, forming a right angle with another line or plane. **P. Plate**, the mesal vertical plate of the ethmoid bone.

**Perplication** (*per-plik-a'-shun*) [*per*, through; *plicare*, to fold]. Folding or turning an incised vessel upon or within itself by drawing its end through an incision in its own wall.

**Perradial** (*per-ra'-de-al*) [*per*, through; *radius*, a ray]. In biology, primarily or fundamentally radial.

**Perradius** (*per-ra'-de-us*) [*per*, through; *radius*, ray; *pl.*, *Perradii*]. In biology, one of the primary radial structures of a hydrozoan.

**Perrigation** (*per-rig-a'-shun*) [*per*, through; *irrigare*, to irrigate]. The name given to the method of open drainage in empyema. There is a continuous evacuation of the pus by means of single or double openings in the chest at different or opposite points, selected with the view of securing the advantage of gravity. The tubes, when situated at opposite points, allow of injections of antiseptic fluids to irrigate the whole pleural space.

**Perry** (*per'-e*) [*Fr.*, *poire*, pear]. Pear-cider.

**Persecution** (*per-se-ku'-shun*) [*persecutio*, a pursuit]. Persistent or repeated injury of any kind. **P., Delusions of**, the imaginary belief of an individual that he is being persecuted. **P.-mania**, monomania characterized by doubt, suspicion, and a belief on the part of the patient that he is subject to, or the victim of, some conspiracy.

**Persecutory Insanity.** See *Persecution-mania*.

**Perseïte** (*per'-se-it*),  $C_7H_{16}O_7$ . An heptahydric alcohol found in the leaves and seeds of *Laurus persea*. It crystallizes in needles, melting at  $184^\circ C$ .

**Persian** (*per'-shan*) [Περσός, Persia]. Pertaining to Persia. **P. Pellitory.** See *Pyrethrum roseum*. **P. Red.** Same as *Ocher*.

**Persicot** (*per'-sik-ot*) [*Fr.*; *persicum*, peach]. A cordial, or *liqueur*, of alcohol flavored with peach-stones and various aromatics.

**Persimmon** (*per-sim'-on*) [*Amer. Ind.*]. The tree *Diospyros virginiana*; also its fruit, edible when fully ripe, but otherwise highly astringent; it is useful in diarrheas. From the fruit a beer is made, and whisky is distilled. Unof.

**Persio** (*per'-se-o*). See *Cudbear*.

**Persistent** (*per-sis'-tent*) [*persistere*, to persist]. Constant; not undergoing any diminution or cessation.

**Person** (*per'-son* or *per'-sn*) [*persona*, a mask for actors, hence a personage]. In biology, an independent and indivisible organic unit, a complete individual from a morphologic and physiologic standpoint. Among simpler animals we have to do with structures which from their development must be termed individuals, but which are fused into a common stock, forming what is known as a colony, to which they are related physiologically, as organs are to an organism. The individuals of such stocks are, however, generally not similar, but as a consequence of more or less division of labor, dimorphism or polymorphism takes place; we may thus distinguish: (1) sterile *nutritive persons*, or *protective persons*, which perform the functions of taking in food, of digestion, of protection, touch, locomotion, etc., *e. g.*, the so-called "protective," or "bract," the "gastric peduncle," the "tentacle," or capturing filament, the "taster," "feeler," or "palpon," the "swimming bell" or "nectophore" of a siphonophore; (2) *Sexual persons* or gonophores, to which belong exclusively the function of forming the sexual products. They are male or female. These heteromorphic individuals are frequently arranged in groups called *comidia*, and then again into *siphonanth*, *q. v.* On the other hand the same groups of organs or similar parts of the same organ may be repeated in a radial or longitudinal direction; the body thus obtains a segmentation and is divisible into sections (see *antimere*, *metamere*, *paramere*, *proglottis*, *strobila*), or segments which may in structure and function appear completely equivalent and represent *persons* or individuals of a lower order, which on a severance of their mutual connection can acquire independence and remain alive for a longer or shorter period.

**Personal** (*per'-son-al*) [*persona*, a person]. Pertaining to a person. **P. Equation**, the peculiar difference of each individual in his reaction to various orders of stimuli. **P. Identity.** See *Identity*.

**Personate** (*per'-son-at*) [*personatus*, assumed, counterfeited, masked]. In biology, masked; applied to labiate flowers in which the throat is closed by a projection of the lower lip called the palate; or to animals having the face colored so as to suggest a mask.

**Perspicil** (*per'-spis-il*). Same as *Perspicillum*.

**Perspicillum** (*per-spis-il'-e-um*) [*perspicere*, to see through]. An eyeglass, a microscope. In the plural spectacles.

- Perspiration** (*per-spi-ra'-shun*) [*perspiratio*; *perspirare*, to perspire]. Excretion of liquid from the skin, mainly by sweat-glands; sweating. The liquid so excreted; the sweat.
- Perspiratory** (*per-spi'-ra-to-re*) [*perspirare*, to perspire]. Pertaining to perspiration. Causing perspiration.
- Perspire** (*per-spir'*) [*perspirare*, to perspire]. To sweat; to evacuate the fluids of the body through the emunctories of the skin.
- Persultation** (*per-sul-ta'-shun*) [*persultare*, to leap]. A sudden, profuse sweat.
- Perturbation** (*per-ter-ba'-shun*) [*perturbatio*; *perturbare*, to disturb]. Restlessness or inquietude. The employment of means that arrest or modify the development of a morbid state.
- Pertusate** (*per-tul'-sāt*) [*pertundere*, to bore through]. In biology, having a perforated apex.
- Pertuse** (*per-tūs'*) [*per*, through; *tundere*, to strike]. In biology, having perforations, holes, or slits.
- Pertusorium** (*per-tus-o'-re-um*) [*pertundere*, to pierce]. An instrument for perforating the fetal membranes.
- Pertussal** (*per-tus'-al*) [*per*, intensive; *tussis*, a cough]. Pertaining to or of the nature of whooping-cough.
- Pertussis** (*per-tus'-is*) [*per*, through; *tussis*, cough]. Whooping-cough, a contagious disease, confined usually to childhood and youth, and marked by spasmodic coughing ended by a "whoop," and sometimes by vomiting. Its course lasts usually for a period of six or seven weeks. It is rarely fatal. It is divided into a *catarrhal* or *prodromal* stage, and a *paroxysmal* stage. The period of incubation is about two weeks. During the height of the disease, hemorrhages may occur from the nose, mouth, or ears, or into the subconjunctival tissues, even into the brain or its meninges. Bronchopneumonia is a frequent complication. Afanasiew has found a small bacillus in the expectoration, which he considers the etiologic factor. The presence of this bacillus has been confirmed by others. See *Bacillus tussis convulsivæ* under *Bacteria*, *Synonymatic Table of*.
- Peru**, **Balsam of**. See *Balsam*.
- Perulate** (*per'-u-lāt*) [*perula*, a scale]. In biology, having scales (*perulæ*), such as bud-scales.
- Perule** (*per'-ūl*) [*πίρα*, a purse, wallet]. In biology, a bud-scale.
- Peruvian** (*pe-ru'-ve-an*) [*Peru*]. Pertaining to Peru.
- P. Bark**. See *Bark*, *Peruvian*, and *Cinchona*.
- P. Wart**. See *Verruga peruana* and *Bacillus of Verruga peruana* under *Bacteria*, *Synonymatic Table of*.
- Peruvin** (*pe-ru'-vin*) [*Peru*]. The name given to the cinnamic alcohol derived from balsam of Peru.
- Perversion** (*per-ver'-zhun*) [*per*, through; *vertere*, to turn]. The state of being turned away from the normal course, as in the modifications of function in disease. **P.**, **Sexual**, abnormality of the sexual instinct; desire for unnatural methods of sexual gratification.
- Pervert** (*per'-vert*) [*per*, through; *vertere*, to turn]. One who has turned from the right way. **P.**, **Sexual**, a person whose sexual instincts are perverted.
- Pervigilium** (*per-vij-il'-e-un*) [*per*, through; *vigilium*, a watch]. Insomnia; wakefulness.
- Pervious** (*per'-ve-us*) [*per*, through; *via*, way]. Open; permeable.
- Pes** (*pēs*) [*L.*]. A foot, or foot-like part or organ. **P. accessorius**, the *Eminentia collateralis*, a smooth, white eminence in the brain, situated at the junction of the posterior and descending cornua of the lateral ventricle. **P. anticus**. Same as *Manus*. **P. contortus**. Synonym of *Club-foot*. **P. depressus**. Synonym of *Flat-foot*. **P. equino-varus**. Same as *Talipes equinovarus*. **P. equinus**. See *Talipes equinus*. **P. hippocampi major**, the large, lower portion of the hippocampus major. **P. hippocampi minor**. Same as *Hippocampus minor*. **P. planus**. Synonym of *Flat-foot*. **P. valgus**. Synonym of *Talipes valgus*. **P. varus**. Synonym of *Talipes varus*.
- Pessary** (*pes'-ar-e*) [*πεσσός*, an oval-shaped stone]. An instrument placed in the vagina to hold the uterus in position.
- Pessima** (*pes'-im-ah*) [*L.*]. A skin-affection characterized by pustular lesions, hard and yellowish and surrounded by areolæ of inflammation, appearing over the whole surface of the body.
- Pessimism** (*pes'-im-izm*) [*pessimus*, worst]. A morbid disposition to put the worst construction upon everything; a symptom common among insane people. Opposite of *Optimism*.
- Pessulus** (*pes'-u-lus*) [*πίσσαλος*, a peg, pin, gag: *pl.*, *Pessuli*]. In biology, the cross-bone of the syrinx of a bird; the "bolt-bar" or "bar of divarication" across the lower end of the trachea where it divides into the right and left bronchi.
- Pest** [*pestis*, a pest]. A plague; pestilence. **P.-house**, a hospital for persons sick with pestilential diseases.
- Pesta** (*pes'-tah*) [*L.*]. A pest. **P. magna**. Synonym of *Smallpox*.
- Pestichia**, **Pesticia** (*pes-tik'-e-ah*, *pes-tis'-e-ah*). Synonyms of *Petechia*.
- Pestiduct** (*pes'-tid-ukt*) [*pestis*, pest; *ductus*, conveyance]. A channel, or means of conveyance, for a contagion; fomites. [Rare.]
- Pestiferous** (*pes-tif'-er-us*) [*pestis*, pest; *ferre*, to bear]. Causing pestilence; destructive.
- Pestilence** (*pes'-til-ens*) [*pestilentia*]. Any deadly epidemic disease or the prevalence of such a disease.
- Pestilent**, **Pestilential** (*pes'-til-ent*, *pes-til-en'-shāl*) [*pestis*, plague]. Having the nature of a pestilence or epidemic disease. **P. Fever**. Synonym of the *Plague*, *q. v.*
- Pestilentia** (*pes-til-en'-she-ah*). Synonym of the *Plague*.
- Pestis** (*pes'-tis*) [*L.*]. A plague. **P. americana**, yellow fever. **P. bubonica**, **P. inguinaria**, **P. orientalis**, the plague. **P. variolosa**. Synonym of *Variola*.
- Pestle** (*pes'-l*) [*pistillum*]. The instrument with which substances are rubbed in a mortar.
- Petal** (*pet'-al*) [*πέταλον*, a leaf]. In biology: (a) A leaf of a corolla. (b) The leaf-shaped ambulacrum of an echinoderm.
- Petaled**, **Petalled** (*pet'-ald*) [*πέταλον*, a leaf]. In biology, having petals.
- Petaliform** (*pet'-al-if-orm*) [*πέταλον*, a leaf; *forma*, form]. In biology, shaped like a petal.
- Petaline** (*pet'-al-in*) [*petalum*, a petal]. In biology, pertaining or attached to a petal.
- Petalody** (*pet'-al-o-de*) [*πέταλον*, a leaf; *ειδος*, shape]. In biology, the assumption of petal-like characters by other parts of a flower.
- Petaloid** (*pet'-al-oid*) [*πέταλον*, a leaf; *ειδος*, shape]. In biology, resembling a petal, either in color, texture or form.
- Petalomania** (*pet-al-o-ma'-ne-ah*). Same as *Petalody*.
- Petalous** (*pet'-al-us*) [*πέταλον*, a leaf]. In biology, furnished with petals; petaled.
- Petasma** (*pet-as'-mah*) [*πέτασμα*, a curtain]. In biology, a membranous development attached to the first pair of pleopoda in the male of certain crustaceans. (Bate.)
- Petechia** (*pe-te'-ke-ah*) [*It.*, *peteche*, a flea-bite: *pl.*, *Petechiæ*]. A small, round, oval, or irregular spot of ecchymosis beneath the epidermis, varying in size from a flea-bite to an area having a diameter of half an inch or more. It is not raised above the level of the



skin, but is of a reddish or purple shade, and does not alter on pressure by the finger.

**Petechial** (*pe-te'-ke-al*) [It., *peteche*, flea-bite]. Characterized by or of the nature of petechiae. **P. Fever**. Synonym of *Fever, Cerebro-spinal*, and of *Fever, Typhus*. **P. Scurvy**. Synonym of *Purpura simplex*.

**Petechianosis** (*pe-te-ke-an-o'-sis*). Synonym of *Petechial Fever*.

**Petechiate** (*pe-te'-ke-at*) [It., *petecchia*, a spot]. Having petechiae; spotted.

**Petersen's Bag**. A rubber bag with a capacity of about 15 ounces, to be inserted into the rectum and then distended, so as to elevate the bladder in the operation of supra-pubic cystotomy.

**Petiolaceous** (*pet-e-o-la'-se-us*). Same as *Petiolate*.

**Petiolar** (*pet'-e-o-lar*) [*petiolus*, a petiole]. In biology, belonging to a petiole or attached to one.

**Petiolary** (*pet'-e-o-la-re*). Same as *Petiolar*.

**Petiolate** (*pet'-e-o-lat*) [*petiolus*, a petiole]. In biology, possessing a petiole; mounted upon a foot-stalk, or peduncle.

**Petiole** (*pet'-e-ol*) [*petiolus*, a stem, or stalk of fruits]. In biology: (1) A leaf-stalk or foot-stalk. (2) The slender part of a wasp or ant, joining the thorax and abdomen.

**Petiolulate** (*pet'-e-o-lu-lat*) [*petiolulus*, petiolulus]. In biology, mounted upon a little leaf-stalk of its own; applied to a leaflet or foliole.

**Petiolule** (*pet'-e-o-lul*) [*petiolulus*, dim. of *petiolus*, petiole]. In biology, a small leaf-stalk, such as those of the leaflets or folioles of compound leaves. **P. epiglottidis**, the narrow, attached, stalk-like portion of the epiglottis.

**Petiolus** (*pet'-i-o-lus*) [*petiolus*, a stem or stalk of fruit: *pl.*, *Petioles*]. In biology, a stem, stalk, or petiole; as the petiolus of the epiglottis.

**Petiotization** (*pet-e-o-tiz-a'-shun*). A method of improving wines by adding sugar and water to the marc from which the juice has been separated, and fermenting again. The process may be repeated several times, the different infusions being mixed.

**Petit, Canal of** (*pet-e'*). The narrow annular cleft, triangular in section, bounded in front by the zone of Zinn, mesially by the crystalline lens, and behind by the substance of the vitreous body in the eye. See *Canal*. **P.'s Hernia**. See *Hernia*. **P.'s Operation**, an operation for the relief of strangulated hernia. It consists in a division of the stricture without opening the sac. See *Operations, Table of*. **P., Triangle of**. See *Triangles, Table of*.

**Petit Mal** (*pet-e'-mal*) [Fr.]. See *Epilepsy*.

**Petiveria** (*pet-iv-e'-re-ah*) [after J. Petiver, a London apothecary]. A genus of phytolaccaceous plants, growing in tropical America and Africa. **P. alliacea**, of the West Indies and Guinea, is stimulant, diuretic, sudorific, anodyne, and depurative. **P. tetandra**, of Brazil, has similar uses. Its tincture has been recommended for external use after baths, and as a local stimulant in paralysis. Unof.

**Petri's Capsules, Dishes, Plates, or Saucers**. Receptacles for cultures in bacteriologic investigation; shallow cylindric covered glass vessels, in which the colonies may be counted without removing the cover. **P.'s Sand-filter**, a small filter used in the bacteriologic examination of air. A glass tube, 9 centimeters long, is provided with two portions of sand (previously passed through a sieve with meshes 0.25 millimeter wide) each 3 cm. long, and 0.5 cm. apart, little plates of brass-gauze keeping the portions in position. The tube and its contents, the end having been plugged with cotton, are sterilized in an oven, at 150° C. A

rubber stopper, through which passes a glass tube, is then fitted into one end of the tube, and the apparatus is connected with an aspirator of known capacity.

**Petricolous** (*pet-rik'-o-lus*) [πέτρα, rock; *colere*, to inhabit]. In biology, inhabiting rocks.

**Petrifaction** (*pet-rif-ak'-shun*) [πέτρα, a stone; *facere*, to make]. The condition resembling stone-calcification. In obstetrics, conversion of the fetus into a lithopedion. Petrification of tissues is brought about by the deposit in them of salts of lime and magnesium.

**Pétrissage** (*pa-tre-sahzh'*) [Fr., kneading]. A form of "soft attachment," in massage, the hand of the operator "climbing" like a caterpillar.

**Petrobasilar** (*pet-ro-bas'-il-ar*) [πέτρα, stone; βάσις, base]. Pertaining to the petrous portion of the temporal bone and the basilar portion of the occipital bone.

**Petroccipital** (*pet-rok-sip'-it-al*). Synonym of *Petro-occipital*.

**Petrohyoid** (*pet-ro-hi'-oid*) [πέτρα, a rock; υοειδής, shaped like the letter upsilon]. Related to the hyoid bone and the petrous portion of the temporal bone.

**P. Muscle**, a muscle of some batrachians.

**Petrolardium** (*pet-ro-lar'-de-um*). Synonym of *Petrolatum*.

**Petrolatum** (*pet-ro-la'-tum*) [πέτρα, rock; *oleum*, oil]. *Petroleum ointment*; *Cosmolin*. A jelly-like preparation obtained from the residuum of petroleum, soluble in ether, insoluble in water and alcohol, and known commercially as vaselin and as cosinolin. It is an excellent basis for ointments and a valuable emollient. **P. molle**, soft petrolatum. **P. spissum**, hard petrolatum.

**Petrolene** (*pet'-ro-len*) [πέτρα, rock; *oleum*, oil]. A liquid hydrocarbon mixture obtained from petroleum.

**Petroleum** (*pet-ro'-le-um*) [πέτρα, rock; *oleum*, oil]. *Rock-oil*; *Naphtha*; probably a product of the dry distillation of coal-beds caused by the earth's heat; or of the dry distillation of the fatty constituents of fossil organisms. In a crude condition, it is a thick, oily liquid, of brownish color, with greenish luster. On exposure to air, its more volatile constituents are lost; it then thickens and passes into asphaltum. **P., American**, consists almost exclusively of normal paraffins. In a crude form, it has a specific gravity of from 0.8 to 0.92, and distills over at from 300° to 360° C. and beyond this. **P. Benzine** (not to be confounded with the benzene of coal-tar, a product of petroleum obtained by fractional distillation; it has a specific gravity of from 0.68 to 0.72, and distills at from 70° to 90° C., and consists of hexane and heptane. **P., Caucasian** (from Baku), has a higher specific gravity than American petroleum; it contains less of the light volatile constituents and distills at about 150° C. **P. Ether**, a product of petroleum obtained by fractional distillation; it has a specific gravity of from 0.665 to 0.67, distilling at from 50° to 60° C.; it consists of pentane and hexane. **P., Galician**; in composition, intermediate in position between American and Caucasian petroleum. **P. gelatum**, petrolatum. **P., German**, contains benzene hydrocarbons, but consists chiefly of the saturated hydrocarbons and naphthenes. **P. Oil, Light**, a liquid resembling *P. Benzine*, having a specific gravity of 0.70 or 0.71. **P., Refined**; **Kerosene**; a product of petroleum by fractional distillation; it boils at from 150° to 300° C., and has a specific gravity of from 0.78 to 0.82. **P. Spirit**. Synonym of *Benzine*.

**Petroliferous** (*pet-ro-lif'-er-us*) [πέτρα, rock; *oleum*, oil; *ferre*, to bear]. Producing petroleum.

**Petrolin** (*pet'-ro-lin*) [πέτρα, a rock; *oleum*, oil]. The commercial name for a combination of hydrocarbons derived from petroleum.

**Petromastoid** (*pet-ro-mas'-toid*) [πέτρα, stone; μαστός, nipple; εἶδος, like]. Pertaining to the petrous and mastoid portions of the temporal bone. **P. Bone**, a bone of fetal and early infantile life, which in the human species soon becomes merged into the temporal bone. **P. Canal**, a short passage connecting the mastoid sinuses and the tympanic cavity. **P. Foramen**, the tympanic orifice of the petro-mastoid canal.

**Petrooccipital** (*pet-ro-ok-sip'-it-al*) [πέτρα, stone; occiput, occiput]. Pertaining to the petrous portion of the temporal bone and to the occipital bone.

**Petropharyngeus** (*pet-ro-far-in'-je-us*) [πέτρα, rock; φάρυγξ, pharynx]. A small muscle arising from the lower surface of the petrous portion of the temporal bone, and blending with the constrictors of the pharynx.

**Petrosa** (*pet-ro'-sah*) [πέτρα, rock]. The petrous portion of the temporal bone.

**Petrosal** (*pet-ro'-zal*) [πέτρα, rock]. Pertaining to the petrous portion of the temporal bone. As a noun, the petrous portion of the temporal bone itself. **P. Bone**, in biology, one of several portions of the temporal bone in the human fetus and in other animals. **P. Nerves**. See *Nerves, Table of*. **P. Sinus**, a name given to two venous sinuses, superior and inferior. The former is situated along the superior border of the petrous portion of the temporal bone; the latter, near the posterior border. **P. Vein**. Same as *P. Sinus*.

**Petrosalpingopharyngeus** (*pet'-ro-sal-ping'-go-far-in'-je-us*). Same as *Petropharyngeus*.

**Petrosalpingostaphylinus** (*pet'-ro-sal-ping'-go-staf-il-i'-nus*). Synonym of *Levator palati*. See *Muscles, Table of*.

**Petroselinum** (*pet-ro-se-li'-num*) [πέτρα, rock; σέλινον, parsley]. A genus of umbelliferous plants including the common parsley.

**Petrosomastoid** (*pet-ro-so-mas'-toid*). Synonym of *Petromastoid*.

**Petrosphenoid** (*pet-ro-sfe'-noid*) [πέτρα, rock; σφήν, wedge; εἶδος, like]. Pertaining to the petrous portion of the temporal bone and the sphenoid bone. **P. Suture**, the suture between the temporal bone and the great wing of the sphenoid bone.

**Petrosquamosal, Petrosquamous** (*pet'-ro-skwa-mo'-sal, pet-ro-skwa'-mus*) [πέτρα, rock; squama, scale]. Pertaining to the petrous and squamous portions of the temporal bone. **P. Fissure**. Same as *P. Suture*. **P. Sinus**, a venous passage formed in the dura at the junction of the petrous and squamous portions of the temporal bone. It opens into the lateral sinus. **P. Suture**, the line of juncture of the squamous and petrous portions of the temporal bone.

**Petrostaphylinus** (*pet-ro-staf-il-i'-nus*). Synonym of *Levator palati Muscle*. See *Muscles, Table of*.

**Petrous** (*pe'-trus*) [πέτρα, rock]. Stony; like a rock. See *Petrosal*. **P. Portion**. See *Temporal Bone*. **P. Ganglion**. See *Ganglia, Table of*. **P. Sinus**. See *Petrosal Sinus*.

**Pettenkofer's Method**. A method of estimating CO<sub>2</sub> in the air. See *Ventilation*. **P.'s Test**. A qualitative test for the presence of biliary acids. A few drops of the suspected liquid, as the urine, are dropped into a fresh solution of sugar and dilute sulphuric acid. If biliary acids be present a purplish-crimson color is produced. See *Tests, Table of*. **P.'s Theory**. A theory of the development of cholera. It is that cholera is not communicable from man to man, but requires certain conditions of the soil in order to develop its infectious character. These conditions are, in the main, a low stage of the subsoil water, a certain porosity of the soil, and the presence of substances that can serve as food for low organisms. Pettenkofer succinctly states

his theory as follows: The cholera germ, "X," by reason of certain local and chronologic conditions of the soil, "Y," produces the cholera-poison, "Z," just as the yeast-plant, "X," develops from the sugar-solution, "Y," the poisonous alcohol, "Z." The cholera-poison, "Z," enters the human body with the inspired air. Pettenkofer's theory is not generally accepted, as it has been proved that the cholera-bacillus is the cause of the disease, and enters the body chiefly with the drinking-water.

**Petticoat Tube**. A device for arresting hemorrhage after lithotomy. It consists of a vulcanite tube, the open end of which is thrust through a small hole in the middle of a piece of linen about four inches square, the linen being firmly tied around the tube about half an inch from the end. This end is lubricated and thrust into the bladder, and the space between the tube and the petticoat is stuffed with strips of lint, thus producing compression.

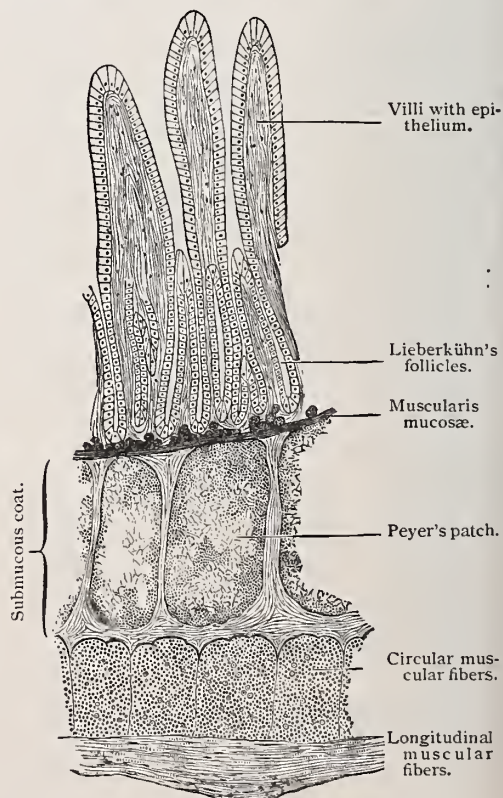
**Peucedanin** (*pu-sed'-an-in*) [πενκίδανον, hog-fennel], C<sub>12</sub>H<sub>12</sub>O<sub>3</sub>. A crystalline body obtained from the root of species of *Peucedanum*.

**Peucedanum** (*pu-sed'-an-um*) [πενκίδανον, hog-fennel]. An umbelliferous plant, of which several species have slight medicinal value. It is now rarely used; it yields peucedanin. Unof.

**Peumus** (*pu'-mus*) [native Chilean name]. A genus of apetalous monimiaceous plants. **P. boldus**. See *Boldo*.

**Pexis** (*peks'-is*). Synonym of *Concretion*.

**Peyer's Gland or Peyer's Patch** [Johann K. Peyer,



LONGITUDINAL SECTION THROUGH A PEYER'S PATCH OF THE SMALL INTESTINE OF A DOG. (From Stirling.)

Swiss anatomist 1653-1712]. The agminated glands



of the small intestine, consisting of large, oval groups of closely aggregated lymph-follicles, bound together by adenoid tissue. The patches vary in size and number; they are usually limited to the lower two-thirds of the small intestine, reaching their highest development in the ileum, where they may attain a length of 9-11 cm. each; between twenty and thirty patches generally are present; they are relatively better developed in young than in old subjects. (Piersol.)

**Peyerian Glands.** See *Peyer's Gland*.

**Pfeiffer's Bacillus.** See *Bacteria, Synonymatic Table of. P.'s Test.* See *Gout*.

**Pföger's Cords, or Loops.** Cord-like ingrowths of epithelium into the connective-tissue stroma of the cortex of the ovary, containing the germinal cells. **P.'s Law.** See *Law*. **P.'s Sacs,** tubular passages in the fetal ovaries. **P.'s Salivary Tubes,** the intralobular ducts of the salivary glands. **P.'s Tubes, or Tubules.** Same as *P.'s Sacs*.

**Phacella** (*fa-sel'-ah*) [φάκελος, a bundle]. In biology, one of the gastric filaments of hydrozoans.

**Phacellate** (*fas'-el-at*) [φάκελος, a bundle]. In biology, provided with phacellæ.

**Phacellus** (*fas-el'-us*) [φάκελλος, a bundle: *pl.*, *Phacelli*]. In biology, one of the tufts of mobile gastral filaments or mesenterial filaments found in many Cnidarians. Cf. *Acontia*.

**Phacentocele** (*fa-sen'-to-sel*) [φάκος, lens; ἐντός, within; κήλη, hernia]. Displacement of the crystalline lens into the anterior chamber of the eye.

**Phacia** (*fa'-se-ah*). Synonym of *Lentigo*.

**Phacitis** (*fa-si'-tis*). See *Phakitis*.

**Phacocyst** (*fa'-ko-sist*) [φάκος, lens; κύστις, bladder]. 1. The capsule of the crystalline lens. 2. An old term for the often somewhat lenticular nucleus of a plant-cell.

**Phacocystectomy** (*fa-ko-sis-tek'-to-me*) [φάκος, lens; κύστις, cyst; ἐκτομή, excision]. Excision of a part of the capsule of the crystalline lens.

**Phacocystitis** (*fa-ko-sis-ti'-tis*) [φάκος, lens; κύστις, cyst; ιτις, inflammation]. Inflammation of the capsule of the crystalline lens.

**Phacoglaucoma** (*fa-ko-glaw'-ko'-mah*) [φάκος, lens; γλαυκός, green; ὄμα, tumor]. Structural changes in the crystalline lens induced by glaucoma.

**Phacohydropsis** (*fa-ko-hi-drop-i'-e'-sis*). Synonym of *Cataract, Morgagnian*.

**Phacohymenitis** (*fa-ko-hi-men-i'-tis*) [φάκος, lens; ὑμὴν, membrane; ιτις, inflammation]. Inflammation of the capsule of the crystalline lens.

**Phacoid** (*fa'-koid*) [φάκος, lens; εἶδος, like]. Lens-shaped.

**Phacoidoscope** (*fa-koid'-o-scōp*). Synonym of *Phacoscope*.

**Phacomalacia** (*fa-ko-mal-a'-se-ah*) [φάκος, lens; μαλακία, softness]. Soft cataract.

**Phacometachoresis** (*fa-ko-met-ak-or-e'-sis*) [φάκος, lens; μεταχώρησις, change of place]. Dislocation of the crystalline lens.

**Phacometecesis** (*fa-ko-met-es-e'-sis*). Synonym of *Phacometachoresis*.

**Phacometer** (*fa-kom'-et-er*) [φάκος, lens; μέτρον, measure]. An instrument for determining the refractive power of lenses.

**Phaconin** (*fa'-ko-nin*) [φάκος, lens]. The albuminoid body of the crystalline lens; it seems to be a globulin.

**Phacopalingenesis** (*fa-ko-pal-in-jen'-es-is*) [φάκος, lenticil; πάλιν, again; γένεσις, genesis]. Reproduction of the crystalline lens.

**Phacoplasma** (*fa-ko-plaz'-mah*) [φάκος, lenticil; πλάσσειν, to mold]. A cataplasma made of lentil-meal.

**Phacoscleroma** (*fa-ko-skle-ro'-mah*). Synonym of *Phacosclerosis*.

**Phacosclerosis** (*fa-ko-skle-ro'-sis*) [φάκος, lens; σκληρός, hard]. Hardening of the crystalline lens.

**Phacoscope** (*fa'-ko-skōp*) [φάκος, lens; σκοπεῖν, to inspect]. An instrument used in observing the accommodative changes of the lens.

**Phacoscopic** (*fa-ko-skōp'-ik*) [φάκος, lens; σκοπεῖν, to inspect]. Pertaining to the phacoscope.

**Phacoscotasmus** (*fa-ko-sko-taz'-mus*) [φάκος, lens; σκότος, darkness]. Clouding of the crystalline lens.

**Phacoscotoma** (*fa-ko-sko-to'-mah*). Synonym of *Cataract*.

**Phacosis** (*fa-ko'-sis*) [φάκος, lenticil]. A freckle or black spot.

**Phacydrops, Phacydropsia** (*fak'-id-rops, fak-id-ropt'-se-ah*). Synonyms of *Cataract, Morgagnian*.

**Phacymenitis** (*fak-im-en-i'-tis*). Synonym of *Phacohymenitis*.

**Phæ-** (*fe-*). See *Phe-*.

**Phænogam, Phænogamic** (*fen'-o-gam, fen-o-gam'-ik*). See *Phenogam, Phenogamic*.

**Phænogamous** (*fe-nog'-am-us*). See *Phenogamous*.

**Phænozygous** (*fen-o-zī'-gus*). See *Phenozygous*.

**Phæochrous** (*fe-ok'-rus*) [φαῖος, dusky; χρώς, the skin]. In biology, dark, dusky.

**Phæodellum** (*fe-o-del'-um*) [φαῖος, dusky; εἶδος, form: *pl.*, *Phæodella*]. In biology, one of the large pigment-granules of the *Phæodium*.

**Phæodium** (*fe-o'-de-um*) [φαῖος, dusky; εἶδος, form: *pl.*, *Phæodia*]. In biology, a collection of dark pigment-bodies in the calymna of certain radiolarians.

**Phæophyl, Phæophyll** (*fe'-o-fil*) [φαῖος, dusky; φύλλον, leaf]. In biology, Schütt's name for the compound pigment of the *Fuaceæ* and *Laminariaceæ*. The reddish-brown portion, soluble in water, is called *phycophæin* by Schütt and Millardet. The yellow portion, soluble in alcohol, is called *phycoxanthin*.

**Phagæna** (*faj-e'-nah*). Synonym of *Phagena*.

**Phagedena** (*faj-ed-e'-nah*) [φαγέδαινα; φαγεῖν, to eat]. A spreading and destructive ulceration, often obstinately and rapidly disintegrating soft parts. **P. gangrænosa.** See *Gangrene, Hospital*. **P. nosocomialis,** hospital-gangrene. See *Gangrene*. **P. tropica, Aden Ulcer; Malabar Ulcer;** a formidable skin-affection of the tropics, attacking chiefly those who live under depressing influences. It is probably due to a microbe that produces a vesicle or bulla that rapidly assumes a sloughing or gangrenous nature. It quickly invades the neighboring tissues, destroying the soft parts and even the bones. The ulcers generally begin on the feet, ankles, or legs, but the thighs or arms may be attacked. Finally, an indurated atonic ulcer is left which, after a variable period of weeks or months, gradually cicatrizes. Death is frequent from exhaustion.

**Phagedenic** (*faj-ed-en'-ik*) [φαγέδαινα; φαγεῖν, to eat]. Of the nature of a phagedena. **P. Chancre,** a syphilitic chancre which has become phagedenic; it is a rare condition. **P. Chancroid,** a chancroid that spreads rapidly and destroys a large amount of tissue. Nearly the entire penis may be lost in a short time.

**Phagedermia, Phagædermia** (*faj-ed-er'-me-ah*) [φαγεῖν, to eat; δέρμα, skin]. A phagedenic ulceration of the skin.

**Phagedermic, Phagædermic** (*faj-ed-er'-mik*) [φαγεῖν, to eat; δέρμα, skin]. Pertaining to phagedermia.

**Phagena, Phagæna** (*faj-e'-nah*) [φαγεῖν, to eat]. Bulimia.

**Phagocytal** (*fag'-o-si-tal*) [φαγεῖν, to eat; κύτος, a cell]. Pertaining to a phagocyte.

**Phagocyte** (*fag'-o-sit*) [φαγεῖν, to eat; κύτος, cell]. In

biology, Metschnikoff's name for one of the motile, ameboid, digestive cells of metazoans, moving from place to place in the organism under the influence of thermotaxis, or of what Stahl called *positive trophotropism*, when it was a question of attraction, and *negative trophotropism*, in cases of repulsion. Pfeiffer included the phenomena with that of the attraction of spermatozooids to the female cell, and other forms of sensibility to chemic agents, under the general heading *chemiotaxis* (positive or negative). Phagocytes are derived from the endodermal or mesodermal tissues in all animals. They are believed to englobe wrecks of larval organs, degradation-products or excretion products, foreign particles, schizomycetes, hematozoa, etc.—their activity varying as the logarithm of the excitation. They digest the soluble parts and reject the insoluble residue. They play an active part in the metamorphosis of tissues and organs, in inflammation, and as prophylactic agents. Phagocytes are *fixed*—endothelial cells, fixed connective-tissue cells, and *free*—the wandering cells or leukocytes. In man the colorless blood-cells, as well as other kinds of cells, are credited with playing the rôle of phagocytes. A large phagocytic leukocyte is termed a *macrophage*, a small one, a *microphage*.

**Phagocytella** (*fag-o-si-tel'-ah*) [*φαγεῖν*, to eat, devour; *cytella*, dim. of *κύτος*, a cell]. In biology, Metschnikoff's term for the simplest, primitive stage of a metazoan, in which it is composed of two layers, the ectal, an enveloping membrane, the other forming, by the ental cells collected into a mass, a kind of parenchyma composed of ameboid elements. This stage readily passes into the gastrula-stage.

**Phagocytic** (*fag-o-sit'-ik*) [*φαγεῖν*, to eat; *κύτος*, cell]. In biology, of, pertaining to, or caused by phagocytes; cell-devouring; cytophagous.

**Phagocytism** (*fag'-o-si-tizm*) [*φαγεῖν*, to eat; *κύτος*, a cell]. In biology, the function of a phagocyte. The doctrine that inflammation and other vital processes, normal or abnormal, are due to phagocytes.

**Phagocytoblast** (*fag-o-si'-to-blast*) [*φαγεῖν*, to eat; *κύτος*, a cell; *βλαστώς*, a germ]. A cell giving rise to one or more phagocytes.

**Phagocytosis** (*fag-o-si-to'-sis*) [*φαγεῖν*, to eat; *κύτος*, cell]. The destruction or taking up of microorganisms or other solid elements by living cells, as by colorless blood-corpuscles. This theory has been advanced by Metschnikoff and others to explain immunity. It has been found that if microorganisms, such as anthrax-bacilli, are introduced into an insusceptible animal, some of them will be found within the bodies of leukocytes, while this does not occur in a susceptible animal. This fact has led to the enunciation of the doctrine that immunity or susceptibility depends on the ability or inability, respectively, of the body-cells to destroy microorganisms. Immunity may be congenital or acquired; in the latter case it is brought about by an adaptation of the cells to the end that they can consume virulent organisms without harm. Several arguments have been advanced against Metschnikoff's views. It has been said that the bacteria sometimes found in leukocytes are probably dead; if a living microorganism enters a colorless blood-corpuscle, the latter is more likely to suffer than the former. Again, the symptoms of infectious diseases are due to peculiar poisons rather than to the bacteria as such. Immunity can be conferred upon an animal by injections of appropriate doses of such poisons, a fact that cannot readily be explained by the phagocytic theory. It has also been demonstrated that the blood-serum possesses bactericidal properties, and that the blood-serum of artificially immune animals is capable of immunizing other ani-

mals, and if given in sufficient strength and dose, even of arresting the disease when already established. The tendency at present is to ascribe the causation of immunity to a peculiar property of the body-fluids—whether bactericidal or antitoxic in nature, *i. e.*, counteracting the bacterial poison; this is not fully established.

**Phagomania** (*fag-o-ma'-ne-ah*) [*φαγεῖν*, to eat; *μανία*, madness]. An insatiable craving for food.

**Phagosome** (*fag'-o-sit*) [*φαγεῖν*, to eat; *σῖτος*, food]. An animal organism that feeds on but does not dwell within or on its host, *e. g.*, the leech, lamprey, camel-tick, vampire bat.

**Phakitis** (*fa-kil'-tis*) [*φακός*, lens; *ιτις*, inflammation]. Hypothetically, inflammation of the crystalline lens of the eye; practically, however, no such condition has been observed.

**Phakometer** (*fa-kom'-et-er*) [*φακός*, lens; *μέτρον*, measure]. An instrument for measuring the curvatures and refractive powers of lenses.

**Phakosclerosis** (*fa-ko-skle-ro'-sis*) [*φακός*, lens; *σκληρός*, hard]. Induration or hardness of the crystalline lens.

**Phakoscope** (*fa'-ko-skōp*) [*φακός*, lens; *σκοπεῖν*, to see]. An instrument for observing and estimating the change in the shape of the crystalline lens produced by accommodative influences.

**Phalacra**, **Phalacrosis** (*fal'-ak-rah*, *fal'-ak-ro'-sis*) [*φαλακρός*, bald]. Baldness.

**Phalacroma** (*fal'-ak-ro'-mah*). Synonym of *Phalacrosis*.

**Phalangagra** (*fa-lang-ga'-grah*). Synonym of *Phalangarthritis*.

**Phalangeal** (*fa-lang'-gal*). Same as *Phalangeal*.

**Phalangarthritis** (*fa-lang-gar-thrit'-tis*) [*φαλαγγίς*, phalanx; *ἄρθρον*, joint; *ιτις*, inflammation]. Inflammation of phalangeal joints.

**Phalange** (*fa-lanj'*) [*φάλαγξ*, the bone of a finger or toe]. In biology: (a) one of the bones of a finger or toe; (b) one of the joints of an insect's tarsus; (c) a bundle of stamens united by their filaments.

**Phalangeal** (*fa-lan'-je-al*) [*φάλαγξ*, phalanx]. Pertaining to a phalanx, or to phalanges. **P. Bone**, a phalanx. **P. Process**, in biology: (a) a slender prolongation of Deiter's cells attached to the phalanx of the reticular lamina of the organ of Corti; (b) the external process of the head of an outer rod of Corti.

**Phalangean** (*fa-lan'-je-an*). Same as *Phalangeal*.

**Phalanges** (*fa-lan'-jēz*) [*φάλαγξ*, phalanx]. Plural of *Phalanx*. **P. of Ear**, the minute cuticular fibers in the organ of Corti.

**Phalangette**, **Phalanget** (*fal-an-jet'*) [Fr.]. The third phalanx or terminal bone of the finger.

**Phalangial**, **Phalangian** (*fa-lan'-je-al*, *fa-lan'-je-an*). Same as *Phalangeal*.

**Phalangic** (*fa-lan'-jik*). Synonym of *Phalangeal*.

**Phalangiiform** (*fa-lan'-jif-orm*) [*φάλαγξ*, phalanx; *forma*, form]. Having the shape of a phalanx.

**Phalangigrade** (*fa-lan'-jig-rād*) [*φάλαγξ*, phalanx; *gradi*, to go]. In biology, walking on the phalanges.

**Phalangine** (*fal'-an-jin*) [Fr.]. The second phalanx or second bone of the finger.

**Phalangitis** (*fa-lan'-ji'-tis*) [*φάλαγξ*, phalanx; *ιτις*, inflammation]. Inflammation of a phalanx.

**Phalango-phalangeal** (*fa-lan'-go-fa-lan'-je-al*) [*φάλαγξ*, phalanx]. Pertaining to the successive phalanges of the digits. **P. Amputation**, removal of a finger or toe at the first or second phalangeal joints.

**Phalangosis** (*fal-an-go'-sis*) [*φάλαγξ*, phalanx]. 1. A disease of the eyelids in which the lashes are arranged in rows. 2. Ptoxis.

**Phalanx** (*fa'-lanks*) [*φάλαγξ*, phalanx; *pl.*, *Phalanges*]. Any one of the bones of the fingers or toes. **P.**



- Basilar.** Synonym of *P.*, *Proximal*. **Ps. of Deiters.** Synonym of *Phalanges of Ear*, *q. v.* **P.**, *Distal*, the phalanx farthest removed from the metacarpus or metatarsus. **P.**, *Metacarpal*, *P.*, *Proximal*, of the hand. **P.**, *Metatarsal*, *P.*, *Proximal*, of the foot. **P.**, *Middle*, the middle phalanx of the four fingers or four outer toes. **P.**, *Proximal*, the one nearest to the metacarpus or metatarsus. **P.**, *Terminal*. Synonym of *P.*, *Distal*. **P.**, *Ungual*, **P.**, *Unguicular*, the distal phalanx, so called because it bears the nail.
- Phallalgia** (*fal-al'-je-ah*) [*φαλλός*, penis; *ἄλγος*, pain]. Pain in the penis.
- Phallanastrophe** (*fal-an-as'-tro-fe*) [*φαλλός*, penis; *ἀναστροφή*, upturning]. Twisting or distortion of the penis.
- Phallaneurysm** (*fal-an'-u-rizm*) [*φαλλός*, penis; *ἀνέυρσμα*, aneurysm]. Aneurysm of a vessel of the penis.
- Phallankylosis** (*fal-an-kil-o'-sis*) [*φαλλός*, penis; *ἀγκύλωση*, ankylosis]. Adhesion of the penis to a neighboring structure. Also chordee.
- Phalledema** (*fal-e-de'-mah*) [*φαλλός*, penis; *οἴδημα*, edema]. Edematous infiltration of the tissues of the penis.
- Phallic** (*fal'-ik*) [*φαλλός*, penis]. Pertaining to the phallus, or penis.
- Phallitis** (*fal-i'-tis*) [*φαλλός*, penis; *ιτις*, inflammation]. Inflammation of the penis.
- Phalloblenorrhoea** (*fal-o-blen-or-e'-ah*) [*φαλλός*, penis; *βλέννα*, mucus; *ροία*, a flow]. A purulent discharge from the urethra.
- Phallocampsia** (*fal-o-kamp'-sis*) [*φαλλός*, phallus; *κάμψις*, a bending]. Chordee.
- Phallocarcinoma** (*fal-o-kar-sin-o'-mah*) [*φαλλός*, penis; *καρκίνωμα*, carcinoma]. Carcinoma of the penis; it is usually an epithelioma.
- Phallocrypsis** (*fal-o-krip'-sis*) [*φαλλός*, phallus; *κρύψις*, concealment]. Concealment of the penis by retraction.
- Phalldynia** (*fal-o-din'-e-ah*) [*φαλλός*, penis; *ὀδύνη*, pain]. Pain in the penis.
- Phalloid** (*fal'-oid*) [*φαλλός*, penis; *εἶδος*, like]. Resembling the penis.
- Phallogy** (*fal-ol'-o-je*) [*φαλλός*, penis; *λόγος*, science]. The science treating of the penis.
- Phallonus** (*fal-ong'-kus*) [*φαλλός*, penis; *ὄγκος*, a tumor]. Any tumor or swelling of the penis.
- Phalloplasty** (*fal'-o-plas-te*) [*φαλλός*, phallus; *πλάσσειν*, to mold]. Plastic or restorative surgery of the penis.
- Phallopsophia** (*fal-op-so'-fe-ah*) [*φαλλός*, penis; *ψόφος*, noise]. A discharge of gas from the penis.
- Phallorrhagia** (*fal-or-a'-je-ah*) [*φαλλός*, penis; *ῥήγνιναι*, to burst forth]. Hemorrhage from the penis.
- Phallorrhoea** (*fal-or-e'-ah*) [*φαλλός*, phallus; *ροία*, flow]. Blennorrhoea; a flow of purulent matter from the male urethra.
- Phallus** (*fal'-us*) [*φαλλός*, penis]. Penis.
- Phanakistoscope** (*fan-ak-is'-to-skōp*). See *Zoetrope*.
- Phanerobiotic** (*fan-er-o-bi-ol'-ik*) [*φανερός*, visible; *βίος*, life]. Presenting evidences of life.
- Phanerocodonic** (*fan-er-o-ko-don'-ik*) [*φανερός*, visible; *κώδων*, a bell]. In biology, bell-shaped, campanulate; applied to the gonophores or medusiform buds of hydroid polyps.
- Phanerogam** (*fan'-er-o-gam*) [*φανερός*, visible; *γάμος*, marriage]. In biology, a plant bearing true flowers.
- Phanerogamia** (*fan-er-o-ga'-me-ah*) [*φανερός*, apparent; *γάμος*, marriage]. A division of the vegetable kingdom comprising all vascular plants, whether flowering or not, with exposed sexual organs. It is subdivided into two classes, endogenous and exogenous. See *Cryptogamia*.
- Phanerogamic** (*fan-er-o-gam'-ik*) [*φανερός*, visible; *γάμος*, marriage]. In biology, flowering.
- Phanerogamous** (*fan-er-og'-am-us*) [*φανερός*, visible; *γάμος*, marriage]. Pertaining to the phanerogams.
- Phanerogenetic** (*fan-er-o-jeu-et'-ik*). Same as *Phanerogamous*.
- Phanerogenous** (*fan-er-oi'-en-us*) [*φανερός*, visible; *γενής*, producing]. Visibly producing. **P. Tissue**, special material forming the pulp of the teeth.
- Phaneroscope** (*fan'-er-o-skōp*) [*φανερός*, visible; *σκοπεῖν*, to see]. An instrument devised by Liebreich to render a small patch of skin very translucent and thus to test the color of the blood, condition of anemia, etc.
- Phanerostopy** (*fan-er-os'-ko-pe*) [*φανερός*, visible; *σκοπεῖν*, to see]. The use of the phaneroscope.
- Phanerozōous** (*fan-er-o-zō'-us*). Synonym of *Phanerobiotic*.
- Phantasia** (*fan-ta'-ze-ah*) [*φαντασία*, a showing]. An imaginary appearance.
- Phantasm** (*fan'-tazm*) [*φαντάζειν*, to render visible]. An illusive perception of an object that does not exist. A vision or apparition.
- Phantasmagoria** (*fan-taz-mag-o'-re-ah*) [*φάντασμα*, phantasm; *ἀγορά*, assembly]. A series or succession of fantastic and illusory mental pictures.
- Phantasmatomoria** (*fan-taz-mat-o-mo'-re-ah*) [*φάντασμα*, phantasm; *μωρία*, folly]. Childishness, or dementia, with absurd fancies.
- Phantasmogenesis** (*fan-taz-mo-jeu'-es-is*) [*φάντασμα*, phantasm; *γένεσις*, genesis]. The origination of phantasms or spectral illusions.
- Phantasmologic** (*fan-taz-mo-jeu'-ik*) [*φάντασμα*, phantasm; *λόγος*, science]. Pertaining to phantasmology.
- Phantasmology** (*fan-taz-mol'-o-je*) [*φάντασμα*, phantasm; *λόγος*, science]. The science of phantasms.
- Phantasmophrenosis** (*fan-taz-mo-fren-o'-sis*) [*φάντασμα*, phantasm; *φρένωσις*, thought]. The presence of dreamy fancies in the waking state.
- Phantasmoscopia** (*fan-taz-mo-skō'-pe-ah*) [*φάντασμα*, phantasm; *σκοπεῖν*, to see]. The seeing of phantasms, in insanity or delirium.
- Phantasmoscopy** (*fan-taz-mos'-ko-pe*). Synonym of *Phantasmoscopia*.
- Phantom** (*fan'-tum*) [*φαντάζειν*, to make visible]. An apparition. A model, manikin or effigy upon or by which to illustrate bandaging, surgical, obstetric, and other operations. **P. Aneurysm**, *Mimic Aneurysm*; a pulsating tumor simulating subclavian or axillary aneurysm, occasionally met with under the lateral half of the left clavicle. It is associated with thrill, murmur, and dilated veins above, but is apt to disappear suddenly, and return after excitement and after movement of the arms. It is thought to be due to temporary dilatation of the artery from vaso-motor paralysis. **P. Brain**, a cork and wire model of the brain devised by Aeby. **P. Cell**, a "shadow," or skeletonized blood-cell. **P. Child**, a doll used to illustrate the phenomena of labor. **P. Face or Head**, a metal effigy of a face, with eye-sockets devised to hold animal eyes, wherewith to practice operations in ophthalmic surgery. **P. Stricture**, erroneous subjective symptoms of the patient who believes he has rectal stricture. **P. Tumor**, an apparent tumor, usually of the abdomen though occurring elsewhere, which vanishes spontaneously, and which usually consists of a partially and spasmodically contracted muscle. Accumulations of gas and a thickened omentum have simulated ovarian tumor.
- Pharaoh's Serpents.** Mercury thiocyanate enveloped in a cone of tinfoil and burnt; it is used as a toy. The fumes are said to be poisonous.

- Pharmacal** (*far'-mak-al*) [*φάρμακον*, a drug]. Pertaining to pharmacy.
- Pharmaceutic** (*far-mas-u'-tik*) [*φαρμακεύειν*, to administer a drug]. Pertaining to pharmacy.
- Pharmaceutics** (*far-mas-u'-tiks*) [*φαρμακεύειν*, to administer a drug]. Pharmacy.
- Pharmacist** (*far-mas-u'-tist*). Synonym of *Pharmacist*.
- Pharmacist** (*far'-mas-ist*) [*φάρμακον*, a drug]. An apothecary.
- Pharmacocatalographology** (*far-mak-o-kat-ag-raf-ol'-o-je*) [*φάρμακον*, drug; *κατά*, according to; *γράφειν*, to write; *λόγος*, science]. The art of prescription-writing.
- Pharmacochymia** (*far-mak-o-ki'-me-ah*) [*φάρμακον*, drug; *χημεία*, chemistry]. Pharmaceutic chemistry.
- Pharmacocollocyst** (*far-mak-o-kol'-o-sist*) [*φάρμακον*, drug, *κόλλα*, glue; *κίστις*, bladder]. A gelatinous capsule for receiving medicines.
- Pharmacodynamic** (*far-mak-o-di-nam'-ik*) [*φάρμακον*, drug; *δύναμις*, force]. Pertaining to pharmacodynamics.
- Pharmacodynamics** (*far-mak-o-di-nam'-iks*) [*φάρμακον*, drug; *δύναμις*, force]. The science of the powers and effects of medicines.
- Pharmacognosia, Pharmacognosis** (*far-ma-kog-no'-ze-ah, far-ma-kog'-no-sis*). See *Pharmacognosy*.
- Pharmacognostics** (*far-mak-og-nos'-tiks*). Synonym of *Pharmacognosy*.
- Pharmacognosy** (*far-mak-og'-no-ze*) [*φάρμακον*, medicine; *γνώσις*, knowledge]. The science or sum of knowledge of drugs.
- Pharmacography** (*far-mak-og'-ra-fe*). Synonym of *Pharmacognosy*.
- Pharmacokoniantron** (*far-mak-o-kon-e-an'-tron*) [*φάρμακον*, drug; *κονία*, powder; *ἄντρον*, hole]. An instrument used for spraying the Eustachian tube and middle ear.
- Pharmacologic** (*far-mak-o-loj'-ik*) [*φάρμακον*, drug; *λόγος*, science]. Pertaining to pharmacology.
- Pharmacologist** (*far-mak-ol'-o-jist*) [*φάρμακον*, drug; *λόγος*, science]. One versed in pharmacology.
- Pharmacology** (*far-mak-ol'-o-je*) [*φάρμακον*, drug; *λόγος*, science]. The science of the nature and properties of substances used as medicines; pharmacy and pharmacodynamics.
- Pharmacomania** (*far-mak-o-ma'-ne-ah*) [*φάρμακον*, drug; *μανία*, madness]. A morbid craving for medicines.
- Pharmacomaniac** (*far-mak-o-ma'-ne-ak*) [*φάρμακον*, drug; *μανία*, mania]. One excessively fond of the use of drugs.
- Pharmacomathy** (*far-mak-om'-ath-e*) [*φάρμακον*, drug; *μάθη*, learning]. Pharmacognostics.
- Pharmacometry** (*far-mak-om'-et-re*) [*φάρμακον*, drug; *μέτρον*, measure]. The measuring and weighing of drugs.
- Pharmacomorphic** (*far-mak-o-morf'-ik*) [*φάρμακον*, drug; *μορφή*, form]. Pertaining to the form in which medicines are prepared.
- Pharmacon** (*far'-mak-on*) [*φάρμακον*, drug]. A drug; a poison.
- Pharmacopeia** (*far-mak-o-pe'-ah*) [*φάρμακον*, drug, medicine; *ποιεῖν*, to make]. A standard code containing a selection of medicinal substances, preparations and formulas. The United States (1890), and the British (1885), are among the most comprehensive published. All except the United States pharmacopeia have been issued under government authority.
- Pharmacopeial** (*far-mak-o-pe'-al*) [*φάρμακον*, drug; *ποιεῖν*, make]. Pertaining to the pharmacopeia.
- Pharmacoplist** (*far-mak-op'-o-list*) [*φάρμακον*, medicine; *πωλεῖν*, to sell]. A dealer in medicines.
- Pharmacopolium** (*far-mak-o-po'-le-um*) [*φάρμακον*, drug; *πωλεῖν*, to sell]. A drug-store.
- Pharmacoposia** (*far-mak-o-po'-ze-ah*) [*φάρμακον*, drug; *πόσις*, a drinking]. Drinking of medicine.
- Pharmacotheca** (*far-mak-o-the'-kah*) [*φάρμακον*, drug; *θήκη*, case]. A medicine-chest.
- Pharmacotherapeutic** (*far-mak-o-ther-ap-u'-tik*) [*φάρμακον*, drug; *θεραπεία*, treatment]. Pertaining to treatment with drugs.
- Pharmacotherapy** (*far-mak-o-ther-a'-pe-ah*) [*φάρμακον*, drug; *θεραπεία*, therapy]. Pharmaceutic therapeutics.
- Pharmacum** (*far'-mak-um*). Same as *Pharmacon*.
- Pharmacurgus** (*far-mak-ur'-gus*) [*φάρμακον*, drug; *εργεῖν*, to work]. A pharmacist; also a physician who relies entirely on drugs in the treatment of disease.
- Pharmacy** (*far'-mas-e*) [*φαρμακεία*, the use of drugs].  
1. The art or practice of preparing, compounding, and dispensing medicines. 2. The occupation of a pharmacist. 3. A drug-store; an apothecary's shop.
- Pharus** (*far'-us*). Synonym of *Pharynx*.
- Pharyngalgia** (*far-in-gal'-je-ah*) [*φάρυγξ*, pharynx; *ἄλγος*, pain]. Pain in the pharynx.
- Pharyngeal** (*far-in'-je-al*) [*φάρυγξ*, pharynx]. Pertaining to the pharynx. **P. Aponeurosis**, the connective tissue layer of the pharynx, under the mucous surface. **P. Arches**, the post-oral arches, *q. v.* **P. Arteries**, two in number; the superior and the inferior. See *Arteries, Table of*. **P. Bones**, in biology, the bones behind the last branchial arch in fishes. **P. Bursa**, a small sac situated in the dorsal wall of the naso-pharynx. **P. Cavity**, the space within the pharyngeal walls. **P. Choke**, in farriery, lodgment of a foreign body in the upper portion of the esophagus of a horse, attended with symptoms of great distress. **P. Clefts**. Same as *P. Slits*. **P. Fascia**, the fascia covering the walls of the pharynx. **P. Ganglion**. See *Ganglia, Table of*. **P. Glands**. See *Gland*. **P. Jaws**, jaw-like organs in the pharynx, as in certain worms. **P. Nerve**, a branch of the vagus. See *Nerves, Table of*. **P. Plexus**. See *Plexuses, Table of*. **P. Reflex**. See *Reflexes, Table of*. **P. Sac**, a sac in the head of a butterfly, at the base of the spiracular tongue. By its alternate contraction and expansion the insect is able to suck up the nectar. **P. Slits**, the post-oral visceral clefts or gill-slits of vertebrates and chordate animals. They are also called *Visceral Clefts*. **P. Spine**. Same as *P. Tubercle*. **P. Teeth**, the teeth on the pharyngeal bones. **P. Tonsil**. See *Luschka's Tonsil*. **P. Tubercle**, a small elevation near the middle of the under surface of the basilar process of the occipital bone. The fibrous raphe of the pharynx is attached to it. **P. Vault**. See *Naso-pharynx*. **P. Veins**, branches of the pharyngeal plexus of veins, emptying into the internal jugular vein. **P. Voice**, the falsetto voice.
- Pharyngectomy** (*far-in-gek'-to-me*) [*φάρυγξ*, pharynx; *ἐκτομή*, excision]. Excision of a part of the pharynx.
- Pharyngemphraxis** (*far-in-gem-fraks'-is*) [*φάρυγξ*, pharynx; *ἐμφράξις*, obstruction]. Obstruction of the pharynx.
- Pharyngeurisma** (*far-in-gu-ris'-mah*). Synonym of *Pharyngocle*.
- Pharyngeus** (*far-in-je'-us*). See *Petro-pharyngeus*, etc., under *Muscles, Table of*.
- Pharyngismus** (*far-in-jis'-mus*) [*φάρυγξ*, pharynx]. Spasm of the pharynx.
- Pharyngitic** (*far-in-jit'-ik*) [*φάρυγξ*, pharynx; *ιτις*,



inflammation]. Pertaining to, affected with, or of the nature of, pharyngitis.

**Pharyngitis** (*far-in-jī-tis*) [φάρυγξ, pharynx; *ιτις*, inflammation]. Inflammation of the pharynx. It may be *acute* or *chronic*. In the former there is a frequent desire to swallow, with pain and the sensation of a foreign body in the throat. Malaise, stiffness of the neck, anorexia, fever, and fulness of the head are other symptoms. The *chronic* form is not so severe as the acute, but there is a more annoying accumulation of viscid mucus, with frequent hawking. **P.**, **Apostematous**, inflammation of the pharynx attended with the formation of an abscess. **P.**, **Atrophic**, a form in which there is atrophy of the mucous membrane. **P.**, **Catarrhal**, inflammation of the pharynx, accompanied by abundant secretion. **P.**, **Diphtheric**, pharyngitis, due to the *Klebs-Loeffler Bacillus*. **P.**, **Follicular**, inflammation of the mucous glands of the pharynx. **P.**, **Gangrenous**, a form of inflammation of the mucous membrane of the pharynx, tonsils, and palatine folds, ending in the formation of gangrenous patches. Fatal hemorrhage may result from erosion of blood-vessels. It is also called *Putrid Sore-throat*. **P.**, **Granular**, *Clergyman's Sore-throat*, a chronic form of pharyngitis, characterized by granular bodies on the mucous membrane of the pharynx. It is common among public speakers, and is due to improper use of the voice. **P.**, **Hypertrophic**, chronic pharyngitis, with overgrowth, local or general, of the mucous membrane. **P. maligna**. Synonym of *P. Gangrenous*. **P.**, **Membranous**, pharyngitis characterized by the formation of false membrane; it is generally due to the diphtheria-bacillus. **P.**, **Phlegmonous**, acute infectious phlegmon of the pharynx. A serious form of inflammation of the pharyngeal tissues, with grave constitutional symptoms, the inflammation rapidly passing on to suppuration. **P. sicca**, chronic pharyngitis, with a dry and glistening state of the mucous membrane, and, generally, with enlargement of the lymph-follicles. **P.**, **Ulcerative**, a form that may be a simple ulceration of the follicles; or it may be syphilitic, tuberculous, diphtheric, or carcinomatous; or it may be due to such infectious diseases as typhoid fever, or to extension of lupus.

**Pharyngo-** (*far-in'-go-*) [φάρυγξ, pharynx]. A prefix signifying connection with or relation to the pharynx.

**Pharyngocace** (*far-in-gok'-as-e*). Synonym of *Pharyngitis*, *Gangrenous*.

**Pharyngocele** (*far-in'-go-sel*) [φάρυγξ, pharynx; *κήλη*, tumor]. A tumor or pouch of the pharynx.

**Pharyngocenterium** (*far-in-go-sen-te'-re-um*) [φάρυγξ, pharynx; *κεντήριον*, a pricker]. A trocar for puncturing the pharynx.

**Pharyngocephale** (*far-in-go-sef'-al-e*). A synonym of *Pharynx*.

**Pharyngo-cynanche** (*far-in-go-sin-an'-ke*) [φάρυγξ, pharynx; *κυνάγχη*, cynanche]. Angina of the pharynx.

**Pharyngodynia** (*far-in-go-din'-e-ah*) [φάρυγξ, pharynx; *δύσιν*, pain]. Pain referred to the pharynx.

**Pharyngo-epiglottic** (*far-in'-go-ep-ig-lot'-ik*) [φάρυγξ, pharynx; *ἐπιγλωττις*, epiglottis]. Pertaining to the pharynx and the epiglottis.

**Pharyngo-epiglotticus** (*far-in'-go-ep-ig-lot'-ik-us*) [φάρυγξ, pharynx; *ἐπιγλωττις*, epiglottis]. Muscular fibers derived from the stylo-pharyngeus and inserted into the side of the epiglottis and the pharyngo-epiglottic ligament.

**Pharyngo-esophageal** (*far-in'-go-e-sof-aj'-e-al*) [φάρυγξ, pharynx; *οἰσοφάγος*, gullet]. Pertaining to the pharynx and esophagus.

**Pharyngo-esophagus** (*far-in'-go-e-sof'-ag-us*) [φάρυγξ,

pharynx; *οἰσοφάγος*, esophagus]. The pharynx and esophagus considered as one organ.

**Pharyngo-glossal** (*far-in'-go-glos'-al*) [φάρυγξ, pharynx; *γλῶσσα*, tongue]. Pertaining conjointly to the pharynx and the tongue.

**Pharyngo-glossus** (*far-in'-go-glos'-us*) [φάρυγξ, pharynx; *γλῶσσα*, tongue]. A muscle of lower animals corresponding to the palato-glossus of man.

**Pharyngographic** (*far-in-go-graf'-ik*) [φάρυγξ, pharynx; *γράφειν*, to write]. Pertaining to pharyngography.

**Pharyngography** (*far-in-gog'-ra-fe*) [φάρυγξ, pharynx; *γράφειν*, to write]. A description of the pharynx.

**Pharyngo-laryngeal** (*far-in'-go-lar-in'-je-al*) [φάρυγξ, pharynx; *λάρυγξ*, larynx]. Pertaining both to the pharynx and the larynx. **P. Cavity**, the lowest portion of the pharynx. **P. Sinus**, the pyriform sinus.

**Pharyngo-laryngitis** (*far-in'-go-lar-in-jī-tis*) [φάρυγξ, pharynx; *λάρυγξ*, larynx; *ιτις*, inflammation]. Inflammation of both larynx and pharynx at the same time.

**Pharyngolith** (*far-in'-go-lith*) [φάρυγξ, pharynx; *λίθος*, stone]. A calcareous concretion in the walls of the pharynx.

**Pharyngologic** (*far-in-go-loj'-ik*) [φάρυγξ, pharynx; *λόγος*, science]. Pertaining to pharyngology.

**Pharyngology** (*far-in-gol'-o-je*) [φάρυγξ, pharynx; *λόγος*, science]. The science of the pharyngeal mechanism, functions and diseases.

**Pharyngolysis** (*far-in-gol'-is-is*) [φάρυγξ, pharynx; *λύσις*, a loosing]. Paralysis of the pharyngeal muscles.

**Pharyngomycosis** (*far-in'-go-mi-ko'-sis*) [φάρυγξ, pharynx; *μύκης*, fungus]. Fungous growths in the pharynx. **P. leptothricia**. See *Mycosis tonsillaris benigna*.

**Pharyngo-nasal** (*far-in'-go-na'-sal*) [φάρυγξ, pharynx; *nasus*, nose]. Pertaining to the pharynx and the nose.

**P. Cavity**, the upper portion of the pharynx; the naso-pharynx.

**Pharyngo-oral** (*far-in'-go-o'-ral*) [φάρυγξ, pharynx; *os, oris*, mouth]. Oro-pharyngeal; pertaining to both pharynx and mouth. **P. Cavity**, the oropharynx; the middle portion of the pharynx, communicating with the mouth.

**Pharyngopalatinus** (*far-in'-go-pal-at-i'-nus*). Synonym of *Palatopharyngeus*. See *Muscles*, *Table of*.

**Pharyngopathy** (*far-in-gop'-ath-e*) [φάρυγξ, pharynx; *πάθος*, disease]. Any disease of the pharynx.

**Pharyngoperistole** (*far-in'-go-per-is'-to-le*). Synonym of *Pharyngostenia*.

**Pharyngoplegia** (*far-in'-go-ple'-je-ah*) [φάρυγξ, pharynx; *πληγή*, a stroke]. Paralysis of the muscles of the pharynx.

**Pharyngoplethora** (*far-in'-go-pleth'-or-ah*) [φάρυγξ, pharynx; *πληθώρα*, fulness]. Fulness of the vessels of the pharynx.

**Pharyngorhinitis** (*far-in'-go-ri-ni'-tis*) [φάρυγξ, pharynx; *ρίς*, nose; *ιτις*, inflammation]. Pharyngitis with rhinitis; inflammation of the pharynx and the nose.

**Pharyngorhinocopy** (*far-in'-go-ri-nos'-ko-pe*). Synonym of *Rhinocopy*, *Posterior*.

**Pharyngorrhagia** (*far-in-gor-a'-je-ah*) [φάρυγξ, pharynx; *ῥηγνίναί*, to burst forth]. Hemorrhage from the pharynx.

**Pharyngorrhea** (*far-in-gor-e'-ah*) [φάρυγξ, pharynx; *ῥοία*, a flow]. A mucous discharge from the pharynx.

**Pharyngoscope** (*far-in'-go-skōp*) [φάρυγξ, pharynx; *σκοπεῖν*, to inspect]. An instrument for use in the visual examination of the pharynx.

**Pharyngoscopy** (*far-in-gos'-ko-pe*) [φάρυγξ, pharynx; *σκοπεῖν*, to examine]. Examination of the pharynx.

**Pharyngospasm** (*far-in'-go-spazm*) [φάρυγξ, pharynx;

σπασμός, spasm]. Spasmodic contraction of the pharyngeal muscles.

**Pharyngostaphyleus, Pharyngostaphylinus** (*far-in'-go-staf-il-e'-us, far-in'-go-staf-il-il'-nus*). Synonym of *Palatopharyngeus*. See *Muscles, Table of*.

**Pharyngostenia** (*far-in-gos-te'-ne-ah*) [φάρυγξ, pharynx; στενός, narrow]. Narrowing or stricture of the pharynx.

**Pharyngotome** (*far-in'-go-tōm*) [φάρυγξ, pharynx; τομή, a cutting]. A cutting-instrument used for incising the pharynx.

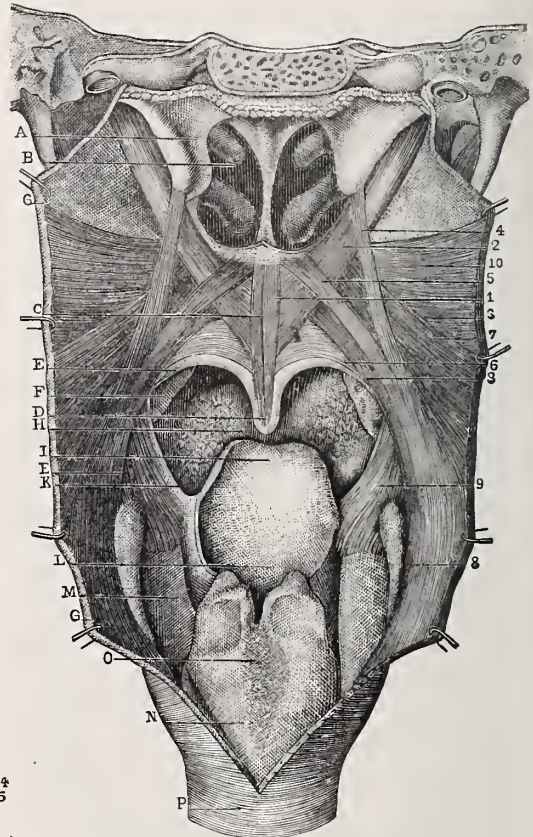
**Pharyngotomy** (*far-in-got'-o-me*) [φάρυγξ, pharynx; τομή, a cutting]. Incision into the pharynx. **P., Inferior**, a form in which the tissues between the hyoid bone and the cricoid cartilage are divided.

**P., Lateral**, incision into one side of the pharynx. **P., Subhyoidean**, pharyngotomy through the thyro-hyoid membrane. **P., Superior**, pharyngotomy in which the incision is made between the anterior border of the sterno-cleido-mastoid muscle and the trachea.

**Pharyngotonsillitis** (*far-in'-go-ton-sil-il'-tis*) [φάρυγξ, pharynx; tonsilla, tonsil; ιτις, inflammation]. Inflammation of the pharynx and the tonsil.

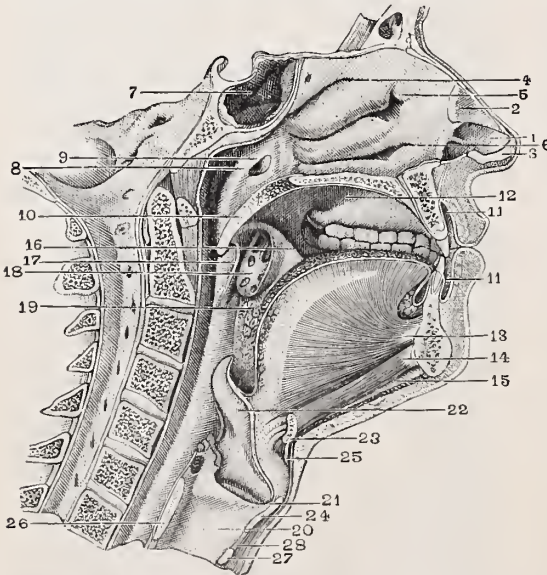
**Pharyngotyphus** (*far-in'-go-ti'-fus*) [φάρυγξ, pharynx; τυφός, stupor]. Whitish elevations on the tonsils which tend to ulcerate, seen sometimes in typhoid fever and probably due to localization of the typhoid poison in the tonsils.

**Pharynx** (*far'-inks*) [φάρυγξ, throat]. The musculo-membranous pouch situated back of the nasal cavities, mouth, and larynx, extending from the base of the skull to a point opposite the sixth cervical vertebra,



PHARYNX, OPENED POSTERIORLY, SHOWING LARYNX, TONGUE, AND SOFT PALATE.

A. Cartilaginous expansion of the Eustachian tube. B. Posterior nasal openings. C. Soft palate. D. Uvula. E. Posterior pillar of the palate. F. Tonsil. G, G. Pharynx, opened in median line. H. Base of the tongue. I. Epiglottis. K. Left glosso-epiglottidean fold. L. Superior opening of the larynx. M. Thyroid cartilage. N. Posterior surface of the larynx. O. Group of grape-like glands constantly found in this position. P. Upper extremity of the esophagus. 1. Azygos uvulae muscle. 2. Levator palati muscle. 3, 3. Palato-pharyngeus muscle. 4. Salpingo-pharyngeus muscle. 5. Internal portion of the palato-pharyngeus muscle. 6. Fibers proceeding from the middle of the palate and ending in the palato-pharyngeus muscle. 7. Superior fibers of the palato-pharyngeus muscle, going to interlace on the lateral and posterior surface of the pharynx with those of the opposite side. 8. Inferior fibers of the palato-pharyngeus muscle, being inserted into the posterior margin of the thyroid cartilage near the base of the superior cornu and pharyngeal aponeurosis. 9. Anterior fibers of the stylo-pharyngeus muscle, attached, 1st, to the lateral fold of the epiglottis; 2d, to the superior cornu of the thyroid cartilage at the base and superior margin. 10. Superior constrictor of the pharynx.



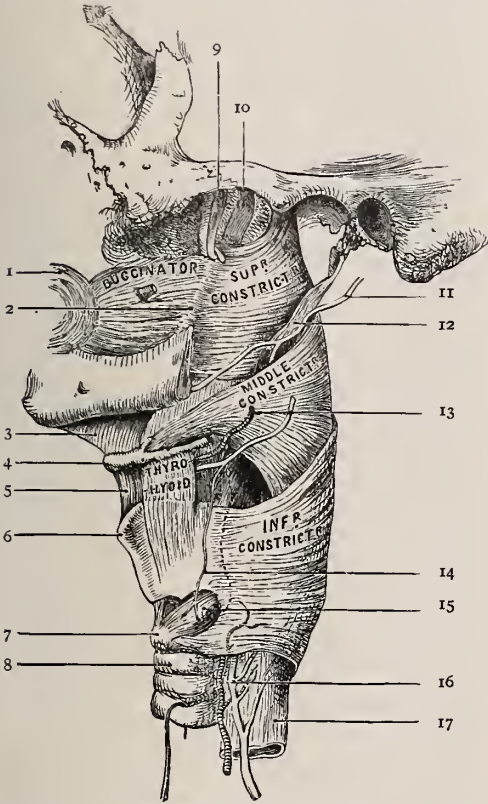
MEDIAN SECTION OF MOUTH, PHARYNX AND LARYNX.

1. Left nostril. 2. Upper lateral cartilage. 3. Inner portion of lower cartilage. 4. Superior turbinated bone and meatus. 5. Middle turbinated bone and meatus. 6. Inferior turbinated bone and meatus. 7. Sphenoid sinus. 8. Posterior nasal fossa. 9. Internal orifice or pavilion of Eustachian tube. 10. Velum palati. 11, 11. Vestibule of mouth. 12. Palatine vault. 13. Genio-glossus muscle. 14. Genio-hyoid. 15. Mylo-hyoid. 16. Anterior pillar of velum palati. 17. Posterior pillar. 18. Tonsil. 19. Circumvallate papillae of tongue. 20. Cavity of larynx. 21. Ventricle. 22. Epiglottis. 23. Hyoid bone. 24. Thyroid cartilage. 25. Thyro-hyoid membrane. 26. Posterior portion of cricoid cartilage. 27. Anterior portion. 28. Crico-thyroid membrane.

where it becomes continuous with the esophagus. It is about five inches long and is narrowed at its termination. It has four coats—an external fascia; a muscular layer, consisting of the three constrictors, together with the stylo-pharyngeal and palato-pharyngeal muscles; a fibrous connective-tissue layer; and a mucous membrane extending to the base of the uvula, that is covered in its upper part with columnar ciliated epithelium, in its lower part with stratified epithelium. Mucous glands and lymphatic follicles are abundant in the mucous membrane. A group of follicles extends across the



back of the pharynx between the orifices of the Eustachian tubes.



MUSCLES OF THE PHARYNX.

1. Orbicularis oris. 2. Pterygo-maxillary ligament. 3. Mylo-hyoideus. 4. Os hyoideus. 5. Thyro-hyoid ligament. 6. Pomum Adami. 7. Cricoid cartilage. 8. Trachea. 9. Tensor palati. 10. Levator palati. 11. Glosso-pharyngeal nerve. 12. Stylo-pharyngeus. 13. Superior laryngeal nerve and artery. 14. External laryngeal nerve. 15. Crico-thyroideus. 16. Inferior laryngeal nerve. 17. Esophagus.

**Phase** (*fāz*) [*φάσις*, appearance]. The condition or stage of a disease or physiologic function at a given time.

**Phaseomannite** (*fa-ze-o-man'-it*). See *Inosite*.

**Phasura** (*fa-zu'-rah*). Synonym of *Phantasm*.

**Phatne** (*fat'-ne*) [*φάτνη*, socket]. Same as *Alveolus*.

**Phatnorrhagia** (*fat-nor-a'-je-ah*) [*φάτνη*, socket; *ῥήγνυμι*, to burst forth]. Hemorrhage from a tooth-socket.

**Phausinx** (*farv'-singks*) [*φάβειν*, to roast]. A bleb or blister.

**Pheduretin** (*fe-du-re'-tin*) [*phenol* (*φαινίξ*, purple-red); *διὰ*, through; *οἰστέιν*, to make water]. A phenol-derivative, occurring in fine, white, silky, acicular crystals, tasteless, hardly soluble in cold water, readily soluble in hot water. It is said to be a powerful diuretic. Dose gr. vij-xv. Unof.

**Phelloderm** (*fel'-o-derm*) [*φελλός*, cork; *δέρμα*, skin]. In biology, a layer of green cells beneath the cork of certain stems (*Ribes*, *Lonicera*, *Spiræa*, *Deutzia*, etc.). It is formed from the ental layer of the phellogen.

**Phellogen** (*fel'-o-jen*) [*φελλός*, cork; *γενής*, producing]. In biology, cork-forming tissue; cork-cambium, cork-meristem; the ental layers of cork-tissue, possessing cellular activity.

**Phellogenetic** (*fel-o-jen-et'-ik*) [*φελλός*, cork; *γενής*, producing]. In biology, relating to the formation of phellogen.

**Phenacetin**, see *Phenacetolin*.

**Phenacetin** (*fe-nas'-et-in*) [*phenol* (*φαινίξ*, purple-red); *acetum*, vinegar],  $C_{10}H_{13}NO_2$ . *Acetphenetidid*; a compound derived from carbolic acid, having antipyretic and antineuralgic properties. It is crystalline, tasteless, and almost insoluble in water. Dose gr. iv-xxx. Unof.

**Phenacetolin** (*fe-nas'-et-o-lin*),  $C_{16}H_{12}O_2$ . A somewhat irregularly formed name of a compound produced by the interaction of phenol, acetic acid, and zinc chlorid. It is used as an indicator in determining acidity and alkalinity. It is also called phenacetin.

**Phenanthrene** (*fe-nan'-thrēn*) [*phenol* (*φαινίξ*, purple-red); *άνθραξ*, coal],  $C_{14}H_{10}$ . A hydrocarbon isomeric with anthracene, and found with it in the last fraction of coal-tar. It crystallizes in colorless, shining plates, melting at  $100^{\circ}C$ . and boiling at  $340^{\circ}C$ .; it is insoluble in water, but soluble in fifty parts of alcohol in the cold, and in ten parts on boiling; it is easily soluble in ether and benzene. **P.-red.** See *Pigments*, *Conspectus of*.

**Phenate** (*fe'-nāt*) [*phenol* (*φαινίξ*, purple-red)]. Any salt-like compound of carbolic acid; a carbolate.

**Phenazin** (*fe'-naz-in*) [*phenol* (*φαινίξ*, purple-red)],  $C_{12}H_8N_2$ . A substance prepared by conducting anilin vapors through a tube heated to redness. It crystallizes and sublimes in bright-yellow needles, melting at  $171^{\circ}C$ . The *phenazins* are chromogenic parent-substances that yield dyes by the entrance of salt-forming groups (especially the amido-group). The eurhodins and safranins are included in this series.

**Phenazonum** (*fe-naz'-o'-num*). See *Antipyrin*.

**Phenetidin** (*fe-net'-id-in*) [*phenol* (*φαινίξ*, purple-red)],  $C_8H_{11}NO$ . The body from which phenacetin is prepared by substitution.

**Phenetol** (*fe'-net-ol*) [*phenol* (*φαινίξ*, purple-red); *oleum*, oil],  $C_2H_5S.OC_6H_5$ . A volatile aromatic-smelling liquid. **P.-red.** See *Coccinin* and *Pigments*, *Conspectus of*.

**Phengophobia** (*fen-go-fo'-be-ah*) [*φέγγος*, light; *φόβος*, fear]. See *Photophobia*.

**Phenic** (*fe'-nik*) [*phenol* (*φαινίξ*, purple-red)]. Obtained from coal-tar. **P. Acid.** See *Acid*, *Carbolic*, and *Phenol*.

**Phenicin** (*fe'-nis-in*) [*φαινίξ*, purple-red]. A brown coloring-matter produced by the action of nitro-sulphuric acid on carbolic acid. Same as *Phenyl-brown*. See *Pigments*, *Conspectus of*.

**Phenicious** (*fe-nish'-us*) [*φαινίξ*, purple-red]. Of the color of phenicin.

**Phenigmus** (*fe-nig'-mus*) [*φαινίξ*, purple-red]. *Red jaundice*; a skin-disease, characterized by diffuse redness, without fever.

**Phenixis**, **Phœnixis** (*fe-niks'-is*) [*φαινίξ*, purple-red]. Red color of the skin from irritation.

**Phenocoll** (*fe-no-kol*) [*phenol* (*φαινίξ*, purple-red)].

$C_6H_4 \begin{matrix} \diagup OC_2H_5 \\ \diagdown NH, OC \end{matrix} (NH_2)CH_2$ .  $C_{10}H_{14}N_2O_2$ . The hydrochlorate of phenol-glycocoll, a rapid and powerful antipyretic and a valuable nervine. Dose gr. viij-xv, repeated at hourly intervals. It is also used as the hydrochlorid. Phenocoll appears as a white crystalline powder soluble in water and alcohol. Unof.

**Phenogamous** (*fen-og'-am-us*). Synonym of *Phanerogamous*.

**Phenol** (*fe'-nol*) [*φαινίξ*, purple-red],  $C_6H_5.OH$ . *Benzene Phenol*, *Carbolic Acid*, *Creasote*; a substance obtained from amidobenzene, etc., and occurring already formed in *Castoreum* and in the urine of herbivora. It is a colorless, crystalline mass, which gradually

acquires a reddish color, and deliquesces on exposure to the air. It melts at  $42^{\circ}$  C. and boils at  $183^{\circ}$  C.; its sp. gr. at  $0^{\circ}$  is 1.084. It possesses a characteristic odor, burning taste, and poisonous and antiseptic properties. It is slowly soluble in water, readily so in alcohol and ether. In a general sense the word is applied to the homologous series of which phenol or carbolic acid is the first member. The *phenols* are compounds formed from benzene and its homologues by the substitution of hydroxyl for hydrogen in the benzene nucleus. They correspond to tertiary alcohols, as they contain the group COH, and all have weak acid properties. They may be *monatomic*, such as ordinary phenol, cresol, etc.; *diatomic*, as pyrocatechin, resorcin, hydroquinone; or *triatomic*, as pyrogallol, phoroglucol. **P.-blue**,  $C_{14}H_{14}N_2O$ , a paste-like substance of blue color. See *Pigments, Conspectus of*. **P.-camphor**, camphor combined with carbolic acid. **P. Colors**. See *Pigments, Conspectus of*. **P. Sodique**, an antiseptic substance said to be composed of carbolic acid, gr. 188; caustic soda, gr. 31; distilled water,  $\frac{3}{4}$  iv.

**Phenolate** (*fe'-no-lăt*) [*phenol* ( $\phi\phi\iota\nu\iota\zeta$ , purple-red)]. A salt of carbolic acid.

**Phenologic** (*fe-no-loj'-ik*) [ $\phi\phi\iota\nu\iota\nu$ , to bring to light;  $\lambda\acute{o}\gamma\omicron\varsigma$ , science]. Pertaining to phenology.

**Phenologist** (*fe-nol'-o-jist*) [ $\phi\phi\iota\nu\iota\nu$ , to bring to light;  $\lambda\acute{o}\gamma\omicron\varsigma$ , science]. One versed in phenology.

**Phenology** (*fe-nol'-o-jē*) [ $\phi\phi\iota\nu\iota\nu$ , to bring to light;  $\lambda\acute{o}\gamma\omicron\varsigma$ , science]. In biology, the science of the behavior of plants and animals to the periodic changes in meteorologic conditions.

**Phenolphthalein** (*fe-nol-tha'-le-in*) [ $\phi\phi\iota\nu\iota\zeta$ , purple-red]. A substance derived from phenol and phthalic acid and used as a delicate test for acids and alkalis. One gram is dissolved in one liter of 50 per cent. alcohol. It is very delicate.

**Phenolsulphonic Acid** (*fe-nol-sul-fon'-ik*) [*phenol* ( $\phi\phi\iota\nu\iota\zeta$ , purple-red); *sulphur*]. The "phenol-forming substance" found sometimes in urine from which phenol is obtained.

**Phenolsulphuric Acid** (*fe-nol-sul-fu'-rik*) [*phenol* ( $\phi\phi\iota\nu\iota\zeta$ , purple-red); *sulphur*]. An acid that exists in the urine in very small amount.

**Phenomena** (*fe-nom'-en-ah*) [ $\phi\alpha\iota\nu\omicron\mu\epsilon\nu\omicron\nu$ , that which is seen]. Plural of *Phenomenon*, *q. v.* **Phenomena of Transfer**. Peculiar phenomena observed in hysterical patients. It has been found, in some cases, that the laying of a metal plate upon an anesthetic portion of the skin restores to this its sensibility, while simultaneously a corresponding area on the opposite side of the body, previously normal, becomes anesthetic. Frequently the sensibility oscillates from one side to the other. If the metal is placed first on an area possessing normal sensibility, this becomes anesthetic, while a corresponding zone on the anesthetic side regains its sensibility. Other hysterical symptoms may present these same transfer-phenomena. Nor is their production confined to metallic plates; other so-called esthesiogenic substances produce the same effect—thus, large magnets, weak galvanic currents, static electricity, vibrating tuning-forks, mustard-plasters, and others. As to the nature of the curious phenomena, it is generally believed that they are due to suggestion.

**Phenomenal** (*fe-nom'-en-al*) [ $\phi\alpha\iota\nu\omicron\mu\epsilon\nu\omicron\nu$ , that which is seen]. Pertaining to phenomena. Also extraordinary, startling, or exceptional to the ordinary course of events in nature.

**Phenomenogenia** (*fe-nom-en-o-jē'-ne-ah*) [ $\phi\alpha\iota\nu\iota\nu$ , to show;  $\gamma\acute{\iota}\gamma\nu\epsilon\sigma\theta\alpha\iota$ , to be born]. The origin of phenomena.

**Phenomenon** (*fe-nom'-en-on*) [ $\phi\alpha\iota\nu\omicron\mu\epsilon\nu\omicron\nu$ , that which is seen; from  $\phi\alpha\iota\nu\iota\nu$ , to shine: *pl. Phenomena*]. An event or manifestation, generally of an unusual character. **P., Cheyne-Stokes'**. Synonym of *Cheyne-Stokes' Respiration*. **P., Knee**. Synonym of *Patellar Tendon-reflex*. **P., Porret's**, a wave-like motion seen in a muscle through which a galvanic current passes in a longitudinal direction. **P., Westphal's**. Synonym of *Patellar Tendon-reflex*.

**Phenomenoscopy** (*fe-nom-en-o-sko'-pe-ah*) [ $\phi\alpha\iota\nu\iota\nu$ , to show;  $\sigma\kappa\omicron\pi\epsilon\iota\nu$ , to examine]. The investigation of phenomena, especially of disease.

**Phenone** (*fe'-nōn*) [*phenol* ( $\phi\phi\iota\nu\iota\zeta$ , purple-red)]. A ketone formed by the union of phenyl and a hydrocarbon of the marsh-gas series.

**Phenophobia** (*fe-no-fō'-be-ah*). Synonym of *Photophobia*.

**Phenoquinone** (*fe-no-kwin'-ōn*) [*phenol* ( $\phi\phi\iota\nu\iota\zeta$ , purple-red); *quinone*],  $C_{18}H_{14}O_4$ . An oxidation-product of phenol.

**Pheno-resorcin** (*fe-no-res-or'-sin*) [*phenol* ( $\phi\phi\iota\nu\iota\zeta$ , purple-red); *resorcin*]. A mixture containing carbolic acid 67, resorcin 33 per cent. Unof.

**Phenosafuranin** (*fe-no-saf'-ran-in*) [*phenol* ( $\phi\phi\iota\nu\iota\zeta$ , purple-red); *Fr., safran*, saffron],  $C_{18}H_{15}N_2Cl$ . The lowest member of the safranins, formed from phenylene, diamine, and aniline. It consists of needles, green in color and having a metallic luster. It dissolves in water and alcohol with a beautiful red color. See *Pigments, Conspectus of*.

**Phenose** (*fe'-nōz*) [*phenol* ( $\phi\phi\iota\nu\iota\zeta$ , purple-red)],  $C_6H_6(OH)_6$ . A substance obtained by the action of a soda-solution upon hexahydrobenzene. It is an amorphous, readily soluble substance, deliquescing in the air. It has a sweet taste, and reduces Fehling's solution, but is not capable of fermentation.

**Phenozygous** (*fe-noz'-ig-us*) [ $\phi\alpha\iota\nu\iota\nu$ , to show;  $\zeta\gamma\omicron\nu\omicron$ , yoke]. In craniometry, "having the zygomatic arches visible directly from above; having the bizygomatic diameter greater than the maximum transverse frontal diameter, and the angle of Quatrefages positive."

**Phenyl** (*fe'-nil*) [ $\phi\phi\iota\nu\iota\zeta$ , purple-red;  $\psi\eta\eta$ , matter],  $C_6H_5$ . A univalent organic radical. **P.-acetic Acid**. See *Acid*. **P.-amid**, a compound formed by the substitution of one or more amido-groups for the hydrogen of benzene; aniline is a phenylamid. **P.-amin**. Synonym of *Anilin*. **P.-auramin**. See *Pigments, Conspectus of*. **P. Bisulphate**. See *Acid, Sulphocarbolic*. **P.-brown**. See *Pigments, Conspectus of*. **P.-carbamate of Ethyl**. See *Phenylurethane*. **P.-endiamin**  $C_6H_4(NH_2)_2$ . Preferably *diamidobenzene*; a chemie substance of which there are three isomeric forms, distinguished by the prefixes *ortho-*, *meta-*, *para-*. **P.-ethylene**. See *Styrol*. **P.-glucosazone**,  $C_{18}H_{22}N_4O_4$ ; a compound of dextrose with phenyl-hydrazin. It crystallizes in yellow needles, is almost insoluble in water, very slightly soluble in hot alcohol, melts at about  $205^{\circ}$  C., and is levo-rotatory when dissolved in glacial acetic acid. **P.-glycerol**. See *Styrcerin*. **P.-glycuronic Acid**, a levo-rotatory, crystalline body occurring in the urine after the administration of carbolic acid. Dilute acid decomposes it into carbolic and glycuronic acids. **P.-hydrazin**,  $C_6H_8N_2$ , a substance obtained from benzene diazochlorid by reduction with sodium sulphite or stannous chlorid. It is a colorless, peculiar-smelling oil, solidifying, when cooled, to plate-like crystals, melting at  $23^{\circ}$  C.; sp. gr. 1.091 at  $21^{\circ}$  C. It boils at  $241-242^{\circ}$  C. It dissolves with great difficulty in cold water, but readily in alcohol and ether. **P.-h. Test** (for sugar). Into a test-tube put  $\frac{1}{2}$  in. dry phenyl-hydrazin hydrochlorate; add pulverized sodium acetate an equal volume; and fill one-half of the tube



with urine. Agitate until the sodium acetate is dissolved, gently heating up to the boiling-point and boil for 30 seconds. Examine the sediment with the microscope for yellow, branching, needle-shaped crystals of phenyl-glucosazone. See *Tests, Table of*. **P.** Hydrid,  $C_6H_6$ , benzene. **P.-lactosazone**,  $C_{24}H_{32}N_4O_9$ , a compound of lactose with phenyl-hydrazin; it is soluble in 80-90 parts of boiling water, and melts at about 200° C. It crystallizes readily in the form of yellow needles usually aggregated into clusters. **P.-maltosazone**,  $C_{24}H_{32}N_4O_9$ , a compound of maltose obtained by the action of phenyl-hydrazin upon it in the presence of acetic acids. It crystallizes readily in minute yellow needles, is soluble in about 75 parts of boiling water, and still more soluble in hot alcohol. Its melting-point is 206° C. **P.-mercaptan**. See *Thiophenol*. **P.-methane**,  $(CH_2(C_6H_5))_2$ , a crystalline hydrocarbon with the odor of oranges. It has the effects of antipyrin, in half the dose, being antirheumatic and analgesic, as well as antipyretic. Dose from 3 to 7 gr., in wine. **P.-propionic Acid**,  $C_6H_5O_2$ , a crystalline body which, when injected subcutaneously, causes albuminuria, glycosuria, vomiting, diarrhea, and sometimes death. If the sodium salt is given, large amounts of indican appear in the discharges. **P. Salicylate**. See *Salol*. **P.-urethane**,  $C_6H_{11}NO_2$ , a white, crystalline substance made by the action of chlorocarbonic acid on carbanilic ether. It is also known chemically as *phenylcarbamate of ethyl and euphorin*. It has the flavor of benzine, with an acrid after-taste; it is almost insoluble in cold water, but is soluble in boiling water, alcohol and ether; 1-500 hinders alcoholic fermentation. See *Euphorin*. **P.-violet**. Same as *Rosanilin-violet*.

**Phenylene** (*fe'-nil-ēn*) [φοινίξ, purple-red],  $C_6H_4$ . A bivalent organic radicle. **P.-blue**. See *Pigments, Conspectus of*. **P.-brown**. See *Pigments, Conspectus of*.

**Phenyliā** (*fe-nil'-e-ah*). Same as *Anilin*.

**Phenylic** (*fe-nil'-ik*) [φοινίξ, purple-red]. Pertaining to phenyl. Same as *Phenic*. **P. Acid**. Synonym of *Carbolic Acid*. **P. Alcohol**. Synonym of *Carbolic Acid*.

**Phocyst** (*fe'-o-sist*) [φαίος, dusky; κύστις, bladder]. Decaise's term for the nucleus of a vegetable cell.

**Phomyelitis** (*fe-o-mi-el-i'-tis*) [φαίος, gray; μυελός, marrow; ιτις, inflammation]. Inflammation of the gray matter of the spinal cord.

**Phial** (*fi'-al*) [φιάλη, a saucer]. A small glass bottle.

**Phialine** (*fi'-al-in*) [φιάλη, a saucer, or paterna]. In biology, saucer-shaped.

**Philanthrope** (*fil'-an-thrôp*) [φιλάνθρωπος, humane]. A philanthropist.

**Philanthropic** (*fil-an-throp'-ik*) [φιλάνθρωπος, humane]. Pertaining to philanthropy; benevolent.

**Philanthropism** (*fil-an'-thro-pizm*). Same as *Philanthropy*.

**Philanthropist** (*fil-an'-thro-pist*) [φιλάνθρωπος, humane]. One who loves mankind.

**Philanthropy** (*fil-an'-thro-pe*) [φιλάνθρωπος, humane]. The love of mankind; benevolence; charity.

**Philermum** (*fil-ur'-mum*). Synonym of *Mercaptan*.

**Philetron** (*fi-le'-tron*). Synonym of *Philtrum*.

**Philiater** (*fil'-e-a-ter*) [φιλείν, to love; ιατρός, physician]. An amateur student of medical science; a non-professional observer of disease-phenomena.

**Phillips' Muscle**. See *Muscles, Table of*.

**Philœnia** (*fil-e'-ne-ah*) [φιλείν, to love; οἶνος, wine]. Morbid addition to strong drink.

**Philogynist** (*fil-ôj'-in-ist*) [φιλείν, to love; γυνή, women]. A lover of women; the opposite of misogynist.

**Philogyny** (*fil-ôj'-in-e*) [φιλείν, to love; γυνή, women]. Admiration for women; the opposite of misogyny.

**Philomimesia** (*fil-o-mi-me'-ze-ah*) [φιλείν, to love; μίμησις, imitation]. A morbid or insane love of mimicry.

**Philomimetic** (*fil-o-mi-met'-ik*) [φιλείν, to love; μίμησις, imitation]. Characterized by philomimesia.

**Philoneism** (*fil-o-ne'-izm*) [φιλέειν, to love; νέος, new]. Abnormal love of novelty; the reverse of misoneism.

**Philopatridalgia** (*fil-o-pa-trid-al'-je-ah*) [φιλείν, to love; πατρίς, fatherland; ἄλγος, pain]. Homesickness, or nostalgia.

**Philopatridomania** (*fil-o-pa-trid-o-ma'-ne-ah*) [φιλείν, to love; πατρίς, fatherland; μανία, madness]. An insane desire to return home; excessive nostalgia, or homesickness.

**Philosopher** (*fil-os'-o-fer*) [φιλείν, to love; σοφία, wisdom]. A metaphysician; one who is devoted to philosophy.

**Philosophic** (*fil-o-sof'-ik*) [φιλείν, to love; σοφία, wisdom]. Pertaining to philosophy.

**Philosophy** (*fil-os'-o-fē*) [φιλείν, to love; σοφία, wisdom]. The coordination of human knowledge. Science in its widest sense; also, any important branch of science. **P., Natural**. See *Physics*. **P., Positive**, Comteism, or the philosophy of Auguste Comte.

**Philter**, **Philtre** (*fil'-ter*) [φίλτρον, a love-charm]. A love-potion; a preparation supposed to be efficacious in exciting sexual passion.

**Philtrum** (*fil'-trum*) [φίλτρον, a love-charm]. The depression on the surface of the skin of the upper lip immediately below the septum of the nose. Also, the same as *Filter*.

**Philydrous** (*fil-i'-drus*) [φιλείν, to love; ὕδωρ, water]. In biology, living in or frequenting water.

**Philyprostrophous** (*fil-ip-os'-tro-fus*) [φιλείν, to love; ὑπόστροφος, turning back]. Recurring, as of a disease.

**Phimosientomy** (*fi-mo-se-en'-to-me*) [φίμοιν, to constrict; ἐντομή, incision]. Incision of a constricted prepuce.

**Phimosia** (*fi-mo'-sis*) [φίμοιν, to constrict]. Elongation of the prepuce and constriction of the orifice, so that the foreskin cannot be retracted to uncover the glans penis. **P. oris**, narrowing of the opening of the mouth. **P. palpebrarum**. Synonym of *Blepharophimosia*. **P. vaginalis**, atresia of the vagina.

**Phlasma** (*flaz'-mah*) [φλάσμα, bruise]. Synonym of *Contusion*.

**Phleb-** (*feb-*) [φλέψ, vein]. A prefix meaning vein.

**Phlebangioma** (*feb-an-je-o'-mah*) [φλέψ, vein; ἄγγειον, vessel; ὅμα, tumor]. A venous aneurysm.

**Phlebarteriectasia** (*feb-ar-te-re-ek-ta'-ze-ah*) [φλέψ, vein; ἀρτηρία, artery; ἔκτασις, dilatation]. Varicose aneurysm.

**Phlebarteriodialysis** (*feb-ar-te-re-o-di-al'-is-is*) [φλέψ, vein; ἀρτηρία, artery; ἐκτάσις, separation]. Arterio-venous aneurysm.

**Phlebectasia**, **Phlebectasia** (*feb-ek-ta'-ze-ah*, *feb-ek'-tas-is*) [φλέψ, vein; ἔκτασις, dilatation]. Dilatation of a vein or veins. See *Varix*. **P. hæmorrhoidalis**. Synonym of *Hæmorrhoid*.

**Phlebectomy** (*feb-ek'-to-me*) [φλέψ, vein; ἐκτομή, excision]. Excision of a vein or portion of a vein.

**Phlebectopia** (*feb-ek-to'-pe-ah*) [φλέψ, vein; ἐκ, out; τόπος, place]. The displacement or abnormal position of a vein.

**Phlebemphraxis** (*feb-em-fraks'-is*) [φλέψ, vein; ἔμφορσις, obstruction]. Plugging of a vein.

**Phlebepatitis** (*feb-ep-at-i'-tis*) [φλέψ, vein; ἥπαρ, liver; ιτις, inflammation]. Inflammation of the portal or hepatic veins.

- Phlebeurisma** (*feb-u-ri'-mah*). Synonym of *Varix*.
- Phlebic** (*feb'-ik*) [φλέψ, vein]. Venous.
- Phlebin** (*feb'-in*) [φλέψ, vein]. Hoppe-Seyler's term for the venous blood-pigment as contained in the red corpuscles. See *Pigments, Conspectus of*.
- Phlebon** (*feb'-e-on*) [φλέψ, vein]. A small vein, or venule.
- Phlebismus** (*feb-iz'-mus*) [φλέψ, vein]. Undue prominence or swelling of a vein.
- Phlebitic** (*feb-it'-ik*) [φλέψ, vein; *ιτις*, inflammation]. Pertaining to, of the nature of, or affected with phlebitis.
- Phlebitis** (*feb-it'-tis*) [φλέψ, vein; *ιτις*, inflammation]. Inflammation of a vein. **P., Crural**, inflammation of the veins of the lower limb. See *Phlegmasia alba dolens*. **P., Gouty**, that dependent on gout. **P., Hyperplastic**. Synonym of *P., Proliferative*. **P., Obstructive**, phlebitis leading to occlusion of the vein. **P., Portal**. Synonym of *Pylephlebitis*. **P., Proliferative**, inflammation of a vein characterized by hyperplasia of the connective tissue of the vessel. It may be due to thrombosis—*thrombophlebitis*, or to inflammation of the surrounding tissue—*periphlebitis*. **P., Puerperal**, inflammation of the uterine veins following parturition. It generally follows thrombosis and is nearly always septic in origin. **P., Sclerotic**, diffuse or localized thickening of the intima of a vein, analogous to arteriosclerosis. **P., Simple**, phlebitis not due to microorganisms. **P., Sinus**, inflammation of a cerebral venous sinus. **P., Suppurative**, phlebitis going on to suppuration; this is a dangerous form on account of the distribution of septic emboli to distant organs that may take place. **P., Syphilitic**, phlebitis due to syphilis, generally seen in the portal radicles and umbilical veins of syphilitic new-born children. **P., Tuberculous**, a round-celled infiltration in the walls of a vein, due to the presence of the tubercle-bacillus. It may proceed to induration of the wall or to caseation; it may also burst through the intima into the blood-stream. **P., Uterine**. See *P., Puerperal*. **P., Varicose**, inflammation of a varicose vein.
- Phlebocarcinoma** (*feb-o-kar-sin-o'-mah*) [φλέψ, vein; *καρκίνωμα*, carcinoma]. Extension of carcinoma to the walls of a vein.
- Phlebocholosis** (*feb-o-ko-lo'-sis*) [φλέψ, a vein; *χόλωσις*, lameness]. Paralysis of the veins.
- Phlebodes** (*feb-o'-des*) [φλέψ, vein; *ειδος*, like]. Resembling a vein; made up of veins.
- Phlebodiastasis** (*feb-o-di-as'-tas-is*) [φλέψ, vein; *διάσταςις*, separation]. Separation of the ends of a cut vein; also, separation of two normally contiguous veins.
- Phlebogenous** (*feb-oj'-en-us*) [φλέψ, a vein; *γενής*, producing]. Producing veins; a term applied to certain angiomatous tumors.
- Phlebogram** (*feb'-o-gram*) [φλέψ, vein; *γράμμα*, a marking]. A tracing of the pulsation of a vein by the sphygmograph.
- Phlebographic** (*feb-o-graf'-ik*) [φλέψ, vein; *γράφειν*, to unite]. Pertaining to phlebography.
- Phlebography** (*feb-og'-ra-fe*) [φλέψ, vein; *γράφειν*, to write]. The anatomy and physiology of the veins.
- Phleboid** (*feb'-oid*) [φλέψ, vein; *ειδος*, like]. Pertaining to a vein. See also *Phlebodes*.
- Phleboidal** (*feb-oi'-dal*) [φλέψ, vein; *ειδος*, form]. In biology, resembling veins.
- Phlebolite, Phlebolith** (*feb'-o-lit, feb'-o-lith*) [φλέψ, vein; *λίθος*, stone]. Vein-stone, a hard concretion sometimes found in veins, and produced by calcareous infiltration of a thrombus.
- Phlebolithiasis** (*feb-o-lith-i'-as-is*) [φλέψ, vein; *λίθος*, stone]. The formation of phleboliths.
- Phlebotitic** (*feb-o-li'-ik*) [φλέψ, a vein; *λίθος*, a stone]. Of the nature of, containing, or characterized by, phlebolites.
- Phlebologic** (*feb-o-loj'-ik*) [φλέψ, a vein; *λόγος*, science]. Pertaining to phlebology.
- Phlebology** (*feb-ol'-o-je*) [φλέψ, vein; *λόγος*, science]. The science of the anatomy and physiology of the veins.
- Phlebometritis** (*feb-o-met-ri'-tis*). Synonym of *Phlebitis, Uterine*.
- Phlebopaly** (*feb-op'-al-e*) [φλέψ, vein; *πάλλειν*, to beat]. Venous pulsation.
- Phlebophlogosis** (*feb-o-flo-go'-sis*). Synonym of *Phlebitis*.
- Phlebophthalmotomy** (*feb-off-thal-mot'-o-me*) [φλέψ, vein; *ὀφθαλμός*, eye; *τομή*, a cutting]. Scarification of the conjunctival vein.
- Phleboplerosis** (*feb-o-ple-ro'-sis*) [φλέψ, a vein; *πληρωσις*, a filling]. Distention of the veins.
- Phleborrhage** (*feb'-or-aj*). See *Phleborrhagia*.
- Phleborrhagia** (*feb-or-a'-je-ah*) [φλέψ, vein; *ρηγνύναι*, to burst forth]. Venous hemorrhage.
- Phleborrhaxis** (*feb-or-eks'-is*) [φλέψ, vein; *ρήξις*, rupture]. Rupture of a vein.
- Phlebosclerosis** (*feb-o-skle-ro'-sis*). Synonym of *Phlebitis, Sclerotic*.
- Phlebotenosis** (*feb-o-sten-o'-sis*) [φλέψ, vein; *στενός*, narrow]. Constriction of a vein.
- Phlebotrepsis** (*feb-o-strep'-sis*) [φλέψ, vein; *στρέψις*, a twisting]. Torsion, or twisting, of a vein.
- Phlebothrombosis** (*feb-o-throm-bo'-sis*) [φλέψ, vein; *θρόμβος*, lump]. The formation of a thrombus in a vein.
- Phlebotomania** (*feb-o-ma'-ne-ah*) [φλέψ, vein; *τομή*, a cutting; *μανία*, madness]. A rage for blood-letting; excessive fondness for phlebotomy.
- Phlebotome** (*feb'-o-tōm*) [φλέψ, vein; *τομή*, a cutting]. A cutting-instrument used in bleeding; a fleam.
- Phlebotomic** (*feb-o-ton'-ik*) [φλέψ, a vein; *τομή*, a cutting]. Pertaining to phlebotomy.
- Phlebotomist** (*feb-o'-o-mist*) [φλέψ, vein; *τομή*, a cutting]. One who lets blood; a bleeder.
- Phlebotomy** (*feb-ol'-o-me*) [φλέψ, vein; *τομή*, a cutting]. Blood-letting from a vein. It was formerly performed with a spring-lancet; at present a straight bistoury or a scalpel is used. The vein most often selected is the median cephalic at the bend of the elbow.
- Phlebs** (*feb's*) [φλέψ, a vein; *pl., Phlebes*]. Vein.
- Phlebectasia** (*feb-ip-ek-ta'-ze-ah*) [φλέψ, vein; *ἵπός*, slight; *έκτασις*, dilatation]. Slight distention of a vein.
- Phleberectasia** (*feb-i-per-ek-ta'-ze-ah*) [φλέψ, vein; *ἵπερ*, excessive; *έκτασις*, dilation]. Great distention of the veins.
- Phlebypostenosis** (*feb-ip-os-ten-o'-sis*) [φλέψ, vein; *ἵπός*, slight; *στενός*, narrow]. Slight constriction of a vein.
- Phledonia** (*feb-do'-ne-ah*) [φλεδονεία, babble]. Delirium, or delirious utterance.
- Phlegm** (*flēm*) [φλέγμα, phlegm]. A viscid, stringy mucus, secreted by the mucosa of the upper air-passages and which is expectorated or vomited; also, one of the four humors of old writers.
- Phlegmagogic** (*flēg-mag-oj'-ik*) [φλέγμα, phlegm; *άγωγός*, leading]. Having the qualities of a phlegmagogue; tending to expel phlegm.
- Phlegmagogue** (*flēg'-mag-os*) [φλέγμα, phlegm; *άγωγός*, leading]. 1. Expelling phlegm. 2. A medicine that expels phlegm.
- Phlegmasia** (*flēg-ma'-ze-ah*) [φλέγειν, to burn]. Inflammation. **P. alba dolens**, popularly called milk-leg. A painful swelling of the leg, beginning



either at the ankle and ascending, or at the groin and extending down the thigh. Its usual cause is septic infection of the genital region after labor. Two forms are described: The most common and most dangerous is a thrombosis of the veins of the thigh; the other involves the connective tissues and lymphatic vessels. The dangers of the first form are embolism, general infection, or the extension of the thrombus into the inferior cava. **P. malabarica**. Synonym of *Elephantiasis arabum*.

**Phlegmasia** (*fleg-ma'-zīk*) [φλέγειν, to burn]. Characterized by or pertaining to phlegmasia. **P. Affection**, Gouley's term for a morbid process, one of the local nutritional changes, which, when visible and tangible, is ordinarily characterized by heat, redness, swelling, and pain, and which is now believed to be generally caused by microbic invasion.

**Phlegmatic** (*fleg-mat'-ik*) [φλεγματικός, like phlegm]. Unfeeling, indifferent, apathetic. Abounding in phlegm. **P. Temperament**, the lymphatic temperament.

**Phlegmatoid** (*fleg'-mat-oid*). Synonym of *Phlegmatous*.

**Phlegmatorrhagia** (*fleg-mat-or-a'-je-ah*) [φλέγμα, inflammation; ῥηγνύναι, to burst forth]. Coryza.

**Phlegmatorrhea** (*fleg-mat-or-e'-ah*). Synonym of *Phlegmatorrhagia*.

**Phlegmatous** (*fleg'-mat-us*) [φλέγμα, inflammation]. Pertaining to or having the nature of phlegm.

**Phlegmon** (*fleg'-mon*) [φλεγμονή, inflammation]. An inflammation characterized by the spreading of a purulent or fibrino-purulent exudate within the tissues.

**Phlegmonoid** (*fleg'-mon-oid*) [φλεγμονοειδής, like phlegmon]. Resembling phlegmon.

**Phlegmonous** (*fleg'-mon-us*) [φλεγμονή, inflammation]. Of the nature of or pertaining to phlegmon.

**Phlegmorragia** (*fleg-mor-a'-je-ah*). Synonym of *Phlegmorrrhea*.

**Phlegmorrrhea** (*fleg-mor-e'-ah*) [φλέγμα, phlegm; ροία, a flow]. A profuse discharge of mucus.

**Phlegmymen** (*fleg-mi'-men*) [φλέγμα, phlegm; ὑμῆν, membrane]. Mucous membrane.

**Phlegmymenitis** (*fleg-mi-men-i'-tis*) [φλέγμα, phlegm; ὑμῆν, membrane; τισ, inflammation]. Inflammation of a mucous membrane.

**Phlobaphene** (*flō'-baf-ēn*),  $C_{30}H_{46}O_{25}$ . A dark-red amorphous substance derived from hops, from the bark of various trees, and from sugar by the action of various chemicals. See *Oak-bark*, and *Pigments, Conspectus of*.

**Phloēm** (*flō'-em*) [φλοιός, bark]. In biology, that portion of a fibro-vascular bundle which consists of bast-tissue and sieve-tissue; leptome. Cf. *Xylem*. **P.-ray**, a plate of phloēm-tissue between two medullary rays. **P.-sheath**, in biology, a layer of thin-walled cells surrounding the phloēm-tissue; bast-sheath; periphloēm; vascular-bundle sheath. **P.-tissue**, phloēm.

**Phlogia** (*flō'-je-ah*) [φλογία, a burning]. Inflammation.

**Phlogistic** (*flō-jis'-tik*) [φλογιστός, burnt]. Pertaining to phlogiston; inflammatory.

**Phlogiston** (*flō-jis'-ton*) [φλογιστός, burnt]. A term formerly used by chemists to denote the inflammable element which was contained in combustible substances, and which was separated from them during combustion. The term disappeared with the discovery of oxygen.

**Phlogmocausus** (*flog-mo-kau'-sus*) [φλογμός, flame; καυσός, burning heat]. Inflammatory fever.

**Phlogochroma** (*flog-o-kro'-mah*) [φλόγος, burning; χρώμα, color]. The color due to inflammation.

**Phlogochymia** (*flog-o-ki'-me-ah*) [φλόγος, burning; χυμια, chemistry]. The metabolic changes induced by inflammation.

**Phlogogenic** (*flog-o-jen'-ik*) [φλογός, burning; γεννάν, to produce]. Causing inflammation.

**Phlogogenous** (*flō-gof'-en-us*) [φλογός, burning; γενής, producing]. Producing inflammation.

**Phlogoma** (*flō-gol'-mah*) [φλόγος, burning; ὄμα, tumor]. An inflammatory swelling.

**Phlogopyra** (*flō-gop'-ir-ah*). Synonym of *Phlogocausus*.

**Phlogosin** (*flō-go'-zin*) [φλόξ (φλογ-), flame; φλόγωσις, inflammation]. In biology, the name given by Leber to the crystalline body isolated from cultures of pyogenic staphylococci. It induces suppuration when injected hypodermatically.

**Phlogosis** (*flō-go'-sis*) [φλόγωσις, a burning]. Inflammation; also erysipelatous inflammation.

**Phlogotic** (*flō-got'-ik*) [φλόγος, burning]. Pertaining to or marked by phlogosis, or inflammation.

**Phlogozelotism** (*flō-go-zel'-ot-izm*) [φλόγος, burning; ζηλῶν, to be eager]. A mania for ascribing to every disease an inflammatory origin.

**Phloragluin** (*flō-rag-lu'-sin*). See *Phloroglucin*.

**Phloretin** (*flor-e'-tin*) [φλοιός, bark; ρίζα, root]. A product of the treatment of phloridzin by dilute acids. Like that of phloridzin, its administration in suitable doses is followed by glycosuria or true diabetes.

**Phloretnic Acid** (*flor-et-in'-ik*). See *Acid*.

**Phloridzin**, **Phlorizin** (*flor-id'-zin*, *flor'-iz-in*) [φλοιός, bark; ρίζα, root],  $C_{21}H_{24}O_{10} \cdot 2H_2O$ . A bitter crystalline glucosid occurring in the root and trunk of the apple, pear, and similar fruit-trees. It has reputed value in intermittent fevers and in glycosuria. Its exhibition is, however, very liable to cause glycosuria or true diabetes. In dogs large doses also produce marked fatty infiltration of the liver. Dose gr. 10-20. Unof.

**Phloroglucin** (*flō-ro-glu'-sin*) [φλοιός, bark; γλυκίς, sweet],  $C_6H_6O_3$ , or  $C_6H_3(OH)_3$ . A trivalent phenol found in many plants, especially in the bark of the cherry, pear, apple, and plum, and the leaves of the apple. It may also be obtained from different resins (catechu, kino) on fusion with caustic potash, or by fusing resorcinol with caustic soda. It crystallizes from water in hard, orthorhombic, yellowish crystals, sweeter than ordinary sugar, melting at 22° C. and subliming unaltered. It is employed as a test for lignin, giving a violet or purple coloration to lignified cell-walls previously acted on by hydrochloric acid. It is also employed as a decalcifying agent. See *Stains, Table of*, and *Tests, Table of*.

**Phloroglucinol**, **Phloroglucol** (*flō-ro-glu'-sin-ol*, *flō-ro-glu'-kol*). Synonym of *Phloroglucin*.

**Phlorol** (*flō'-rol*) [φλοιός, bark; oleum, oil],  $C_8H_{10}O$ . A phenol found in creasote.

**Phlorose** (*flō'-rōz*) [φλοιός, bark]. A glucose which is probably identical with dextrose.

**Phlorrhizin** (*flō'-iz-in*). Synonym of *Phloridzin*.

**Phloxin** (*flōks'-in*) [φλόξ, a flame]. A coal-tar color; the potassium salt of tetra-brom-di-chlor-fluorescein. It is similar to eosin. See *Pigments, Conspectus of*.

**Phlyctena** (*flik-te'-nah*) [φλύκταινα, blister]. An elevation of the skin formed by an effusion of serum under the epidermis; blister; vesicle. **P. pallida**. See *Ophthalmia, Spring*.

**Phlyctenar** (*flik'-ten-ar*) [φλύκταινα, blister]. Affected with phlyctena; pertaining to phlyctena.

**Phlyctenoid** (*flik'-ten-oid*) [φλύκταινα, blister; είδος, like]. Resembling phlyctena. (Applied to a variety of herpes.)

**Phlyctenophthalmia** (*flik-ten-off-thal'-me-ah*). Synonym of *Conjunctivitis, Phlyctenular*.

**Phlyctenosis** (*flik-ten-ol'-sis*) [φλύκταινα, blister]. An eruption characterized by vesicles. **P. aggregata**, an

herpetic eruption in which the vesicles are situated closely together. **P. labialis**. Synonym of *Herpes labialis*. **P. sparsa**, a form in which the vesicles are few and at considerable distances from each other.

**Phlyctenous** (*flik-te'-nus*) [*φλύκταινα*, a blister]. Pertaining to, affected with, or of the nature of, a phlyctena.

**Phlyctenula** (*flik-ten'-u-lah*) [dim. of *φλύκταινα*, blister]. A little vesicle or blister.

**Phlyctenular** (*flik-ten'-u-lar*) [*φλύκταινα*, blister]. Having the nature of phlyctenula. **P. Conjunctivitis**, **P. Ophthalmia**. See *Conjunctivitis*, *Phlyctenular*.

**Phlyctenule** (*flik-ten'-ul*). Synonym of *Phlyctenula*.

**Phlyctis** (*flik'-tis*). Synonym of *Phlyctenula*.

**Phlysis** (*flik'-sis*) [*φλύσις*, eruption]. **1.** A phlyctenula **2.** A whitlow.

**Phlyzacion**, **Phlyzacium** (*fli-za'-se-on*, *fli-za'-se-um*) [*φλύζω*, to inflame]. A pustular vesicle on an indurated base. **P. acutum**. Synonym of *Ecthyma acutum*.

**Phobanthropy** (*fo-ban'-thro-pe*). See *Anthrophobia*.

**Phobodipsia** (*fo-bo-dip'-se-ah*) [*φόβος*, fear; *δίψα*, thirst]. Hydrophobia.

**Phobodypson** (*fo-bo-dip'-son*). Synonym of *Hydrophobia*.

**Phobophobia** (*fo-bo-fo'-be-ah*) [*φόβος*, fear; *φόβος*, fear]. Dread of being afraid.

**Phocenin** (*fo'-sen-in*). Synonym of *Trivalerin*.

**Phocomelia** (*fo-ko-me'-le-ah*). See *Phocomelus*.

**Phocomelus** (*fo-kom'-el-us*) [*φώκη*, a seal; *μέλος*, limb]. A monster with shortened or rudimentary arms and thighs, the hands and feet being attached almost directly to the trunk.

**Phœniceous** (*fe'-nis-e-us*) [*φοινίξ*, purple-red]. Same as *Phéniceous*.

**Phénicin** (*fen'-is-in*) [*φοινίξ*, purple-red]. A name sometimes given to the coloring-matter of the blood.

**Phénicism** (*fe'-nis-izm*) [*φοινίξ*, red]. A synonym of *Measles*.

**Phénigmus** (*fe-nig'-mus*) [*φοινίξ*, purple-red]. See *Phénigmus*.

**Phénodin** (*fe'-no-din*) [*φοινώδης*, blood-red]. Synonym of *Hematin*.

**Pholis** (*fo'-lis*) [*φολίς*, a scale]. A horny scale.

**Phonal** (*fo'-nal*) [*φωνή*, voice]. Pertaining to the voice or to sound.

**Phonascetics** (*fo-nas-et'-iks*) [*φωνασκεῖν*, to exercise the voice]. Systematic exercise for the restoration or improvement of the voice.

**Phonate** (*fo'-nāt*) [*φωνή*, voice]. To utter vocal sounds.

**Phonation** (*fo-na'-shun*) [*φωνή*, voice, or sound]. The production of vocal sound. The larynx is the organ of phonation.

**Phonatory** (*fo-na'-tor-e*) [*φωνή*, voice]. Pertaining to phonation.

**Phonautogram** (*fo-nauf'-to-gram*) [*φωνή*, voice; *αὐτός*, self; *γράμμα*, inscription]. The diagram of a phonautograph.

**Phonautograph** (*fo-nauf'-to-graf*) [*φωνή*, voice; *αὐτός*, self; *γράφειν*, to write]. An apparatus consisting essentially of a membranous diaphragm, a lever, and a revolving drum, by means of which the vibrations of the air produced by the voice are recorded.

**Phonautographic** (*fo-nauf'-to-graf'-ik*) [*φωνή*, voice; *αὐτός*, self; *γράφειν*, to write]. Pertaining to a phonautograph.

**Phone** (*fon*) [*φωνή*, sound, voice]. A vocal sound.

**Phoneidoscope** (*fo-ni'-do-skōp*) [*φωνή*, sound; *εἶδος*, form; *σκοπεῖν*, to see]. An instrument for showing "the lights and shadows of musical sounds."

**Phoneidoscopic** (*fo-ni-do-skōp'-ik*) [*φωνή*, sound;

*εἶδος*, form; *σκοπεῖν*, to see]. Pertaining to the phoneidoscope.

**Phonetic** (*fo-net'-ik*) [*φωνή*, voice]. Pertaining to sound.

**Phonetics** (*fo-net'-iks*) [*φωνή*, voice]. The science of the voice.

**Phonic** (*fon'-ik*) [*φωνή*, voice]. Pertaining to the voice or to articulate sounds of the voice. **P. Spasm**, a rare form of laryngeal spasm occurring on attempts to speak, generally in those of a neurotic habit, or from over-exertion of the voice.

**Phonics** (*fon'-iks*). Synonym of *Phonetics*.

**Phonism** (*fo'-nizm*) [*φωνή*, voice]. A sensation, of sound or hearing, due to the effect of sight, touch, taste, or smell, or even to the thought of some object, person, or general conception.

**Phonocamptic** (*fo-no-kamp'-tik*) [*φωνή*, voice; *καμπτός*, a bending]. Reflecting or deflecting sound.

**Phonocamptics** (*fo-no-kamp'-tiks*) [*φωνή*, sound; *καμπτός*, bending]. That branch of physics treating of the reflection of sound.

**Phonochorda** (*fo-no-kor'-dah*) [*φωνή*, sound; *χορδή*, cord; *pl.*, *Phonochordæ*]. A vocal band.

**Phonogram** (*fo'-no-gram*) [*φωνή*, voice; *γράμμα*, a writing]. **1.** The record of a phonograph. **2.** A graphic character representing a vocal sound.

**Phonograph** (*fo'-no-graf*) [*φωνή*, sound; *γράφειν*, to record]. An instrument consisting of a wax-coated cylinder revolving under a stylus attached to a diaphragm. The vibrations of the diaphragm, set in motion by the voice, cause the cylinder to be indented by the stylus. When the cylinder is again revolved the movement of the stylus upon the cylinder throws the diaphragm into vibration and reproduces the original sounds of the voice.

**Phonographic** (*fo-no-graf'-ik*) [*φωνή*, sound; *γράφειν*, to write]. Pertaining to the phonograph.

**Phonography** (*fo-nog'-ra-fe*) [*φωνή*, sound; *γράφειν*, to write]. A scheme of short-hand writing in which the words are spelled according to their sounds.

**Phonologic** (*fo-no-loj'-ik*) [*φωνή*, voice; *λόγος*, science]. Pertaining to phonology.

**Phonologist** (*fo-nol'-o-jist*) [*φωνή*, voice; *λόγος*, science]. One versed in phonology.

**Phonology** (*fo-nol'-o-je*) [*φωνή*, voice; *λόγος*, science]. The science of vocal sounds.

**Phonomania** (*fo-no-ma'-ne-ah*) [*φωνή*, slaughter; *μανία*, madness]. Homocidal mania.

**Phonometer** (*fo-nom'-et-er*) [*φωνή*, voice; *μέτρον*, measure]. An instrument for measuring the intensity of the voice, or current of air expired during phonation.

**Phonometry** (*fo-nom'-et-re*) [*φωνή*, voice; *μέτρον*, measure]. The measurement of the quality of the voice in thoracic disease.

**Phononosus** (*fo-non'-o-sus*). Synonym of *Phonopathy*.

**Phonopathy** (*fo-nop'-ath-e*) [*φωνή*, voice; *πάθος*, disease]. Any disorder or disease of the voice.

**Phonophobia** (*fo-no-fo'-be-ah*) [*φωνή*, sound; *φόβος*, fear]. A fear of speaking, in paresthesia of the larynx, because of the painful sensation produced during phonation.

**Phonophore** (*fo'-no-fōr*) [*φωνή*, sound; *φορός*, bearing; *pl.*, *Phonophori*]. An auditory ossicle, viewed as a transmitter of sound. See *P.*, *Paladino's*. **P., *Paladino's*, an instrument to facilitate hearing, consisting in a rod which connects the larynx of the speaker with the teeth of the listener.**

**Phonophorous** (*fo-nof'-or-us*) [*φωνή*, voice; *φόρος*, bearing]. Conveying sound.

**Phonopore** (*fo'-no-por*). Same as *Phonophore*.

**Phonopsia** (*fo-nop'-se-ah*) [*φωνή*, sound; *ὄψις*, vision].



The perception of photisms or subjective color-sensations, due to the actual sensation of hearing.

**Phonospasm** (*fo'-no-spazm*). Synonym of *Phonic Spasm*.

**Phoradendron** (*fo-rad-en'-dron*) [φῶρ, thief; δένδρον, tree]. A genus of apetalous plants including the mistletoe. **P. flavescens**, *American Mistletoe*, parasitic on the elm and hickory. It is poisonous, producing gastro-enteritis; it is also said to possess oxytocic and hemostatic properties.

**Phoranthium** (*fo-ran'-the-um*) (φωρός, bearing; ἄθος, flower: *pl.*, *Phoranthia*). Same as *Clinanthium*.

**Phormia** (*for'-me-ah*). Same as *Pseudomorphin*.

**Phorometer** (*fo'-rom'-et-er*) [φωρά, motion; μέτρον, measure]. An instrument for measuring the intensity of light; also one for measuring the relative strengths of the ocular muscles.

**Phorone** (*fo'-rōn*),  $C_8H_{14}O$ . A substance prepared by saturating acetone with HCl and permitting it to stand. It crystallizes in large, yellow prisms, melting at  $28^{\circ}C$ . and boiling at  $196^{\circ}C$ .

**Phoronomia, Phoronomics** (*for-o-no'-me-ah*, *for-o-nom'-iks*). Same as *Phoronomy*.

**Phoronomy** (*fo-ron'-o-me*) [φωρά, motion; νόμος, law]. Kinematics. Also, the sequence of movements of the presenting part in the passage of the fetus through the parturient canal.

**Phosgen, Phosgene** (*fos'-jen*, *fos'-jèn*) [φῶς, light; γεννᾶν, to produce]. Producing light. **P. Gas**,  $COCl_2$ , carbonyl chloride; a compound formed by the action of light on a mixture of carbonic acid and chlorine; it is a colorless gas with a suffocative odor; on cooling it condenses to a liquid that boils at  $+8^{\circ}C$ .

**Phosphammonium** (*fōs-fam'-o'-ne-um*) [φωσφόρος, phosphorus; ammonium]. A compound of the radicles phosphonium and ammonium.

**Phosphane Biscuits**. A chemist food prepared in England from oat-meal.

**Phosphanilin** (*fōs-fan'-il-in*) [φωσφόρος, phosphorus; anilin],  $C_6H_5PH_2$ . Phenylphosphin; a substance obtained by the action of hydriodic acid upon phosphophenyl chloride. It is a liquid, boiling at  $160^{\circ}C$ . in a current of hydrogen, and possessing an extremely disagreeable odor. It sinks in water.

**Phosphate** (*fos'-fat*) [φωσφόρος, phosphorus]. A salt of phosphoric acid. As phosphoric acid has three replaceable hydrogen atoms, we have three kinds of salts: (1) **P., Normal**, in which the three hydrogen atoms, or the six of two molecules, are substituted by metals, *e. g.*,  $Na_3PO_4$ ,  $Ca_3(PO_4)_2$ . (2) **P., Dibasic**, or **P., Monohydric**, in which two hydrogen atoms are replaced by a base, as  $Na_2HPO_4$ . (3) **P., Monobasic**, or **P., Dihydric**, in which only one hydrogen atom of the acid molecule is replaced by a metal or radicle, *e. g.*,  $NaH_2PO_4$ . **P., Acid**, a dihydric or monohydric phosphate. **P., Acid Sodium**, the salt to which the acidity of urine is chiefly due. **P., Alkaline**, a normal or acid phosphate of the alkaline metals. **P., Ammonio-magnesium**, a double salt of ammonium and magnesium combined with phosphoric acid. **P., Bone**,  $Ca_3(PO_4)_2$ , the normal calcium ortho-phosphate found in bone. **P., Disodic**, the phosphate of the blood. **P., Earthy**, a phosphate, normal or acid, of one of the alkaline earths, calcium or magnesium. Earthy phosphates, as well as the alkaline, occur in the urine, the ratio being about one part of the former to two of the latter. For test, see *Tests, Table of*. **P., Triple**, ammonio-magnesium phosphate, occurring in the urine, often in the form of crystals, generally in the shape of a coffin, hip-roof, or envelop. See *Urinary Sediments, Table of*.

**Phosphatic** (*fōs-fat'-ik*) [φωσφόρος, phosphorus]. Re-

lating to or having the nature of phosphates. **P. Calculus**. See *Urinary Calculi, Table of*. **P. Diabetes**. See *Diabetes mellitus*. **P. Diathesis**, that condition of the body favoring the deposition of phosphates in the urine.

**Phosphatid** (*fōs'-fat-id*) [φωσφόρος, phosphorus]. Any member of a large group of phosphorus-compounds, found in brain-substance, and resembling the phosphates. They contain phosphoric acid in which one, two, or three molecules of hydroxyl are replaced by various radicles. The phosphatids differ widely from each other in physical properties.

**Phosphaturia** (*fōs-fat-u'-re-ah*) [φωσφόρος, phosphorus; οὖρον, urine]. A condition in which an excess of phosphates is passed in the urine. It can be diagnosed by a quantitative analysis of the urine for phosphates by the uranium method.

**Phosphene** (*fōs'-fèn*) [φῶς, light; φαίνειν, to show]. A subjective luminous circle or sensation of light caused by pressure upon the eyeball. See also *Paratolyl*. **P. of Accommodation**, a phosphene produced by the effort of accommodation. **P., Pressure**. See *Phosphene*.

**Phosphenylic Acid** (*fōs-fen-il'-ik*) [φωσφόρος, phosphorus; φοινίξ, purple-red],  $C_6H_5H_2PO_3$ . A compound of phenyl and phosphorous acid.

**Phosphid** (*fōs'-fid*) [φωσφόρος, phosphorus]. 1. Any compound of phosphorus with a single element or radicle. 2. A substitution compound of phosphin.

**Phosphin** (*fōs'-fin*) [φωσφόρος, phosphorus]. 1. Hydrogen phosphid,  $PH_3$ . 2. A substitution-compound of  $PH_3$ , bearing to it the same relation that an amine does to ammonia. The phosphins are colorless, strongly-refracting, volatile liquids, possessing an extremely powerful odor. They are nearly insoluble in water. On exposure to air they are energetically oxidized, and usually inflame spontaneously. They readily combine with sulphur and carbon disulphid. They form salts with acids. 3. A yellow substance occurring as a by-product in the preparation of fuchsin.

**Phosphite** (*fōs'-fit*) [φωσφόρος, phosphorus]. Any salt of phosphorous acid. On account of the three replaceable hydrogen atoms, we have normal, dibasic or monohydric, and monobasic or dihydric phosphites, of which the first are least known.

**Phospho-glyceric Acid** (*fōs-fō-glis-el'-rik*) [φωσφόρος, phosphorus; γλυκύς, sweet],  $C_3H_5PO_6$ . A liquid body obtained from lecithin.

**Phosphonium** (*fōs-fō'-ne-um*) [φωσφόρος, phosphorus]. The hypothetic, univalent radicle,  $PH_4$ ; it is analogous to ammonium,  $NH_4$ .

**Phosphorated** (*fōs'-for-a-ted*) [φωσφόρος, phosphorus]. Synonym of *Phosphorized*. **P. Oil**, a one per cent. solution of phosphorus in expressed oil of almonds, with the addition of a small quantity of ether.

**Phosphorenesis** (*fōs-for-en'-es-is*) [φωσφόρος, phosphorus; *pl.*, *Phosphoreneses*]. Baumer's name designating any disease due to excess or deficiency of calcium phosphate in the system.

**Phosphorescence** (*fōs-for-es'-ens*) [φωσφόρος, phosphorus]. The spontaneous luminosity of certain substances, like that of phosphorus, in the dark. It is observed in decomposing organic matter, such as dead fish, wood, etc.; in the bodies of certain plants and animals, such as the marigold, fire-fly; in the excreta of some animals; in the growth of several species of bacteria; in natural or artificial media. The process is accompanied by oxidation. Several bacteria are known to produce phosphorescence. Thus, the *Bacillus phosphorescens* (Fischer) is found in the sea-water of the West Indies. Another phosphorescent organism was found by Fischer in the harbor of Kiel. The

most common is the *Bacterium phosphorescens* (Fischer), which occurs on the decomposing flesh of fishes, on beef, or fat. The *Photobacterium sarcophilum* also has the property of producing phosphorescence. See *Photogenic*.

**Phosphoreted** (*fos'-for-et-ed*) [*φωσφόρος*, phosphorus]. Combined with phosphorus.

**Phosphorhidrosis** (*fos-for-hid-ro'-sis*) [*φῶς*, light; *φορεῖν*, to bear; *ιδρώς*, sweat]. Phosphorescent sweat. A rare condition sometimes seen in the later stages of pulmonary tuberculosis and in malaria.

**Phosphoric** (*fos-for'-ik*) [*φῶς*, light; *φορός*, bearing]. Pertaining to phosphorus. **P. Acid**. See *Acids* and *Stains*, *Table of*.

**Phosphoridrosis** (*for-for-id-ro'-sis*). See *Phosphorhidrosis*.

**Phosphorism** (*fos'-for-iam*) [*φωσφόρος*, phosphorus]. Chronic phosphorus-poisoning.

**Phosphorized** (*fos'-for-izd*) [*φωσφόρος*, phosphorus]. Containing phosphorus.

**Phosphorogenic** (*fos-for-o-jen'-ik*) [*φωσφόρος*, phosphorus; *γεννᾶν*, to generate]. Producing phosphorescence, as certain rays of the spectrum.

**Phosphorous Acid** (*fos-for'-us*). See *Acid*.

**Phosphoruria** (*fos-for-u'-re-ah*) [*φωσφόρος*, phosphorus; *οὐρον*, urine]. Phosphorescence of the urine. Also, urine containing an excess of phosphates.

**Phosphorus** (*fos'-for-us*) [*φῶς*, light; *φορεῖν*, to bear]. A non-metallic element, having a quantivalence of 3 or 5, and an atomic weight of 31. Symbol P. See *Elements*, *Table of*. Phosphorus does not occur in the free state, but is widely distributed in rocks, in fertile soils, in animal and vegetable tissues, in urine and in guano. The human body contains a large quantity of calcium phosphate, in the form of complex organic compounds. Phosphorus is an important constituent of nervous tissue. In commerce it is prepared from bone-ash, or from somberite, an impure calcium phosphate found in West Indian guano. Phosphorus may be obtained in several allotropic forms. *Ordinary phosphorus* is a yellowish-white, waxy solid, of a specific gravity of 1.837. It melts at 44.2° C., and boils at 290° C. It is insoluble in water, soluble to a slight extent in olive-oil and in ether, freely in carbon disulphid. *Red or amorphous phosphorus* is formed when ordinary phosphorus is heated to 240° C. in an atmosphere free from oxygen; also by the addition of a trace of iodine at 200° C. It is a dark-red powder, having a specific gravity of 2.11, insoluble in carbon disulphid, non-inflammable, non-luminous, non-poisonous. *Metallic rhombohedral phosphorus* is an allotropic form produced by heating phosphorus in a sealed tube with melted lead. Its specific gravity is 2.34. Other modifications have been described. Phosphorus combines with other elements to form phosphids, with hydrogen and oxygen to form a series of acids, known chiefly through their salts. Medicinally, phosphorus is used as an alterative in osteomalacia and in rickets. It is also employed in sexual impotence, in threatened cerebral degeneration, and in neuralgia. Dose  $\frac{1}{10}$  to  $\frac{1}{20}$  grain. Ordinary phosphorus is exceedingly poisonous; it causes a wide-spread fatty degeneration, most marked in the liver. Vomiting is one of the earliest symptoms, the material ejected being generally luminous in the dark. Jaundice appears usually within 36 hours, sometimes, however, much later. The liver is at first enlarged, but subsequently diminishes in size. Cerebral symptoms of an intense type occur—wild delirium, convulsions, coma. Death is generally due to failure of respiration and circulation. The urine in phosphorus-poisoning is albuminous, contains bile acids and pigments, and leucin and tyrosin. The treatment of phosphorus-poisoning consists in the

administration of emetics and purgatives and of the antidote—copper sulphate or French oil of turpentine. **P., Amorphous**. See *Phosphorus*. **P., Baldwin's**, calcium nitrate. **P., Black**, a so-called allotropic form of phosphorus described by Thénard. It is believed to consist of a phosphid of mercury or another metal. **P., Bolognian**, **P., Bononian**, barium sulphate ignited with combustible substances such as charcoal. **P., Brand's**, ordinary phosphorus, so-named after its discoverer. **P., Canton's**, calcium sulphid. **P., Elixir**, spirit of phosphorus 210 c.c., oil of anise 2 c.c., glycerin 550 c.c., aromatic elixir q. s. **P., English**, ordinary phosphorus. **P., Homberg's**, calcium chlorid. **P., Kunkel's**, ordinary phosphorus. **P.-necrosis**, a necrosis, chiefly of the jaw-bone, which affects workmen exposed to the fumes of phosphorus. **P. oxychlorid**,  $\text{POCl}_3$ . A fuming liquid of pungent odor. **P. pentabromid**, a yellow, crystalline substance of pungent odor. **P. pentachlorid**,  $\text{PCl}_5$ ; a white, crystalline, unstable powder, with an unpleasant, pungent odor. **P. pentafluorid**,  $\text{PF}_5$ ; a colorless irritant gas. **P. pentasulphid**,  $\text{P}_5\text{S}_5$ ; an unstable crystalline compound. **P. pentoxid**,  $\text{P}_2\text{O}_5$ ; a colorless, amorphous substance produced by the combustion of oxygen. On account of its affinity for water it is used as a desiccating agent. **P., Red**. See under *Phosphorus*. **P., Spt.**, phosphorus 1.2 grams, absolute alcohol q. s. ad 1000 c.c. **P., Thompson's Solution of**. Synonym of *P., Tinct.* **P. tribromid**, **P. trichlorid**, **P. tri-iodid**,  $\text{PBr}_3$ ,  $\text{PCl}_3$ ,  $\text{PI}_3$ ; halogen compounds of phosphorus; the first two are pungent liquids, the last a solid. **Calcii hypophosphis**,  $\text{Ca}_4(\text{PO}_2)_3$ . Dose gr. x-xxx. **Calcii lactophosphat.**, **Syr.**, of the preceding 22, lactic acid 33, orange-flower water 80, sugar 600, hydrochloric acid, water of ammonia and water aa q. s. ad 1000. Dose  $\mathfrak{zj}$ – $\mathfrak{zj}$ . **Calcii phosphas precipitat.**,  $\text{Ca}_3(\text{PO}_4)_2$ . Dose gr. ij–x. **Ferri hypophosphis**,  $\text{Fe}_2(\text{H}_2\text{PO}_2)_6$ , soluble in sodium citrate. Dose gr. v–x. **Ferri, quininae et strychninae phosphat.**, **Syr.**, phosphates of iron and quinin aa 133, strychnin 4, phosphoric acid 800, sugar 6000, distilled water q. s. ad 10,000 parts. Dose  $\mathfrak{zj}$ –ij. **Hypophosphitum cum ferro**, **Syr.**, ferrous lactate 10, potass. citrate 10, syr. of hypophosphites q. s. ad 1000. Dose  $\mathfrak{zj}$ – $\mathfrak{zj}$ . **Hypophosphitum**, **Syr.**, calcium hypophosphite 45, potassium hypophosphite 15, sodium hypophosphite 15, dilute hypophosphorous acid 2, sugar 500, spirit of lemon 5, water q. s. Dose  $\mathfrak{zj}$ – $\mathfrak{zj}$ . **Phosphatum**, **Syr., Comp.**, *Parish's Chemical Food*, unof., has in each  $\mathfrak{zj}$  phosphate of iron gr. ijss, phosphate of calcium gr. j. Dose  $\mathfrak{zj}$ –ij. **Oleum phosphoratum**, phosphorated oil, contains phosphorus 1, stronger ether 8, expressed oil of almond q. s. ad 100. Dose  $\mathfrak{m}\mathfrak{j}$ –v. **P., Pil.**, each contains gr.  $\frac{1}{10}$  of the drug. Dose  $\mathfrak{j}$ –v. **P., Tinct.** (Bellevue Hosp.), unof., contains phosphorus gr. xxxij, absolute alcohol  $\mathfrak{z}$  xlvi, essence of vanilla  $\mathfrak{z}$  j, oil of orange-peel,  $\mathfrak{z}$  ij, alcohol q. s. ad  $\mathfrak{z}$  xlvij. Dose  $\mathfrak{m}\mathfrak{x}$ – $\mathfrak{zj}$ . **P., Tinct.** (Thompson's), unof., contains phosphorus gr. j, absolute alcohol  $\mathfrak{z}$  v, glycerin  $\mathfrak{z}$  jss, spt. peppermint  $\mathfrak{m}\mathfrak{x}$ l. Dose  $\mathfrak{m}\mathfrak{x}\mathfrak{x}$ – $\mathfrak{zj}$ . **Potassii hypophosphis**,  $\text{KH}_2\text{PO}_2$ . Dose gr. v–x. **Sodii hypophosphis**,  $\text{NaH}_2\text{PO}_2\cdot\text{H}_2\text{O}$ . Dose gr. v–x. **Sodii phosphas**,  $\text{Na}_2\text{HPO}_4\cdot 12\text{H}_2\text{O}$ . Dose  $\mathfrak{zj}$ – $\mathfrak{zj}$ . **Sodii pyrophosphas**,  $\text{Na}_4\text{P}_2\text{O}_7\cdot 10\text{H}_2\text{O}$ . Dose  $\mathfrak{z}$  ss– $\mathfrak{z}$  ss. **Zinci phosphidum**,  $\text{Zn}_3\text{P}_2$ , soluble in hydrochloric acid, irritant and poisonous. Dose gr.  $\frac{1}{10}$ – $\frac{1}{20}$ .

**Phosphotage** (*fos'-fo-tahj*) [Fr.]. A method of improving wines by adding dicalcic phosphate instead of gypsum, as in the process of "plastering." This does not increase the percentage of sulphuric acid nor decrease that of phosphoric acid.



**Phosphotungstic Acid** (*fos-fo-tung'-stik*),  $H_{11}PW_{10}O_{38} + (H_2O)$ . A crystalline compound of phosphoric acid and tungstic acid used as a test for alkaloids and peptones. See *Tests, Table of*.

**Phosphuret** (*fos'-fu-ret*) [*φωσφόρος*, phosphorus]. A phosphid.

**Phosphureted** (*fos'-fu-ret-ed*). Synonym of *Phosphoreted*.

**Phosphuria** (*fos-fu'-re-ah*). Synonym of *Phosphaturia*.

**Photalgia** (*fo-tal'-je-ah*) [*φῶς*, light; *ἄλγος*, pain]. Pain arising from too great intensity of light.

**Photastrography** (*fo-tas-trog'-ra-fe*) [*φῶς*, light; *ἄστρον*, a star; *γράφειν*, to write]. Astronomic photography.

**Photesthesia** (*fo-tes-the'-ze-ah*) [*φῶς*, light; *αἴσθησις*, sensation]. Sensitiveness to light.

**Photics** (*fo'-tik-s*). Synonym of *Optics*.

**Photism** (*fo'-tiz-m*) [*φῶτισμα*, a lighting]. A sensation, as of color or light, produced by hearing, taste, smell, touch, or temperature, or even by the thought of some object, person, or general conception. Cf. *Phonism*.

**Photo-** (*fo'-to-*) [*φῶς*, light]. A prefix denoting connection with or relation to light.

**Photobiotic** (*fo-to-bi-ot'-ik*) [*φῶς*, light; *βιωτικός*, belonging to life]. In biology, living habitually in the light.

**Photocampsis** (*fo-to-kamp'-sis*) [*φῶς*, light; *κάμψις*, a bending]. Refraction of light.

**Photocautery** (*fo-to-kav'-ter-e*) [*φῶς*, light; *καυτήριον*, cautery]. A cauterizing agency whose heat is derived from the rays of the sun by means of concentration by lenses.

**Photo-chemic** (*fo-to-kem'-ik*) [*φῶς*, light; *χημεία*, chemistry]. Pertaining to the chemic action of light, as manifested in its action on silver salts and certain other compounds.

**Photochemist** (*fo-to-kem'-ist*) [*φῶς*, light; *χημεία*, chemistry]. One versed in photochemistry.

**Photochemistry** (*fo-to-kem'-is-tre*) [*φῶς*, light; *χημεία*, chemistry]. That branch of chemistry treating of the chemic action of light.

**Photochromatic** (*fo-to-kro-mat'-ik*) [*φῶς*, light; *χρῶμα*, color]. Pertaining to colored light. **P. Treatment**, treatment of disease by colored light.

**Photochronography** (*fo-to-kro-nog'-ra-fe*) [*φῶς*, light; *χρόνος*, time; *γράφειν*, to write]. The taking of successive photographs of moving objects.

**Photodermatic** (*fo-to-der-mat'-ik*) [*φῶς*, light; *δέρμα*, skin]. In biology, having a luminous skin or exterior; phosphorescent.

**Photodynamic** (*fo-to-di-nam'-ik*) [*φῶς*, light; *δύναμις*, power]. Pertaining to the energy of light.

**Photodysphoria** (*fo-to-dis-fo'-re-ah*) [*φῶς*, light; *δυσφορία*, excessive pain]. Intolerance of light.

**Photo-epinastic** (*fo-to-ep-in-as'-tik*) [*φῶς*, light; *ἐπί*, upon; *ναστός*, solid]. Pertaining to photo-epinasty.

**Photo-epinasty** (*fo-to-ep-in-as-te*) [*φῶς*, light; *ἐπί*, upon; *ναστός*, pressed close, solid]. In biology, downward curvature due to exposure to light.

**Photogene** (*fo'-to-jen*) [*φῶς*, light; *γεννᾶν*, to produce].

1. A retinal picture, or impression. 2. *Shale-naphtha*, a substance derived from bituminous shales, having a specific gravity of .800 to .810, boiling at 145° to 150° C., with a slight ethereal odor and peppery taste. It dissolves sulphur, phosphorus, iodine, fats, resins, caoutchouc, etc. It is sometimes used for illuminating purposes and for dissolving the fat from bones, and bleaching them, in the preparation of artificial ivory.

**Photogenic** (*fo-to-jen'-ik*) [*φῶς*, light; *γενής*, producing]. In biology, light-producing; phosphorescent,

as certain *Schizomycetes*. See under *Bacteria, Synonymatic Table of*.

**Photogenous** (*fo-toj'-en-us*) [*φῶς*, light; *γενής*, producing]. Producing light.

**Photogram** (*fo'-to-gram*) [*φῶς*, light; *γράμμα*, a writing]. A photographic representation of an enlargement obtained by the microscope.

**Photograph** (*fo'-to-graf*) [*φῶς*, light; *γράφειν*, to record]. The likeness of any object produced by the chemic action of light reflected from the object upon a surface coated with a chemically sensitive material.

**Photographers' Cramp**. See *Cramp*.

**Photography** (*fo-tog'-ra-fe*) [*φῶς*, light; *γράφειν*, to write]. The art of producing images of objects by throwing the rays of light reflected from them upon a surface coated with a film of a chemically sensitive substance such as a silver salt.

**Photohemotachometer** (*fo'-to-hem'-o-tak-om'-et-er*) [*φῶς*, light; *αἷμα*, blood; *τάχος*, swiftness; *μέτρον*, measure]. An instrument for estimating the velocity of the blood and at the same time photographing the changes in the level of the blood produced by the movements of the heart and of respiration.

**Photohyponastic** (*fo-to-hi-po-nas'-tik*) [*φῶς*, light; *ὑπό*, under; *ναστός*, solid]. Pertaining to photohyponasty.

**Photohyponasty** (*fo-to-hi'-po-nas-te*) [*φῶς*, light; *ὑπό*, under; *ναστός*, closely pressed, solid]. In biology, upward curvature due to exposure to intense light.

**Photokinetic** (*fo-to-kin-et'-ik*) [*φῶς*, light; *κινητικός*, causing movement]. Causing movement by means of the luminous rays of light.

**Photo-laryngoscopy** (*fo-to-lar-in-gos'-ko-pe*) [*φῶς*, light; *λάρυγξ*, larynx; *σκοπεῖν*, to examine]. The process of photographing the larynx by the aid of the laryngoscope.

**Photologic** (*fo-to-loj'-ik*) [*φῶς*, light; *λόγος*, science]. Pertaining to photology.

**Photologist** (*fo-tol'-o-jist*) [*φῶς*, light; *λόγος*, science]. One versed in photology.

**Photology** (*fo-tol'-o-je*) [*φῶς*, light; *λόγος*, science]. The science of the nature and laws of light; optics.

**Photolysis** (*fo-tol'-is-is*) [*φῶς*, light; *λύσις*, a loosing, setting free]. In biology, the movements of protoplasm under the influence of light. **P., Apostrophe**, when the chlorophyll-grains collect on the cell-walls which are parallel to the plane of incident light. **P., Epistrophe**, when the chlorophyll-grains collect on the cell-walls which are at right angles to the plane of incident light.

**Photomagnetic** (*fo-to-mag-net'-ik*) [*φῶς*, light; *μαγνήτης*, magnet]. Pertaining to the power of certain rays of the spectrum to render magnetic a steel needle.

**Photomagnetism** (*fo-to-mag'-net-izm*) [*φῶς*, light; *μαγνήτης*, magnet]. The relation of magnetism to light.

**Photomania** (*fo-to-ma'-ne-ah*) [*φῶς*, light; *μανία*, madness]. The increase of maniacal symptoms under the influence of light.

**Photometer** (*fo-ton'-et-er*) [*φῶς*, light; *μέτρον*, measure]. An instrument for measuring the intensity of light.

**Photometric** (*fo-to-met'-rik*) [*φῶς*, light; *μέτρον*, measure]. Pertaining to photometry or the measurement of light.

**Photometry** (*fo-ton'-et-re*) [*φῶς*, light; *μέτρον*, measure]. The measurement of light, its rapidity, intensity, etc.

**Photomicrograph** (*fo-to-mi'-kro-graf*) [*φῶς*, light; *μικρός*, small; *γράφειν*, to write]. A photograph of a small or microscopic object, usually made with the aid of a microscope, and of sufficient size for observation with the naked eye. Compare *Microphotograph*.

**Photo-micrographic** (*fo-to-mi-kro-graf'-ik*) [*φῶς*, light; *μικρός*, small; *γράφειν*, to write]. Pertaining to photomicrography.

**Photomicrography** (*fo-to-mi-krog'-ra-fe*) [*φῶς*, light; *μικρός*, small; *γράφειν*, to write]. The production of photographs of very small or microscopic objects, usually by the aid of a microscope, the photographs being of sufficient size for observation with the naked eye. In English this correct form is now almost invariably used, but in French and German the term *microphotography* (*q. v.*) is more commonly used with the meaning given.

**Photonosus** (*fo-ton'-o-sus*) [*φῶς*, light; *νόσος*, disease]. A diseased condition arising from continued exposure to intense or glaring light, *e.g.*, snow-blindness, etc.

**Photoparesthesia** (*fo-to-par-es-the'-ze-ah*) [*φῶς*, light; *παρά*, beside; *αἰσθησις*, sensation]. Defective, or perverted, retinal sensibility.

**Photophobia** (*fo-to-fo'-be-ah*) [*φῶς*, light; *φόβος*, fear]. Intolerance of light; a symptom of inflammatory conditions of the eye, of certain diseases of the brain, and of hysteria.

**Photophobic** (*fo-to-fo'-bik*) [*φῶς*, light; *φόβος*, fear]. Affected with, or pertaining to, photophobia.

**Photophobophtalmia** (*fo-to-fo-boff'-thal'-me-ah*)  
Synonym of *Nyctalopia*.

**Photophone** (*fo'-to-fon*) [*φῶς*, light; *φωνή*, sound].  
1. An apparatus for the graphic representation of the character of sound-waves by means of a sensitive flame. 2. An instrument for the transmission of sounds to a long distance by means of rays of light.

**Photophysical** (*fo-to-fiz'-ik-al*) [*φῶς*, light; *φυσικός*, natural]. Pertaining to the physical effect of light; opposed to *Photochemical*.

**Photophore** (*fo'-to-for*) [*φῶς*, light; *φορεῖν*, to bear]. An instrument for examination of the cavities of the body by means of the electric light.

**Photopsia** (*fo-top'-se-ah*) [*φῶς*, light; *ὄψις*, sight]. Subjective sensations of light, as sparks or flashes of fire, occurring in certain morbid conditions of the optic nerve, the retina, or the brain. It may be produced by sudden mechanical irritation of the eyeball.

**Photopsy** (*fo'-top-se*). Same as *Photopsia*.

**Photoptometer** (*fo-top-tom'-et-er*) [*φῶς*, light; *ὄψ*, eye; *μέτρον*, measure]. An instrument for determining visual acuity.

**Photometry** (*fo-top-tom'-et-re*) [*φῶς*, light; *ὄψ*, eye; *μέτρον*, measure]. The measurement of the perception of light.

**Photorrhexis** (*fo-tor-eks'-is*). Synonym of *Photocampsia*.

**Photosantonin**, or **Photosantoninic Acid** (*fo-to-san'-to-nin*, *fo-to-san-to-nin'-ik*) [*φῶς*, light; *σαντονικόν*, a kind of wormwood],  $C_{23}H_{34}O_6$ . Sestini's name for one of the products of the decomposition of santonin as the result of exposure to sunlight. It occurs as quadrate plates, which melt at 64–65° C., and boil at 305° C. It is insoluble in cold water, slightly soluble in hot water, and easily soluble in alcohol and ether.

**Phototactic** (*fo-to-tak'-tik*) [*φῶς*, light; *τάξις*, arrangement]. In biology, pertaining to phototaxis.

**Phototactism** (*fo-to-tak'-tizm*) [*φῶς*, light; *τάσσειν*, to arrange]. Same as *Phototaxis*.

**Phototaxis** (*fo-to-taks'-is*) [*φῶς*, light; *τάξις*, arrangement]. In biology, the assumption of a definite position with reference to the direction of the rays of incident light, as noticed in the compass-plant (*Silphium laciniatum*), and in the zoöspores of certain plants (*Protozooidia*, *Ulotrichacea*, *Desmidiaceae*).

**Phototherapeutics** (*fo-to-ther-ap-u'-tikis*) [*φῶς*, light; *θεραπεία*, treatment]. A method of treating disease by concentration of the rays of light through a lens.

Local excitement, proportional to the degree of the exciting cause, *i. e.*, from a slight excitement to cauterization, may be produced in this way.

**Phototonic** (*fo-to-ton'-ik*) [*φῶς*, light; *τόνος*, tension]. In biology, exhibiting increased vital activity under the stimulus of light; the opposite of *paratonic*.

**Phototonus** (*fo-tol'-o-nus*) [*φῶς*, light; *τόνος*, tension]. In biology, a condition of increased vital irritability or motility due to exposure to light, in contrast with the rigidity or quiescence produced by darkness.

**Photoxylol**, **Photoxylon** (*fo-toks'-il-in*, *fo-toks'-il-on*) [*φῶς*, light; *ξύλον*, wood]. A substance derived from wood-pulp by the action of sulphuric acid and potassium nitrate. It serves as a substitute for collodion in minor surgery, and as a medium for mounting microscopic specimens.

**Photuria** (*fo-tu'-re-ah*) [*φῶς*, light; *οὔρον*, urine]. Phosphorescence of the urine.

**Phoxos** (*foks'-os*) [*φοῖός*, pointed]. An individual with a pointed or peaked head.

**Phragma** (*frag'-mah*) [*φράγμα*, a fence, partition: *pl.*, *Phragmata*]. In biology: (1) a false dissepiment in a pericarp or other organ; (2) any partition, septum, dissepiment, or diaphragm.

**Phragmidiothrix** (*frag-mid-e-o'-thriks*) [*φράγμα*, fence; *ἵδιος*, one's own; *θρίξ*, hair]. A name given to a genus of *Schizomycetes* resembling the *Beggiatoa*. See under *Bacteria*, *Synonymatic Table of*.

**Phren** (*fren*) [*φρήν*]. 1. Diaphragm. 2. Mind.

**Phrenalgia** (*fren-al'-je-ah*) [*φρήν*, mind; *ἄλγος*, pain]. Melancholia; psychalgia.

**Phrenasthenia** (*fren-as-the'-ne-ah*) [*φρήν*, diaphragm or mind; *ἀσθένεια*, weakness]. Paresis of the diaphragm. Also congenital mental weakness.

**Phrenatrophia** (*fren-at-ro'-fe-ah*) [*φρήν*, mind; *ἀτροφία*, atrophy]. Atrophy of the brain; idiocy.

**Phrenesiac** (*fren-e'-ze-ah*) [*φρήν*, mind]. One who is affected with phrenesis; an insane person.

**Phrenesis** (*fren-e'-sis*) [*φρένησις*, insanity; *φρήν*, mind]. Frenzy; delirium; insanity.

**Phrenetic** (*fren-et'-ik*) [*φρήν*, mind]. Maniacal; delirious.

**Phreniatric** (*fren-e-at'-rik*) [*φρήν*, mind; *ιατρικός*, therapeutic]. Relating to the curing of mental disorders.

**Phrenic** (*fren'-ik*) [*φρήν*, diaphragm; *mind*]. 1. Pertaining to the diaphragm. 2. Pertaining to the mind.

3. A mental disease; or a remedy for mental disease.

**P. Artery**. See *Arteries*, *Table of*. **P. Nerve**. See *Nerves*, *Table of*.

**Phrenicocolic** (*fren-ik-o-kol'-ik*). Same as *Phrenocolic*.

**Phrenicogastric** (*fren-ik-o-gas'-trik*). Same as *Phrenogastric*.

**Phrenicosplenic** (*fren-ik-o-splen'-ik*). Same as *Phrenosplenic*.

**Phrenicula** (*fren-ik'-u-lah*) [*φρήν*, mind]. Brain-fever.

**Phrenismus** (*fren-iz'-mus*). Synonym of *Encephalitis*.

**Phrenitic** (*fren-it'-ik*) [*φρήν*, mind, diaphragm; *ιτις*, inflammation]. Pertaining to, or affected with phrenitis.

**Phrenitis** (*fren-i'-tis*) [*φρήν*, mind, diaphragm; *ιτις*, inflammation]. 1. Acute delirium; inflammation of the brain, or its meninges. 2. Inflammation of the diaphragm. **P. aphrodisiaca**, erotomania. **P. calentura**, insolation. **P. potatorum**, delirium tremens. **P. mania gravis**. See *Periencephalitis*.

**P. typhodes**. Synonym of *Fever, Cerebro-spinal*.

**Phrenoblabia** (*fren-o-bla'-be-ah*) [*φρήν*, mind; *βλάβη*, hurt]. Any disorder of the mind.

**Phrenocolic** (*fren-o-kol'-ik*) [*φρήν*, diaphragm; *κῶλον*, colon]. Pertaining to the diaphragm and the colon.



**Phrenocostal** (*fren-o-kos'-tal*) [φρήν, midriff; *costa*, rib]. Pertaining to the diaphragm and the ribs.

**Phrenogastric** (*fren-o-gas'-trik*) [φρήν, diaphragm; γαστήρ, stomach]. Pertaining conjointly to the stomach and the diaphragm.

**Phrenoglottismus** (*fren-o-glot'-iz'-mus*) [φρήν, diaphragm; γλῶττα, tongue]. Spasm of the glottis ascribed to disease of the diaphragm.

**Phrenograph** (*fren'-o-graf*) [φρήν, diaphragm; γράφειν, to record]. An instrument for registering the movements of the diaphragm.

**Phrenography** (*fren-og'-ra-fé*). Synonym of *Psychology*.

**Phrenoin** (*fren'-o-in*). Synonym of *Phrenosin*.

**Phrenolepsia** (*fren-o-lep'-se-ah*) [φρήν, mind; λήψις, seizure]. Insanity.

**Phrenologic** (*fren-o-loj'-ik*) [φρήν, mind; λόγος, science]. Pertaining to phrenology.

**Phrenologist** (*fren-ol'-o-jist*) [φρήν, mind; λόγος, science]. One versed in phrenology.

**Phrenology** (*fren-ol'-o-je*) [φρήν, mind; λόγος, science]. The theory that the various faculties of the mind occupy distinct and separate areas in the brain-cortex, and that the predominance of certain faculties can be predicated from modifications of the parts of the skull overlying the areas where these faculties are located.

**Phreno-magnetism** (*fren-o-mag'-net-izm*) [φρήν, mind; μαγνήτης, magnet]. Excitement of the organs of the brain by mesmeric passes.

**Phreno-mesmerism** (*fren-o-mez'-mer-izm*). Synonym of *Phreno-magnetism*.

**Phrenonarcosis** (*fren-o-nar-ko'-sis*) [φρήν, mind; νάρκωσις, stupor]. A dulling of the intellect.

**Phrenopath** (*fren'-o-path*) [φρήν, mind; πάθος, disease]. One who devotes himself to phrenopathy; an alienist.

**Phrenopathic** (*fren-o-path'-ik*) [φρήν, mind; πάθος, disease]. Pertaining to phrenopathy.

**Phrenopathy** (*fren-op'-ath-e*) [φρήν, mind; πάθος, disease]. Mental disease; psychopathy.

**Phrenoplegia** (*fren-o-ple'-je-ah*) [φρήν, mind; πληγή, stroke]. A sudden failure of mental power.

**Phrenoplexia** (*fren-o-pleks'-e-ah*) [φρήν, mind; πλῆξις, stroke]. Guislain's name for ecstasy, the patient being motionless, the muscles tense, and the physiognomy expressive of strong emotion.

**Phrenosin** (*fren'-o-zin*) [φρήν, mind;  $C_{34}H_{67}NO_8$ ; a nitrogenous substance, one of the cerebrins, obtained from brain-substance.

**Phrenosis** (*fren'-o-sis*). Synonym of *Phrenopathy*.

**Phrenosplenic** (*fren-o-splen'-ik*) [φρήν, diaphragm; σπλήν, spleen]. Pertaining to the diaphragm and the spleen.

**Phrenotherapy** (*fren-o-ther'-ap-e*) [φρήν, mind; θεραπεία, therapy]. Guislain's term for *psychiatry*.

**Phrenic** (*fren'-zik*). Same as *Phrenetic*.

**Phrensy** (*fren'-ze*) [φρήν, mind]. Insanity, mania, frenzy.

**Phricasmus** (*frik-az'-mus*) [φρίκω, shivering]. Goose-skin.

**Phriciasis** (*frik-i'-as-is*). Synonym of *Phricasmus*.

**Phricogen** (*frik'-o-jen*) [φρίκω, shivering; γεννᾶν, to produce]. A hypothetic principle of cold.

**Phronemophobia** (*fren-e-mo'-fo'-be-ah*) [φρόνημα, a thought; φόβος, fear]. Morbid dread of thinking.

**Phronesis** (*fren-el'-sis*) [φρόνησις; φρονεῖν, to think]. Soundness of mind, or of judgment.

**Phrynin** (*fryn'-in*). See *Bufidin*.

**Phthalate** (*thal'-at*). Any salt of phthalic acid. **P. of Morphin**, used by subcutaneous injection. Dose, gr.  $\frac{1}{2}$  in 2 per cent. solution.

**Phthaleins** (*thal'-e-inz*). The derivatives of phthalin, containing two phenol residues. They are dyes of great technical value, and are generally colorless, crystalline bodies.

**Phthalic Acid** (*thal'-ik*). See *Acid*.

**Phthalin** (*thal'-in*). A colorless body produced by the reduction of phthalein by means of nascent hydrogen.

**Phthaluric Acid** (*thal-u'-rik*),  $C_{10}H_7NO_4$ . A colorless crystalline substance, fusible at  $192^\circ C$ .

**Phtharma** (*thar'-mah*) [φθείρειν, to corrupt]. A morbid alteration of structure.

**Phtharsis** (*thar'-sis*) [φθάρσις, corruption]. Decomposition.

**Phtheiræmia** (*thi-re'-me-ah*). Synonym of *Phthiremia*.

**Phtheiriatic** (*thi-ri-az'-ik*). Synonym of *Phthiriatic*.

**Phthinodes** (*thi-no'-dez*) [φθίνειν, to waste; εἶδος, like]. Hectic; phthisical or tuberculous.

**Phthinoplasm** (*thi'-no-plazm*) [φθίνειν, to waste; πλάσμα, plasm]. Degraded bioplasm; a proposed name for the irritant material that causes degeneration of the lung-tissue, as opposed to that caused by tubercle.

**Phthiremia** (*thi-re'-me-ah*) [φθείρειν, to corrupt; αἷμα, blood]. A depraved state of the blood, with diminished plasticity.

**Phthiriatic** (*thi-ri-as'-ik*) [φθείρ, louse]. Produced by lice.

**Phthiriasis** (*thi-ri'-as-is*) [φθείρ, louse]. Lousy disease; morbus pediculosis. See *Pediculosis*.

**Phthirus** (*thi'-re-us*) [φθείρ, a louse]. A genus of *Pediculidæ* or true lice. See *Parasites (Animal)*, *Table of*.

**Phthisic** (*tiz'-ik*) [φθισικός, consumptive]. 1. Consumptive or tuberculous; affected with phthisis or tuberculosis. 2. A popular name for asthma.

**Phthisical** (*tiz'-ik-al*) [φθισίς, a wasting]. 1. Pertaining to or affected with phthisis or tuberculosis. 2. Popularly, same as *Asthmatic*. **P. Frame, P. Habit**, a long, narrow, flat chest, with depressed sternum, acute costal angle, a fair, transparent skin, light complexion, blue eyes, winged scapulæ, slender limbs. As to internal organs, the heart is relatively small, the arteries narrow, the pulmonary artery relatively wider than the aorta, and the lung-volume rather large.

**Phthisiogenesis** (*tiz-e-o-jen'-es-is*) [φθισίς, wasting; γένεσις, genesis]. The production of phthisis or wasting.

**Phthisiology** (*tiz-e-ol'-o-je*) [φθισίς, a wasting; λόγος, science]. The study or science of phthisis or tuberculosis; its causes, pathology, hygiene, and therapeutics.

**Phthisiophobia** (*tiz-e-o-fo'-be-ah*) [φθισίς, phthisis; φόβος, dread]. Morbid dread of pulmonary consumption or tuberculosis.

**Phthisipneumonia** (*thiz-ip-nu-mo'-ne-ah*) [φθισίς, phthisis; πνεύμων, lungs]. Phthisis or pulmonary tuberculosis.

**Phthisis** (*thi'-sis, ti'-sis or te'-sis*) [φθισίς, φθίνειν, to waste]. Formerly any dyscrasia producing emaciation and death; a wasting or consumption. The term has been restricted to designate all pulmonary lesions followed by disorganization of lung-tissue, the formation of cavities, loss of function of the lungs, loss of health, and death. It is usually tuberculous in nature, due to the action of a specific vegetable microorganism, the bacillus of tuberculosis. The onset of phthisis is usually very insidious, with gradual loss of strength and flesh, and with cough and expectoration and loss of appetite; it may commence with a bronchitic attack or with one or more attacks of pleurisy; very rarely it follows an acute croupous pneumonia. The

most important symptoms of the fully-developed disease are cough, at first hacking, later loud, hollow, and paroxysmal; expectoration, frothy and viscid at first, later profuse, purulent, and nummular; fever of hectic type; emaciation often very rapid, hemoptysis, dyspnea, pain, night-sweats, anorexia, and digestive disorders. The physical signs are flattening and retraction of the supra-clavicular and infra-clavicular regions, restricted movement of these regions, dullness on percussion over one or both apices extending to other parts of the lungs, altered rhythm of the respiratory sounds, adventitious sounds on auscultation, such as the presence of râles of various kinds according to the progress of the disease. The duration of the disease varies from the rapidly fatal, in which death may occur in a few weeks, to the very chronic, lasting for years. The pathology usually consists in a deposit of tuberculous nodules, especially in and around the walls of the smallest bronchi; these nodules coalesce and eventually undergo caseation and softening. More rarely a fibrous change takes place, with the production of the more chronic form of the disease, *fibroid phthisis*. Phthisis may occur at any age, and especially attacks those in whom there is an inherited predisposition or those who have been weakened by previous disease, poor food, poor hygienic surroundings, frequent pregnancies and prolonged lactation or the inhalation of poisonous vapors or irritating particles. Those in whom there is a strong family history of phthisis generally develop the disease before the twenty-fifth year. It may occur in those of middle age, however, or in old age. The usual seat for the primary lesion is in one of the apices, the right a little more frequently than the left. After one apex has been attacked, the disease usually extends, first to the apex of the lower lobe of the same side, then to the other apex. The base is rarely primarily affected. **P., Abdominal.** See *Tabes mesenterica*. **P., Acute.** See *P., Acute Pneumonic*. **P., Acute Pneumonic**, a variety that occurs in two forms: (a) the *pneumonic* or *lobar* and (b) the *broncho-pneumonic* or *lobular*. In the former (a), a lobe or an entire lung may be converted into a dry, opaque, white or yellowish-white, cheesy substance, in which tubercles are scattered here and there. Very often there exists a cavity at the apex. The bronchial glands may be tuberculous. The cases usually begin with a chill and for a time run a course like that of croupous pneumonia. The crisis, however, does not occur; the fever becomes irregular, the sputum mucopurulent, soon presenting tubercle-bacilli and elastic tissue. Death may occur in a few weeks or in two or three months. (b) *Acute tuberculous broncho-pneumonia* is most common in children and forms most cases of so-called *phthisis florida*. The smaller bronchi and air-cells become filled with a caseous material, constituting small grayish-white areas. These may coalesce and produce a lobar caseous broncho-pneumonia; but usually some unaffected tissue can be seen among the caseous areas. The symptoms of the disease are similar to those of catarrhal pneumonia; the temperature, however, is high; there is rapid loss of flesh and strength; evidences of softening become manifest; tubercle-bacilli appear in the sputum. Death may occur within three weeks or the disease may lead to chronic phthisis. In children the disease commonly follows one of the infectious fevers, particularly measles and whooping-cough. **P., Amphiblestroid**, atrophy of the retina. **P., Bacillary**, phthisis due to a bacillus. **P., Basic**, phthisis affecting primarily the base of the lung. **P., Black**, anthracosis. **P., Bronchial**, tuberculosis of the bronchial glands. **P. bulbi**, progressive shrinkage and atrophy of the eye-

ball. **P. calculosa**, pulmonary tuberculosis in which the exudates in the smallest lobules become infiltrated with lime. **P., Cerebral**, tuberculosis of the brain or its membranes. **P., Chronic**, phthisis running a slow course. **P. combinata**. Synonym of *P., Acute Pneumonic*. **P., Diabetic**, pulmonary tuberculosis in a diabetic patient, manifesting itself as a caseous broncho-pneumonia. **P., Embolic**, degeneration of areas in the lung, the seat of emboli from other organs. **P. enterica**, tuberculosis of the intestines. **P., Fibroid**, **P., Fibrous**; 1. Interstitial pneumonia. 2. Chronic tuberculosis of the lungs attended with the formation of fibrous tissue, which contracts, causes shrinking of the affected lobe, and sometimes bronchiectasis by eccentric traction on the bronchi. The pleura is usually very much thickened and the layers may adhere so tightly that it is impossible to separate them. **P., Flax-dressers'**, tabacosis occurring in flax-dressers. **P. florida**, acute phthisis speedily fatal—also known as galloping consumption. **P., Galloping**. Synonym of *P. florida*. **P., Glandular**, tuberculosis of lymphatic glands. **P., Gouty**, a chronic inflammation of the bronchial tubes supposed to be due to gout. **P., Granular**. Synonym of *Tuberculosis, Acute Miliary*. **P., Grinders'**. See *Grinders' Asthma*. **P. ab hæmoptoë**, pulmonary tuberculosis apparently following hemorrhage from the lungs. It is not now believed that pulmonary hemorrhage can be the starting-point of tuberculosis, but it is looked upon rather as a possible very early sign, or as accidental and having no connection with the tuberculosis subsequently developed. **P., Hemorrhagic**, pulmonary tuberculosis in which extravasated blood is believed to have undergone caseous degeneration. Its existence is questionable. **P., Hepatic**, tuberculosis of the liver; formerly, also the term meant abscess of the liver. **P. ex inanitione**, phthisis depending on inanition. **P. intestinalis**. Synonym of *P. enterica*. **P., Knife-grinders'**. Synonym of *P., Grinders'*. **P. laryngea**. Synonym of *Tuberculosis, Laryngeal*. **P., Latent**. Synonym of *Tuberculosis, Latent*. **P. lienalis**, tuberculosis of the spleen; also splenic abscess. **P. mammæ**, disorganization of the mammary gland, from suppuration. **P. medullæ spinalis**. Synonym of *Tabes dorsalis*. **P. mesaraica**, **P. mesenterica**. Synonym of *Tabes mesenterica*. **P., Miners'**. See *Miners' Phthisis*. **P., Mucous**. Synonym of *Tuberculosis, Miliary*. **P., Neurotic**, phthisis occurring in the course of neurasthenia. **P., Neuro-vascular**, phthisis associated with neuro-vascular disease. **P. nodosa**, miliary tuberculosis of the lungs. **P., Non-bacillary**, pulmonary destruction not due to bacilli. Miners' phthisis and grinders' phthisis are due to fibroid changes in the lung induced by the irritation of the dust inhaled. Ulcerative phthisis is probably always bacillary. **P. oculi**, atrophy of the eye. **P. pancreaticæ**, marked emaciation and general cachexia from disease of the pancreas. **P. pharyngea**, tuberculosis of the pharynx. **P., Phlegmatic**, phthisis occurring in persons who in the earlier stages do not present emaciation. **P. pituitosa**. Synonym of *P., Mucous*. **P. prostatica**, tuberculosis of the prostate gland. **P. psoasum**, psoas abscess due to tuberculous infection. **P. pulmonalis**, pulmonary tuberculosis. **P., Pulmonary**. See *Phthisis*. **P. pulmonum**. Synonym of *P., Pulmonary*. **P. renalis**, tuberculosis of the kidneys. **P., Rheumatic**, phthisis said to be dependent upon a rheumatic diathesis. **P., Senile**, pulmonary tuberculosis in the aged. **P., Specific**, breaking down of the lungs due to the bacillus of tuberculosis. **P.**



- splenic.** Synonym of *P. lienalis*. **P., Stonemasons'.** See *Grinders' Asthma*. **P., Syphilitic,** syphilis of the lung is quite rare. See *Syphilis of the Lung*. **P. of teeth,** a condition of the teeth characterized by especial clearness and transparency, with frailness of structure, caries being favored by constitutional weakness. **P. testis,** tuberculosis of the testicle. **P. trachealis,** tuberculosis of the trachea. **P., Traumatic,** pulmonary tuberculosis developing in a lung, shortly after a chest-injury without any external wound. **P., Tuberculous,** phthisis due to the bacillus of tuberculosis. **P. ventriculi,** atrophy of the mucous membrane and thinning of the coats of the stomach, with retention or even increase of the size of the organ.
- Phthisuria** (*tiz-u'-re-ah*) [*phthisis*, wasting; *oûron*, urine]. A wasting state resembling that caused by pulmonary tuberculosis, but due to renal disease.
- Phthoë** (*tho'-e*). Synonym of *Phthisis*.
- Phthoicus** (*tho'-ik-us*). Synonym of *Phthisical*.
- Phthois** (*tho'-is*) [*phthois*, a pill]. Bolus, pill.
- Phthongodysphoria** (*thong-go-dis-fo'-re-ah*) [*phthoggos*, sound; *duôphoria*, annoyance]. Morbid sensitiveness to sounds.
- Phthongometer** (*thong-gom'-et-er*) [*phthoggos*, voice; *métron*, measure]. An instrument used for measuring vocal sounds.
- Phthora** (*tho'-rah*) [*phthorá*, decomposition]. 1. Corruption. 2. Synonym of the *Plague*. 3. Abortion.
- Phthoric** (*tho'-ik*) [*phthorá*, decomposition]. Causing decomposition. **P. Acid.** Synonym of *Hydrofluoric Acid*. See *Acid*.
- Phthoroctonos** (*thor-ok'-to-nos*) [*phthorá*, decomposition; *chréivn*, to kill]. Feticide.
- Phulluah** (*ful'-u-ah*) [E. Ind.]. An oleaginous substance obtained from a wild East Indian plant. It is largely used by the hill-tribes for the cure of frost-bite and chilblains, and has been used with benefit in rheumatism, sprains, sciatica, etc. Unof.
- Phycinic Acid** (*fi-sin'-ik*) [*phikos*, seaweed]. The name given by Lamy to the crystalline acid found by him in the Alga *Protococcus vulgaris*. It occurs as white, opaque, tasteless, odorless needles, melting at 136° C.; insoluble in water, but soluble in alcohol, ether and oils. It forms crystalline salts with alkalis. Its silver salt is white and insoluble. Analysis gives C, 70.22 per cent.; H, 11.76 per cent.; N, 3.72 per cent.; O, 14.30 per cent.
- Phycit** (*fi'-sit*) [*phikos*, seaweed], C<sub>12</sub>H<sub>30</sub>O<sub>12</sub>. A substance found by Lamy along with phycinic acid in the alga *Protococcus vulgaris*. Wagner suspects its identity with *Erythrit* or *Erythroglycerin*, and Lamy's later investigations confirm this view. It crystallizes in colorless, right-angled prisms, has a sweet, fresh taste, and neutral reaction. It melts at 120° C. Cf. *Erythrol*.
- Phycochrome** (*fi'-ko-krom*) [*phikos*, seaweed; *chrōma*, color]. In biology, the complex blue-green pigment that masks the pure green of the chlorophyll in certain Algae (*Cyanophyceae*). It is composed of phycocyanin, scytonemin, etc.
- Phycocyanin** (*fi'-ko-sil'-an-in*) [*phikos*, seaweed; *κυανός*, blue]. In biology, a beautiful blue pigment, characteristic of the *Cyanophyceae* among Algae.
- Phycocystitis** (*fi'-ko-sis-tis*). Synonym of *Capsulitis*.
- Phycocerythrin** (*fi'-ko-er'-ith-rin*) [*phikos*, seaweed; *έρυθρός*, red]. In biology, the name given by Kützing, Askenay, Sorby and Schütt to the red portion of the compound pigment of the red Algae (*Florideae*), which is soluble in water. Kramer, who first described it, called it *rhodospermin*. The entire pigment is called by Schütt *rhodophyl* and the part soluble in alcohol, *Florideae green*.
- Phycography** (*fi'-kog'-ra-fe*) [*phikos*, seaweed; *γράφειν*, to write]. A description of Algae.
- Phycohematin** (*fi'-ko-hem'-at-in*) [*phikos*, seaweed; *αιμάτινος*, of blood, bloody]. In biology, the name given by Kützing to the peculiar blood-red pigment obtained from the marine alga *Rytipilea tinctoria*. It is precipitated in flakes by alcohol from the cold watery solution which has been evaporated to a syrupy consistency.
- Phycologist** (*fi'-kol'-o-jist*) [*phikos*, seaweed; *λόγος*, science]. One versed in phycology.
- Phycology** (*fi'-kol'-o-fe*) [*phikos*, seaweed; *λόγος*, science]. The botany of the Algae or seaweeds.
- Phycometer** (*fi'-ko-ma'-ter*) [*phikos*, seaweed; *μήτηρ*, mother]. The gelatinous substance surrounding the sporules of Algae.
- Phycomyces** (*fi'-kom'-is-ēs*) [*phikos*, seaweed; *μύκης*, fungus]. A genus of *Mucosini*.
- Phycophæin** (*fi'-kol'-fe-in*) [*phikos*, seaweed; *φαίος*, dusky, dun]. In biology, that reddish-brown pigment, soluble in water, which forms part of the coloring-matter (*phaeophyl*) of the *Fucaceae* and *Phaeosporaceae* among Algae. Cf. *Phycocyanthin*, *Fucoxanthin*.
- Phycocanthin** (*fi'-koks-an'-thin*) [*phikos*, seaweed; *ξανθός*, yellow]. In biology, the yellow coloring-matter, soluble in alcohol, forming part of the compound pigment (*phaeophyl*; *dialomin*) of certain Algae (*Fucaceae*, *Phaeosporaceae*, *Diatomaceae*).
- Phyganthropia** (*fi'-gan-thro'-pe-ah*) [*φύγη*, flight; *άνθρωπος*, men]. Morbid dread of human society.
- Phygantrus** (*fi'-gan'-trus*) [*φείγειν*, to flee; *άντρον*, cave]. Lissauer's term for a skull in which the distance between the perpendicular drawn from the most prominent point of the torus frontalis to the radius fixus, and that from the nasion to the same line is between 6 and 12 mm.
- Phygedema** (*fi'-ge-de'-mah*) [*φείγειν*, to flee; *οίδημα*, edema]. Transient edema.
- Phygethlon** (*fi'-geth'-lon*) [*φίγηθλον*, a glandular swelling]. An inflammatory nodule of the skin.
- Phygalactic** (*fi'-go-gal-ak'-tik*) [*φύγειν*, to avoid; *γάλα*, milk]. 1. Stopping the secretion of milk. 2. An agent that checks the secretion of milk.
- Phygomietopus** (*fi'-go-met-o'-pus*) [*φείγειν*, to flee; *μέτωπον*, forehead]. Lissauer's term for a skull in which the angle between the radius fixus and the line joining the bregma and the nasal point is between 8° and 33.5°.
- Phygotisthus** (*fi'-go-pis'-the-us*) [*φείγειν*, to flee; *οπισθε*, behind]. Lissauer's term for a skull in which the angle formed between the radius fixus and the line joining the lambda and theinion is between 106° and 127°.
- Phygoprosopus** (*fi'-go-pros'-o-pus*) [*φείγειν*, to flee; *πρόσωπον*, face]. Lissauer's term for a skull in which the angle formed between the radius fixus and the line joining the nasion and the alveolar point is between 38° and 66.5°.
- Phygorrhinus** (*fi'-gor-i'-nus*) [*φείγειν*, to flee; *ρίς*, nose]. Lissauer's term for a skull in which the angle formed between the radius fixus and the line joining the nasion and the subnasal point is between 36° and 66.5°.
- Phylacterion** (*fi'-lak-te'-le-on*) [*φύλαξ*, guard]. The same as *Phylactery*.
- Phylactery** (*fi'-lak'-ter-e*) [*φύλαξ*, guard]. A charm or amulet.
- Phylaxin** (*fi'-laks'-in*) [*φύλαξ*, a guardian, protector]. In biology, the name given by Hankin to an antitoxin or defensive proteid—called *alexin* by Buchner—found in animals that have acquired an artificial immunity to a given infectious disease; as distinguished

from a *sozin*, i. e., a defensive proteid that occurs naturally in normal animals. Hankin recognizes two forms of phylaxin: (1) a *Mycophylaxin*, or defensive proteid produced in the body of an animal which has an acquired immunity to a given infectious disease, which has the power of *destroying the pathogenic bacteria* to which the disease is due; (2) a *Toxophylaxin*, or defensive proteid produced in the body of an animal which has an acquired immunity to a given infectious disease, which has the power of *destroying the toxic products of the pathogenic bacteria* to which the disease is due. (Sternberg.)

**Phyletic** (*fi-lét'-ik*) [φύλη, a tribe]. In biology, phylogenetic; relating to the tribal or ancestral history of an organism.

**Phyllæscitannin** (*fil-es-it-an'-in*) [φύλλον, leaf; *æsculus*, the genus of trees of which the horse-chestnut is a species; *tannin*, tannin],  $C_{26}H_{24}O_{13}H_2O$ . A tannin found by Rochleder in the young leaves of the leaf-buds of the horse-chestnut.

**Phyllanthus** (*fil-an'-thus*) [φύλλον, leaf; ἄνθος, flower]. A genus of euphorbiaceous plants of some 450 species. **P. emblica** affords the so-called emblic myrobalans. (See *Myrobalan*.) **P. niruri** and **P. urinaria** are strongly diuretic. Unof.

**Phyllary** (*fil'-ar-e*) [φυλλάριον, a leaflet: *pl.*, *Phyllaries*]. In biology, a leaflet of the involucre of a composite flower-head.

**Phyllerythrin** (*fil-er'-ith-rin*) [φύλλον, leaf; ἐρυθρός, red]. The red coloring-matter of plants, especially that of the leaves in autumn. See *Erythrophyl*.

**Phyllidium** (*fil-id'-e-tim*) [φύλλον, leaf; dim. suffix-*idium*: *pl.*, *Phyllidia*]. In biology, a rudimentary ctenidium, as of a limpet; a capito-pedal body.

**Phylline** (*fil'-in*) [φύλλον, leaf]. Leaf-like; partaking of the characteristics of a leaf.

**Phyllobranchia** (*fil-o-brang'-ke-ah*) [φύλλον, a leaf; βράγχια, branchia, gill]. In biology, a gill in which the folia are arranged in rows upon a stem, as in crabs.

**Phylloclade** (*fil'-o-klād*). Same as *Phyllocladium*.

**Phyllocladium** (*fil-o-klād'-de-um*) [φύλλον, leaf; κλάδος, branch: *pl.*, *Phyllocladia*]. In biology, a leaf-like branch, as in the *Cactaceæ*, *Ruscus*, or *Psilotum*.

**Phyllocyanic Acid** (*fil-o-si-an'-ik*). Same as *Phyllocyanin*.

**Phyllocyanin** (*fil-o-si'-an-in*) [φύλλον, a leaf; κύανος, blue]. The bright-blue pigment of flowers, obtained from chlorophyll by the action of alkalis and of alkaline earths.

**Phyllocyst** (*fil'-o-sist*) [φύλλον, leaf; κύστις, bladder]. In biology, the cavity of a hydrophyllum.

**Phyllode** (*fil'-ōd*). Same as *Phyllodium*.

**Phyllodium** (*fil-o'-de-um*) [φύλλον, leaf; εἶδος, form: *pl.*, *Phyllodia*]. In biology, a dilated or flattened petiole taking on the character of a blade.

**Phyllodoce** (*fil-od'-o-se*) [L., a sea-nymph]. 1. A genus of oceanic hydrozoans. 2. A genus of polychetous annelids. **P.-green**, a green pigment found in *Phyllodoce viridis*, not referable to any class of animal pigments, and not chlorophyll. See *Pigments*, *Conspicuous of*.

**Phyllody** (*fil'-o-de*) [φυλλώδης, like leaves]. In biology, the reversion of floral organs to leaves; frondescence; phyllo-morphy.

**Phyllogen** (*fil'-o-jen*) [φύλλον, leaf; γενής, producing]. Same as *Phyllophore*.

**Phyllogenous** (*fil-oj'-en-us*) [φύλλον, leaf; γενής, producing]. Growing upon leaves.

**Phylloid** (*fil'-oid*) [φύλλον, leaf; εἶδος, form]. In biology, leaf-like.

**Phyllomania** (*fil-o-mā'-ne-ah*) [φύλλον, leaf; μανία,

madness]. In biology, an abnormal condition, as to the abundance or position of leaves. Cf. *Pleio-phyly*.

**Phyllome** (*fil'-ōm*) [φύλλον, leaf]. In biology, any organ that may be regarded morphologically as a leaf.

**Phyllomic** (*fil-om'-ik*) [φύλλον, leaf]. In biology, of the nature of or resembling a phyllome.

**Phyllomorphy** (*fil'-o-mor-fē*) [φύλλον, leaf; μορφή, form]. Same as *Phyllody*; also *Phyllo-morphosis*.

**Phyllophagous** (*fil-off'-ag-us*) [φύλλον, a leaf; φάγειν, to eat]. In biology, feeding on leaves.

**Phyllophore** (*fil'-o-for*) [φύλλον, leaf; φέρειν, to bear]. In biology, any leaf-bearing organ, especially the budding summit of a stem, as the palm.

**Phyllorhous** (*fil-off'-o-rus*) [φύλλον, leaf; φέρειν, to bear]. In biology, producing leaves, or leaf-like or foliaceous parts or organs.

**Phyllo-pode** (*fil'-o-pōd*) [φύλλον, leaf; πούς, foot]. In biology, the dilated sheathing base of the frond of certain plants (*Isaetes*).

**Phyllopodiform** (*fil-o-pōd'-if-orm*) [φύλλον, leaf; πούς, foot; *forma*, form]. In biology, resembling a phyllo-pode.

**Phylloptosis** (*fil-op-to'-sis*) [φύλλον, leaf; πῶσις, a falling]. In biology, the fall of the leaf.

**Phyllostephyte** (*fil-os'-te-o-fit*) [φύλλον, leaf; ὀστέον, bone; φύτον, plant]. A flat or laminated osteophyte.

**Phyllostomatous** (*fil-o-sto'-mat-us*) [φύλλον, a leaf; στόμα, mouth]. Leaf-nosed, as a bat.

**Phyllotactic** (*fil-o-tak'-tik*) [φύλλον, leaf; τάξις, order]. In biology, pertaining to phyllotaxis.

**Phyllotaonin** (*fil-o-ta'-o-nin*) [φύλλον, leaf]. A crystalline product obtained by the decomposition of chlorophyll.

**Phyllotaxis** (*fil-o-taks'-is*) [φύλλον, leaf; τάξις, order; τάσσειν, to arrange]. In biology, the order of arrangement of the leaves upon the stem.

**Phyllotaxy** (*fil'-o-taks-e*). Same as *Phyllotaxis*.

**Phylloxanthin** (*fil-oks-an'-thin*) [φύλλον, leaf; ξανθός, yellow]. The yellow pigment associated with phyllocyanin in chlorophyll.

**Phylloxera** (*fil-oks-e'-rah*) [φύλλον, leaf; ξηρός, dry]. A genus of plant-lice (*Aphididae*), nearly all the species of which are natives of North America. The *grape-vine phylloxera* or *vine-pest* (*Phylloxera vastatrix*, Planchon) has caused great damage to all varieties of grapes. **P.-mite**, an acaridan (*Rhizoglyphus phylloxera*) frequently found in association with the *Phylloxera* of the vine, feeding, in its young state, on the juices of roots injured by the *phylloxera*, and, when older—according to Riley and Planchon—preying on the root-inhabiting type of that insect. This is denied by Fournouse and others.

**Phylloxerize** (*fil-oks'-er-iz*) [φύλλον, leaf; ξηρός, dry]. To contaminate or infest with *Phylloxera*.

**Phyllula** (*fil'-u-lah*) [diminutive of φύλλον, a leaf]. In biology, the stage in the embryo of vascular plants at which the first leaf and root have appeared. (T. J. Parker.)

**Phylogenesis** (*fi-lo-jen'-es-is*) [φύλον, φύλή, race, tribe; γένεσις, origin]. Same as *Phylogeny*.

**Phylogenetic** (*fi-lo-jen-et'-ik*) [φύλον, tribe; γένεσις, birth]. Pertaining to phylogeny.

**Phylogenic** (*fi-lo-jen'-ik*) [φύλον, tribe; γενής, producing]. Pertaining to phylogeny.

**Phylogeny** (*fi-loj'-en-e*) [φύλον, φύλή, a tribe; γενής, producing]. In biology, the evolution of the phylum, race, group, or species; paleontologic evolution, as distinguished from *ontology* or individual evolution. According to Weismann's theory each phyletic variation is due to a variation in the structure of the "id" of germ-plasm.

**Phylogony** (*fi-log'-on-e*) [φύλον, tribe; γονή, offspring].



The branch of embryology dealing with the origin of species by evolution.

**Phylum** (*fi'-lum*) [φῦλον, φύλη, a tribe: *pl.*, *Phyla*]. In biology, a primary division of the animal or vegetable kingdom.

**Phyma** (*fi'-mah*) [φῆμα, a growth: *pl.*, *Phymata*]. A circumscribed suppurative swelling of the skin. The word was formerly also used to designate any one of a class of diseases including erysipelas, edema, emphysema, scirrhous, etc. Also, a genus of diseases including hordeolum, sycosis, and anthrax. The term now denotes a localized plastic exudate larger than a tubercle.

**Phymacerite** (*fi-mas'-er-it*) [φῆμα, a tumor; κέρα, horn]. In biology, the tubercle at the base of the second antenna, containing the external orifice of the green gland in *Crustacea*. (Bate.)

**Phymatoid** (*fi'-mat-oid*) [φῆμα, growth; εἶδος, like]. Resembling a phyma or tubercle; a term describing a condition of carcinomatous growth distinguished by a dull-yellow color and a consistence resembling that of tubercle.

**Phymatorhusin** (*fi-mat-or-u'-sin*) [φῆμα, growth]. A pigment found by Nencki in the metastatic deposits of a melanotic sarcoma of the skin. It contains sulphur, is insoluble in alcohol, in water, and in ether, but dissolves readily in ammonia, and in alkaline carbonates. It is free from iron.

**Phymatosis** (*fi-mat-o'-sis*) [φῆμα, tubercle; νόσος, disease: *pl.*, *Phymatoses*]. Any tuberculous or scrofulous disease.

**Phymocnidosis** (*fi-mok-nid-o'-sis*). Synonym of *Erythema nodosum*.

**Phymolepra** (*fi-mo-lep'-rah*). Synonym of *Leprosy, Tuberculous*.

**Phymosis** (*fi-mo'-sis*). Synonym of *Phimosis*.

**Phypella** (*fi-pel'-ah*) [φῆμα, growth; πέλλα, skin]. An old name for boil.

**Phyralliphere** (*fi-rall'-if-or*). One of certain cells containing vesicles or cavities called by Virchow *Physalides*, and supposed to take part in endogenous cell-formation (Von Korschinsky). See *Physalis*.

**Physa** (*fi'-sah*) [φῦσα, air]. Bulla or pustule.

**Physagoge** (*fi-s'-ag-og*) [φῦσα, wind; ἀγωγός, leading]. 1. Carminative. 2. An agent that expels flatus.

**Physalide** (*fi-s'-al-id*) [φυσάλλις, bladder]. The vesicular tuft of the chorion as seen in the vesicular mole. Synonym of *Physalis*.

**Physalidocnidosis** (*fi-s-al-id-ok-nid-o'-sis*). Synonym of *Urticaria bullosa*.

**Physalin** (*fi-s'-al-in*) [φυσάλλις, a bladder],  $C_4H_{16}O_5$ . A non-nitrogenous body found in 1852 by Dessaignes and Chautard in *Physalis alkekengi*; it has been used in place of quinin.

**Physalis** (*fi-s'-al-is*) [φυσάλλις, a bladder]. A genus of solanaceous herbs, mostly American. *P. alkekengi*, the strawberry tomato, Jerusalem cherry, or Judenkirsche of Europe, and *P. viscosa*, of N. America, are diuretic. Unof.

**Physalis** (*fi-s'-al-is*) [φυσάλλις, bladder: *pl.*, *Physalides*]. A name given by Virchow to the large giant epithelial cell of giant-cell carcinoma.

**Physasthma** (*fi-as'-mah*) [φῦσα, wind; ἄσθμα, asthma]. Asthma due to, or complicated with, emphysema.

**Physconia** (*fi-s'-ko'-ne-ah*) [φύσκων, paunch]. Any abdominal enlargement, especially from tympanites. *P. adiposa*, corpulency. *P. aquosa*, ascites. *P. biliosa*, distention of the gall-bladder. *P. mesenterica*. Synonym of *Tubercles mesenterica*.

**Physechema** (*fi-s'-ek-el'-mah*). Synonym of *Sound, Bellows*.

**Physechos** (*fi-s'-ek'-os*) [φυσᾶν, to blow; ἦχος, sound]. Vesicular murmur.

**Physema** (*fi-se'-mah*) [φύσμη; φυσᾶν, to blow]. A bellows-like action of the lungs.

**Phythesis** (*fi-se'-sis*). Synonym of *Physema*.

**Physianthropy** (*fi-z-e-an'-thro-pe*) [φύσις, nature; ἀνθρωπος, man]. The study of the human constitution and of the diseases of man.

**Physiatrics** (*fi-z-e-at'-riks*) [φύσις, nature; ἰατρεία, treatment]. The power of nature in curing disease: *vis medicatrix nature*.

**Physiocracy** (*fi-z-e-atw-tok'-ra-ce*) [φύσις, nature; αὐτός, self; κρατεῖν, to rule]. The power of nature.

**Physiautotherapia** (*fi-z-e-atw-to-ther-a'-pe-ah*) [φύσις, nature; αὐτός, self; θεραπεύειν, to cure]. Strictly expectant treatment.

**Physic** (*fi-z'-ik*) [φύσις, nature]. The science of medicine. Also, a medicine, especially a cathartic. Also, stannic tetrachlorid, a mordant used in dyeing. *P. Nut.* See *Barbados Nut*. *P.-root.* See *Lepandra*.

**Physical** (*fi-z'-ik-al*) [φυσικός, physical]. Pertaining to nature or to physics. Also, pertaining to the body or material things, in contradistinction to the mind, or metaphysical things. *P. Diagnosis*, the investigation of disease by the direct aid of the senses, sight, touch, hearing. *P. Education*, the training of the body by means of gymnastics, etc. *P. Examination*, examination of the patient's body to determine the condition of the various organs and parts. *P. Signs*, the phenomena observed on inspection, palpation, percussion, auscultation, mensuration, or combinations of these methods, etc.

**Physicalist** (*fi-z'-ik-al-ist*) [φύσις, nature]. One who maintains that the physical constitution dominates the intellectual and moral nature.

**Physician** (*fi-z'-ish'-an*) [φύσις, nature]. One who practices medicine. Formerly, a natural philosopher. *P.-ship*, the office of physician.

**Physicist** (*fi-z'-is-ist*) [φύσις, nature]. In biology, one who holds that vital phenomena are purely physical and chemic. One learned in the science of physics.

**Physick's Encysted Rectum**. A rare disease of advanced age consisting in an hypertrophy, and sometimes of an inflammation, of the natural rectal sacs, which become dilated also. It is attended with burning pain at the anus and adjacent parts and an increased mucous secretion. See *Diseases, Table of*. *P.'s Splint*. A long splint, a modification of Desault's splint for fracture of the femur.

**Physico-chemic** (*fi-z'-ik-o-kem'-ik*) [φύσις, nature; χημεία, chemistry]. Being both physical and chemic.

**Physicmental** (*fi-z'-ik-o-men'-tal*) [φύσις, nature; mens, mind]. Pertaining to physical and mental phenomena and their interdependence.

**Physics** (*fi-z'-iks*) [φύσις, nature]. The science that treats of the properties of matter, and of the laws governing it in conditions of rest and motion, and in its fluid, solid, and gaseous states. *P.*, *Chemic*, that branch of physics which is used by chemists to define substances. *P.*, *Medical*, that part of physics having bearing upon medicine in any of its branches.

**Physiogenesis** (*fi-z-e-o-jen'-es-is*). See *Physiogeny*.

**Physiogenetic** (*fi-z-e-o-jen-el'-ik*). See *Physiogenic*.

**Physiogenic** (*fi-z-e-o-jen'-ik*) [φύσις, nature; γενᾶν, to beget]. Pertaining to physiogeny, or the development of functions.

**Physiogeny** (*fi-z-e-oj'-en-e*) [φύσις, nature; γενᾶν, to produce]. In biology, the science of the development, genesis, or evolution of functions.

**Physiognomic** (*fi-z-e-og-nom'-ik*) [φύσις, nature; γνώμη, knowledge]. Pertaining to physiognomy.

**Physiognomist** (*fi-z-e-og'-no-mist*) [φύσις, nature; γνώμη, knowledge]. One skilled in physiognomy.

**Physiognomonic** (*fiz-e-og-no-mon'-ik*). Same as *Physiognomic*.

**Physiognomonics** (*fiz-e-og-no-mon'-iks*) [*φύσις*, nature; *γνώμη*, knowledge]. The science of physiognomy.

**Physiognomy** (*fiz-e-og'-no-me*) [*φύσις*, nature; *γνώμη*, knowledge]. 1. The art of reading character by a study of the face. 2. The countenance itself.

**Physiogony** (*fiz-e-og'-o-ne*) [*φύσις*, nature; *γονή*, generation]. The production of nature.

**Physiologic, Physiological** (*fiz-e-o-loj'-ik*, *fiz-e-o-loj'-ik-al*) [*φύσις*, nature; *λόγος*, science]. Pertaining to physiology; pertaining to natural or normal processes, as opposed to those that are pathologic. **P. Antidote**, an antidote that neutralizes not by its chemic power, but through its effects on the system. **P. Excavation**, the funnel-shaped depression at the center of the optic papilla, at the bottom of which the retinal vessels enter; it varies in size and form, but always has sloping walls, which distinguish it from a pathologic excavation, exhibiting vertical or overhanging walls. **P. Selection**. See *Evolution*. **P. Units of Herbert Spencer**, in biology, hypothetic, complex, protean units, intermediate between chemic units and morphologic units or cells. They are supposed to possess a polarity or aptitude to aggregate in the form of the particular species of organism to which they belong, just as the molecules of a salt possess the intrinsic aptitude to crystallize in a particular way. The entire body is supposed to be composed of these units, making regeneration of lost parts possible, while the germ-cells are supposed to contain small groups of them, giving each germ-cell the power of reproducing the whole. The theory is one of epigenesis. See *id*, *ident*, *idioplasm*, *plasma*, *microsomata*, *heredity*, *epigenesis*, *pangenesis*, etc.

**Physiologism** (*fiz-e-ol'-o-jizm*) [*φύσις*, nature; *λόγος*, science]. The abuse of physiology.

**Physiologist** (*fiz-e-ol'-o-jist*) [*φύσις*, nature; *λόγος*, science]. One who is expert in physiology.

**Physiology** (*fiz-e-ol'-o-jē*) [*φύσις*, nature; *λόγος*, science]. The science that treats of the functions of organic beings, as distinguished from *morphology*, *etiology*, etc. **P., Animal**, the physiology of animals. **P., Cellular**, the physiology of cells. **P., Comparative**, the comparative study of the physiology of different animals and of animals and plants. **P., Morbid**, the study of diseased functions or of functions modified by disease. **P., Pathogenetic**, **P., Pathologic**, pathology. **P., Special**, the physiology of special organs. **P., Vegetable**, the physiology of plants.

**Physiolyis** (*fiz-e-ol'-is-is*) [*φύσις*, nature; *λύειν*, to dissolve]. The disintegration of dead tissue by the natural processes of decomposition.

**Physiomedicalism** (*fiz-e-o-med'-ik-al-izm*) [*φύσις*, nature; *medicari*, to heal]. The professed use of natural remedies only, poisons and minerals being rejected.

**Physiomedicalist** (*fiz-e-o-med'-ik-al-ist*) [*φύσις*, nature; *medicari*, to heal]. One who professes physiomedicalism.

**Physionomy** (*fiz-e-on'-o-me*) [*φύσις*, nature; *νόμος*, law]. The science of the laws of nature.

**Physiophilosophy** (*fiz-e-o-fil'-os'-o-fē*). Synonym of *Physics*.

**Physiophyly** (*fiz-e-off'-il-e*) [*φύσις*, nature; *φυλον*, a tribe]. In biology, the tribal history or paleontologic evolution of function, without reference to form.

**Physique** (*fiz-ēk')* [Fr.]. Physical structure or organization.

**Physocèle** (*fī'-so-sēl*) [*φύσα*, air; *κήλη*, tumor]. A

swelling or tumor containing air or flatus; emphysema of the scrotum; a hernia filled with flatus.

**Physocelia** (*fī'-so-sē'-le-ah*). Synonym of *Tympanites*.

**Physocephalus** (*fī'-so-sef'-al-us*) [*φύσα*, air; *κεφαλή*, head]. Emphysematous swelling of the head.

**Physocolic** (*fī'-so-kol'-ik*) [*φύσα*, air; *κολική*, colic]. Colic caused by flatus.

**Physode** (*fī'-sod*) [*φύσις*, a bladder]. In biology, the name applied by Crato to minute, refractive, bladder-like formations, found gliding about within the watery fluid in the lamellar systems of certain vegetable cells. In the brown *Algae* the physodes contain substances analogous to phenol.

**Physodin** (*fī'-so-din*) [*physodes*, from *φύσα*, air; *φύσις*, a bladder]. A substance found by Gerding associated with *Ceratophyllum*, in the lichen *Parmelia ceratophylla* var. *physodes*, Ach.

**Physodyspnea** (*fī'-so-disp-ne'-ah*) [*φύσα*, air; *δύς*, difficult; *πνέειν*, to breathe]. Dyspnea due to emphysema.

**Physohematometra** (*fī'-so-hem'-at-o-me'-trah*) [*φύσα*, air; *αἷμα*, blood; *μήτρα*, uterus]. An accumulation of gas, or air, and blood in the uterus, as in decomposition of retained menses, or placental tissue.

**Physohydrometra** (*fī'-so-hī'-dro-me'-trah*) [*φύσα*, air; *ὕδωρ*, water; *μήτρα*, womb]. An accumulation of gas and water in the uterus.

**Physology** (*fī'-sol'-o-jē*) [*φύσα*, air; *λόγος*, science]. The study of flatulence.

**Physometer** (*fī'-som'-et-er*) [*φύσα*, air; *μέτρον*, a measure]. An instrument for determining variations in the volume of a confined body of air.

**Physometra** (*fī'-so-me'-trah*) [*φύσα*, air; *μήτρα*, womb]. A distention of the womb with gas, produced by the decomposition of its contents.

**Phycomycetes** (*fī'-so-mī-se'-lēz*) [*φύσα*, bellows; *μύκης*, fungus]. A class of *Fungi* characterized by a total absence of hymenium.

**Physocnus** (*fī'-song'-kus*) [*φύσα*, air; *ὄγκος*, tumor]. A swelling due to the presence of air.

**Physoscheocele** (*fī'-sos'-ke-o-sēl*) [*φύσα*, air; *σχέον*, scrotum; *κήλη*, tumor]. Emphysema of the scrotum.

**Physospasmus** (*fī'-so-spas'-mus*) [*φύσα*, air, flatus; *σπασμός*, spasm]. Flatulent colic.

**Physosterin** (*fī'-sos'-ter-in*) [*φύσα*, bellows; *στέαρ*, fat]. An inert fatty or cholesterin-like substance occurring in the Calabar bean.

**Physostigma** (*fī'-sos-tig'-mah*) [*φύσα*, bellows; *σίγμα*, stigma]. Calabar Bean, Ordeal Nut. The seed of *P. venenosum*, native of West Africa. The properties of the drug depend upon two alkaloids, *physostigmin* or *eserin*,  $C_{15}H_{21}N_3O_2$ , which paralyzes the motor functions of the spinal cord and stimulates muscle-fiber, and *calabarin*, which acts similarly to strychnin. Locally applied to the eye, physostigmin causes contraction of the pupil and diminishes intraocular tension. On account of its action on muscles it causes increased peristaltic movements of the intestines. In toxic doses, death is produced by failure of respiration. Its therapeutic uses are: In diseases of the eye, as in glaucoma, in iritis, to contract the pupil, and, alternated with atropin, to break up adhesions after iritis; in convulsive diseases, as tetanus and strychnin-poisoning; in constipation from atony of the intestines; in bronchitis and dyspnea, from weakness of the bronchial muscles. It is also used as an antidote to atropin and to strychnin. For poisoning, give an emetic and inject atropin. **P., Ext., Alcoholic**. Dose gr.  $\frac{1}{6}$ -j. **P., Injectio, Hypodermica**; 10 grains of the extract in  $\frac{1}{2}$  ounce. Dose  $\mathfrak{mij}$ -xij. **P., Tinct.**, 15 per cent. in strength. Dose  $\mathfrak{m}v$ -xx. **Eserina** (*Physostigmina*, B. P.), unof.



- A myotic. Dose gr.  $\frac{1}{80}$ – $\frac{1}{32}$ . **Lamellæ Physostigminæ** (B. P.), each contains  $\frac{1}{1000}$  grain of physostigmin. **Physostigminæ Salicylas**. Dose gr.  $\frac{1}{100}$ – $\frac{1}{80}$ . **Injectio P. salicylat. hypodermica**; 1 in 160. Dose m j–vj. **Physostigminæ Sulphas**, very soluble. Dose gr.  $\frac{1}{100}$ – $\frac{1}{80}$ . **Injectio P. Sulphat. hypoderm.**, 4 grains to one ounce. Dose m j–iv.
- Physostigmin** (*fi-so-stig'-min*). Synonym of *Eserin*. **Physothorax** (*fi-so-tho'-raks*). Synonym of *Pneumothorax*.
- Phytalbumose** (*fi-tal'-bu-mōz*) [φυτόν, plant; *albumen*]. A vegetable peptone or albumose, found in seeds of the *Leguminosæ*, in flour, and in papaw juice. *α-phytalbumose* agrees with the hemialbumose of Vines, being soluble in cold and boiling water; yielding also the biuret reaction, and a precipitate by saturation with sodium chlorid only in an acid solution. *β-phytalbumose* is soluble in cold but not in boiling distilled water; hence it is precipitated by heat. It is also readily thrown down by saturation with sodium chlorid, and gives a faint biuret reaction.
- Phyterithrin** (*fi-ter'-ith-rin*) [φυτόν, plant; *έρυθρός*, red]. The red coloring-matter of plants, especially of leaves, in autumn.
- Phythelminthus** (*fi-thel'-min'-thus*). Synonym of *Bothriocephalus*.
- Phytiatrica** (*fit-e-at'-rik-ah*) [φυτόν, plant; *ιατρική*, medicine]. Treatment by means of medicinal herbs; botanic medicine.
- Phytiform** (*fi'-tif-orm*) [φυτόν, plant; *forma*, form]. Resembling a plant.
- Phytivorous** (*fi-tiv'-or-us*). Same as *Phytophagous*.
- Phyto-** (*fi'-to-*) [φυτόν, plant]. A prefix signifying connection with or relation to vegetable organisms.
- Phyto-alopécia** (*fi-to-al-o-pe'-she-ah*). Synonym of *Alopecia areata*.
- Phytobiology** (*fi-to-bi-ol'-o-je*) [φυτόν, plant; *βίος*, life; *λόγος*, science]. The science of plant-life.
- Phytoblast** (*fi'-to-blast*) [φυτόν, plant; *βλαστός*, germ]. The living protoplasm constituting a cell.
- Phytocerosium** (*fi-to-ser-o'-ze-um*) [φυτόν, plant; *κηρός*, wax]. Vegetable wax.
- Phytochemic, Phytochemical** (*fi-to-kem'-ik, fi-to-kem'-ik-al*) [φυτόν, plant; *χημεία*, chemistry]. Pertaining to vegetable chemistry or to changes of vegetable origin, the plants acting by chemic force, or effecting a chemic change. Ferment-fungi are phytochemic, and so are the poisonous or pathogenic principles associated with the presence and growth of microbes in the body.
- Phytochemistry** (*fi-to-kem'-is-tre*) [φυτόν, plant; *χημεία*, chemistry]. Vegetable chemistry.
- Phytochimy** (*fi'-to-kim-e*). Same as *Phytochemistry*.
- Phytochlore** (*fi'-to-klor*) [φυτόν, plant; *χλωρός*, pale-green]. In biology, same as chlorophyl.
- Phytochrome** (*fi'-to-kromi*) [φυτόν, plant; *χρώμα*, color]. In biology, a general term for those vegetable pigments necessary to the fundamental processes of vegetable assimilation, and for the synthesis of protoplasm and amylum. Cf. *chlorophyl*, *erythrin*, *phæodin*, *phyllocyanin*, *phylloxanthin*.
- Phytocolla** (*fi-to-kol'-ah*) [φυτόν, plant; *κόλλα*, glue]. Same as *Gludin*.
- Phytocyst** (*fi'-to-sist*) [φυτόν, plant; *κύστις*, cyst]. In biology, a cyst or envelop of cellulose containing the phytoblast.
- Phytoderma** (*fi-to-der'-mah*) [φυτόν, plant; *δέρμα*, skin; *pl.*, *Phytodermata*]. Any cutaneous disease produced by microscopic vegetation, or by dermatophytes.
- Phytogenesis** (*fi-to-jen'-es-is*) [φυτόν, plant; *γένεσις*, origin]. In biology, the science of the origin and development of plants.
- Phytogenetic** (*fi-to-jen-et'-ik*) [φυτόν, plant; *γεννᾶν*, genesis]. Pertaining to phyto-genesis.
- Phytogeny** (*fi-toj'-en-e*). Same as *Phytogenesis*.
- Phytogeographic** (*fi'-to-je-o-graf'-ik*) [φυτόν, plant; *γεωγραφία*, geography]. Pertaining to phytogeography.
- Phytogeography** (*fi'-to-je-og'-ra-fe*) [φυτόν, plant; *γεωγραφία*, geography]. In biology, the geographic distribution of plants.
- Phytogony** (*fi-tog'-o-ne*) [φυτόν, plant; *γονή*, generation]. In biology, the development of the species in plants.
- Phytographer** (*fi-tog'-ra-fer*) [φυτόν, plant; *γράφειν*, to write]. One who describes and classifies plants.
- Phytophagic** (*fi-to-graf'-ik*) [φυτόν, plant; *γράφειν*, to write]. Pertaining to phytophagy.
- Phytophagy** (*fi-tog'-ra-fe*) [φυτόν, plant; *γράφειν*, to write]. Botany. Also, a treatise on the geographic distribution of plants.
- Phytoid** (*fi'-toid*) [φυτόν, plant; *εἶδος*, like]. In biology, plant-like; e.g., certain animals and organs.
- Phytolacca** (*fi-to-lak'-ah*) [φυτόν, plant; *lacca*, lac; gen., *Phytolacæ*]. Poke. The root and the fruit of *P. decandra*. It is an emetic, cathartic, and motor depressant. Toxic doses cause death by paralysis of the organs of respiration. Its action is antagonized by alcohol, opium, and digitalis. It is serviceable in malignant tumors, eczema, and similar skin-affections. Dose of the root as an emetic gr. x–xxx; as an alternative gr. j–v. **P. bacca** (U. S. P.), the berry or fruit of *Phytolacca decandra*. Dose of a saturated tincture, a fluidram three times a day; serviceable in rheumatism. **P. radix** (U. S. P.), the root of *Phytolacca decandra*. **P.**, **Ext.**, **Fld.**, **Rad.** Dose m– $\frac{3}{4}$  j. **P.**, **Tinct.**, **unof.** Dose m– $\frac{3}{4}$  j.
- Phytolaccic Acid** (*fi-to-lak'-sik*) [φυτόν, plant; *lacca*, lac]. Oxalic acid as found in *Phytolacca*.
- Phytolaccin** (*fi-to-lak'-sin*) [φυτόν, plant; *lacca*, lac]. The precipitate from a tincture of the root of *Phytolacca decandra*. It is alternative, anti-syphilitic, laxative, etc. Dose 1 to 3 grains. **Unof.**
- Phytolithology** (*fi-to-lith-ol'-o-je*) [φυτόν, plant; *λίθος*, stone; *λόγος*, science]. The science of fossil plants.
- Phytologic** (*fi-to-loj'-ik*) [φυτόν, plant; *λόγος*, science]. Pertaining to phytology.
- Phytologist** (*fi-tol'-o-jist*) [φυτόν, plant; *λόγος*, science]. One versed in phytology.
- Phytology** (*fi-tol'-o-je*) [φυτόν, plant; *λόγος*, science]. Same as *Botany*.
- Phytolysis** (*fi-tol'-is-is*) [φυτόν, plant; *λύειν*, to loose]. In biology, the change in position occurring in the pigment in a living cell in consequence of changes in the intensity of the light,—such as the changes in the chlorophyl coincident with the alternation of day and night.
- Phytomentagra** (*fi-to-men-ta'-grah*). Synonym of *Sycosis*.
- Phytomer** (*fi'-to-mer*) [φυτόν, plant; *μέρος*, part]. See *Phyton*.
- Phytomycetes** (*fi-to-mi-se'-tēz*) [φυτόν, plant; *μύκης*, fungus]. Molds occurring in putrid urine.
- Phyton** (*fi'-ton*) [φυτόν, plant; *φύειν*, to produce]. In biology, Gaudichaud's name for the pieces which by their repetition make up a plant, on the theory that the plant is a compound individual. Compare the use of *person* by zoölogists.
- Phytonomatotechny** (*fi-to-no-mat'-o-tek-ne*) [φυτόν, plant; *ὄνομα*, name; *τέχνη*, art]. In biology, the nomenclature of plants.
- Phytonomy** (*fi-ton'-o-me*) [φυτόν, plant; *νόμος*, law]. In biology, the laws of plant-life.
- Phytoparasite** (*fi-to-par'-as-it*) [φυτόν, a plant; *παρά-*

- σιτος, a parasite]. In biology, a plant of parasitic habit. See *Epiphyte*.
- Phytoparasitic** (*fi-to-par-as-it'-ik*) [φυτόν, plant; παρά, beside; σίτος, food]. Pertaining to phytoparasites.
- Phytopathologic** (*fi-to-path-o-loj'-ik*) [φυτόν, plant; πάθος, disease; λόγος, science]. Pertaining to phytopathology.
- Phytopathologist** (*fi-to-path-ol'-o-jist*) [φυτόν, plant; πάθος, disease; λόγος, science]. One versed in phytopathology.
- Phytopathology** (*fi-to-path-ol'-o-jé*) [φυτόν, plant; πάθος, disease; λόγος, science]. The science of plant-disease, or of diseases due to vegetable organisms; also, the science of the diseases of plants; vegetable pathology.
- Phytophagous** (*fi-toff'-ag-us*) [φυτόν, a plant; φάγειν, to eat]. In biology, herbivorous; feeding on plants.
- Phytophagy** (*fi-toff'-aj-e*) [φυτόν, a plant; φάγειν, to eat]. The habit of feeding on plants.
- Phytophilous** (*fi-toff'-il-us*) [φυτόν, a plant; φιλεῖν, to love]. In biology, applied to animals that are fond of plants.
- Phytophysiology** (*fi-to-fiz-e-ol'-o-jé*). Synonym of *Physiology, Vegetable*.
- Phytoplasm** (*fi-to-plaz-mi*) [φυτόν, plant; πλάσμα, plasma]. The vegetable protoplasm.
- Phytosis** (*fi-to'-sis*) [φυτόν, plant; νόσος, disease: *pl.*, *Phytosis*]. 1. Any disease due to the presence of vegetable parasites. 2. The production of disease by vegetable parasites. 3. The presence of vegetable parasites.
- Phytosterin** (*fi-tos'-ter-in*) [φυτόν, plant; στερός, solid]. A substance, present in plant-seeds and sprouts, very similar to cholesterol.
- Phytotaxy** (*fi-to-taks-e*) [φυτόν, plant; τάξις, order, arrangement]. In biology, systematic botany.
- Phytotechny** (*fi-to-tek-ne*) [φυτόν, plant; τέχνη, art]. Industrial botany.
- Phytotomous** (*fi-tof'-o-mus*) [φυτόν, plant; τόμος, a cutting]. In biology, leaf-cutting, or plant-cutting, *e. g.*, certain birds or insects.
- Phytotomy** (*fi-tof'-o-me*) [φυτόν, plant; τομή, a cutting]. The anatomy of plants.
- Phytovitellin** (*fi-to-vit-el'-in*) [φυτόν, plant; vitellus, yolk]. The vegetable analogue of vitellin.
- Phytozoaria** (*fi-to-zo-a'-re-ah*) [φυτόν, plant; ζῶον, animal]. Same as *Infusoria*.
- Phytozoön** (*fi-to-zo'-on*) [φυτόν, plant; ζῶον, animal]. A plant-like animal; a zoöphyte.
- Pia** (*pi'-ah*) [native Polynesian]. The plant *Tacca pinnatifida*, from which a variety of arrowroot is prepared; it is said to be of special value in the treatment of certain cases of diarrhea and dysentery. Unof.
- Pia**, or, more fully, **Pia Mater** (*pe'-ah mah'-ter* or *pi'-ah-mah'-ter*) [L., "pious, or tender, mother."]. The vascular membrane, consisting of a plexus of blood-vessels held by a fine areolar tissue, enveloping the entire surface of the brain and spinal cord. It dips into the fissures of the brain and forms the velum interpositum and the choroid plexus of the fourth ventricle. **P.**, **Cerebral**, the pia mater covering the brain. **P.**, **External**, that which covers the external portion of the brain. **P.**, **Internal**, that which passes into the ventricles. **P. intima**, the inner layer of the spinal pia mater. **P.**, **Spinal**, the pia of the spinal cord. **P. of Testis**. See *Tunica*.
- Pia-arachnitis** (*pi'-ah-ar-ak-ni'-tis*) [*pia*, pia; ἀράχνη, spiders' web; ιτις, inflammation]. Inflammation of the pia-arachnoid; leptomeningitis.
- Pia-arachnoid** (*pi'-ah-ar-ak'-noid*) [*pia*, pia; ἀράχνη, a spider's web; εἶδος, like]. The pia and arachnoid considered as one structure.
- Pial** (*pi'-al*) [*pia*, pia]. Pertaining to the pia mater.
- Pialyn** (*pi'-al-in*) [*πιαρ*, fat; λύνειν, to split up or decompose]. An enzyme contained in both the pancreatic substance and fluid, which has not as yet been isolated. It is capable of effecting a hydrolytic decomposition of neutral fats into glycerin and free fatty acids. It is most actively present in the substance of the fresh gland or its secretion, and its activity is greatest at about 40° C.
- Pia-matral** (*pi'-ah-mah'-tral*). See *Pial*.
- Pian** (*pi'-an*). See *Frambesia*.
- Pianists' Cramp**. See *Cramp*.
- Piano-players' Cramp**. See *Cramp*.
- Piarachnoid** (*pi-ar-ak'-noid*) [*pia*, pia; ἀράχνη, spiders' web; εἶδος, like]. The pia mater and arachnoid considered as one membrane.
- Piarolytic** (*pi-ar-o-lit'-ik*) [*πιαρ*, fat; λυτικός, dissolving]. Forming emulsions with fat.
- Piarrhemia** (*pi-ar-e'-me-ah*) [*πιαρ*, fat; αἷμα, blood]. See *Lipemia*.
- Pica** (*pi'-kah*) [L., "magpie"]. The craving for unnatural and strange articles of food; a symptom present in certain forms of insanity, in hysteria, and chlorosis, and during pregnancy.
- Picacismus** (*pik-as-is'-mus*) [*pix*, pitch]. Depilation by means of pitch-plaster.
- Picamar** (*pik-am'-ahr*) [*pix*, pitch; *amarus*, bitter]. A bitter, oily substance obtained in the distillation of wood-tar.
- Picea** (*pi'-se-ah*) [L., the pitch-pine]. A genus of coniferous trees. **P. alba**, the white spruce. **P. excelsa**, the common fir or pitch-pine. It yields resin and turpentine. **P. nigra**, the black spruce. **P. vulgaris**. Synonym of *P. excelsa*.
- Picene** (*pi'-sen*) [*picea*, the pitch-pine],  $C_{22}H_{14}$ . A hydrocarbon formed by the distillation of lignite, coal-tar and petroleum residues. It is very sparingly soluble in most of the solvents, but most readily in crude cumene; it crystallizes in blue, fluorescent leaflets, melting at 338° C., and boiling at 519° C.
- Piceous** (*pish'-e-us*) [*pix*, pitch]. In biology, having the nature of pitch. Viscous. Pitch-black; black with a faint reddish tinge.
- Pichi** (*pe'-che*) [native Chilean]. The stems and leaves of *Fabiana imbricata*, growing in Chile. It is a terebinthin having tonic properties, and is of repute in the treatment of catarrhal inflammations of the genito-urinary tract. Dose of the fld. ext. 3j; of the extract gr. v-x. Unof.
- Pick** (*pik*) [ME., *picken*, to pick]. To pluck with the fingers; a symptom in certain typhoid states. See *Carphology*.
- Pick's Liniment**. *Linimentum exsiccans*; a liniment used in the treatment of eczema. Its formula is: Tragacanth, 75 grains; glycerin, 30 minims; water, 25½ drams. It is of service in the dry forms of eczema. **P.'s Salicylated Soap-plaster**, a preparation used in the treatment of eczema. It is composed as follows: Emplast. saponis liq., 2½ ounces; olive-oil, 5 drams; salicylic acid, 37 grains. It is applied on strips of muslin.
- Picolin** (*pik'-o-lin*) [*picea*, the pitch-pine; *oleum*, oil],  $C_6H_7N$ . *Methyl-pyridin*, a liquid alkaloid; a product of acrolein-ammonia.
- Picolinic Acid** (*pik-o-lin'-ik*) [*picea*, the pitch-pine; *oleum*, oil],  $C_6H_5NO_2$ . A monobasic acid made from picolin and other pyridin-derivatives.
- Picotement** (*pe-kot'-mont*) [Fr.]. A pricking sensation; tingling; formication.
- Picra** (*pik'-rah*). Same as *Hiera picra*.
- Picræna** (*pik-re'-nah*). See *Quassia*.
- Picramic Acid** (*pik-ram'-ik*) [πικρός, bitter; *амиръ*,  $C_6$



- $\text{H}_3\text{N}_3\text{O}_5$ . Picric acid in which one  $\text{NO}_2$  radicle has been replaced by  $\text{NH}_2$ .
- Picramid** (*pik'-ram-id*) [ $\pi\kappa\rho\acute{o}\varsigma$ , bitter; *amid*]. An amid of picric acid; trinitranilin.
- Picranisic Acid** (*pik-ran-iz'-ik*). Synonym of *Picric Acid*.
- Picrate** (*pik'-rāt*) [ $\pi\kappa\rho\acute{o}\varsigma$ , bitter]. Any salt of picric acid. See *Ammonium Picrate*.
- Picric** (*pik'-rik*) [ $\pi\kappa\rho\acute{o}\varsigma$ , bitter]. Same as *Carbazotic*. **P. Acid**. See *Acid and Pigments, Conspectus of*. **P. Acid Test**. See *Tests, Table of*.
- Picroaconitin** (*pik-ro-ak-on'-it-in*) [ $\pi\kappa\rho\acute{o}\varsigma$ , bitter; *aconitum*],  $\text{C}_{31}\text{H}_{45}\text{NO}_{10}$ . An amorphous substance extracted from the bulbs of *Aconitum napellus*. It is slightly poisonous.
- Picrocarmin** (*pik-ro-kar'-min*) [ $\pi\kappa\rho\acute{o}\varsigma$ , bitter; *carmin*, carmin]. A preparation for staining microscopic specimens. Its composition is as follows: carmin 1.0; ammonia 5.0; distilled water 50.0. After solution, add saturated watery solution of picric acid 50.0. Allow to stand in a wide-mouthed bottle until the ammonia has evaporated; then filter. See *Stains, Table of*.
- Picroerythrin** (*pik-ro-er'-ith-rin*) [ $\pi\kappa\rho\acute{o}\varsigma$ , bitter;  $\epsilon\pi\upsilon\theta\rho\acute{o}\varsigma$ , red],  $\text{C}_{12}\text{H}_{16}\text{O}_7 + 3\text{H}_2\text{O}$ . A crystalline, bitter substance, soluble in hot water, insoluble in absolute alcohol, and melting at  $158^\circ\text{C}$ .
- Picroglycin, Picroglycion** (*pik-ro-gli'-sin, pik-ro-gli'-se-on*) [ $\pi\kappa\rho\acute{o}\varsigma$ , bitter;  $\gamma\lambda\upsilon\kappa\acute{o}\varsigma$ , sweet]. A crystalline, bitter substance, found in *Solanum dulcamara*. It may be impure solanin.
- Picolithium - carmin** (*pik-ro-lith'-e-um-kar'-min*). A solution used in staining microscopic sections. It is composed of carmin 2.5-5.0; saturated watery solution of lithium carbonate 100.0; to which is added saturated watery solution of picric acid 2.0.
- Picromel** (*pik'-ro-mel*) [ $\pi\kappa\rho\acute{o}\varsigma$ , bitter;  $\mu\acute{\epsilon}\lambda\iota$ , honey]. A mixture of unknown composition containing salts of glycocholic and taurocholic acids.
- Piconitric Acid** (*pik-ro-ni'-trik*). Synonym of *Picric Acid*.
- Picropodophyllin** (*pik'-ro-po-do-fil'-in*) [ $\pi\kappa\rho\acute{o}\varsigma$ , bitter;  $\pi\acute{o}\delta\acute{o}\varsigma$ , foot;  $\phi\acute{\upsilon}\lambda\lambda\omicron\nu$ , leaf]. A crystalline substance obtained from *Podophyllum peltatum*.
- Picroocellin** (*pik-ro-s-el'-in*) [ $\pi\kappa\rho\acute{o}\varsigma$ , bitter; *roccellin*],  $\text{C}_{27}\text{H}_{29}\text{N}_3\text{O}_5$ . A crystalline, bitter substance obtained from *Rocella tinctoria*, or one of its varieties.
- Picro-saccharimeter** (*pik'-ro-sak-ar-in'-et-er*) [ $\pi\kappa\rho\acute{o}\varsigma$ , bitter;  $\sigma\acute{\alpha}\kappa\chi\alpha\rho\omicron\nu$ , sugar;  $\mu\acute{\epsilon}\tau\rho\nu$ , measure]. An instrument for determining the amount of sugar in a given sample of urine by comparison with the color of a permanent standard solution of perchlorid of iron—that of a picric acid reduction of the urine brought to a similar tint as the standard by dilution with water—the amount of the latter required indicating the amount of sugar present.
- Picro-saccharometer** (*pik'-ro-sak-ar-om'-et-er*). See *Picro-saccharimeter*.
- Picrotin** (*pik'-ro-tin*) [ $\pi\kappa\rho\acute{o}\varsigma$ , bitter],  $\text{C}_{15}\text{H}_{18}\text{O}_7$ . A decomposition-product of picrotoxin, formed when the latter is treated with benzene.
- Picrotoxic Acid** (*pik-ro-toks'-ik*). Synonym of *Picrotoxin*.
- Picrotoxin** (*pik-ro-toks'-in*) [ $\pi\kappa\rho\acute{o}\varsigma$ , bitter;  $\tau\omicron\epsilon\chi\iota\kappa\acute{o}\nu$ , poison; *Picrotoxinum*, U. S. P.; gen. *Picrotoxini*]. A neutral principle prepared from *Anamirta paniculata* (*Cocculus indicus*). Picrotoxin stimulates the motor and inhibitory centers in the medulla, especially the respiratory and vagus centers; it causes epileptiform spasms by irritation of the motor centers of the cerebrum or cord and medulla, the spasms often having the character of *mange* movements. Its action is

much like that of strychnin. It has been used in an ointment (10 grains to one oz. of lard) in tinea capitis and in pediculosis. It is useful for the night-sweats of phthisis, and in the complex of symptoms known as vaso-motor ataxia, *q. v.* Dose gr.  $\frac{1}{60}$  to  $\frac{1}{20}$ . It has been tried in epilepsy, but has proved useless. **Cocculi**, Ext., Fld. Dose  $\mathfrak{m}$ -ijj. **C.**, Tinct., tincture of cocculus,  $12\frac{1}{2}$  per cent. in strength. Dose  $\mathfrak{m}$ -ij-xv. **Cocculi**, Planat's Tinct., strength 25 per cent. Dose  $\mathfrak{m}$ -v. **Injectio Picrotox.** **Hypodermica**, 1 grain in 240 minims of water. Dose  $\mathfrak{m}$ -ij-vij.

**Picrotoxinin** (*pik-ro-toks'-in-in*). See *Picrotoxin*.

**Pictet Liquid** (*pik'-tel*) [*pix*, pitch]. A liquid consisting of a mixture of sulphurous acid gas and carbon dioxid liquefied under pressure. It has been used in the treatment of pulmonary tuberculosis. A small quantity allowed to escape into a closed room quickly resumes the gaseous state, and is inhaled by the tuberculous patient. It appears to give good results.

**Pictura** (*pik-tu'-rah*) [*pictura*, painting, picture]. In biology, the pattern or coloration of a particular part (as a feather) or of an entire animal.

**Piddle** (*pid'-l*) [origin obscure]. To urinate (a childish word).

**Piebald** (*pi'-bawld*) [ME., *pyebald*, piebald]. Of various colors. **P. Iris**, an iris which has spots of different colors, generally small dark spots on a lighter background. **P. Skin**. See *Leukoderma*, and *Vitiligo*.

**Piedra** (*pe-a'-drah*) [S. Amer.]. A disease of the hair marked by the formation of hard, pin-head-sized nodules on the shaft of the hair, thought to be due to the presence of a species of micrococcus. It occurs in the Andean plateau.

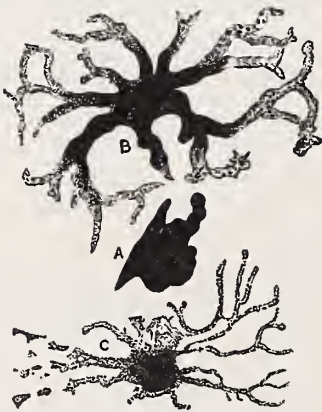
**Piezometer** (*pi-e-zom'-et-er*) [ $\pi\acute{\iota}\epsilon\zeta\epsilon\nu$ , to press;  $\mu\acute{\epsilon}\tau\rho\nu$ , measure]. An apparatus for measuring the degree of compression of gases.

**Pigback Kidney**. See *Kidney*.

**Pigeon** (*pij'-un*) [ME., *pigeon*, pigeon]. A bird of the family *Columbidae*. **P.-breast**. Synonym of *Pectus carinatum*; it occurs in rickety children and in mouth-breathers. **P.-breasted**, affected with pigeon-breast. **P.-toe**. See *Hallux varus*. **P.-toed**, having the toes directed inward.

**Pigment** (*pig'-ment*) [*pigmentum*, *pingere*, to paint]. In biology, a pigment is any organic coloring-matter in the tissues of plants or animals, *e.g.*, the coloring-matter occurring in the iris, retina, hair, and in the rete mucosum of the skin. It may be of mimetic value, or concerned in assimilation and metabolism, or in respiration. **P., Color, and Dye-stuff**; a pigment is any substance that is employed in the arts for the purpose of imparting color to bodies. The term is properly restricted to the dry coloring-matter, which when mixed with a vehicle becomes a *paint*. O. N. Witt assumes the presence of certain characteristic groups—chromophorous groups—in all dyestuffs, which, by introduction into colorless bodies, give rise to the basis-structure of dyestuffs—chromogenous groups. When these chromogenous groups are joined to salt-forming groups, such as hydroxyl or amidogen, dyestuffs are formed. *Color* is applied to any hue, especially a pure tint, other than black or white. A *dye-stuff* is any dyewood, lichen, powder, or dyecake used in dyeing and staining dress-materials. A *fast color* is one which resists the weather, light, soap-lye, dilute alkalis, and very dilute acids; a *fugitive color* is one which is dissipated under similar circumstances. A *substantive coloring-matter* is one which passes into an insoluble state upon the fiber without the intervention of a mordant; examples, all the mineral coloring-matters, indigo, turmeric, annatto, safflower, and most

of the coal-tar colors. An *adjective coloring-matter* is one which requires a mordant or mediating agent in order to become insoluble upon the fiber. A *mordant* is a substance which has an affinity for or which can at least penetrate the tissue to be colored, and which possesses also the property of combining with the coloring-matter employed, and of forming with it an insoluble compound within or about the fibers. Mordants may be iron salts (copperas, ferrous acetate, iron pyrolignite, ferric sulphate, and nitrates), nickel (nickel-ammonium chlorid, nickel nitro-acetate), chromium (chromium sulphate, fluorid, chlorate, potassium di-chromate and chromate), tin (stannous and stannic chlorid, "pink salt," sodium stannate), manganese ( $\text{MnCl}_2$ ,  $\text{KMnO}_4$ ), lead, copper (nitrate), antimony (tartar emetic), or tannin. *Raising* is the process or method of intensifying colors by means of mordants. *Dunging* is a term applied to the mordanting of goods by passing them through a *dung-bath*, which is a bath composed of water in which a small proportion of cows' or pigs' dung, or some substitute for it, has been dissolved, with a certain amount of chalk to remove the acetic acid from the printed material. A *discharge* is some compound, such as the chlorid of lime, which has the property of bleach-



Pigment-cells of Frog. A, Contracted; B, C, Partially relaxed pigment-cells. (From Stirling.)

ing or taking away the color already communicated to a fabric, by which means white patterns are produced on colored grounds. A *lake* is a pigment formed by the absorption of animal, vegetable, or coal-tar coloring-matter from an aqueous solution by means of metallic bases. *Application-colors*. See *Spirit-colors*. *Coal-tar colors* is a name given to a numerous class of colors derived from coal-tar by various complex chemic processes. *Distemper*, or *fresco*, colors are colors ground in water to a creamy consistency, with the addition of a sizing of glue or white of egg to make them adhere to the surface to which they are applied. They are generally used for decorating plastered walls or ceilings. *Graining-colors* are colors ground in linseed-oil with the addition of a small amount of wax to prevent their spreading when manipulated with a graining-comb to imitate the graining of various woods. *Japan-colors* are those ground in the medium called japan. An *oil-color* is a pigment of any kind ground in linseed-oil or poppy-oil. *Spirit-colors* (also called "*spirits*," or *application-colors*) are certain colors obtained in calico-printing, so-called from the use of "*spirits*," the technical name for the acid solutions of tin, in applying the colors. *Water-*

*colors* are pigments ground in water containing a small amount of glue, glycerin, honey, or molasses, to cause them to bind and adhere to the surface to which they are applied. When pressed into molds and dried, they are called *cake-colors*; but when sold in the form of stiff pastes, they are called *moist colors*. Very many of the materials used for dyeing purposes are extremely poisonous, and have been productive of eczema and other skin-diseases, or even of systemic poisoning. Recently the use of dyes as staining reagents in bacteriologic, physiologic, and biologic researches has assumed such marked importance that it has been deemed advisable to introduce the following conspectus (pages 1085 et seq.), which contains the more important pigments and dye-stuffs. **P., Bile.** See under *Bile*. **P., Blood**, hemoglobin and its derivatives. **P., Brown.** Same as *Soudan Brown*. **P.-cell**, a cell specialized for the secretion or retention of a pigment; a chromatophore. **P.-granule**, a minute, structureless mass of pigment. **P., Hematogenous**, any pigment derived from the blood. Hematogenous pigments are hemoglobin, hematoïdin, hemosiderin; the bile-pigments, which are indirectly derived from the blood-pigment; ferrous sulphid, which stains the abdominal walls and the serous coat of the abdominal organs after death, is also derived from hemoglobin. **P.-liver**, a coloration of the liver occurring in the course of malarial fevers, and in the morbid condition of the blood described as melanemia. The liver is also deeply pigmented in pernicious anemia and in chronic valvular heart-disease, with long-continued congestion of the organ. **P., Metabolic**, a pigment formed by the metabolic action of cells. Melanin is the type of metabolic pigments. **P.-molecule.** Same as *P.-granule*. **P., Respiratory**, a pigment resulting from oxidation of the tissues, or a pigment by means of which oxygen is absorbed. Hemoglobin may be considered a respiratory pigment. **P.-spot**, in biology, a small mass of pigment in the spores of certain plants and protozoans. **P., Urinary**, urobilin, urochrome, uroerythrin, and others. **P., Uveal.** See under *Uvea*.

**Pigmental, Pigmentary** (*pig-men'tal, pig-men'ta-re*) [*pingere*, to paint]. Pertaining to or containing pigment. **P. Atrophy**, atrophy of adipose tissue with deposit of pigment in the fat-cells. **P. Layer**, the external layer of the retina. See *Retina*. **P. Mole.** See *Nævus pigmentosus*.

**Pigmentation** (*pig-men-ta'-shun*) [*pingere*, to paint]. Deposition of or discoloration by pigment. See also *Chromatosis*.

**Pigodidymus** (*pi-go-did'im-us*) [*πυγή*, buttock; *διδυμος*, double]. A double monster united at the buttocks.

**Piitis** (*pi-i'tis*) [*pia*, pia; *τις*, inflammation]. Inflammation of the pia; leptomeningitis.

**Pike** (*pik*) [ME., *pike*, a sharp point]. In biology, a thorn or prickle.

**Pilar, Pilary** (*pi'-lar, pi'-lar-e*) [*pilaris*; *pilus*, hair]. Pertaining to the hair.

**Pilastered** (*pi-las'terd*) [*pila*, a small supplemental pillar]. In anatomy, flanged so as to have a fluted appearance; arranged in pilasters or columns. **P. Femur**, a condition observed in the femur of individuals of certain races in which the backward concavity of the femoral shaft is exaggerated, and the linea aspera prominent. This exaggeration of structure causes the pilastered appearance.

**Pilastri** (*pi-las'tre*) [*pl. of Pilastrum*, a small pillar]. In biology, strong gelatinous columns placed between the subgenital openings in *Medusa*.

**Pilatio** (*pi-la'-she-o*) [*pilus*, hair]. A cranial fissure.



## CONSPECTUS OF PIGMENTS.

## I. INORGANIC.

NAME.	FORMULA.	COMPOSITION, PREPARATION, ETC.	COLOR.
Antimonial cinnabar ( <i>antimonial vermillion, red lead</i> ).	$\text{Sb}_2\text{S}_3\text{O}_3$ .	Action of sodium calcium dithionæ on antimonious chlorid.	Red.
Artificial ultramarine ( <i>French blue, Guimet blue, new blue, permanent blue</i> ).		Mixture of clay, sodium carbonate, sulphur, and rosin.	Blue.
Azurite ( <i>azure malachite, blue malachite, copper lazulite, mountain-blue</i> ).	$2\text{CuCO}_3 \cdot \text{Cu}(\text{OH})_2$ .	Copper hydroxycarbonate.	Blue.
Berlin blue ( <i>Erlangen blue, Hamburg blue, kahl blue, Milori blue, royal blue, steel blue, Turnbull's blue</i> ).		Action of potassium ferocyanid on ferrous salts.	Blue.
Bismuth-white ( <i>pearl white, Spanish white</i> ).	$\text{BiOCl}$ .	Bismuth oxychlorid.	White.
Bloodstone.	$\text{Fe}_2\text{O}_3$ .	Found in nature; a hematite.	Red.
Blue ocher ( <i>native Prussian blue</i> ).		Iron hydroxyphosphate.	Dull-blue.
Blue vitriol ( <i>blue stone, Cyprus vitriol</i> ).	$\text{CuSO}_4$ .	Copper sulphate; found in nature.	Blue.
Bremen blue ( <i>blue verditer</i> ).	$\text{Cu}(\text{HO})_2$ .	Copper hydroxid; action of lime on copper nitrate.	Blue.
Bremen green ( <i>Erlaw green, green bice, green verditer</i> ).		Copper hydroxid.	Green.
Brunswick green ( <i>mountain-green</i> ).	$3\text{CuO} \cdot \text{CuCl}_2$ .	Copper oxychlorid.	Light-green.
Cadmium-red.	$\text{CdS}$ .	Cadmium sulphid.	Orange-red.
Cadmium-yellow ( <i>Jaune brilliant</i> ).	$\text{CdS}$ .	Cadmium sulphid.	Orange-yellow.
Caledonia brown.		Natural ore.	Russet-brown.
Cappagh brown.		From bog-earth containing manganese.	Brown.
Casall green.	$\text{Cr}_2\text{O}_3$ .	Chromic oxid.	Green.
Cassel yellow ( <i>mineral yellow, Montpellier yellow, patent yellow, Turner's yellow</i> ).	$\text{PbCl}_2 \cdot 7\text{PbO}$ .	Lead oxychlorid.	Yellow.
Casselmann's green.		Copper sulphate with potassium or sodium acetate.	Green.
Cassius' purple ( <i>gold purple</i> ).		Gold and tin.	Purple.
Cerulean blue.		Cobaltous-stannic oxid.	Blue.
China clay ( <i>kaolin</i> ).		Aluminum hydroxysilicate.	White.
Chrome-alum.	$\text{K}_2\text{SO}_4 \cdot \text{Cr}_2(\text{SO}_4)_3 \cdot 24\text{H}_2\text{O}$ .	Potassium and chromium sulphate.	Violet.
Chrome chlorid.	$\text{Cr}_2\text{Cl}_6$ .	Action of chlorin on chromium sulphid.	Violet.
Chrome-green ( <i>chromium-green, cinnabar-green, emerald green, Guignet's green, Victoria green</i> ).	$\text{Cr}_2\text{O}_3$ .	Chromic oxid.	Bright-green.
Chrome-red ( <i>chrome-carmin, chrome-garnet, chrome-orange, chrome-vermillion</i> ).	$\text{PbCrO}_4 \cdot \text{PbO}$ .	Lead oxychromate.	Red.
Chrome-yellow ( <i>crown-yellow, Hamburg yellow, Leipsic yellow, Paris yellow</i> ).	$\text{PbCrO}_4$ .	Lead chromate.	Brilliant yellow.
Cobalt-blue ( <i>azure-blue, cobalt-ultramarine, Hungary blue, Leithner's blue, Leyden blue, Paris blue, Thénard's blue</i> ).		Aluminum cobaltate.	Blue.
Cobalt-red.		Cobalt phosphate.	Red.
Cobalt-yellow.		Potassium-cobalt nitrite.	Bright-yellow.
Colcothar ( <i>English red, Indian red, iron minium, Paris red, polishing red, red vitriol</i> ).	$\text{Fe}_2\text{O}_3$ .	Ferric oxid; from iron sulphate.	Red.
Copperas-black.		Mordanting with ferrous and copper sulphate and dyeing with logwood.	Black.
Cyanin-blue ( <i>Leitch's blue</i> ).		Compound of Prussian blue and cobalt blue.	Blue.

CONSPECTUS OF PIGMENTS.—*Continued.*

NAME.	FORMULA.	COMPOSITION, PREPARATION, ETC.	COLOR.
Dingler's green.		Chromium-calcium phosphate.	Green.
Egyptian blue ( <i>Alexandria blue, copper-glass</i> ).		Copper-calcium silicate.	Blue.
Fol's yellow.		Heating together phenol and arsenous oxid.	Yellow.
Gentile's green.		Action of sodium stannate on copper sulphate.	Green.
Green cinnabar ( <i>Naples green</i> ).		Chrome-yellow and Prussian blue.	Green.
Hamburg white ( <i>Dutch white, Tyrol white, Venice white</i> ).		White lead with heavy spar.	White.
Iodin-scarlet ( <i>pure scarlet</i> ).	HgI <sub>2</sub> .	Mercuric iodid.	Brilliant red.
King's yellow ( <i>Chinese yellow</i> ).	As <sub>2</sub> S <sub>3</sub> .	Sublimating a mixture of sulphur and arsenous oxid.	Yellow.
Litharge ( <i>Massicot</i> ).	PbO.	Lead oxid ; found in nature.	Yellow.
Lithophan.	BaSO <sub>4</sub> .ZnS.	Barium sulphate and zinc sulphid.	White.
Malachite-green ( <i>copper-green, mountain-green</i> ).	CuCO <sub>3</sub> .	Copper carbonate.	Green.
Manganese-brown.		Action of sodium hypochlorite and caustic soda on manganous chlorid.	Brown.
Manganese-green ( <i>baryta-green, Cassel green, Rosenstrehl's green</i> ).	BaMnO <sub>4</sub> .	Barium manganate.	Green.
Mars' brown.		Calcining ferrous sulphate with alum, and potash.	Brown.
Mineral blue ( <i>Antwerp blue, Haarlem blue</i> ).		Prussian blue mixed with clay.	Green-blue.
Mineral gray.		From lapis lazuli.	Pale blue-gray.
Mineral lake.		Glass flux colored with tin chromate.	Pink.
Mineral purple ( <i>Mars' violet, purple ocher</i> ).		Artificially prepared iron oxid.	Dark-red.
Minium ( <i>gold cinnabar, mineral orange, orange-minium, Paris red, red lead, Saturn cinnabar, saturnine red</i> ).	Pb <sub>3</sub> O <sub>4</sub> .	Red oxid of lead.	Red.
Mittler's green ( <i>Arnandon green, emerald green, Matthiew Plessy's green, Panetier's green, Schnitzer green</i> ).	Cr <sub>2</sub> (HO) <sub>6</sub> .	Chiefly chromium hydroxid.	Green.
Mosaic gold.	SnS <sub>2</sub> .	Stannic sulphid.	Yellow.
Naples yellow.		Lead antimonate.	Pale orange-yellow.
Napoleon blue ( <i>Raymond's blue</i> ).		Action of basic ferric sulphate and potassium ferrocyanid.	Blue.
Ocher ( <i>Indian ocher, Indian red, light red, Mars' red, Naples red, Persian red, Pompeian red, red bole, ruddle, scarlet ocher, terra di sienna</i> ).		Ferruginous clays, especially those containing ferric hydroxid.	Red.
Ocher ( <i>burnt ocher, Chinese yellow, gold ocher, Lemnian earth, orange ocher, Roman ocher</i> ).		Clay containing ferric hydroxid.	Orange-yellow.
Oil-blue ( <i>copper indigo</i> ).	CuS.	Copper sulphid.	Blue.
Orpiment.	As <sub>2</sub> S <sub>3</sub> .	Natural ore ; arsenious sulphid.	Yellow.
Pattison's white lead.	PbCl <sub>2</sub> .PbH <sub>2</sub> O <sub>2</sub> .	Adding saturated lime-water to a hot solution of lead chlorid.	White.
Perfect yellow.	ZnCrO <sub>4</sub> .	Zinc chromate.	Bright light-yellow.
Permanent white ( <i>blanc fixe, mineral white, new white</i> ).	BaSO <sub>4</sub> .	Barium sulphate.	White.
Pink salt ( <i>pink crystals</i> ).	SnCl <sub>4</sub> .2NH <sub>4</sub> Cl.		Pink.
Prussian blue ( <i>balt-blue, Monthier's blue, navy blue, royal blue, soluble blue</i> ).		Precipitating ferric sulphate with potassium ferrocyanid.	Blue.



CONSPECTUS OF PIGMENTS.—*Continued.*

NAME.	FORMULA.	COMPOSITION, PREPARATION, ETC.	COLOR.
Prussian brown.		A compound of ferric oxid and alumina.	Orange-brown.
Prussian green.		Imperfect iron ferrocyanid.	Green.
Purple-brown ( <i>maroon oxid</i> ).	$\text{Fe}_2\text{O}_3$ .	Ferric oxid.	Purplish-brown.
Realgar.	$\text{As}_2\text{S}_2$ .	Natural ore; arsenium disulphid.	Red.
Rinmann's green ( <i>cobalt green, Gellert's green, green small, mineral green, Paris green, Saxony green, Scheele's green, Swedish green, zinc-green</i> ).	$\text{CuHAsO}_3$ .	Copper arsenite.	Bright-green.
Satin white.		Lime, zinc oxid, and a little indigo.	White.
Schweinfurth blue ( <i>Reboulleau's blue</i> ).		Fusion of copper arsenate, potassium arsenate, and niter.	Blue.
Schweinfurth green ( <i>Bâle green, emerald green, French green, imperial green, Kirschberg green, Leipsic green, Mitis green, Newvied green, Paris green, royal green, Vienna green</i> ).		Copper aceto-arsenite.	Vivid light-green.
Siderine yellow.		Ferrous chromate.	Yellow.
Sienna.		Ferruginous ochreous earth.	Orange-yellow.
Smalts ( <i>Dumont's blue, enamel blue, Eschel blue, King's blue, royal blue</i> ).		Glass tinged by cobaltous oxid.	Blue.
Spanish brown.		Highly adulterated dark ferric oxid.	Dark brown.
Strontian yellow.	$\text{SrCrO}_4$ .	Addition of potassium chromate to a solution of a strontium salt.	Yellow.
Ultramarine ( <i>Armenian blue, azure-blue, lazulite blue</i> ).		From lapis lazuli.	Blue.
Ultramarine green.		Mixture of alumina, soda, silica, sulphur, iron, calcium, etc.	Green.
Ultramarine yellow ( <i>barium yellow</i> ).	$\text{BaCrO}_4$ .	Barium chromate.	Yellow.
Umber.		Clayey, brown iron ore.	Red.
Umber ( <i>colognese, lignite</i> ).			Red.
Vanadium bronze.		An acid derivative of vanadium.	Fine yellow.
Venetian red ( <i>English red, Prussian red, Spanish red</i> ).	$\text{Fe}_2\text{O}_3 \cdot \text{CaSO}_4$ .	Calcining a mixture of lime and iron sulphate.	Red.
Verdigris.	$\text{Cu}_2(\text{HO})(\text{C}_2\text{H}_3\text{O}_2)\text{H}_2\text{O}$ .	Copper hydroxyacetate or subacetate.	Green.
Vermilion ( <i>Chinese red, cinnabar</i> ).	$\text{HgS}$ .	Sulphid of mercury.	Red.
Verona brown.		A calcined ferruginous earth.	Reddish-brown.
Veronese green ( <i>French Veronese green, viridian</i> ).	$\text{Cr}_2(\text{HO})_6$ .	Chromic hydroxid.	Blue-green.
Vienna white ( <i>Bologna lime, Vienna lime</i> ).	$\text{CaCO}_3$ .	Prepared chalk.	White.
White lead ( <i>blanc d'argent, China white, Clichy white, Cremnitz white, French white, Kremnitz white, Krem's white, London white, pearl white, Roman white, silver white</i> ).	$2\text{PbCO}_3 \cdot \text{Pb}(\text{HO})_2$ .	Lead carbonates.	White.
White lead substitute.	$\text{Sb}_2\text{O}_3$ .	Antimonous oxid.	White.
White vitriol.	$\text{ZnSO}_4 + 7\text{H}_2\text{O}$ .	Zinc sulphate.	White.
Zinc carbonate.	$2\text{ZnCO}_3 \cdot \text{Zn}(\text{HO})_2$ .		White.
Zinc-green.		Zinc-yellow and Prussian blue.	Green.
Zincolith ( <i>Griffith's snow-white</i> ).	$\text{BaSO}_4 \cdot \text{ZnS}$ .	Zinc sulphid and barium sulphate.	White.
Zinc-white ( <i>Chinese white, snow-white</i> ).	$\text{ZnO}$ .	Zinc oxid.	White.
Zinc-yellow.	$\text{ZnCrO}_4$ .	Zinc chromate.	Yellow.

CONSPECTUS OF PIGMENTS.—*Continued.*

## II. ORGANIC.

## 1. ANIMAL PIGMENTS.

NAME.	COMPOSITION, PREPARATION, ETC.	COLOR.
Actiniochrome.	Found in certain invertebrates ( <i>e. g.</i> , in the tentacles of <i>Anthea cerus</i> ).	Violet.
Actiniohematin.	Found in certain <i>Actinozoa</i> ( <i>Anthea cerus</i> ).	Red.
Animal black ( <i>animal charcoal, bone-black</i> ).	Calcination of bones in closed vessels.	Black.
Bilicyanin ( <i>Cholecyanin, choleverdin</i> ).	Obtained from bilirubin.	Blue.
Bilißavin.	Obtained from biliverdin.	Yellow.
Bilifuscin.	Obtained from bile and gall-stones.	Brown.
Biliphein ( <i>Cholophein</i> ).	Obtained from bile.	Gray.
Biliprasin.	Found in gall-stones, icteric urine, and bile.	Brownish-green.
Bilipurpurin.	Obtained from biliverdin.	Purple.
Bilirubin.	The chief pigment of the bile.	Red.
Biliverdin.	Obtained from bile, icteric urine, and gall-stones.	Green.
Bone-brown.	Roasting bones until brown throughout.	Brown.
Bonellein.	Found in certain <i>Annelids</i> ; <i>e. g.</i> , <i>Bonellia viridis</i> .	Green.
Chlorocruorin.	Found in the blood of certain invertebrates ( <i>e. g.</i> , <i>Sabella ventrilabrum</i> , <i>Siphonostoma</i> sp.).	Green.
Chlorofucin.	Found in <i>Anthea cereus</i> , <i>Bunodes ballii</i> , and <i>Sagaritia bellis</i> , and other invertebrates containing symbiotic algæ.	Yellow.
Chlorophan.	A chromophan found in certain invertebrates, and in the retinal cones of vertebrates.	Green.
Cholepyrrhin ( <i>bilepyrrhin</i> ).	Obtained from bile.	Brown.
Cholobematin.	Found in the bile of ruminants.	Red.
Chromophan.	Found in the retinal cones of certain animals, and in certain invertebrates. Cf. <i>Chlorophan</i> , <i>Rhodophan</i> , <i>Xanthophan</i> .	Red, green, yellow.
Cochineal ( <i>carmin-red, cochenille, mestica</i> ).	From the female insect— <i>Coccus cacti</i> .	Crimson.
Cyanein.	Found in certain invertebrates ( <i>e. g.</i> , <i>Rhizostoma</i> , <i>Cyanea</i> , <i>Veletta</i> ).	Blue.
Echinochrome.	A respiratory pigment of certain <i>Echinoderms</i> .	Brown.
Enterochlorophyl.	Found in the liver in many invertebrates; pancreatic or hepatic tissues.	Red to green.
Enterohematin. Synonymous with <i>hemochromogen</i> and <i>helicorubin</i> Krukenberg.	Found in the pancreas or liver of many invertebrates.	Red.
Frankfort black ( <i>German black</i> ).	Better grade of bone-black.	Black.
Helicorubin.	One of the enterohematin of invertebrates.	Red.
Hemacyanin.	Found in the blood and bile of vertebrates.	Blue.
Hemaphein.	A decomposition-product of hematin.	Brown.
Hematin.	Obtained from blood.	Bluish-black.
Hematoidin.	Found in old blood-clots, corpora lutea, hematuria, etc. Cf. <i>Bilirubin</i> and <i>Hemolutein</i> .	Red to orange.
Hematoporphyrin.	A metabolite of <i>myohematin</i> , <i>enterohematin</i> , <i>histohematin</i> and other intrinsic coloring-matters of invertebrates.	Red.
Hemerythrin.	Found in the blood of many invertebrates; <i>e. g.</i> , <i>Sipunculus balanorophus</i> , <i>Phaseolosoma elongatum</i> .	Burgundy-red.
Hemocyanin.	A proteid found in the blood of many invertebrates, worms, molluscs, crustaceans.	Blue.
Hemochromagen.	One of the enterohematin of invertebrates.	Red.
Hemoglobin.	The coloring-matter of vertebrate blood-corpuscles.	Red to purple.



CONSPECTUS OF PIGMENTS.—*Continued.*

NAME.	COMPOSITION, PREPARATION, ETC.	COLOR.
Hemolutein.	Obtained from corpora lutea. Cf. <i>Hemaloidin</i> .	Yellow.
Hemorrhodin.	An albuminoid giving color to the blood of certain invertebrates, as <i>Aplysia depilans</i> .	Rose.
Hemosiderin.	Obtained from extravasations and thrombi.	Red.
Histohematin.	Found in various tissues and organs of invertebrate animals.	Red.
Indian purple.	Precipitation of cochineal extract with copper sulphate.	Deep purple.
Ivory-black.	Calcination of ivory-dust.	Black.
Ivory-brown.	Roasting ivory until brown throughout.	Brown.
Lac-dye.	Resinous substance from lac-insect— <i>Carleria lacca</i> .	Scarlet.
Lutein.	A lipochrome found in the digestive gland of certain invertebrates ( <i>e.g.</i> , <i>Holothuria nigra</i> ).	Red.
Melanin.	Found normally in epidermal structures, and pathologically in the skin and certain tumors, also in the hematozoa of men and animals.	Black.
Murexid ( <i>purple-carmin, ammonium purpurate</i> ).	From uric acid by the action of nitric acid and ammonium hydroxid.	Purple.
Myohematin.	The true intrinsic coloring-matter of invertebrate muscle. It occurs ( <i>e.g.</i> ,) in all the <i>Pulmo-gasteropoda</i> .	Red.
Pentacrinin.	Found in certain invertebrates ( <i>e.g.</i> , <i>Pentacrinus capul medusæ</i> ).	Purple.
Phlebin.	The venous blood-pigment contained in red blood-corpuscles.	Blue.
Phœnicin.	A name sometimes given to the coloring-matter of the blood.	Red.
Phyllodoce-green.	Found by MacMunn in the worm <i>Phyllodoce viridis</i> .	Green.
Polyperrythrin.	Discovered by Moseley in various <i>Cænterolæ</i> .	Red.
Purree ( <i>euxanthin, Indian yellow</i> ).	Impure magnesium euxanthate, obtained from urine of cows fed on mango-leaves.	Bright yellow.
Rhodophan.	A chromophan found in the retina of certain animals.	Red.
Tetronerythrin.	A series of lipochrome pigments found in many invertebrates.	Red to green.
Turacin.	From the feathers of the cape lory.	Crimson.
Tyrian purple ( <i>purple of mollusca</i> ).	From the juice of the shell-fish, <i>murex</i> or <i>conchylum</i> , of the genus <i>Purpura</i> .	Crimson.
Urobilin.	Found in urine.	Red or reddish-yellow.
Urochrome.	Found in urine.	Yellow.
Uroerythrin.	Found in urine.	Red.
Urohematin.	Found in urine.	Red.
Uromelanin.	Found in urine.	Dark-red.
Urorubin.	Found in urine.	Garnet-red.

## 2. TAR COLORS.

*a. Anthracene Colors* (from anthracene,  $C_{14}H_{10}$ ).*a. The Alizarins.*

Alizarin-blue ( <i>anthracene-blue</i> ).	Heating nitro-alizarin with glycerol and sulphuric acid.	Blue.
Alizarin-blue S.	Sodium salt of alizarin-blue.	Blue.
Alizarin-brown.	Alizarin-red with potassium ferrocyanid.	Brown.
Alizarin-carmin ( <i>alizarin W.S.</i> ).	Sodium alizarin monosulphonate.	Carmin.
Alizarin-green ( <i>anthracene-green, cerulein</i> ).	Action of strong sulphuric acid on gallein.	Olive-green.

CONSPECTUS OF PIGMENTS.—*Continued.*

NAME.	COMPOSITION, PREPARATION, ETC.	COLOR.
Alizarin-orange ( <i>alizarin N</i> ).	Action of nitric acid on alizarin.	Orange-red.
Alizarin-purple.	Treating alizarin with ferrous sulphate.	Lilac.
Alizarin-red.		Flesh-color.
Alizarin-violet ( <i>anthracene-violet, gallein</i> ).	Action of phthalic anhydrid on pyrogallol.	Violet.
δ. Purpurin.	Oxidation of alizarin.	Yellowish-red.
Flavo-purpurin.	Similar to alizarin.	Yellowish-red.
<i>b. Azo-dyes.</i>		
Acid yellow ( <i>fast yellow</i> ).	Treating amidoazotoluene hydrochlorid with fuming sulphuric acid.	Olive and moss-green.
Anilin-yellow ( <i>spirit-yellow</i> ).	Heating diamidoazobenzene with anilin hydrochlorid.	Yellow.
Azarin.	Compound of naphthol-azo-dichlorphenol and ammonium acid sulphite.	Brilliant red.
Azo-blue.	Action of tetraza-ditolyl chlorid on potassium β-naphthol-sulphonate.	Dark-blue.
Benzo-purpurin.	Formed from orthotolidin and two molecules of naphthionic acid.	Scarlet.
Biebrich scarlet ( <i>Ponceau B</i> ).	Action of diazoazobenzene upon β-naphthol.	Scarlet.
Brilliant yellow.	Formed from one molecule of diamidostilbenedisulphonic acid with two molecules of phenol.	Yellow.
Buffalo ruhin.	Derived from α-naphthylamin and naphthol.	Red.
Carmin-naphtha.	Derived from α-naphthylamin and naphthol.	Carmin.
Chrysamin.	Action of tetrazodiphenyl chlorid on sodium salicylate.	Sulphur-yellow.
Chrysoidin.	Diamidoazobenzene hydrochlorid.	Bright yellow.
Chrysolin.	Sodium benzyl-fluorescein.	Yellow.
Chrysophanin.	By ethylating brilliant yellow.	Orange-yellow.
Claret-red.	Sodium α-azonaphthalene, β-naphthol disulphonate.	Red.
Congo G R.	From benzidin, amidobenzolsulphonic acid, and naphthionsulphuric acid.	Red.
Congo-red.	Sodium benzidin and naphthionate.	Red.
Crocein-scarlet.	Diazotizing amidoazobenzolmonosulphonic acid with hydrochloric acid and sodium nitrite.	Scarlet.
Double brilliant scarlet G.	From the diazo-compound of β-naphthylamin-monosulphonic acid and β-naphthol.	Scarlet.
Double scarlet S.	From the diazo-compound of β-naphthylamin-monosulphonic acid and α-naphtholmonosulphonic acid.	Scarlet.
Fast brown G.	Sodium α-naphtholdisazo, <i>p</i> -azobenzenesulphonate.	Brown.
Fast red ( <i>orseillin, rauracienne, roccellin, rubidin</i> ).	Sodium β-naphtholazonaphthalene sulphonate.	Garnet-red.
Fast red B ( <i>Bordeaux B</i> ).	Derived from α-naphthylamin and naphthol.	Red.
French red.	Mixture of claret-red and naphthol-orange.	Red.
Hessian purple N.	One molecule of diamidostilbenedisulphonic acid with two molecules of β-naphthylamin.	Purple.
Hessian purple P.	One molecule of diamidostilbenedisulphonic acid with two molecules of naphthionic acid.	Purple.
Hessian violet.	One molecule of diamidostilbenedisulphonic acid with one molecule of α-naphthylamin and one molecule of β-naphthol.	Violet.
Hessian yellow.	One molecule of diamidostilbenedisulphonic acid with two molecules of salicylic acid.	Yellow.
Metanil-yellow.	Sodium phenylamidoazobenzene- <i>m</i> -sulphonate.	Yellow.



CONSPECTUS OF PIGMENTS.—*Continued.*

NAME.	COMPOSITION, PREPARATION, ETC.	COLOR.
New coccin R ( <i>coccin</i> , <i>phenetol-red</i> ).	Derived from $\alpha$ -naphthylamin and naphthol.	Red.
Orange I ( $\alpha$ -naphthol orange, <i>chrysoin</i> , <i>resorcinol-yellow</i> , <i>tropæolin</i> 000 No. 1).	Sodium $\alpha$ -naphthol-azobenzene.	Reddish-orange.
Orange II ( $\beta$ -naphthol orange, <i>chrysin</i> , <i>gold orange</i> , <i>mandarin</i> , <i>tropæolin</i> 000 No. 2).	Sodium $\beta$ -naphthol-azobenzene.	Bright reddish-orange.
Orange III ( <i>gold orange</i> , <i>helianthin</i> , <i>methyl-orange</i> , <i>tropæolin</i> D).	Ammonium dimethyl-anilin-azobenzene sulphonate.	Fiery orange.
Orange IV ( <i>diphenylamin-orange</i> , <i>orange</i> IV, <i>tropæolin</i> oo).	Potassium phenylated acid yellow.	Orange-yellow.
Orange G.	Sodium benzene-azo- $\beta$ -naphthol- $\beta$ -disulphonate.	Bright orange.
Palatin orange.	Ammonium tetranitrodiphenol.	Orange-yellow.
Ponceau 2 R ( <i>Hylidin</i> red).	Action of hydrochlorid of diazo- <i>m</i> -xylene upon $\beta$ -naphthol-disulphonic acid.	Red.
Ponceau 3 R ( <i>Cumidin</i> red).	Action of diazo- <i>m</i> -cumene hydrochlorid upon $\beta$ -naphthol-disulphonic acid.	Red.
Soudan brown ( <i>Pigment-brown</i> ).	Derived from $\alpha$ -naphthylamin and naphthol.	Brown.
Wool-black.	Combining paratolyl- $\beta$ -naphthylamin with diazotized azobenzoldisulphonic acid.	Blue-black.

*c. Benzene Colors* (from benzene,  $C_6H_6$ ).

<i>a. Anilin or Amin colors.</i>		
Anilin-black ( <i>Collin's black</i> , <i>jetolin</i> ).	Oxidation of anilin hydrochlorid with potassium dichromate.	Black.
Nigrosin ( <i>one of the indulins</i> ).	Heating amidoazobenzene with anilin hydrochlorid.	Black.
Anilin blue.	Rosanilin heated with anilin and benzoic acid.	Blue.
Alkali blue ( <i>fast blue</i> , <i>Guernsey blue</i> , <i>Nicholson blue</i> ).	Sodium triphenylrosanilin-monosulphonate.	Bright blue.
Alkali blue D.	Sodium triphenylpararosanilin-monosulphonate.	Blue.
Bâle blue.	From nitrosodimethylanilin with ditolynaphthylendiamin.	Blue.
Bavarian blue ( <i>spirit diphenylamin blue</i> ).		Blue.
Bavarian blue D S F.	Sodium triphenylpararosanilin disulphonate.	Blue.
China blue.	Similar to soluble blue.	Blue.
Coupler's blue ( <i>acetin-blue</i> , <i>anilin-gray</i> , <i>azodiphenyl-blue</i> , <i>bengaline</i> , <i>fast blue</i> , <i>indulin-blue</i> , <i>printing blue</i> , <i>Roubaix blue</i> ).	Heating amidoazobenzene with anilin hydrochlorid.	Blue.
Ethyl-blue.	Treating spirit-blue with ethyl chlorid.	Pure blue.
Light blue.		Blue.
Marine blue.		Blue.
Methyl-blue.	Treating spirit-blue with methyl chlorid.	Blue.
Neutral blue.	From nitrosodimethylanilin with phenylnaphthylamin.	Blue.
Night-blue ( <i>Victoria blue</i> ).		Blue.
Soluble blue ( <i>Blackley blue</i> , <i>cotton blue</i> , <i>green-blue</i> , <i>liquid indigo-blue</i> , <i>navy-blue</i> ).	Heating spirit-blue with sulphuric acid and the product with oxalic acid.	Blue.
Spirit-blue ( <i>basic blue</i> , <i>gentian-blue</i> , <i>Humboldt blue</i> , <i>imperial blue</i> , <i>Lyons blue</i> , <i>opal-blue</i> , <i>Parma blue</i> , <i>rosanilin-blue</i> ).	Triphenylrosanilin and triphenylpararosanilin hydrochlorids.	Blue.
Water-blue.	Similar to soluble blue.	Blue.
Anilin-brown.		Brown.

CONSPECTUS OF PIGMENTS.—*Continued.*

NAME.	COMPOSITION, PREPARATION, ETC.	COLOR.
Phenylene-brown ( <i>Bismarck-brown</i> , <i>Cannelle-brown</i> , <i>cinnamon-brown</i> , <i>gold-brown</i> , <i>leather-brown</i> , <i>Manchester brown</i> , <i>Vesuvium</i> ).	Triamidoazobenzene hydrochlorid.	Brown.
Anilin-green.		Green.
Acid green ( <i>Guinea green</i> , <i>Helvetia green</i> , <i>light-green S F</i> ).	Sodium diethyldibenzyl diamidotriphenyl carbinol-trisulphonate.	Bright green.
Aldehyd green.	Action of aldehyd on magenta with sulphuric acid.	Green.
Alkali green.	Derived from diphenylamin.	Green.
Brilliant green ( <i>emerald green</i> , <i>new Victoria green</i> ).	Tetramethyl-diparamidotriphenylcarbinol hydrochlorid with zinc or iron chlorid.	Green.
Ethyl-green ( <i>new Victoria green</i> , <i>solid green</i> ).	Tetrethyldiparamidotriphenylcarbinol sulphonate.	Green.
Fast green.	Sodium tetramethyl dibenzyl pseudosanilin disulphonate.	Green.
Iodin-green ( <i>crystallized green</i> ).	Chlormethylhexamethylrosanilin hydrochlorid and zinc chlorid.	Green.
Light green.	Zinc chlorid and chlormethylhexamethylpararosanilin hydrochlorid.	Green.
Liquid acid green.	10-20 per cent. solution of acid green.	Green.
Malachite-green ( <i>benzol-green</i> , <i>benzaldehyd-green</i> , <i>benzoyl-green</i> , <i>bitter-almond green</i> , <i>fast green</i> , <i>solid green</i> , <i>Victoria green</i> ).	Tetramethyldiamidotriphenylcarbinol hydrochlorid. Made by the action of benzaldehyd upon dimethylanilin.	Green.
Methyl-green.	Chlormethylhexamethylpararosanilin hydrochlorid with zinc chlorid.	Green.
Metternich green.	Chlormethylhexamethylrosanilin hydrochlorid with zinc chlorid.	Green.
Night-green.	Chlormethylhexamethylrosanilin hydrochlorid with zinc chlorid.	Green.
Paris green.	Chlormethylhexamethylpararosanilin hydrochlorid with zinc chlorid.	Green.
Anilin-red.		Red.
Acid magenta ( <i>magenta S</i> , <i>rubin S</i> ).	Mixture of rosanilin monosulphonic and disulphonic acids.	Red.
Azalein.	Rosanilin nitrate.	Red.
Cerise.		Cherry color.
Fuchsin ( <i>magenta</i> , <i>new red</i> , <i>rubin</i> ).	Rosanilin hydrochlorid.	Deep red.
Magenta ( <i>harmalin</i> , <i>rosein</i> ).	Pararosanilin and rosanilin hydrochlorids.	Deep red.
Maroon.	From resinous residue after extraction of magenta.	Dark red.
Phenosafranin ( <i>saffranin B extra</i> ).		Red.
Rosanilin ( <i>anilin-red</i> , <i>Brüning's red</i> , <i>Coupler red</i> , <i>nitrobenzol-red</i> ).	A derivative of anilin.	Red.
Rosein.	Rosanilin acetate.	Red.
Saffranin ( <i>anilin-rose</i> ).	Mixture of tolosafranin and phenotolusafranin.	Red.
Anilin-violet ( <i>Tyrolin</i> ).		Violet.
Acid violet.	Sodium dimethylrosanilintrisulphonate.	Violet.
Crystal violet ( <i>violet 6 B</i> ).	Hexamethylpararosanilin hydrochlorid.	Violet.
Dahlin ( <i>Hofmann's violet</i> , <i>primula</i> ).	The ethyl and methyl derivatives of rosanilin.	Violet.
Ethyl-purple.	Hexa-ethyl-pararosanilin.	Blue violet.
Iodin-violet.		Violet.
Mauvanilin.	From residue from arsenic acid-process of making magenta.	Violet.



CONSPECTUS OF PIGMENTS.—*Continued.*

NAME.	COMPOSITION, PREPARATION, ETC.	COLOR.
Mauvein ( <i>anilin-purple, anilin-violet, indisin, mauve, Paris red, Perkins' violet</i> ).	Oxidation of anilin containing toluidin.	Purple.
Methyl-violet ( <i>Paris violet</i> ).	Pentamethylpararosanilin hydrochlorid.	Violet.
Methyl-violet 6 B ( <i>benzyl-violet</i> ).	Pentamethylbenzylpararosanilin hydrochlorid.	Violet.
Red violet.		Violet.
Rosanilin-violet ( <i>imperial violet, Parma violet, phenyl-violet, regina-purple, spiril-violet</i> ).	Monophenylrosanilin and diphenylrosanilin hydrochlorids.	Dull violet.
Violanilin.	One of the indulins.	Gray-violet.
Violet R.		Violet.
Anilin-yellow.		Yellow.
Acid yellow ( <i>fast yellow</i> ).	Sodium amidoazobenzene sulphonate.	Yellow.
Chrysanilin.	Action of steam on the residue left after extraction of rosanilin.	Yellow.
Flavanilin.	Heating acetanilid with zinc chlorid.	Yellow.
<i>b. The Auramins.</i>		
Auramin.	Tetramethyldiamidobenzophenonimid hydrochlorid.	Brilliant yellow.
Aurantia ( <i>imperial yellow</i> ).	Ammonium hexanitrodiphenylamin.	Orange-yellow.
Dimethylphenylene-green ( <i>Bindschneider's green</i> ).	Oxidizing dimethyl paraphenylene diamin with dimethylanilin.	Yellow-green.
Ethylene-blue.	Formed from nitrosodimethylanilin.	Blue.
Gallocyanin ( <i>new fast violet, solid violet</i> ).	Formed from nitrosodimethylanilin with gallic acid.	Blue-violet.
Giroflé.	Formed from nitrosodimethylanilin.	Blue.
Indophenol.	Simultaneous oxidation of a phenol and a paradiamin.	Indigo-blue.
Indophenol-blue ( <i>naphthol-blue</i> ).	Action of nitrosodimethylanilin on $\alpha$ -naphthol.	Indigo-blue.
Lauth's violet ( <i>thionin</i> ).	Oxidation of paraphenyldiamin in an acid solution containing hydrogen sulphid.	Violet.
Methylene-blue ( <i>fast blue</i> ).	Tetramethylthionin hydrochlorid with zinc chlorid.	Green-blue.
Muscarin.	A derivative of nitrosodimethylanilin.	Blue.
Neutral red.	Dimethyldiamidotoluphenazin hydrochlorid.	Red.
Neutral violet.	Dimethyldiamidophenazin hydrochlorid.	Violet.
New blue ( <i>cotton-blue R, fast blue for cotton, naphthylenene-blue</i> ).		Blue.
Nile blue.	Action of muscarin on $\alpha$ -naphthylamin.	Blue.
Phenylauramin.	Heating auramin with anilin.	Orange-yellow.
Phenylene-blue.	Oxidation of phenylenediamin with anilin.	Green-blue.
Prune.	Obtained from gallic methyl ether.	
Tolylene-blue.	Oxidation of toluylene diamin.	Blue.
<i>c. Fluorescein colors. The Eosins (ήως, morning redness).</i>		
Cyanosin.	Formed by methylating phloxin.	Blue.
Cyanosin B.	Formed by ethylating tetrabromtetrachlorfluorescein.	Blue.
Eosin.	Tetrabromfluorescein.	Red.
Eosin A extra.	Sodium tetrabromfluorescein.	Garnet-red.
Eosin B.	Sodium or ammonium tetrabromfluorescein.	Red.
Eosin-orange.	Sodium dibromfluorescein.	Orange-red.
Eosin-scarlet ( <i>daphnin, eosin B N, lute-cienne, rose des Alpes, safrosin</i> ).	Sodium, potassium, or ammonium dibromdinitrofluorescein.	Scarlet.

CONSPECTUS OF PIGMENTS.—*Continued.*

NAME.	COMPOSITION, PREPARATION, ETC.	COLOR.
Erythrosin ( <i>dianthin B, eosin bleuâtre, eosin J, iodeosin B, pyrosin B, rose Bâ-l'eau, soluble primrose</i> ).	Sodium, potassium and ammonium tetraiodofluoresceïn.	Light brick-red to brown-red.
Erythrosin G ( <i>dianthin G, iodeosin G</i> ).	Salts of di-iodofluoresceïn.	Red.
Phloxin P.	Potassium tetrabromdichlorfluoresceïn.	Red.
Phloxin T.	Formed by bromizing tetrachlorfluoresceïn.	Red.
Primrose ( <i>eosin S, ethyl eosin, rose J Bâ-l'alcool, spirit eosin</i> ).	Potassium ethyltetrabromfluoresceïn.	Bright-red.
Rose Bengale ( <i>Bengal red</i> ).	Formed by iodizing dichlorfluoresceïn.	Blue-red.
Rose Bengale B.	Formed by iodizing tetrachlorfluoresceïn.	Blue-red.
Soluble eosin.	Sodium or ammonium tetrabromfluoresceïn.	Reddish-brown.
<i>d. Resorcin colors.</i>		
Resorcin-blue ( <i>fluorescent resorcinat blue, lacmoid</i> ).	Formed by heating resorcin with sodium nitrite.	Blue.
Resorcin-brown.	Combining resorcin with a diazo-compound.	Brown.
Resorcin-violet.	Action of resorcin on tetramethyldiamidobenzophenon.	Violet.
Solid green.	Dinitroresorcin.	Green.
<i>d. Naphthalene Pigments.</i>		
Brilliant yellow.	Treating $\alpha$ -naphtholdisulphonic acid with nitric acid.	Yellow.
Martius' yellow ( <i>golden yellow, naphthalene-yellow, naphthol-yellow, Manchester yellow, saffron-yellow</i> ).	Sodium, ammonium, or calcium dinitro- $\alpha$ -naphthol.	Yellow.
Naphthalene-red ( <i>magdala-red, naphthalin-scarlet, Sudan-red</i> ).	Diamido-naphthyl naphthazonium chlorid.	Scarlet.
Naphthalene-violet ( <i>naphthameïn</i> ).	Formed by oxidizing $\alpha$ -naphthylamin.	Violet.
Naphthol-blue ( <i>indophenol, naphthol-violet</i> ).	Action of nitrosodimethylanilin on $\alpha$ -naphthol.	Indigo-blue.
Naphthol-green B.	Treating $\beta$ -naphtholmonosulphonic acid S with nitric acid.	Green.
Naphthol-yellow S ( <i>acid yellow S</i> ).	Treating $\alpha$ -naphtholtrisulphonic acid with nitric acid.	Yellow.
Phenanthrene-red.		Red.
Sungold.		Yellow.
<i>e. Phenol Pigments.</i>		
Aurin ( <i>rosolic acid</i> ).	Heating phenol with sulphuric and oxalic acids.	Orange-red.
Azulin ( <i>azurin, rosolic blue</i> ).	Heating rosolic acid with anilin.	Blue.
Corallin-red ( <i>aurin R, peonin, peony-red</i> ).	Heating aurin with ammonium hydroxid.	Red.
Corallin-yellow.	Formed from aurin.	Orange-yellow.
Flavaurin ( <i>new yellow</i> ).	Ammonium dinitrophenolparasulphonate.	Yellow.
Garnet-brown ( <i>grenate brown</i> ).	Potassium or ammonium cresylpurpurate.	Brown.
Phenol-blue.	Action of dimethyl phenylenediamin on phenol.	Green-blue.
Phenyl-brown ( <i>Havana brown, leather-brown, phenicin, rothein</i> ).	Action of sulphuric and nitric acids on phenol.	Brown.
Picric Acid.	Trinitrophenol.	Yellow.
<i>Quinolin colors.</i>		
Quinolin-blue ( <i>cyanin</i> ).	Reaction of amyl iodid, quinolin and methylquinolin.	Blue.
Quinolin-green.	Tetramethyldiamidodiphenylquinolol hydrochlorid.	Green.
Quinolin-red.	Heating benzotrichlorid with quinaldin and isoquinolin in the presence of zinc chlorid.	Red.
Quinolin-yellow.	Heating quinaldin with phthalic anhydrid and zinc chlorid.	Yellow.



CONSPECTUS OF PIGMENTS.—*Continued.*

NAME.	COMPOSITION, PREPARATION, ETC.	COLOR.
<i>Salicylic acid colors.</i> Salicyl-orange.		Orange-yellow.
Salicyl-yellow.	Monobromsalicylic acid or its sodium salt.	Yellow.
Victoria yellow ( <i>anilin-orange, saffron-substitute, Victoria orange</i> ).		Orange-yellow.
3. VEGETABLE PIGMENTS.		
Adansonia-red.	Obtained by Walz from the bark of <i>Adansonia digitata</i> , L.	Blood-red.
Æthylpurpurin.	Obtained by Schützenberger and Schiffert from purpurin.	Red.
Alder-red.	Obtained from the wood of <i>Alnus glutinosa</i> . Gaert.	Red.
Alizarin.	Discovered in 1826 by Colin and Robiquet in madder ( <i>Rubia tinctoria</i> ); named from <i>Alh-zari</i> , the Oriental commercial name for madder.	Red.
Alkanna-green.	Obtained from madder-root.	Green.
Alkanna-red ( <i>Alkanet, Anchusin, Pseudalkannin, "Acid anchusique," Pelletier</i> ).	Obtained from the roots of <i>Anchusa tinctoria</i> or <i>Alkanna tinctoria</i> of southern Europe.	Red.
Anthocyan ( <i>Flower-blue</i> ).	The coloring-matter, according to Marquart, of many blue, red, and violet flowers, the tint depending on the amount of acid present. Cf. <i>Cyanin</i> .	Blue.
Anthoxanthin ( <i>Flower-yellow</i> ).	Obtained by Marquart from yellow flowers. Cf. the <i>Xanthin</i> of Cloez, and <i>Xanthin</i> of Fremy.	Yellow.
Antwerp-brown.	Asphaltum mixed with a drying-oil.	Brown.
Archil ( <i>French purple, orchil, orchil-purple</i> ).	From <i>Rocella tinctoria</i> and <i>R. fuciformis</i> .	Violet, mauve-purple.
Arnatto ( <i>annatto, annotto, orleans</i> ).	The fruit-pulp of <i>Bixin orellana</i> , L. Employed by silk-dyers and varnish-makers; also for coloring cheese, cream, chocolate, confectionery, etc. See <i>Bixin</i> .	Yellowish-red.
Azale ( <i>pincoffin</i> ).	Crude alizarin.	Red.
Azolitmin.	From litmus.	Deep blood-red.
Bacterio-purpurin.	Obtained from the protoplasm of <i>Beggiatoa roseopersicina</i> .	Peach-color.
Barwood-red ( <i>mock Turkey red</i> ).	Wood of <i>Baphia nitida</i> .	Orange-red.
Bezette ( <i>turnesol rag</i> ).	Juice of <i>Croton tinctorium</i> .	Blue.
Bioxyalizarin.	Obtained from Alsatian madder by treatment with alcohol and benzol.	Orange-red.
Bixin ( <i>orellin, orlean-red</i> ).	Obtained from <i>Bixa orellana</i> .	Cinnabar-red.
Bladder-green ( <i>iris-green, sap-green</i> ).	From berries of <i>Rhamnus catharticus</i> .	Green.
Brasilin ( <i>brazilin</i> ).	Obtained by Chevreul and Bolley from the wood of <i>Cesalpinia sappan</i> , L.; <i>C. brasiliensis</i> , S. W.; <i>C. echinata</i> , Lam.	Golden-yellow.
Brown madder.	Lake from madder-root.	Rich brown.
Brown pink ( <i>stil de grain</i> ).	From <i>Rhamnus infectorius</i> , or from quercitrin bark.	Dark-pink.
Canarin.	Oxidation of potassium sulphocyanid with potassium chlorate in the presence of sulphuric and hydrochloric acids.	Orange-yellow.
Capsicum-red.	First obtained by Braconnot from <i>Capsicum annuum</i> , L.	Red.
Capucine madder.	Lake from madder-root.	Reddish-orange.
Carotin.	The coloring-matter of the root of the cultivated carrot, <i>Daucus carota</i> , discovered, in 1832, by Wackenroder.	Deep-red to golden-red.
Carthamin ( <i>rouge végétal, safflower-carmin</i> ).	Obtained from saffron ( <i>Carthamus tinctorius</i> ), L.	Dark brownish-red to yellowish-red and purple, according to mordant.
Catechu ( <i>cashoo</i> ).	Extract from <i>Acacia catechu</i> .	Brown.

CONSPECTUS OF PIGMENTS.—*Continued.*

NAME.	COMPOSITION, PREPARATION, ETC.	COLOR.
Cerulein ( <i>azulene</i> ).	A vegetable principle.	Blue.
Chelidoxanthin.	Obtained by Probst from <i>Chelidonium majus</i> , L.	Yellow.
Chemic black.	Gall-nuts with ferric nitrate and pyroligneous acid.	Black.
Chica-red ( <i>carajura</i> , <i>chico-red</i> ).	Leaves of <i>Bignonia chica</i> .	Orange-red.
Chinese green ( <i>laokao</i> ).	From <i>Rhamnus chlorophorus</i> and <i>R. utilis</i> .	Green.
Chlorogenin.	Obtained from madder-root by Schunck.	Green.
Chlorophyl ( <i>Leaf-green</i> ).	From the leaves or other green parts of plants, and certain invertebrates. A complex coloring-matter composed of varying mixtures of <i>phyllocyanin</i> , and <i>phyloxanthin</i> . Cf. <i>phycocyanthin</i> , <i>phycophæin</i> .	Green.
Chlorrubiadin.	Obtained by Schunck from madder-root.	Yellow.
Chlorrubian.	Obtained by Schunck from madder-root.	Yellow.
Chrome-black.	Produced by mordanting with potassium dichromate and dyeing with logwood.	Black.
Chrysophan.	Obtained from the roots of rhubarb ( <i>Rheum palmatum</i> ).	Gold or sulphur-yellow.
Chrysophanic acid.	Discovered by Schrader (1819); found in the lichens, <i>Parmelia parietina</i> , <i>Parmelia caparata</i> , <i>Squamaria elegans</i> , and <i>Cassia bijuga</i> , <i>Andira araroba</i> , (Goa powder), <i>Rheum palmatum</i> .	Yellow.
Chrysorhamnin.	Obtained from the fruit of <i>Rhamnus amygdalensis</i> , <i>R. infectorius</i> , and <i>R. saxatilis</i> .	Golden yellow.
Cinchona-red ( <i>Chinaroth</i> , <i>rosso di China</i> , <i>cinchofultic acid</i> ).	A phlobophene discovered by Reuss (1812) in cinchona bark.	Red.
Cissotannic-acid.	Obtained by Wittstein from reddened autumn leaves and from strawberries.	Brown-red or red-brown.
Colorin.	Dry alcoholic extract of garancin.	Red.
Common black.	From logwood, sumac, and fustic, by adding a mixture of green and blue vitriol.	Black.
Cork black.	Burning cork in closed vessels.	Black.
Crocin ( <i>Polycroït</i> ).	Obtained from <i>Crocus sativus</i> , <i>Gardenia grandifolia</i> , and <i>Fabiana imbricata</i> .	Yellow.
Cudbear.	From <i>Lecanora tartarea</i> and other lichens.	Purple or violet.
Curcumin ( <i>Curcuma-yellow</i> , <i>Turmeric</i> ).	Obtained from the roots of <i>Curcuma longa</i> , and other species; cultivated throughout Eastern tropics; used in cookery, and for test-paper.	Yellow.
Cyanin ( <i>Flower-blue</i> ).	Found by Frey and Cloez in blue flowers, e.g., corn-flower, violets, etc. This appears to be a pure form of the <i>anthocyan</i> of Marquart. The scarlet-red of some flowers appear to be a mixture of <i>cy-anin</i> and <i>xanthin</i> .	Blue.
Dragon's blood.	Resin from <i>Dracæna draco</i> .	Red.
Dutch-pink.	From <i>Reseda luteola</i> . See <i>Luteolin</i> .	Pink.
Dyer's broom.	From <i>Genista tinctoria</i> .	Yellow.
Erythrin.	Obtained from <i>Roccella fuciformis</i> .	Red.
Erythrophyll ( <i>Leaf-red</i> ).	Obtained by Berzelius from reddened autumn leaves (e.g., cherry, currant).	Red.
Etiolin.	The yellow pigment of etiolated leaves. Cf. <i>xanthophyl</i> , <i>phyloxanthin</i> .	Yellow.
Filix-red.	Obtained from the rhizomes of <i>Aspidium filix mas</i> .	Dark brick-red.
Florence lake ( <i>Florentine lake</i> ).	Lake from logwood.	Deep brown-red.
Floridæ-green.	That portion of the compound pigment ( <i>Rhodophyl</i> ) of the <i>red algæ</i> which is soluble in alcohol.	Green.
Fucoxanthin.	Sorby's name for the principal coloring-matter of the olive-green sea-weeds ( <i>Fucacæ</i> and <i>Laminarascæ</i> ).	Amber.
Fustin ( <i>fisetin</i> ).	Obtained from the root of <i>Rhus cotinus</i> .	Yellow.



CONSPECTUS OF PIGMENTS.—*Continued.*

NAME.	COMPOSITION, PREPARATION, ETC.	COLOR.
Galloflavin.	Oxidation of gallic acid in alkaline solution.	Yellow.
Gambier ( <i>gambir, pale catechu, terra japonica</i> ).	Extract from leaves of <i>Uncaria gambier</i> .	Yellowish-brown.
Gamboge.	Gum-resin from <i>Garcinia hanburyi</i> .	Brownish-yellow.
Garanceux.	From the waste madder of the dye-houses.	Red, deep-brown, lilac, black.
Garancin.	Action of conc. sulphuric acid on pulv. madder.	Red.
Gas-black ( <i>hydrocarbon-black</i> ).	Burning natural gas against a revolving iron cylinder.	Black.
Glaucotin.	Obtained by Probst from the flowers of <i>Glaucium luteum</i> , Scop.	Yellow.
Guaiac-yellow.	Obtained by Pelletier and Hadelich from the resin of <i>Guaiacum officinale</i> , L.	Yellow.
Harmal-red ( <i>Harmalin</i> ).	Obtained by Göbel as an oxidation-product of harmalin from <i>Ruta graveolens</i> , and other species of <i>Rutaceæ</i> .	Red.
Hematein.	Obtained from hematoxylin by the action of ammonia.	Black-violet.
Hematoxylin.	From logwood, <i>Hæmatoxylon campechianum</i> .	Red, blue, purple.
Hooker's green.	Mixture of Prussian blue and gamboge.	Green.
Ilixanthin.	Obtained by Moldenhauer from <i>Ilex aquifolium</i> .	Yellow.
Indigo ( <i>Indian blue</i> ).	From leguminous plants of the genus <i>Indigofera</i> .	Blue.
Indigo-brown.	Mixture of Indihumin and indiretin.	Brown.
Indigo-carmin.	Sodium salt of indigo-extract.	Blue-red.
Indigo-extract ( <i>disulphonic acid, indigotin</i> ).	Solution of indigo in strong sulphuric acid.	Blue.
Indigo-red ( <i>indigo-purple, indirubin</i> ).	Decomposition of Indican by oxalic or tartaric acid.	Reddish-purple.
Indigotin ( <i>Indigo-blue, liquid blue, Saxony blue, oat-blue</i> ).	A pigment known to the ancients, and obtained from many plants, <i>Indigofera tinctoria</i> , L.; <i>Indigofera anil</i> , L.; <i>Indigofera argentea</i> , L.; <i>Indigofera disperma</i> , L.; <i>Isatis tinctoria</i> , <i>Isatis lusitanica</i> (see <i>Woad</i> ), <i>Nerium tinctorium</i> , or <i>Wrightia tinctoria</i> , <i>Polygonum tinctorium</i> , <i>Polygonum fagopyrum</i> , <i>Polygonum chinense</i> , <i>Marsdenia tinctoria</i> , <i>Asclepias tingens</i> , <i>Galega tinctoria</i> , <i>Mercurialis perennis</i> , <i>Melampyrum arvense</i> , <i>Melampyrum cristatum</i> , <i>Polygala bracteolata</i> , <i>Croton tinctorium</i> , <i>Croton verbascofolium</i> , <i>Phytolacca decandra</i> , <i>Phytolacca mexicana</i> , <i>Monotropa hypopitys</i> , <i>Tephrosia apollinea</i> , <i>T. toxicaria</i> , <i>Randia aculeata</i> , <i>Amorpha fruticosa</i> ; also found in animal fluids, urine, sweat, milk, pus. This pigment is not a direct product of the plant-juices or animal fluids, but a decomposition-product, the result of the action of bacteria upon indican or other glucosids. Cf. <i>Bacillus indigoferus</i> , Classen, and <i>Bacillus indigogenus</i> , Alvarez, under <i>Bacteria</i> , <i>Synonymatic Table of</i> .	Blue.
Indigo-white ( <i>indigogen</i> ).	Action of reducing agents on commercial indigo.	Blue.
Isatrin-yellow.	Action of phenylhydrazinparasulphonic acid on dioxi-tartaric acid.	Yellow.
Japan black ( <i>asphaltum, Brunswick black, Japan lacquer</i> ).	Cooking asphaltum with linseed-oil and adding turpentine.	Black.
Kyanophyl.	Wiesner's name for nearly pure chlorophyll freed from its yellow pigment, <i>xanthophyl</i> . Cf. <i>Phyllocyanin</i> .	Blue-green.
Lamp-black ( <i>soot</i> ).	Imperfect combustion of resin, oils, gas, tar, etc.	Black.
Ligulin.	Obtained by Nicklès and Reinsch from the berries of <i>Ligustrum vulgare</i> . Cf. <i>Æpholin</i> .	Carmin-red.
Lithospermum-red.	First obtained by Ludwig and Kromayer from the bark of the root of <i>Lithospermum arvense</i> .	Red.
Litmus.	From <i>Rocella tinctoria</i> , and other lichens.	Blue.
Logwood-black.	Mordanting with iron salts and dyeing with logwood.	Black.

CONSPECTUS OF PIGMENTS.—*Continued.*

NAME.	COMPOSITION, PREPARATION, ETC.	COLOR.
Lutein ( <i>Egg-yellow</i> ).	A red lipochrome obtained by Thudicum from many kinds of yellow flowers, seeds, the flesh of berries, and the yellow bodies in the ovaries of mammals, egg-yolks, and other animal substances.	Yellow.
Luteolin.	Discovered by Chevreul in 1830. The yellow coloring-matter of <i>Reseda luteola</i> , L. (Ash of Jerusalem, Dyers' Rocket, Dyers' Weed, Dyers' Yellow-weed, Goud, Green-weed, Italian Rocket, Weld, Woad, Wolds, Woulds, Woold, Yellow Rocket, Yellow Weed, Yellows); chiefly used for paper-hangings. The color called Dutch pink is also obtained from it.	Green, yellow, or blue, according to the mordants employed.
Madder ( <i>Adrianople red, madder-red, Turkey red</i> ).	From the roots of <i>Rubia tinctorum</i> .	Red.
Madder-brown.	From catechu worked with madder-colors.	Brown.
Madder-carmin.	Lake from madder-root with an aluminum base.	Carmin.
Madder-orange.	Lake from madder-root.	Orange.
Madder-purple ( <i>Field's purple, purple rubiate</i> ).	Lake from madder-root.	Deep-purple.
Madder-yellow.	Lake from madder-root.	Bright yellow.
Marennin.	The green coloring-principle absorbed by oysters from diatoms ( <i>Navicula ostrearia</i> ) in "greening." Cf. <i>Diatomin</i> .	Green.
Morin.	From the Heart-wood of mulberry ( <i>Morus tinctoria</i> ).	Yellow.
Morindin.	Discovered by Anderson, in 1849, in the bark of the root of <i>Morinda citrifolia</i> .	Sulphur-yellow to red, according to mordant.
Munjistin ( <i>Indian madder, mungeet, munjeet</i> ).	Obtained from the East India madder ( <i>Rubia munjistia</i> , or <i>Rubia cordifolia</i> ).	Golden-yellow to red, according to mordant.
Nemours blue.	Dyeing with sandal-wood and afterward with indigo.	Blue.
Nitropurplein.	Obtained by Stenhouse from <i>Purpurein</i> by the action of nitric acid.	Scarlet.
Œnolin ( <i>œnolinic acid, Berry-blue, Berry-red</i> ).	Obtained by Mulder and Glénard from grapes, whortleberries, bilberries, blackberries, mulberries, elderberries, etc. Cf. <i>Ligulin</i> .	Blue-black, violet-red to red-brown.
Orcin ( <i>orcinol</i> ).	From orchella weed and other lichens.	Blood-red.
Orellin.	From <i>Bixa orellana</i> , L. See <i>Bixin</i> .	Red.
Orlean-red.	Obtained from <i>Bixa orellana</i> . See <i>Bixin</i> .	Red.
Oxyrubian.	Obtained by Schunck from madder-root.	Brown.
Peach-black.	Calcination of peach-stones.	Black.
Pheophyl ( <i>Phæophyl</i> ).	The compound pigment of the <i>Fucaceæ</i> and <i>Phæosporeæ</i> . Cf. <i>Phycophæin</i> and <i>Phycoxanthin</i> .	Olive or brown.
Phlobaphene ( <i>Bark-pigment</i> ).	Obtained from the bark of various trees and shrubs, by Stahelin, Hofstetter, Hesse, Hlasiwetz, Grabowski, etc.	Brown-red.
Phycochrome.	A complex pigment of the <i>Cyanophyceæ</i> , or <i>Phycochromaceæ</i> . Cf. <i>Phycocyanin</i> .	Blue-green.
Phycocyanin.	Obtained from various phycochromaceous algæ and from certain invertebrates ( <i>Chaetopterus</i> ). Cf. <i>Scytoneimin</i> .	Blue in transmitted light, blood-red in reflected light.
Phycocerythrin.	That portion of the compound pigment ( <i>Rhodophyl</i> ) of the red <i>Algæ</i> which is soluble in water. Cf. <i>Florideæ-green</i> .	Red.
Phycohematin.	Obtained from the sea-weed <i>Rhytiplæa tinctoria</i> .	Blood-red.
Phycopheïn.	Obtained from the <i>Fucaceæ</i> and <i>Phæosporeæ</i> . Schutt confines the name to that part of pheophyl which is soluble in water.	Reddish-brown.
Phycoxanthin.	That portion of the pheophyl of the <i>Fucaceæ</i> and <i>Phæosporeæ</i> which is soluble in alcohol.	Yellow.
Phyllerythrin.	A general term for the red pigment of leaves.	Red.



CONSPECTUS OF PIGMENTS.—*Continued.*

NAME.	COMPOSITION, PREPARATION, ETC.	COLOR.
Phyllocyanin ( <i>Cyanophyt.</i> ).	The acid constituent of chlorophyl. Cf. <i>Phylloxanthin</i> .	Blue or greenish-blue.
Phylloxanthin ( <i>Xanthophyt.</i> ).	One of the constituents of <i>Chlorophyt.</i> Cf. <i>Phyllocyanin</i> .	Yellow.
Phymatorhusin.	From metastatic deposits in the skin.	
Phyterythrin.	Same as <i>Erythrophyt.</i>	Red.
Pink madder.	Lake from madder-root.	Pink.
Pittacal.	From beechwood tar.	Blue.
Pseudopurpurin.	Obtained from Alsatian madder by treatment with alcohol and benzol.	Red.
Puccoon.	The Indian term for the dye obtained from various North American herbs, e.g., <i>Lithospermum hirtum</i> , <i>Lithospermum canescens</i> , <i>Sanguinaria canadensis</i> , etc.	Red to yellow.
Purple-madder.	Lake from madder-root.	Purple.
Purpurein.	From <i>Purpurin</i> by the action of ammonium hydroxid.	Carmin-red.
Purpurin ( <i>Oxylizarin</i> , <i>Madder purple</i> , <i>Field's purple</i> , <i>Purple rubiate</i> ).	Obtained by the action of yeast on Alsatian or Avignon madder.	Cherry-red to purple, according to mordant.
Quercetin ( <i>Meletin</i> ).	Obtained from the heart-wood of <i>Rhus cotinus</i> , the berries of <i>Hippophae rhamnoides</i> , the green parts of <i>Calluna vulgaris</i> , the flowers of <i>Cornus mascula</i> , horsechestnut leaves and flowers, etc.	Citron-yellow.
Quercitrin.	Discovered by Chevreul and Brandt. It occurs in the bark of the black-oak ( <i>Quercus tinctoria</i> , Mich.), as well as other species of oak, also in tea-leaves, and as quercetrin in the leaves, flowers, and cotyledons of the horsechestnut.	Sulphur-yellow to chrome-yellow.
Quinora-red.	Obtained from cinchona bark by Pelletier and Caven-ton (1820).	Red.
Rhodophyl.	The compound pigment of the red <i>Algæ</i> . Cf. <i>Phycerythrin</i> and <i>Florideæ-green</i> .	Carmin-red in transmitted light, green or reddish-yellow in reflected light.
Rhodospermin.	The red coloring-matter of the <i>Florideæ</i> , obtained by Rosanoff, Cramer, Askenasy, Sorby, and others. Cf. <i>Phycerythrin</i> .	Red.
Rose-lake.	From logwood.	Deep brown-red.
Rose-madder.	Lake from madder-root.	Rose.
Rottlera-red.	Obtained from the dust-like hairs of the capsules of <i>Rottlera tinctoria</i> , Pixby, and used in India as a dye for silk.	Red, orange, or, by special process, scarlet.
Ruben's madder.	Lake from madder-root.	Brown.
Ruberythrinic acid.	An acid glucosid, isolated by Rochleder, in 1851, from the madder <i>Rubia tinctoria</i> , L., of which it appears to be the primary chromogen.	Brick-red, cherry-red.
Rubiadinic acid.	Obtained from <i>Rubiafin</i> by Schunck.	Citron-yellow.
Rubiadin.	Obtained by Schunck from madder-root.	Golden-yellow.
Rubiadipin.	Obtained from madder-root by Schunck.	Yellowish-brown; it yields a blood-red color with alkalies.
Rubiafin.	Obtained from madder-root by Schunck.	Yellow.
Rubiagin.	Obtained by Schunck from madder-root.	Citron-yellow.
Rubian.	Obtained by Schunck from madder-root ( <i>Rubia tinctoria</i> ).	Dark-yellow; it yields with an alum mordant a bright orange, with iron a clear brown.
Rubianic acid.	Obtained by Schunck from <i>Rubian</i> , and held by him to be identical with Rochleder's <i>Ruberythrinic acid</i> .	Citron-yellow.
Rubianin.	Obtained by Schunck from madder-root.	Bright-yellow.
Rubidehydran and Rubihydran.	Obtained by Schunck from madder-root.	Dark-yellow.

CONSPECTUS OF PIGMENTS.—*Continued.*

NAME.	COMPOSITION, PREPARATION, ETC	COLOR
Rubiretin.	Obtained by Schunck by treating <i>Rubian</i> , <i>Rubidehydran</i> , and <i>Rubihydran</i> with dilute acids and alkalis, or by the action of <i>erythrozym</i> on <i>rubian</i> .	Dark reddish-brown.
Saffron-yellow.	Obtained from saffron ( <i>Carthamus tinctorius</i> , L.), by lead acetate and ammonium hydroxid.	Brown-yellow.
Santalin.	From hard red-woods— <i>Bar-wood</i> , <i>Caltiatura wood</i> , <i>Cam-wood</i> , <i>Santat-wood</i> .	Red.
Sawwort.	From foliage of <i>Serratula tinctoria</i> .	Yellow.
Sedan black.	Ferrous sulphate on wood, logwood, and sumac.	Intense black.
Spanish black.	Burnt cork.	Black.
Spiræin ( <i>Spiræa yellow</i> ).	Obtained by Löwig and Weidmann from <i>Spiræa utmaria</i> , L.	Yellow.
Spirit-brown.	Dyeing with quercitrin and then with peachwood, logwood, and alum.	Brown.
Styrogallol.	By the union of cinnamic and gallic acids.	Pale green.
Tallochlor.	Obtained from thistle-heads, artichokes, and flower-buds, by Verdeil, and from various lichens by Schnedermann and Knop.	Green.
Tartrazin.	Action of phenylhydrazinparasulphonic acid on dioxitartaric acid.	Yellow.
Thujetin.	Obtained from <i>Thujin</i> ; perhaps identical with <i>Quercetin</i> .	Yellow.
Thujin.	Obtained from the green portions of the common Arbor vitæ ( <i>Thuja occidentalis</i> ).	Citron-yellow.
Vandyke-brown ( <i>Casset-brown</i> ).	Species of peat or lignite.	Reddish-brown.
Verantin.	Obtained by Schunck from madder-root ( <i>Rubia tinctoria</i> ).	Reddish-brown.
Woad.	Leaves of <i>Isatis tinctoria</i> . Cf. <i>Luteolin</i> .	Blue.
Wongshy.	From seed-pods of <i>Gardenia florida</i> .	Yellow.
Xanthëin (Fremy), Xanthin (Cloeze) ( <i>Flowery-yellow</i> ).	Obtained by Fremy and Cloeze from yellow flowers (e. g., sunflowers and yellow dahlias). Cf. <i>Anthoxanthin</i> .	Yellow.
Xanthin.	Obtained by Higgin and Kuhlmann from madder-root. Schunck holds this to be an impure <i>Rubian</i> , and Rochleder an impure <i>Ruberythrinic acid</i> .	Yellow.
Xanthophyl ( <i>Leaf-yellow</i> ).	Obtained by Berzelius from yellow autumn leaves, and other parts of plants. Krauss uses it as synonymous with <i>Phytloxanthin</i> .	Yellow.
Xanthorhamnin.	Fruit of <i>Rhamnus amygdalinus</i> , <i>R. infectorius</i> , and <i>R. saxatilis</i> .	Olive-yellow.
Xanthotannic acid.	Obtained by Ferrein from the reddened autumn leaves of the elm.	Yellow.
Xylochloric acid ( <i>Wood-green</i> ).	Isolated from old wood by Bley, Jr.	Green.
Yellow carmin.	Lake from Persian berries or quercitrin bark.	Yellow.

**Pile** (*pīl*) [*pīlus*, hair]. The hair, or hairs collectively, of any part of the integument; a hemorrhoid; a battery. **P.**, **Matteucci's Muscular**, a voltaic battery or pile, the elements of which are formed of longitudinal and transverse sections of muscle connected alternately.

**Pileate** (*pīl'-e-āt*) [*pīleus*, a cap]. In biology, having a pileus, or cap, as certain fungi.

**Pileiform** (*pīl'-e-if-orm*) [*pīleus*, a cap; *forma*, form]. In biology, pileate; having the form of a pileus.

**Pileolus** (*pīl'-e-l'-o-lus*) [*dim.* of *pīleus*, a cap: *pl.*, *Pileoli*]. In biology, a little pileus.

**Pileorhiza** (*pīl'-e-or-i'-zah*) [*pīleus*, a cap; *ῥίζα*, a root].

In biology, the root-cap.

**Pileous** (*pīl'-e-us*) [*pīlus*, hair]. Pertaining to hair.

**Piles** (*pīlz*). See *Hemorrhoids*.

**Pileum** (*pīl'-e-um*) [*pīleum*, a cap: *pl.*, *Pilea*]. In biology, the cap or whole top of the head of a bird, from bill to nape, including the forehead, vertex, and occiput.

**Pileus** (*pīl'-e-us*) [*pīlus* also *pīleum*, a cap: *pl.*, *Pilei*]. In biology, a term first introduced by Rondelet (1554) to designate the disc of the *Medusa*, for which many writers have substituted the name *umbrella* or *disc*. It



is also applied to the cap-like or umbrella-like summit of the stipe of many fungi. The hymenium-bearing portion is the same as *cap*. **P. hippocraticus**, the capeline bandage.

**Pilewort** (*pil'wort*). See *Ficary*.

**Pili** (*pi'-li*) [*pilus*, a hair]. Hairs. **P.**, Congenital, hair existing at birth. **P.**, Post-genital, that appearing some time after birth.

**Piliation** (*pil-e-a'-shun*) [*pilus*, hair]. The formation and production of hair.

**Pilidium** (*pil-id'-e-um*) [*πῑλίδιον*, a little hat or cap]. In biology: (1) A free-swimming, helmet-shaped larva, occurring among the *Nemertina*. It holds a position intermediate between the young *Turbellarian* larva of the *Polyclada* (cf. *Müller's Larva*) and the typical *Trochophoran Larva*. (2) A hemispheric apothecium in certain lichens.

**Piliferous** (*pi-lif'-er-us*) [*pilus*, a hair; *ferre*, to bear]. In biology, bearing a slender bristle or hair, or beset with hairs. **P.** Cyst, a dermoid cyst.

**Piliform** (*pi'-lif-orm*) [*pilus*, hair; *forma*, a form]. Having the form or appearance of hair; filiform.

**Piligerous** (*pi-lif'-er-us*) [*pilus*, hair; *gerere*, to carry]. Piliferous; covered with hair.

**Pilimiction** (*pi-lim-ik'-shun*) [*pilus*, hair; *mingere*, to urinate]. The passing of urine containing hair-like filaments.

**Pill** (*pil*) [ME., *pille*, pill]. See *Pilula*. **P.**, Blair's, an empiric English preparation containing colchicum and used in the treatment of gout. **P.**, Blaud's. See *Blaud*. **P.**, Blue. See *Hydrargyrum*. **P.**-box, a box for holding pills. **P.**-coater, a machine for coating pills with sugar, gelatin, or other material. **P.**, Compound Cathartic. See *Colocynth*. **P.**, Compressed, a pill made by compressing the powdered substance into proper shape by means of a powerful press, without the use of an excipient. **P.**, Dupuytren's, a pill containing extract of opium, bichlorid of mercury, and extract of guaiac. **P.**, Friable, a pill that crumbles into powder on slight pressure. **P.**, Griffith's. See *Ferrum*. **P.**-mass, a cohesive mass into which the ingredients of the pills are worked. **P.**-tile, a metallic plate with semi-cylindric grooves on its upper surface. It is used in the manufacture of pills.

**Pillar** (*pil'-ar*) [*pila*, a pillar]. In biology, a columnar structure, a columella, modiola, crus, peduncle. **P.** of the Abdominal Ring, one of the columns on either side of the abdominal ring. **P.**, Anterior, of the Fauces, the fold on each side of the uvula formed by the projection of the palatoglossus muscle covered by mucosa. **P.**, Anterior, of the Fornix, the band of white matter on either side that passes from the anterior extremity of the fornix to the base of the brain, forming part of the corpus albicans, and that curves upward into the optic thalamus of the corresponding side. **P.** of Corti, one of the rods of Corti, two greatly modified epithelial cells in the organ of Corti; they are slender, slightly S-shaped, longitudinally striated bodies, consisting of a denser substance—the pillar proper—and a thin, imperfect protoplasmic envelop. **P.** of the External Abdominal Ring, one of the two columns or pillars forming the free borders of the aponeurosis at the site of the external abdominal ring. The external pillar is formed by that portion of Poupart's ligament which is inserted into the spine of the pubis. The internal, or superior pillar is a broad, thin, flat band, which interlaces with its fellow on the opposite side in front of the symphysis pubis. **P.**, External, of the Diaphragm. See *Crus of the Diaphragm*. **P.** of the Fauces, one of the folds of mucous membrane on either side of the fauces. **P.**, Flexible, a jointed pillar for inclining the

body of the microscope. **P.**, Internal, of the Abdominal Ring. See *P.* of the External Abdominal Ring. **P.**, Muscular. See *Muscle-column*. **P.**, Posterior, of the Fauces, a fold at each side of the uvula formed by the palato-pharyngeus muscle, covered by mucosa. **P.**, Posterior, of the Fornix, one of the two bands which pass from the posterior extremities of the fornix downward into the descending horn of the lateral ventricle. **P.**, Superior, of the Abdominal Ring. Synonym of *P.*, Internal, of the Abdominal Ring.

**Pillicoshy** (*pil'-ik-o-she*). A vulgar corruption of *pilula cochia*, cochia pills (see *Cochia*); hence, powder of aloes and canella, or hiera picra.

**Pillicausia** (*pil-e-o-kaw'-se-ah*). See *Pillicoshy*.

**Pilocarpidin** (*pi-lo-kar'-pid-in*) [*πῑλος*, a cap; καρπός, fruit],  $C_{10}H_{10}N_2O_{20}$ . A syrupy, alkaline basic substance, obtained from jaborandi leaves; it is weaker in its action than pilocarpin.

**Pilocarpin** (*pi-lo-kar'-pin*). See *Pilocarpus*.

**Pilocarpus** (*pi-lo-kar'-pus*) [*πῑλος*, a cap; καρπός, fruit]. Jaborandi. The young leaves of *P. selleanus*, *P. pennatifolius*, and *Piper jaborandi*, containing a volatile oil and 2 alkaloids, jaborin and pilocarpin. Jaborin is similar to atropin in action, and antagonistic to pilocarpin, but it is present in the leaves in only small amounts. Pilocarpin stimulates the peripheral ends of the secreting nerves going to glands, perhaps also the centers. It thus causes an increased flow of saliva, marked sweating, secretion of tears, of mucus from the nose and the bronchi, of the gastric and intestinal juices. It also stimulates involuntary muscle; on the vagus it acts as a stimulant, causing slowing of the pulse; in large doses it paralyzes the vagus. Vomiting is produced by jaborandi and sometimes by pilocarpin alone. Pilocarpin causes contraction of the pupil. Its action is antagonized very completely by atropin. Therapeutically, pilocarpin is used chiefly in renal dropsy to produce sweating, also in uremia, for the same purpose. It probably causes an elimination of urea, and other waste-products, both in the sweat and in the saliva. As a diaphoretic it is also employed in coryza and bronchitis. It has been used most successfully in erysipelas. **Pilocarpus**, Ext., Fld., dose  $m\bar{v}-\bar{z}j$ . **J.**, Ext. (B. P.) Dose gr.  $ijj-x$ . **J.**, Infus. (B. P.) Dose  $\bar{z}j-ij$ . **J.**, Tinct. (B. P.) Dose  $\bar{z} \frac{1}{4}-\frac{1}{2}$ . **Pilocarpinæ hydrochloras**, the alkaloid. Dose gr.  $\frac{1}{8}-\frac{1}{2}$ . **P. nitras**. Dose hypodermatically gr.  $\frac{1}{16}-\frac{1}{4}$ . **Injectio P. nitrat. hypodermica**; 1 grain in 20 minims. Dose  $mij-vj$ .

**Pilocystic** (*pi-lo-sis'-tik*) [*pilus*, hair; κύστις, a sac]. A term applied to encysted tumors containing hair and fatty matters, e. g., some dermoid cysts.

**Pilo-motor** (*pi-lo-mo'-tor*) [*pilus*, hair; *movere*, to move]. Causing movement of the hair. **P. Nerves**, nerves causing contraction of the erectors pilorum, as in horripilation of animals.

**Pilonidal** (*pi-lo-ni'-dal*) [*pilus*, hair; nidus, nest]. Containing an accumulation of hairs in a cyst. **P.** Fistula, a fistula in the neighborhood of the rectum depending upon the presence of a tuft of hair in the tissues. It is also known as *Coccygeal Fistula*.

**Pilose**, **Pilous** (*pi'-loz*, *pi'-lus*) [*pilosus*, hairy]. In biology, covered with long, straight, soft hairs; hairy; hirsute.

**Pilososis** (*pi-lo'-sis*) [*pilus*, hair]. The development, and especially the abnormal or excessive development, of hairs.

**Pilosity** (*pi-lo'-sit-e*) [*pilus*, a hair]. The state of being pilose.

**Pilous** (*pi'-lus*). See *Pilose*.

**Pilula** (*pil'-u-lah*) [L.: *pl.*, *Pilulæ*]. A pill. In

pharmacy, a spheric mass containing a prescribed medicinal substance with the excipient necessary to make it cohesive. The excipient may be soap and water, a gum, or one of the various syrups. There are 15 official *pilulae*. See names, constituents, etc., under principal ingredient.

**Pilular** (*pil'-u-lar*) [*pilula*, dim. of *pila*, ball]. Of the nature or form of a pill.

**Pilule** (*pil'-ul*) [*pilula*, a small pill]. A small pill, pellet, or parvule.

**Pilulous** (*pil'-u-lus*). Same as *Pilular*.

**Pilum** (*pi'-lum*) [L.]. In pharmacy, a pestle.

**Pilus** (*pi'-lus*) [*pilus*, a hair: *pl.*, *Pili*]. In biology, a fine, slender, hair-like body. *Pili gossypii*, cotton staple. *Pili tactiles*, tactile hairs.

**Pimeladen** (*pim-el'-ad-en*) [*πυμελή*, fat; *ἀδην*, gland: *pl.*, *Pimeladenes*]. Any sebaceous gland.

**Pimelechyosis** (*pim-el-ek'-kis-is*) [*πυμελή*, fat; *ἐκχυσις*, a pouring out]. An excessive discharge of fat or of sebaceous matter.

**Pimelic Acid** (*pim-el'-ik*). See *Acid*.

**Pimelitis** (*pim-el-i'-tis*) [*πυμελή*, fat; *ιτις*, inflammation]. Inflammation of any adipose tissue; also, of connective tissue in general.

**Pimeloma** (*pim-el-o'-mah*) [*πυμελή*, fat; *ῥμα*, tumor: *pl.*, *Pimelomata*]. A fatty tumor; lipoma.

**Pimelopterygium** (*pim'-el-o-ter-i-j'-e-un*) [*πυμελή*, fat; *περίγχιον*, a small wing]. A fatty outgrowth on the conjunctiva.

**Pimelorrhea** (*pim-el-or-el'-ah*) [*πυμελή*, fat; *ῥοία*, a flow]. An excessive fatty discharge. Fecal discharge of undigested fat.

**Pimelorthopnea** (*pim-el-or-thop-ne'-ah*) [*πυμελή*, fat; *ὀρθόπνοια*, orthopnea]. Orthopnea due to obesity.

**Pimelosis** (*pim-el-o'-sis*) [*πυμελή*, fat; *νόσος*, disease]. Conversion into fat. The fatty degeneration of any tissue; obesity, or corpulence.

**Pimelotic** (*pim-el-o'-ik*) [*πυμελή*, fat]. Affected with pimelosis.

**Pimeluria** (*pim-el-u'-re-ah*) [*πυμελή*, fat; *οὔρον*, urine]. The excretion of fat in the urine; lipuria.

**Pimenta** (*pi-men'-tah*) [Sp., *pimiento*, the pepper-plant: *gen.*, *Pimenta*]. Allspice. The immature fruit of *Pimenta officinalis*. It contains an aromatic, pungent, volatile oil that is much used as a flavor and condiment. It is useful in flatulence and to prevent the griping of purgatives. Dose gr. x-xl. **P.**, **Aqua** (B. P.) Dose ʒ ss-ij. **P.**, **Oleum** (B. P.) Dose mj-iv.

**Pimento** (*pi-men'-to*). Synonym of *Pimenta*.

**Pimpernel** (*pim'-per-nel*) [ME., *pympyrnel*, pimpernel]. See *Anagallis arvensis*.

**Pimpinella** (*pim-pin-el'-ah*) [Fr., *pimpernel*]. A genus of umbelliferous plants, the pimpernels.

**Pimple** (*pim'-pl*) [AS., *pipel*, a pimple]. A small pustule or papule. See *Papule* and *Pustule*. **P.**, **Maggot**, a popular term for *Comedo*. **P. Mite**. See *Demodex folliculorum*, under *Parasites (Animal)*, *Table of*.

**Pimply** (*pim'-ple*) [AS., *pipel*, a pimple]. Spotted; covered with pimples.

**Pin** [ME., *pinne*, a pin]. A metal instrument shaped like a needle, but with a globular head, used for fastening or holding parts together. **P.**, **buttock**, a sharp, angular buttock. **P.**, **Center**, the pointed steel rod projecting from the center of the trephine-saw, used for fixing the trephine. **P.**, **Harelip**, a strong, long pin passed through the lips of a wound in order to form a support for the sutures which are wound around it. **P.**, **sensation**. See *Pins and Needles*. **P.**, **worm**. See *Oxyuris vermicularis* among *Parasites (Animal)*, *Table of*.

**Pinacocytal** (*pin-ak-o-si'-tal*) [*πίναξ*, a tablet; *κύτος*, a cell]. Pertaining to pinacocytes.

**Pinacocyte** (*pin'-ak-o-sit*) [*πίναξ*, a tablet; *κύτος*, a cell]. In biology, one of the simple, pavement, epithelial cells composing the ectoderm of most sponges.

**Pinacolin** (*pin-ak'-o-lin*),  $C_6H_{12}O$ . A ketone obtained from pinacone by the action of hydrochloric acid with heat. The *pinacolins* are ketones containing a tertiary, alkyl group, formed from the pinacones.

**Pinacone** (*pin'-ak-on*),  $C_6H_{14}O_2$ . A diatomic alcohol which crystallizes from its aqueous solution in the form of the hydrate,  $C_6H_{14}O_2 + CH_2O$ , which consists of large, quadratic plates, melting at 42° C. and gradually efflorescing on exposure. In the anhydrous state it is a crystalline mass that melts at 38° C. and boils at 171° or 172° C. The *pinacones* are glycols that contain two hydroxyl groups attached to two adjoining carbon atoms, which in turn are linked to two alkyls.

**Pinalic Acid** (*pin-all'-ik*). See *Acid, Valeric*.

**Pince-cystotome** (*pans'-sis'-to-tōm*) [*pince* (Fr.), forceps; *κύστις*, bladder; *τομή*, a cutting]. An instrument terminating in two triangular cutting-blades, and which is used as a cystotome in cataract-operations.

**Pincrement** (*pans'-ma(n)s*) [Fr., "pinching"]. In massage, a pinching or nipping of the tissues; it is useful in neurasthenia.

**Pince-nez** (*pans'-na*) [Fr.]. Eyeglasses kept in place on the nose by a spring.

**Pincers** (*pin'-sers*) [Fr., *pince*]. Forceps.

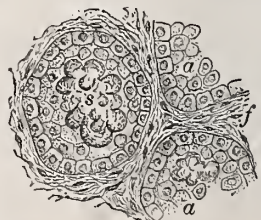
**Pincet, Pincette** (*pin-sel'*) [Fr.]. Small forceps.

**Pincoffin** (*pin'-koff-in*). Same as *Azale*.

**Pindal, Pindar, Pinder** (*pin'-dal*, *pin'-dar*, *pin'-der*). See *Arachis hypogaea*.

**Pine** (*pin*) [*pinus*, pine]. See *Pix*. **P.**, **apple Fiber**, the leaves of the several varieties of *Bromelia* yield a fine, nearly colorless, fiber, which is worked, especially in Brazil, for the manufacture of the so-called "silk-grass." **P.**, **apple Oil**, an alcoholic solution of ethyl butyric ether. **P.**, **bark**, a bark that is much used in Austria, Bavaria, and Southern Germany in the manufacture of leather. It contains from seven to ten per cent. of tannin and considerable resinous extractive matter. It does not yield as good a leather as oak-bark. **P.**, **bath**. See *Bath*. **P.**, **gum**, a variety of sandarach, from the Australian trees *Callitris robusta* and *C. rhomboidea*. **P.**, **needle Bath**, a bath in which pine or fir needles are mixed with the water; it is used in Germany as a stimulant tonic.

**Pineal** (*pi-ne'-al*) [*pinus*, a pine-cone]. Belonging to or shaped like a pine-cone. **P.**, **Body** (so called from its resemblance in shape to a pine-cone), a small, reddish-gray, vascular body situated behind the third ventricle, which is embraced by its two peduncles; it is also called the *conarium*, from its conic shape. It rests upon the pregeminum, and is connected with the thalami by two peduncles. Its function is unknown. It is considered to be the remains of the pineal eye of lower vertebrates. **P.**, **Eye**, a rudimentary third, median or unpaired eye of certain lizards (*Anguis*, *Hatteria*, *Veranus*, *Calotes*, *Seps*, *Leiostoma*), connected with the homologue of the pineal



SECTION OF HUMAN PINEAL BODY.

*a, a.* Acini lined and partially filled with epithelium and calcareous concretions (s).  
*f.* Intertubular fibrous tissue. (After Piersol.)



gland of higher animals by the pineal stalk. It is the vestige of what was a functioning sense-organ in extinct reptiles (*Labyrinthodonta*), and perhaps in mesozoic mammals (*Tritylodon*), or possibly an organ for the perception of warmth; the *pineal body*, *epiphysis*, or *conarium*, *epiphysial eye*, *parietal eye*,



SAGITTAL SECTION THROUGH PART OF HEAD OF EMBRYO LIZARD, showing so-called pineal eye.

*P.* Specialized isolated extremity of pineal diverticulum from brain-vesicle (*B*). *b, c* So-called retinal and lenticular areas of its walls. *a*. Ectoderm. *d*. Remains of diverticulum undergoing division into tubules (*d'*). *f*. Blood-vessels. *e*. Mesodermic tissue. (After Piersol.)

*third eye*. *P. Gland*. See *P. Body*. *P. Peduncles*, the *habenæ* or *habenule*. *P. Sand*, the brain-sand, often found in the pineal body. *P. Ventricle*, the cavity occasionally found within the pineal body; it represents the persistence of a fetal condition.

**Pinenchyma** (*pin-en'-kim-ah*) [*πίναξ*, tablet; *ἐγχύμα*, infusion]. Tissues composed of flat cells.

**Pinene** (*pi'-nén*) [*pinus*, pine],  $C_{10}H_{16}$ . A hydrocarbon, the chief ingredient of the turpentine-oil prepared from the different varieties of pine, of eucalyptus-oil, juniper-berry oil, sage-oil, etc.

**Ping Ping**. The root of a Chinese plant, used in vesical affections. Unof.

**Pinguecula, Pingicula** (*pin-gwek'-u-lah*, *pin-gwik'-u-lah*) [*pinguis*, fat]. A small, yellow-white tumor of the conjunctiva, situated between the cornea and the canthus of the eye.

**Pinguefaction** (*pin-gwe-fak'-shun*) [*pinguis*, fat; *facere*, to make]. Conversion into fat.

**Pingicula** (*pin-gwik'-u-lah*) [*pinguis*, fat]. 1. A genus of some thirty species of plants of wide geographic distribution; the butterworts. They have vulnerary and aperient properties, and are locally used in thickening milk. They are insectivorous plants, and contain one or more digestive ferments. 2. A small tumor of the conjunctiva.

**Pinguid** (*ping'-gwid*) [*pinguis*, fat]. Fat; unctuous.

**Pinguidinous** (*ping-gwid'-in-us*) [*pinguis*, fat]. Containing fat.

**Pinguitude** (*ping'-gwid-ud*) [*pinguis*, fat]. Fatness.

**Pinguoleum** (*ping-gwo'-le-um*) [*pinguis*, fat; *oleum*, oil]. A fatty or fixed oil.

**Pinhole** (*pin'-höl*) [ME., *pinne*, pin; AS., *hol*, a hole]. A minute perforation, like that made by a pin. *P. Os*,

an extreme degree of atresia of the os uteri, seen in young and undeveloped women. *P. Pupil*, *Pin-point Pupil*, contraction of the iris to an extent that the pupil is scarcely larger than a pin's head. It is seen in opium-poisoning, after the use of myotics, in certain cerebral diseases, in locomotor ataxy, etc.

**Pinic Acid** (*pin'-ik*) [*pinus*, pine],  $C_{20}H_{30}O_2$ . A resinous body obtained from pine-resin, having the same formula as pinearic acid, with which it may be identical.

**Pinicoline** (*pin-ik'-o-lin*) [*pinus*, a pine-tree; *colere*, to inhabit]. In biology, inhabiting pine forests, e.g., the Capercally, or Cock-of-the-wood (*Tetrao urogallus*).

**Piniform** (*pi'-nif-orm*) [*pinus*, pine; *forma*, form]. Pine-shaped; resembling a pine-cone. *P. Decussation*, a decussation of fibers in the oblongata between the central gray matter and the pyramids.

**Pining** (*pi'-ning*) [ME., *pinen*, pain]. Vulgar synonym for tuberculosis of cattle. Also applied to a peculiar melancholic longing of pregnant women, commonly called "longings."

**Pinion** (*pin'-yun*) [*penna*, *pinna*, wing, feather]. In biology, the *manus* or distal segment of a bird's wing (*carpus*, *metacarpus*, *phalanges*) bearing the primary remiges.

**Pinipicrin** (*pin-ip-ik'-rin*) [*pinus*, pine; *πικρός*, bitter],  $C_{22}H_{36}O_{11}$ . A bitter glucoside obtained from the needles and the bark of *Pinus sylvestris* and other plants.

**Pinitanic Acid** (*pin-it-an'-ik*) [*pinus*, pine; ME., *tannen*, tan],  $C_{14}H_{16}O_8$ . A yellowish-red powder, a variety of tannic acid, found in *Pinus sylvestris* and other plants.

**Pinite** (*pin'-it*) [*pinus*, pine],  $C_9H_{12}O_3$ . A substance that occurs in the resin of *Pinus lambertina*. It melts at  $150^\circ C$ . It is a pentahydric phenol of hexahydrobenzene.

**Pinites** (*pin-i'-téz*) [*pinus*, pine]. A genus of extinct coniferous trees, of which *P. succinifer* is thought to have been the source of amber.

**Pink** (*pink*) [origin obscure]. A shade of pale-red. *P. Crystals*. Same as *P. Salt*. *P.-eye*, the popular term for a contagious muco-purulent conjunctivitis of horses, characterized by a red color of the eyeball. It may occur in man. *P.-madder*. See *Pigments*, *Conspectus of*. *P.-root*. See *Spigelia*. *P. Salt*. See *Pigments*, *Conspectus of*.

**Pinna** (*pin'-ah*) [*pinna*, *penna*, feather, wing: *pl.*, *Pinnae*]. In biology, a name applied to various wing-like or feather-like organs; as a wing, feather, fin, flipper, the *ala auris* or external cartilaginous flaps of the ear, the ala of the nose, one of the primary divisions of a pinnately-compound leaf. *P. nasi*. Synonym of *Ala nasi*.

**Pinnadiform** (*pin-ad'-if-orm*) [*pinna*, feather, wing; *ad*, to; *forma*, form]. In biology, applied to certain fishes in which the skin extends out on some or all of the fins.

**Pinnaglobulin** (*pin-ah-glob'-u-lin*) [*πίνα*, a kind of mussel; *globulus*, a round body]. A respiratory pigment containing manganese found in the blood of *Pinna squamosa*.

**Pinnate** (*pin'-at*) [*pinna*, a feather]. In biology, feathered or shaped like a feather.

**Pinnatifid** (*pin-at'-if-id*) [*pinna*, a feather; *findere*, to cleave]. In biology, cleft in a pinnate manner, with the marginal divisions reaching at least half way to the midrib; pinnatisected.

**Pinnatilobate** (*pin-at-il-o'-bāt*). Same as *Pinnatilobed*.

**Pinnatilobed** (*pin-at'-il-ōbd*) [*pinna*, a feather; *lobus*,

- a lobe]. In biology, having several alternating rounded lobes and sinuses on each side of the midrib.
- Pinnation** (*pin-a'-shun*) [*pinna*, feather]. In biology, the state or condition of being constructed in a pinnate manner.
- Pinnatipartite** (*pin-at-ip-ar'-tit*) [*pinna*, a feather; *partiri*, to divide]. In biology, pinnately parted; having the divisions reaching almost to the midrib.
- Pinnatiped** (*pin-at'-ip-ed*) [*pinna*, a feather; *pes*, foot]. In biology, pin-footed or flipper-footed; lobiped.
- Pinnatisect** (*pin-at'-is-ekt*) [*pinna*, a feather; *secare*, to cut]. In biology, divided down to the midrib.
- Pinnatulate** (*pin - at' - u - lat*) [dim. of *pennatus*, feathered]. In biology, bearing secondary pinnations or subdivisions.
- Pinniform** (*pin'-if-orm*) [*pinna*, feather; *forma*, form]. In biology, resembling a feather, wing or flipper.
- Pinnigrade** (*pin'-ig-rād*) [*pinna*, feather; *gradi*, to walk]. In biology, moving by means of fins.
- Pinninerved** (*pin'-in-ervd*) [*pinna*, feather; *nervum*, nerve]. Same as *Penninerved*.
- Pinniped** (*pin'-ip-ed*) [*pinna*, feather, fin; *pes* (*pedis*), foot]. In biology, having feet like fins or flippers.
- Pinnitarsal** (*pin-it-ar'-sal*) [*pinna*, feather; *tarsus*, tarsus]. In biology, having pinnate feet.
- Pinnitentaculate** (*pin - it - en - tab' - u - lat*) [*pinna*, a feather; *tentaculum*, a tentacle]. In biology, having pinnate tentacles.
- Pinnula** (*pin'-u-lah*) [L., a little plume; *pl.*, *Pinnula*]. In biology, a small or secondary pinna.
- Pinnule** (*pin'-ul*) [*pinnula*, a little plume]. In biology, a small or secondary pinna; a pinnula, as a small pin or one of the ultimate divisions of a bipinnate or tripinnate leaf.
- Pins and Needles.** The popular name for those abnormal sensations of tingling experienced by patients in various diseased conditions of the nervous system, or after an injury of a nerve.
- Pint** (*pin't*) [Fr. *pinte*, a spot]. The eighth part of a gallon. Octarius. Symbol  $\bar{O}$ .
- Pinta Disease** [Sp. "painted"]. *Spotted Sickness*; a tropical, contagious disease, due to a fungus, that produces various discolorations of the skin. The spots are scaly, very variable in color, shape, number, and size, and the disease appears to be allied in its characters to *tinea versicolor*. It usually begins on uncovered parts such as the face and extremities, but may affect the scalp or other parts of the body. The color of the patches is black, grayish-blue, red, or dull-white. The disease is very chronic.
- Pinus** (*pi'-nus*). See *Pix*.
- Pioscope** (*pi'-o-skōp*) [*πίων*, fat; *σκοπεῖν*, to see]. A variety of galactoscope.
- Piotrowski's Reaction.** The "biuret-reaction" for proteids, developed by the addition of a few drops of dilute cupric sulphate and the subsequent addition of an excess of caustic potash or soda. It gives a reddish-violet color like that given by the substance biuret, a derivative of urea. The color deepens on boiling.
- Pip** [ME., *pippe*, pip]. A disease of fowls, characterized by a secretion of thick mucus in the throat and mouth.
- Piper** (*pi'-per*) [L.]. Pepper; Black Pepper. The unripe fruit of *P. nigrum*, shriveled and dried. The plant is a native of the East Indies and contains an oleo-resin, an alkaloid, and a volatile oil. It is stimulant to the stomach, and irritant to the skin and is used mainly to correct flatulence, and locally for hemorrhoids. Dose gr. v-xx. **P. æthiopicum**, the guinea corn (*Habzelia æthiopica*). **P. album**. See *Pepper, White*. **P. angustifolium**. See *Matico*. **P. anisatum**, a species of *Piper* substituted for cubebs. **P. betel**. See *Betel*. **P. clusii**, the Ashanti-pepper of West Africa. **P., Confectio.** (B. P.) Dose  $\frac{3}{4}$ j-ij. **P. cubeba**. See *Cubeb*. **P. jaborandi**, Baillon's name for a species of *Piper* yielding *jaborandi*. **P. longum**, an East Indian plant, no longer employed in medicine, but infused in milk as a poison for flies. **P. methysticum**. See *Kava-kava*. **P. nigrum**. See *Pepper, Black*. **P., Oleo-resina**, contains the volatile oil. Dose  $\frac{m}{4}$ -j. **P. umbellatum**, one of the sources of the Brazilian *Caapeba*, or *Periparola*, which is also obtained from *Cissampelos caapeba*.
- Piperazin** (*pi-per-al'-zin*),  $C_3H_{10}N_2$ . Diethylene diamine; a crystalline solid melting at  $104^{\circ}$  C. and boiling at  $145-146^{\circ}$  C. It is reported to be a powerful solvent of uric acid, and its dilute solution is prescribed in cases of urinary lithiasis. Dose gr. v-viiij. Unof.
- Piperic** (*pi-per'-ik*) [*piper*, pepper]. Pertaining to, or containing pepper. **P. Acid**,  $C_{12}H_{10}O_4$ , a monobasic acid obtained by boiling piperin with alcoholic potash in the presence of hydrochloric acid.
- Piperidin** (*pi-per'-id-in*) [*piper*, pepper],  $C_5H_{11}N$ . A substance that occurs attached to piperic acid as piperin in pepper. It is artificially prepared by reducing pyridin. It is an alkaline liquid that dissolves quite easily in water and alcohol. Its odor is like that of pepper. It boils at  $106^{\circ}$  C.
- Piperin** (*pi'-per-in*) [*piperina*; *piper*, pepper],  $C_{17}H_{19}NO_3$ . The alkaloid of pepper (*Piper nigrum* and other varieties). It is artificially produced by the action of piperic acid chlorid upon piperidin. It crystallizes in prisms and melts at  $128^{\circ}$  C. Its medical virtues are those of black pepper; it has also febrifuge properties. Dose gr. j-x.
- Piperinal** (*pi-per-in'-al*). See *Piperonal*.
- Piperitious** (*pi-per-ish'-us*) [*piper*, pepper]. Peppery; having a pungent taste.
- Piperoid** (*pi'-per-oid*) [*πίπερι*, pepper; *εἶδος*, like]. Any resin resembling the oleo-resin of pepper.
- Piperonal** (*pi-per-o'-nal*) [*piper*, pepper],  $C_8H_6O_3$ . *Heliotropin*; the flavoring principle of heliotrope; a crystalline body, obtained by oxidizing piperic acid. It dissolves with difficulty in water, melts at  $37^{\circ}$  C. and boils at  $263^{\circ}$  C. It is largely used in perfumery, and is also antipyretic and antiseptic. Dose gr. xv. Unof.
- Pipet, Pipette** (*pip-et'*) [Fr., dim. of *pipe*]. A glass tube open at both ends, but usually drawn out to a smaller size at one end. It may be graduated or not and it may or may not have a central expanded bulb. It is used for transferring small portions of a liquid from one vessel to another.
- Pipmenthol** (*pip-men'-thol*) [*piper*, pepper; *mentha*, mint]. A name for the menthol obtained from peppermint.
- Pipsissewa** (*pip-sis'-e-wah*). See *Chimaphila*.
- Piptonychia** (*pip-to-nik'-e-ah*) [*πίπτειν*, to fall; *ὄνυξ*, a nail]. Shedding of the nails.
- Pique** (*pek*) [*pique*, a point]. See *Sarcopsylla penetrans* under *Parasites (Animal)*, Table of.
- Piqûre** (*pi-k'-er'*) [Fr.]. Puncture.
- Piriform** (*pi'-ir-orm*). Synonym of *Pyriform*.
- Pirogoff's Operation.** A method of amputation at the ankle in which the greater part of the calcaneum is retained to give length and surface to the stump. See *Operations*, Table of.
- Piscatology** (*pis-kat-ol'-o-je*) [*piscis*, fish; *λόγος*, science]. The scientific study of fishes.
- Pisciculous** (*pis-ik'-o-lus*) [*piscis*, fish; *colere*, to inhabit]. In biology, parasitic upon fishes.
- Pisciculture** (*pis'-ik-ul-chiur*) [*piscis*, a fish; *cultura*, care]. The artificial breeding and culture of fish, es-



pecially for the purpose of stocking streams and littoral waters with edible varieties of fish.

**Pisciculus** (*pis-ik'-u-lus*) [L.]. An old name for the biceps muscle of the arm.

**Piscidia** (*pis-id'-e-ah*) [*piscis*, fish; *cadere*, to kill]. Jamaica Dogwood; the bark of *P. erythrina*. Its active principle is thought to be a glucosid, *piscidin*. It resembles opium in its physiologic properties, which, however, are much less intense and without unpleasant after-results. It is useful in whooping-cough and neuralgia, but sometimes causes gastric distress. Dose of the (proprietary) fld. ext.  $\frac{3}{4}$  ss-j, cautiously increased. **Liquor sedans**. See *Viburnum*. Unof.

**Piscidin** (*pis-id'-in*) [*piscis*, a fish; *cadere*, to kill],  $C_{29}H_{24}O_8$ . A crystalline body, the active principle of *Piscidia erythrina*. Its action is chiefly on the spinal cord. It is said to paralyze the sensory ganglia, and to excite the motor ganglia; it also depresses the heart.

**Pisciform** (*pis'-if-orm*) [*piscis*, fish; *forma*, form]. In biology, resembling a fish in form.

**Piscivorous** (*pis-iv'-or-us*) [*piscis*, fish; *vorare*, to eat]. In biology, living upon fish.

**Pisiform** (*pis'-if-orm*) [*pisum*, a pea; *forma*, form]. Resembling a pea in shape. **P. Bone**, a small, nearly circular bone on the inner and anterior aspect of the carpus.

**Piso** (*pi'-so*) [L.]. Mortar.

**Pisohamatus** (*pi-so-ha-ma'-tus*) [*πίσος*, a pea; *hamatus*, hooked]. Same as *Piso-uncinatus*.

**Piso-uncinatus** (*pi-so-un-sin-a'-tus*) [*πίσος*, a pea; *uncinatus*, hooked]. A rare muscle, passing from the pisiform to the unciform bone.

**Piss** (*pis*) [ME., *piissen*, to piss]. 1. To urinate. 2. Urine.

**Pisse, Chaude** (*shöd pès*) [Fr.]. The scalding and painful urination of the acute stage of gonorrhea.

**Pissocopy** (*pis-sok'-o-pe*) [ME., *piechen*, pitch; *κόπτειν*, to strike]. The process of covering with pitch; also epilation through the action of a pitch-plaster.

**Pistacia** (*pis-ta'-she-ah*) [*πιστάκη*, lentisk]. A genus of anacardiaceous trees of warm regions. **P. vera**, yields the edible pistachio-nut, which is used in pharmacy in the preparation of emulsions. Mastic and Chian turpentine are also produced by trees of this genus.

**Pistation** (*pis-ta'-shun*) [*pistare*, to pound]. The act of bruising in a mortar.

**Pistic** (*pis'-tik*) [*πιστικός*, a word of doubtful meaning; it may signify "drinkable," i.e., liquid, or "faithful," i.e., genuine]. A qualification applied to the best and purest nard, or true spikenard.

**Pistil** (*pis'-til*) [*pistillum*, a pistol]. In biology, a modified leaf or leaves forming the central organ of a flower, bearing the ovules and seeds. It consists of the seed-containing portion, the *ovary*; the pollen-receiving portion, the *stigma*; and generally an intervening portion, the *style*.

**Pistillary** (*pis'-til-a-re*) [*pistillum*, a pistol]. In biology, of or pertaining to the pistil.

**Pistillate** (*pis'-til-at*) [*pistillum*, a pistol]. In biology, applied to flowers that possess pistils but not stamens.

**Pistillidium** (*pis-til-id'-e-un*). See *Archegonium*.

**Pistilliferous** (*pis-til-if'-er-us*) [*pistillum*, a pistol; *ferre*, to bear]. Same as *Pistillate*.

**Pistillogy** (*pis'-til-o-de*) [*pistillum*, pistil; *εἶδος*, form]. In biology, the metamorphosis of other organs into pistils or carpels.

**Piston Pulse**. See *Corrigan's Pulse*.

**Pit** [ME., *pit*, a pit]. 1. A hole, depression, or cavity in the body; e.g., the pit of the stomach, the armpit. 2. One of the pores in the more or less liquefied cell-walls of many glands. 3. Parts are said to *pit* on

pressure where they preserve for a time the indentation made in them by pressing with the finger. **Pit**-ting on pressure is seen in edema. **P. of the Stomach**: (1) a name popularly given to that part of the abdomen just below the sternum and between the cartilages of the false ribs. It is also termed *Scrobiculus cordis*; (2) any one of the openings of gastric tubules visible on the mucous surface of the stomach.

**P., Tear**, the lacrymal sinus.

**Pitch** (*pick*) [ME., *piechen*, pitch]. 1. That quality of sound which depends upon the relative rapidity of the vibrations that produce the sound. In percussion, variations in the pitch of the sounds elicited may have a high diagnostic importance; e.g., in the case of the lungs, a high-pitched note on percussing the chest usually indicates either consolidation of the lung-tissue or the presence of something abnormal between the lung and the chest-wall. 2. [*Pix*, pitch.] The residue remaining in the still after nearly all the volatile constituents have been driven off in the fractional distillation of coal-tar. It has a specific gravity of from 1.09 (soft pitch) to 1.12 (hard pitch). **P., Burgundy**, the prepared resin of *Abies excelsa*. When pure, it is a brittle, yellowish-brown, adhesive substance, readily soluble in water, in absolute alcohol, and in glacial acetic acid. It is used in the preparation of pitch-plaster. **P., Canada**, the prepared resin of *Abies canadensis*. It is a brittle, reddish, opaque substance, containing traces of a volatile oil. It is used for the manufacture of plasters. **P., Jew's**, **P., Mineral**, asphalt. **P.-plaster**, emplastrum picis.

**Pitcher** (*pick'-er*) [ME., *piecher*, a small jug]. See *Ascidium*. **P.-plant**. See *Parracenia*, and *Nepenthes*.

**Pith** [ME., *pieth*, pith]. The soft cellular tissue found in the center of the stalks of plants. It has a very low specific gravity. Also, the marrow of bones.

**Pithecanthropi** (*pieth-ek-an'-thro-pe*) [*πίθηκος*, an ape; *ἄνθρωπος*, man; pl. of *Pithecanthropus*]. In biology, ape-men, the hypothetic prehistoric men, *alali*.

**Pithing** (*pieth'-ing*) [ME., *pieth*, pith]. 1. The removal of the cerebral lobes of a frog or animal for the purpose of physiologic experimentation; decerebration. 2. The slaughter of animals by penetrating the cerebro-spinal axis.

**Pithode** (*pieth'-öd*). See *Karyokinesis*.

**Pitres' Method**. The method of post-mortem examination of the brain by means of vertical transverse sections from before backward. The first or *pre-frontal* section is carried down two and a quarter inches in front of the fissure of Rolando; the second, or *pedunculo-frontal* section is made three-quarters of an inch in front of that fissure and divides the second and third convolutions near their insertion into the ascending frontal convolution. The third or *frontal* section is made at the level of the ascending frontal convolution. The fourth or *parietal* section passes through the ascending parietal convolution. The fifth or *pedunculo-parietal* section is carried down an inch behind the fissure of Rolando. The sixth or *occipital* section is made a little less than half an inch in front of the parieto-occipital fissure. A vertical antero-posterior incision through the superior vermiform process of the cerebellum opens the fourth ventricle.

**Pittacal**, **Pittical** (*pit'-ak-al*, *pit'-ik-al*) [*πίττα*, *πίσσα*, pitch; *καλός*, beautiful]. One of the aurin series of dyes, first obtained in oxidizing the fractions of beechwood-tar boiling at high temperatures. It consists of the dark blue salts of eupittonic acid. See *Pigments*, *Conspectus of*.

**Pittacium** (*pit'-a'-she-un*) [*πίττα*, *πίσσα*, pitch]. Pitch-plaster.

**Pitted** (*pit'-ed*) [ME., *pit*, a pit]. Marked by indentations or pits, as from smallpox.

**Pitting** (*pit'-ing*) [ME., *pit*, a pit]. The formation of pits; also the quality of preserving, for a short time, indentations made by pressing with the finger.

**Pituaita** (*pit-u'-it-ah*) [L.]. Phlegm; mucus.

**Pituitary** (*pit-u'-it-a-re*) [*pituita*, phlegm]. Mucus; secreting or containing mucus. **P. Body**, a small, reddish-gray vascular body, weighing about ten grains, contained within the sella turcica. The pituitary body consists of two portions, the large *anterior, oral* and the small *posterior, cerebral division*. The anterior lobe is derived as a diverticulum from the primitive oral cavity, and, as such, is lined with oral ectoderm, while the posterior lobe descends as an outgrowth from the floor of the primary interbrain. The stalk of this outgrowth remains as the *infundibulum*. The pituitary body has attracted much attention on account of pathologic changes in its structure in certain obscure diseases, such as acromegalia, myxedema, and others. In some cases of the affection first named, it has been much enlarged. It is called also *hypophysis cerebri* and *pituitary gland*. **P. Diverticulum**, a flask-like outgrowth of the middle of the upper posterior portion of the buccal cavity of the embryo. It takes part in the formation of the pituitary body. **P. Fossa**. See *Fossa*. **P. Gland**. See *P. Body* and *Gland*. **P. Membrane**, the Schneiderian membrane. **P. Space**, in the embryo, the open space at the base of the skull that subsequently becomes the seat of the pituitary body. It corresponds to the sella turcica of the sphenoid bone.

**Pituitous** (*pit-u'-it-us*) [*pituita*, phlegm]. Containing or resembling mucus.

**Pituri** (*pit-u'-re*). Same as *Duboisia*.

**Piturin** (*pit'-u-rin*). A liquid alkaloid obtained from *Duboisia hopwoodii*. It is probably identical with nicotine.

**Pityriasis** (*pit'-ir-i'-as-is*) [*πύτυρον*, bran]. A term formerly applied to various pathologically dissociated skin-affections, the most striking clinical feature of which is the presence of fine, branny desquamation. Also a synonym of *Seborrhea*. **P. cachecticorum**. Same as *Seborrhea*. **P. capillitii**, **P. capitis**. See *Alopecia furfuracea*. **P. circinata et marginata**, an eruption of rose-colored spots on the trunk, the limbs, and in the axillæ. It is of parasitic origin. **P. gravidarum**; *Chloasma gravidarum*; the discoloration of the skin sometimes observed during pregnancy. **P. infantilis**, a desquamative eruption attacking infants; it is probably eczema. **P. maculata et circinata**. See *P. rosea*. **P. nigra**, pityriasis with pigmentation occurring in the aged. Also, a papular eruption terminating in slight desquamation, which attacks children brought to England from India. **P. nigricans**. Synonym of *Chromidrosis*. **P. pilaris**. See *Keratosis pilaris*. **P. rosea**; *P. maculata et circinata*; *Herpes tonsurans maculosus*; an acute inflammatory skin-disease characterized by macular or circinate lesions, occurring mostly on the trunk. The eruption consists at first of rosy-red spots, which later become brownish. The lesions are round, but owing to their tendency to recover at the center and to extend peripherally, gyrate and irregular figures are formed. Furfuraceous desquamation is a marked feature. **P. rubra**; *Dermatitis exfoliativa*; a chronic inflammatory skin-disease, beginning in one or more localized patches, which coalesce and gradually invade the whole body. The skin may be of a dark or vivid red or bluish-red. There is no infiltration and no moisture, but there may be edema of the lower limbs. The desquamation is very free; the scales are thin and papery on the general surface, im-

bricated, and from a line to an inch or more in diameter. The disease lasts months or years, and generally ends fatally from progressive emaciation and exhaustion, or from some intercurrent affection. **P. rubra pilaris**; *Lichen ruber acuminatus*; a primarily non-inflammatory disease of the skin, characterized by follicular papules, with horny centers, tending to become general or even universal in distribution. The papules are hard, dry, brownish-red, and seated at the hair-follicles. An atrophied hair occupies the center, and is surrounded by a sort of horny sheath which penetrates into the follicle. The papules vary in size from a small pin's head to a millet-seed, and are most abundant on the limbs. Deep folds are formed at the joints. Pruritus is absent or only slight. The course is slow and irregular; the pathology is unknown. **P. simplex**. See *Alopecia furfuracea*. **P. senilis**, pityriasis of the aged. **P. tabescentium**. See *Seborrhea universalis*. **P. versicolor**. See *Tinea versicolor*.

**Pityrisma** (*pit'-ir-i'-mah*). Synonym of *Pityriasis*.

**Pityroid** (*pit'-ir-oid*) [*πίτυρον*, bran; *είδος*, like]. Furfuraceous, branny.

**Pivot** (*piw'-ot*) [Fr., *pivot*, a pivot]. A pin on which a wheel turns. **P.-joint**. See *Cyclarthrosis*. **P. Tooth**, an artificial crown, designed to be applied to the root of a natural tooth, by means of what is usually termed a pivot, but more properly a dowel or tenon.

**Pivoting** (*piw'-ot-ing*) [Fr., *pivot*, a pivot]. The fixation of an artificial crown to a tooth by means of a pivot or pin.

**Pix** (*piks*) [L.: gen., *Picis*]. Pitch. The resinous exudation of certain coniferous trees. The varieties in common use are chiefly *Burgundy Pitch*, from the Norway spruce, *Abies excelsa*, and *Canada Pitch*, from *A. canadensis*. Pitch melts at about the temperature of boiling water and softens by the heat of the human body. It is soluble in glacial acetic acid and in absolute alcohol, and is used mainly as the base of plasters. **Picis burgundicæ**, *Emplast.*, Burgundy pitch 80, olive-oil 5, yellow wax 15. **P. canadensis**, *Emp.*, contains Canada pitch, 90, yellow wax 10 parts. **Picis cantharidatum**, *Emp.*, Burgundy pitch 92, cantharides cerate 8 parts. **P. liquida**, tar, an empyreumatic oleo-resin obtained by the destructive distillation of various species of pine; it is blackish-brown in color and possesses a well-known taste and odor. It yields oil of tar, pyroligneous acid, creasote, and carbolic acid. It is a complex mixture of resins and hydrocarbons. Externally, it is a stimulant to the skin; internally, a gastro-intestinal irritant. It is serviceable in scaly diseases of the skin and of benefit in bronchitis. Dose ʒj-ij. **P. liq.**, *Infus.*, unof., made by shaking 1 part of tar with 4 of water frequently for 24 hours. Dose Oj-ij daily. **P. liq.**, *Ol.*, a volatile oil distilled from tar; it consists of various hydrocarbons, phenols, etc., and is used locally. **P. liq.**, *Syr.*, contains 6 per cent. of tar in syrup. Dose ʒij-ʒss. **P. liq.**, *Ung.*, equal parts of tar and suet. **P. Liq.**, *Vin.*, wine of pitch, unof., tar ʒxvj, glycerin, white wine, honey aa ʒviij, acetic acid ʒj, boiling water Ovj. **Carbonis detergens**, *Liq.*, unof., an alcoholic solution of coal-tar, a useful antiseptic in putrid sore-throat, etc. **Vapor olei pini sylvestris**, (B. P.) Inhalation of fir-wood oil, used in sore-throat and chronic laryngitis.

**Pixel** (*piks'-ol*) [*pix*, pitch; *oleum*, oil]. A disinfectant prepared by dissolving a pound of green soap in three pounds of tar and slowly adding a solution of a little over three ounces and a half of either potash or soda in three pounds of water. For use one part of the syrupy liquid thus formed is added to 19 parts of

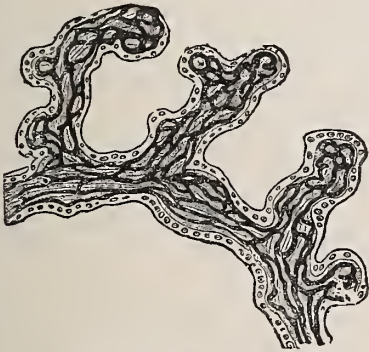


water, forming a five per cent. solution of pixol, and in this strength it is used for disinfecting linen and washing the hands. For the disinfection of dejecta a ten per cent. solution is required.

**Pizzle** (*pis'-l*) [ME.]. The penis, especially of a domestic mammal.

**Placebo** (*pla-se'-bo*) ["I will please:" fut. of *placere*, to please]. Anything prescribed for the purpose of pleasing or humoring the whim of a patient rather than for its therapeutic effect.

**Placenta** (*pla-sen'-tah*) [a particular use of *placenta*, πλάκων, a cake: *pl.*, *Placentæ* or *Placentas*]. In biology: (a) the organ of attachment of an embryo or fetus to the wall of the uterus, and by means of which it is nourished; (b) the ovule-bearing portion of the ovary of a plant. The mammalian placenta is a spongy mass of tissue derived from the chorion and decidua, its evolution having begun with the differentiation of the ectoderm of the germinative area by the formation of a thickened region called the *area placentalis*. It is a flat, circular, spongy body, adherent during gestation to the inner wall of the uterus and connected by the umbilical cord to the fetus, and forming for it the organ of nutri-

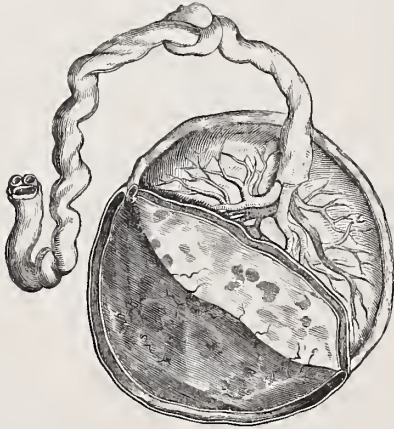


HUMAN PLACENTAL VILLI.  
Blood-vessels black. (From Stirling.)

tion and respiration. The placenta is developed about the third month of embryonal life. The chorionic villi in contact with the decidua reflexa cease to grow, while at the decidua serotina the villi become exceedingly numerous. The uterine mucous membrane in which the villi are embedded contributes a share to the formation of the placenta. This is known as the maternal, in contradistinction to the chorionic or fetal portion. At term the placenta weighs one pound, is one inch thick at its center, and seven inches in diameter. The fetal side is covered by the amnion and penetrated by the umbilical cord. The maternal surface is dark-red, irregular, and covered by the upper layers of cells of the decidua serotina. The placenta is normally situated at the fundus, anteriorly or posteriorly. In the lower animals the placenta is somewhat different. Of the *Choriata*, those possessing a villous chorion, one class, including the horse, the pig, the camel, etc., presents the villi uniformly distributed; there is no special accumulation anywhere. In the other class the villi are aggregated and specialized in a particular region to form the placenta. Three varieties of placenta are generally described: (a) That with numerous cotyledons (cow, deer, etc.); (b) zonal placenta (carnivora); (c) discoid placenta (monkey, man). The zonal and the discoid placenta are deciduate. **P.**, **Adherent**, abnormal adherence of the placenta to the uterine wall after childbirth. **P.**, **Allantoic**, a placenta in which the chorion ac-

quires vessels by growing together with the vascular walls of the allantoic vesicle (*Ungulata*), as distinguished from a *chorionic placenta*, *q. v.* **P.**, **Annular**, a placenta extending around the interior of the uterus in the form of a belt. **P.**, **Battledore**, one in which the insertion of the cord is at the margin of the placenta. **P.**, **Bell-shaped**, one in which there is a partial persistence of the chorionic villi in the upper portion of the chorion. **P. biloba**, **P. bipartita**. See *Placenta duplex*. **P.**, **Chorionic**, a placenta in which the chorion has its own vessels (*Unguiculata*). It is regarded as the most primitive type, as distinguished from an *allantoic placenta*. **P. cirsioides**, one in which the umbilical vessels have a cirsioid arrangement. **P.**, **Cordiform**, a heart-shaped placenta. **P.**, **Cotyledonary**, **P.**, **Cotyledonous**, a placenta the villi of which are collected into groups; this variety is confined to the *Pecora*. In the giraffe, the placenta is partly diffused and partly cotyledonous. The *Bovidae* possess a large number of cotyledons (*polycotyledonous*), while the *Cervide* have only a few. **P.**, **Deciduate**, a placenta in which the fetal villi are so intimately connected with the uterine wall, that at birth a greater or less portion is brought away with the allantois (after-birth). It occurs in all those *Eutheria* not included among those mentioned as having non-deciduate placentas. **P.**, **Diffused**, a placenta which extends over the whole of the chorion. It is characteristic of the *Perissodactyla*, the *Suina*, the *Tragulina*, the *Tylopoda*, the *Sirenina*, the *Cetacea*, and the *Lemuroidea*. **P.**, **Discoid**, a placenta which is disc-shaped. It occurs in the *Rodentia*, *Insectivora*, *Chiroptera*, and the *Loricata* among the *Edentata*. The discoid chorionic placenta is regarded as the most primitive type, as distinguished from the zonary placenta of carnivora, the diffuse placenta of the lower primates, and the metadiscoid placenta of man, which have been evolved from it. **P.**, **Disseminated**, one in which the cotyledons are not distinctly localized to one area, but are scattered. **P.**, **Dome-like**. Synonym of **P.**, *Bell-shaped*. **P.**, **Double**. Synonym of **P. duplex**. **P. duplex**, *Placenta bipartita*; an anomaly of the placenta, in which it is divided into two portions. **P. evanida**, the placenta of a blighted ovum in which all structure has been lost from pressure by the surviving ovum, as is seen in some cases of *fœtus papyraceus*. **P. fenestrata**, one in which the true placental tissue is lacking in one or more places, and the chorion, being free from villi, forms a transparent membrane. **P. fetalis**, the smooth amniotic surface of the placenta. **P.**, **Fundal**, one attached at the fundus. **P.**, **Horse-shoe**, in twin pregnancy, a condition in which the two placenta are united by a strip of placental tissue. **P.**, **Hydatigenous**, a placenta the seat of myxomatous degeneration, as in hydatidiform mole. **P.**, **Incarcerated**, a placenta retained in the uterus on account of irregular contraction of that organ. **P.**, **Lateral**, one attached to the lateral wall of the uterus. **P. marginata**, an anomaly of the placenta in which that organ is surrounded by a margin or collar of placental tissue. **P.**, **Maternal**, the portion of the placenta contributed by the part of the mucous membrane of the uterus known as the decidua serotina. At birth the maternal portion is only a thin, grayish layer on the uterine surface of the placenta, and can only be stripped off in small pieces. **P. membranacea**; occasionally there is a failure of the atrophy of a portion of the chorion which normally occurs, and, instead, placental villi are developed over the entire surface of the chorion. Such a placenta is called *placenta membranacea*, and is thinner than the normal placenta. **P.**, **Metadiscoid**, **P.**, **Secondary Discoid**, a form of placenta found in the *Anthropoidea*.

in which the villi are at first diffuse, but ultimately become restricted to the ventral surface. **P. multiloba**, a placenta consisting of more than three lobes in an animal in which the organ normally is one-lobed. **P.**, **Non-deciduate**, the simplest form of placenta, in which the papilla-like elevations of the chorion fit into corresponding depressions in the uterus, and in which the chorion can be withdrawn from the placenta at birth. The *Artiodactyla*, *Perissodactyla*, *Sirenia*, *Cetacea*, *Lemuroidea*, and some *Edentata* (*Squamata*) have a non-deciduate placenta. In some of them the villi are more or less branched and complicated, at times interlocking so closely that the parts of the epithelium of the maternal cotyledons may be carried away at birth. **P. obsoleta**, in a twin pregnancy the condition in which the two placentae are entirely dis-



PLACENTA AND MEMBRANES (STRIPPED UPWARD).

tinct and separate. **P. panduriformis**, one shaped like a violin. **P.**, **Polycotyledonary**, **P.**, **Polycotyledonous**, a placenta such as is seen in ruminants, in which the chorionic villi are collected in a number of large separate tufts, the latter dipping into corresponding crypts in the uterine mucosa. **P. prævia**, a term applied to a placenta when it is fixed to that part of the uterine wall that becomes stretched as labor advances, so that it precedes the advance of the presenting part of the fetus. **P.**, **Retained**, one not expelled by the uterus after labor. **P. sanguinis**. See *Blood-clot*. **P.**, **Secondary Discoid**. See *P.*, *Metadiscoid*. **P. spuria**. See *Placenta succenturiata*. **P.**, **Subsidiary**, a distinct and separate lobe in addition to the usual placental mass; such lobes are called *Placenta succenturiata*. **P. succenturiata**, an accessory growth to the placenta. When this does not act as true placental tissue it is termed *Placenta spuria*. **P. tripartita**, an anomaly of the placenta in which there are three portions of that organ. **P.**, **Triple**, the united placentae of a triple gestation. **P.**, **Twin**. Synonym of *P. duplex*. **P. uterina**, the rough cotyledonous or uterine surface of the placenta derived from the decidua serotina. **P.**, **Velamentous**, one in which the cord is inserted between the layers of the fetal membranes, presenting a broad surface of attachment in place of the normal round insertion. **P.**, **Villous**. See *P.*, *Disseminated*. **P.**, **Zonary**, a placenta which occupies a broad band around the chorion; it is found in the *Carnivora*, *Hyrax*, *Elephas*, and in the *Tubulidentata* among the *Edentata*. Same as *P.*, *Annular*.

**Placental** (*pla-sen'-tal*) [*placenta*, *πλακοῦς*, a flat cake].

Pertaining to the placenta. **P. Dystocia**, difficult birth of the placenta. **P. Murmur**. Same as *P. Souffle*. **P. Souffle**, a sound erroneously attributed to the circulation of blood in the placenta.

**Placentalia** (*pla-sen-tal'-le-ah*) [*placenta*, *πλακοῦς*, a cake]. Mammals in which the fetus is nourished through the medium of a placenta.

**Placentary** (*pla'-sen-ta-re*) [*placenta*, *πλακοῦς*, a flat cake]. Pertaining to the placenta.

**Placentate** (*pla'-sen-tāt*) [*placenta*, *πλακοῦς*, a placenta] Having a placenta.

**Placentation** (*pla-sen-tal'-shun*) [*placenta*, *πλακοῦς*, a placenta]. In biology: (a) the process of attachment of the embryo or fetus to the uterus; (b) the type of placenta or the manner in which it is constructed; the arrangement of the seeds in the pericarp or the arrangement of the placenta itself.

**Placentiferous** (*pla-sen-tif'-er-us*) [*placenta*, *πλακοῦς*, placenta; *ferre*, to bear]. In biology, bearing a placenta.

**Placentiform** (*pla-sen'-tif-orm*) [*placenta*, *πλακοῦς*, placenta; *forma*, form]. In biology, resembling a placenta; discoid with biconcave surfaces.

**Placentigerous** (*pla-sen-tij'-er-us*). Same as *Placentiferous*.

**Placentitis** (*pla-sen-ti'-tis*) [*placenta*, *πλακοῦς*, a flat cake; *itis*, inflammation]. Inflammation of the placenta. **P. decidualis**, placentitis secondary to inflammation of the decidua.

**Placentoid** (*pla-sen'-toid*) [*placenta*, *πλακοῦς*, a flat cake; *ειδος*, like]. Resembling a placenta.

**Placentula** (*pla-sen'-tu-lah*) [dim. of *placenta*, *πλακοῦς*, placenta]. A small placenta.

**Placoderm**, **Placodermal** (*plak'-o-derm*, *plak-o-der'-mal*) [*πλάξ*, a plate; *δερμα*, skin]. In biology, having the skin covered with broad flat plates, as a fish.

**Placoid** (*plak'-oid*) [*πλάξ*, (*πλακ-*), a tablet; *ειδος*, form]. In biology, plate-like; applied to the ectoskeletal pieces of certain fishes.

**Placula** (*plak'-u-lah*) [*πλάξ*, a tablet, plate; *pl.*, *Placula*]. In biology, a little plate; applied to certain discoid embryos, which consist of a plate of cleavage cells.

**Placular** (*plak'-u-lar*) [*πλάξ*, a plate]. Plate-like; like a placula.

**Placulate** (*plak'-u-lāt*) [*πλάξ*, a plate]. Having the form of a placule.

**Placuntechos** (*plak-unt-ek'-os*) [*πλακοῦς*, a flat cake; *ἦχος*, echo]. The uterine souffle.

**Placuntitis** (*plak-un-ti'-tis*). Synonym of *Placentitis*.

**Pladaroma** (*plad-ar-o'-mah*) [*πλάδαρωμα*, wetness, softness; *pl.*, *Pladaromata*]. A soft wart, or tumor of the eyelid.

**Pladarosis** (*plad-ar-o'-sis*) [*πλάδαρός*, soft]. Synonym of *Pladaroma*.

**Plaga** (*pla'-gah*) [*πληγή*, stroke; *pl.*, *Plagæ*]. Wound; plague. In biology, a stripe or streak. **P. ignis**. Anthrax. **P. scapularis**. Same as *Parapsis*.

**Plagiobolia** (*pla-je-o-bol'-e-ah*) [*πλάγιος*, oblique; *βάλλειν*, to throw]. Imperfect or indirect emission of spermatic fluid into the vagina.

**Plagiocephalia** (*pla-je-o-sef'-al-le-ah*). See *Plagiocephaly*.

**Plagiocephalic** (*pla-je-o-sef-al'-ik*) [*πλάγιος*, oblique, twisted; *κεφαλή*, head]. Exhibiting or dependent on plagiocephaly.

**Plagiocephalous** (*pla-je-o-sef'-al-us*). Synonym of *Plagiocephalic*.

**Plagiocephaly** (*pla-je-o-sef'-al-e*) [*πλάγιος*, sidewise, slanting, oblique; *κεφαλή*, head]. In biology, a malformation of the head, produced by the closing of



half of the coronal suture, giving an oblique growth to the cranial roof.

**Plagiodont** (*pla'-je-o-dont*) [*πλάγιος*, oblique; *ὄδον*, tooth]. In biology, having the teeth oblique, as in the converging series seen in serpents.

**Plagiopatagium, of Kolenati** (*pla'-je-o-pat-a'-je-um*) [*πλάγιος*, oblique; *παταγίον*, a border, as of a gown]. In biology, that portion of the wing-membrane of bats included in the *endopatagium* and *mesopatagium*.

**Plagiotropic** (*pla'-je-o-trop'-ik*) [*πλάγιος*, oblique; *τροπος*, a turning]. In biology, exhibiting plagiotropism.

**Plagiotropism** (*pla'-je-o'-ro-pizm*) [*πλάγιος*, oblique; *τροπος*, a twining]. In biology, oblique geotropism; growth at an angle from the vertical axis, either upward or downward. Cf. *Orthotropism*.

**Plague** (*plāg*) [*πληγή*, a stroke]. A pest, or pestilence. A contagious and highly fatal epidemic which occurred in Europe in the 14th century, and also at later periods. The disease had many of the characteristic symptoms of malignant typhus fever, accompanied by buboes, carbuncles, pustules, petechiæ, and similar skin-affections. The period of incubation is from two to seven days; the disease appears in a *grave* or *ordinary* form, a *fulminant* form, and a *larval* or *abortive* form. P., **Black**, the plague which decimated the European nations in the 14th century. P., **Bubonic**, a very fatal, contagious epidemic disease, formerly prevalent in various parts of the world. It is characterized by fever, pain, swelling of the axillary, cervical, or inguinal lymphatic glands, delirium, coma, and in the majority of cases ends in death. P., **Cold**, a fatal form of bilious pneumonia. P., **Hunger**, relapsing fever. P., **Indian**. Synonym of *Pali*. P., **Levantine**, the plague of the eastern part of Europe. P., **Lung**, pleuropneumonia of cattle. P.-**sore**, a sore resulting from the plague. P.-**spot**, a spot characteristic of the plague. P., **Swine**, hog-cholera. P., **Syrian**. Synonym of *Aleppo boil*.

**Plagycephalus** (*pla'-je-sef'-al-us*). See *Plagicephalus*.

**Planæa** (*pla-ne'-ah*) [*planus*, flat]. In biology, a hypothetic, atomatous metazoan, having the form of a ciliated planula; morphologically, a simple diaderm; a *blastæa*.

**Planar, Planary** (*pla'-nar*, *pla'-nar-e*) [*planus*, flat]. Lying in a plane.

**Planarthragra** (*plan-ar-thra'-grah*) [*πλανᾶν*, to cause to wander; *ἄρθρον*, joint; *ἄγρα*, a seizure]. Gout which wanders from one joint to another.

**Planat's Tincture**. See *Picrotoxin*.

**Planate** (*pla'-nāt*) [*planus*, flat]. In biology, flat, flattened.

**Plane** (*plān*) [*planus*, flat]. Any flat and smooth surface, especially any assumed or conventional surface, whether tangent to the body, or dividing it. P. of **Aeby**, in craniometry, that passing through the nasion and the basion perpendicular to the median plane. P., **Alveo-condylean**, in craniometry, a plane passing through the alveolar point and tangent to the condyles. P., **Anterior Focal**. See under P., *Focal*. P., **Auriculo-infraorbital**, in craniometry, that passing through the upper edge of the auricular foramen and the lower edge of the orbit. P. of **Baer**, in craniometry, that passing through the upper border of the zygomatic arches. P., **Barclay's**. See P., *Palatine*. P. of **Blumenbach**, the surface parallel with the base of a cranium deprived of the lower jaw. P. of **Broca**. See P., *Visual* (of *Broca*). P. of **Busk**. See P., *Horizontal* (of *Busk*). P., **Camper's**, in craniometry, the plane passing through the auricular points and the base of the inferior nasal spine. P. of the **Chasma**, the plane drawn tangent to the punctum spinæ nasalis

posterioris and the punctum foraminis magni anterioris. P., **Coccygeal**. See under P., *Parallel* (of the *pelvis*). P. of **Daubenton**, in craniometry, that passing through the opisthion and the inferior borders of the orbits. P., **Double-inclined**, two rectangular boards united at an angle at their short sides. It is used in the treatment of fractures of the femur to support the limb and to relax certain muscles. P., **Dumontier's**. See P., *Horizontal* (of *Dumontier*). P. of **Dürer**, in craniometry, a plane tangent to the lobules of the ear and the base of the nose. P., **Focal**, one of the two planes drawn through the principal foci of a dioptric system, perpendicular to the axis, or line joining the two foci. P., **Frankfort**, in craniometry, the auriculo-infraorbital plane. P., **Glabello-lambdaidean** (of *Hamy*), in craniometry, the plane of the glabella and the lambda, perpendicular to the median plane. P., **Glabello-occipital**, in craniometry, the vertical plane passing through the line joining the glabella and the occiput. P. of *Hamy*. See P., *Glabello-lambdaidean*. P., **Holder's**. See P., *Horizontal* (of *Holder*). P., **Horizontal** (of *Busk*), in craniometry, that which, passing through the auricular points, is vertical to a plane drawn through those points and the bregma. P., **Horizontal** (of *Dumontier*), in craniometry, a plane tangent to the superior borders of the zygomatic arches. P., **Horizontal** (of *Holder*), in craniometry, the auriculo-infraorbital plane. P., **Horizontal** (of *Luca*), in biology, that passing through the axis of the zygomatic arches. P., **Horizontal** (of *Van Shering*), a plane tangent to the lower rim of the orbit and passing through the auricular points. P., **Inclined**, a plane forming an angle with the plane of the horizon; one of the mechanical powers. P., **Inclined** (of the *pelvis*); the ischiatic spines divide the pelvic cavity into two unequal sections. In the larger anterior section the walls slope toward the symphysis and pubic arch, and are known as the *anterior inclined planes*. Behind the spines, the lateral slopes are known as the *posterior inclined planes*. They slope in the direction of the sacrum and coccyx. P. of the **Ischium**, the lateral wall of the true pelvis. P. of **Luca**. See P., *Horizontal* (of *Luca*). P. of **Mastication**, that tangent to the masticating surface of the teeth of the upper jaw. P., **Meckel's**, in craniometry, that passing through the auricular and alveolar points. P., **Medial**, P., **Median**, P., **Mesial**, a plane, generally antero-posterior, dividing a body into two symmetric halves. The median plane of the animal body is termed the *meson*. P., **Merkel's**, in craniometry, that passing through the auricular points and the lower borders of the orbits. P. of **Morton**, in craniometry, that passing through the most prominent points of the occipital and parietal protuberances. P., **Munich**. See P., *Auriculo-infraorbital*. P., **Naso-iniac**, in craniometry, a plane passing through the nasion and the inion. P., **Naso-opisthiac**, a plane passing through the nasion and the opisthion. P., **Nuchal**, the surface of the occiput between the foramen magnum and the superior curved line. P., **Orbital**, the orbital portion of the upper maxilla, or the maxillary portion of the orbit. The visual plane of *Broca*. P., **Occipital**, the surface of the occiput above the superior curved line. P., **Palatine** (of *Barclay*), in craniometry, the plane tangent to the arch of the palate along the middle line. P., **Parallel** (of the *pelvis*), any plane intersecting the pelvic axis at a right angle, hence really not parallel. There are four parallel planes: one corresponds to the superior strait; the second extends from the middle of the sacrum to the level of the sub-pubic ligament; the third passes through the spines of the ischia; the fourth is the inferior strait.

**Ps. of the Pelvis**, four planes are generally described: the plane of the inlet, that of the outlet, the plane of pelvic expansion, and that of pelvic contraction. *The plane of the inlet, or brim*, is bordered by the linea terminalis, and has an elliptic contour, with a depression posteriorly, produced by the projection of the sacral promontory. Its diameters are—the *antero-posterior*, or *conjugate*, from the upper edge of the promontory of the sacrum to a point an eighth of an inch below the upper border of the symphysis, measuring 11 cm.; the *transverse*, the longest possible transverse distance, measuring 13½ cm.; and the *oblique*, from the upper edge of one sacro-iliac junction to the opposite iliopectineal eminence, measuring 12¾ cm. *The plane of the outlet* is bounded by the sub-public ligament, the pubic rami, the rami and tuberosities of the ischia, the sciatic ligaments, and the coccyx. Its diameters are—the *antero-posterior*, measuring 9½ cm (during labor 11 cm.), and the *transverse*, measuring 11 cm. *The plane of pelvic expansion* perforates the middle of the symphysis, the tops of the acetabula, and the sacrum between the second and third vertebrae. Its diameters are—the *antero-posterior*, measuring 12¾ cm., and the *transverse*, measuring 12½ cm. *The plane of pelvic contraction* passes through the tip of the sacrum, the spines of the ischia, and the under surface of the symphysis. Its diameters are—the *antero-posterior*, measuring 11½ cm., and the *transverse*, measuring 10½ cm. See *Pelvis*. **P. of Refraction**, a plane passing through a refracted ray of light and drawn perpendicular to the surface of the refracting medium. **P. of Regard**, a plane cutting the center of rotation of the eye and the point of fixation. **P. of Rolle**, in craniometry, that passing through the auricular and the alveolar points. **P., Sagittal**, any antero-posterior (cephalo-caudal) plane parallel with the meson or median plane. **P., Single-inclined**, a board arranged as an inclined plane, with the distal end elevated; it is used in the treatment of fractures of the lower limb. **P.-symmetric**, in chemistry, a term introduced by Wislicenus to indicate that class of unsaturated stereo-isomers in which similar substituting radicles lie on the same side of a *plane* passing through the points of junction of the linked carbon atoms. The contrasting condition is *central* (or *axial*) *symmetric* in which similar radicles are symmetric to an axis passing through the linked atoms. Maleic and fumaric acids are respectively plane-symmetric, and central-symmetric stereo-isomers. **P., Van Shering's**. See *P., Horizontal* (of Van Shering). **P., Visual**, the plane passing through the visual axis. **P., Visual** (of Broca), the orbital plane.

**Planesis** (*plan-el-sis*) [*πλάνησις*, wandering]. Wandering; mental aberration; metastasis.

**Planicaudate** (*plan-ik-aw'-dāt*) [*planus*, flat; *cauda*, tail]. In biology, having a flattened tail.

**Planicipital** (*plan-is-ip'-it-al*) [*planus*, flat; *caput*, head]. In biology, having a flat head.

**Planidorsate** (*plan-id-or'-sāt*) [*planus*, flat; *dorsum*, back]. In biology, having a flat back.

**Planiform** (*plan'-if-orm*) [*planus*, flat; *forma*, form]. In anatomy, presenting a flat surface.

**Planipennate** (*plan-ip-en'-āt*) [*planus*, flat; *penna*, wing]. In biology, having flat wings.

**Planipetalous** (*plan-ip-et'-al-us*) [*planus*, flat; *πέταλον*, petal]. In biology, having flat petals.

**Planirostral** (*plan-e-ros'-tral*) [*planus*, flat; *rostrum*, beak]. In biology, having a flattened beak.

**Planispiral** (*plan-is-pi'-ral*) [*planus*, flat; *spira*, a coil]. In biology, coiled in one plane.

**Planities** (*plan'-it-ēz*) [*planus*, flat]. Plane; also, the sole of the foot.

**Planktology** (*plank-tol'-o-jē*) [*plankton*, the drifting life of the sea, from *πλανήτης*, wandering, roaming; *λόγος*, science]. In biology, the department of science which treats of the constituents, character, distribution, evolution and relations of the plankton or drifting organisms of the ocean.

**Plankton** (*plank'-ton*) [*πλανήτης*, wandering, roaming]. In biology, the term proposed by Hensen and adopted by Hæckel to designate all plants and animals found at the surface of the ocean and which are carried about involuntarily in the water (*ploteric*). It corresponds to the German terms *Auftrieb* and "*pelagischer Mulder*" introduced by Johannes Müller; and is employed in contradistinction to *benthos* (*βένθος*, the bottom of the ocean; hence the organisms living there) and *nekton* (the *actively swimming surface* organisms). Plankton may be separated into **Limnoplankton**, the swimming and floating population of fresh water, and **Haliplankton** or that of salt water; or again into **Oceanic Plankton** or that of the open ocean, and **Neritic Plankton**, or that of the coast regions. Hæckel also distinguishes: (a) **Pelagic Plankton**, those actively swimming or passively floating animals or plants which are taken at the surface of the sea; no matter whether they are found alone or at a variable depth below the surface, they constitute the *superficial* and *interzonal* organisms of Chun. (b) **Zonary Plankton**, those organisms which occur only at definite depths of the ocean, and are only occasionally found above and below this, e.g., many *Phaeodaria* and *Crustacea* and *Siphonophora*. (c) **Bathybic Plankton**, animals of the deep sea, which only hover upon the bottom but never touch it, whether they stand in definite relation to the abyssal benthos or not, e.g., *Tomopteris euehata*, *Megalocercus abyssorum*. (d) **Autopelagic Plankton**, the constant superficial fauna and flora of the sea, e.g., *Eucopidæ*, *Forskaliidæ*, *Eucharis*, sp., *Bolina*, sp., *Sagitta punctata*, *Pontellina*, sp., etc. (e) **Bathypelagic Plankton**, all those organisms which occur not merely at the surface, but extend down into the depths; these are called by Chun interzonal pelagic animals. Here belongs properly the chief mass of the plankton. These last organisms may be distinguished as: (1) **Nyctipelagic**, those which rise to the surface only at night, living in the depths during the day; very many *Medusæ*, *Siphonophora*, *Pyrosoma*, most *Pteropoda* and *Heteropoda*, very many *Crustacea*, etc. (2) **Chimipelagic**, those which appear at the surface only in winter, and in summer are hidden in the depths; *Radiolaria*, *Medusæ*, *Siphonophora*, *Ctenophora*, a part of the *Pteropoda*, and *Heteropoda*, many *Crustacea*, etc. (3) **Allopelagic**, those which perform irregular vertical wanderings, sometimes appearing at the surface, sometimes in the depths, independently of changes of temperature. (f) **Spanipelagic Plankton**, those animals which always live in the ocean-depths (zonary or bathybic) and come to the surface only exceptionally and rarely. **Holoplanktonic** organisms, those that pass their whole life and whole cycle of development hovering in the ocean, with no relation whatever to the benthos; here belong the greater part of the diatoms, and oscillaria, all *Murraycites* and *Peridinea*, all *Radiolaria*, many *Globigerina*, the hypogenetic *Medusæ*, all *Siphonophora* and *Ctenophora*, all *Chatognatha*, *Pteropoda*, the *Copelata*, *Pyrosoma*, and *Thalidia*, etc. **Mero-planktonic** organisms, on the contrary, are found in the sea only for a part of their life, passing the other part vagrant or sessile in the benthos, e.g., a part of the diatoms and oscillaria, the planktonic fucoids, the metagenetic medusæ, some turbellarians and annelids,



the "pelagic larvæ" of hydroids and corals, many helminthes, echinoderms, apachala, gasteropods, etc. Plankton may be **Monotonic** (simple tow-stuff), showing a homogeneous composition, or it may be **Polymixic** (mixed tow-stuff), composed of organisms of different species and classes in such a way that no one form or group of forms composes more than one-half of the whole volume.

**Planktonic** (*plank-ton'ik*) [*plankton*, the drifting life of the sea]. In biology, pertaining to plankton.

**Planoblast** (*plan'-o-blast*) [*πλάνος*, wandering; *βλαστός*, germ]. In biology, the free swimming medusoid bud, or gonophore of a gymnoblastic hydrozoan, as distinguished from the sedentary bud or *hedrioblast*, *q. v.*

**Planoblastic** (*plan-o-blas'tik*) [*πλάνος*, wandering; *βλαστός*, germ]. In biology, pertaining to a planoblast.

**Plano-cellular** (*plan-o-sell'-u-lar*) [*planus*, flat; *cellula*, cell]. Flat-celled.

**Plano-concave, Plano-convex** (*pla' - no - kon - kāv' , pla'-no-kon-veks'*). See *Lens*.

**Planodia** (*plan-o'-de-ah*) [*πλάνη*, a wandering; *ὁδός*, a way]. Any false or artificial passage made by an instrument.

**Planogamete** (*plan'-o-ga-mèt*) [*πλάνη*, a wandering; *γαμεῖν*, to marry]. In biology, a ciliated form of gamete, or protoplasmic conjugating body; a zoögamete. Cf. *Gamele*.

**Planogastrula** (*plan-o-gas'-tru-lah*) [*planula* (*πλάνος*, wandering); *gastrula*, a two-layered, saccular germ (*γαστήρ*, belly)]. The name applied by Hæckel in his gastræa theory to that stage in the evolution of the *gastrula* from the *planula*, characterized by the hollowing out of the endoderm of the latter.

**Planomania** (*plan-o-ma'-ne-ah*) [*πλάνος*, wandering; *μανία*, madness]. A morbid and insane desire for wandering.

**Plant** [*planta*, a plant]. Any member of the vegetable kingdom. **P., Aerial P., Air**, a plant which derives its nourishment from the air. **P., Carnivorous**. Synonym of **P., Insectivorous**. **P., Flowering**. See *Phanerogam*. **P., Flowerless**. See *Phanerogam*. **P., Insectivorous**, a plant which entraps and digests insects: *e. g.*, *Drosera rotundifolia*. **P., Pitcher**. See *Pitcher-plant*. **P., Sensitive**, *Mimosa pudica*, and other species, the leaves of which contract when they are touched.

**Planta** (*plan'-tah*) [*L.*]. 1. A plant. 2. The sole of the foot. **P. pedis**, the sole of the foot.

**Plantago** (*plan-ta'-go*) [*L.*, gen. *plantaginis*]. The leaves of *P. major* and *P. lanceolata*, or common ribbed grass, or plantain. The bruised fresh leaves are a popular remedy for hemorrhage, painful abrasions of the skin, burns, erysipelas, etc. Dose  $\mathfrak{m}$ v-xv. Unof.

**Plantain** (*plan'-tān*) [*ME.*, *planteyne*, plantain]. 1. Same as *Plantago*. 2. The tropical plant *Musa paradisiaca*, and its fruit; they are of great economic importance in the tropic regions as a food for mankind.

**Plantar** (*plan'-tar*) [*plantaris*; *planta*, sole of the foot]. Pertaining to the sole of the foot. **P. Aponeurosis**. Synonym of *P. Fascia*. **P. Arch**, a name given to one of the parts into which the external plantar artery is divided. **P. Arteries**. See *Arteries*, *Table of*. **P. Fascia**, the dense, triangular-shaped aponeurosis occupying the middle and sides of the sole of the foot beneath the integument. **P. Muscle**. See *Muscles*, *Table of*. **P. Nerve**. See *Nerves*, *Table of*. **P. Reflex**. See *Reflexes*, *Table of*. **P. Tubercle**, the tubercle of the first metatarsal bone, and to which the tendon of the peroneus longus muscle is attached.

**Plantaria** (*plan-ta'-re-ah*). Synonym of *Dengue*.

**Plantaris** (*plan-ta'-ris*) [*planta*, sole of the foot]. See *Plantar*. **P. Muscle**. See *Muscles*, *Table of*.

**Plantigrade** (*plan'-tig-rād*) [*planta*, sole; *gradi*, to walk]. Bringing the entire length of the sole of the foot to the ground in walking, as is seen in the bear and in certain birds which apply the back of the tarsus as well as the toes to the ground in walking.

**Plantivorous** (*plan-tiv'-o-rus*) [*planta*, plant; *vorare*, to devour]. In biology, living on plants, *e. g.*, caterpillars.

**Plantosseous** (*plan-tos'-e-us*) [*planta*, sole; *osseosus*, bony]. Both plantar and interosseous.

**Plantosseus** (*plan-tos'-e-us*) [*planta*, sole; *osseosus*, bony]. Any plantar interosseous muscle.

**Plantula** (*plan'-tu-lah*) [*planta*, the sole of the foot: *pl.*, *Plantule*]. In biology, the appendage, generally cushion-like, between the claws of certain insects; it corresponds to the structure in other forms called *onychium* and *pulvillus*.

**Plantular** (*plan'-tu-lar*) [*plantula*, a little plant]. Pertaining to a plantula.

**Planula** (*plan'-u-lah*) [*πλάνος*, wandering; *pl.*, *Planule*]. In biology, the globular or oval, free-swimming, two-layered, solid larva of certain of the *Porifera* and *Cœlenterata*. It is destitute of a mouth or blastopore, and succeeds the *blastula* in those metazoans in which gastrulation takes place by immigration and delamination, instead of by invagination. The planula is succeeded by the *Planogastrula* and this in turn by the *gastrula* stage proper, with its blastopore. Salensky describes a three-layered planula in the *Rotatoria* and other forms. The term planula was first applied by Dalzell to the motile larvæ of certain hydrozoans ("zoöphytes"), but it has come to have a broader application. Planula may be regarded as the ancestral form of the *Cnidaria*. It appears to correspond to the *parenchymula* of Metschnikoff.

**Planulan** (*plan'-u-lan*) [*πλάνος*, wandering]. A planula.

**Planular** (*plan'-u-lar*) [*πλάνος*, wandering]. Pertaining to a planula.

**Planuliform** (*plan'-u-lif-orm*) [*πλάνος*, wandering; *forma*, form]. In biology, resembling a planula.

**Planuloid** (*plan'-u-loid*) [*πλάνος*, wandering; *εἶδος*, like]. Resembling a planula.

**Planum** (*plan'-um*) [*L.*]. A plane or surface.

**Planuria** (*pla-nu'-re-ah*) [*πλάνος*, astray; *οἶρον*, urine]. The discharge of urine through passages other than the normal duct.

**Plaque** (*plak*) [*Fr.*]. A plate, patch or spot. **P., Blood**. See *Blood-plaque*. **P., Mucous**, **P. mucqueuse** [*Fr.*]. Mucous patch; condyloma latum. **Plaques, Pterygoidean**. See *Pterygoidean*. **Ps., Sclérose en**. See *Sclérose en plaques*.

**Plasm** (*plazni*) [*πλάσμα*, a figure molded from clay or wax]. In biology, same as *Plasma*. **P., Germ**, a distinct form of protoplasm acting as the vehicle of inheritance.

**Plasma** (*plaz'-mah*) [*πλάσμα*, a thing molded]. 1. The original undifferentiated substance of nascent living matter. The primordial protoplasm or "physical basis of life." 2. The fluid part of the blood and the lymph; the blood and lymph exclusive of the corpuscles. See *Blood-plasma* and *Liquor sanguinis*. **P.-cells of Waldeyer**, the highly vacuolated connective-tissue cells, irregular, extended or spindle-shaped. They probably bear a somewhat constant relation to young tissues in which the formation of new blood-vessels is still progressing. **P.-fibrin**, Landois' term for fibrin formed in the usual way, as distinguished from *stroma-fibrin*, or that formed directly from stroma.

**P.-globulin.** Same as *Paraglobulin*, *q. v.* **P., Histogenetic, P., Lymph**, the fluid part of the lymph. **P. of Invertebrates**, that perivascular or intercellular fluid of invertebrates which corresponds to the blood of vertebrates. It is both respiratory and nutritive in function, clots like vertebrate blood, contains fibrinogen and a substance corresponding to hemoglobin, and is called by Fredericq *hemocyanin*; it is also in some instances a reddish lipochrome pigment *tetronerythrin*. **P., Muscle**, the fluid obtained from muscle by pressure at a low temperature, 1° C. It is spontaneously coagulable, forming *myosin*. **P., Nutritive**, the portion of the cell devoted to nutritive functions. **P. sanguinis**, blood-plasma. **P., Somatic**. Synonym of *P., Histogenetic*.

**Plasmasome** (*plaz'-mas-ōm*) [*πλάσμα*, a molded figure; *σῶμα*, body]. In biology, a protoplasmic corpuscle.

**Plasmatic** (*plaz-mat'-ik*) [*πλάσμα*, a molded figure]. Same as *Plasmic*. **P. Stain**. See *Plasmic Stain*.

**Plasmatoparous** (*plas-mat-op'-ar-us*) [*plasma*, a molded figure; *parere*, to bring forth]. In biology, a term applied to certain species of fungi (e.g., *Peronospora densa*, Rab., and *P. pygmaea*, Ung.), in which the whole protoplasm escapes from the spore in a mass through the opening of a papilla-like point in the wall, and at once becoming globular, secretes a cellulose membrane and subsequently germinates by the emission of a short, thick germ-tube. (Bennett and Murray.)

**Plasment** (*plaz'-ment*) [*πλάσμα*, something molded]. A proprietary emollient and lubricant application made from Iceland moss.

**Plasmic** (*plaz'-mik*) [*πλάσμα*, a molded figure]. In biology, of or pertaining to protoplasm; formative, protoplasmic. **P. Stain**, a pigment which colors the tissue uniformly throughout, employed in microscopy as a ground or counter-stain, following and in contrast with a nuclear stain. Thus, after blue or green nuclear or specific stains, use benzo-purpurin (brownish red), eosin (yellowish-red), erythrosin (pink), orange, or acid fuchsin (orange); after red use picric acid (yellow). See *Stains*, *Table of*, also, *Stain*, *Nuclear Stain*, *Specific Stain*.

**Plasmin** (*plaz'-min*) [*πλάσμα*, a molded figure]. Denis mixed uncoagulated blood with a saturated solution of sodic sulphate, and allowed the corpuscles to subside. The salted plasma thus obtained he precipitated with sodic chlorid. The precipitate, when washed with a saturated solution of sodic chlorid, he called *plasmin*. Mixed with water, it coagulates spontaneously, resulting in the formation of fibrin, another proteid remaining in solution. According to Denis' view, fibrin is produced by the splitting up of plasmin into two bodies—fibrin and a soluble proteid. (Landois and Stirling.)

**Plasmochyma** (*plaz-mok'-im-ah*) [*πλάσμα*, plasma; *χῆμα*, juice]. The portions in the cytochylema rich in proteids; paraplasma; heteroplasma; the fluid substance of a cell.

**Plasmode** (*plaz'-mōd*). Same as *Plasmodium*.

**Plasmodiblast** (*plaz-mo'-dib-last*). See *Trophoblast*.

**Plasmodieresis** (*plaz-mo-di-er'-es-is*) [*πλάσμα*, plasma; *διαίρειν*, to divide in two parts]. The division of the cell-body, in contradistinction to the division of the cell-nucleus.

**Plasmodiocarp** (*plas-mo'-de-o-karp*) [*πλάσμα*, a molded figure; *εἶδος*, form; *καρπός*, a fruit]. In biology, applied to the fructification of fungi when of irregular shape.

**Plasmodiocarpous** (*plaz-mo-de-o-kar'-pus*) [*πλάσμα*, a molded figure; *εἶδος*, form; *καρπός*, a fruit]. Resembling a plasmodiocarp.

**Plasmodium** (*plaz-mo'-de-um*) [*πλάσμα*, a molded figure; *εἶδος*, form; *pl.*, *Plasmodia*]. In biology: (a) the naked, motile mass of protoplasm formed by the organic fusion of two or more amebiform bodies, as in the mesodermic cells of young *Spongilla*, *Bipinnaria*, many *Annelida* and by phagocytes in general; (b) the colossal ameboid organism or vegetative body (also called *plasmode*) formed by the coalescence of peculiar swarm-spores in the *Myxomycetes* (e.g., *Fuligo varians*, or, as it is more commonly called, *Æthaliium septicum* or "flowers of tan"), or by the mere aggregation of such swarm-spores in the *Acrasieae*. **P. malariae**. Synonyms, *Hematophyllum malariae*, *Hematozoön of Malaria*, *Laveran's Bodies*, *Laveran's Organisms*; a parasite found in the blood of persons suffering from malaria. Many different forms have been observed, which by some are held to be stages in the life-history of the same organism, by others to be different species. As to the nature of the parasite it is generally admitted that it is a *Protozoön*. See *Polimitus malariae*, Danilewsky, under *Parasites (Animal)*, *Table of*. The development and multiplication of the organism take place within the red corpuscles. Typical intermittent fever is associated with large forms of the parasite, which differ somewhat according as the fever is a tertian or quartan intermittent. In the former case the developmental cycle of the organism occupies two days, in the latter three. In both forms the small intracorporeal ameboid body enlarges and gradually fills the entire cell, becoming pigmented at the same time. The pigment-granules are formed from the hemoglobin of the blood corpuscle. When the plasmodia have acquired a certain size, the pigment-granules begin to aggregate at the center of the body. At this time, in the quartan form, the organism becomes radially striate, or roset-shaped. The further step consists in the breaking up of the organisms into a number of small spheric bodies, the young plasmodia. The blood-corpuscle is destroyed, and the small free elements enter other red cells. In the tertian form the cycle is similar, but more rapid and active; the blood-corpuscle becomes decolorized much sooner; the pigment-granules are smaller, and the parasite forms from 15 to 20 new cells, while in the quartan only from 6 to 12 are produced. In quotidian intermittent, the organisms are small, possess very active ameboid movements (that can be observed within the red corpuscles), and become pigmented just before each paroxysm. Then they divide into spores. Peculiar crescentic bodies, endoglobular and ectoglobular, have also been described. They occur in acute forms, but are most constant in malarial cachexia. The significance of certain flagellate bodies has not been fully determined. The Italian writers generally believe that the various forms are distinct species, while Laveran and others look upon them as developmental variations of the sporozoön. As to the relation of the parasite to malaria, the evidence of its being an etiologic one is very strong. The constant presence of the organisms, the fact of their causing rapid destruction of the red corpuscles, their disappearance coincidently with the symptoms on the administration of quinin, and the successful inoculation of the disease from man to man, are points strongly in favor of their etiologic relation to the disease. The organism has not yet been cultivated artificially outside of the body. **P., Small**, a variety or species present in remittent and pernicious forms of malaria.

**Plasmogen** (*plaz'-mo-jen*) [*πλάσμα*, a molded figure; *γενής*, producing]. In biology, germ-plasm, true protoplasm, bioplasm, anabolic perfection in plasma.

**Plasmogony** (*plaz-mog'-o-ne*) [*πλάσμα*, a molded



figure; *γονεία*, generation]. In biology, the generation of an organism from plasma.

**Plasmokinesis** (*plaz-mo-kin-e'-sis*) [*πλάσμα*, plasma; *κίνησις*, motion]. Indirect protoplasmic cell-division.

**Plasmology** (*plaz-mol'-o-je*) [*πλάσμα*, a molded figure; *λόγος*, science]. In biology, the study of cells and cell-stuff, or plasma; histology.

**Plasmolysis** (*plaz-mol'-is-is*) [*πλάσμα*, plasm; *λύειν*, to loose]. In biology: (a) the separation of cell-protoplasm from the inclosing cell-wall; (b) the contraction of living protoplasm under the influence of reagents.

**Plasmolytic** (*plaz-mo-lit'-ik*) [*πλάσμα*, plasm; *λύσις*, a loosing]. In biology, exhibiting or characterized by plasmolysis. **P. Agent**, any substance that causes contraction of protoplasm.

**Plasmoma** (*plaz-mo'-mah*) [*πλάσμα*, plasm; *μα*, tumor; *pl.*, *Plasmomata*]. A fibro-plastic tumor.

**Plasmon** (*plaz'-mon*) [*πλάσμα*, a thing molded]. An albuminous food-product, introduced by Siebold, of high nutritive property and easily absorbed.

**Plasmoschisis** (*plaz-mos'-kis-is*) [*πλάσμα*, plasma; *σχίσις*, cleavage]. A name given by Löwit to the separation of protoplasmic particles from the bodies of leukocytes, first observed by him in the blood of crabs kept at a low temperature.

**Plasmosoma** (*plaz-mo-so'-mah*) [*πλάσμα*, plasm; *σώμα*, body; *pl.*, *Plasmosomata*]. A karyosoma, especially one which is safranophilous.

**Plasodermatosis** (*plaz-o-der-mat-o'-sis*) [*πλάσσειν*, to form; *δέρμα*, skin; *νόσος*, diseases]. A skin-affection characterized by the formation of new tissue.

**Plasodermatitis** (*plaz-o-der-mit'-tis*) [*πλάσμα*, plasma; *δέρμα*, skin; *τις*, inflammation]. A neoplasm of the skin, of inflammatory origin.

**Plasome** (*plaz'-sōm*) [*πλάσμα*, a molded figure; *σώμα*, body, matter]. In biology, one of the hypothetical, minute vital particles of Wiesner and Brücke, resembling, as regards their properties, the *pangenes* of De Vries and the *biophors* of Weismann.

**Plasson** (*plaz'-son*) [*πλάσσειν*, to form or mold]. In biology, primitive or undifferentiated protoplasm; the cell in the cytode stage.

**Plastauxia** (*plaz-tauks'-e-ah*) [*πλάσσειν*, to mold; *αὔξη*, increase]. An increase of plasticity.

**Plaster** (*plaz'-ter*) [*ἐμπλαστρον*, *emplastron*, plaster]. An adhesive, solid or semi-solid medicinal substance spread upon cloth or other flexible substance, for application to the external part of the body. According to the principal ingredient, it is called Emplastrum Aconiti, Ammoniaci, Arnicae, Belladonnae, Capsici, Hydrargyri, Pice cum cantharidæ, Resinae, Saponis, etc. **P.**, **Adhesive**, resin-plaster. The adhesive plaster used by surgeons must be warmed before being applied; it will also stick after having been dipped in ether. **P.**, **Antiseptic**, a plaster consisting of the ordinary adhesive plaster dipped in a hot solution of carbolic acid (1 to 60). **P.**, **Black**, lead plaster. **P.-cast**, a model of an object produced by pouring plaster-of-Paris mixed with water into a mold of that object. **P.**, **Court**, a plaster prepared by dissolving 30 grams of isinglass in enough water to make 360 grams, and spreading the mixture thinly upon silk in two portions, one the watery solution, the other mixed with 120 grams of alcohol and three of glycerin. The reverse side of the silk is painted with tincture of benzoin. It adheres firmly to the skin when moistened. **P.**, **Diachylon**. Synonym of **P.**, **Lead**. See *Plumbum*. **P.**, **English**. Synonym of **P.**, **Court**. **P.**, **Isinglass**, a substitute for adhesive plaster, used in superficial wounds. **P. Jacket**, a bandage surrounding the trunk, and made of plaster-of-Paris. It is

used in caries of the vertebrae. **P.**, **Lead**. See *Plumbum*. **P.**, **Logan's**, a plaster containing litharge, lead carbonate, Castile soap, butter, olive-oil, and mastic. **P.-machine**, an apparatus used by pharmacists for spreading plasters. **P.**, **Mahy's**, one containing lead carbonate, olive-oil, yellow wax, lead-plaster, and Florentine orris. **P.**, **Mercurial**. See *Hydrargyrum*. **P.**, **Miraculous**, one containing red oxide of lead, olive-oil, alum, and camphor. **P.-mull**, a plaster made by incorporating with mull or thin muslin a mixture of gutta-percha and some medicament dissolved in benzoin. **P.**, **Mustard**, one made by spreading upon muslin powdered mustard, or a mixture of mustard with flour or other powder, reduced to the consistency of paste by the addition of water. **P.-of-Paris**, gypsum, or calcium sulphate, used for making stiff or immovable bandages or dressings, or for the preparation of casts. **P.**, **Pitch**, a plaster containing Burgundy pitch, frankincense, resin, yellow wax, oil of nutmeg, and olive-oil. See *Pix*. **P.**, **Rademacher's**, a plaster composed of red lead, olive-oil, amber, camphor, and alum. **P.**, **Resin**, a plaster composed of resin, lead-plaster, and yellow wax or hard soap. See *P.*, *Adhesive*, and *Resina*. **P.**, **Rubber**, a plaster in which the adhesive material is spread on thin muslin, and which sticks without being previously warmed. **P.**, **Soap**, soap and lead-plaster, with or without resin. **P.**, **Spice**, a plaster composed of yellow wax, suet, turpentine, oil of nutmeg, olibanum, benzoin, oil of peppermint, and oil of cloves. **P.**, **Sticking**, emplastrum resinae. See *Resina*. **P.**, **Stomach**. See *P.*, *Spice*. **P.**, **Strengthening**, emplastrum ferri. **P.**, **Surgeons'**, adhesive plaster. **P.**, **Thapsia**, one containing yellow wax, Burgundy pitch, resin, terebinthina cocta, Venice turpentine, glycerin, and thapsia resin. **P.**, **Vesicating**. Same as *Cantharides Plaster*. **P.**, **Vigo**, one containing lead-plaster, yellow wax, resin, olibanum, ammoniac, bdellium, myrrh, saffron, mercury, turpentine, liquid storax, and oil of lavender. **P.**, **Warm**, **P.**, **Warming**, emplastrum picis cum cantharide.

**Plastering** (*plaz'-ter-ing*) [*ἐμπλαστρον*, a plaster]. A method of improving wines largely practised in Southern Europe. It consists in adding plaster-of-Paris (burnt gypsum) either to the unpressed grapes or to the must. The plaster takes up water, and so increases the alcoholic strength of the fermenting must. The wine is given better keeping-qualities, as well as deeper color. However, soluble acid sulphate of potassium is left dissolved in the wine, and has an injurious effect upon the consumers of the wine.

**Plastic** (*plaz'-tik*) [*πλάσσειν*, to mold]. Capable of being formed or molded; plasmic; formative; easily modified; applied to morbid processes attended with fibrinous exudate. **P. Bronchitis**, pseudo-membranous bronchitis. **P. Linitis**, a name given to cirrhosis of the stomach. **P. Lymph**, the inflammatory exudate that covers wounds or inflamed serous surfaces, and which becomes organized by the development in it of blood-vessels. **P. Operation**, the restoration of lost parts by the transfer of tissue from an adjacent part or by transplantation. **P. Surgery**, the art of performing plastic operations; the surgical replacement of lost parts.

**Plasticity** (*plaz-tis'-it-e*) [*πλάσσειν*, to mold]. Plastic force. The quality of being plastic.

**Plasticule** (*plaz'-tik-ül*) [*πλάσσειν*, to mold]. A molecule of plastic material not yet fully organized.

**Plastid** (*plaz'-tid*) [*πλαστός*, verbal adj. of *πλάσσειν*, to mold or form]. In biology: (a) any unicellular elementary organism, cell, or cytode; a cell; a mass of protoplasm or of plastic material; (b) one of a class of protoplasmic granules in the protoplasm of certain plant-cells; they are referred to three

types the synonymy of which is given by Goodale as follows:—

	OLDER NOMENCLATURE.	SCHIMPER.	MEYER.	VAN TIEGHEM
General Term.		Plastid.	Trophoplast.	Leucite.
	Colorless protoplasmic granule.	Leukoplastid.	Anaplast.	Leucite proper.
Special Term.	Chlorophyll-granule.	Chloroplastid.	Autoplast.	Chloro-leucite.
	Color-granule.	Chromoplastid.	Chromoplast.	Chromo-leucite.

**P.**, **Connective-tissue**, the connective-tissue corpuscles.

**Plastidium** (*plas-tid'-e-um*) [dim. of πλαστός, formed: *pl.*, *Plastidia*]. The cell, or plastid, considered with reference to its evolutionary or developmental possibilities. See *Plastid*.

**Plastidular** (*plas-tid'-u-lar*) [πλαστός, formed]. Pertaining to plastidules.

**Plastidule** (*plas'-tid-ül*) [πλαστός, verbal adj. of πλάσσειν, mold, form]. In biology: (a) a protoplasm-molecule; (b) a term proposed by Elsberg as a substitute for *gemmule* as used by Darwin. See *Heredity*, *Gemmule*, *Plaphor*, *Pangene*, *Plasome*. **P.** of Elsberg, the ultimate physical units of living matter. See *Heredity*.

**Plastilytic** (*plas-tit-il'-ik*) [πλαστός, molded; λύνειν, to dissolve]. Diminishing plasticity, or tending to soften plastic materials.

**Plastin** (*plas'-tin*) [πλαστός, verbal adj. of πλάσσειν, to form, mold]. In biology, one of the nucleins or special nitrogenous proteids more insoluble in alkalies and poorer in phosphorus than others; called *cytoplasm* by Schwartz. Cf. *nuclein*, *histon*, *adenin*.

**Plastocolysis** (*plas-to-kol'-is-is*) [πλαστός, molded; κόλωσις, hindrance]. Arrest of development.

**Plastodynamia** (*plas-to-di-nam'-e-ah*) [πλαστός, molded; δύναμις, power]. Nutritive plastic power.

**Plastodynamic** (*plas-to-di-nam'-ik*) [πλαστός, molded; δύναμις, force]. Pertaining to nutritive power.

**Plastoprolepsis** (*plas-to-pro-lep'-sis*) [πλαστός, molded; πρόληψις, anticipating]. Premature development of an organ or part.

**Plastral** (*plas'-tral*) [*plastron*, a breast-plate]. In biology, of or pertaining to the *plastron*, *q. v.*

**Plastron** (*plas'-tron*) [Fr., "breast plate"]. The sternum and costal cartilages, with the attached parts, such as are removed when a post-mortem examination is made of the condition of the thorax. In biology: (a) the ventral portion of the exo-skeleton of a tortoise or turtle; (b) one of the similar ventral, exoskeletal plates of certain amphibia; (c) the ventral shield of the fossil armadillo; (d) a colored area on the ventral surface of a bird.

**Plastrum** (*plas'-trum*) [an accom. form of *plastron*, a breastplate; *pl.*, *Plastra*]. Same as *Plastron*.

**Plate** (*plat*) [ME., *plate*, a plate]. The horizontal plate of the ethmoid bone constituting the floor of the olfactory fossa and perforated for the passage of the olfactory nerves. **P.**, **Abdominal**. See *P.*, *Lateral Mesoblastic*. **P.**, **Ambulacral**, one of the coronal plates of a sea-urchin, which are perforated to form part of an ambulacrum. **P.**, **Approximation**, one of the plates of decalcified bone or other material, leaving a central hole and openings for sutures in the margin, which are used in enterectomy to bring the resected ends of intestine together. Also known as *Senn's Plate*. **P.**, **Auditory**, the plate of bone forming the roof of the

auditory meatus. **P.**, **Axial**, the primitive streak of the embryo. **P.**, **Basilar**, **P.**, **Basicranial**, in embryology, the cartilaginous plate at the anterior end of the notochord, formed by the latter and the parachordal cartilages. **P.**, **Blood**. See *Blood-plaque*. **P.**, **Bone**. Synonym of *P.*, *Approximation*. **P.**, **Branchial**, one of the branchial arches of the embryo. **P.**, **Cathammal**, in biology, one of the vascular lamellae of certain *Medusae*, formed by the pressing together of the two layers of the persistent endoderm by the subumbrellar and exumbrellar jelly. **P.**, **Cribriform**, the anterior fossa of the base of the skull. **P.**, **culture**, in biology, a method devised by Koch to separate bacteria by pouring the liquid, gelatin culture-medium upon a sterilized glass plate, after inoculation. The plates of Koch have been replaced somewhat by *Petri's Dishes*, *q. v.* **P.**, **Dorsal**, each of the two longitudinal ridges on the dorsal surface of the embryo, which subsequently join to form the neural canal. **P.**, **Electric**, the finely granular end-plates composed of nerve-endings and large cells, found in the electric organs of electric fishes. **P.**, **End**, a term given to the termination of a motor nerve in a muscle-fiber. **P.**, **Equatorial**, in biology, the compressed mass of chromatic segments, aggregated about the equator of the nuclear spindle at a certain stage of karyokinesis. It is also called *nuclear plate*, *nuclear disc*, *mother-star*. **Ps.**, **Facial**, the fronto-nasal and external group of nasal and maxillary plates of the embryo. **P.**, **Flesh**. See *Lamella carnosae*. **P.**, **Foot**, the flat, plate-like portion of the stapes which fills the fenestra ovalis. **P.**, **Frontal**, in the fetus, a cartilaginous plate interposed between the lateral parts of the ethmoid cartilage and the lesser wings and anterior portion of the sphenoid bone. **P.**, **Fronto-nasal**, the middle of the facial plates, which subsequently forms the external nose. **P.**, **Gill**, a bronchial lamina of molluscs. **P.**, **Gray**. Synonym of *Lamina cinerea*. **P.**, **Ground**, the ground-substance of connective tissue and endothelial cells, in which are embedded the nucleus and intracellular network. **P.**, **Hair**. Synonym of *Scales*, *Hair*. **Ps.**, **Hyoid**, the second pair of the subcranial plates of the embryo, from which the hyoid bone is in part developed. **P.**, **Inferior Maxillary**, in the embryo, the first pair of subcranial plates from which the mandible is developed. **P.**, **Internasal**. Synonym of *P.*, *Fronto-nasal*. **P.**, **Intervertebral**, the disc of fibro-cartilage between adjacent vertebrae. **P.**, **Intrafissural** (*of the pia*), the fold of pia passing into the ventral fissure of the spinal cord. **P.**, **Lateral Mesoblastic**, the thick portion of the mesoblast situated one on each side of the notochord. Each plate splits into two portions, the ectal divisions coalescing to form the body-wall, or *Somatopleure*, the ental, to form the *Splanchnopleure*, or visceral covering. **P.**, **Ligamentous**, one of the intervertebral fibrous discs of the embryo. **P.**, **Mandibular**. Synonym of *P.*, *Inferior Maxillary*. **P.**, **Maxillary**. Synonym of *P.*, *Inferior Maxillary*. **P.**, **Medullary**. Synonym of *P.*, *Dorsal*. **P.**, **Mesenteric**, **P.**, **Mesentery**, **P.**, **Mesial**. Synonyms of *P.*, *Lateral Mesoblastic*. **P.**, **Motor**. Synonym of *P.*, *End*. **P.**, **Muscle**, **P.**, **Muscular**. See *Myocomma*. **P.**, **Negative**, of a storage cell, that plate which by the action of the changing current is partly covered with a coating of spongy lead; of a *voltic cell*, that element of a voltaic couple which is negative in the electrolyte of the cell. **P.**, **Nuclear**. Synonym of *P.*, *Equatorial*. **P.**, **Orbital**: (1) the smooth plate of the ethmoid bone forming part of the inner wall of the orbit; (2) of the frontal bone, a horizontal plate forming the roof of the



orbit. **P.**, **Palate**, of the palate bone, the horizontal portion which, with its fellow of the opposite side, forms the greater part of the hard palate. **P.**, **Parachordal**. Synonym of *P.*, *Lateral Mesoblastic*. **P.**, **Positive**, of a voltaic cell, the electro-positive element of a voltaic couple. **P.**, **Protovertebral**. Synonym of *P.*, *Lateral Mesoblastic*. **P.**, **Pterygoid**, one of the processes of the sphenoid bone. **P.**, **Senn's**. Synonym of *P.*, *Approximation*. **P.**, **Sieve**. See under *Sieve*. **P.**, **Spindle**, the part of a cell-plate located within the cell-nucleus. **P.**, **Subcranial**. See *Post-oral Arches*. **P.**, **Tympanic**. The plate of bone forming the sides and floor of the auditory meatus. **P.**, **Uteroplacental**. Synonym of *Decidua serotina*. **P.**, **Valvular**, a valve-like fold of tissue which fills the foramen ovale in the fourth month of fetal life, permitting the passage of blood from the right to the left auricle, but not in the contrary direction. **P.**, **Vascular**. Synonym of *Lamina, Vascular*. **Ps.**, **Vertebral**, undivided masses of mesoblast, running longitudinally between the lateral mesoblastic plates and the medullary ridges. Also, the laminae on each side of the primitive groove by the union of which the vertebrae are formed. **P.**, **Visceral**, the splanchnopleure layers of the lateral mesoblastic plates. **P.**, **Vitelline**, the peculiar, doubly refractive crystals, probably albuminoid in character, found in the egg-yolk of turtles, frogs, and certain fishes.

**Plated** (*plat'-ted*) [ME., *plate*, a plate]. In biology, covered with dermal scales or scutes; scutate, loricate.

**Platelet** (*plat'-let*) [dim. of ME., *plate*]. In biology, a blood-plate. Haliburton and Lilienfeld regard the platelets as probably disintegration-products of leukocytes. They are composed of a substance rich in phosphorus, which by gastric digestion is separated into nuclein and albumin.

**Platesyntropy** (*plat-es-sin'-tro-pe*) [*πλάτης*, flat; *σύν*, together; *τρέπειν*, to turn]. In biology, Wilder's term for the morphotropic relation between parts upon the same side of the meson; e. g., the brachium and the cubitum.

**Platetrope** (*plat'-et-rōp*) [*πλάτης*, flat; *τρέπειν*, to turn]. In biology, one of two symmetrically related parts on opposite sides of the meson; a lateral homologue.

**Platetropy** (*plat'-et-ro-pe*) [*πλάτης*, flat; *τρέπειν*, to turn]. In biology, bilateral symmetry; Wilder's term for the antitropical relation between parts upon opposite sides of the meson; e. g., the relation between the right and the left ear.

**Platiasmus** (*plat-e-as'-mus*) [*πλάτης*, broad]. An impediment to speech, due to a defect of the tongue, causing thickness of speech.

**Platina** (*plat-el-nah*) [Sp., *platina*]. The older name of platinum.

**Platinamin** (*plat-in'-am-in*) [Sp., *platina*, platina; *amin*]. An amin-compound of platinum in which the metal is quadrivalent.

**Platinammonium** (*plat-in-am-o'-ne-um*) [Sp., *platina*, platina; *ammonium*], PtN<sub>2</sub>H<sub>6</sub>. A quadrivalent radicle.

**Platinate** (*plat'-in-āt*) [Sp., *platina*, platina]. A salt of platonic oxid—a compound of platinum dioxid and basic oxid.

**Platinic** (*plat-in'-ik*) [Sp., *platina*, platina]. Containing platinum as a quadrivalent element. **P.** Chlorid is used to distinguish potassium from sodium and to precipitate salts of ammonium and of compound ammonias, such as alkaloïds.

**Platiniferous** (*plat-in-iff'-er-us*) [Sp., *platina*, platina; *ferre*, to bear]. Producing platinum.

**Platinous** (*plat-in-us*) [Sp., *platina*, platina]. Containing platinum as a divalent element.

**Platinum** (*plat'-in-um*) [Sp., *platina*, platina]. Pt. = 197; quantivalence II, IV; sp. gr. 21.5. A metal of silver-white luster, only soluble in nitro-hydrochloric acid. It is employed in making vessels for chemic and pharmaceutical use. In the form of wire, affixed to a glass rod, it is used as the platinum needle or *Oese* in bacteriologic work. Platinum salts are poisonous. See *Elements, Table of*. **P.**, **Black**, a very finely divided metallic platinum, which has a great capacity for absorbing hydrogen and for condensing oxygen upon its surface. It is used for testing amylic alcohol by oxidizing it into valerianic acid.

**Platode**, **Platoid** (*plat'-ōd*, *plat'-oid*) [*πλατύς*, broad; *εἶδος*, form]. In biology, broad or flat, as a worm.

**Plattner's Bile-crystals**. A whitish semi-crystalline mass obtained from an extract of bile-acids, by distilling off the alcohol, dissolving the residue in a little absolute alcohol, and adding ether until the solution becomes turbid.

**Platula** (*plat'-u-lah*). Synonym of *Pediculus pubis*.

**Platourous** (*pla-tu'-rus*) [properly, *platyurous*; *πλατύς*, broad; *οὐρά*, tail]. In biology, having a broad tail.

**Platy-** (*plat'-e-*) [*πλατύς*, broad]. A prefix, signifying broad.

**Platybasic** (*plat-ib-a'-sik*) [*πλατύς*, broad; *βάσις*, base]. Having a flat base, as certain skulls.

**Platybrachycephalic** (*plat-ib-rak-is-ef-al'-ik*) [*πλατύς*, broad; *βραχίς*, short; *κεφαλή*, head]. Having a flat and broad skull.

**Platybregmate** (*plat-ib-reg'-māt*) [*πλατύς*, broad; *βρέγμα*, bregma]. Having a wide bregma.

**Platybregmatic** (*plat-ib-reg-mat'-ik*). Synonym of *Platybregmate*.

**Platycarpous** (*plat-ik-ar'-pus*) [*πλατύς*, broad; *καρπός*, fruit]. In biology, having broad fruit.

**Platycelian**, **Platycelous** (*plat-is-ell'-e-an*, *plat-is-ell'-us*). Synonym of *Opisthocelous*.

**Platycephalia** (*plat-is-ef-a'-le-ah*). Synonym of *Platycephaly*.

**Platycephalic**, **Platycephalus** (*plat-is-ef-al'-ik*, *plat-is-ef-al-us*) [*πλάτης*, wide; *κεφαλή*, head]. Having a broad skull; with a vertical index of less than 70°.

**Platycephaly** (*plat-is-ef'-al-e*) [*πλάτης*, broad; *κεφαλή*, head]. The quality of being platycephalous.

**Platynemia** (*plat-ik-ne'-me-ah*) [*πλάτης*, broad; *κνήμη*, leg]. The quality of being platynemic; broadness of the tibia. Platynemia is a characteristic of many tribes of the African race, and is generally associated with pilastered femur.

**Platynemic** (*plat-ik-ne'-mik*) [*πλάτης*, broad; *κνήμη*, leg]. Having a tibia which is exaggerated in breadth.

**Platynemism** (*plat-ik-ne'-mizm*). See *Platynemia*.

**Platycoria**, **Platycorialis** (*plat-ik-o'-re-ah*, *plat-ik-oril'-as-is*) [*πλάτης*, broad; *κόρη*, pupil]. Expansion of the pupil; mydriasis.

**Platycyte** (*plat'-is-it*) [*πλάτης*, broad; *κύτος*, cell]. A cell intermediate in size between a giant-cell and a leukocyte, found in tubercle-nodules.

**Platydactyl** (*plat-il-ak'-til*) [*πλάτης*, broad; *δάκτυλος*, finger]. In biology, having broad or thick digits.

**Platyelminthes**, **Platyhelminthes** (*plat-e-el'-min'-thēz*, *plat-e-hel-min'-thēz*) [*πλάτης*, broad; *ἐλμυνς*, a worm]. Flat-bodied, more or less elongated worms, usually containing both sexual elements at the same time. They include flat-worms, flukes, and tape-worms.

**Platygastric** (*plat-ig-as'-trik*) [*πλάτης*, broad; *γαστήρ*, belly]. In biology, having a broad, gastric cavity.

**Platyglissal** (*plat-ig-los'-al*) [*πλάτης*, broad; *γλῶσσα*, tongue]. In biology, having a broad tongue.

**Platyhieric** (*plat-e-hi-er'-ik*) [*πλάτης*, broad; *ιέρως*, holy, sacrum]. Having a broad sacrum, in distinction

from *dolichohieric*, having a narrow sacrum. As a rule, females are *platyhieric*.

**Platynosis** (*plat-in-o'-sis*) [πλατύνωσις, from πλατύνειν, to make broad]. Amplification; enlargement.

**Platynotal, Platynote** (*plat-in-o'-tal, plat'-in-ot*) [πλατύς, broad; νότος, back]. In biology, broad-backed.

**Platyodont** (*plat'-e-o-dont*) [πλατύς, broad; ὀδόντ-, (ὀδοντ-) tooth]. In biology, having broad teeth; an animal with broad teeth.

**Platyope** (*plat'-e-op*) [πλατύς, broad; ὤψ, (ὀπ-) face]. In biology, a broad-faced individual, or skull.

**Platyopia** (*plat-e-o'-pe-ah*) [πλατύς, broad; ὤψ, face]. Broadness of the face; the quality of being platyopic.

**Platyopic** (*plat-e-op'-ik*) [πλατύς, broad; ὤψ, (ὀπ-) face]. In biology, having a face wide across the eyes, as in the Mongolian races; having the naso-malar index below 107.5°.

**Platypellic** (*plat-ip-el'-ik*) [πλατύς, wide; πέλλα, basin, a pelvis]. Having a pelvis very broad transversely, in distinction from *dolichopellic*, having a narrow pelvis.

**Platypelvic** (*plat-ip-el'-vik*). Same as *Platypellic*.

**Platypetalous** (*plat-ip-el'-al-us*) [πλατύς, broad; πέταλον, a leaf]. In biology, having broad petals.

**Platyphyllous** (*plat-if-yl'-us*) [πλατύς, flat; φύλλον, leaf]. In biology, having broad leaves.

**Platypod** (*plat-ip'-od*) [πλατύς, broad; πούς, foot]. In biology, a broad-footed animal, as a syndactylous bird.

**Platypodia** (*plat-ip-o'-de-ah*) [πλατύς, broad; πούς, foot]. Flat-footedness.

**Platypygous** (*plat-ip-i'-gus*) [πλατύς, broad; πυγή, rump]. In biology, having broad buttocks.

**Platyrhine** (*plat'-ir-in*) [πλατύς, broad; ῥίς, nose]. Having the nose broad and flat. The *Platyrhini* are a tribe of apes with broad and flat noses. See *Index*.

**Platyrhinc** (*plat'-ir-in'-ik*) [πλατύς, broad; ῥίς, nose]. Applied to individuals characterized by a width of nose the index of which exceeds 53°. See *Index*.

**Platyrhiny, Platyrrhiny** (*plat'-ir-i-ne*) [πλατύς, broad; ῥίς, nose]. The condition of having a platyrhine skull.

**Platyscopic** (*plat-is-kop'-ik*) [πλατύς, broad; σκοπεῖν, to view]. In optics, having a broad field of view.

**Platysma** (*plat-is'-mah*) [πλατύσμα; πλατύς, broad]. Anything of considerable superficial dimensions. Also, a plaster. **P. myoides**. See *Muscles, Table of*. The platysma of man is the homologue of part of the *Panniculus carnosus* of quadrupeds. **P. Reflex**. See *Reflexes, Table of*.

**Platysternal** (*plat-is-ter'-nal*) [πλατύς, broad; στέρνον, breast-bone]. In biology, having a broad flat breast-bone.

**Platystomous** (*plat-is'-to-mus*) [πλατύς, wide; στόμα, mouth]. Having a broad mouth.

**Plaut's Method**. A method of staining actinomycetes. Either (1) place sections in Gibbes' magenta-solution, or carbolized fuchsin-solution for ten minutes at 45° C.; wash in distilled water, place in a mixture of equal volumes of saturated aqueous solution of picric acid and absolute alcohol for from five to ten minutes, wash again in water, pass gradually up to absolute alcohol; clear in cedar-oil, mount in balsam; or (2) place sections in carbolized fuchsin for ten minutes and decolorize in fluorescein alcohol. Stain the nuclei with Ehrlich's hematoxylin, and counterstain faintly with benzo-purpurin. (*After Squire.*)

**Plax** (*plaks*) [πλάξ]. A genus of microscopic fungi. **P. scindens**, a name given by Eklund to a microorganism which he found in the blood and urine of scarlet-fever patients.

**Playfair's Food**. A food for infants composed of rennet-whey, plus milk, cream, and lactose. The casein is diminished in amount, but that remaining is unaltered in quality, hence the coagulum is objectionable. **P.'s Treatment**. See *Rest-cure*.

**Plecolepidous** (*plek-o-lep'-id-us*) [πλέκειν, to twine, twist; λεπίς, a scale]. In biology, applied to *Compositae* in which the bracts of the involucre are coherent.

**Plectana** (*plek'-tan-ah*) [πλεκτάνη, coil]. A cornu of the uterus.

**Plectrum** (*plek'-trum*) [πλήκτρον, a spur: *pl.*, *Plectra*]. The styloid process of the temporal bone; the tongue; the uvula.

**Pledged** (*plej'-et*) [origin obscure]. A small flattened compress of lint, wool, cotton, or other fiber, sometimes medicated, designed for application to the surface of a wound to prevent contact with the air, and to absorb discharges or to still hemorrhage.

**Plegaphonia** (*pleg-af-o'-ne-ah*) [πληγή, stroke; φωνή, sound]. The sound produced in auscultatory percussion of the larynx, the glottis being open.

**Plegometer** (*pleg-om'-et-er*). Synonym of *Pleximeter*.

**Pleiochasmus** (*pli-o-ka'-ze-um*) [πλείων, more; χάσις, separation]. In biology, a cyme with several lateral axes; a multiparous cyme.

**Pleiochromia** (*pli-o-kro'-me-ah*) [πλείων, more; χρώμα, color]. Increased secretion of biliary coloring-matter.

**Pleiomazia** (*pli-o-ma'-ze-ah*). Same as *Polymastia*.

**Pleiomorphism** (*pli-o-mor'-fiz-m*) [πλείων, more; μορφή, form]. In biology: (a) change of form due to excessive growth of an organism; (b) polymorphism; the occurrence of several distinct forms in the life-cycle of an individual; e.g., no less than three form-genera (*Aecidium*, *Uredo*, and *Puccinia*) were established to denote the stages of the life-cycle of *Puccinia graminis*, the well-known corn mildew. Such transformation or pleiomorphism does not exist in the animal kingdom. Cf., *Polymorphism*.

**Pleiomorphy** (*pli'-o-mor-fe*) [πλείων, more; μορφή, form]. In biology: (a) same as *Pleiomorphism*; (b) the state of regularity in the flowers of plants normally irregular. Cf. *Peloria*.

**Pleiophyllous** (*pli-off'-il-us*) [πλείων, more; φύλλον, leaf]. In biology, exhibiting pleiophylly.

**Pleiophylly** (*pli-off'-il-e*) [πλείων, more; φύλλον, leaf]. In biology, the state in which, starting from a given point the leaves of a plant are found abnormally increased in number.

**Pleiospermous** (*pli-o-sper'-mus*) [πλείων, more; σπέρμα, seed]. In biology, containing an abnormally large number of seeds.

**Pleiosporous** (*pli-o-spo'-rus*) [πλείων, more; σπόρος, spore]. In biology, producing an abnormally large number of spores.

**Pleiotaxy** (*pli'-o-taks-e*) [πλείων, more; τάξις, arrangement]. In biology, an abnormal multiplication in the number of whorls in a plant.

**Pleiothalamous** (*pli-o-thal'-am-us*) [πλείων, more; θάλαμος, a bed-chamber]. In biology, having more chambers or cells than usual.

**Pleiotrachea** (*pli-o-tra'-ke-ah*) [πλείων, more; τραχέα, windpipe]. In biology, Cooke's term for a membranous trachea containing a compound spiral fiber.

**Plemmyria** (*plem-ir'-e-ah*). Synonym of *Plethora*.

**Plenavia** (*plen-al'-ve-ah*) [plenus, full; alvus, belly]. Overfilling or impaction of the stomach in lower animals.

**Plenck's Digestive**. A preparation consisting of 16 parts of clarified turpentine, 8 parts of yolk of egg, 2 parts of honey, 32 parts of spring-water, and 48 parts of alcohol. It is used as an injection for fistulæ.



- P's. Solution**, a solution for application to condylomata and other hypertrophic syphilitic lesions. The formula is: Bichlorid of mercury and alum, each one ounce; acetate of lead and camphor, each one dram; alcohol and vinegar, each 12 ounces. This is applied with a camel's hair pencil. It is likely to produce pain and should be used only in hospitals.
- Pleocatantes** (*ple-o-kat-an'-tēz*) [πλείων, more; κατάντης, downward]. Lissauer's term for a skull in which the angle formed between the radius fixus and the line joining the hornion and the staphylon is between 45° and 67°.
- Pleochroism** (*ple-ok'-ro-izm*) [πλείων, more; χροιά, color]. The property possessed by some bodies, especially crystals, of presenting different colors when viewed in the direction of different axes, due to the fact that the rays having vibrations in different planes, suffer absorption in different degrees.
- Pleochromatic** (*ple-o-kro-mat'-ik*) [πλείων, more; χρώμα, color]. Pertaining to pleochroism.
- Pleocleis** (*ple'-o-kleis*) [πλείων, pp. of πλέω, πλείν, to sail, swim; κλείς, a bar, bolt, or hook]. In biology, the tubercle attached to the first somite of the pleon in crustaceans and precluding the carapace from being raised posteriorly.
- Pleokatantes** (*ple-o-kat-an'-tēz*). See *Pleocatantes*.
- Pleomastia, Pleomazia** (*ple-o-mas'-te-ah, ple-o-mat'-ze-ah*) [πλείων, more; μαστός, or μάζος, breast]. The condition of having more than two mammæ. See *Polymastia*.
- Pleomorphic** (*ple-o-mor'-fik*) [πλείων, more; μορφή, form]. Having more than one form.
- Pleomorphism** (*ple-o-mor'-fizm*). See *Pleiomorphism*.
- Pleon** (*ple'-on*) [πλείων, πλείων, more]. In biology, Nägeli's term for aggregates of organic matter which cannot be increased or diminished without changing their chemie nature.
- Pleon** (*ple'-on*) [πλείν, to sail, to swim]. In biology: (a) the abdomen of a crustacean, as distinguished from the *cephalon* or head and *pereion* or thorax; (b) the telson of certain crustaceans, as *Limulus*, so called by Owen from the idea that it represents the abdomen.
- Pleonasm** (*ple'-o-nazm*) [πλεονασμός, an exaggeration]. Any deformity marked by superabundance of certain organs or parts.
- Pleonectic** (*ple-o-nek'-tik*) [πλεονεξία, greediness]. Characterized by pleonexia.
- Pleonexia** (*ple-o-neks'-e-ah*) [πλεονεξία, greediness]. Greediness or arrogance due to mental disease.
- Pleopod** (*ple'-o-pod*) [πλείν, to swim; πούς, foot]. In biology, one of the swimmerets or abdominal swimming-legs of a crustacean.
- Plerocercus** (*ple-ro-sir'-kus*) [πλήρης, full; κέρκος, tail]. In biology, the second larval stage of certain platodes, e. g., *Bothriocephalus latus*. (Braun.)
- Plerom, Pleroma** (*ple'-rōm, ple-ro'-mah*) [πλήρωμα, that which fills]. Same as *Plerome*.
- Plerome** (*ple'-rōm*) [πλήρωμα, that which fills]. In biology, the axial portion of the growing point; the cylinder or shaft of nascent fascicles; *plerom, pleroma*. **P-sheath**, in biology, the phloem-sheath in its nascent state.
- Plerosis** (*ple-ro'-sis*) [πλήρωσις, a filling]. 1. The restoration of lost tissue. 2. Plethora.
- Plerotic** (*ple-ro'-tik*) [πλήρωσις, a filling]. Tending toward, or pertaining to, a plerosis. As a noun, a drug promoting the filling up of wounds by new tissue.
- Plesiopia** (*ples-e'-o-pe-ah*) [πλησίος, near; ὤψ, eye]. Increased convexity of the crystalline lens, producing myopia, and due to long-continued accommodation-strain.
- Plessimeter** (*ples-im'-et-er*). Synonym of *Pleximeter*.
- Plessor** (*ples'-or*). Synonym of *Plexor*.
- Plessy's Green**. Same as *Mittler's Green*.
- Plethomeria** (*pleth'-o-mer'-e-ah*) [πλήθος, fulness; μέρος, part]. Redundancy or over-growth of an organ or part.
- Plethora** (*pleth'-o-rah*) [πληθώρα, πλήθος, fulness]. Abnormal fulness of the blood-vessels, or superabundance of blood. See *Polyemia*. **P. apocoplica**, the condition that follows major amputations attended with little loss of blood. **P., Hydremic**. Synonym of *Hydremia*. **P. hyperalbuminosa**, an increase of the albuminoid elements of the blood-plasma. **P. polycythæmica**. Synonym of *Polycythemia*. **P., Serous**, an excess of serum in the blood. **P. universalis**, plethora affecting all the body.
- Plethoric** (*pleth'-o-rik*) [πλήθος, fulness]. Pertaining to plethora.
- Plethysmograph** (*pleth'-iz'-mo-graf*) [πληθυσμός, increase; γράφειν, to record]. An instrument for ascertaining changes in the volume of any organ or part, dependent upon changes in the quantity of the blood.
- Plethysmographic** (*pleth'-iz-mo-graf'-ik*) [πληθυσμός, increase; γράφειν, to write]. Pertaining to the plethysmograph.
- Pneumonia** (*plu-mo'-ne-ah*) [πνεύμων, the lung]. Synonym of *Pneumonia*.
- Pleura** (*plu'-rah*) [πλευρά, a side]. The serous membrane which envelops the lung (*P., Pulmonary*), and, which being reflected back, lines the ental surface of the thorax (*P., Costal*). In biology: (a) the lateral portion of the integumentary segments of an arthropod. It lies between the *tergum* and *sternum*, and consists of the *epimeron* and *episternum*; (b) one of the lateral tracts of the rachis of the lingual ribbon of gastropod molluscs. **P. costalis**. See *P., Costal*. **P., Diaphragmatic**, the reflection of the pleura upon the upper surface of the diaphragm. **P., Parietal**. Synonym of *P., Costal*. **P., Pericardial**, the portion of the pleura contiguous to the pericardium. **P. phrenica**. Synonym of *P., Diaphragmatic*. **P. pulmonalis**. Synonym of *P., Pulmonary*. **P., Visceral**. Synonym of *P., Pulmonary*.
- Pleural** (*plu'-ral*) [πλευρά, pleura]. 1. Pertaining to the pleura. 2 [πλευρόν, rib]. Pertaining to a rib, or the ribs; costal. **P. Eclampsia**. See *P. Epilepsy*. **P. Epilepsy**, a convulsion sometimes following the procedure of washing out the pleural cavity. It may terminate fatally, or may end in monoplegia or hemiplegia. **P. Reflexes**, grave nervous phenomena which develop in the course of removal of a pleural effusion, either at the time of aspiration or, more often, during the process of washing out the pleural cavity. Sudden unconsciousness, with tonic and clonic convulsions, hemiplegia, with or without aphasia, paralysis of the arm on the affected side, sometimes with hemichorea, are some of the conditions that have been observed.
- Pleuralgia** (*plu-ral'-je-ah*) [πλευρά, side; άλγος, pain]. Intercostal neuralgia.
- Pleuralgic** (*plu-ral'-jik*) [πλευρά, side; άλγος, pain]. Pertaining to or affected with pleuralgia.
- Pleurapophyseal** (*plu-rap-off-iz'-e-al*) [πλευρόν, rib; ἀπόφυσις, offshoot]. Pertaining to a pleurapophysis.
- Pleurapophysis** (*plu-rap-off'-is-is*) [πλευρόν, a rib; ἀπόφυσις, a process; πλ., *Pleurapophyses*]. In biology, one of the lateral processes of a vertebra, having the morphologic valence of a rib; a true rib.
- Pleurapostema** (*plu-rap-os-te'-mah*) [πλευρά, pleura; ἀπόστημα, abscess]. A collection of pus in the cavity of the pleura.
- Pleurarthrocaec** (*plu-rar-throk'-as-e*) [πλευρόν, rib;

ἄρθρον, joint; κακός, evil]. Disease of the costo-vertebral joints; also, caries of the ribs.

**Pleurarthron** (*plu-rar'-thron*) [πλευρόν, rib; ἄρθρον, joint]. The articulation of a rib.

**Pleurechyma** (*plu-reng'-kim-ah*) [πλευρά, side; ἔγχυμα, infusion]. In biology, woody tissue.

**Pleurechymatous** (*plu-reng'-kim'-at-us*) [πλευρά, side; ἔγχυμα, that which is poured in]. Pertaining to, or of the nature of pleurechyma.

**Pleurisy** (*plu'-ris-e*) [πλευρά, side]. Pleuritis; inflammation of the pleura. It may be acute or chronic. Three chief varieties are usually described, depending upon the character of the exudate: (a) *Fibrinous or Plastic*; (b) *Sero-fibrinous*; (c) *Purulent*. In **Fibrinous Pleurisy**, the pleura is covered with a layer of lymph of variable thickness, which, in the acute form, can be readily stripped off. This form is usually secondary to another disease, as pneumonia. Carcinoma, abscess, and gangrene of the lungs usually give rise to a plastic pleurisy when the disease reaches the surface of the lung. Then there seems to be an apparent idiopathic form, following exposure to cold. **P., Sero-fibrinous**, is generally due to tuberculosis, either of the lung, or, more rarely, primarily of the pleura. Other infectious diseases such as measles, scarlet fever, influenza, rheumatic fever, and sepsis sometimes cause a sero-fibrinous pleurisy. In a few cases no microorganismal cause can be discovered. **P., Purulent**, or **Empyema**, may be (1) a sequence of the acute sero-fibrinous form; (2) it may arise as a purulent pleurisy in the beginning, especially in acute infectious diseases—thus in scarlet fever, typhoid fever, pneumonia, influenza, measles, whooping-cough; tuberculous pleurisy is often purulent; (3) empyema may be due to local disease, as fracture or caries of the ribs, caries of the vertebrae, penetrating wounds, malignant disease of the lung or esophagus, or to perforation into the pleura of tuberculous cavities, of perityphlitic abscesses, of subdiaphragmatic abscesses, of hepatic abscesses, and of gastric ulcers. The onset of acute pleurisy is marked by agonizing pain in the side, sharp and stabbing, increased on coughing, and in its milder forms called a "stitch;" there may be an initial chill, followed by fever; or the disease may begin insidiously; friction-fremitus may be felt on palpation and a to-and-fro friction-sound is heard on auscultation. In the sero-fibrinous variety a liquid effusion takes place, varying in amount. The pain now stops and the signs of effusion become marked: bulging of the intercostal spaces and chest-wall, absence of vocal fremitus, displacement of the heart, movable dulness with a curved upper line, and a tympanitic percussion-note (*skodaic resonance*) beneath the clavicle and above the level of the effusion. *Chronic pleurisy* may be sero-fibrinous, coming on insidiously or following an acute sero-fibrinous pleurisy. A *dry chronic pleurisy* is a sequence of acute sero-fibrinous pleuritis, or is a primitive plastic inflammation. Tuberculosis and syphilis may cause chronic plastic pleurisy. Peripleuritis is a rare affection in which the connective tissue between the costal pleura and the thoracic wall becomes the seat of an inflammation that generally proceeds to suppuration. The etiology is obscure. **P., Areolar**. Synonym of *P., Multilocular*. **P., Calcareous**, a process characterized by the deposition of lime-salts in a thickened pleura. **P., Costo-pulmonary**, pleurisy affecting both the costal and the pulmonary pleura. **P., Diaphragmatic**, a form of the disease which is restricted to the pleural surface of the diaphragm. Vomiting, hiccough, and icterus are occasionally present. **P., Double**, pleurisy

on both sides of the chest. **P., Dry**, that form in which there is little or no effusion of fluid. It is common in rheumatic and tuberculous patients. **P., Dyscrasic**, the presence of a fetid exudate in the pleural, as well as in the pericardial and peritoneal sacs, of still-born infants. It is a septic condition, and is most frequent in, if not confined to, hospitals in which puerperal sepsis rages. **P., Encysted**, pleurisy in which the effusion is circumscribed by adhesions or separated into pockets or loculi. It is most common in empyema. **P., Gangrenous**, pleurisy in which the exudate and the pleural membrane become gangrenous. **P., Hemorrhagic**, a variety in which the exudate contains a varying proportion of blood. It occurs: (a) in the pleurisy of asthenic states, such as carcinoma, chronic nephritis, and in the malignant infectious fevers; sometimes also in hepatic cirrhosis; (b) in tuberculous pleurisy; (c) in carcinomatous pleurisy; (d) blood may become accidentally mixed with the effusion from the wounding of the lung during aspiration. **P., Ichorous**; *Putrid Pleurisy*; a form characterized by the presence of a gray or dirty-brown fluid which gives off an offensive odor. It is usually dependent upon pyemia, septicemia, pulmonary gangrene, or putrid bronchitis. **P., Interlobar**, inflammation of the pleural layers between adjoining lobes of the lung. **P., Latent**, a form in which the subjective symptoms are absent. **P., Mediastinal**, inflammation of the pleural layers about the mediastinum. **P., Metapneumonic**, pleurisy dependent upon a pneumonia. **P., Multilocular**, an encysted pleurisy in which connective-tissue bands separate the effusion into several, usually intercommunicating, sacs. **P., Post-pneumonic**. Synonym of *P., Metapneumonic*. **P., Putrid**. See *P., Ichorous*. **P., Pulsating**. Synonym of *Empyema, Pulsating*. **P.-root**. See *Asclepias*. **P., Spurious**. Synonym of *Pleurodynia*. **P., Suppurative**. Synonym of *P., Purulent*. See under *Pleurisy*. **P., Tuberculous**, pleurisy due to the tubercle-bacillus.

**Pleuritic** (*plu-rit'-ik*) [πλευρά, pleura; ιτις, inflammation]. Pertaining to, or affected with, or of the nature of, pleuritis.

**Pleuritis** (*plu-ri'-tis*) [πλευρά, pleura; ιτις, inflammation]. Inflammation of a pleura. See *Pleurisy*. **P. deformans**, chronic inflammation with great thickening and induration of the pleura, usually accompanying fibroid pneumonia. **P. duplicata**, bilateral pleurisy. **P. humida**, pleurisy with effusion. **P. incapsulata**. Synonym of *Pleurisy, Encysted*. **P. pulsans**, a form that usually, but not always, occurs in chronic cases, and in which the fluid is purulent. The pulsation is generally universal. It occurs more frequently among men, and between the ages of twenty and thirty years. It may be confounded with aneurysm. Its seat, however, is different; there is no *bruit*; it grows smaller under pressure and larger after coughing. **P. sicca**, dry pleurisy. **P. spuria**. Synonym of *Pleurodynia*. **P. vera**, simple pleurisy without complication.

**Pleuro-** (*plu'-ro-*) [πλευρά, side]. A prefix to denote connection with the pleura, or with a side.

**Pleuroblastic** (*plu-ro-blas'-tik*) [πλευρά, the side; βλαστός, a germ]. In biology, applied to certain fungi (*Peronospora*) that produce globular or branched lateral outgrowths which act as haustoria.

**Pleurocarpous** (*plu-ro-kar'-pus*) [πλευρά, the side; καρπός, fruit]. See *Cladocarpous*.

**Pleurocele** (*plu'-ro-sēl*) [πλευρά, pleura; κήλη, tumor]. 1. Hernia of the lung; pneumocele. 2. A serous effusion into the pleural cavity.



**Pleurocentral** (*plū-ro-sen't-tral*) [πλευρά, side; κέντρον, center]. Pertaining to a pleurocentrum.

**Pleurocentrum** (*plū-ro-sen't-trum*) [πλευρά, side; κέντρον, center; *pl.*, *Pleurocentra*]. A hemicentrum; the lateral element in a vertebral centrum.

**Pleurocerebral** (*plū-ro-ser'e-bral*) [πλευρά, side; cerebrum, cerebrum]. In biology, connecting the side of the body with the head.

**Pleuroclysis, Pleuroklysis** (*plū-rok'l-lis-is*) [πλευρά, rib, side; κλίσσις, a wash]. The injection of fluids into the pleural cavity.

**Pleurocænadelphus** (*plū-ro-sen-ad-el'-fus*) [πλευρά, side; κοινός, common; ἀδελφός, brother]. A double monster consisting of two nearly perfect bodies joined laterally by the trunk.

**Pleurocolic** (*plū-ro-kol'-ik*) [πλευρά, side; κώλον, colon]. Costo-colic; joining the side and the colon.

**Pleurochollis** (*plū-ro-kol'-el'-sis*) [πλευρά, pleura; κόλλησις, a glueing]. Adhesion of the pleural layers.

**Pleuro-cutaneous** (*plū'-ro-ku-ta'-ne-us*) [πλευρά, pleura; cutis, skin]. In relation with the pleura and the skin, as a pleuro-cutaneous fistula.

**Pleurodiscous** (*plū-ro-dis'-kus*) [πλευρά, the side; δίσκος, a disc]. In biology, growing upon the sides of the disc, as the ray-flowers in the *Compositæ*.

**Pleurodont** (*plū'-ro-dont*) [πλευρά, the side; ὀδούς, (odont-), tooth]. In biology, a tooth, or an animal bearing teeth, fastened into the jaw by a lateral ankylosis; as in certain lizards.

**Pleurodyne** (*plū'-ro-dyn*). See *Pleurodynia*.

**Pleurodynia** (*plū-ro-din'-e-ah*) [πλευρά, side; δόνην, pain]. A sharp pain seated in the intercostal muscles. It is considered a myalgia of rheumatic origin.

**Pleurogenic, Pleurogenous** (*plū-ro-jen'-ik, plū-roj'-en-us*) [πλευρά, side; γενής, producing]. Originating in the pleura. **P. Pneumonia.** See *Pneumonia*, *Pleurogenous*. **P. Phthisis**, pulmonary tuberculosis starting from a pleurisy.

**Pleurogynous** (*plū-roj'-in-us*) [πλευρά, the side; γυνή, female]. In biology, bearing some peculiar structure alongside the ovary.

**Pleurohepatitis** (*plū-ro-hep-at-i'-tis*) [πλευρά, pleura; ἥπαρ, liver; τις, inflammation]. Inflammation of the pleura and the liver.

**Pleuroid** (*plū'-roid*) [πλευρόν, a rib; εἶδος, form]. One of the lateral elements of the pleural arch of a vertebrate. Cf. *Neuroid*.

**Pleuroklysis** (*plū-rok'l-lis-is*). See *Pleuroclysis*.

**Pleurolepidia** (*plū-ro-lep'-id-ah*) [πλευρά, the side; λεπίς, a scale]. In biology, the peculiar dermal ribs in extinct ganoids (*Pycnodonts*) that covered the whole body, or the anterior portion, with a sort of lattice-work.

**Pleuromelus** (*plū-rom'-el-us*) [πλευρά, side; μέλος, limb]. A monster possessing supernumerary thoracic limbs, the scapulæ of which are in contact with the properly developed arms.

**Pleuron** (*plū'-ron*) [πλευρόν, a rib; *pl.*, *Pleura*]. In biology: (a) a rib; (b) the lateral piece of a somite of an arthropod. Cf. *Mesopleuron*, *Metapleuron*, *Propleuron*.

**Pleuro-œsophageus** (*plū-ro-e-sof-aj'-el-us*) [πλευρά, side; οἰσόφαγός, esophagus]. A band of smooth muscle-fibers joining the left pleura posteriorly with the esophagus.

**Pleuropathia, Pleuropathy** (*plū-ro-pa'-the-ah, plū-ro-p'-ath-e*) [πλευρά, pleura; πάθος, disease]. A disease of the pleura.

**Pleuropedal** (*plū-ro-pe'-dal*) [πλευρά, side; pes, foot]. In biology, joining the side of the body with the foot.

**Pleuropericarditis** (*plū-ro-per-ik-ar-di'-tis*) [πλευρά,

pleura; περί, around; καρδιά, heart; τις, inflammation]. Pleurisy associated with pericarditis.

**Pleuro-peripneumonia** (*plū'-ro-per-e-nu-mo'-ne-ah*). Synonym of *Pleuro-pneumonia*.

**Pleuroperitoneal** (*plū-ro-per-it-on-e'-al*) [πλευρά, side; περιτόναιον, peritoneum]. Pertaining to the pleuro-peritoneum.

**Pleuroperitoneum, Pleuroperitonæum** (*plū-ro-per-it-on-e'-um*) [πλευρά, the side; περιτόναιον, peritoneum]. In biology, the lining serous membrane of the pleuro-peritoneal cavity of those vertebrates in which the thoracic and abdominal cavities are not separated by a diaphragm.

**Pleuroperitonitis** (*plū'-ro-per-it-on-i'-tis*) [πλευρά, pleura; περιτόναιον, peritoneum; τις, inflammation]. The simultaneous existence of pleurisy and peritonitis.

**Pleuroplegia** (*plū-ro-plē'-je-ah*) [πλευρά, side; πληγή, stroke]. Absence of the power of conjugate movement of the eyes to the right or left, though convergence may be preserved.

**Pleuropneuma** (*plū-ro-nu'-mah*). Synonym of *Pneumothorax*.

**Pleuropneumonia** (*plū-ro-nu-mo'-ne-ah*) [πλευρά, pleura; πνεῦμον, lung]. Conjoined inflammation of the pleura and the lung. The ordinary croupous pneumonia is generally a pleuropneumonia. Usually the term refers to an acute, febrile, contagious disease of cattle. **P. contagiosa.** Synonym of *P. Epizootic*. **P., Epizootic, P., Exudative**, characterized by lobar pneumonia and by pleurisy, generally plastic in type. The period of incubation is from two to three weeks. The cause of the disease is thought to be the pneumococcus of Fränkel. The disease is very fatal, especially at the beginning of an epidemic, and governments have established rigid quarantine measures against it. **P., Hypostatic**, hypostatic pneumonia associated with pleurisy.

**Pleuropous** (*plū'-ro-pus*) [πλευρά, side; πούς, foot]. In biology, having lateral supports.

**Pleuropyesis** (*plū-ro-pi'-el'-sis*) [πλευρά, pleura; πύσις, suppuration]. Purulent pleurisy.

**Pleurorhizal** (*plū-ro-ri'-zal*) [πλευρά, the side; ρίζα, root]. See *Accumbent*.

**Pleurorrhagia** (*plū-ror-a'-je-ah*) [πλευρά, pleura; ρηγνύνα, to burst forth]. Hemorrhage from the pleura.

**Pleurorrhæa** (*plū-ror-el'-ah*) [πλευρά, pleura; ῥοία, a flow]. An effusion of fluid into the pleura.

**Pleurorthopnea** (*plū-ror-thop-ne'-ah*) [πλευρά, side; ὀρθός, straight; πνοή, breath]. Orthopnea on account of pain in the side, either from pleurisy or pleurodynia.

**Pleurosoma** (*plū-ro-so'-mah*) [πλευρά, side; σῶμα, a body]. A variety of single autositic monsters of the species celosoma in which there is a lateral eventration occupying principally the upper portion of the abdomen and extending to the ventral portion of the chest, with atrophy or imperfect development of the upper extremity on the side of the eventration.

**Pleurospasm** (*plū'-ro-spazm*) [πλευρά, side; σπασμός, spasm]. Cramp, or spasm in the side.

**Pleurosteal** (*plū-ros'-te-al*) [πλευρά, side; ὀστέον, a bone]. Pertaining to the pleurosteon.

**Pleurosteon** (*plū-ros'-te-on*) [πλευρά, the side; ὀστέον, a bone; *pl.*, *Pleurostea*]. In biology, the anterior lateral portion of the breast-bone of a bird, giving attachment to the ribs; as distinguished from *lophosteon*, *coracosteon*, *metosteon*.

**Pleurosthotonos** (*plū-ros-thot'-o-nos*). See *Pleurosthotonos*.

**Pleurostosis** (*plū-ros-to'-sis*) [πλευρά, pleura; ὀστέον, bone]. Calcification of the pleura.

**Pleurothotonic** (*plū-ro-tho-ton'ik*) [*πλευρόθεν*, from the side; *τείνειν*, to bend]. Of the nature of or affected with pleurothotonos.

**Pleurothotonos** (*plū-ro-tho-ton'os*) [*πλευρόθεν*, from the side; *τείνειν*, to bend]. A bending of the body to one side during a tetanic or other convulsion.

**Pleurotomy** (*plū-rot'ō-mē*) [*πλευρά*, pleura; *τομή*, a cutting]. Incision into the pleura, as in empyema for the evacuation of the purulent collection. The incision is made between two ribs, usually in the eighth intercostal space dorsad of the posterior axillary line.

**Pleurotonus** (*plū-rot'ō-nus*). Synonym of *Pleurothotonos*.

**Pleurotribe** (*plū-ro-trībē*) [*πλευρά*, the side; *τριβεῖν*, to rub]. In biology, applied to such flowers as have the stamens so arranged that an insect entering will receive the pollen upon its side, as in the pea. Cf., *Nototribe*, *Sternotribe*.

**Pleurotyphoid** (*plū-ro-tif'oid*) [*πλευρά*, pleura; *τύφος*, stupor]. Pleuritis due to the presence of the bacillus of typhoid fever.

**Pleurovisceral** (*plū-ro-vis'el-al*) [*πλευρά*, pleura, side; *viscus*, an organ or viscus]. Pertaining to the pleura or side, and to the viscera.

**Plexal** (*pleks'al*) [*plectere*, to knit]. Pertaining to or of the nature of a plexus.

**Plexed** (*plekst*) [*plexus*, plaited]. Netted; plexiform.

**Plexiform** (*pleks'if-orm*) [*plexus*, plexus; *forma*, form]. Resembling a plexus. **P. Angio-sarcoma**, an angio-sarcoma in which the sarcomatous vessels anastomose, forming a winding network. **P. Glands**. See *Gland*. **P. Neuroma**, a convoluted serpentine enlargement of the peripheral nerves. Generally it is only the connective tissue of the nerves that is involved; these are then fibromatous masses. Rarely, however, the nerves themselves participate, becoming lengthened and increased in number.

**Pleximeter** (*pleks-im'et-er*) [*πλῆξις*, a stroke; *μέτρον*, measure]. An ivory disc or other hard substance placed on the body to receive the stroke in mediate percussion. Sometimes a pleximeter is used that consists of two flat discs joined at their centers by a short cylinder or rectangular rod.

**Pleximetric** (*pleks-im-et'rik*) [*πλῆξις*, a stroke; *μέτρον*, measure]. Pertaining to or performed with a pleximeter.

**Pleximeter** (*pleks-om'et-er*). Same as *Pleximeter*.

**Plexor** (*pleks'or*) [*πλῆξις*, stroke]. The hammer used for striking upon the pleximeter.

**Plexure** (*pleks'ūr*) [*plectere*, to interweave]. An interweaving; a plexus.

**Plexus** (*pleks'us*) [*plectere*, to knit]. An aggregation of vessels or nerves forming an intricate network. A table of the nerve-plexuses is appended. **P. articularis**, a small venous plexus near the outer aspect of the temporo-maxillary articulation. **P. cerebri**, either of the choroid plexuses. **P., Choroid**, a fringe-like membrane, occupying the margin of a fold of the pia mater in the interior of the brain. In structure, it consists of minute and highly vascular villous processes, composed of large round corpuscles, containing, besides a central nucleus, several yellowish granules and fat-molecules, and covered by a single layer of flattened epithelium. **P. ciliaris**. Synonym of *Canal of Schlemm*. **P. cirsoides**. Synonym of *P., Pampiniform*. **P. digitalis**, one of the venous plexuses on the anterior and posterior surfaces of the second and third phalanges. **P., Fundamental**. See *P., Principal*. **P., Ganglionic**, a nervous plexus in which ganglion-cells are found. **P. gangliosus**, one of the small plexuses formed at the junction of the spinal

nerves and the inferior hypogastric plexus. They contain a number of ganglia. **P. glandularis**, **P. glanduliformis**. Synonym of *P., Choroid*. **P., Hemorrhoidal**, a plexus of veins surrounding the lower part of the rectum, beneath the mucous membrane, and giving origin to the inferior, middle, and superior hemorrhoidal veins. **P., Hovius'**, a plexus of veins in the ciliary region of the eye. **P., Inter-laminar**, a lymphatic plexus formed by the lymphatic vessels in the muscular coat of the intestines. **P., Lymphatic**, a plexus of lymphatic vessels. **P. Malleal**, **P., Manubrial**, a plexus of veins surrounding the handle of the malleus. **P., Medulli-spinal**, a venous plexus surrounding the spinal cord. **P., mirabilis**. Synonym of *P., Choroid*. **P. nervorum spinalium**, a plexus formed by the spinal nerves, e. g., the cervical, brachial, lumbar, or sacral. **P., Pampiniform**, the spermatic plexus, collecting the blood from the testicle, and emptying by a single vein, the spermatic, into the right renal vein on the right side, and into the inferior cava on the left. In the female, the plexus collects the blood from the uterus, the oviduct, and the ovary. **P., Parotid**. Synonym of *Pes anserinus*. **P., Perineal**, a superficial and a deep venous plexus are found in the perineum. The *superficial* is formed by veins from the labia majora and some from the prepuce of the clitoris and the bulbs. Its blood is carried to the superficial epigastric, pudic and external obturator veins. The *deep* plexus is formed by the veins from the cavernous bodies, from the bulbs, and a branch from the dorsal vein of the clitoris. **P., Pharyngeal**, a venous plexus surrounding the pharynx. **P. plantaris**, a plexus of veins on the sole of the foot. **P., Principal or Fundamental**, a plexus formed by the larger nerves of the body. They frequently contain ganglionic cells which are collected into microscopic ganglia. **P., Prostatic**: (1) A plexus of veins surrounding the prostate gland; it receives the dorsal veins of the penis. (2) See also *P., Prostatic*, in *Table*. **P., Pterygoid**, a plexus of veins formed by branches of the internal maxillary vein, and situated between the temporal and external pterygoid muscles. **P., Pudendal**, a venous plexus into which veins from the clitoris, the labia minora, the urethra, and the vaginal vestibule empty. The corresponding plexus in the male surrounds the prostate and membranous urethra. **P., Santorini's**, the prostatic plexus of veins. **P. seminalis**. Synonym of *Rete testis*. **P. spinalis**, the plexus formed by the spinal veins. There are two, an *anterior* and a *posterior* spinal plexus. **P., Sympathetic**, a plexus formed by sympathetic nerve-fibers. **P. thyroideus impar**, a venous plexus situated beneath the isthmus of the thyroid gland. It is derived from the inferior thyroid veins. **P. tonsillaris**: (1) a venous plexus surrounding the tonsil; (2) See also *P., Tonsillar*, in *Table*. **P., Urethro-vesical**, a venous plexus situated about the urethra and the lower portion of the bladder. It receives the dorsal vein of the clitoris, the pudic veins (right and left), veins from the cavernous bodies of the clitoris, a branch from the obturator vein, and a few small branches from the urethra and the neck of the bladder. **P., Utero-vaginal**, a venous plexus surrounding the vagina, the neck and the body of the uterus. **P., Vaginal**: (1) a venous plexus surrounding the vagina; (2) See also *P., Vaginal*, in *Table*. **P., Venous**, a network or plexus of veins. **P., Vesical**: (1) a plexus of veins in the wall of the bladder, outside of the muscular coat; it communicates with the hemorrhoidal and prostatic plexuses in the male, and with the vaginal plexuses in the female; (2) See also *P., Vesical*, in *Table*.



## TABLE OF NERVE-PLEXUSES.

NAME.	LOCATION.	DERIVATION.	DISTRIBUTION.
Aortic (abdominal).	Sides and front of aorta.	Semilunar and lumbar ganglia, renal and solar plexuses.	Inferior mesenteric, spermatic and hypogastric plexuses, filaments to the inferior vena cava.
Aortic (thoracic).	Surrounding the thoracic aorta.	Thoracic ganglia of the sympathetic nerve; cardiac plexus.	Solar plexus, aorta.
Auerbach's.	Between the circular and longitudinal muscular coats of the small intestine.	Sympathetic.	Intestinal walls.
Axillary.	See <i>Brachial</i> .		
Brachial.	Lower part of neck to axilla.	Ventral branches of the four lower cervical and the greater part of the first thoracic nerve.	Suprascapular, rhomboid, median, ulnar, musculo-spiral, posterior thoracic, muscular thoracic, subscapular, circumflex, Wrisberg's musculo-cutaneous.
Cardiac (great or deep).	In front of the bifurcation of the trachea.	Cardiac nerves of the cervical ganglia of the sympathetic, branches of the recurrent laryngeal and vagus nerves.	Pulmonary, coronary, and cardiac plexuses.
Cardiac (superficial or anterior).	Beneath the arch of the aorta.	Left superior cardiac, branches of the vagus and deep cardiac plexus.	Coronary and pulmonary plexuses.
Carotid (external).	Around the external carotid artery.	Pharyngeal plexus, superior cardiac nerve, superior cervical ganglion.	External carotid artery and its branches.
Carotid (internal).	Outer side of the internal carotid artery.	Sixth nerve and Gasserian ganglion.	Carotid artery, petrosals, communicating branches.
Caudal.	See <i>Coccygeal</i> .		
Cavernous.	Cavernous sinus.	Third, fourth, fifth, and sixth nerves, and ophthalmic ganglion.	Wall of the inferior carotid.
Cavernous (of penis).	Cavernous bodies.	Vesical plexus.	Cavernous bodies.
Celiac.	Celiac axis.	Solar plexus, splanchnic (lesser), vagus.	Coronary, hepatic, pyloric, gastroduodenal, gastro-epiploic, and splenic plexuses.
Cervical.	Opposite the four upper vertebræ.	Ventral branches of the four upper vertebræ.	<i>Superficial:</i> To skin of head and neck. <i>Deep:</i> Phrenic, communicans noni, two muscular, two communicating.
Cervical (posterior).	See <i>Cruveilhier's plexus</i> .		
Coccygeal.	Dorsal surface of coccyx and caudal end of sacrum.	Fourth and fifth sacral and the coccygeal nerves.	Ano-coccygeal nerves.
Coronary (anterior).	Below arch of aorta.	Superficial and deep cardiac plexuses.	Ventral surface of heart.
Coronary (gastric).	Lesser curvature of stomach.	Celiac, vagus, solar plexus.	Stomach.
Coronary (posterior).	Coronary artery at dorsum of heart.	Deep cardiac plexus.	Filaments to ventricles.
Crural.	Around the upper portion of femoral artery.	Anterior crural nerve.	Adjacent structures.
Crural (of Cruveilhier).	Posterior cervical region.	Great occipital nerve, first and second cervical nerves.	Posterior cervical region.
Cystic.	Gall-bladder.	Hepatic plexus.	Gall-bladder.
Dental (inferior).	Around the roots of the teeth of the mandible.	Inferior dental nerve.	Teeth.
Diaphragmatic.	See <i>Phrenic</i> .		
Of the ductus choledochus.	Around the common bile-duct.	Hepatic plexus.	Bile-duct.
Epigastric.	See <i>Solar</i> .		
Esophageal.	Around the esophagus.	Vagus nerve, thoracic sympathetic ganglia.	Esophagus.
Gangliform.		The roots of origin of the inferior maxillary nerve.	Inferior maxillary nerve.

TABLE OF NERVE-PLEXUSES.—*Continued.*

NAME.	LOCATION.	DERIVATION.	DISTRIBUTION.
Gastric.	Gastric artery.	Celiac plexus.	Stomach.
Gastro-duodenal.	Pancreatico-duodenal artery, right gastro-epiploic artery.	Celiac plexus.	Pancreatico-duodenal, gastro-epiploic plexuses.
Gastro-epiploic.	Near the stomach.	Hepatic plexus.	Filaments to stomach and mesentery.
Gulæ.	See <i>Esophageal</i> .		
Hemorrhoidal (inferior).	Rectum.	Pelvic plexus.	Rectum.
Hemorrhoidal (middle).	Sides of rectum.	Pelvic plexus, inferior mesenteric.	Filaments to rectum.
Hepatic.	Hepatic artery.	Celiac plexus, left vagus, right phrenic.	Liver.
Hypogastric.	Promontory of sacrum.	Aortic plexus and lumbar ganglia.	Pelvic plexuses.
Infra-orbital.	Under the levator labii superioris muscle.	Infra-orbital, facial.	Muscular.
Intermesenteric.	See <i>Aortic</i> .		
Intestinal submucous.	See <i>Meissner's</i> .		
Ischiadic.	See <i>Sacral</i> .		
Jacobson's.	See <i>Tympanic</i> .		
Lienalis.	See <i>Splenic</i> .		
Lingual.	Around the lingual artery.	External carotid plexus.	Tongue and lingual artery.
Lumbar.	Psoas muscle.	Anterior divisions of the four upper lumbar nerves.	Ilio-hypogastric, ilio-inguinal, genito-crural, external cutaneous, obturator and accessory, anterior crural.
Maxillary (inferior).	See <i>Dental (inferior)</i> .		
Meissner's.	Submucosa of small intestines.	Sympathetic, branches of Auerbach's plexus.	Intestinal walls.
Mesenteric (inferior).	Inferior mesenteric artery.	Left side of the aortic plexus.	Parts supplied by the artery.
Mesenteric (superior).	Superior mesenteric artery.	Solar plexus.	Parts supplied by the artery.
Myenteric.	See <i>Auerbach's</i> .		
Naso-palatine.	At the incisor foramen.	Branches of the naso-palatine nerves.	The naso-palatine region.
Of the obturator nerve.	Around the obturator nerve.	Obturator nerve; internal saphenous nerve.	Obturator muscle.
Occipital.	Around the occipital artery.	External carotid plexus.	Posterior portion of parotid gland; occipital region of skull.
Ophthalmic.	Around the ophthalmic artery and optic nerve.	Ciliary nerves; sympathetic fibers.	Optic region.
Ovarian.	See <i>Spermatic</i> .		
Pancreatic.	Near pancreas.	Splenic plexus.	Filaments to pancreas.
Pancreatico-duodenal.	Near head of pancreas.	Hepatic plexus.	Filaments to pancreas and duodenum.
Patellar.	In front of the patella.	Internal saphenous; internal, middle, and external cutaneous nerves.	The region around the patella.
Pelvic.	Side of rectum and bladder.	Hypogastric plexus, second to fourth sacral nerves, first two sacral ganglia.	Viscera of pelvis, plexuses of pelvis.
Phrenic.	Phrenic artery.	Solar plexus.	Diaphragm and adrenal capsule.
Prostatic.	Vesical arteries.	Pelvic plexus.	Bladder.
Pudendal.	Lower portion of the pyriformis muscle.	Inferior hypogastric plexus.	Middle and inferior hemorrhoidal nerves.
Pulmonary (anterior).	Root of lungs, ventral side.	Anterior pulmonary branches, vagus and sympathetic.	Ventro-caudal part of lungs.



TABLE OF NERVE-PLEXUSES.—*Continued.*

NAME.	LOCATION.	DERIVATION.	DISTRIBUTION.
Pulmonary (posterior).	Root of lungs, dorsal side.	Posterior pulmonary branches, vagus and sympathetic.	Root of lungs, dorsal side.
Pyloric.	Near pylorus.	Hepatic plexus.	Filaments to pylorus.
Renal.	Renal artery.	Solar and aortic plexuses and semilunar ganglia.	Kidney, post-cava, spermatic plexus.
Sacral.	Ventrals of sacrum.	Lumbo-sacral cord, ventral divisions of the three upper sacral nerves, and part of the fourth.	Muscular, pudic, superior gluteal, great sciatic, small sciatic.
Of Santorini	See <i>Gangliform.</i>		
Semilunar.	See <i>Solar.</i>		
Solar ( <i>semilunar</i> ).	Dorsal of stomach.	Splanchnics and right vagus.	Semilunar ganglia, phrenic, suprarenal, renal, spermatic, celiac, superior mesenteric, and aortic plexuses.
Spermatic.	Spermatic vessels.	Renal plexus.	Testes (ovaries in female).
Sphenoid.	The upper portion of the <i>Carotid (internal)</i> , <i>q. v.</i>		
Splenic.	Splenic artery.	Celiac plexus, left semilunar ganglia, right vagus nerve.	Spleen, pancreatic plexuses, left gastro-epiploic plexus.
Subsartorial.	At the posterior border of the sartorius muscle, a little below the middle of the thigh.	Obturator, long saphenous, and internal cutaneous nerves.	Filaments to adjacent skin.
Subtrapezial.	Beneath the trapezius muscle.	Cervical plexus and spinal accessory nerve.	Trapezius muscle.
Suprarenal.	Around the suprarenal bodies.	Diaphragmatic, solar, and renal plexuses.	Filaments to the medullary portions of the adrenals.
Thyroid (inferior).	Around the external carotid and inferior thyroid arteries.	Middle cervical ganglion.	Larynx, pharynx, thyroid gland.
Thyroid (superior).	Around the thyroid gland.	Superior laryngeal and superior cardiac nerves.	Thyroid region.
Tonsillar.	Tonsil.	Glosso-pharyngeal.	Tonsil, soft palate, fauces.
Tracheal (anterior inferior).	See <i>Pulmonary (anterior)</i> .		
Tympanic.	Tympanum.	Tympanic nerve, sympathetic ganglia.	Tympanum.
Uterine.	Uterine arteries.	Pelvic plexus.	Cervix and lower part of uterus.
Vaginal.	Vagina.	Pelvic plexus.	Vagina.
Vertebral.	Surrounding the vertebral and basilar arteries.	First thoracic ganglion, upper cervical nerves.	Vertebral and cerebellar regions.
Vesical.	Vesical arteries.	Pelvic plexus.	Vesiculæ seminales, vas deferens.
Vidian.		Vidian nerve.	

**Pli courbe** (*ple koorb*) [Fr.]. The angular gyrus.

**Plica** (*pli'-kah*) [L.: *pl.*, *Plicæ*]. A fold; a convolution of the brain; a valve of a vein. **P. adiposæ**: (1) folds of the costal pleura containing fat; (2) the synovial fringes. **P. aliformes**, the alar ligaments of the knee-joint. See *Ligament*. **P. ary-epiglotticæ**. See *Folds*, *Aryteno-epiglottidean*. **P. centralis retinae**, a fold found post-mortem in the retina, extending transversely on each side of the optic disc. **P. ciliares**, the choroidal folds posterior to the ciliary processes. **P. coli**, a fold of mucosa forming the upper margin of the ileocecal valve. **P. conniventes**. Synonym of *Valvulae conniventes*. **P. Douglasii**. See *Douglas's Pouch*. **P. fimbriata**, a

fold of mucous membrane, with a fimbriated edge, extending in mammals from the frenum to the tip of the tongue. It is looked upon as the analogue of the sublingua of lower vertebrates. **P. ilei**, a fold of mucosa constituting the lower margin of the ileocecal valve. **P. interarticularis coxæ**. Synonym of *Ligamentum teres*. See *Ligament*. **P. linguæ perpendicularis**, one of the grooves or fissures on the dorsum of the tongue extending laterally on both sides of the median line. **P. longicauda**, a variety of *P. polonica*, in which the hair forms a long, matted or twisted coil. **P. longitudinalis duodeni**, a fold of mucosa extending from the duodenal papilla for a short distance along the posterior wall of the descending portion of

the duodenum. **P. longitudinalis meningis**, the falx cerebri. **P. lunata**. Synonym of *P. semilunaris*. **P. palato-epiglottica** of Mojsisovics, a few thin, wrinkled folds of mucosa running across in front of the epiglottis between the two posterior pillars of the fauces in elephants. **P. palmata**, oblique projections of the mucosa of the cavity of the neck of the uterus. **P. petro-clinoidea lateralis**, a fold of dura mater extending from the petrous portion of the temporal bone to the anterior clinoid process. It forms the upper and lateral wall of the cavernous sinus. **P. petro-clinoidea medialis**, a similar fold extending between the upper border of the petrous portion of the temporal bone and the posterior clinoid process. **P. pharyngo-epiglottica**, a fold of mucosa extending from the neighborhood of the pharyngeal opening of the Eustachian tube to the vicinity of the epiglottis. It marks the insertion of the stylo-pharyngeus muscle. **P. polonica**, a matted, entangled condition of the hair, due to want of cleanliness in certain diseases of the scalp, with purulent discharge. **P. pterygo-mandibularis**, a mucous fold on the pterygo-maxillary ligament. **P. recti**, the folds of mucosa in the rectum. **P. recto-uterina**. See *Douglas's Pouch*. **P. recto-vesicalis**. See *Recto-vesical Folds*. **P. salpingo-palatina**, a fold of mucosa passing downward from the anterior margin of the Eustachian orifice. **P. salpingopharyngea**, a prominent fold passing downward from the posterior margin of the Eustachian orifice in the naso-pharynx. **P. saxonica**. Synonym of *P. polonica*. **P. semilunaris**, a conjunctival fold in the inner canthus of the eye, the rudiment of the membrana nictitans of birds. **P. semilunaris Douglasii**. See *Douglas's Pouch*. **P. semilunaris fascialis transversalis**, the fold of transversalis fascia forming the lower edge of the internal abdominal ring. **P. serosæ**, any folds of serous membrane. **P. sigmoidea coli**, **P. sigmoidea recti**, one of the folds of mucosa in the colon and in the rectum. **P. sublingualis**, the frenum of the tongue. **P. synovialis**, fringes of the synovial membrane. **P. thyroarytenoideæ**. Synonym of *Ligaments, Thyroarytenoid*. See *Ligament*. **P. transversalis recti**. See *P. sigmoidea recti*. **P. urachi**, the peritoneal fold covering the urachus. **P. urogenitalis**, a fold in the posterior wall of the peritoneal cavity of the embryo which surrounds the lower extremity of the Wolffian duct. **P. utero-rectalis**. See *Douglas's Pouch*. **P. vaginalis**, the rugæ of the vaginal mucosa. **P. vasculosæ**, the synovial fringes. **P. vesico-uterinæ**. Synonym of *Vesico-uterine Folds*. **P. villosæ ventriculi**, folds of the mucosa of the stomach forming a ventriculum, in the meshes of which are the openings of the gastric tubules.

**Plicate** (*pli'-kät*) [*plicatus*, p.p. of *plicare*, to fold, to bend]. Folded like a fan.

**Plicatile** (*pli'-kat-il*) [*plica*, a fold]. Capable of being folded.

**Plicatio** (*pli'-ka'-she-o*). Synonym of *Plica polonica*.

**Plication** (*pli'-ka'-shun*) [*plicare*, to fold]. A plica, or fold.

**Plicatopapillose** (*pli'-ka'-to-pap'-il-öz*) [*plicatus*, plicate; *papillosus*, papillose]. In biology, both plicate and papillose.

**Plicatulate** (*pli'-kat'-u-lät*) [*plicatulus*, dim. of *plicatus*, folded]. In biology, minutely folded, or plicate; e.g., certain plant-portions.

**Plicatura** (*pli'-kat'-u'-rah*) [*plicare*, to fold]. A cerebral convolution; also a ligament; also synonym of *Plica polonica*.

**Plicature** (*plik'-at-ür*) [*plicare*, to fold]. Same as *Plication*.

**Placidentine** (*plis-id-en'-tin*) [*plica*, fold; *dens*, tooth].

Applied to dentine which is folded so as to form a series of plates.

**Pliciferous** (*pli-sif'-er-us*) [*plica*, a fold; *ferre*, to bear]. In biology, possessing folds or plicæ.

**Pliciform** (*plis'-i-form*) [*plica*, a fold; *forma*, form]. In biology, like a plait or fold.

**Plicotomy** (*pli-kot'-o-me*) [*plica*, a fold; *τομή*, a cutting]. Division of the posterior fold of the membrana tympani.

**Plombierin**. See *Glairin*.

**Plongeade** (*plon'-jahd*) [Fr.]. The physiologic condition of a diver with suspended respiration. The blood accumulates in the veins and right side of the heart.

**Ploterie** (*plo-ter'-ik*) [*πλωτήρ*, drifting]. In biology, applied by Hæckel to those organisms of the ocean (*plankton*) which are carried about involuntarily. Cf. *Necterie*.

**Plouquet's Test**. See *Birth, Live*.

**Plug** [D., *plug*, a bung]. Something that occludes a circular opening or channel. **P., Cervical**. Synonym of *P., Mucous*. **P., Kite-tail**, a tampon resembling a kite-tail. **P., Mucous**, the mass of inspissated mucus which occludes the cervix uteri during pregnancy and is discharged at the beginning of labor. **Ps., Dittrich's**, small, dirty-green masses found in the lowest layer of the sputum in fetid bronchitis.

**Plugging** (*plug'-ing*) [D., *plug*, a bung]. See *Tampon*. **P. Instruments**, dental instruments for introducing and consolidating fillings. **P. Teeth**. See *Filling Teeth*.

**Pluma** (*plu'-mah*) [*pluma*, a small, soft feather; *pl.*, *Plumæ*]. In biology, a quill-feather, or contour-feather, as distinguished from a down-feather.

**Plumaceous** (*plu-mat'-se-us*) [*pluma*, a plume]. In biology, having the character of a pluma; pennaceous.

**Plumacoleum** (*plu-mak'-o'-le-um*) [*pluma*, feather; *oleum*, oil]. A pledget of lint.

**Plumage** (*plu'-maj*) [*pluma*, plume]. The feathery covering of birds.

**Plumate** (*plu'-mat*) [*pluma*, plume]. In biology, resembling a plume.

**Plumbago** (*plum-ba'-go*). See *Graphite*.

**Plumbeus** (*plum'-be-us*) [*plumbum*, lead]. Lead-colored.

**Plumbi et Opii, Liqueur**. Lead-and-opium wash—a mixture of a solution of lead acetate and laudanum.

**Plumbic** (*plum'-bik*) [*plumbum*, lead]. Pertaining to lead. **P. Acid**,  $\text{PbH}_2\text{O}_3$ ; a dibasic acid produced during the electrolysis of lead salts.

**Plumbiferous** (*plum-bif'-er-us*) [*plumbum*, lead; *ferre*, to bear]. Producing lead.

**Plumbism** (*plum'-bizm*) [*plumbum*, lead]. Lead-poisoning. See *Saturnism*.

**Plumbous** (*plum'-bus*) [*plumbum*, lead]. Containing the element lead in a lesser valency than the plumbic compounds.

**Plumbum** (*plum'-bum*) [L.]. Lead. Symbol Pb. Atomic weight, 207; quantivalence, II or IV. A bluish-white, soft, malleable metal, having a specific gravity of 11.4, and melting at 327°. See *Elements, Table of*. Lead is obtained from a native sulphid called galena, by roasting. Soluble salts of lead combine with albumin, forming albuminates. In large doses by the stomach they are irritant to the mucous membrane. Upon the intestines they act as powerful astringents. If absorbed into the circulation in small quantities for a considerable period of time, lead causes a very interesting and varied group of symptoms, which are described under *Saturnism*, q. v. Lead is eliminated through the kidneys and the intestinal mucosa. It appears to check the elimi-



nation of uric acid, and is, especially in England, a factor in the causation of gout in lead-workers. In medicine, lead is used locally as a sedative to inflamed parts; as an astringent to mucous surfaces, as in gonorrhea and leukorrhea. Internally, it is used in pyrosis, in diarrhea and dysentery; and for its astringent action on the vessels, in hematemesis, hemoptysis, and bleeding from the kidneys and the uterus. It has also been employed in edema and in gangrene of the lungs. **P. acetat**,  $\text{Pb}(\text{C}_2\text{H}_3\text{O}_2)_2 \cdot 3\text{H}_2\text{O}$ , astringent. Dose gr. ss-v. **P. acetat.**, Ung. (B. P.), gr. xij to the ounce. **P. carbonas**,  $(\text{PbCO}_3)_2\text{Pb}(\text{HO})_2$ , used locally as an ointment. **P. carbonat.**, Ung., finely powdered lead carbonate 10, benzoinated lard 90 parts. **P.**, **Emplastrum**, lead-plaster, contains lead oxid 32, olive-oil 60, water 10 parts, triturated and boiled until homogeneous. **P. iodium**,  $\text{PbI}_2$ , locally and internally. Dose gr.  $\frac{1}{2}$ . **P. ioidid.**, **Emplast.** (B. P.), contains iodid of lead, lead-plaster, and resin. **P. ioidid**, Ung., finely powdered lead ioidid 10, benzoinated lard 90 parts. **P. nitras**,  $\text{Pb}(\text{NO}_3)_2$ , locally; astringent, escharotic, and disinfectant. **P.**, **Oleatum**, unof., lead oxid 20, oleic acid 80 per cent. **P. cum Opii**, Pil. (B. P.). Dose gr. iij-v. **P. oxidum**,  $\text{PbO}$ , litharge, a constituent of lead-plaster. **P. subacetat.**, **Cera-tum**, Goulard's cerate, has plumbi subacetatis 20, fresh cerate of camphor 80 parts. **P. subacetat.**, **Glycerin** (B. P.) See *Glycerin*. **P. subacetat.**, **Linimentum**, Goulard's extract 40, cotton-seed-oil 60 parts; anodyne. **P. subacetat.**, **Liq.**, Goulard's extract, lead acetate 170, lead oxid 100, distilled water q. s. ad 1000 parts; an astringent and cooling solution. **P. subacetat.**, **Liq.**, **Dil.**, 3 parts of the preceding and 97 of water. **P.**, **Suppos.**, **Comp.** (B. P.) each containing 1 gr. of opium to three grains of lead acetate. **P.**, Ung. **diachylon**, diachylon ointment, contains lead-plaster 60, olive-oil 39, oil of lavender 1.

**Plume** (*plūm*) [*pluma*, a feather]. A feather; a tuft of feathers; plumage; a plumate hair.

**Plumelet** (*plūm'-let*) [*pluma*, a feather]. A plumule, or plumula; a small feather or plume.

**Plumicorn** (*plū'-mik-orn*) [*pluma*, a feather; *cornu*, a horn]. In biology, one of the tufts of feathers on the heads of certain birds, as the so-called *ears* or *horns* of owls.

**Plumigerous** (*plū-mij'-er-us*) [*pluma*, feather; *gerere*, to bear]. In biology, feathered; having plumes.

**Plumiped**, **Plumipede** (*plū'-mip-ed*, *plū'-mip-ed*) [*pluma*, feather; *pes*, foot]. In biology, having the feet feathered.

**Plummer's Pills**. See *Antimonium*.

**Plumose**, **Plumous** (*plū'-mōz*, *plū'-mus*) [*pluma*, feather]. In biology, having feathers; feathery; feathered.

**Plumosity** (*plū-mos'-it-e*) [*pluma*, feather]. In biology, the state of being plumose.

**Plumper** (*plūm'-per*) [ME., *plomp*, bulky]. One of a pair of pads worn in the hollow of the cheeks to give them a rounded appearance; sometimes attached to a set of artificial teeth.

**Plumula** (*plū'-mu-lah*) [*plumula*, a little feather: *pl.*, *Plumula*]. Same as *Plumule*.

**Plumulaceous** (*plū-mu-lā'-se-us*) [*plumula*, a plumule]. In biology, of or pertaining to a plumule; downy; not pennaceous.

**Plumular** (*plū'-mu-lar*) [*plumula*, a little feather]. In biology, plumulaceous.

**Plumulate** (*plū'-mu-lāt*) [*plumula*, a little feather]. In biology, minutely plumose.

**Plumule** (*plū'-mūl*) [*plumula*, a little feather]. In biology: (a) the primary bud or rudimentary stem and

leaves in the seed; (b) a down feather; (c) any small, plume-like organ.

**Plumuliform** (*plū'-mu-lif-orm*) [*plumula*, a plumule; *forma*, form]. Having the appearance of a small feather.

**Plumulose** (*plū'-mu-lōz*) [*plumula*, a little feather]. In biology, resembling a down-feather.

**Plunge** (*plunj*) [ME., *plungen*, to plunge]. To thrust suddenly into water or other fluid; to immerse. **P.-bath**, a bath in which the person is placed or places himself in a large tub containing sufficient water to cover him all but the head. **P.-tracheotomy**. See *Tracheotomy*.

**Plunkett's Caustic**, or **Ointment**. A caustic paste composed of the bruised plant of *Ranunculus acris* and of *R. flammula*, each 24 parts; arsenious acid, 3 parts; sulphur, 5 parts. These are mixed into a paste, rolled into balls, and dried in the sun. When used the ball must be reduced to a pasty consistence by rubbing with yolk of egg.

**Plural** (*plū'-ral*) [*plus*; *pluris*, more]. More than one. **P. Birth**, the bringing forth of more than one offspring at a time.

**Pluricapsular** (*plū-rik-ap'-su-lar*) [*plus*, more; *capsula*, capsule]. In biology, having several capsules.

**Pluricellular** (*plū-rik-el'-u-lar*) [*plus*, more; *cellula*, cell]. In biology, made up of several cells.

**Pluriceps** (*plū'-ris-eps*) [*plus*, more; *caput*, head]. Many-headed; having more than one stem springing from one root.

**Pluricipital** (*plū-ris-ip'-it-al*). Synonym of *Pluriceps*.

**Pluricuspid** (*plū-rik-us'-pid*) [*plus*, more; *cuspid*, a point]. In biology, having several cusps.

**Pluridentate** (*plū-rid-en'-tāt*) [*plus*, more; *dens*, tooth]. In biology, having several tooth-like processes, as distinguished from *parcidentate* or *paucidentate*.

**Pluriflagellate** (*plū-rif-laj'-el-at*) [*plus*, more; *flagellum*, flagellum]. In biology, having several flagella.

**Pluriflorous** (*plū-rif-lo'-rus*) [*plus*, more; *flos*, a flower]. In biology, having many flowers.

**Plurifoliate** (*plū-rif-o'-le-āt*) [*plus*, more; *folium*, a leaf]. In biology, having several leaves.

**Plurifoliolate** (*plū-rif-o'-le-o-lāt*) [*plus*, more; *foliolum*, dim. of *folium*, a leaf]. In biology, applied to a compound leaf which has many leaflets.

**Pluriguttulate** (*plū-rig-ut'-u-lāt*) [*plus*, more; *gut-tula*, dim. of *gutta*, a drop]. In biology, characterized by having many drop-like particles or structures.

**Plurilocular** (*plū-ril-ok'-u-lar*) [*plus*, more; *loculus*, a cell]. In biology, having more than one cell or loculus; multilocular, as the ovaries of some plants.

**Plurinominal** (*plū-rin-on'-in-al*). Same as *Polynominal*.

**Plurinuclate** (*plū-rin-u'-kle-āt*) [*plus*, more; *nucleus*, a kernel]. In biology, having more than one nucleus; multinuclate.

**Pluripara** (*plū-rip'-ar-ah*). Synonym of *Multipara*.

**Pluriparity** (*plū-rip-ar'-it-e*) [*plus*, more; *parere*, to bring forth]. The condition of having borne several children.

**Pluriparous** (*plū-rip'-ar-us*) [*plus*, more; *parere*, to bring forth]. Bringing forth several young at once.

**Pluripartite** (*plū-rip-ar'-tit*) [*plus*, more; *partire*, to divide]. In biology, having more than one septum or partition; pluriseptate.

**Pluriradial** (*plū-re-ra'-de-āl*) [*plus*, more; *radius*, a ray]. Developed from germs that assume a radial arrangement (a term used by Rauber to characterize a hypothetical method of accounting for double monstrosities).

**Pluriseptate** (*plū-ris-ep'-tāt*) [*plus*, more; *septum*, a partition]. Same as *Pleuripartite*.

**Pluriseriate** (*plu-ris-e'-re-āt*) [*plus*, more; *series*, a row]. In biology, arranged in more than one row.

**Plurisetose** (*plu-ris-e'-tōz*) [*plus*, more; *seta*, a bristle]. In biology, having a number of bristles or setae.

**Plurispiral** (*plu-ris-pī'-ral*) [*plus*, more; *spira*, a coil, fold]. In biology, having more than one spiral; multispiral.

**Plurisporous** (*plu-ris-po'-rus*) [*plus*, more; *σπορά*, seed]. In biology, having two or more spores.

**Plurivalve** (*plu'-riv-alv*) [*plus*, more; *valva*, a folding door]. In biology, having more than one valve; multivalve.

**Pluteiform** (*plu'-te-if-orm*) [*pluteus*, pluteus; *forma*, form]. In biology, resembling or having the morphologic valence of a pluteus.

**Pluteus** (*plu'-te-us*) [*pluteus*, *pluteum*, a protective roof or shed used by Roman soldiers: *pl.*, *Plutei*]. In biology, the full-grown larva of the *Ophiuroids*. *Echinoidea*, as distinguished from the *Auricularia* and *Bipinnaria* type of larva of *Holothuroids* and *Asteroids*.

**Plutomania** (*plu-to-ma'-ne-ah*) [*πλοῦτος*, wealth; *μανία*, madness]. An insane belief that one is the owner of much property.

**Pluvial** (*plu'-ve-al*) [*pluvia*, rain]. Pertaining to rain or telluric moisture. Of flowers, having the property of expanding before a rain.

**Plyntriopora** (*plin-tre-op'-so-rah*) [*πλύντρια*, washerwoman; *πόρα*, scurvy]. A psoriatic affection of washerwomen due to the effects of alkalis.

**Pneobiognosis** (*ne-o-bi-og-no'-sis*) [*πνεῖν*, to breathe; *βίος*, life; *γνώσις*, knowledge]. Docimasia pulmonum.

**Pneobiomantia** (*ne-o-bi-o-man'-she-ah*). Synonym of *Pneobiognosis*.

**Pneodynamics** (*ne-o-di-nam'-iks*) [*πνεῖν*, to breathe; *δύναμις*, power]. The dynamics of respiration.

**Pneogaster** (*ne'-o-gas-ter*) [*πνεῖν*, to breathe; *γαστήρ*, stomach]. In biology, the respiratory tract.

**Pneogastric** (*ne-o-gas'-trik*) [*πνεῖν*, to breathe; *γαστήρ*, the stomach]. Pertaining to the pneogaster.

**Pneograph** (*ne'-o-graf*) [*πνεῖν*, to breathe; *γράφειν*, to write]. 1. An instrument consisting of a semi-disc, suspended in front of the mouth, for the purpose of recording the force, rhythm, and duration, of the expiration. 2. Synonym of *Pneumograph*.

**Pneometer** (*ne-om'-et-er*). Synonym of *Spirometer*.

**Pneometry** (*ne-om'-et-re*). Synonym of *Pulmonometry*.

**Pneophore** (*ne'-o-fōr*) [*πνεῖν*, to breathe; *φορέω*, carrying]. An instrument to aid artificial respiration in the asphyxiated.

**Pneoscope** (*ne'-o-skōp*) [*πνεῖν*, to breathe; *σκοπεῖν*, to examine]. An instrument for measuring respiratory movements.

**Pneuma** (*nu'-mah*) [*πνεῦμα*, breath]. 1. Air; a breath. 2. The vital principle.

**Pneumapostema** (*nu-map-os-te'-mah*). Synonym of *Pneumonapostema*.

**Pneumapothorax** (*nu-map-i-o-tho'-raks*). Synonym of *Pneumothorax*.

**Pneumarthrosis** (*nu-mar-thro'-sis*) [*πνεῦμα*, air; *ἄρθρον*, a joint]. A collection of air or gas in an articular cavity.

**Pneumatelectasis** (*nu-mat-el-ek'-tas-is*) [*πνεῦμα*, breath; *ἀτελής*, imperfect; *ἐκτασις*, expansive]. Atelectasis of the lungs.

**Pneumathemia** (*nu-math-e'-me-ah*) [*πνεῦμα*, air; *αἷμα*, blood]. The presence of air or free gas in the blood-vessels.

**Pneumatic** (*nu-mat'-ik*) [*πνεῦμα*, air]. Pertaining to gases or to the atmosphere; pertaining to respiration. **P. Cabinet**, a device for enclosing the whole or a part of the body so that it may be subjected to

compressed or rarefied air. **P. Differentiation**, the treatment of disease by inhalation of air more rarefied than that which surrounds the body. **P. Malting**. See *Malting*. **P. Medicine**, the treatment of disease by inhalation of vapors or gases, or by fumigation. **P. Occlusion**, Maisonneuve's plan of dressing stumps. It consists in draining away the accumulation from the wound by aspiration. **P. Physician**, a pneumatist; one of a sect of physicians who regarded health and disease as consisting in the different proportions of an element, *pneuma*. **P. System**. See *Sewage, Disposal of*. **P. Trough**, a trough partly filled with water for facilitating the collection of gases.

**Pneumatics** (*nu-mat'-iks*) [*πνεῦμα*, air]. That branch of physics treating of the physical properties of air and gases.

**Pneumatism** (*nu'-mat-izm*) [*πνεῦμα*, air]. The doctrine of the pneumatists.

**Pneumatist** (*nu'-mat-ist*) [*πνεῦμα*, air]. A pneumatic physician.

**Pneumato-** (*nu'-mat-o-*) [*πνεῦμα*, air, breath]. A prefix to denote connection with the air or breath.

**Pneumatocardia** (*nu-mat-o-kar'-de-ah*) [*πνεῦμα*, air; *καρδία*, heart]. The presence of air or gas in the chambers of the heart.

**Pneumatocephalus** (*nu-mat-o-sef'-al-us*). Synonym of *Physocephalus*.

**Pneumatochemia** (*nu-mat-o-kem'-e-ah*) [*πνεῦμα*, air; *χημεία*, chemistry]. The chemistry of gases.

**Pneumatocyst** (*nu-mat'-o-sist*) [*πνεῦμα*, air; *κύστις*, bladder]. In biology, an air-sac; a pneumatophore.

**Pneumatocystic** (*nu-mat-o-sis'-tik*) [*πνεῦμα*, air; *κύστις*, bladder]. Pertaining to a pneumatocyst.

**Pneumatodic** (*nu-mat-o'-dik*) [*πνευματώδης*]. Filled with air.

**Pneumatodyspnea** (*nu-mat-o-disp-ne'-ah*) [*πνεῦμα*, air; *δύσπνοια*, dyspnea]. Emphysematous dyspnea.

**Pneumatogram** (*nu-mat'-ol'-o-gram*) [*πνεῦμα*, breath; *γράμμα*, writing]. A tracing showing the frequency, duration, and depth of the respiratory movements.

**Pneumatologic** (*nu-mat-o-loj'-ik*) [*πνεῦμα*, breath; *λόγος*, science]. Pertaining to pneumatology.

**Pneumatologist** (*nu-mat'-ol'-o-jist*) [*πνεῦμα*, breath; *λόγος*, science]. One versed in pneumatology.

**Pneumatology** (*nu-mat-ol'-o-je*) [*πνεῦμα*, breath; *λόγος*, knowledge]. 1. The science of respiration. 2. The physics and chemistry of gases.

**Pneumatometer** (*nu-mat-om'-et-er*). An instrument designed by Waldenburg to measure the pressure of inspiration or expiration by the force exerted upon a mercuric column contained in a u-tube.

**Pneumatometry** (*nu-mat-om'-et-re*) [*πνεῦμα*, air; *μέτρον*, measure]. 1. The measurement of the force in respiration. It is used as a means of diagnosis. 2. The treatment of pulmonary and circulatory diseases by means of a pneumatic apparatus.

**Pneumatomphalocoele** (*nu-mat-om-fal'-o-sel*) [*πνεῦμα*, air; *ὀμφαλός*, navel; *κῆλη*, tumor]. An umbilical hernia containing flatus.

**Pneumatomphalus** (*nu-mat-om'-fal-us*). Synonym of *Pneumatophalocoele*.

**Pneumatopathy** (*nu-mat-op'-ath-e*) [*πνεῦμα*, air, spirit; *πάθος*, disease]. Mind-cure; the curing of diseases by psychic influence.

**Pneumatophore** (*nu-mat'-o-for*) [*πνεῦμα*, air; *φόρος*, bear]. In biology, an air-sac, or swim-bladder. The hydrostatic apparatus or specialized person of a *Siphonophora* colony. It represents a metamorphosed *Medusa* umbrella. The contained air can be expelled through a pore, and again secreted by the glandular epithelium at its base.

**Pneumatophorous** (*nu-mat-off'-or-us*) [*πνεῦμα*, air;



φόρος, bear]. In biology, bearing a pneumatocyst; pertaining to or like a pneumatophore.

**Pneumatorrhachis** (*nu-mat-or'-a-kis*) [πνεῦμα, air; ῥάχις, spine]. The presence of air in the spinal canal.

**Pneumatosic** (*nu-mat-o'-sik*) [πνευμάτωσις, inflation]. Affected with pneumatosis.

**Pneumatosis** (*nu-mat-o'-sis*) [πνευμάτωσις, inflation].

1. The presence of gas or air in abnormal places, or of an excessive quantity where a little exists normally.
2. The condition of flatulent distention of the stomach and bowels.

**Pneumatotherapeutics** (*nu-mat-o-ther-ap-u'-tiks*). See *Aërotherapeutics*.

**Pneumatotherapy** (*nu-mat-o-ther-ap-e*) [πνεῦμα, air; θεραπεία, treatment]. The treatment of diseases by means of compressed or rarefied air.

**Pneumatothermante** (*nu-mat-o-thur-man'-ter*) [πνεῦμα, air; θερμαίνειν, to warm]. A respirator.

**Pneumothorax** (*nu-mat-o-tho'-raks*) [πνεῦμα, air; θώραξ, chest]. Synonym of *Pneumothorax*.

**Pneumatotomy** (*nu-mat-ot'-o-me*). Synonym of *Pneumotomy*.

**Pneumaturia** (*nu-mat-u'-re-ah*) [πνεῦμα, air; οὖρον, urine]. The evacuation of free gas with the urine.

**Pneumatype** (*nu'-mat-íp*) [πνεῦμα, air; τύπος, type]. *Breath-picture*. The deposit formed upon a piece of glass by the moist air exhaled through the nostrils when the mouth is closed. It is employed in the diagnosis of nasal obstruction. Slate-paper may be used, pulverized sulphur or boric acid being blown upon the moistened surface to make a permanent record.

**Pneumectasis** (*nu-mek'-tas-is*). Synonym of *Pneumonectasis*.

**Pneumectomy** (*nu-mek'-to-me*) [πνεύμων, lung; ἐκτομή, excision]. Excision of a portion of the lung.

**Pneumic** (*nu'-mik*) [πνεύμων, the lung]. Pertaining to the lung. **P.** Acid, a crystalline acid extracted from the pulmonary tissue of mammals. It is thought by Verdeil to be a compound of lactic acid and taurin.

**Pneumique** (*nu-mèk'*) [Fr.]. Pertaining to air. **P.** Osteoarthropathie hypertrophiante. See *Osteoarthropathy*.

**Pneumo-** (*nu'-mo-*). Same as *Pneumon-*.

**Pneumoactinomycosis** (*nu-mo-ak-tin-o-mi-ko'-sis*) [πνεῦμων, lung; ἀκτίς, a ray; μύκης, a fungus]. Actinomycosis of the lung.

**Pneumobacillus** (*nu-mo-bas-il'-us*). See *Micrococcus pasteurii* and *Bacillus pneumoniae*, in *Bacteria, Synonymic Table of*.

**Pneumocace** (*nu-mok'-as-e*) [πνεύμων, lung; κακή, evil]. Gangrene of the lung.

**Pneumocarcinoma** (*nu'-mo-kar-sin-o'-mah*) [πνεύμων, lung; καρκίνωμα, carcinoma]. Carcinoma of the lungs.

**Pneumocoele** (*nu'-mo-sēl*). Synonym of *Pneumatocele*.

**Pneumocentesis** (*nu-mo-sen-te'-sis*) [πνεύμων, lung; κέντησις, puncture]. Paracentesis of the lung, especially of a pulmonary cavity.

**Pneumochysis** (*nu-mok'-is-is*) [πνεύμων, lung; χύσις, pouring]. Pulmonary edema.

**Pneumococcus** (*nu-mo-kok'-us*) [πνεύμων, lung; κόκκος, kernel]. A micrococcus of the lung. **P.** of Frænkel. See *Micrococcus pasteurii*. **P.** of Friedländer. See *Micrococcus pneumoniae*, in *Bacteria, Synonymic Table of*.

**Pneumoconiosis** (*nu-mo-ko-ni'-o-sis*) [πνεύμων, lung; κόνις, dust; νόσος, disease]. Lung-disease caused by the inhalation of dust. Examples are: Anthracosis, chalicosis, siderosis.

**Pneumocysto-ovarium** (*nu-mo-sis'-to-o-va'-re-um*) [πνεῦμα, air; κύστις, cyst; ovarium, ovary]. An ovarian cyst containing air or gas.

**Pneumoderma, Pneumodermis** (*nu-mo-der'-mah, nu-mo-der'-mis*) [πνεῦμα, air; δέρμα, skin]. Air under the skin; subcutaneous emphysema.

**Pneumodynamics** (*nu-mo-di-nam'-iks*). Synonym of *Pneodynamics*.

**Pneumoënteritis** (*nu-mo-en-ter-i'-tis*) [πνεύμων, lung; ἔντερον, intestine; ιτις, inflammation]. Inflammation of the lungs and of the intestine. See *Hog-cholera*. **P.**, Infectious. Synonym of *Hog-cholera*.

**Pneumogastric** (*nu-mo-gas'-trik*) [πνεύμων, lung; γαστήρ, stomach]. Pertaining conjointly to the lungs and the stomach, or to the pneumogastric or vagus nerve. **P. Nerve**. See *Nerves, Table of*.

**Pneumogram** (*nu'-mo-gram*) [πνεύμων, lung; γράμμα, writing]. The tracing afforded by the pneumograph.

**Pneumograph** (*nu'-mo-graf*) [πνεύμων, lung; γράφειν, to write]. A registering instrument for measuring the movements of the chest in respiration.

**Pneumographic** (*nu-mo-graf'-ik*) [πνεύμων, lung; γράφειν, to write]. Pertaining to pneumography.

**Pneumography** (*nu-mog'-ra-fē*) [πνεύμων, lung; γράφειν, to write]. The description of the lungs.

**Pneumohemia** (*nu-mo-hem'-e-ah*). Synonym of *Pneumonemia*.

**Pneumohemothorax** (*nu-mo-hem-o-tho'-raks*) [πνεῦμα, air; αἷμα, blood; θώραξ, thorax]. A collection of air or gas, and blood, in the pleural cavity.

**Pneumohydropericardium** (*nu-mo-hi-dro-per-ik-ar'-de-um*) [πνεῦμα, air; ὕδωρ, water; περί, around; καρδία, heart]. An accumulation of air and fluid in the pericardial cavity.

**Pneumohydrothorax** (*nu-mo-hi-dro-tho'-raks*) [πνεῦμα, air; ὕδωρ, water; θώραξ, thorax]. A collection of air or gas, and fluid, in the pleural cavity.

**Pneumokoniosis**. See *Pneumoconiosis*.

**Pneumolith** (*nu'-mo-lith*) [πνεύμων, lung; λίθος, a stone]. A stony concretion in the lungs, as a calcified tubercle.

**Pneumology** (*nu-mol'-o-je*) [πνεύμων, lung; λόγος, science]. The sum of scientific knowledge concerning the lungs and air-passages.

**Pneumomalacia** (*nu-mo-mal'-a-se-ah*) [πνεύμων, lung; μαλακία, softness]. Abnormal softness of the lung.

**Pneumomassage** (*nu-mo-mas-sahzh'*) [πνεῦμα, air; μάζειν, to knead]. The application of massage or passive motion to the tympanic membrane and auditory ossicles by pneumatic means.

**Pneumometer** (*nu-mom'-et-er*). Synonym of *Spirometer*.

**Pneumometry** (*nu-mom'-et-re*). Same as *Spirometry*.

**Pneumomycosis** (*nu-mo-mi-ko'-sis*) [πνεύμων, lung; μύκης, fungus]. The presence of fungi in the lung. The etiologic relation of fungi to lung-diseases is not fully determined.

**Pneumon-** (*nu'-mon-*) [πνεύμων, lung]. A prefix denoting connection with or relation to the lungs.

**Pneumonæmia** (*nu-mo-ne'-me-ah*). See *Pneumonemia*.

**Pneumonalgia** (*nu-mo-nal'-je-ah*) [πνεύμων, lung; ἄλγος, pain]. Pain in the lung.

**Pneumonapoplexia** (*nu-mon-ap-o-pleks'-e-ah*) [πνεύμων, lung; ἀποπληξία, apoplexy]. A sudden hemorrhage into the lung-tissue.

**Pneumonatelectasis** (*nu-mon-at-el-ek'-tas-is*) [πνεύμων, lung; ἀτελέκτασις, atelectasis]. Atelectasis of the lung.

**Pneumonechema** (*nu-mon-ek-e'-mah*) [πνεύμων, lung; ἤχημα, sound]. The normal vesicular murmur heard over the lung in respiration.

**Pneumonectasia, Pneumonectasis** (*nu-mon-ek-ta'-ze-ah, nu-mon-ek'-tas-is*) [πνεύμων, lung; ἐκτασις, distention]. Emphysema of the lung.

**Pneumonectomy** (*nu-mon-ek'-to-me*) [*πνεύμων*, lung; *ἐκτομή*, excision]. Excision of a portion of a lung; pneumectomy.

**Pneumonedema** (*nu-mon-e-de'-mah*) [*πνεύμων*, lung; *οἰδημα*, edema]. Edema of the lungs.

**Pneumonemia** (*nu-mon-e'-me-ah*) [*πνεύμων*, lung; *αἷμα*, blood]. Congestion of the lungs.

**Pneumonemphraxis** (*nu-mon-em-fraks'-is*) [*πνεύμων*, lung; *ἐμφράξις*, obstruction]. Obstruction of the lungs or the bronchi.

**Pneumonemphysema** (*nu-mon-em-fiz-e'-mah*) [*πνεύμων*, lung; *ἐμφοσημα*, inflation]. Emphysema of the lungs.

**Pneumonia** (*nu-mo'-ne-ah*) [*πνεύμων*, lung]. Any inflammation of the lungs. **Pneumonitis**. By usage the word pneumonia, used without qualification, implies croupous pneumonia, *q. v.* **P., Abortive**, a condition of acute congestion, such as is seen in the first stage of pneumonia, but which is not succeeded by the other stages. **P., Acute**. Synonym of *P., Croupous*. **P., Adynamic**, pneumonia attended with debility, depression of the circulation and of the nervous system. **P. alba**. Synonym of *P., White*. **P., Alcoholic**, the croupous pneumonia of drunkards. It is often associated with delirium and is very fatal. **P., Apex**, **P., Apical**, croupous pneumonia of the apex of a lung, by some believed to be more grave than basal pneumonia; many cases, however, run a favorable course. Cerebral symptoms are said to be more common when the apex is affected. **P., Apoplectic**, pneumonia associated with hemorrhage into the lung. **P., Aspiration**, a broncho-pneumonia due to the inspiration of food-particles or other irritant substances into the lung. The condition is met with in cases in which the sensitiveness of the larynx and trachea is benumbed, as in apoplectic coma or uremia, and in low fevers; also in the insane from stuffing of the mouth with food and in defective deglutition. **P., Ataxic**. Synonym of *P., Adynamic*. **P., Bilious**, pneumonia accompanied by icterus. **P., Broncho-**. See *Broncho-pneumonia*. **P., Caseous Lobular**. Synonym of *P., Desquamative*. **P., Catarrhal**. Synonym of *Broncho-pneumonia*. **P., Central**, a croupous pneumonia beginning in the interior of the lobe of the lung. The physical signs are obscure until the inflammation reaches the surface. **P., Cerebral**, that form of pneumonia associated with marked cerebral symptoms. It is most common in children and in the beginning resembles meningitis. **P., Cheesy**. Synonym of *P., Caseous*. **P., Chronic**. Synonym of *P., Interstitial*. **P., Cirrhotic**. Synonym of *P., Interstitial*. **P., Contusion**, pneumonia following contusion of the chest. **P., Creeping**. See *P., Migratory*. **P., Crossed**, croupous pneumonia of the lower lobe on one side, associated with the same disease in the upper lobe of the other side. **P., Croupous**, *Lobar Pneumonia*, that commonly called simply pneumonia, an acute disease, running a definite course and tending to recovery. It is most often due to a specific micro-organism, the pneumococcus of Fränkel, and may be epidemic in certain districts. But besides the pneumococcus, of Fränkel, which is really a lanceolate bacillus occurring in pairs, other microorganisms can give rise to croupous pneumonia, *e. g.*, the bacillus pneumonie of Friedländer, the streptococcus and the staphylococcus pyogenes, the bacillus of typhoid fever. The disease occurs more frequently during the winter months, and in males than in females. The lower lobes are the parts usually affected, and especially that of the right side. The apex, however, may be the part involved, especially in children. Occasion-

ally a double or bilateral pneumonia is encountered, both lower lobes or both apices being involved. The disease is ushered in by a chill, followed by high fever, flushed cheeks, dry, coated tongue, rapid, shallow respiration, and pain in the affected side. More or less cough is present, and there is usually the characteristic bloody or rusty expectoration. The respirations are rapid, and quite a characteristic feature is the disturbance of the pulse-respiration ratio—instead of 4 to 1, it may be 3 to 1, or 2 to 1, *i. e.*, we may have a pulse of 84 and respirations 42, or even more. The physical signs are distinctive—immobility of the affected portion of the chest, increased tactile fremitus, dullness on percussion (rarely a peculiar wooden tympany), a fine, crepitant rale in the first stage, bronchial breathing and bronchophony in the second, to which moist râles are added when resolution begins. In nearly every case there is an associated plastic pleurisy, which is responsible for the pain. It may give rise to a friction-sound. The urine is high-colored and deficient in chlorids, the bowels sluggish. A crisis usually occurs on the seventh day. The anatomic change consists in the appearance of a firm or solid exudation in the pulmonary alveoli. The disease proceeds through the following stages: 1. *Congestion*, in which there is intense congestive hyperemia. 2. *Red Hepatization*, in which the lung is bulky, heavy, firm, and airless, and its surface granular, its red tint being due to extravasated corpuscles and distended capillaries. 3. *Gray Hepatization*, due to the degeneration of the exudate and anemia from compression of the capillaries. In the majority of cases resolution takes place and the lung returns to its previous condition. **P., Deglutition**. Synonym of *P., Aspiration*. **P., Desquamative**, a form characterized chiefly by an intense desquamation of the cells lining the air-vesicles, a proliferation of the connective-tissue cells of the septa between the vesicles, and the exudation of a scanty albuminous fluid. The exudate goes on to caseous degeneration. Three sub-varieties are described: the *lobular* form, the *confluent*, or *lobar*, and the *bronchial*, or *caseous broncho-pneumonia*. The cause of the disease is, in the majority of cases, the tubercle-bacillus. **P., Dissecting**, a suppurative inflammation extending along the interlobular and peribronchial tissues. **P., Double**, croupous pneumonia of both lungs. **P., Drunkards'**. Synonym of *P., Alcoholic*. **P., Embolic**, pneumonia due to embolism of the vessels of the lung. **P., Epithelial**. Synonym of *P., Desquamative*. **P., epizootica**, pneumonia of animals. **P., Erysipelatous**, a severe pneumonia, usually migratory, occurring in connection with, or after exposure to erysipelas, and apparently influenced by that disease. **P., Fibrinous**. See *P., Croupous*. **P., Fibroid**, **P., Fibrous**. Synonym of *P., Interstitial*. **P., Food**, a form of inspiration-pneumonia, *q. v.* **P., Gangrenous**, gangrene of the lung. **P., Gouty**, pneumonia developing in a gouty subject. **P., Grippal**. See *P., Influenzal*. **P., Hemorrhagic**. See *Hemorrhagic*. **P., Hypostatic**, a pneumonia, generally lobular, occurring in the debilitated and those suffering from other diseases. It usually affects the lower posterior portions of the lung, and is dependent upon the dorsal decubitus, the weak circulation, and the inspiration of food and other particles. Section of the vagus nerve in animals also gives rise to this form of pneumonia, because the paralysis of the air-passages favors the aspiration of foreign matters. **P., Influenzal**, a peculiar condition of the lung observed in association with influenza. There appears to be a failure of function due to pneumoparesis. There may also be inflammation of croup-



ous or catarrhal type. **P., Insular.** Synonym of *P., Lobular.* **P., Intermittent.** Synonym of *P., Bilious.* **P., Interstitial, Acute,** inflammation of the interstitial tissues of the lung, sometimes terminating in suppuration. **P., Interstitial, Chronic, cirrhosis of the lung;** a chronic inflammation of the lung, characterized by an increase of the interstitial connective tissue. It may be a termination of acute croupous pneumonia or of pulmonary tuberculosis; it may follow bronchopneumonia; in some cases it is due to extension of a chronic inflammation from the pleura, the so-called *pleurogenous interstitial pneumonia*; finally, pneumonokoniosis is a form of interstitial pneumonia. Cirrhosis of the lung is often associated with bronchiectasis. **P., Larval,** a term given in epidemics of pneumonia to those cases that present only some of the initial symptoms of the disease, slight chill, moderate fever, and a few indefinite local signs. **P., Latent,** one in which the physical signs are obscure or wanting. **P., Lobar.** Synonym of *P., Croupous.* **P., Lobular.** Synonym of *Broncho-pneumonia* and *P., Catarrhal.* **P., Malarial.** Synonym of *P., Bilious.* **P., Maligna.** Synonym of *P., Septic.* **P. malleosa,** pneumonia due to the glanders-bacillus. It is a broncho-pneumonia as a rule, but may assume a lobar form or manifest itself as multiple abscesses. **P., Massive,** one in which not only the air-cells, but the bronchi of an entire lobe, or even of a lung, are filled with the fibrinous exudate. The auscultatory physical signs are wanting; percussion yields an absolutely flat note. The condition simulates pleurisy with effusion. **P. migrans, P., Migratory,** a peculiar and well-recognized form, involving one lobe after the other. It seems occasionally to be in some way associated with erysipelas. Synonym of *P., Creeping, P., Wandering.* **P., Necrotic,** Goodhart's name for the non-tuberculous variety of pulmonary disorganization sometimes occurring in diabetic patients. The disease is characterized by rounded patches at the apex or base of the lung, the size of a hazel-nut or larger, in which a cavity rapidly forms containing a central slough. **P. notha.** Synonym of *Capillary Bronchitis.* **P., Periodic.** Synonym of *P., Bilious.* **P., Phreno-,** pneumonia associated with diaphragmitis. **P., Plastic.** Synonym of *P., Croupous.* **P., Pleuritic.** Synonym of *Pleuro-pneumonia.* **P., Pleurogenic, P., Pleurogenous,** a pneumonia secondary to disease of the pleura. **P. potatorum.** Synonym of *P., Drunkards'.* **P., Purulent:** this appears in three varieties: (1) the suppuration may involve the surfaces of the minute bronchi and air-vesicles—*purulent catarrh*; (2) there may be a true *abscess* of the lung; (3) there may be a suppurative lymphangitis and perilymphangitis. The causes of purulent pneumonia are: the aspiration of matters containing pyogenic microorganisms—this producing the first or second form; an abscess may result from the lodgment in the lung of a septic embolus, derived often from a focus of purulent phlebitis; from traumatism; from chronic diseases of the lung, especially tuberculosis with cavity-formation; from extension of suppuration from neighboring organs, as from empyema or hepatic abscess. **P., Pythogenic,** a contagious form rising under miasmatic influences. **P., Scrofulous,** an old name for *P., Caseous Lobular.* **P., Secondary,** that occurring as a complication of some preëxistent disease. **P., Senile,** the broncho-pneumonia of the aged; it may be due, in part at least, to inability to expectorate the phlegm that collects in the smaller bronchi. **P., Septic,** a lobar pneumonia due to the inspiration of septic material. It may also be caused by septic emboli. In the new-born it is usually due to the aspiration of

the maternal fluids during labor. **P., Septinous, P., Sewer-gas,** a pneumonia following the inhalation of sewer-gas. **P. serosa,** edema of the lungs. **P., Stripe** [*G. Streifenpneumonie*], a pneumonia in which the affected area has the form of a band or stripe, usually running parallel with the spinal gutter. **P., Syphilitic;** disease of the lung due to syphilis is rare. Three forms are usually described—the *pneumonia alba* of the fetus (*q.v.*); the deposit of gum-mata in the lung; and an interstitial pneumonia, taking its origin at the root of the lung and passing along the bronchi and vessels. French writers also speak of an acute syphilitic phthisis, analogous to acute pneumonic phthisis. **P., Traumatic,** pneumonia following injury of the lung; also that consecutive to section of the vagus nerves. **P., Tuberculous,** a lobular or lobar inflammation of the lung due to the tubercle-bacillus. **P., Tubular.** Synonym of *Broncho-pneumonia.* **P., Typhoid,** a pneumonia with the symptoms of the typhoid state. It is to be distinguished from *Pneumo-typhus.* **P., Vagus,** that produced by section of the vagus nerves. **P., Wandering,** a form of pneumonia in which different portions of the lung present different stages of the pneumonic process. It seems, according to Guitéras, to be in some way associated with erysipelas. **P., White,** a catarrhal form of pneumonia occurring in a syphilitic fetus and resulting in death. By an overgrowth of epithelium in the air-vesicles the lung dies, and fatty degeneration follows, giving the lungs a dead white appearance, with the imprint of the ribs on their surface.

**Pneumonic** (*nu-mon'-ik*) [*πνεύμων*, lung]. Pertaining to the lungs or to pneumonia. **P. Phthisis,** tuberculous pneumonia of the lungs. **P. Spot,** the circumscribed flush of the cheek in croupous pneumonia.

**Pneumoniacula** (*nu-mon-ik'-u-lah*) [*πνεύμων*, lung]. A slight inflammation of the lung.

**Pneumonique** (*nu-mon'-ek*) [*Fr.*]. Pertaining to the lung.

**Pneumonitic** (*nu-mon-it'-ik*) [*πνεύμων*, lung; *ιτις*, inflammation]. Pertaining to or affected with pneumonitis.

**Pneumonitis** (*nu-mon-it'-tis*) [*πνεύμων*, lung; *ιτις*, inflammation]. Pneumonia.

**Pneumono-** (*nu-mon'-o*) [*πνεύμων*, lung]. A prefix denoting connection with or relation to the lungs.

**Pneumonoblenozemia** (*nu-mon-o-blen-o-ze'-me-ah*) [*πνεύμων*, lung; *βλέννα*, mucus; *ζημία*, loss]. Pulmonary blennorrhæa.

**Pneumonocace** (*nu-mon-ok'-as-e*) [*πνεύμων*, lung; *κακός*, evil]. Gangrene of the lung.

**Pneumonocarcinoma** (*nu-mon-o-kar-sin-o'-mah*) [*πνεύμων*, lung; *καρκίνωμα*, carcinoma]. Carcinoma of the lung.

**Pneumonocataarrhus** (*nu-mon-o-kat-ar'-us*). Synonym of *Pneumonia, Catarrhal.*

**Pneumonocele** (*nu-mon'-o-sel*) [*πνεύμων*, lung; *κήλη*, tumor, hernia]. Hernia of the lung.

**Pneumonocholesia** (*nu-mon-o-kol-o'-sis*). Synonym of *P., Bilious.*

**Pneumonochoysis** (*nu-mon-ok'-is-is*) [*πνεύμων*, lung; *χύσις*, a pouring]. Edema of the lungs.

**Pneumonicirrhosis** (*nu-mon-o-sir-o'-sis*) [*πνεύμων*, lung; *κίρρως*, yellowish]. Cirrhosis of the lung, interstitial pneumonia.

**Pneumonodynia** (*nu-mon-o-din'-e-ah*) [*πνεύμων*, lung; *δύνη*, pain]. Pain referred to the lungs.

**Pneumonœdema** (*nu-mon-e-de'-nah*). See *Pneumonœdema.*

**Pneumonokoniosis** (*nu-mon-o-kon-e-o'-sis*) [*πνεύμων*, lung; *κόνη*, dust; *νόσος*, disease]. A general term

indicating chronic disease of the lungs due to the inhalation of dust. Various names have been devised denoting the kind of dust causing the inflammation: *anthracosis*, or coal-miner's disease; *siderosis*, due to inhalation of metallic dust; *chalicosis*, due to inhalation of mineral dust. The dust-particles, when they can no longer be disposed of by the natural protective agencies of the lungs, find their way into the peribronchial and peri-arterial lymph-spaces, where they set up an inflammation. This is characterized by a marked tendency to fibroid change, manifesting itself in the formation of hard, indurated nodules of various size. The lungs always present evidences of chronic bronchitis, usually also of emphysema, and, in many cases, of tuberculosis. The fibroid areas may soften and break down, forming the so-called ulcers of the lung. The softening may be due to tuberculosis, but sometimes it is not.

**Pneumonolith** (*nu-mon'-o-lith*). Synonym of *Pneumolith*.

**Pneumonolithiasis** (*nu-mon-o-lith-i'-as-is*) [*πνεύμων, lung; λίθος, stone*]. The formation of pneumoliths.

**Pneumonomalacia** (*nu-mon-o-mal-a'-se-ah*). Synonym of *Pneumomalacia*.

**Pneumonomelanosis** (*nu-mon-o-mel-an-o'-sis*) [*πνεύμων, lung; μέλας, black; νόσος, disease*]. Anthracosis of the lung.

**Pneumonometer** (*nu-mon-on'-et-er*). Synonym of *Spirometer*.

**Pneumonomycosis** (*nu-mon-o-mi-ko'-sis*). Same as *Pneumomycosis*.

**Pneumonoparalysis** (*nu-mon-o-par-al'-is-is*) [*πνεύμων, lung; παράλυσις, paralysis*]. Paralysis of the lung.

**Pneumonopathia** (*nu-mon-o-pa'-the-ah*) [*πνεύμων, lung; πάθος, disease*]. Any disease of the lung.

**Pneumonophlebitis** (*nu-mon-o-fleb-i'-tis*) [*πνεύμων, lung; φλέψ, vein; ιτις, inflammation*]. Inflammation of the pulmonary veins.

**Pneumonophthisis** (*nu-mon-off'-this-is*) [*πνεύμων, lung; φθίσις, a wasting*]. A destructive process in the lungs.

**Pneumonophyseter** (*nu-mon-o-fi-se'-ter*) [*πνεύμων, lung; φυσήγυρ, blowpipe*]. An apparatus for inflating the lungs.

**Pneumonopleuritis** (*nu-mon-o-plu-ri'-tis*). Synonym of *Pleuropneumonia*.

**Pneumonoptysis** (*nu-mon-op'-tis-is*). Synonym of *Hemoptysis*.

**Pneumonorrhagia** (*nu-mon-or-a'-je-ah*) [*πνεύμων, lung; ρήγνιναι, to burst forth*]. Hemorrhage from the lungs.

**Pneumonorrhea** (*nu-mon-or-e'-ah*) [*πνεύμων, lung; ροία, a flow*]. A chronic mucous discharge from the lung; also small, oft-repeated hemorrhages from the lungs.

**Pneumonosaprosis** (*nu-mon-o-sap-ro'-sis*). Synonym of *Pneumococci*.

**Pneumonoscirrhus** (*nu-mon-o-skir'-us*) [*πνεύμων, lung; σκίρρως, hard*]. Induration of the lung, associated with bronchiectasis.

**Pneumonosepsis** (*nu-mon-o-sep'-sis*) [*πνεύμων, lung; σήψις, putrefaction*]. Septic inflammation of the lung.

**Pneumonosis** (*nu-mon'-o-sis*) [*πνεύμων, lung; νόσος, disease*]. Any affection of the lungs.

**Pneumonospasmos** (*nu-mon-o-spaz'-mos*). Synonym of *Asthma*.

**Pneumostenosis** (*nu-mon-o-sten-o'-sis*) [*πνεύμων, lung; στένωσις, contraction*]. Contraction of a lung.

**Pneumonsyrinx** (*nu-mon-o-si'-ringks*) [*πνεύμων, lung; σῦριγξ, pipe*]. A fistula of the lung; also, a syringe for making injections into the lung. Synonym also of *Pneumophyseter*.

**Pneumonotelectasis** (*nu-mon-o-tel-ek'-tas-is*) [*πνεύμων, lung; τέλος, completion; εκτασις, dilatation*]. Advanced emphysema of the lung.

**Pneumonotomy** (*nu-mon-ot'-o-me*). Synonym of *Pneumotomy*.

**Pneumony** (*nu-mo'-ne*). Synonym of *Pneumonia*.

**Pneumonyperpathia** (*nu-mon-i-per-pa'-the-ah*) [*πνεύμων, lung; υπερ, in excess; πάθος, disease*]. A grave disease of the lung.

**Pneumonypostasis** (*nu-mon-i-pos'-tas-is*). Synonym of *Pneumonia*, *Hypostatic*.

**Pneumoparesis** (*nu-mo-par'-es-is*) [*πνεύμων, lung; πάρεσις, paresis*]. Progressive congestion of the lungs apparently depending on vaso-motor deficiency or other fault of innervation; simple respiratory failure.

**Pneumopathy** (*nu-mop'-ath-e*). Synonym of *Pneumonopathy*.

**Pneumopericarditis** (*nu-mo-per-ik-ar-di'-tis*) [*πνεύμα, air; περί, about; καρδιά, heart; ιτις, inflammation*]. Pericarditis with the formation of gas in the pericardial sac.

**Pneumopericardium** (*nu-mo-per-ik-ar'-de-um*) [*πνεύμα, air; περί, about; καρδιά, heart*]. The presence of gas in the pericardial sac. It is due to traumatism, or to communication between the pericardium and the esophagus, stomach, or lungs. It is marked by tympanitic resonance over the precordial region, metallic rhythmic gurglings, and friction-sounds.

**Pneumoperitonitis** (*nu-mo-per-it-on-i'-tis*) [*πνεύμα, air; περιτόναιον, peritoneum; ιτις, inflammation*]. Peritonitis with the presence of gas in the peritoneal cavity.

**Pneumophthalmos** (*nu-moff-thal'-mos*) [*πνεύμα, air; ὀφθαλμός, eye*]. The presence of air within the eye.

**Pneumophthisis** (*nu-moff'-this-is*) [*πνεύμων, lung; φθίσις, wasting*]. A destructive process in the lung.

**Pneumophyma** (*nu-mo-fi'-mah*) [*πνεύμων, lung; φύμα, growth; pl., Pneumophymata*]. A tubercle of the lung.

**Pneumophymia** (*nu-mo-fi'-me-ah*) [*πνεύμων, lung; φύμα, growth*]. Tuberculosis of the lung.

**Pneumophyses** (*nu-mo-fi'-sēz*) [*πνεύμα, air; φέειν, to produce; φύεσθαι, to grow*]. In biology, two membranous sacs, always more or less filled with air, connected with the reproductive organs of the drone-bee. In repose they are bent and flattened, but when swollen they become hard and resistant, and take the form of divergent horns, which, as they expand in undergoing eversion, pass into and fill the bursa copulatrix of the queen. (Cheshire.)

**Pneumopleuritis** (*nu-mo-plu-ri'-tis*) [*πνεύμων, lung; πλευρά, pleura; ιτις, inflammation*]. Conjoined inflammation of the lungs and pleura.

**Pneumopypericardium** (*nu-mo-pi'-o-per-ik-ar'-de-um*) [*πνεύμα, air; πύον, pus; περί, about; καρδιά, heart*]. The presence of air or gas and pus in the pericardial sac.

**Pneumopyothorax** (*nu-mo-pi'-o-tho'-raks*) [*πνεύμα, air; πύον, pus; θώραξ, chest*]. The presence of air and pus in the cavity of the thorax.

**Pneumor** (*nu-mor*) [*πνεύμα, air; amor, love*]. Desire for air, or to breathe.

**Pneumorrhagia** (*nu-mor-a'-je-ah*). See *Hemoptysis*.

**Pneumoscope** (*nu-mo-skōp*). Synonym of *Pneumograph*.

**Pneumoserothorax** (*nu-mo-se'-ro-tho'-raks*) [*πνεύμα, air; serum, serum; θώραξ, chest*]. The presence of air or gas and serum in the pleural cavity.

**Pneumosis** (*nu-mo'-sis*). Same as *Pneumonosis*.

**Pneumoskeletal** (*nu-mo-skel'-et-al*) [*πνεύμων, lung; σκελετόν, a dry body*]. Pertaining to a pneumoskeleton.



**Pneumoskeleton** (*nu-mo-skel'-et-on*) [πνεύμων, lung; σκελετόν, a dry body]. In biology, a skeletal structure developed in connection with a respiratory organ.

**Pneumotherapeutic** (*nu-mo-ther-ap-u'-tik*) [πνεύμα, air; θεραπεία, treatment]. Pertaining to pneumotherapy.

**Pneumotherapeutics** (*nu-mo-ther-ap-u'-tik-s*). Synonym of *Pneumotherapy*.

**Pneumotherapy** (*nu-mo-ther'-ap-e*) [πνεύμα, air, or πνεύμων, lung; θεραπεία, treatment]. The treatment of diseases of the lung. Synonym of *Pneumatotherapy*.

**Pneumothorax** (*nu-mo-tho'-raks*) [πνεύμα, air; θώραξ, chest]. Distention of the pleural cavity with air or gas. This condition may be due to traumatism or to communication between the pleural cavity and some one of the air-containing organs. It is not rare as a complication of pulmonary tuberculosis, following rupture of a cavity. It is marked by dyspnea, shock, pain, a tympanitic (sometimes a dull) percussion-note over the affected side, displacement of the heart, bell-tympany, and diminished respiratory murmur. If there be also serum or liquid present, as is likely to be the case unless death ensue rapidly, the condition is called *Hydro-pneumothorax*, or pneumothorax with effusion. **P. by Occlusion**, a condition in which there is no apparent communication between the air in the pleural cavity and the external atmosphere. **P. Patent**, a term used when the opening through which the air has entered the pleura is free and unobstructed. **P. subphrenicus**, pneumothorax due to perforation of the diaphragm. **P., Valvular**, a term used when the opening possesses a valvular character.

**Pneumotomy** (*nu-mot'-o-me*) [πνεύμων, lung; τομή, a cutting]. 1. Surgical incision of the lung. 2. The anatomy, or dissection, of the lung.

**Pneumotoxin** (*nu-mo-toks'-in*) [πνεύμων, lung; τοξικόν, a poison]. Klemperer's term for a poisonous albuminoid body produced by the pneumococcus, and which, when introduced into the circulation of an animal causes elevation of temperature. Subsequently there is produced in the body a substance, *antipneumotoxin*, which possesses the power of neutralizing the poison which is formed by the bacteria.

**Pneumotuberculum** (*nu-mo-tu-ber'-ku-lum*) [πνεύμων, lung; tuberculum, tubercle]. A tubercle of the lung.

**Pneumo-typhoid** (*nu-mo-ti'-foid*). Synonym of *Pneumo-typhus*.

**Pneumo-typhus** (*nu-mo-ti'-fus*) [πνεύμων, lung; τύφος, typhus]. A term given to those cases of typhoid fever that begin with a definite pneumonia dependent upon the typhoid-bacillus.

**Pneubiomantia** (*nu-o-bi-o-man'-she-ah*). Same as *Pneusiobiognosis*.

**Pneusiobiognosis** (*nu-ze-o-bi-og-no'-sis*) [πνεύσις, a blowing; βίος, life; γνώσις, knowledge]. Docinasia pulmonum, *q. v.*

**Pneusis** (*nu'-sis*) [πνεῖν, to breathe]. Respiration. **P. Pertussis**. Synonym of *Whooping-cough*.

**Pneusometer** (*nu-som'-et-er*). Synonym of *Spirometer*.

**Pnigation** (*ni-ga'-le-on*) [πνίγαιον; πνίγειν, to choke]. Nightmare; incubus.

**Pnigma** (*nig'-mah*) [πνίγειν, to choke]. Strangulation.

**Pnigophobia** (*ni-go-fo'-be-ah*) [πνίγειν, to choke; φόβος, fear]. The fear of choking that sometimes accompanies angina pectoris.

**Pnigos, Pnix, Pnixis** (*ni'-gos, niks, niks'-is*). Synonyms of *Pnigma*.

**Pock** (*pok*) [D., *pok*, a little pouch]. A pustule of an eruptive fever, especially of smallpox. **P., Black**. Synonym of *Black Smallpox*. **P.-broken**, marked with

smallpox. **P., Diphtheric**, in smallpox, a pock the seat of coagulation-necrosis with the production of a whitish membrane. **P.-hole**, **P.-mark**, the pit left by the smallpox pustule. **P., Horn**. Synonym of *Variola verrucosa*. **P.-house**, a smallpox hospital. **P.-marked**, marked with the cicatrices of the smallpox-pustule. **P., Master**, a large pock seen in some cases of smallpox, and which resembles the pustule of inoculation-smallpox. **P.-pitted**. Synonym of *Pock-marked*. **P., Stone**, an obsolete term for an acne-pustule.

**Pocked** (*pokt*) [D., *pok*, a little pouch]. Pitted; marked with pustules.

**Pocket** (*pok'-et*) [ME., *pocket*, a pocket]. In anatomy, a blind sac, or sac-shaped cavity; the abdominal cavity of certain fish. A diverticulum communicating with a cavity.

**Pocketing** (*pok'-et-ing*) [ME., *pocket*, a pocket]. A name given by Storer to a mode of treating the pedicle in the operation of ovariectomy. It is accomplished by bringing the extremity of the pedicle between the inner lips of the incision, at its lower angle, thus securing its attachment to the raw surface of the abdominal wall.

**Pocky** (*pok'-e*) [D., *pok*, a little pouch]. Having pocks or pustules; infected with variola or syphilis.

**Poculiform** (*pok'-u-lif-orm*) [*poculum*, cup; *forma*, form]. In biology, deeply cup-shaped, goblet-shaped.

**Poculum** (*pok'-u-lum*) [L.]. A teacup. **P. Diogenis** [Diogenes' cup]. The hollow of the hand.

**Pod** [origin obscure]. In biology, a more or less elongated cylindric seed-vessel.

**Podagra** (*pod-a'-grah*) [πούς, foot; ἄγρα, seizure]. Gout, especially of the great toe or the joints of the foot. **P. aberrans**, retrocedent gout.

**Podagral** (*pod-a'-gral*). Same as *Podagric*.

**Podagric** (*pod-a'-grik*) [πούς, foot; ἄγρα, seizure]. Gouty.

**Podagrism** (*pod'-ag-rizm*) [πούς, foot; ἄγρα, seizure]. Goutiness.

**Podagrous** (*pod-a'-grus*). Synonym of *Podagric*.

**Podalgia** (*pod-al'-je-ah*) [πούς (*gen. ποδός*), foot; ἄλγος, pain]. Pain in the foot.

**Podalic** (*pod-al'-ik*) [πούς, foot]. Pertaining to the feet. **P. Version**, in obstetrics, the operation of changing the position of the fetus in utero so as to bring the feet to the outlet.

**Podanencephalia** (*pod-an-en-sef-a'-le-ah*) [πούς, foot; ἀ priv.; ἐνγκεφαλος, headless]. Anencephalia with a pedunculated head.

**Podarthral** (*pod-ar'-thral*) [πούς, foot; ἄρθρον, a joint]. Pertaining to the podarthrum.

**Podarthritis** (*pod-ar-thri'-tis*) [πούς, foot; ἄρθρον, joint; ιτις, inflammation]. Gouty inflammation of the joints of the feet.

**Podarthrocace** (*pod-ar-throk'-as-e*) [πούς, foot; ἄρθρον, joint; κακός, evil]. Caries of the articulations of the feet.

**Podarthrum** (*pod-ar'-thrum*) [πούς, foot; ἄρθρον, a joint; *pl.*, *Podarthra*]. In biology, the foot-joint or metatarso-phalangeal articulation.

**Podedema** (*pod-e-de'-mah*) [πούς, foot; οἰδημα, edema]. Edema of the foot.

**Podelcoma, Podelkoma** (*pod-el-ko'-mah*). See *Fungus-foot*.

**Podencephalia** (*pod-en-sef-a'-le-ah*) [πούς, foot; ἐγκεφαλος, brain]. The condition present in a podencephalus.

**Podencephalus** (*pod-en-sef'-al-us*) [πούς, foot; ἐγκεφαλος, brain]. A variety of single autostitic monsters of the species exencephalus, in which there is a protrusion of the cranial contents from the top of the

head, the tumor assuming a pedunculated character. There is usually a considerable degree of hydrocephalus present.

**Podetiiform** (*pod-e-te'-if-orm*) [πούς, foot; *forma*, form]. Resembling a podetium.

**Podetium** (*pod-e'-she-um*) [πούς, a foot]. In biology, the stalk of an apothecium in lichens or a fruit-stalk in *Marchantia*.

**Podex** (*po'-deks*) [*podex*, the anus: *pl.*, *Podices*]. In biology, the rump, uropygium, or pygidium.

**Podical** (*pod'-ik-al*) [*podex*, the anus]. Pertaining to the podex.

**Podismus** (*pod-is'-mus*) [ποδίζειν, to measure by feet]. Spasm of the muscles of the foot.

**Podite** (*pod'-it*) [πούς, foot]. In biology, the limb of a crustacean, usually seven-jointed. Cf., *Endopodite*, *Exopodite*, *Epipodite*, *Basipodite*, *Coxopodite*, *Dactylopodite*, *Ischiopodite*, *Meropodite*.

**Poditic** (*po-dit'-ik*) [πούς, foot]. Pertaining to a podite.

**Podium** (*po'-de-um*) [ποδium, a little foot: *pl.*, *Podia*]. In biology, the foot or supporting organ. Commonly used in compounds, as *Monopodium*, *Sympodium*, *Propodium*, *Mesopodium*, *Metapodium*, *Epipodium*.

**Podobranchia** (*pod-o-brang'-ke-ah*) [πούς a foot; βράγχια, gills: *pl.*, *Podobranchiæ*]. In biology, a branchial plume or foot-gill; a respiratory organ of crustaceans attached to the coxa.

**Podobranchial** (*pod-o-brang'-ke-al*) [πούς, foot; βράγχια, gills]. Pertaining to a podobranchia.

**Podobranchiate** (*pod-o-brang'-ke-at*) [πούς, foot; βράγχια, gills]. In biology, provided with podobranchiæ.

**Podobromhidrosis** (*pod-o-brōm-hid-ro'-sis*) [πούς, foot; βρώμωσις, stench; ιδρώς, sweat]. Offensive sweating of the feet.

**Podocace** (*po-dok'-as-e*). Synonym of *Podarthrocaea*.

**Podocephalous** (*pod-o-sef'-al-us*) [πούς (ποδ-), foot; κεφαλή, head]. In biology, applied to a head of flowers when borne upon a distinct stalk.

**Pododynia** (*pod-o-din'-e-ah*) [πούς, foot; ὀδύνη, pain]. Pain in the foot, and especially in the sole of the foot; the word is now usually limited to painful heel, a neuralgic condition about the heel, attended with little or no swelling, no discoloration, and no affection of the joints. The pains are very severe, though often limited to a very small area. It may be associated with rheumatism or gout, and with certain occupations requiring much standing.

**Podœdema** (*pod-e-de'-mah*). See *Podedema*.

**Podogyn, Podogynium** (*po'-do-jin, po-do-jin'-e-um*) [πούς, foot; γυνή, female: *pl.*, *Podogynia*]. See *Gynophore* and *Basigynium*.

**Podology** (*pod-ol'-o-je*) [πούς, foot; λόγος, science]. The anatomy and physiology, etc., of the foot.

**Podophthalmic, Podophthalmous** (*pod-off-thal'-mik, pod-off-thal'-mus*) [πούς, foot; ὀφθαλμός, eye]. Having the eye fixed at the end of a projecting, movable stalk, as in crustaceans.

**Podophthalmite** (*pod-off-thal'-mit*) [πούς, foot; ὀφθαλμός, eye]. In biology, the distal of two joints of the eye-stalk or ophthalmite of a stalk-eyed crustacean, as distinguished from the *basipodophthalmite*.

**Podophyllic** (*pod-o-fil'-ik*) [πούς, foot; φύλλον, leaf]. Derived from podophyllin. **P. Acid**, a resinous, amorphous substance, found in the podophyllin of commerce.

**Podophyllin** (*pod-o-fil'-in*). See *Podophyllum*.

**Podophyllitis** (*pod-o-fil'-i'-tis*) [πούς, foot; φύλλον, leaf; ιτις, inflammation]. Inflammation of the podophyllous tissues of the hoof.

**Podophyllotoxin** (*pod-o-fil'-o-toks'-in*) [πούς, foot; φύλλον, leaf; τοξικόν, poison]. The principal ac-

tive constituent of the resin of podophyllum. It is a white, amorphous resin, very poisonous, soluble in alcohol, ether, and chloroform, slightly so in water.

**Podophyllous** (*pod-o-fil'-us*) [πούς, foot; φύλλον, leaf]. In biology, pertaining to the laminated tissues of the foot, as those inside the hoof; having compressed, leaf-like feet.

**Podophyllum** (*pod-o-fil'-um*) [πούς, foot; φύλλον, leaf]. May-apple. The root of mandrake, *P. peltatum*. It contains *podophyllin*, and this a poisonous material, *podophyllotoxin*. It is a tonic astringent, cholagogue, and purgative, and is apt to produce nausea. It is recommended in remittent fever, bilious vomiting, and malarial jaundice. Dose of the root gr. v-xx; of the resin, *podophyllin*, gr. 1/8-j. **P.**, **Abstract**. Dose gr. 1/4-j. **Unof. P.**, **Ext.**. Dose gr. j-v. **P.**, **Ext.**, **Fld.**. Dose μij-xx. **P.**, **Tinct.** (B.P.) Dose μxv-5j.

**Podorheumatism** (*pod-or-ru'-mat-izm*) [πούς, foot; ρεύμα, flux]. Rheumatism of the foot.

**Podoscaph** (*pod'-o-skaf*) [πούς, foot; σκάφος, a ship]. In biology, a hollow, skiff-like member attached to the foot of certain water birds.

**Podosperm, Podospermium** (*pod'-o-sperm, pod-o-sper'-me-um*) [πούς, foot; σπέρμα, seed]. In biology, the stalk of an ovule or seed. See *Funicle*.

**Podostomatous** (*pod-o-sto'-mat-us*) [πούς, foot; στόμα, mouth]. In biology, having foot-like mouth-parts.

**Podotheca** (*pod-o-the'-kah*) [πούς, foot; θήκη, sheath: *pl.*, *Podothecæ*]. In biology: (a) the envelop of the legs and feet of a bird; (b) the covering of a leg in the pupa of an insect.

**Podotrochilitis** (*pod-o-trok-il-i'-tis*) [πούς, foot; τροχίλια, pulley; ιτις, inflammation]. *Navicular disease*; an inflammatory disease of the fore-foot in the horse, involving the synovial sheath between the sesamoid or navicular bone of the third phalanx and the flexor perforans muscle over it.

**Podwyssozki's Theory of Inflammation**. See under *Theory*.

**Podyperidrosis** (*po-di-per-id-ro'-sis*) [πούς, foot; ὑπέρ, over; ιδρώσις, sweating]. Excessive sweating of the feet.

**Pœcilia** (*pe-sil'-e-ah*). Same as *Achroma*.

**Pœcilocyte** (*pe'-sil-o-sit*). See *Poikilocyte*.

**Pœcilocytosis** (*pe-sil-o-si-to'-sis*). See *Poikilocytosis*.

**Pœcilomelasma** (*pe-sil-o-mel-az'-mah*) [ποικίλος, varied; μέλασμα, livid spot]. Synonym of *Gangrene, Senile*.

**Pœcilonym** (*pe'-sil-o-nim*) [ποικίλος, various; ὄνυμα, a name]. In biology, one of many onyms or technical names for the same part.

**Pœciperissoma** (*pe-sil-o-per-is-o'-mah*) [ποικίλος, varied; περίσσωμα, superabundance]. An excessive growth of heterogeneous tissues.

**Pogoniasis** (*po-go-ni'-as-is*) [πώγων, beard]. Excessive growth of the beard; growth of beard in a woman.

**Pogoniate** (*po-go'-ne-āt*) [πωγωνιάτης, bearded]. In biology, webbed; bearded.

**Pogonium** (*po-go'-ne-um*) [πώγων, beard]. A small beard; also, the web of a feather.

**Pogonology** (*po-go-nol'-o-je*) [πώγων, beard; λόγος, science]. Description of the beard.

**Pogonotrophy** (*po-gon-ot'-ro-fe*) [πώγων, beard; τροφή, nourishment]. Nutrition of the beard.

**Poikiloblast** (*poi'-kil-o-blast*). See *Corpuscle*.

**Poikilocyte** (*poi'-kil-o-sit*) [ποικίλος, varied; κύτος, cell]. A large, irregularly shaped red blood-corpuscle. Poikilocytes are most abundant in the blood in pernicious anemia, but also occur in other forms of anemia.



**Poikilocythemia** (*poi-kil-o-si-the'-me-ah*) [*ποικίλος*, varied; *κύτος*, cell; *αἷμα*, blood]. The presence of poikilocytes in the blood.

**Poikilocytosis** (*poi-kil-o-si-to'-sis*) [*ποικίλος*, varied; *κύτος*, cell]. A condition of the blood marked by irregularity in the shape of the red corpuscles; it occurs preëminently in pernicious anemia, but also in other forms of anemia.

**Poikilothermal** (*poi-kil-o-ther'-mal*). Synonym of *Poikilothermic*.

**Poikilothermic** (*poi-kil-o-ther'-mik*) [*ποικίλος*, varied; *θερμη*, heat]. Varying in temperature according to the surroundings. A term applied to cold-blooded animals, the temperature of which adapts itself easily to their environment.

**Point** [ME., *point*, a point]. The sharp end of an object; in the mathematic sense, that which has position but no dimensions. **P.**, **Alveolar**, the central point in the lower margin of the upper alveolar arch. **P.**, **apophysaire**, **P.**, **Apophyseal**, a name given by Trousseau to a tender spot over the spinous process of a vertebra, which, in neuralgic affections, corresponds to the origin of the nerve involved. **P.**, **Auricular**, in craniometry, the center of the external auditory meatus. **P.**, **Boiling**, the degree of temperature at which a liquid passes into the vaporous state with ebullition. **P.**, **Cardinal**, in optics, one of the six points that determine the direction of the rays entering or emerging from a series of refracting media. **P.**, **Cardinal**, of *Capuron*. See *Pelvis*. **P.**, **Cranio-metric**. See *Cranio-metric Points*. **P.**, **Critical** (*of gases*), a temperature at or above which a gas cannot be liquefied by pressure alone. Different gases have different, but fixed critical points. **P.**, **Critical** (*of liquids*), that temperature at which a liquid, regardless of the pressure to which it is subjected, assumes a gaseous form. **P.**, **Deaf** (*of the ear*), one of certain points near the ear where, as shown by Urbantschitsch, a vibrating tuning-fork cannot be heard. The fork is held perpendicularly and is moved from the zygoma backward toward the occiput. The first point is at the lower end of the tragus; the second, where the helix intersects the line along which the fork is moved. **P.**, **Dew**, the temperature at which the atmospheric moisture is deposited as dew. **P.** of **Dispersion**, in optics, the virtual focus. **Ps.** *douloureux*, the tender spots at the exit of nerves the seat of neuralgic pain. See *Ps.*, *Valleix's*. **P.** of **Election**, in surgery, that point at which a certain operation is done by preference. **P.**, **Erb's**, the *supraclavicular point*, a point above the middle of the clavicle where a group of muscles consisting of the deltoid, biceps, brachialis anticus, and supinator longus can be stimulated to contraction. **P.**, **Eye**: 1. An ocellus, *q. v.* 2. The bright circle seen at the crossing-point of the rays above the microscopic ocular. **P.**, **Far-**, the remotest point of distinct vision; in the emmetropic eye, it is at infinity, but it is practically considered to be at 20 feet from the eye; in the myopic eye at a finite distance in front of the eye; in the hyperopic eye, beyond infinity,—practically beyond 20 feet. **P.**, **Fixation**, that point on the visual axis at which an object is most distinctly seen. **P.**, **Focal**, one of the two principal foci of a dioptric system. In the eye there is an anterior and a posterior focal point. The former is that point at which emerging rays that are parallel in the vitreous would converge in front of the eye; while the posterior is that point in the back of the eye at which entering rays, that are parallel when they strike the cornea, meet. **P.**, **Freezing**, the degree of temperature at which a liquid substance, usually water or watery fluids, becomes solid. **P.**, **Fusing**,

**P.**, **Fusion**. Synonym of *P.*, *Melting*. **P.**, **Hystero-epileptogenous**, **P.**, **Hysterogenic**. See *Zone*. **P.** of **Incidence**, in optics, that point on a surface upon which a ray of light falls. **P.**, **Intersuperciliary**, the central point of a line joining the most prominent points of the two superciliary arches. **P.**, **Jugal**, the point of intersection of a line tangent to the upper border of the zygoma and one marking the posterior border of the frontal process of the malar bone. **P.** of **Least Resistance**. See *Locus minoris resistentiæ*. **P.**, **Malar**, the most prominent point on the external surface of the malar bone. **P.**, **McBurney's**, a point two and a half inches distant from the anterior superior spine of the right ilium, on a line drawn from the spine to the umbilicus. It is often the seat of greatest tenderness in appendicitis. **P.**, **Melting**, the degree of temperature at which fusible solids begin to melt. **P.**, **Metopic**, the glabella, *q. v.* **P.**, **Motor**, the point on the surface of the body corresponding to the place where the motor nerve enters a muscle, and where an electrode must be applied to produce the maximum contraction of the muscle by electric stimulation. See *Motor Point*. **P.**, **Nasal**. Synonym of *Nasion*. **P.**, **Near-**, the nearest point at which the eyes can accommodate to see distinctly. **P.**, **Near-**, **Absolute**, the nearest point at which accommodation in a single eye is still possible without vision becoming indistinct. **P.**, **Near-**, **Binocular**, the nearest point at which the means of accommodation and the convergence of the visual axes of an object can be seen distinctly. **P.**, **Nodal**, in optics, the center of curvature of a spherical lens or refracting surface, through which rays of light pass, joining conjugate points. **P.**, **Occipital**, the pointed posterior extremity of the occipital lobe of the brain. **P.**, **Occipital**, **Maximum**, in craniometry, the point of the longest antero-posterior diameter which is most distant from the glabella. **P.**, **Ophryon**. Synonym of *Ophryon*. **P.**, **Orbital**, **External**, in craniometry, the most prominent point at the outer edge of the orbit. It is just above the fronto-malar bones. **P.** of **Ossification**, the center of ossification in a bone. **P.**, **Painful**, the point where a nerve, the seat of neuralgia, is tender on pressure. It is usually at the exit of the nerve from a bony canal, or where it passes through fascia. See *Ps.*, *Valleix's*. **P.**, **Physiologic Middle** (*of the retina*), the fovea centralis. **Ps.**, **Principal**, in optics, the two points in the optic axis of a lens that are so related that lines drawn from these points to the corresponding points in the object and its image are parallel. **P.** of **Reflection**, in optics, the point from which a ray of light is reflected. **P.** of **Refraction**, in optics, the point at which a ray of light is refracted. **P.** of **Regard**, the point at which the eye is directly looking. Its image falls in the middle of the macula lutea. **P.**, **Retinal**, **Corresponding**. See *P.*, *Retinal*, *Identical*. **P.**, **Retinal**, **Disparate**, one of those points on the retina whence images are projected, not to the same, but to different points in space. **Ps.**, **Retinal**, **Identical**, corresponding points on the two retinae, the images of which are projected to the same spot in space. **P.** of **Sight**. Same as *P.* of *Vision*. **P.**, **Subnasal**, in craniometry, the middle of the inferior border of the anterior nares, or the root of the anterior nasal spine. **P.**, **Supra-auricular**, in craniometry, the point at the root of the zygomatic process directly over the auricular point. **P.**, **Supraclavicular**. See *P.*, *Erb's*. **P.**, **Supra-nasal**. Same as *Ophryon*. **P.**, **Supra-orbital**, a tender point in neuralgia just above the supra-orbital notch. **P.**, **Vaccine**. See *Vaccine Point*. **Ps.**, **Valleix's** (*Pointes douloureux*), the points at which neuralgic nerves are tender on pressure. This ten-

derness is of diagnostic significance, and generally persists in the intervals between attacks. In trigeminal neuralgia these points are at the supra-orbital notch, at the infraorbital, and at the mental foramen. **P. of Vision**, the position from which anything is observed. **P., Vital**, a spot in the oblongata corresponding to the seat of the respiratory center, and puncture of which causes immediate death.

**Pointed** (*point'-ed*) [ME., *point*, a point]. Having a point. **P. Condyloma**. See *Venerical Wart*.

**Pointillage** (*pwant'-til-yahzh*) [Fr.]. Massage by means of the finger-tips.

**Pointing** (*point'-ing*) [ME., *point*, a point]. The coming to a point. **P. of an Abscess**, the process by which pus from the deeper structures reaches the surface.

**Poiseuille's Space**. The peripheral zone in the capillary vessel between the wall of the capillary and the central current of the red blood-discs.

**Poison** (*poi'-zn*) [ME., *poisoun*, poison]. A substance that destroys the life of an organism or impairs the functions of one or more of its organs. "A substance capable of producing noxious and even fatal effects upon the system, no matter by what avenue it be introduced; and this, as an ordinary result, in a healthy state of the body, and not by a mechanical action." (Reese.) See *Poisons*, *Table of*, pp. 1136-1149. **P., Aërial**. Same as *Miasm*. **P., Arrow**, a poison, generally a vegetable extract, applied by savages to the heads of their arrows. Curare, employed by the inhabitants of Guiana, is one of the best known of these poisons. **P.-ash**. See *Chionanthus*. **P.-bag**. See *P.-sac*. **P., Blood**, a substance having a destructive action upon the blood. **P., Frog**, an animal poison applied by the Indians of Colombia to their arrow-heads. **P., Gaboon**. See *P. of Pahonias*. **P.-gland**, a gland secreting poison. **P., Hematic**. Synonym of *P., Blood*. **P., Irritant**, one producing irritation or destruction, such as mineral acids, alkalies, caustics, and other corrosive substances. **P.-ivy**, a shrub vine of North America, *Rhus toxicodendron*. It produces a severe cutaneous inflammation. See *Rhus*. **P., Morbid**, the etiologic poisonous element of a specific disease. **P., Muscle**: 1. A substance that impairs or destroys the proper functions of muscles. 2. A poisonous albumin developed during muscular activity. **P., Narcotic**, one affecting the cerebral or cerebral and spinal centers, producing stupor, delirium, etc., such as opium, hydrocyanic acid, and carbon monoxid. See, also, *Antidote*, and *Drug*. **P., Nerve**, one impairing or destroying the conducting-power of nerves. **P.-oak**, a low form of the *poison-ivy*. **P., Ordeal**, any one of the vegetable poisons, such as *Physostigma*, used by savages in the trial of accused persons to determine their guilt or innocence. **P.-organ**, an organic apparatus for producing a poisonous material. **P. of Pahonias**, or *Phonias*, a very virulent poison obtained from the seeds of *Strophanthus hispidus*, and used as an arrow-poison. It is also called *Gaboon poison*. **P., Protoplasmic**, one destroying the vital properties of living protoplasm. **P.-sac**, a sac containing or secreting poison; a poison-gland. **P.-vine**. See *P.-ivy*.

**Poisoning** (*poi'-zn-ing*) [ME., *poisoun*, a poison]. The act of administering or ingesting any poisonous substance in doses sufficient to destroy life or health. **P., Blood**, a condition in which the quality of the blood is altered by reason of the presence in it of a poison; ordinarily, synonymous with *Septicemia*.

**Poisonous** (*poi'-zn-us*) [ME., *poisoun*, poison]. Having the properties of a poison; venomous.

**Poke-root** (*pök'-rüt*). See *Phytolacca*.

**Polar** (*po'-lar*) [*polus*, a pole]. Pertaining or belonging to the poles. **P. Crown**, the disc of chromatin-grains at each pole of the nuclear spindle in karyokinesis. **P. Field**, the clear space enclosed by the chromatin-loops of the loose skein, in karyokinesis, and in which the nuclear spindle appears. Cf. *Sphere of Attraction*, *Centrosome*. **P. Globules**, two masses of nuclear substance detached from the nuclear spindles during karyokinesis. They appear to be necessary to the complete maturation of the ovum, although they ultimately disappear. Only one polar globule occurs in parthenogenetic ova. They have been described by Fleming in white blood-corpuscles. The significance of the polar bodies is not definitely known. According to certain embryologists the ovum is originally hermaphroditic, the polar bodies representing the male element, which the ovum expels in order to prepare for the entrance of the male pronucleus. An analogous condition, leading also to the loss of certain elements, is thought to exist in the spermatozoön, which likewise is originally hermaphroditic. Weismann looks upon the polar bodies as masses of ovogenetic nucleoplasm which are expelled from the ovum, in order that the more important germ-plasm may develop actively. The bodies are also known as the *polar globules of Robin*. **P. Method**, a method of applying electricity in electrotherapeutics, in which the pole whose distinctive effect is wanted is placed over the part to be treated, and the other pole over some indifferent part. **P. Nucleus**, in biology, the fourth nucleus in each group at the two extremities of the embryo-sac. **P. Reaction**, in electricity, the measure of muscular contraction that follows the application of the positive (anode) or negative (kathode) pole to a nerve or muscle. **P. Vesicle**. Same as *P. Globule*. **P. Zone**. See *Zone*.

**Polarimeter** (*po-lar-im'-et-er*) [*polus*, pole; μέτρον, a measure]. An instrument for determining the degree to which an optically active substance changes the plane of polarization to the right or to the left.

**Polarimetry** (*po-lar-im'-et-re*) [*polus*, pole; μέτρον, measure]. The use of the polarimeter.

**Polariscope** (*po-lar'-is-köp*) [*polus*, pole; σκοπεῖν, to view]. An optic instrument for exhibiting the polarization of light, or for examining substances in polarized light. The essential parts are the polarizing and analyzing prisms.

**Polariscopic** (*po-lar-is-köp'-ik*) [*polus*, pole; σκοπεῖν, to view]. Pertaining to a polariscope.

**Polariscopy** (*po-lar'-is-köp-e*) [*polus*, pole; σκοπεῖν, to view]. The use of the polariscope.

**Polaristrobometer** (*po-lar-is-tro-bom'-et-er*) [*polus*, pole; στροβός, a whirling round; μέτρον, measure]. A form of polarimeter or saccharimeter that furnishes a delicate means of fixing the plane of polarization as rotated by the sugar-solution under examination.

**Polarite** (*po'-lar-it*) [*polus*, a pole]. A filtering-material containing 50 per cent. of magnetic oxid and iron carbonate; it is used in the artificial filtration of sewage.

**Polarity** (*po-lar'-it-e*) [*polus*, pole]. The state or quality of having poles or points of intensity with mutually opposite qualities. In electrotherapeutics, that condition of a nerve in which the part nearest the negative pole is in a state of increased, and that nearest the positive is in a state of decreased irritability.

**Polarization** (*po-lar-iz-a'-shun*) [*polus*, pole]. The act of forming poles or points of intensity having qualities mutually opposite. **P., Chromatic**, polarization accompanied by a play of colors. **P., Circular**, the turning of the plane of polarization to the



right or left. **P. of Light**, the breaking up of a ray of light into two separate parts whose planes of vibration are at right angles to each other. It is usually accomplished by passing the ray through a doubly refracting medium.

**Polarizer** (*pol'-lar-i-zer*) [*polus*, pole]. In microscopy, one of the Nicol prisms placed beneath the object and by means of which the light is polarized.

**Pole** (*pól*) [*πόλος*, *polus*, a pole]. The extremity of an axis; a point on a sphere equally distant from every part of the circumference of a great circle of the sphere. In electricity, one of the points of a body at which its attractive or repulsive energy is concentrated. In galvanic or dynamic electricity, the electrodes of a cell or of a generator. In magnetism, one of the points of maximum intensity of magnetic force. **P.**, **Antigerminal**, the pole of an ovum opposite the germinal pole; it is the pole at which the food-yolk is situated. **P.**, **Cephalic**, the end of the fetal ellipse where the head of the fetus is situated. **P.-changer**, a switch or key for changing or reversing the direction of a current produced by any electric source, such as a battery. **P. Corpuscles**. See *Polar Globules*. **Ps. of the Eye**, the anterior and posterior poles of the optic axis. **P.**, **Germinal**, **P.**, **Germinative**, the pole of the egg at which the development of the embryo begins. **P.**, **Lower**, of an egg. See *P.*, *Antigerminal*. **P.**, **Negative**, the electrode or any other termination of the wire which is attached to the positive element in the galvanic cell. **P.**, **North**, in a magnet, the extremity directed toward the north. **P.**, **Nutritive**. Synonym of *P.*, *Antigerminal*. **P.**, **Occipital**, the posterior pointed extremity of the occipital lobe. **P.**, **Pelvic**, the extremity of the fetal ellipse at which the breech is situated. **P.**, **Positive**, the electrode or other terminal portion of the wire which is connected with the negative element of a galvanic battery. **P.**, **South**, in a magnet, the extremity directed toward the south. **P.**, **Upper**, in an egg, the *P.*, *Germinal*, *q. v.* **P.**, **Vitelline**. Synonym of *P.*, *Antigerminal*.

**Polemophthalmia** (*pol-em-off-thal'-me-ah*) [*πόλεμος*, war; *οφθαλμός*, eye]. Military ophthalmia; the ophthalmia of soldiers.

**Polenta** (*po-len'-tah*) [*L.*]. In Italy, a maize-meal porridge.

**Poliater** (*pol'-e-a-ter*) [*πόλις*, city; *ιατήρ*, physician]. Formerly, a physician licensed to practise by the public authorities of a city.

**Police** (*po-les'*) [*πόλις*, a city]. 1. Public order. 2. An organized civil force for maintaining order. **P.**, **Sanitary**, the body of officials in the employ of a city, state or nation, whose duty it is to look after the hygienic condition as it affects the public health.

**Policeman's Disease**. Synonym of *Tarsalgia*.

**Policlinic** (*pol-ik-lin'-ik*) [*πόλις*, city; *κλίνη*, couch]. A general city hospital. Cf. *Polyclinic*.

**Poliencephalitis** (*pol-e-en-sef-al-i'-tis*) [*πολιός*, gray; *ἐγκέφαλον*, brain; *ιτις*, inflammation]. An inflammation of the gray matter of the cortex of the brain. **P.** **acuta**, an acute inflammation of the cerebral cortex in children, giving rise to infantile cerebral palsy. **P.**, **Anterior Superior**, an inflammatory disease of the gray matter of the third ventricle, of the anterior portion of the fourth, and of that about the Sylvian aqueduct. The condition is usually acute and has, as a rule, a well marked clinical picture, including ophthalmoplegia, chiefly external, and a peculiar somnolent state; there is no other paralysis; sensation is not affected. The disease appears as if caused by infection, and is usually fatal, although recovery may take place. This disease may be related to the African sleeping-

sickness, *nélavan*, and to a similar disease occasionally observed in Switzerland and Lombardy. **P.** **corticalis**, inflammation of the gray matter of the cerebral cortex. **P.**, **Posterior**, inflammation of the gray matter of the posterior portion of the fourth ventricle.

**Polimitus malarie** (*pol-im'-it-us*). See under *Parasites (Animal)*, *Table of*.

**Polioencephalitis** (*pol-e-o-en-sef-al-i'-tis*). See *Poli-encephalitis*.

**Polioencephalo-myelitis** (*pol-e-o-en-sef'-al-o-mi-el-i'-tis*). Synonym of *Poliomyelencephalitis*.

**Poliomyelencephalitis** (*pol-e-o-mi-el-en-sef-al-i'-tis*) [*πολιός*, gray; *μυελός*, marrow; *ἐγκέφαλος*, brain; *ιτις*, inflammation]. Poliomyelitis and polienccephalitis existing together.

**Poliomyelopathy** (*pol-e-o-mi-el-ep'-ath-e*) [*πολιός*, gray; *μυελός*, marrow; *πάθος*, disease]. Disease of the gray matter of the spinal cord.

**Poliomyelitis** (*pol-e-o-mi-el-i'-tis*) [*πολιός*, gray; *μυελός*, marrow; *ιτις*, inflammation]. Inflammation of the gray matter of the spinal cord. **P.**, **Acute Anterior**, acute inflammation of the anterior horns of the gray matter of the spinal cord, leading to a destruction of the large multipolar cells of these horns. It is most common in children, coming on during the period of the first dentition and producing a paralysis of certain muscle-groups or of an entire limb. The onset is sudden, and the paralysis is usually most extensive in the beginning, a certain amount of improvement taking place subsequently. There are no sensory disturbances. The affected muscles atrophy rapidly, the reflexes in them are lost, and reactions of degeneration are present. From contraction of antagonistic muscles deformities develop later in life. The disease is also known as *Infantile Palsy*. **P.**, **Chronic Anterior**. Synonym of *Progressive Muscular Atrophy*.

**Poliomyelopathy** (*pol-e-o-mi-el-ep'-ath-e*) [*πολιός*, gray; *μυελός*, marrow; *πάθος*, disease]. Disease of the gray matter of the cord.

**Polioplasm, Polio plasma** (*pol'-e-o-plazm, pol-e-o-plaz'-mah*) [*πολιός*, gray; *πλάσμα*, plasm]. Granular protoplasm.

**Poliiosis** (*pol-e-o'-sis*) [*πολιός*, hoary or gray]. A condition characterized by absence of pigment in the hair. See *Canities*.

**Poliotes** (*pol-e-o'-tez*) [*πολιός*, hoary or gray. Synonym of *Canities*.

**Poliotrix** (*pol'-e-o-thriks*) [*πολιός*, gray; *θρίξ*, hair]. Synonym of *Canities*.

**Polish** (*pol'-lish*) [*Pol.*, *Polski*, Polish]. Pertaining to Poland. **P.** **Plait**. See *Plica polonica*. **P.** **Ring-worm**. Same as *Plica polonica*.

**Polishing Red**. Same as *Colcothar*.

**Polity** (*pol'-it-e*) [*πόλις*, a city]. A form of government. The functions of the government of a city or town. **P.**, **Medical**, the sanitary regulations of a community.

**Poltitzer's Ear-bag**. An instrument for filling the tympanic cavity with air. It consists essentially of a large, gourd-like rubber bulb and a tube with a hard-rubber tip to fit into the nose. **P.'s Method**, a method of inflating the middle ear and clearing the Eustachian tube by filling one nostril with air from a rubber-bag, the other ear being closed and the patient, at the moment of inflation, performing the act of swallowing, during which the pharyngeal end of the Eustachian tube is open.

**Politzerization, Politzerization** (*pol-its-er-a'-shun, pol-its-er-is-a'-shun*) [after *Adam Politzer*, an Austrian physician]. The inflation of the middle ear by means of Politzer's bag.

# TABLE OF POISONS.

NAME.	CHARACTER OF POISON.	SYMPTOMS OF POISONING.	FATAL DOSE.	MODE OF PRODUCING DEATH.	TREATMENT AND ANTIDOTES.
Abrus precatorius. See <i>Jequirity</i> .					
Acetanilid.	Corrosive.	Cyanosis; peculiar discoloration of the blood due to formation of methemoglobin.		Sudden cardiac failure.	Strychnin, oxygen, and warmth; heart-stimulants.
Acetic Acid. See <i>Acid</i> .					
Acid, Acetic.	Corrosive.	Vomiting, purging; pain in the stomach, foul breath.	Recovery from 3ij.	Asphyxia.	Alkalies; soap; demulcent drinks; opium.
Acid, Arsenic. } See Arsenious. } Acid, Arsenic. }			gr. ij.		
Acid, Boric.		Nausea, vomiting, erythema, rapid, feeble pulse, collapse.		Cardiac paralysis.	
Acid, Carbolic ( <i>Phenic</i> ).	Corrosive.	Immediate burning pain from mouth to stomach; giddiness, loss of consciousness, collapse; subnormal temperature; partial suppression of urine, which is dark in color; pupils very much contracted; characteristic odor.	5j.	Respiratory and cardiac paralysis.	Evacuate; magnesium sulphate, syrup of lime, atropin.
Acid, Chromic.	Corrosive.	Yellow stains; abdominal pain; vomiting and purging; collapse.		Cardiac paralysis.	Evacuate; chalk, milk, or albumin; demulcent drinks.
Acid, Hydrochloric ( <i>Muriatic</i> ).	Corrosive.	Pain throughout digestive tract; vomiting, feeble pulse, clammy skin, collapse; eschars externally; yellow stains on clothing, but none on skin.	5j.		Alkalies; demulcent drinks; oil; stimulants (intravenous injection).
Acid, Hydrocyanic ( <i>Prussic</i> ).	Hyposthenisant.	Dyspnea, vomiting, purging, spasms, rigidity, cessation of heart's action, characteristic odor.	gr. ½.	Asphyxia.	Dilute ammonia; opium, to relieve pain; alternate cold and warm applications; atropin and heart-stimulants; artificial respiration.
Acid, Lactic.	Corrosive.	Violent irritation of alimentary canal.			Alkalies and demulcents.
Acid, Nitric.	Corrosive.	Yellow stains on skin; otherwise similar to <i>Acid, Sulphuric</i> .			Alkalies; demulcents; soap; stimulants.
Acid, Nit. } Acid, Oxalic. }	Same as <i>Acid, Nitric</i> .				
Acid, Pyrogallic.	Corrosive.	Hot, acid taste; burning, vomiting, collapse.	5j.	Paralysis of respiration and of heart.	Lime or chalk.
Acid, Salicylic.	Corrosive.	Vomiting, diarrhea, rigors, fever, black urine, great dyspnea.	Over 5j.	Formation of thrombi.	Mineral acids; alkalies; salts of iron.
Acid, Sulphuric.	Corrosive.	Mydriasis; quick and deep respiration; delirium; dyspnea; lessened arterial pressure; deadness.	Recovery from 3jss.	Respiratory paralysis.	
Acid, Sulphurous.	Corrosive.	Black stains; pain throughout digestive tract, vomiting, feeble pulse, clammy skin, profuse and bloody salivation.	5j.	Asphyxia.	Chalk; magnesia; soap; demulcent drinks.
Acid, Tartaric.	Pulmonary irritant.	Cough, bloody expectoration, pulmonary inflammation.			Air; cold to head; artificial respiration; bleeding.
	Irritant.	Pain in abdomen; vomiting, etc.	3ss.		Magnesia; lime; soap.



Aconitum napellus ( <i>Monkshood</i> ). Aconite.	Hyposthenisant.	Tingling in the mouth, giddiness, muscular weakness, pain in the abdomen, pupils dilated, pulse feeble.	5j of root. 5j of the tincture.	Asphyxia.	Evacuate; digitalis, atropin, and stimulants; artificial respiration; warmth and friction.
Actæa spicata ( <i>Baneberry</i> ).	Narcotic.	Vomiting; diarrhæa; cardiac depression; faintness; dizziness; foul breath; dryness of pharynx.		Cardiac paralysis.	Heart-stimulants.
Agaricus. See <i>Fungi</i> .					
Alcohol.	Inebriant.	Confusion of thought, giddiness, tottering gait, flushing, lips livid, convulsions, coma, death often hours or even days after apparent recovery.		Paralysis of heart.	Evacuate; coffee; battery; anyl nitrite; hot and cold douche.
Aloë spicata ( <i>Aloe</i> ).	Simple irritant.	Tenesmus, weight in pelvis, profuse diarrhæa.			
Amanita muscaria ( <i>Truffles</i> ). See <i>Fungi</i> .					
Ammonium and its compounds.	Corrosive.	Burning pain in the mouth, chest, and stomach; lips and tongue swollen and covered with detached epithelium; violent dyspnea; hæmatemesis; characteristic odor.	5j of ammonia.	Asphyxia.	Vegetable acids; demulcents.
Amygdales communis ( <i>Bitter Almond</i> ).		Similar to <i>Acid, Hydrocyanic, q. v.</i>			
Amyl Nitrite.		Throbbing headache, flushed face, sense of heat, tumultuous heart's action; diminished sensibility, mobility, and reflexes.	Recovery from 12 grams.	Paralysis of respiratory centers.	Evacuate; air; recumbent position; artificial respiration; stimulants; strychnin; ergot; digitalis.
Amylene Hydrate.	Anæsthetic.	Sleep and coma.		Paralysis of medulla.	Remove vapor; air; stimulants; artificial respiration.
Anilin.		Giddiness, apparent intoxication, sweating, blue color of mucous membrane of mouth; odor of anilin; coma.	5vj	Asphyxia.	Removal of cause; stimulation; oxygen; artificial respiration.
Antifebrin. See <i>Acetanilid</i> .					
Antimony and its compounds.	Corrosive.	Metallic taste, violent vomiting, pain and burning in the stomach, purging, dysphagia; cramps; thirst; great debility.	Tartar emetic gr. 1½.	Paralysis of the heart.	Tannic acid; demulcent drinks; opium; alcohol; ether.
Antipyrin ( <i>Phenazon</i> ).	Corrosive.	Headache, vertigo, drowsiness, deafness, confusion of ideas, cyanosis, collapse.			Recumbent position; warmth; strychnin; stimulants; oxygen; artificial respiration.
Apocynum androsalmifolium ( <i>Dogbane</i> ).	Narcotic.	Vomiting, nausea, drowsiness.			Evacuate; stimulants.
Apomorphin.	Emetic.	Violent vomiting, paralysis of motor and sensory nerves, delirium, depression of respiration, heart-depression.	gr. ½, hypodermatically, in weak adult.	Cardiac failure.	Cardiac and respiratory stimulants.
Aristolochia clematis ( <i>Birthwort</i> ).	Acronarcotic.	Nausea; gripping pains in the bowels; vomiting; dysenteric tenesmus.			Evacuate; demulcent drinks.
Arnica montana ( <i>Leopardbane</i> ).	Cardiac depressant.	Transient excitement, headache, unconsciousness, pupils dilated, paralysis of the nervous system, collapse.		Paralysis of the nervous system.	Cardiac stimulants.
Arsenic and its compounds.	Corrosive.	Violent burning pain in the stomach, retching, thirst, diarrhæa, tenesmus, burning in the urinary organs with suppression of urine; sense of constriction with dryness in throat; pulse small and frequent.	Arsenious acid gr. ʒ.		Hydrated sesquioxide of iron; precipitated carbonate of iron; emetics; demulcents.
Artemisia absinthium ( <i>Absinthe</i> ).		Tremor, stupor, epileptiform convulsions, involuntary evacuations, stertorous breathing.	Recovery from 3ss of the oil.		Emetics; stimulants; demulcents.

TABLE OF POISONS.—Continued.

NAME.	CHARACTER OF POISON.	SYMPTOMS OF POISONING.	FATAL DOSE.	MODE OF PRODUCING DEATH.	TREATMENT AND ANTIDOTES.
<i>Asclepias syriaca</i> ( <i>Swallowwort</i> ).	Acronarcotic.	Purging; weak pulse.		Heart-depressant.	Heart-stimulants.
<i>Aspidium</i> ( <i>Male Fern</i> ).	Gastro-intestinal irritant.	Vomiting, purging, great pain in the abdomen, collapse; giddiness; coma; amaurosis; cramp in extremities.	Extract ʒss.		Evacuate; stimulants.
<i>Atropa belladonna</i> ( <i>Deadly Nightshade</i> ). Atropin. Belladonna. Homatropin.	Deliriant.	Heat and dryness of the mouth and throat; suppression of saliva, difficulty in swallowing; great thirst, indistinct vision, pupils widely dilated, noisy delirium; skin dry with perhaps a rash.	Atropin gr. ij; belladonna tincture ʒj.	Paralysis of the heart.	Evacuation; stimulants; coffee; pilocarpin; artificial respiration; physostigmin may be of benefit.
Barium and its compounds.	Corrosive.	Pain in the abdomen, purging, vomiting, feeble pulse, short and labored breathing, cramps, convulsions, collapse.	Of the chlorid, one teaspoonful.		Evacuate; Glauber's or Epsom salts; dilute sulphuric acid; warmth.
Bitter Almond ( <i>Amygdalus</i> ).		Similar to <i>Acid</i> , <i>Hydrocyanic</i> , <i>q. v.</i>			
Bittersweet. See <i>Solanum</i> .					
Bloodroot. See <i>Sanguinaria</i> .					
Boric Acid. See <i>Acid</i> .					
Bromin and its compounds.	Depressants.	Respiration and heart's action lessened; reflexes sluggish; diminished sensibility; motility and sexual function impaired; acue; fetid breath; mental faculties impaired.	ʒj of bromin.	Cardiac and muscular paralysis.	Heat; stimulants; digitalis; ergot; atropin; strychnin; artificial respiration.
<i>Brucea antidysenterica</i> ( <i>False Angostura Bark</i> ).	Acronarcotic.				
Brucein. See <i>Strychnin</i> .					
<i>Bryonia dioica</i> ( <i>Bryony</i> ).	Simple irritant.	Giddiness, delirium, vomiting, diarrhea, with watery motions, dilated pupils, coma.		Heart-depression.	Emetics; mustard; salt; ipecacuanha; stimulants, freely.
<i>Caffea arabica</i> . See <i>Caf</i> .					
Caffein.	<i>fem.</i>	Burning pain in the throat, giddiness, faintness, nausea, numbness, abdominal pain, great thirst, dry tongue, tremor of extremities, diuresis, weak pulse, cold skin, collapse.		Paralysis of respiration.	Emetics; stimulants; warmth; morphin and atropin.
Calabar Bean. See <i>Physos</i> .	<i>tigma</i> .				
<i>Caladium seguinum</i> ( <i>Dumbcane</i> ).	Irritant.				Evacuate; demulcent drinks; cardiac stimulants.
Calcium. See <i>Lime</i> .					
Camphine. See <i>Turpen</i> .	<i>tine</i> .				
Camphor.	Inebriant.	Characteristic odor; languor, giddiness, disturbance of vision, delirium, convulsions, clammy skin, smarting in the urinary organs, pulse quick and weak; no pain, no vomiting, no purging.	ʒss.	Asphyxia.	Evacuate; stimulants; warmth; hot and cold douches.
<i>Canabis indica</i> ( <i>Indian Hemp</i> ).	Inebriant.	Pleasurable intoxication; sense of prolongation of time; increased sexual desire; pupils dilated; catalepsy.			Strychnin; faradization; evacuate; stimulants.



Cantharis vesicatoria (Spanish Fly).	Specific irritant.	Abdominal tenderness, tenesmus, mucous or bloody stools; vomiting, the vomit containing shining particles of the powder; incessant desire to pass water, but only a little blood or albuminous urine passed at each attempt; priapism, strangury, abortion, convulsions, coma, and insensibility.	24 grs. of the powder; ʒj of the tincture.	Paralysis of the respiratory centers.	Evacuate; demulcent drinks; morphin.
Carbolic Acid. See <i>Acid</i> .					
Carbon Bisulphid.					
Castor-oil. See <i>Ricinus</i> .					
Cerbera.	Acronarcotic.	Headache, vertigo, nervous excitement, anesthesia with great muscular rigidity, characteristic odor of breath, urine, and feces.	ʒss.	Paralysis of the respiratory centers and of the heart.	Evacuate; stimulants; warmth; artificial respiration.
Cherophyllum sylvestre (Basilad Henlock).	Acronarcotic.	Purging.			Evacuate; demulcent drinks.
Chaillotia toxicana (Ratsbane).	Acronarcotic.				
Chelidonium majus (Celandine).	Irritant and depressant.	Catharsis; vomiting; cardiac debility.		Paralysis of the heart.	Evacuate; heart-stimulants.
Chenopodium ambrosioides (Wormseed).	Acronarcotic.				
Cherry Laurel. See <i>Prunus</i> .	<i>nus</i> .				
Chloral Hydrate.	Anesthetic.	Deep sleep, loss of muscular power, lividity, reflexes diminished, pulse weak, respirations slowed, pupils contracted during sleep, but dilated on waking, temperature low.	20 grs.	Arrest of respiration or paralysis of the heart.	Evacuate; heat to the extremities; massage; coffee per rectum; strychnin; resuscitating; amyl nitrite; artificial respiration.
Chlorin.	Irritant.	Irritation of the throat, cough, tightness across chest, inability to swallow.		Asphyxia.	Air; steam-inhalations; dilute ammonia-inhalations; ether or chloroform.
Chlorodyne—Compound of Opium, q. v.					
Chloroform.	Anesthetic.	Two methods of introduction, inhalation and swallowing; symptoms in latter case delayed. 1, slight stimulation; 2, excitement and incoherence; 3, insensibility and relaxation.	3 drops vapor; ʒj swallowed.	Usually paralysis of the heart.	Draw tongue forward; air; artificial respiration; faradic current; hot and cold douche; amyl nitrite; atropin.
Chromium and its compounds. See <i>Acid</i> , <i>Chromic</i> .	<i>mic</i> .				
Cicuta maculata (American Hemlock).	Acronarcotic.	Similar to those of <i>Conium</i> , q. v.			
Cicuta virosa (Water Hemlock).	Acronarcotic.	Similar to those of <i>Conium</i> , q. v.			
Cissus.	Acronarcotic.				
Citric Acid. See <i>Acid</i> .					
Clematis vitalba (Virgin Bower).	Irritant and vesicant.				
Coal-gas.	Asphyxiant.	Headache, giddiness, loss of muscular power, unconsciousness, pupils dilated, breathing labored, coma, odor of the gas.		Asphyxia.	Air; artificial respiration; ammonia; stimulants; oxygen; coffee; hot and cold douches.

TABLE OF POISONS.—Continued.

NAME.	CHARACTER OF POISON.	SYMPTOMS OF POISONING.	FATAL DOSE.	MODE OF PRODUCING DEATH.	TREATMENT AND ANTIDOTES.
Cocain.	Deliriant.	Faintness, giddiness, nausea; pulse small, rapid, and intermittent; severe prostration; respiration slow and feeble.	22 grs. by mouth; $\frac{2}{3}$ gr. hypodermically.	Spasm of heart and muscles of respiration.	Stimulants; amyl nitrite.
Cocculus indicus ( <i>Fishberries</i> ). Picrotoxin.	Inebriant.	Nausea, vomiting, muscular debility, somnolence, sometimes convulsions, occasionally scarlatinal rash.		Paralysis of heart in diastole.	Evacuate; chloral hydrate; bromid of potassium.
Colchicum autumnale ( <i>Meadow Saffron</i> ).	Depressant.	Not unlike those of malignant cholera; burning pain in the stomach, vomiting and purging, stools mixed with blood, intense thirst, great prostration; pinched face, profuse perspiration, dilated pupils; pain in the extremities.	5ijss of the wine.	Paralysis of the respiratory centers.	Evacuate; tannic or gallic acid; demulcent drinks; stimulants; morphin.
Colocynth.	Simple irritant.	Persistent vomiting and purging, exhaustion, cold extremities, weak pulse, collapse.	5jss.		Evacuate; camphor, opium; stimulants; demulcent drinks; warmth.
Conium maculatum ( <i>Hemlock</i> ).	Paralyzant.	Weakness of the legs, gradual loss of all voluntary power, pupils dilated and fixed, loss of sight, inability to swallow.		Paralysis of the respiratory muscles.	Evacuate; tannic or gallic acid; stimulants; warmth; artificial respiration; atropin.
Convallaria majalis ( <i>Lily of the Valley</i> ).		Similar to <i>Digitalis</i> , <i>q. v.</i>		Cardiac paralyzant; arrests heart in systole.	
Convolvulus jalapæ. See <i>Jalap</i> .					
Convolvulus scammonii.	See <i>Scammony</i> .				
Copper and its salts.	Specific irritants.				
Coriaria myrtifolia ( <i>Myrtle-leaved Sumach</i> ). See <i>Su mach</i> .		Metallic taste in mouth, griping and colicky pains, nausea and vomiting, purging with straining, jaundice, hurried breathing, small, rapid pulse, weakness, thirst, giddiness, coma.	3j of the sulphate or acetate.		Evacuate; barley-water; morphin poultices to abdomen.
Creasote.		Similar to <i>Acid, Carbolic</i> , <i>q. v.</i>			
Croton tiglium ( <i>Croton-oil</i> ).	Simple irritant.	Intense pain in the abdomen, vomiting, purging, watery stools, pinched face, small and thready pulse, moist skin, collapse.	20 drops.		Evacuate; demulcent drinks; camphor; stimulants; morphin; poultices to abdomen.
Cubebs.		Nausea, vomiting, colicky pains; in some cases purging; in some an eruption resembling urticaria.			
Cucumis colocynthis. See <i>Cucurbit</i> .					
Cnare ( <i>Indian War-posea</i> ).	Paralyzant.	Complete paralysis of the voluntary muscles, slowing of the heart, gradually diminished respiration.		Arrest of the respiratory movements.	Artificial respiration; stimulants; ligate and wash wound; evacuate bladder frequently.
Cyanogen and its compounds.		Similar to <i>Acid, Hydrocyanic</i> , <i>q. v.</i>			
Cyclamen europæum ( <i>Sauv-brat</i> ).	Irritant.	Inflammation of the alimentary canal; bloody stools; cold sweats; convulsive movements.			Evacuate; opium; poultices to abdomen.
Cynanchum erectum ( <i>Cynanchum</i> ).	Acronarcotic.				



Cytisus laburnum ( <i>Laburnum</i> ).	Specific irritant.	Come on rapidly; purging, vomiting, great restlessness; drowsiness and insensibility, convulsive twitchings.	Asphyxia.	Evacuate; stimulants; coffee per rectum; hot and cold douches.
Daphne gnidium ( <i>Sponge Flax</i> ).	Irritant.	Pain; vomiting; purging.		Evacuate; demulcent drinks; heart-stimulants.
Daphne mezereum ( <i>Mezerion</i> ). See <i>Mezerion</i> .				
Datura stramonium ( <i>Thorn-apple</i> , <i>Jamestown Weed</i> ).		Symptoms and treatment similar to those of <i>Atropin</i> , <i>q. v.</i>		
Delphinium, staphisagria ( <i>Slavesacre</i> ). See <i>Staphisagria</i> .				
Digitalis purpurea ( <i>Fox-glove</i> ).	Depressant.	Purging, with severe pain, vomiting of matter of a grass-green color; pulse small, slow, and irregular; headache; lethargy followed by delirium and convulsions; pupils dilated, skin cold, coma, death suddenly.	Heart-paralysis.	Evacuate; tannic and gallic acids; stimulants; aconite; recumbent position.
Dinitro-benzin. See <i>Nitro</i> .	<i>benzin</i> .			
Dog-bite. See <i>Saliva</i> .				
Dboisia (probably identical with <i>Hyoscyamus</i> ).	See <i>Hyoscyamin</i> .			
Elatarium ( <i>Elaterin</i> ).	Simple irritant.	Purging, vomiting, salivation, prostration, clonic spasms; dyspnea.	$\frac{1}{2}$ gr. elaterin.	Emetics; stomach-pump; demulcent drinks; opium.
<b>1141</b> Equisetum hyemale ( <i>Scout-grass</i> ).	Irritant.			
Egrot.	Abortive.	Tingling in the fingers and feet cramps in the extremities, dizziness, weakness, pupils dilated, pulse small, vomiting, retching, and diarrhea.		Evacuate, quick purgatives, castor-oil or Epsom salts; tannic or gallic acid; recumbent position; stimulants; amyl nitrite.
Ervum ervilia ( <i>Bitter-vetch</i> ).	Acronarcotic.			
Erythroxylon coca. See <i>Cocain</i> .				
Eserin. See <i>Physostigma</i> .				
Ether.	Anesthetic.	Sense of strangulation; cough, stage of excitement ( <i>cerebral intoxication</i> ). Tetanic convulsive stage, complete insensibility, muscles relaxed, reflexes abolished, cerebral functions suspended.	Paralysis of respiration.	Withdraw vapor; lower the head; draw tongue forward; atropin; artificial respiration; amyl nitrite; ammonia; warmth.
Ethidene Dichlorid.	Anesthetic.	Stertorous breathing, dilated pupil, pleasant dreams, depression of pulse.		Remove vapor; draw tongue forward; artificial respiration; lower the head.
Ethyl Bromid.		Very similar to those of <i>Chloroform</i> , <i>q. v.</i>		
Euphorbia officinarum ( <i>Euphorbia Spurge</i> ).	Irritant.	Pain; nausea; vomiting; purging; weak pulse.	Paralysis of cardiac and respiratory centers.	Evacuate; heart-stimulants.
Exalgin.		Numbness and tingling, cyanosis, salivation, vomiting, intense dyspnea, feeling of alternate expansion and contraction of the head.	Paralysis of respiration.	Emetics; strychnin; stimulants.
Filix mas ( <i>Male Fern</i> ). See	<i>Aspidium</i> .			

TABLE OF POISONS.—Continued.

NAME.	CHARACTER OF POISON.	SYMPTOMS OF POISONING.	FATAL DOSE.	MODE OF PRODUCING DEATH.	TREATMENT AND ANTIDOTES.
Fish. Poisonous. (Several kinds of fish, particularly shell-fish, are constantly poisonous, while some are so only to particular constitutions)	Irritant.	Nausea, vomiting, irritation of eyes, depression, severe urticaria, or nettle-rash.			Evacuate; quick purgative; stimulants.
Fish-berries. See <i>Cocculus</i> .			•		
Fly, Spanish. See <i>Cantharis</i> .	<i>tharis</i> .				
Foxglove. See <i>Digitalis</i> .					
Fungi. (Several forms of fungi, known as mushrooms, toadstools, truffles, etc., are directly poisonous.)	Inebriant.	Gastro-intestinal catarrh, nausea, heat and pain, vomiting and purging, fainting, convulsions, small and frequent pulse; pupils dilated; delirium, stupor, death.			Evacuate; quick purgative; Glauber's or Epsom salts; stimulants.
Fusel-oil.	Irritant.	Rigidity of muscles, respiration shallow and slow, pupils small, odor of breath resembling amyl nitrite.			Evacuate; heart stimulants.
Gamboge.	Irritant.	Violent irritation of alimentary canal; vomiting; griping.			Evacuate; demulcent drinks; opium.
Gaultheria procumbens ( <i>Wintergreen</i> ).		Very similar in action to <i>Acid, Salicylic, q. v.</i>			
Gelsemium sempervirens ( <i>Yellow Jessamine</i> ).	Hyposthenisant.	Pain in brows and eyeballs; dimness of vision, ptosis, diplopia, staggering, pain in chest, suffocation, spasm, foaming at mouth, coma.	3ij fl. extract.	Paralysis of the respiratory centers.	Evacuate; atropin; stimulants; artificial respiration; hot and cold douche.
Glass.	Irritant.	Purely irritant; may have hematemesis.			Bread in crumbs, then emetic.
Gold.	Irritant.	Causes a pink stain upon the skin.			Sulphate of iron; albumin; evacuate.
Gratiolus officinalis ( <i>Hedge-hyssop</i> ).	Irritant.	Violent purging; pain.			Evacuate; demulcent drinks.
Hedeoma ( <i>Pennyroyal</i> ).	Abortive.	Unconsciousness, extremities cold, pulse small, pupils slightly dilated, vomiting, delirium, opisthotonos.	Recovery from 3j of oil.		Evacuate.
Hellebore, Green and White. See <i>Veratrum</i> .					
Helleborus niger ( <i>Black Hellebore</i> ).	Specific irritant.	Resemble malignant cholera; abdominal pain, vomiting, purging, vertigo, cold sweats, and collapse.	3ss aqueous ext.	Paralysis of heart.	Stomach-pump; tannin; mucilaginous drinks; heart-stimulants.
Hemlock. See <i>Conium</i> .					
Henbane. See <i>Hyoscyamus</i> .					
Holly Berries ( <i>Ilex aquifolium</i> ).		Vomiting, pain in the head and abdomen, purging, contraction of pupils, loss of consciousness, collapse.			Evacuate; stimulants; warmth; coffee.
Homatropin. See <i>Atropa</i> .					
Hura crepitans ( <i>Sand-box</i> ).	Irritant.	Irritation of alimentary tract; vomiting; purging.			Evacuate; demulcent drinks; opium.



Hydrophobia. See <i>Sativa</i> .						
<i>Hyoscyamus albus</i> ( <i>White Henbane</i> ).	Deliriant.	Giddiness, sense of weight in head, general loss of power, pupils dilated, diplopia, presbopia, flashes of light, incoherence of speech, delirium, insensibility, coma.	Not known.	Paralyzes respiration.	Evacuate; quick purgatives.	
<i>Hyoscyamus niger</i> ( <i>Black Henbane</i> ).						
Hyoscyamin, Hyoscin.						
Insects, Poisonous. (The bite or sting of several varieties of insects is poisonous.)		In most cases slight; in cases of tarantula and scorpion may be more serious; pain, swelling, fever, erysipelas, suppuration, and gangrene, with death.			In milder cases ammonia, soap, or other alkali to the wound. In <i>Scorpion</i> cases similar to that of snake-bite, <i>q. v.</i>	
Iodin and its compounds.	Specific irritant.	Pain in throat and stomach; vomiting, purging; vomit yellow from iodine, or blue if starch be present in the stomach; giddiness, faintness, convulsive movements.	3j of the tincture.	Paralysis of the heart.	Evacuate; starch; amyl nitrite; morphin.	
Iodoform.		Slight delirium; drowsiness; emaciation; high temperature, rapid pulse; resembles meningitis.			Wash wound with oil of eucalyptus.	
<i>Ipecacuanha</i> ( <i>Ipecacuanha</i> ).	Irritant.	Vomiting, hematemesis, and hemoptysis.			Evacuate.	
Iron and its compounds.	Simple irritants.	Metallic taste, pain, vomiting, and purging; vomited matter black.	§ss of tincture of the chlorid.		Magnesia and diluents; ice and opium	
Jaborandi. Pilocarpin.		Copious sweating, dizziness, salivation, vomiting, diarrhea, tearing pain in eyeballs, myopia, pupils much contracted.			Evacuate; stimulants; atropin or belladonna.	
Jalap.	Simple irritant.	Copious watery stools, tormina, and tenesmus.			Evacuate; demulcent drinks.	
Jamaica Dogwood. See <i>Piscidia</i> .						
<i>Jatropha curcas</i> ( <i>Indian Nut</i> ).	Irritant.	Purging; vomiting.			Evacuate; demulcent drinks.	
<i>Jatropha manihot</i> ( <i>Cassada</i> ).	Irritant.	Same as those of <i>Prussic Acid</i> , <i>q. v.</i>				
Jequirity. (Contains probably a ferment which is poisonous when introduced into the blood.)						
<i>Juniperus sabina</i> . See <i>Sa vin</i> .						
<i>Juniperus virginiana</i> ( <i>Red Cedar</i> ).	Irritant.	Gastritis; nephritis; strangury; nervous disturbances; violet-like odor in urine; copaiba-like erythema.			Evacuate; demulcent drinks; stimulants.	
Lactic Acid. See <i>Acid</i> .						
<i>Lactuca virosa</i> ( <i>Strong-scented Lettuce</i> ).	Narcotic.	Somewhat similar to those of <i>Opium</i> , <i>q. v.</i>				
Laudanum. See <i>Opium</i> .						
<i>Laurus camphora</i> . See <i>Camphor</i> .						
Lead and its compounds.	Specific irritants.	Dryness of the throat, metallic taste, great thirst, colic relieved by pressure, abdominal muscles usually rigid, constipation, cramps in the legs, paralysis of the extremities, convulsions; in the chronic forms, a blue line at margin of the gums.			Evacuate; dilute sulphuric acid; Epsom and Glauber's salts; milk; morphin; iodid of potassium to eliminate the poison; poultices to the abdomen.	

TABLE OF POISONS.—Continued.

NAME.	CHARACTER OF POISON.	SYMPTOMS OF POISONING.	FATAL DOSE.	MODE OF PRODUCING DEATH.	TREATMENT AND ANTIDOTES.
Lime.	Simple irritant.	Burning pain in the abdomen, great thirst, obstinate constipation.			Vegetable acids; demulcent drinks.
<i>Lobelia inflata</i> ( <i>Indian Tobacco</i> ).	Depressant.	Severe vomiting, with intense depression and prostration, giddiness, tremors, convulsions, collapse, death.	3j of powdered leaves.	Paralysis of respiration.	Evacuate; tannic or gallic acid; stimulants; strychnin; warmth; recumbent position.
<i>Lolium temulentum</i> ( <i>Durum</i> ).	Acronarcotic.	Vertigo; dizziness; headache; sleepiness.			
<i>Lytta vittata</i> ( <i>Potato-fly</i> ).		Similar to those of <i>Cantharis</i> , <i>q. v.</i>			
Male fern. See <i>Aspidium</i> .					
Meat. (Putrefactive changes in meat and some other forms of food produce active poisonous agents known as ptomaines. See <i>Table of Ptomaines</i> , page 1210.)		Gastro-intestinal irritation sometimes very marked; occasionally death.			Evacuate; irrigate stomach; sedatives; supportive treatment when prostration.
<i>Melia azedarach</i> ( <i>Pride of China</i> ).	Acronarcotic.	Giddiness, dimness of vision, stertorous breathing, dilated pupils, stupor.			
Mercury and its compounds.	Specific irritant.	Acrid metallic taste, burning heat in throat and stomach, vomiting, diarrhea, with bloody stools, lips and tongue white and shriveled, pulse small and frequent, death in coma or convulsions; pain may be absent. Secondary symptoms: hectic fever, coppery taste, fetid breath, gums swollen, salivation.	3 grs. of corrosive sublimate.		Albumin in some form; raw white of egg or flour; evacuate; potassium iodid, opium.
Methylene Bichlorid.	Anesthetic.	Symptoms and treatment similar to those of <i>Chloroform</i> , <i>q. v.</i>			
Mezereon.	Simple irritant.	Violent purging, vomiting, nephritis, and gastro-enteritis; an exceedingly powerful local irritant.			Evacuate; aperient and demulcent drinks; opium.
Milk. See <i>Tyrotaxon</i> .					
<i>Momordica elaterium</i> ( <i>Squirting Cucumber</i> ).	See <i>Elaterium</i> .				
Morphin. See <i>Opium</i> .					
Mushrooms. See <i>Fungi</i> .					
Mussel. See <i>Fish</i> .					
Mydalin. See <i>Meat</i> .					
<i>Myristica fragrans</i> ( <i>Nutmeg</i> ).		Thirst; tightness in the chest; vomiting.	Recovery from 1½ nutmegs.		Coffee and stimulants.
Mytilotoxin ( <i>Mussel-poison</i> ). See <i>Fish</i> .					
Naphthalin.		Cyanosis, twitching over body, urine dark-brown changing to inkly black, strangury.			Demulcent drinks; stimulants.





TABLE OF POISONS.—Continued.

NAME.	CHARACTER OF POISON.	SYMPTOMS OF POISONING.	FATAL DOSE.	MODE OF PRODUCING DEATH.	TREATMENT AND ANTIDOTES.
<i>Physostigma venenosum</i> ( <i>Catubar Bean</i> ). Eserin.	Paralyzant.	Giddiness; prostration; loss of power in the lower limbs; muscular twitching; contracted pupils; mind clear.	19 seeds.	Asphyxia.	Evacuate; atropin; chloral; strychnin; stimulants; artificial respiration.
<i>Phytolacca decandra</i> ( <i>Poke</i> ).	Paralyzant.	Nausea; vomiting; depression; heart, as well as respiration, slowed; tetanic convulsions.	6 berries; recovery from 53ij.	Paralysis of respiration.	Evacuate; alcohol; opium; ether; digitalis.
Picrotoxin. See <i>Cocculus</i> .					
Pilocarpin. See <i>Jaborandi</i> .					
Pinkroot. See <i>Spigelia</i> .					
Piper cubeba. See <i>Cubeb</i> .					
<i>Piscidia erythrin</i> ( <i>Jamaica Dogwood</i> ).		Muscular relaxation; accelerated pulse; lowered sensibility; dilated pupils; deep sleep.	Recovery from 5j of the tincture.	Asphyxia.	Same as for <i>Opium</i> , <i>q. v.</i>
Pituri.		Slightly narcotic; powerful respiratory poison.			Similar to <i>Atropin</i> , <i>q. v.</i>
<i>Plumbago europæa</i> ( <i>Toothwort</i> ).	Irritant.	Violent emesis.			Evacuate; demulcent drinks; heart-stimulants.
Poison-oak. } See <i>Rhus</i> . Poison-vine. }					
Poke-berries. See <i>Phytolacca</i> .					
<i>Polygala venenosa</i> .	<i>lacca</i> .				
Poppy. See <i>Opium</i> .	Acronarctic.				
Potassium and its compounds.		The hydrate produces the symptoms of other caustic alkalies, <i>z. g.</i> , lime; the other poisonous compounds are to be classed under their various acids.	40 grs. of the hydrate.		For <i>caustic potash</i> : Vegetable acids; demulcent drinks.
Potato-fly ( <i>Lytta vittata</i> ).	See <i>Cantharis</i> .				
Privet ( <i>Ligustrum vulgare</i> ).	Irritant.	Purging; intestinal inflammation.			Hot water in large draughts; warmth; stimulants.
<i>Prunus laurocerasus</i> ( <i>Cherry Laurel</i> ).		Both contain <i>Acid, Hydrocyanic</i> , <i>q. v.</i>			
<i>Prunus virginiana</i> ( <i>Wild Cherry</i> ).					
Prussic Acid. See <i>Acid</i> .	<i>Hydrocyanic</i> .	<i>ins.</i>			
Ptomains. See <i>Meat</i> , and	also <i>Table of Ptoma</i>	Lowers heart's action, reduces respiration and temperature; dilates pupils; paralyzes motion and sensibility.		Paralysis of heart.	Alcohol; opium; digitalis.
Pulsatilla.					
Pyrogallic Acid. See <i>Acid</i> .		Giddiness, tingling; insensibility, profuse perspiration; tongue dry; pupils normal; teeth clenched, temperature low; urine black.	Recovery from 5j.	Paralysis of respiration.	Evacuate; albumin; stimulants; warmth; atropin; amyl nitrite; red wine.
Resorcin.					



Rhus radicans ( <i>Poison-vine</i> ) Rhus toxicodendron ( <i>Poison-oak</i> ).	Irritant.	Cutaneous irritation; itching, swelling, vesicular eruption; may involve the throat, producing cough; thirst, vomiting, colicky pains, fever, delirium.			Grindelia robusta locally; also carbon-oil and solution of acetate of lead; rest; low diet; laxatives; opium.
Ricinus communis ( <i>Castor-oil</i> ).	Simple irritant.	Burning, nausea, vomiting, colicky pains, small pulse, great prostration; purging may or may not occur.	3 seeds.		Evacuate; morphin, hypodermatically; warmth; stimulants; starch and opium enemata.
Rue. Ruta graveolens ( <i>Rue</i> ).		Violent gastro-enteritis, extreme prostration, convulsions, strangury, suppression of urine.			Evacuate; demulcent drinks; diuretics; heart stimulants.
Salicylic Acid. See <i>Acid</i> .		Rarely come on in less than three weeks; may occur between that and years; pain in the bitten part; uneasiness, languor, difficult respiration, difficulty in swallowing, horror of water; violent convulsions; tongue swollen and often protruding; flow of viscid saliva.			<i>Preventive:</i> Immediate ligature above wound; excision; cautery; inoculation. <i>Of hydrophobia:</i> Chloroform internally; morphin hypodermatically; cocaine to throat; nutritive enemata.
Sambucus canadensis ( <i>Elder</i> ).	Irritant.	Emesis; purging.			Demulcent drinks; evacuate.
Sanguinaria canadensis ( <i>Bloodroot</i> ).		Salivation, catharsis, and vomiting, reflexes lowered; pupils dilated; temperature low; great thirst; collapse.		Paralysis of the cardiac and respiratory centers.	Evacuate; opium; amyl nitrite; atropin.
Santouin.	Irritant.	Disturbance of color-vision—objects first assume a bluish tinge, then yellow; singing in ears; dizziness; pain in the abdomen; convulsions; stupor.	gr. ij. to a child.	Asphyxia.	Evacuate; stimulants; chloral.
Savin.	Abortive.	Pain, vomiting, violent straining at stool, coma, and convulsions.			Evacuate; castor-oil in large dose; morphin; poultices to the abdomen.
Scammony.	Irritant.	Vomiting, purging, griping, tenesmus.			Evacuate; stimulants.
Scilla maritima ( <i>Squill</i> ).		Vomiting, purging, strangury, bloody urine, paralysis, and convulsions.		Paralysis of heart in systole.	Evacuate; demulcent drinks; diuretics; stimulants.
Secale cornutum. See <i>Ergot</i> .		Vomiting and purging.			Evacuate; stimulants.
Sedum acre ( <i>Stone-crop</i> ).	Irritant and vesicant.				Salt and water; evacuate; albumin.
Silver and its salts.	Simple irritant.	Pain, vomiting, and purging; vomit white and cheesy, rapidly turning black in the sunlight; cramps; cardiac depression; collapse.		Paralysis of respiration.	
Sium latifolium ( <i>Procumbent Water Parsnip</i> ).	Acronarcotic.	Vary in severity, but are, in the main, sharp pain in the bitten part, rapidly spreading; great swelling of the wounded member, which becomes livid and gangrenous later; fainting, vomiting, and convulsions; pulse small, frequent, and irregular; breathing difficult.		Paralysis of cardiac and respiratory centers.	Removal of poison by sucking or cupping; ligature above wound; cautery or excision; ammonia to wound and internally; warmth; in some cases large doses of ammonia or whisky internally; transfusion of blood.
Soda (Sodium).	Corrosive.	Symptoms and treatment similar to those of other caustic alkalies, as <i>Lime</i> , <i>q. v.</i>			
Solanum dulcamara ( <i>Bittersweet</i> ).	Deliriant.	Thirst, headache, giddiness, dimness of vision, dilated pupils, convulsions, vomiting, purging.		Asphyxia.	Evacuate; stimulants; warmth.
Sorbus acuparia ( <i>Mountain Ash</i> ).	Narcotic.				Same as for <i>Opium</i> , <i>q. v.</i>

TABLE OF POISONS.—Continued.

NAME.	CHARACTER OF POISON.	SYMPTOMS OF POISONING.	FATAL DOSE.	MODE OF PRODUCING DEATH.	TREATMENT AND ANTIDOTES.
Spanish Fly. See <i>Cantharis</i> .					
<i>Spigelia marilandica</i> ( <i>Pink-root</i> ).	Narcotic.	Vertigo, dimness of vision, dilated pupils, spasms, convulsions; delirium; dryness of throat.			Evacuate; stimulants; coffee.
Squill. See <i>Scilla</i> .					
<i>Stalagmitis cambogioides</i> .	See <i>Gamboge</i> .				
<i>Staphisagria</i> .		Heart slow and feeble; breathing difficult; pupils dilated; abdomen distended and painful.	Recovery from 5jss.	Paralysis of spinal cord and asphyxia.	Cardiac and respiratory stimulants.
Stavesacre. See <i>Staphisagria</i> .					
<i>Strophanthus</i> ( <i>Arrow-poison</i> ).	Muscle-poison and cardiac depressant.	Weakness of pulse; increase of urine; rigidity of the muscles; spasms.	Of <i>Strophanthus</i> : Over 1 gr. Of <i>Strophanthin</i> : gr. ss.	Paralysis of the heart in systole.	Cardiac stimulants.
<i>St. Ignatius Bean</i> . <i>Strychnos ignatii</i> . <i>Strychnos nux vomica</i> ( <i>Nux vomica</i> ). <i>Nux vomica</i> . <i>Strychnin</i> . <i>Brucin</i> .	Convulsant.	Tetanic convulsions coming on in paroxysms at varying intervals of from five minutes to half an hour; opisthotonos during paroxysm; eyeballs prominent; pupils dilated, respiration impeded, pulse feeble and rapid; anxiety.	Powd. nux vomica 5ss. Ext. nux vomica gr. iiij. Strychnin gr. iij. gr. ss sometimes fatal; gr. $\frac{1}{16}$ may kill a child.	Asphyxia during paroxysm, or collapse.	Evacuate; animal charcoal or tannic acid ad lib.; follow with emetic; cathartize; keep patient quiet; bromids and chloral; a nyl nitrite; chloroform; curare; artificial respiration sometimes indicated.
Sulfonal.		Giddiness, weakness, ptosis, cyanosis, suppression of urine.	gr. xxx.		Stimulants; diuretics.
Sulphuric Acid. See <i>Acid</i> .					
Sumach. See <i>Rhus</i> .					
<i>Tanacetum vulgare</i> ( <i>Tansy</i> ).	Abortive.	Convulsions, insensibility, dilated pupils, respirations hurried and stertorous; pulse full, gradually failing; characteristic odor of breath.	5ss of the oil.	Heart-paralysis.	Heart-stimulants; evacuate.
Tartar Emetic. See <i>Anti-mony</i> .					
Tartaric Acid. See <i>Acid</i> .					
Tin.	Irritant.	Metallic taste, vomiting, and diarrhea; pain; depressed action of heart.			Evacuate; magnesium; mucilaginous drinks.
Tobacco. Nicotin.	Depressant.	Nausea, vomiting, weakness, weak pulse, cold and clammy skin, pupils contracted, then dilated.		Paralysis of respiration; sometimes paralysis of heart.	Evacuate; tannic acid; strychnin; stimulants; warm b; recumbent position.
Truffles. See <i>Fungi</i> .					
Turpentine.		Characteristic odor; intoxication; contracted pupils; stertorous breathing; coma; collapse; tetanic convulsions; the urine has the odor of violets.	5vi. Child under seven years, recover after a tablespoonful.	Paralysis of respiration.	Evacuate; magnesium sulphate; demulcent drinks; morphin.
Tyrotocicon.	Simple irritant.	Nausea, vomiting, cramps, diarrhea, collapse.			Evacuate; intestinal antiseptics.
Urethan.		Vomiting; slowing of heart; temperature lowered; muscular resolution and general anesthesia.		Asphyxia.	Evacuate; cardiac stimulants.



Vaselin.	Depressant.	Cramps in lower limbs, severe and persistent vomiting; collapse.	Not known.	Paralysis of respiratory centers.	Evacuate; stimulants.
Veratrum album ( <i>White Hellebore</i> ).		Burning and pain in course of alimentary tract; inability to swallow; vomiting and diarrhea; palpitation; slow, weak pulse; respiration labored; pupils generally dilated; may be convulsions.			Evacuate; ether hypodermically; opium; stimulants; coffee; warmth; recumbent position.
Veratrum viride ( <i>Green Hellebore</i> ).					
Verdigris. See <i>Copper</i> .					
Wild Cherry. See <i>Prunus</i> .					
Wintergreen. See <i>Gaultheria</i> .					
Woorara. See <i>Curare</i> .					
Yew.	Abortive.	Vomiting and delirium; pain in abdomen; irregularity of the heart's action; death may be sudden.	5j of the leaves.	Tetanus of respiratory muscles, or exhaustion.	Evacuate; quick purgation; stimulants.
Zea mays ( <i>Maize</i> ).		Slow heart; dilated pupils; tonic convulsions.			Cardiac and respiratory stimulants.
Zinc.	Corrosive or irritant.	Corrosion of lips or mouth; pain and burning; incessant vomiting, the vomit blood-stained; acceleration of pulse and respiration; dyspnea; dilatation of the pupils; epileptiform convulsions; paralysis; coma.	6 grs. of chlorid.		Sodium or potassium carbonate; milk; eggs; tannic or gallic acid; morphin hypodermically; poultices to abdomen.

**Politzerize** (*pol'-its-er-iz*) [after *Politzer*, an Austrian physician]. To treat by *Politzer's* method.

**Poll** (*pol*) [ME., *poll*, head]. The head, especially the back portion, of an individual or of an animal.

**P.-evil**, in farriery, an abscess behind the ears of a horse, producing a fistula.

**Pollakiuria** (*pol-ak-i-u'-re-ah*) [πολλάκις, often; οὔρον, urine]. Abnormal increased frequency of micturition.

**Polled** (*pöld*) [ME., *poll*, the head]. A term applied to cattle without horns. **P. Angus**, a race of cattle without horns, indigenous to Great Britain.

**Pollemphytensis** (*pol-em-fi-ten'-sis*) [πολλός, many; ἐμφυτεύειν, to implant]. Multiple vaccinations in different parts of the body.

**Pollen** (*pol'-en*) [*pollen*, fine dust]. In biology, the fecundating element produced in the anthers of flowering plants. It occurs as separate one-celled, globular, or irregular grains varying as to species. The central protoplasm is inclosed in two coats, the inner of which is called the *intine*, the outer the *exfine*. **P.-basket**. See *Corbiculum*. **P. Catarrh**. See *Hay-fever*. **P.-cell**, in biology, the cell, sac, or chamber of an anther in which the pollen is produced. **P.-chamber**, the cavity at the apex of the ovule of *gymnosperms*, in which the pollen-grains lie after pollination. **P.-fever**. See *Hay-fever*. **P.-grain**, one of the unicellular bodies found in the anthers of flowering plants. They are generally yellow, and may be united into a mass by a viscid material. **P.-mass**. Same as *Pollinium*. **P.-paste**, pollen as it is stored up by bees. **P.-plate**. See *Corbiculum*. **P.-sac**. See *P.-chamber*. **P.-spore**. Same as *P.-grain*. **P. Theory**, a theory first proposed by Gordon in 1829 and finally confirmed by Blackley, in 1873, that hay-fever is due to the irritation of the Schneiderian mucosa produced by the pollen of grasses and other plants. **P.-tube**, in biology, a slender tube formed by a protrusion of the intine of a pollen-grain, after its contact with the stigma, and by means of which the contents of the pollen-grain are conducted into the ovule.

**Polleniferous** (*pol-en-if'-er-us*). See *Polliniferous*. **Pollenization** (*pol-en-iz-a'-shun*). See *Pollination*. **Pollex** (*pol'-eks*) [*pollex*, the thumb, the great toe : *pl.*, *Pollices*]. The digit at the radial side of the quinquedigital hand.

**Pollical** (*pol'-ik-al*) [*pollex*, thumb]. Pertaining to the thumb.

**Pollicate** (*pol'-ik-at*) [*pollex*, thumb]. In biology, having thumbs.

**Pollinar** (*pol'-in-ar*) [*pollen*, pollen]. In biology, covered with a fine dust resembling pollen.

**Pollinarium** (*pol-in-a'-re-um*) [*pollen*, pollen]. In biology, one of the organs growing on the hymenium of certain fungi (*Agaricini*), thought by some to be male organs; also called *cystidia*, *barren basidia*. Cf. *Antheridium*.

**Pollination** (*pol-in-a'-shun*) [*pollen*, pollen]. The act of conveying the pollen to the stigma.

**Pollinic** (*pol-in'-ik*) [*pollen*, pollen]. Pertaining to pollen. **P. Chamber**. See *Pollen-chamber*.

**Polliniferous** (*pol-in-if'-er-us*) [*pollen*, pollen; *ferre*, to bear]. 1. Producing or containing pollen. 2. Bearing pollen, as certain insects.

**Pollinigerous** (*pol-in-ij'-er-us*). Same as *Polliniferous*.

**Pollinium** (*pol-in'-e-um*) [*pollen*, fine flour : *pl.*, *Pollinia*]. In biology, a mass of united pollen-grains, as in orchids, milk-weeds and other plants.

**Pollinivorous** (*pol-in-iv'-or-us*) [*pollen*, pollen; *vorare*, to devour]. Feeding upon pollen.

**Pollinose** (*pol'-in-oz*) [*pollen*, fine flour]. In biology, powdered over as if with pollen.

**Pollution** (*pol-u'-shun*) [*pollutio*; *polluere*, to defile]. In sanitary science, the introduction or dissemination of any deleterious or filthy substance about a locality where its presence would be conducive to disease. Especially the defilement of potable water by sewage or excreta. In physiology, the production of the orgasm in either male or female by means other than sexual intercourse. See *Masturbation*. **P.**, **Nocturnal**, a nocturnal, involuntary, seminal discharge. **P.**, **Self**, masturbation.

**Polonica** (*po-lon'-ik-ah*). See *Plica*.

**Polonychia** (*pol-o-nik'-e-ah*) [*πολῆς*, many; *ὄνυξ*, nail]. See *Polyonychia*.

**Poluboskos** (*pol-u-bos'-kos*) [*πολύς*, much; *βοσκός*, nutritious]. A pure gluten food for infants and invalids. It has the following composition: Moisture, 7.50; fat, 0.50; mineral salts, almost wholly phosphates, 0.60; carbohydrates, 0.40; nitrogenous substances, 91.

**Poluria** (*pol-u'-re-ah*). Synonym of *Polyuria*.

**Poly-** (*pol'-e*) [*πολύς*, many]. A prefix that denotes much or many.

**Polyacanthid** (*pol-e-ak-an'-thid*) [*πολύς*, many; *ἀκανθα*, thorn, spine]. In biology, applied to certain echinoderms in which there are several series of adambulacral spines.

**Polyacanthus** (*pol-e-ak-an'-thus*) [*πολύς*, many; *ἀκανθα*, thorn, spine]. In biology, many-spined.

**Polyacoustic** (*pol-e-ak-oos'-tik*) [*πολύς*, many; *ἁκουστικός*, acoustic]. 1. Multiplying sound. 2. An instrument for intensifying sound.

**Polyact** (*pol'-e-akt*) [*πολύς*, many; *ἄκτις*, ray]. In biology, having numerous rays.

**Polyactinal** (*pol-e-ak'-tin-al*) [*πολύς*, many; *ἄκτις*, ray]. In biology, many-rayed; multiradiate.

**Polyad** (*pol'-e-ad*) [*πολύς*, many]. In chemistry, an element whose valence is greater than two.

**Polyadelph** (*pol'-e-ad-elf*) [*πολύς*, many; *ἀδελφός*, brother]. In biology, a plant having its stamens united into three or more bundles.

**Polyadelphous** (*pol-e-ad-ell'-fus*) [*πολύς*, many; *ἀδελφός*, brother]. In biology, having the stamens united by their filaments into several sets.

**Polyadenia** (*pol-e-ad-el'-ne-ah*) [*πολύς*, many; *ἄδην*, gland]. Pseudo-leukemia, or Hodgkin's disease.

**Polyadenitis** (*pol-e-ad-en-i'-tis*) [*πολύς*, many; *ἄδην*, gland; *ιτις*, inflammation]. Inflammation of many glands at once.

**Polyadenoma** (*pol-e-ad-en-o'-mah*) [*πολύς*, many; *ἄδην*, gland; *ῥμα*, tumor]. Adenoma of many glands.

**Polyadenopathy** (*pol-e-ad-en-op'-ath-e*) [*πολύς*, many; *ἄδην*, gland; *πάθος*, disease]. Any disease affecting many glands at once.

**Polyadenous** (*pol-e-ad'-en-us*) [*πολύς*, many; *ἄδην*, gland]. In biology, bearing many glands.

**Polyæmia** (*pol-e-el'-me-ah*). See *Polyemia*.

**Polyæsthesia** (*pol-e-es-the'-ze-ah*). See *Polyesthesia*.

**Polyandric** (*pol-e-an'-drik*) [*πολύς*, many; *ἀνὴρ*, male]. Characterized by polyandry.

**Polyandrous** (*pol-e-an'-drous*) [*πολύς*, many; *ἀνὴρ*, male, man]. In biology: (a) Having a large number of stamens. Cf. *Icosandrous*. (b) Having more than one male mate. Cf. *Monothelious*.

**Polyandry** (*pol-e-an'-dre*) [*πολύανδρος*, having many men]. In biology, plurality of husbands or male mates.

**Polyangular** (*pol-e-ang'-gu-lar*) [*πολύς*, many; *ἄνγυλος*, an angle]. Having many angles.

**Polyanemia** (*pol-e-an-hem'-e-ah*). Synonym of *Anemia*.

**Polyanthous** (*pol-e-an'-thus*) [*πολύς*, many; *ἄνθος*, a flower]. Many-flowered.

**Polyarthritis** (*pol-e-ar-thri'-tis*) [*πολύς*, many; *ἄρθρον*, joint; *ιτις*, inflammation]. Inflammation of many joints at once. **P.**, **Acute**, a term given to acute articular rheumatism. **P. rheumatica acuta**. Synonym of *Rheumatism, Acute Articular*. **P. synovialis**. See *Rheumatism, Articular*.

**Polyarthrous** (*pol-e-ar'-thrus*) [*πολύς*, many; *ἄρθρον*, a joint]. In biology, many-jointed; multiarticulate.

**Polyarticular** (*pol-e-ar-tik'-u-lar*) [*πολύς*, many; *articulus*, joint]. Affecting many joints together.

**Polyatomic** (*pol-e-at-om'-ik*) [*πολύς*, many; *ἄτομος*, atom]. In chemistry, denoting elements or radicles that have an equivalence greater than two; also, denoting compounds having three or more hydroxyl groups, in which hydrogen is easily replaceable by other elements or radicles without otherwise changing the structure of the original compound.

**Polyaxial** (*pol-e-aks'-e-al*) [*πολύς*, many; *ἄξιν*, axis]. Having several axes.

**Polyaxon** (*pol-e-aks'-on*) [*πολύς*, many; *ἄξιν*, axis]. In biology, having several axes of growth.

**Polybasic** (*pol-ib-a'-zik*) [*πολύς*, many; *βάσις*, base]. Of alcohols or acids, having more than one hydrogen atom replaceable by a base; of a salt, formed from a polybasic acid by the replacement of more than one hydrogen atom by a basic element or radicle.

**Polyblennia** (*pol-ib-len'-e-ah*) [*πολύς*, many; *βλέννα*, mucus]. The secretion of an excess of mucus.

**Polyblast** (*pol'-ib-last*) [*πολύς*, many; *βλαστός*, a germ]. In biology, the mass of embryo-cells resulting from the cleavage of the ovum; the morula stage of development.

**Polybrachia** (*pol-ib-ra'-ke-ah*). Same as *Polymelus*.

**Polybrachus** (*pol-ib-ra'-kus*) [*πολύς*, many; *βραχίον*, arm]. A monster with supernumerary arms.

**Polybrephia** (*pol-ib-ref'-e-ah*) [*πολύς*, many; *βρέφος*, infant]. The condition of having many young.

**Polycarpæ** (*pol-ik-ar'-pe*) [*πολύς*, many; *καρπός*, fruit]. A name given by Fuchs to a class of skin-diseases characterized by the eruption of plastic lesions, such as papules, pustules, vesicles, etc., comprising eczema and herpes.

**Polycarpellary** (*pol-ik-ar'-pel-a-re*) [*πολύς*, many; *carpellum*, carpel]. In biology, having many carpels.

**Polycarpic** (*pol-ik-ar'-pik*) [*πολύς*, many; *καρπός*, fruit]. In biology, fruiting many times.

**Polycarpous** (*pol-ik-ar'-pus*) [*πολύς*, many; *καρπός*, fruit]. In biology, having a pistil composed of several distinct ovaries or carpels. Cf. *Monocarpous*.

**Polycellular** (*pol-is-el'-u-lar*) [*πολύς*, many; *cellula*, a cell]. In biology, having many cells.

**Polycentric** (*pol-is-en'-trik*) [*πολύς*, many; *κέντρον*, center]. Having many centers or nuclear points.

**Polycephalous** (*pol-is-ef'-al-us*) [*πολύς*, many; *κεφαλή*, head]. In biology, bearing many heads.

**Polycephalus** (*pol-is-ef'-al-us*) [*πολύς*, many; *κεφαλή*, head]. A genus of *Tieniada*. See *Parasites (Animal)*, Table of.

**Polycerus** (*pol-is-el'-rus*) [*πολύς*, many; *κέρας*, horn]. An animal monstrosity having many horns.

**Polychætous** (*pol-ik-el'-tus*) [*πολύς*, many; *χαίτη*, hair]. In biology, having many chætæ or bristles.

**Polychazia** (*pol-ik-el'-ze-ah*) [*πολύς*, many; *χίζειν*, to evacuate the bowels]. Chronic diarrhea.

**Polycholia** (*pol-ik-el'-le-ah*) [*πολύς*, much; *χολή*, bile]. Excessive secretion of bile.

**Polychotomy** (*pol-ik-el'-o-me*) [*πολυχότος*, manifold; *ταμεῖν*, to cut]. In biology, division of a taxonomic group of organisms into several sub-groups.

**Polychrest**, **Polychrestus** (*pol'-ik-rest*, *pol-ik-res'-tus*) [*πολύς*, many; *χρηστός*, useful]. A medicine re-



garded as efficacious in many diseases. A word employed in many combinations.

**Polychrestic** (*pol-ik-res'-tik*) [πολύς, many; χρηστός, useful]. Of the nature of a polychrest.

**Polychroism** (*pol-ik-ro'-izm*) [πολύς, many; χροιά, color]. A property possessed by certain crystals, of exhibiting two shades of color under polarized light, which vary as the polarizing instrument is rotated.

**Polychroit** (*pol-ik-ro'-it*). See *Crocine*.

**Polychromate** (*pol-ik-ro'-māt*) [πολύς, many; χρώμα, color]. A salt of chromic acid, containing several atoms of chromium in the molecule.

**Polychromatic** (*pol-ik-ro-mat'-ik*) [πολύς, many; χρώμα, color]. Many-colored.

**Polychrome** (*pol'-ik-rōm*) [πολύς, many; χρώμα, color].  
1. A crystalline principle found in quassia and giving rise in a watery solution to a variegated color. 2. Esculin.

**Polychromia** (*pol-ik-ro'-me-ah*). See *Pleiochromia*.

**Polychromic** (*pol-ik-ro'-mik*) [πολύς, many; χρώμα, color]. Same as *Polychromatic*. **P. Acid**, an acid produced by the action of  $\text{HNO}_3$  upon aloes.

**Polychromous** (*pol-ik-ro'-mus*) [πολύς, many; χρώμα, color]. Having many colors.

**Polychyilia** (*pol-ik-il'-le-ah*) [πολύς, much; χυλός, chyle]. An excessive formation of chyle.

**Polychymia** (*pol-ik-il'-me-ah*). Same as *Polychyilia*.

**Polyclad** (*pol'-ik-lad*) [πολύς, many; κλάδος, a shoot or branch]. In biology, applied to those platode worms in which the intestine is very much branched (marine *Planaria*).

**Polycladous** (*pol-ik-la'-dus*) [πολύς, many; κλάδος, a young slip]. In biology, many-branched.

**Polyclady** (*pol-ik-la'-de*) [πολύς, many; κλάδος, a young slip or shoot]. In biology, the production of an unusually large number of branches.

**Polyclinic** (*pol-ik-lin'-ik*) [πολύς, many; κλίνη, a bed]. A hospital in which many diseases are treated. Cf. *Polyclinic*.

**Polycoccous** (*pol-ik-ok'-us*) [πολύς, many; κόκκος, berry]. In biology, consisting of several cocci.

**Polycopria** (*pol-ik-op'-re-ah*) [πολύς, much; κόπρος, dung]. Excessive defecation.

**Polycoria** (*pol-ik-o'-re-ah*) [πολύς, many; κόρη, pupil]. The existence of more than one pupil or opening in the iris.

**Polycotyledon** (*pol-ik-ot-il-e'-don*) [πολύς, many; κοτυληδών, cavity]. In biology, a plant which in embryo possesses more than two cotyledons.

**Polycotyledonary** (*pol-ik-ot-il-e'-don-a-re*) [πολύς, many; κοτυληδών, cavity]. In biology, applied to mammalian placentas having many tufts of fetal villi. See under *Placenta*.

**Polycotyledonous** (*pol-ik-ot-il-e'-do-nus*) [πολύς, many; κοτυληδών, a hollow]. Of, or pertaining to, a plant or a placenta having many cotyledons. See *Placenta*.

**Polycotyledony** (*pol-ik-ot-il-e'-do-ne*) [πολύς, many; κοτυληδών, cavity]. In biology, an aberrant increase in the number of cotyledons.

**Polycrotic** (*pol-ik-rot'-ik*) [πολύς, many; κρότος, pulse]. Applied to a pulse that appears to have more than two waves for each cardiac systole.

**Polycruria** (*pol-ik-ru'-re-ah*) [πολύς, many; crus, leg]. Having supernumerary legs, as certain monsters.

**Polycyclic** (*pol-is-ik'-lik*) [πολύς, many; κύκλος, a circle]. In biology, having many whorls.

**Polycyesia, Polycyesis** (*pol-is-il-e'-ze-ah, pol-is-il-e'-sis*) [πολύς, many; κύσις, pregnancy]. 1. The occurrence of frequent pregnancy. 2. Multiple pregnancy.

**Polycystic** (*pol-is-is'-tik*) [πολύς, many; κύστις, a sac]. Containing many cysts.

**Polycythemia** (*pol-is-i-the'-me-ah*) [πολύς, many; κύτος, cell; αίμα, blood]. Excess of red corpuscles in the blood.

**Polydactria** (*pol-id-ak'-re-ah*) [πολύς, many; δάκρυον, tear]. Excessive lacrymation.

**Polydactyl, Polydactyle** (*pol-id-ak'-til*) [πολύς, many; δάκτυλος, a finger, a toe]. In biology, an animal having supernumerary fingers and toes.

**Polydactylism** (*pol-id-ak'-til-izm*) [πολύς, many; δάκτυλος, a finger]. The existence of one or more supernumerary fingers or toes. The condition is sometimes hereditary.

**Polydactylous** (*pol-id-ak'-til-us*). Same as *Polydactyl*.

**Polydactylus** (*pol-id-ak'-til-us*) [πολύς, many; δάκτυλος, finger]. A monster having supernumerary digits.

**Polydipsia** (*pol-id-ip'-se-ah*) [πολύς, much; δίψα, thirst]. Excessive thirst. It is usually present in fever and in diabetes. **P. ebriora**, dipsomania.

**Polyembryonate, Polyembryonic** (*pol-e-em'-bre-on-āt, pol-e-em-bre-on'-ik*) [πολύς, many; ἐμβρυον, an embryo]. In biology, pertaining to polyembryony; having several embryos.

**Polyembryony** (*pol-e-em'-bre-o-ne*) [πολύς, many; ἐμβρυον, an embryo]. In biology, the production of more than one embryo in a seed. Parthenogenesis occurs in most instances of polyembryony.

**Polyemia, Polyæmia** (*pol-e-e'-me-ah*) [πολύς, much; αίμα, blood]. Abnormal increase of the mass of the blood; plethora. After major amputations, with little loss of blood, there is a transient increase, relatively speaking, and this is called **P. apocoptica**. **P. aquosa**, a simple increase in the amount of water in the blood. **P. hyperalbuminosa**, an excess of albumin in the blood-plasma. **P. polycythæmica**, an increase of the red corpuscles. **P. serosa**, that condition in which the amount of blood-serum is increased.

**Polyesthesia, Polyesthesia** (*pol-es-the'-ze-ah, pol-es-the'-sis*) [πολύς, many; αἴσθησις, sensation]. An abnormality of sensation in which a single touch is felt as two or more.

**Polyesthetic** (*pol-es-the'-ik*) [πολύς, many; αἴσθησις, sensation]. Pertaining to polyesthesia.

**Polygala** (*pol-ig'-al-ah*) [πολύς, much; γάλα, milk]. A genus of herbaceous or shrubby plants of some 260 species. **P. senega**, of N. America, is therapeutically the most important. See *Senega*.

**Polygalactia** (*pol-ig-al-ak'-te-ah*) [πολύς, much; γάλα, milk]. The excessive secretion of milk. See *Galactorrhæa*.

**Polygalic Acid** (*pol-ig-al'-ik*) [πολύς, much; γάλα, milk],  $\text{C}_{32}\text{H}_{54}\text{O}_{18}$ . A glucosid extracted from *Polygala senega*. It is probably the same as saponin.

**Polygalin** (*pol-ig'-al-in*). See *Senega*.

**Polygamarin** (*pol-ig-am'-ar-in*) [πολύς, much; γάλα, milk; amarum, bitter]. A crystalline bitter principle obtained from *Polygala amara*.

**Polygamia** (*pol-ig-a'-me-ah*) [πολύγαμος, polygamous]. A class of plants bearing both hermaphrodite flowers and those with the sexes separated.

**Polygamous** (*pol-ig'-am-us*) [πολύς, many; γάμος, marriage]. In biology: (a) having more than one mate of the opposite sex; cf. *Polyandrous, Polygynous*; (b) producing perfect flowers, together with staminate or pistillate flowers, on the same plant or species.

**Polygamy** (*pol-ig'-am-e*) [πολύς, many; γάμος, marriage]. The state or practice of having more than one wife or husband.

**Polyganglionic** (*pol-ig-gang-gle-on'-ik*) [πολύς, many; γάγγλιον, ganglion]. Having several ganglia.

**Polygastria** (*pol-ig-as'-tre-ah*) [πολύς, much; γαστήρ, stomach]. Excessive production of gastric juice.

- Polygastric** (*pol-ig-as'-trik*) [*πολύς*, many; *γαστήρ*, stomach]. Having many stomachs.
- Polygastrulation** (*pol-ig-as-tru-la'-shun*) [*πολύς*, many; *γαστήρ*, stomach]. In biology, multiple gastrulation.
- Polygenesis** (*pol-ij-en'-es-is*) [*πολύς*, many; *γένεσις*, origin]. In biology, the doctrine that organisms may arise from cells of different kinds.
- Polygenetic** (*pol-ij-en-et'-ik*) [*πολύς*, many; *γεννᾶν*, to produce]. Pertaining to polygenesis.
- Polygenism, Polygeny** (*pol'-ij-en-izm*, *pol'-ij-en-e*) [*πολύς*, many; *γεννᾶν*, to beget]. In biology, the theory that the different races of man are descended from distinct species. The independent origin of the human races. Cf. *Monogeny*.
- Polyglottides** (*pol-ig-lot'-id-ēz*). See *Alternations of Generation*.
- Polygnathus** (*pol-ig-na'-thus*) [*πολύς*, many; *γνάθος*, jaw]. A form of double monster in which the parasite is attached to the jaws of the host. It includes epignathus and hypognathus.
- Polygonal** (*pol-ig'-o-nal*) [*πολύς*, many; *γωνία*, angle]. Having many angles.
- Polygonate** (*pol-ig'-o-nāt*) [*πολύς*, many; *γόνη*, knee]. In biology, many-jointed.
- Polygonatum** (*pol-ig-o-na'-tum*). See *Solomon's Seal*.
- Polygoneutic** (*pol-ig-o-nu'-tik*) [*πολύς*, many; *γόνοσ*, offspring]. In biology, having several broods during the year.
- Polygoneutism** (*pol-ig-o-nu'-tizm*) [*πολύς*, many; *γόνοσ*, offspring]. In biology, the state of being polygoneutic.
- Polygonia** (*pol-ig-o'-ne-ah*) [*πολύς*, many; *γόνοσ*, offspring]. Great fecundity, especially of the male.
- Polygonum** (*pol-ig'-o-num*) [*πολύγονον*, knot-grass]. A genus of polygonaceous plants. *P. hydropiperoides*, *Smart Weed*, *Water Pepper*, is a plant common in the United States. Its active principle is thought to be polygonic acid. It stimulates the action of the heart and increases arterial tension. It is diuretic, emmenagogue, and aphrodisiac. Externally, it is a rubefacient and vesicant. It is valuable in amenorrhea and impotence. Dose of the ext. gr. j-v; of the fld. ext. ℥x-3j. All unof.
- Polygraph** (*pol'-ig-raf*) [*πολύς*, many; *γράφειν*, to record]. A cylindric recording-instrument for multiplying sphygmographic tracings. It is made to rotate upon its axis by clockwork.
- Polygraphic** (*pol-ig-raf'-ik*) [*πολύς*, many; *γράφειν*, to write]. Pertaining to the polygraph.
- Polygroma** (*pol-ig-ro'-mah*) [*πολύς*, many; *ὕψος*, moist; *ῥμα*, tumor]. A large hygroma.
- Polygynecial** (*pol-ij-in-e'-se-al*) [*πολύς*, many; *γυνή*, female; *οἶκος*, house]. In biology, containing the pistils or gynecia of several flowers, as a collective fruit.
- Polygynous** (*pol-ij'-in-us*) [*πολύς*, many; *γυνή*, female, wife]. In biology: (a) possessing many pistils; (b) having more than one wife or female mate.
- Polygyral** (*pol-ij-i'-ral*) [*πολύς*, many; *ῥγρος*, a circle, ring]. In biology, having several whorls.
- Polygyria** (*pol-ij-i'-re-ah*) [*πολύς*, many; *ῥγρος*, gyre]. Having many gyres.
- Polyhemia** (*pol-e-hem'-e-ah*). See *Polyemia*.
- Polyhidrosis** (*pol-e-hid-ro'-sis*) [*πολύς*, much; *ἰδρωσις*, sweating]. Excessive perspiration.
- Polyhydramnios** (*pol-e-hi-dram'-ne-os*) [*πολύς*, many; *ἵδωρ*, water; *ἀμνίον*, amnion]. An excessive production of the amniotic liquor.
- Polyhydrate** (*pol-e-hi'-drāt*) [*πολύς*, much; *ἵδωρ*, water]. A hydrate containing more than one hydroxyl group.
- Polyhydric** (*pol-e-hi'-drik*) [*πολύς*, much; *ἵδωρ*, water]. Containing several hydroxyl groups.
- Polyidrosis** (*pol-e-id-ro'-sis*). Same as *Polyhidrosis*.
- Polykoria** (*pol-ik-o'-re-ah*) [*πολύς*, many; *κόρη*, pupil]. Multiplicity of pupils of the eye.
- Polylepidous** (*pol-il-ep'-id-us*) [*πολύς*, many; *λεπίς*, a scale]. In biology, having many scales.
- Polyleukocythemia** (*pol-il-u-ko-si-the'-me-ah*). Same as *Leukocythemia*.
- Polylymphia** (*pol-il-im'-fe-ah*) [*πολύς*, much; *λῑμφα*, lymph]. Synonym of *Anasarca*.
- Polymania** (*pol-im-a'-ne-ah*) [*πολύς*, many; *manus*, hand]. The condition of having more than two hands; polychiria.
- Polymastia** (*pol-im-as'-te-ah*) [*πολύς*, many; *μαστός*, breast]. The presence in the same person of more than two breasts or nipples. The supernumerary organs may be below the breast proper, in the axilla, or elsewhere about the body. The condition is seen in both sexes.
- Polymastigate** (*pol-im-as'-tig-āt*) [*πολύς*, many; *μαστιγ-*, a whip]. In biology, having several flagella.
- Polymastigous** (*pol-im-as'-tig-us*). Same as *Polymastigate*.
- Polymastodont** (*pol-im-as'-to-dont*) [*πολύς*, many; *μαστός*, a nipple; *ὀδόντ-*, (odont-), tooth]. In biology, having numerous tubercles on the molar teeth.
- Polymazia** (*pol-im-a'-ze-ah*). Synonym of *Polymastia*.
- Polymelia** (*pol-im-e'-le-ah*) [*πολύς*, many; *μέλος*, limb]. A malformation consisting in the presence of more than the normal number of limbs.
- Polymelian** (*pol-im-e'-le-an*) [*πολύς*, many; *μέλος*, a limb]. Having supernumerary limbs.
- Polymelianism** (*pol-im-e'-le-an-izm*) [*πολύς*, many; *μέλος*, a limb]. In biology, having supernumerary limbs.
- Polymelius, Polymelus** (*pol-im-e'-le-us*, *pol-im'-el-us*) [*πολύς*, many; *μέλος*, a limb]. A monstrosity having more than the normal number of limbs.
- Polymely** (*pol-im'-el-e*). Synonym of *Polymelus*.
- Polymenorrhea** (*pol-im-en-or-e'-ah*) [*πολύς*, much; *μήν*, month; *ῥοία*, a flow]. Excessive menstrual flow.
- Polymer** (*pol'-im-er*) [*πολύς*, many; *μέρος*, a part]. A term usually employed to designate a chemie compound, the formula of which is a multiple of that of the lowest compound of a chemie series.
- Polymeria** (*pol-im-e'-re-ah*). See *Polymerism*.
- Polymeric** (*pol-im-er'-ik*) [*πολύς*, many; *μέρος*, part]. Exhibiting polymerism.
- Polymerid** (*pol-im'-er-id*). Synonym of *Polymer*.
- Polymeride** (*pol-im'-er-id*) [*πολύς*, many; *μέρος*, a part]. In chemistry, a compound having the properties of polymerism.
- Polymerism** (*pol-im'-er-izm*) [*πολύς*, many; *μέρος*, a part]. 1. The existence of more than a normal number of parts. 2. A variety of isomerism dependent upon a difference in molecular weight. The compounds presenting it have a formula that is a multiple of that of the lowest compound of the respective series.
- Polymerization** (*pol-im-er-iz-a'-shun*) [*πολύς*, much; *μέρος*, a part]. The apparent fusion or union of two or more molecules of a compound, forming a more complex molecule, with a higher molecular weight and somewhat different physical and chemie properties.
- Polymerous** (*pol-im'-er-us*) [*πολύς*, many; *μέρος*, part]. In biology, having many parts or organs in a given arrangement or structure.
- Polymetameric** (*pol-im-et-am-er'-ik*) [*πολύς*, many; *μετά*, beside; *μέρος*, part]. Extending over or comprising two or more metameres.



**Polymicrobic** (*pol-im-i-kro'-bik*) [πολύς, many; μικρός, small; βίος, life]. Containing many kinds of microorganisms.

**Polymicroscope** (*pol-im-i'-kro-skōp*) [πολύς, many; μικρός, small; σκοπεῖν, to view]. A microscope arranged on the principle of the revolving stereoscope.

**Polymicrotome** (*pol-im-i'-kro-tōm*) [πολύς, many; μικρός, small; τέμνειν, to cut]. An instrument making many microscopic sections in a short time.

**Polymixic** (*pol-im-iks'-ik*) [πολίμικτος, much mixed, complex]. In biology, applied to groups or masses of materials or organisms, consisting of many species and classes; the opposite of *monotonous*, *q. v.*

**Polymnia** (*pol-im'-ne-ah*) [πολίμνια, Polyhymnia, one of the Muses]. A genus of composite plants. See *Beaumont's Foot*.

**Polymorph** (*pol'-im-orf*) [πολύς, many; μορφή, form]. In biology, a variant form or type.

**Polymorphic** (*pol-im-or'-fik*) [πολύς, many; μορφή, form]. Having, or existing in, many forms. In crystallography, applied to any substance that crystallizes in more than one form. **P. Cells of Carcinoma**, the peculiarly-shaped cells found in the center of cancer-nests. Their modified form is due to pressure. The cells were formerly considered diagnostic of carcinoma, but are no longer so.

**Polymorphism** (*pol-im-or'-fiz-m*) [πολύς, many; μορφή, form]. In biology, the exhibition of physiologic or morphologic dissimilarity among members of a given group. Sexual dimorphism, trimorphism, or polymorphism is of frequent occurrence in the animal kingdom; it may be permanent, or temporary and seasonal. **P., Colonial**, arises in consequence of a division of labor among the individuals of a colony.

**Polymorpho-cellular** (*pol-im-or'-fo-sell'-u-lar*) [πολύς, many; μορφή, form; cellula, cell]. Having cells of many forms.

**Polymorphous** (*pol-im-or'-fus*) [πολύς, many; μορφή, form]. In biology, exhibiting variations in form, either at different stages of individual development, or among the members of a group.

**Polymorphy** (*pol'-im-or-fe*). Same as *Polymorphism*.

**Polymyositis** (*pol-im-i-o-si'-tis*) [πολύς, many; μῦς, muscle; ιτις, inflammation]. A disease of the muscles characterized by pain, tension, deformity, prostration, edema, sweats, insomnia. The extensor muscles are preferably involved; the diaphragm, larynx, tongue, and pharynx are exempt in mild cases. The spleen is enlarged. The disease is generally fatal. The lesion consists in an actual inflammation—the muscle-fibers present all stages of degeneration, and the interstitial tissue is the seat of a marked round-cell infiltration. **P., Acute Progressive**, an acute form in which, in a short time nearly all the muscles are involved. It usually ends fatally. **P., Parenchymatous, Puerperal**. Synonym of *P., Puerperal*. **P., Puerperal**, polymyositis occurring during the puerperium.

**Polyneurial** (*pol-in-u'-ral*) [πολύς, many; νεύρον, nerve]. Supplied or innervated by several nerves.

**Polyneuric** (*pol-in-u'-rik*) [πολύς, many; νεύρον, nerve]. In biology, applied to a nerve-cell possessing several processes (or *neurons*) which go to form the axis-cylinder of a nerve-fiber, as distinguished from a *mononeuric* or *dineuric* cell.

**Polyneuritis** (*pol-in-u-ri'-tis*). See *Neuritis, Multiple*. **P. potatorum**; *Pseudo-tuberc*; *alcoholic neuritis*; *ataxia of drunkards*; a chronic form of neuritis following the immoderate use of alcoholic stimulants. It appears in two distinct varieties, the *paralytic* and the *ataxic*. It is characterized by pain in the lower extremities, ataxia, areas of anesthesia, loss of the deep

and at times of the superficial reflexes; later paralysis and atrophy, chiefly of the extensors of the fingers and toes. See *Neuritis, Multiple*.

**Polynomial** (*pol-in-o'-me-al*) [πολύς, many; *nomen*, name]. In biology, denoting a method of nomenclature in which the technical names of species are not confined to two terms, the *generic* and the *specific*.

**Polynuclear** (*pol-in-u'-kle-ar*) [πολύς, many; *nucleus*, nucleus]. In biology, having several nuclei; applied to cells in which the nucleus is either lobed or composed of several portions united by such delicate nuclear filaments as to give the impression of a multinucleated cell in distinction from a *mononuclear* cell.

**Polynucleate** (*pol-in-u'-kle-āt*). Synonym of *Multi-nuclear*.

**Polyodont** (*pol'-e-o-dont*) [πολύς, many; ὀδούς, tooth]. In biology, having many teeth; multidentate.

**Polyodontia** (*pol-e-o-don'-she-ah*) [πολύς, many; ὀδούς, tooth]. The presence of supernumerary teeth.

**Polyommatous** (*pol-e-om'-at-us*) [πολύς, many; ὄμμα, eye]. In biology, having many eyes.

**Polyonychia** (*pol-e-o-nik'-e-ah*) [πολύς, many; ὄνυξ, nail]. *Polonychia*; the presence of supernumerary nails.

**Polyonym** (*pol'-e-o-nim*) [πολύς, many; ὄνομα, name]. In biology, possessing a technical name composed of several terms, such as *levator anguli oris*; *iter a tertio ad quartum ventriculorum*, etc.

**Polyonymic** (*pol-e-o-nim'-ik*) [πολύς, many; ὄνομα, name]. In biology, consisting of more than two terms.

**Polyophthalmia** (*pol-e-off-thal'-me-ah*) [πολύς, many; ὀφθαλμός, eye]. A monstrosity possessing supernumerary eyes.

**Polyopia**, **Polyopsia** (*pol-e-o'-pe-ah*, *pol-e-op'-se-ah*) [πολύς, many; ὄψις, sight]. A condition of the eye wherein more than one image of an object is formed upon the retina. **P. monophthalmica**, the phenomenon of multiple vision with a single eye.

**Polyorchis** (*pol-e-or'-kis*) [πολύς, many; ὄρχις, a testicle]. One who has more than two testicles.

**Polyorexia** (*pol-e-or-eks'-e-ah*) [πολύς, many; ὀρεξις, appetite]. Excessive hunger, or appetite; bulimia.

**Polyorganic** (*pol-e-or-gan'-ik*) [πολύς, many; ὄργανον, an organ]. In biology, having several organs.

**Polyorrhomenitis** (*pol-e-or-o-men-i'-tis*) [πολύς, many; ὀρρός, serum; ἵμην, membrane; ιτις, inflammation]. *Concato's Disease*; a symptom-group defined by Concato as "a phthisis of serous membranes." The patients are said to suffer from a progressive and malignant inflammation of various serous membranes, the disease finally assuming the aspect of a severe type of pneumonia. The post-mortem findings are mainly those of "dry pleurisy."

**Polyorrhymenitis** (*pol-e-or-i-men-i'-tis*). Synonym of *Polyorrhomenitis*.

**Polyosteon**, **Polyosteum** (*pol-e-os'-te-on*, *pol-e-os'-te-um*) [πολύς, many; ὀστέον, bone]. The tarsus and metatarsus. [Old.]

**Polyotia** (*pol-e-o'-she-ah*) [πολύς, many; οὖς, ear]. A condition of malformation in which there is more than one auricle on a side.

**Polyp**, **Polype** (*pol'-ip*) [πολύς, many; πούς, foot]. In biology, the name given by Reaumur to the fresh-water hydra (*Hydra viridis*) and allied animals. "The word is used ambiguously by writers, being often employed to designate the entire composite fabric, the aggregate result of gemmation [in the *Hydrozoa*], while at other times it is intended to indicate each of those organisms which, almost always furnished with a mouth and tentacles, are developed upon various points of a common living basis, and are eminently

characteristic of the zoöphytic form." (Allman.) See *Polypus*. **P.-colony**, a colony of polyps. **P.-stem**, a polyp-stock. **P.-stock**, in biology, a polypary, or polypidom.

**Polypanarthrosis** (*pol-ip-an-ar-thri'-tis*). Synonym of *Arthritis deformans*.

**Polypapilloma** (*pol-ip-ap-il-o'-mah*) [*πολύς*, many; *papilla*, papilla; *ōma*, tumor: *pl.*, *Polyapillomata*]. A disease of the skin characterized by the formation of multiple papillomata. **P. tropicum**. Same as *Yaws*.

**Polyparesis** (*pol-ip-ar'-es-is*) [*πολύς*, much; *πάρεσις*, weakness]. General progressive paralysis of the insane, or paralytic dementia.

**Polyparium** (*pol-ip-a'-re-um*). Same as *Polypary*.

**Polyparous** (*pol-ip'-ar-us*). Same as *Multiparous*.

**Polypary** (*pol'-ip-a-re*) [*polypus*, a polyp, or many-footed animal]. In biology, "The term polypary has been used with just as little precision as polyp, being sometimes employed to express the common connecting basis—*cenosarc* of a polyp-stock—and at other times being applied exclusively to the solid protective structures, whether forming for the zoöphyte an external covering or constituting an internal axis; the ambiguity which then results will be got rid of by using the word *cenosarc* as here defined, and restricting the term polypary to the solid protective structures of the zoöphyte." (Allman).

**Polypathia** (*pol-ip-a'-the-ah*) [*πολύς*, many; *πάθος*, disease]. The presence of several diseases at one time, or the frequent recurrence of disease.

**Polypathic** (*pol-ip-ath'-ik*) [*πολύς*, many; *πάθος*, disease]. Pertaining to polypathia; affected with several diseases at once.

**Polypean** (*pol-ip'-e-an*) [*πολύς*, many; *πούς*, foot]. Pertaining to a polyp.

**Polypedia, Polypædia** (*pol-ip-e'-de-ah*) [*πολύς*, many; *païs*, child]. Synonym of *Superfetation*.

**Polypedia** (*pol-ip-e'-de-ah*) [*πολύς*, many; *pes*, *pedis*, foot]. Synonym of *Polypodia*.

**Polypæmia** (*pol-i-per-e'-me-ah*) [*πολύς*, many; *ὑπέρ*, in excess; *αἷμα*, blood]. Plethora.

**Polyperia** (*pol-ip-e'-re-ah*) [*πολύς*, many; *πηρὸς*, mutilated]. Congenital malformation of many organs or parts.

**Polyperythrin** (*pol-ip-er'-ith-rin*) [*πολύπους*, a polyp; *ἐρυθραῖος*, red]. In biology, a respiratory pigment found by Moseley in various *Cœlenterate*; it is identical with the hematoporphyrin of MacMunn. See *Pigments, Conspectus of*.

**Polypetalous** (*pol-ip-et'-al-us*) [*πολύς*, many; *πέταλον*, leaf]. In biology, having several distinct petals; apotepalous, as opposed to *gamopetalous*, *q. v.*

**Polyphagia** (*pol-ip-a'-je-ah*). Synonym of *Bulimia*.

**Polyphagic** (*pol-ip-a'-jik*) [*πολύς*, many; *φαγεῖν*, to eat]. Polyphagous.

**Polyphagous** (*pol-ip'-a-gus*). Synonym of *Omnivorous*.

**Polyphagy** (*pol-ip'-aj-e*) [*πολύφαγος*, eating too much]. The habit of living on various kinds of food.

**Polypharmacœon, Polypharmacum** (*pol-ip-ar'-mak-on*, *pol-ip-ar'-mak-um*) [*πολύς*, many; *φάρμακον*, drug]. A medicine containing many ingredients; a panacea.

**Polypharmacus** (*pol-ip-ar'-mak-us*) [*πολύς*, many; *φάρμακον*, drug]. One who uses drugs too freely.

**Polypharmacy** (*pol-ip-ar'-mas-e*) [*πολύς*, many; *φάρμακον*, a drug]. The prescription of many drugs at one time; the too free use of drugs.

**Polypheinous** (*pol-ip-e'-nus*) [*πολύς*, many; *φῆμη*, voice]. One-eyed; cyclopean.

**Polyphobia** (*pol-ip-o'-be-ah*) [*πολύς*, many; *φόβος*, fear]. Morbid fear of many things.

**Polyphore** (*pol'-ip-or*) [*πολύς*, much; *φέρειν*, to bear].

In biology, a common carrier or receptacle, as of many distinct carpels, *e. g.*, the strawberry.

**Polyphrasia** (*pol-if-ra'-ze-ah*) [*πολύς*, much; *φράσις*, speech]. Morbid excess of speech; insane volubility; verberation.

**Polyphyletic** (*pol-ip-il-et'-ik*) [*πολύς*, many; *φυλή*, tribe]. In biology, having several lines of descent; of or pertaining to the doctrine of polygenesis, or special creation.

**Polyphylline, Polyphyllous** (*pol-ip-il'-in*, *pol-ip-il'-us*) [*πολύς*, many; *φύλλον*, leaf]. In biology, many-leaved. Applied to the calyx or corolla, and also to the leaflets of compound leaves.

**Polyphyly** (*pol'-if-il-e*) [*πολύς*, many; *φύλλον*, leaf]. In biology, an abnormal increase of the number of organs in a whorl.

**Polyphyodont** (*pol-ip-i'-o-dont*) [*πολύς*, many; *φύειν*, produce; *ὀδούς* (*ὀδον-*), tooth]. In biology, applied to animals, as the shark, in which tooth-germs are produced throughout life, and replacement of lost teeth continues indefinitely; opposed to *monophyodont* and *diphyodont*.

**Polyphysia** (*pol-ip-iz'-e-ah*) [*πολύς*, many; *φύσα*, flatus]. Excessive flatulence.

**Polypiarium** (*pol-ip-i-a'-re-um*). Same as *Polypary*.

**Polypide** (*pol'-ip-id*) [*πολύς*, many; *πύς*, foot]. In biology, the zoöid, consisting of alimentary canal, with tentacles, nervous ganglion, etc., which is developed within the zoöcium of *Polyzoa*; the *polype* of older writers and *brachyzooid* of Reichert.

**Polypidom** (*pol-ip-id-ōm*) [*πολύς*, many; *πύς*, foot; *δῶμος*, house]. In biology, the aggregate of persons in a *cœlenterate* colony; a polyp-stock.

**Polypier** (*pol'-ip-er*) [*πολύς*, many; *πούς*, foot]. A polypide; a polypidom.

**Polypter** (*pol'-ip-if-er*) [*πολύς*, many; *πούς*, foot; *φέρειν*, to bear]. In biology, a polyp-stock.

**Polypterous** (*pol-ip-if'-er-us*) [*polyptus*, polyp; *ferre*, to bear]. Bearing or giving origin to a polypus.

**Polyptiform** (*pol'-ip-if-orm*) [*polyptus*, polyp; *forma*, form]. Having the form of a polyp.

**Polypterous** (*pol-ip-if'-er-us*). Same as *Polypterous*.

**Polyptonia** (*pol-ip-i'-o'-ne-ah*) [*πολύς*, much; *πίων*, fat]. An excessive deposit of fat in the subcutaneous connective tissue.

**Polyptosia** (*pol-ip-i-o'-sis*) [*πολύς*, much; *πίων*, fat]. Obesity.

**Polypterous** (*pol-ip-if'-er-us*). Same as *Polypterous*.

**Polypite** (*pol'-ip-it*) [*πολύς*, many; *πούς*, foot]. In biology, an individual zoöid, or person, of the *Hydrozoa* or *Actinozoa*, whether separate or one of a colony.

**Polypitrite** (*pol-ip-it-rīt*). See *Polypotrite*.

**Polyplacid** (*pol-ip-las'-id*) [*πολύς*, many; *πλακῶς*, a flat cake]. In biology, bearing more than one madreporic body, as distinguished from *Monoplacid*.

**Polyplast** (*pol'-ip-las'*) [*πολύς*, many; *πλάσσειν*, to form]. Composed of many cells.

**Polyplastic** (*pol-ip-las'-tik*) [*πολύς*, much; *πλάσσειν*, to mold]. A term applied to cells having many substances (more than two) in their composition; also to cells that undergo many modifications during their transformation into tissues.

**Polyplastid** (*pol-ip-las'-tid*). See *Monoplastid*.

**Polyplastides** (*pol-ip-las'-tid-es*) [*πολύς*, many; *πλάσσειν*, to form]. Multicellular organisms; the substitute proposed by Götte for *Metazoa*.

**Polyptnea, Polyptnea** (*pol-ip-ne'-ah*) [*πολύς*, many; *πνοία*, breathing]. Great rapidity of respiration.

**Polyptneic** (*pol-ip-ne'-ik*) [*πολύς*, many; *πνοία*, breathing]. Pertaining to polyptnea; hastening the respiration. **P. Center**, a center the stimulation of which



tends to quicken the respiratory movements. Such a center is said to exist in the brain between the striatum and the thalamus.

**Polypod** (*pol'-ip-od*) [πολύς, many; πούς, foot]. In biology, having many feet.

**Polypodesme** (*pol'-ip-o-des'-me*) [πολύπους, polyp; δέσμος, bond]. An instrument for applying a ligature to the pedicle of a polypus.

**Polypodia** (*pol'-ip-o'-de-ah*) [πολύς, many; πούς, foot]. A monstrosity possessing supernumerary feet.

**Polypoid** (*pol'-ip-oid*) [πολύπους, polypus; εἶδος, like]. Resembling a polypus.

**Polyporous** (*pol'-ip'-or-us*) [πολύς, many; πόρος, pore]. In biology, having many pores; ethmoid.

**Polyporus** (*pol'-ip'-o-rus*) [πολύς, many; πόρος, pore]. A genus of hymenomycetous *Fungi* represented by many species. *P. fomentarius*, *Amadou*; *German Tinder*; *Moxa*; a species parasitic on trees, especially the birch. It is a source of amadou.

**Polypsia, Polypsis** (*pol'-ip-o'-ze-ah, pol'-ip-o'-sis*) [πολύς, much; πείσις, draught]. Polydipsia.

**Polypostem** (*pol'-ip-o-stem*). Same as *Polypstem*.

**Polypostyle** (*pol'-ip-o-stil*) [πολύς, many; πούς, foot; στῦλος, a pillar]. In biology, a *Dactylozooid*, *q. v.*

**Polypotome** (*pol'-ip'-o-tōm*) [πολύς, many; τομή, a cutting]. An instrument for the excision of polypi.

**Polypotrite** (*pol'-ip-o-trit*) [πολύπους, polypus; τρίβειν, to rub]. An instrument for crushing polypi.

**Polypous** (*pol'-ip-us*) [πολύς, many; πούς, foot]. Of the nature of a polyp.

**Polyprite** (*pol'-ip-rit*) [polypus, a polyp]. In biology, the manubrium of a medusa.

**Polypotome** (*pol'-ip-tōm*). Synonym of *Polypotome*.

**Polypus** (*pol'-ip-us*) [πολύς, many; πούς, foot: *pl., Polypsi*]. A tumor found especially on mucous membranes, as in the nose, bladder, rectum, uterus, etc., and growing from the surface. The majority of polypi are not true tumors, but inflammatory hyperplasias. *P., Blood*. Synonym of *P., Placental*. *P., Carcinomatous*, a polyp which is carcinomatous in character. *P. carnosus*. Synonym of *Sarcoma*. *P., Fibrinous*, a polypoid mass on the uterine wall, resulting from the deposition of fibrin from retained blood. The mass may be attached to portions of an ovum or to thrombi at the placental site. *P., Fibrous, P., Fleishy*, a polypus composed of fibrous tissue chiefly, and common in the intestines and uterus. *P., Follicular*, one containing many small mucous glands. *P., Gelatinous*. Synonym of *P., Mucous*. *P., Glandular*: 1. A term given by Thomas to a polypus consisting of enlarged mucous glands of the cervix uteri. 2. Adenoma. *P. of the Heart*, a fibrinous heart-clot. [Old.] *P., Lardaceous*, one that has undergone lardaceous, or amyloid, degeneration. *P., Lipomatous*, a pedunculated lipoma. *P., Malignant*, a malignant tumor, usually carcinoma, having a polypoid appearance. *P. mamillæ*, the nipple. *P., Mucous*, a soft polypus containing mucoid tissue. *P., Myomatous*, one consisting largely of unstriped muscle-tissue. *P., Osseous*, one containing bony tissue. *P., Placental*, a fibrinous polyp resulting from the deposit of fibrin upon a portion of placenta retained after parturition. *P., Raspberry Cellular*, the most common variety of aural polypus, consisting of many small, raspberry-like masses, attached to a central stem which forms the pedicle. *P., Sarcomatous*, a sarcoma of polypoid form. *P., Scirrhus*, a dense carcinomatous polypus. *P., Soft*. Synonym of *P., Mucous*. *P., Spongy*. Synonym of *P., Mucous*. *P., Stony*, one the seat of calcareous infiltration. *P., Tooth*, a polyp developed from the pulp of a carious tooth. *P., Vascular*, a polypoid angioma.

**Polyrhizal** (*pol'-ir-i'-zal*). Same as *Polyrhizous*.

**Polyrhizous** (*pol'-ir-i'-zus*) [πολύς, many; ρίζα, root]. In biology, many-rooted.

**Polyrrhea** (*pol'-ir-e'-ah*) [πολύς, much; ροία, flow]. An excessive secretion of fluid.

**Polysaccharides** (*pol'-is-ak-ar'-id-ēz*). See *Carbohydrates*.

**Polysalicylic Acids** (*pol'-is-al-is-il'-ik*) [πολύς, many; salix, willow]. Salicylic anhydrides produced by the action of phosphoric oxychlorid on sodium salicylate.

**Polysarcia** (*pol'-is-ar'-ke-ah*) [πολύς, much; σάρξ, flesh]. Excessive corpulency; obesity. *P. cordis*, Synonym of *Cor adiposum*.

**Polysarcosis** (*pol'-is-ar-ko'-sis*). Synonym of *Poly-sarcia*.

**Polysarcous** (*pol'-is-ar'-kus*) [πολύς, much; σάρξ, flesh]. Corpulent; exhibiting polysarcia.

**Polyscelia** (*pol'-is-ke'-le-ah*) [πολύς, many; σκέλος, leg]. Excess in the number of legs.

**Polyscelus** (*pol'-is-ke-lus*) [πολύς, many; σκέλος, leg]. A monster having supernumerary legs.

**Polyschidia** (*pol'-is-kid'-e-ah*) [πολύς, many; σχιδιον, splinter]. A tendency to carry classification to excess.

**Polyscope** (*pol'-is-kōp*) [πολύς, much; σκοπεῖν, to observe]. An instrument for examining the cavities of the body by illuminating them. *P., Electric*, an instrument provided with an electric light which is introduced into a hollow viscus in order to illuminate its internal surfaces. The walls of the organ are protected from the effects of the heat by the presence of water.

**Polysepalous** (*pol'-is-ep'-al-us*) [πολύς, many; sepalum, sepal]. Having several or many distinct sepals.

**Polysialia** (*pol'-is-i-a'-le-ah*) [πολύς, much; σίαλον, spittle]. Excessive flow of saliva.

**Polysiphonous** (*pol'-is-i'-fon-us*) [πολύς, many; σίφων, tube]. In biology, having many siphons.

**Polysolve** (*pol'-is-ōv*). See *Sulphuricineolic Acid*.

**Polysomatia** (*pol'-is-o-ma'-she-ah*). Synonym of *Poly-sarcia*.

**Polysomatic** (*pol'-is-o-ma'-ik*) [πολύς, many; σῶμα, body]. Consisting of an aggregation of grains.

**Polysomia** (*pol'-is-o'-me-ah*) [πολύς, many; σῶμα, body]. A type of monstrosity having more than a single body or trunk.

**Polysomitic** (*pol'-is-o-mit'-ik*) [πολύς, many; σῶμα, body]. In biology, made up of a number of distinct somites.

**Polyspaston** (*pol'-is-pas'-ton*) [πολύς, many; σπᾶν, to draw]. A pulley used for the reduction of dislocations.

**Polysperm** (*pol'-is-perm*) [πολύς, many; σπέρμα, seed]. In biology, a plant the fruit of which contains many seeds.

**Polyspermal** (*pol'-is-per'-mal*). Same as *Polyspermous*.

**Polyspermism** (*pol'-is-per'-miz-m*) [πολύς, much; σπέρμα, seed]. The secretion and discharge of an excessive quantity of seminal fluid.

**Polyspermous** (*pol'-is-per'-mus*) [πολύς, many; σπέρμα, seed]. In biology, containing many seeds, as a berry. Cf. *Pleiospermous*.

**Polyspermy** (*pol'-is-per-me*) [πολύς, many; σπέρμα, seed]. In biology, impregnation of an ovum by several spermatozooids.

**Polyspire** (*pol'-is-pir*) [πολύς, many; σπείρα, a coil]. In biology, having a continued spiral growth.

**Polysporangium** (*pol'-is-po-ran'-je-um*) [πολύς, many; σπόρος, spore]. In biology, a sporangium containing many spores.

**Polyspore** (*pol'-is-por*) [πολύς, many; σπόρος, spore]. In biology, a compound spore.

- Polyspored** (*pol'-is-pord*) [πολύς, many; σπόρος, spore]. In biology, containing or producing many spores.
- Polysporic** (*pol-is-por'-ik*). Same as *Polysporous*.
- Polysporous** (*pol-is-por'-us*) [πολύς, many; σπόρος, spore]. In biology, producing many spores.
- Polystachous** (*pol-is'-tak-us*) [πολύς, many; στάχυς, an ear of corn, a spike]. In biology, having many spikes.
- Polystemonous** (*pol-is-tem'-o-nus*) [πολύς, many; στήμων, wasp (stamen)]. In biology, having many more stamens than petals. Cf. *Isostemonous*, *Polyandrous*.
- Polystichia** (*pol-is-tik'-e-ah*) [πολύς, many; στίχος, row]. A condition in which the eye-lashes are arranged in two or more rows.
- Polystichous** (*pol-is-tik-us*) [πολύς, many; στίχος, row, line]. In biology, arranged in many rows. Cf. *Monostichous*, *Distichous*.
- Polystigmatic** (*pol-is-tig'-mus*) [πολύς, many; στίγμα, mark]. In biology, applied to flowers that present many stigmas, from being polycarpellary.
- Polystomatous** (*pol-is-to'-mat-us*) [πολύς, many; στόμα, mouth]. Having many mouths or apertures.
- Polystylous** (*pol-is-ti'-lus*) [πολύς, many; στυλος, column]. In biology, having several styles.
- Polysulphid**, **Polysulphuret** (*pol-is-ul'-fid*, *pol-is-ul'-fu-ret*) [πολύς, many; sulphur, sulphur]. A compound of an element or radicle with one or more molecules of sulphur.
- Polysymmetria** (*pol-is-im-el'-re-ah*) [πολύς, many; συμμετρία, symmetry]. Symmetry of the two sides of the body at two or more points.
- Polytechnic** (*pol-it-ek'-nik*) [πολύς, many; τέχνη, an art]. Comprising many arts.
- Polyterpene** (*pol-it-er'-pen*) [πολύς, many; terpene]. In chemistry, one of a class of substances polymeric with the terpenes. Caoutchouc, gutta-percha, and dammar-resin are polyterpenes.
- Polythalamic** (*pol-ith-al'-am-ik*) [πολύς, many; θάλαμος, chamber]. In biology, having many chambers; thalamophorous.
- Polythalamous** (*pol-ith-al'-am-us*) [πολύς, many; θάλαμος, chamber]. In biology, having several chambers or compartments; multilocular.
- Polythecial** (*pol-ith-el'-se-al*) [πολύς, many;θήκη, case]. In biology, forming or pertaining to a polythecium.
- Polythecium** (*pol-ith-el'-se-um*) [πολύς, many;θήκη, a box; *pl.*, *Polythecia*]. In biology, a compound zoöthecium.
- Polythelia**, **Polythelism** (*pol-ith-el'-le-ah*, *pol'-ith-el-izm*) [πολύς, many; θηλή, nipple]. The presence of supernumerary nipples.
- Polytocia** (*pol-it'-el-se-ah*). Synonym of *Fecundity*.
- Polytocous** (*pol-it'-o-kus*) [πολύς, many; τεκείν, to bring forth]. In biology: (a) the bringing forth of several young at a birth; (b) producing fruit year after year.
- Polytomous** (*pol-it'-o-mus*) [πολύς, many; τμήν, to cut]. In biology, applied to leaves which are divided into numerous parts, not true leaflets, or to stems repeatedly forked.
- Polytomy** (*pol-it'-o-me*) [πολύς, many; τέμνειν, to cut]. In biology, division into several parts.
- Polytrichia**, **Polytrichosis** (*pol-it-rik'-e-ah*, *pol-it-rik'-o-sis*) [πολύς, many; θρίξ, hair]. Excessive development of hair.
- Polytrichous** (*pol-it'-rik-us*) [πολύς, many; θρίξ, a hair]. In biology, bearing numerous hairs or cilia.
- Polytrochal** (*pol-it'-ro-kal*) [πολύς, many; τροχός, a wheel]. In biology, having several ciliated zones, as certain embryos. Cf. *Mesotrochal*, *Telotrochal*.
- Polytrochous** (*pol-it-ro'-kus*). Same as *Polytrochal*.
- Polytrophia**, **Polytroph** (*pol-it-ro'-fe-ah*, *pol'-it-ro-fe*) [πολύς, much; τροφή, nourishment]. Abundant or excessive nutrition.
- Polytypal** (*pol-it-i'-pal*) [πολύς, many; τύπος, type]. Exhibiting various types, or forms.
- Polyuresia**, **Polyuresis** (*pol-e-u-re'-ze-ah*, *pol-e-u-re'-sis*). Synonyms of *Polyuria*.
- Polyuria** (*pol-e-u'-re-ah*) [πολύς, much; οὔρον, urine]. Excessive secretion of urine. The causes of temporary polyuria are, excessive ingestion of fluids, cold, suppression of perspiration, the use of diuretics; it occurs in the crisis of fevers, and in certain neurotic conditions, as hysteria, and in nervous excitement. A permanent polyuria is met with in diabetes mellitus, diabetes insipidus, chronic interstitial nephritis, and in amyloid disease of the kidneys.
- Polyuric** (*pol-e-u'-rik*) [πολύς, many; οὔρον, urine]. 1. Pertaining to, or affected with, polyuria. 2. One affected with polyuria.
- Polyvalent** (*pol-iu'-al-ent*). Synonym of *Multivalent*.
- Polyzoa** (*pol-iz'-o-ah*) [πολύς, many; ζῶον, animal]. The sea-mats, or sea-mosses.
- Polyzoan** (*pol-iz'-o-an*) [πολύς, many; ζῶον, animal]. In biology: (a) a member of the group of *Vermes* more properly termed *Bryozoa*, which are developed in variously-shaped attached stocks; (b) one of the segmented tape-worms or cestode stocks arising by strobilation.
- Polyzoarium** (*pol-iz'-o-a'-re-um*) [πολύς, many; ζῶον, an animal; *pl.*, *Polyzoaria*]. Same as *Zoarium*.
- Polyzoary** (*pol-iz'-o-a-re*) [πολύς, many; ζῶον, animal]. In biology, a compound polyzoan.
- Polyzooid** (*pol-iz'-o-oid*) [πολύς, many; ζῶον, animal; είδος, form]. In biology, composed of many zooids.
- Poma** (*po'-mah*) [πῶμα, lid, cover; *pl.*, *Pomata*]. The name applied to the so-called occipital operculum of the brain of the monkey.
- Pomaceous** (*po-ma'-se-us*) [*pomum*, apple]. Pertaining to the apple, or to fruits like the apple.
- Pomade** (*po'-mad*) [*pomum*, apple]. Any perfumed ointment or preparation for inunction of the scalp or other parts. **P.**, **Putz**, a proprietary preparation used to burnish metal.
- Pomander** (*po-man'-der*) [*pomum*, apple]. A ball composed of aromatics, formerly carried about the person to prevent infection; also, the globular case in which the same was kept.
- Pomarine** (*poni'-ar-in*). See *Pomatorhine*.
- Pomatic** (*po-mat'-ik*) [πῶμα, lid]. Pertaining to the poma.
- Pomatorhine** (*po-mat'-o-rin*) [πῶμα, lid, cover; ρίς, nose]. In biology, applied to birds which have an operculum over the nostrils.
- Pomatum** (*po-ma'-tum*). Same as *Pomade*.
- Pome** (*pōm*) [*pomum*, fruit]. In biology, a fleshy fruit like the apple, which is syncarpous, succulent, and whose bulk is made up chiefly of enlarged and adherent calyx.
- Pomegranate** (*pom'-gran-et*). See *Granatum*.
- Pomiferous** (*po-mif'-er-us*) [*pomum*, fruit; *ferre*, to bear]. Pome-bearing.
- Pomiform** (*po'-mif-orm*) [*pomum*, an apple; *forma*, form]. Having the form of a pome.
- Pommade** (*pon-ahd*) [Fr.]. See *Pomade*.
- Pommelière** (*poni'-le-ār*) [Fr.]. Tuberculosis of cattle.
- Pompeian Red**. Same as *Ocher*.
- Pompholygmus** (*pom-fo-lig'-mus*) [πομφόλυξ, bubble]. A bullous eruption.
- Pompholygodermatitis** (*pom-fo-lig-o-der-mat-i'-tis*). Synonym of *Pemphigus*.
- Pompholyx** (*poni'-fo-liks*) [πομφόλυξ, bubble]. 1. *Cheiropompholyx*; *Dysidrosis*. A disease of rare occurrence, characterized by vesicular and bullous eruptions limited to the hands and feet. The disease occurs in depressed states of the nervous system, is



more common in women, but is met with chiefly in adult and middle life. By some it is considered a disease of the sweat-glands, by others not. The disease is curable, but tends to recur. 2. Sometimes used as a synonym for *Pemphigus*. 3. Zinc oxid, called *flowers of Zinc*, and *Philosophers' Wool*.

**Pomphus** (*pon'-fus*) [πομφός, blister: *pl.*, *Pomphi*]. *Wheat*: *Urtica*; a circumscribed edema of the corium, producing a flat elevation of the epidermis at that point; it is usually the result of angio-neurotic irritation. Pomphi vary in size from a pin's head to a goose's egg, are of irregular outline, and of a whitish color with a pink areola. They are evolved rapidly, and usually last only a few hours or days.

**Pomum** (*po'-mum*) [L., *pl.*, *Poma*]. Apple. **P. adami** [L., *Adam's apple*], the ridge or prominence in the front of the neck caused by the projection of the thyroid cartilage. It is most marked in males. **P. quercina**, nut-gall.

**Ponceau** (*pon-so'*). See *Pigments, Conspectus of*.

**Pond's Extract**. See *Hamamelis*. **P.'s Recipe**, a recipe for varnish to preserve sphygmographic and cardiographic tracings. Alcohol, one pint; gum sandarac, three ounces; castor-oil, half ounce. Mix.

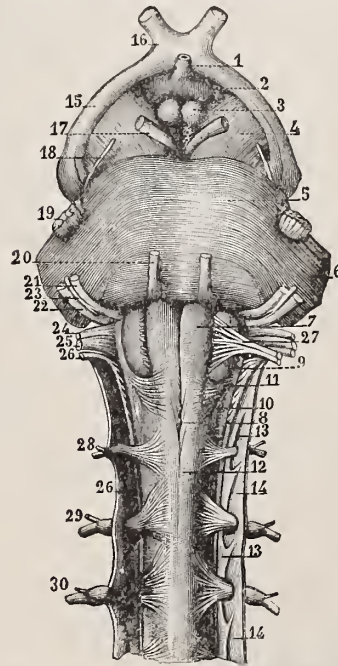
**Ponding** (*pond'-ing*) [ME., *pond*, a pond]. The accumulation of liquid as in a pond. **P. of the Liquor amnii**, the collection of a considerable amount of liquor amnii above the presenting part of the fetus after the membranes have ruptured in the second stage of labor.

**Pongamia** (*pon-ga'-me-ah*) [E. Ind. *pongam*]. A genus of East Indian trees. Kurung oil is the oil expressed from the seeds of *P. glabra*, native to India, China, and Australia. It is recommended in parasitic diseases of the skin, and is efficacious in pityriasis versicolor, herpes, and rheumatism, and is useful in lepra. Unof.

**Ponos** (*po'-nos*) [πόνος, pain]. A chronic febrile disease endemic on the Greek islands of Spetzia and Hydra. The disease bears some resemblance to pseudoleukemia and to tuberculosis.

**Pons** [*pons*, bridge]. A process or bridge of tissue connecting two parts of an organ. **P. cerebelli**. Same as *P. varolii*. **P. hepatis**, the hepatic substance sometimes extending from the quadrate to the left lobe of the liver. **P. tarini**, the *posterior perforated space*, a mass of gray substance lying behind the corpora albicantia and joining the crura cerebri. It helps to form the floor of the third ventricle. **P. varolii** (or simply *Pons*), a convex white eminence situated at the base of the brain, behind its center. It is placed cephalad of the oblongata, ventrad of the cerebellum, and caudad of the cerebrum, and is connected with all three. It rests upon the sphenobasilar groove; it is quadrate in outline, about 25 cm. wide antero-posteriorly, and is marked on its ventral surface by a longitudinal groove for the lodgment of the basilar artery. It is contracted laterally on account of the closer aggregation of its fibers, which converge to form the middle peduncles of the cerebellum. Its cephalic margin is convex and well defined, and arches over the crura. From the cephalad surface of the pons, a little ventral, arises the fifth or trigeminal nerve. In structure the pons consists chiefly of nerve-fibers, but it contains also areas of gray matter, the *pontine nuclei*. On section it consists of two portions, a dorsal and a ventral. The latter contains transverse commissural fibers and is traversed by the ventral pyramids of the oblongata. The pyramidal fibers in the caudal half of the pons are collected into two closely-packed groups of bundles invested in front and behind by a layer of transverse fibers; higher up, above the middle of the pons, the pyramidal tracts be-

come separated by the penetrating transverse bundles into a number of fasciculi. The presence of the pyramids thus gives rise to three sets of fibers—the ventral or *superficial*, the dorsal or *deep*, and the middle or *penetrating*. Interspersed in the gray matter occupying the interstices of the ventral portion of the pons small *multipolar cells* are found. The *dorsal* portion of the pons consists largely of gray matter which is continued up from below, especially the *formatio reticularis* and the *dorsal tracts* of gray substance. In places the gray matter is grouped to form the nuclei of the fifth, sixth, seventh, and eighth nerves. In the lower part of the pons there is a small, folded gray lamina, distinguished as the superior olivary nucleus. It is enclosed by some transverse fibers known as the trapezium. A group of darkly-pigmented cells is found in



PONS AND MEDULLA. ANTERIOR ASPECT.

1. Infundibulum. 2. Tuber cinereum. 3. Corpora albicantia, or mammillaria. 4. Cerebral peduncle. 5. Pons varolii. 6. Middle cerebellar peduncle. 7. Anterior pyramid. 8. Decussation. 9. Olivary body. 10. Gray tubercle of Rolando. 11. Arciform fibers. 12. Superior extremity of spinal cord. 13, 13. Denticulate ligament. 14. Spinal dura mater. 15. Optic tract. 16. Optic chiasm. 17. Third nerve. 18. Fourth nerve. 19. Fifth nerve. 20. Sixth nerve. 21. Facial nerve. 22. Auditory nerve. 23. Nerve of Wrisberg. 24. Glossopharyngeal nerve. 25. Vagus nerve. 26, 26. Spinal accessory nerve. 27. Hypoglossal nerve. 28. 1st cervical pair. 29. 2d cervical pair. 30. 3d cervical pair.

the floor of the fourth ventricle; collectively, this is visible to the naked eye as a dark area, known as the *substantia ferruginea*; seen through the floor of the fourth ventricle, this area appears of a bluish-gray color, whence the name *locus caeruleus*. Mesad of the *substantia ferruginea* lies an angular tract of white matter, the *posterior longitudinal bundle*, which is a continuation upward of the ventral ground-bundle of the cord. The pons is developed from that part of the third brain-vesicle known as the *hind-brain* or *epencephalon*.

**Pontal** (*pon'-tal*) [*pons*, bridge]. Same as *Pontile*.

**Pontibrachium** (*pon-tib-ra'-ke-um*) [*pons*, bridge; *brachium*, arm]. The middle peduncle of the cerebellum.

**Pontic** (*pon'-tik*) [*pons*, bridge]. Same as *Pontile*.

**Ponticulus** (*pon-tik'-u-lus*) [dim. of *pons*, bridge]. A small, transverse ridge between the pyramids of the oblongata and the pons. **P. auriculæ**, a slight prominence on the eminentia conchæ for the attachment of the retrahens aurem muscle. **P. hepaticus**, a bridge of tissue, containing a plexus of blood-vessels, and extending from the surface of the Spigelian to that of the right lobe of the liver.

**Pontile** (*pon'-til*) [*pons*, bridge]. Pertaining to the pons. **P. Hemiplegia**, this is very often an *alternate hemiplegia*, in which the arm and leg on one side, and the face on the other, are paralyzed. This condition occurs when the lesion is situated low down in the pons, below the decussation of the fibers of the facial nerve, and above that of the pyramidal tracts. Small lesions high in the pons, produce an ordinary hemiplegia. **P. Nuclei**, a collection of gray matter in the pons.

**Pontinal** (*pon'-tin-al*) [*pons*, a bridge]. In biology, bridging; applied specifically to one of the bones in the skull of certain fishes, bridging the space between the sub-orbital region and preoperculum (*Dactylopteroidea*).

**Pontine** (*pon'-tin*) [*pons*, bridge]. Same as *Pontile*.

**Ponto-bulbar** (*pon'-to-bul'-bar*) [*pons*, bridge; *bulbus*, bulb]. Pertaining to the pons varolii and to the bulb spinalis (or oblongata).

**Ponto-crural** (*pon'-to-kru'-ral*) [*pons*, bridge; *crus*, leg]. Pertaining to the pons varolii and the crura cerebri.

**Poop**, **Pope** (*poop*, *pōp*) [origin obscure]. A colloquial term used by foot-ball players to designate an injury to the front and outer side of the thigh, which causes more or less disability.

**Poor-man's Bandage**. See *Galen's Bandage*.

**Pop-eyed** (*pop'-id*). Having pop-eyes. **P.-eyes**, full and bulging eyes. See *Exophthalmos*.

**Poplar** (*pop'-lar*). See *Populus*.

**Poples** (*pop'-lez*) [L.]. The back of the knee, or popliteal space.

**Poplitead** (*pop-lit-e'-ad*) [*poples*, ham; *ad*, to]. Toward the popliteal aspect.

**Popliteal** (*pop-lit-e'-al*) [*poples*, ham, hock, or knee]. Pertaining to the hinder part of the knee-joint or ham.



DEEP VIEW OF THE POPLITEAL SPACE.

1. Popliteal vein. 2. Popliteal artery. 3. Internal popliteal nerve. 4. Vastus internus. 5. Superior internal articular artery. 6. Tendon of semi-membranosus. 7. Inner head of gastrocnemius. 8. Inferior internal articular artery. 9. Popliteal vein. 10. Popliteus. 11. Tendon of plantaris. 12. Short head of biceps. 13. External popliteal nerve. 14. Long head of biceps, cut. 15. Outer head of gastrocnemius. 16. Communicans peronei nerve. 17. Soleus.

posterior aspect of the knee. **P. Bursa**, one of the bursæ in the popliteal space. **P. Glands**, the lymphatic glands of the popliteal space. **P. Ligament**, the posterior ligament of the knee-joint. **P. Nerve**. See *Nerves*, *Table of*. **P. Region**. Same as *P. Space*. **P. Space**, the lozenge-shaped space occupying the lower third of the thigh and the upper fifth of the leg. Its boundaries are: above, and to the outer side, the tendon of the biceps; on the outer side, and below, the plantaris and the outer head of the gastrocnemius; on the inner side, above, from within outward the semitendinosus, the semimembranosus, and the gracilis, on the inner side, below, the inner head of the gastrocnemius. The roof is formed by the popliteal fascia; the floor, by the lower part of the posterior surface of the shaft of the femur, the posterior ligament of the knee-joint, the upper end of the tibia, and the fascia covering the popliteus muscle. The contents of the space are: the popliteal vessels and their branches, the termination of the external saphenous vein, the internal and external popliteal nerves and their branches, the small sciatic nerve, the articular branch from the obturator nerve, a few lymphatic glands, and some adipose tissue. **P. Surface**, the surface of the femur between the supracondylar lines. **P. Tendons**, the tendons of the muscles forming the boundaries of the popliteal space; the hamstrings. **P. Vein**, the companion vein of the popliteal artery.

**Popliteen** (*pop-lit-e'-en*) [*poples*, ham]. Belonging to the poples in itself.

**Popliteus**, **Poplitæus** (*pop-lit-e'-us*) [*poples*, ham]. Pertaining to the poples. The ham or hinder part of the knee joint. **P. accessorius**, a small anomalous muscle arising from the external femoral condyle or from a sesamoid bone in the external gastrocnemius, and inserted into the capsular ligament of the knee-joint. **P. biceps**, **P. geminus**. Synonyms of *P. accessorius*. **P. Muscle**. See *Muscles*, *Table of*.

**Poplitic** (*pop-lit'-ik*) [*poples*, the ham]. Popliteal.

**Poppy** (*pop'-e*) [ME., *poppy*, poppy]. See *Papaver*.

**P.-seed**, the seeds of *Papaver somniferum*, used in Germany, and sometimes among Germans in this country, to strew on the bread-dough in order to give it a certain flavor. **P.-seed Oil**, *Oleum papaveris*, is obtained from the seeds of the opium-poppy by pressure. It is of a pale-yellow color and a slightly sweetish taste; specific gravity, .925 at 15° C. It is used for salads, paints, soaps, and to adulterate olive-oil and almond-oil.

**Population** (*pop-u-la'-shun*) [*populus*, people]. The mass of people dwelling within a given geographic or political area. **P., Malthusian Law of Increase of**, that the number of individuals of a society tends to increase faster than the food-product, so that there is always a pressure on the means of subsistence.

**Populin** (*pop'-u-lin*) [*populus*, poplar],  $C_{20}H_{22}O_8$ . **1. Benzosalicin**. A substance contained in several varieties of poplar; it is the benzoyl derivative of salicin; it crystallizes in small prisms containing two molecules of water, dissolves with difficulty in water, and possesses a sweet taste. It is said to possess febrifuge properties, and has also been used in dysuria. **2. A precipitate from a tincture of the bark of *Populus tremuloides***: tonic, stomachic, vermifuge, anti-periodic, and febrifuge. Dose 2 to 4 grains. Unof.

**Populus** (*pop'-u-lus*) [L.]. Poplar. The resin of the leaf-buds of several species is used for pectoral and nephritic troubles. Unof.

**Porcate** (*por'-kāt*) [*porca*, a ridge between two furrows]. In biology, deeply furrowed.

**Porcelain** (*por'-len*) [It., *porcellana*, porcelain]. An

**P. Aneurysm**, aneurysm of the popliteal artery. **P. Artery**. See *Arteries*, *Table of*. **P. Aspect**, the



impure silicate of aluminum, non-transparent and exceedingly infusible. It is made from porcelain-clay, or kaolin ( $H_2Al_2Si_2O_8 + H_2O$ ), derived from feldspar rock by the atmospheric process known as "weathering." Heated in a furnace, it loses water, and a porous mass is produced. In making porcelain the powdered kaolin is mixed with water to a thick paste, and then molded into the desired shape. A little feldspar, chalk, or gypsum is added to the clay in order to form a fusible silicate, in quantity just sufficient to bind the particles of clay firmly together. Upon firing, as the process is called, a porous "biscuit-ware" is obtained, which is afterward subjected to the process of glazing. For the finest porcelain the glazing material is feldspar; for the cheaper varieties a mixture of clay, chalk, ground-flints, and borax is used. Earthenware is salt-glazed. There are also other methods of glazing. The colors used in decorating porcelain consist of various metallic oxides, and may be applied before or after glazing. **P.-glass**, a glass which resembles porcelain, made by fusing cryolite, a double fluorid of aluminum and sodium, with sand. **P. Teeth**, *mineral teeth*; *incorruptible teeth*; *silicious terro-metallic teeth*; *vitrescent teeth*; dental substitutes, resembling, more or less closely, the shape and color of the natural teeth, so constructed that they may be securely fixed to the various attachments employed for their adjustment and retention in the mouth. They are composed of feldspar, siliceous, and other mineral substances.

**Porcupine** (*por'-ku-pin*) [*porcus*, a hog; *spina*, spine]. A rodent quadruped of the family *Hystriidae*. It is covered with sharp spines. **P. Disease**. See *Hystrix*. **P.-men**, persons affected with *Ichthyosis hystrix*. **P.-skin**, an extreme degree of *Ichthyosis hystrix*.

**Pore** (*pôr*) [*poros*, a pore]. In biology, a minute circular opening or perforation. **P.**, **Abdominal**, in certain fishes, the opening by which the abdominal cavity communicates with the exterior, and through which the ova are discharged. **Ps. of the Skin**, the openings of the ducts of the sebaceous and sweat-glands of the skin. **Ps.**, **Sweat**, the orifices of the ducts of the sweat-glands. **P.**, **Vascular**, in the round-worms, a transverse opening situated on the ventral surface and forming the common orifice of the two lateral vessels which are thought to be excretory organs.

**Porencephalia** (*por-en-sef-a'-le-ah*) [*poros*, cavity; *ἐγκέφαλος*, brain]. The presence of depressions on the surface of the hemispheres of the brain, owing to absence of portions of brain-substance. The defects are covered by pia and arachnoid, except in cases in which a communication with the ventricles exists. The term is generally restricted to limited congenital defects, although by some it is extended to include those that are acquired.

**Porencephalic** (*por-en-sef-al'-ik*). Same as *Porencephalous*.

**Porencephalous** (*por-en-sef'-al-us*) [*poros*, cavity; *ἐγκέφαλος*, brain]. Affected with porencephalia.

**Porencephalus** (*por-en-sef'-al-us*). See *Porencephalia*. **Porencephaly** (*por-en-sef'-al-e*). Synonym of *Porencephalia*.

**Poreutes** (*po-ru'-tēz*) [*πορεύειν*, to convey]. Ameboid cells of Kollmann, derived from aëroblasts, from which the blood and its corpuscles, the endothelium of the vessels, and the wandering cells are developed.

**Poriferous** (*por-if'-er-us*) [*poros*, pore; *ferre*, to bear]. In biology, provided with pores.

**Poriform** (*por'-if-orm*) [*poros*, pore; *forma*, form]. Having the form of a pore.

**Poristotropia** (*por-is-to-tro'-pe-ah*) [*πορίζειν*, to provide; *τροπή*, a turning]. A chemic process by which, according to Ritgen, the existing atoms are destroyed and new atoms produced whenever a new substance is formed.

**Pork** [*porcus*, hog]. The flesh of swine, *Sus scrofa*. **P.**, **Diseases of**, the parasitic diseases are of interest. Pork may be infested with the scolices of the *Tenia solium* and with the *Trichina spiralis*. The former, known as *cysticercus cellulosa*, or "measle," is contained within a fibrous capsule. If such measly pork is ingested in the raw state by man, the cyst-wall is dissolved in the stomach, and the scolex is set free, and develops into a tape-worm. Pork containing trichinae, if eaten without proper cooking, gives rise to trichiniasis, a grave and sometimes fatal disease. See *Trichiniasis* and *Measles*; also *Cysticercus* and *Trichina*, under *Parasites (Animal)*, *Table of*. An important infectious disease of swine is *Rouget du porc*, *Schweinerothlauf*, or *Swine-plague*. See *Rouget du porc*, and *Bacillus erysipelatos suis*, Pasteur, and *Bacillus of Swine-plague*, Marseilles, Rietsch and Jobert, under *Bacteria*, *Synonymatic Table of*.

**Pornograph** (*por'-no-graf*) [*πόρνη*, prostitute; *γράφειν*, to write]. An obscene picture or writing.

**Pornographer** (*por'-nog'-ra-fer*) [*πόρνη*, prostitute; *γράφειν*, to write]. One who writes of prostitutes or obscene subjects.

**Pornographic** (*por-no-graf'-ik*) [*πόρνη*, prostitute; *γράφειν*, to write]. Of or pertaining to pornography.

**Pornography** (*por-nog'-ra-fe*) [*πόρνη*, a prostitute; *γράφειν*, to write]. 1. A treatise on prostitution, with reference to public hygiene. 2. Obscene writing.

**Porocèle** (*po'-ro-sel*) [*πόρος*, callus; *κήλη*, tumor]. A scrotal hernia in which the coverings are calloused or hardened.

**Porodinic** (*po-ro-din'-ik*) [*πόρος*, a pore; *δίνος*, rotation, a round area]. In biology, reproduction by means of genital pores; distinguished from *Schizodinic*. Cf. *Nephrodinic*, *Idiodinic*.

**Porokeratosis** (*po-ro-ker-at-o'-sis*) [*πόρος*, callus; *κέρας*, a horn]. A keratosis appearing in raised or smooth areas, of varying size, irregular form, circumscribed outline, at the summit of which a thin layer of horny tissue of linear arrangement is present. The affection is usually seated on the dorsal aspect of the hands and feet (never on the palmar or plantar surface), the extensor aspect of the forearms and legs, neck, face and scalp.

**Poroma** (*po-ro'-mah*) [*πόρωμα*]. A callosity.

**Poromphalocèle** (*po-rom-fal'-o-sel*) [*πόρος*, callus; *ὀμφαλός*, navel; *κήλη*, tumor]. An umbilical hernia with hardened contents.

**Poromphalon**, **Poromphalos** (*po-rom'-fal-on*, *po-rom'-fal-os*). Synonym of *Poromphalocèle*.

**Porophyllous** (*por-o-fil'-us*) [*πόρος*, pore; *φύλλον*, leaf]. In biology, having leaves sprinkled with transparent points.

**Poroplastic** (*por-o-plas'-tik*) [*πόρος*, pore; *πλάσσειν*, to mold]. Porous and plastic. **P. Felt**, a porous felt which is readily molded; it is used in the preparation of splints and jackets. **P. Jacket**, a form of jacket used in the treatment of spinal curvatures.

**Porose** (*por'-ōz*) [*porus*, a pore]. In biology, perforate.

**Porosis** (*po-ro'-sis*) [*πόρος*, callus]. The formation of callus. **P.**, **Osteo-**. See *Osteoporosis*. **P. palpebræ**. Synonym of *Chalazion*.

**Porosity** (*por-os'-it-e*) [*πόρος*, cavity]. The condition of being porous.

**Porotic** (*po-rot'-ik*) [*πόρος*, callus]. Favoring the formation of callus. Of the nature of callus.

**Porotomy** (*por-ot'-o-me*) [*πύρος*, pore; *τομή*, a cutting]. The operation of enlarging by incision the meatus of the urethra.

**Porous** (*po'-rus*) [*πύρος*, cavity, pore]. Having small openings, or pores.

**Porphyra** (*por'-fir-ah*) [*πορφύρα*, purple]. Porphyry, one of the eruptive rocks. The leaf or tablet of porphyra is used by pharmacists in the preparation of compounds. The name has been used to designate scurvy and purpura, *q. v.* **P. nautica**. Synonym of *Scurvy*. **P. of the Greeks**. Synonym of *Purpura*.

**Porphyration** (*por-fir-a'-shun*) [*πορφύρα*, purple]. The term applied by Küss and Duval to the first stage in the gastric digestion of albuminoid substances.

**Porphyrin** (*por'-fir-iu*) [*πορφύρα*, purple]. An amorphous substance contained in a variety of *Dita bark*.

**Porphyrisma** (*por-fir-i'-mah*) [*πορφύρα*, purple]. Synonym of *Scarlet-fever*.

**Porphyrization** (*por-fir-is-a'-shun*) [*πορφύρα*, purple]. In pharmacy, the pulverization of a substance by crushing it with a muller on a hard surface, usually of porphyry.

**Porphyrodermitis** (*por-fir-o-der-mil'-tis*) [*πορφύρα*, purple; *δέρμα*, skin; *ιτις*, inflammation]. One of a group of skin-diseases including hemorrhagic maculæ and petechiæ.

**Porphyrotypus** (*por-fir-o-ti'-fus*) [*πορφύρα*, purple; *τύφος*, typhus]. Synonym of *Typhus Fever*.

**Porphyroxin** (*por-fir-ok'st-in*) [*πορφύρα*, purple; *ὄξυς*, acid]. 1. One of the alkaloids of opium, becoming purple when heated with dilute hydrochloric acid. 2. *Porphyrin, q. v.*

**Porphyria** (*por-fir-u'-re-ah*) [*πορφύρα*, purple; *οὖρον*, urine]. The discharge of urine colored with purpurin.

**Porpoise Oil**. See *Oleum delphini*.

**Porraceous** (*por-a'-se-us*) [*porrum*, leek]. Of stools, green-colored, like leek-leaves.

**Porrect** (*po'-rekt*) [*por*, forth; *regere*, to stretch]. In biology, outstretched.

**Porret's Phenomenon**. When a galvanic current is conducted through living, fresh, sarcoous substance, the contents of the muscular fiber exhibit a streaming movement from the positive to the negative pole (as in all other fluids), so that the fiber swells at the negative pole. See also *Phenomenon*.

**Porrigo** (*por-i'-go*) [L., gen. *Porriginis*]. An obsolete term applied to several diseases of the scalp. **P. amiantacea**. Synonym of *Seborrhæa capitis*. **P. contagiosa**. See *Impetigo contagiosa*. **P. decalvans**. See *Alopecia areata*. **P. favosa**. See *Favus*. **P. furfurans**. Synonym of *Tinea tonsurans*. **P. larvalis**, impetigo of the scalp conjoined with eczema. **P. lupinosa**. Synonym of *Tinea favosa*. **P. scutulata**. Synonym of *Favus*. **P. tonsoria**. Synonym of *Alopecia areata*.

**Porrigophyta, Porrigophyte** (*por-ig-off'-it-ah, por'-ig-of-it*). Same as *Favus*.

**Porrissic Acid** (*por-is'-ik*). See *Euxanthinic Acid*.

**Porro's Operation**. See *Operation, Porro's*.

**Port** [after *Oporto*, a city in Portugal]. A wine of Portugal. **P.-wine**. Same as *Port*. See also *Vinum*. **P.-wine Mark or Stain**. See *Nævus vascularis* and *N. maternus*.

**Porta** (*por'-tah*) [L.]. 1. Gate; the hilus of an organ through which the vessels enter. 2. The foramen of Monro. **P. hepatis**, **P. jecoris**, the transverse fissure of the liver, through which the vessels enter. **P. labyrinthi**, the fenestra rotunda. **P. omenti**, the foramen of Winslow.

**Portagion** (*por-ta'-je-on*) [*portagium*, portage; *portare*, to carry. Cf. *Contagion*]. A portable *materies morbi*;

a disease-germ that may be carried; the transmission, or carrying from place to place, of disease-germs.

**Portal** (*por'-tal*) [*porta*, gate]. Pertaining to the porta or hilus of an organ, especially to the porta hepatis. **P. Canals**, tubular passages in the hepatic substance, containing each a branch of the portal vein, of the hepatic artery, and of the hepatic duct. **P. Circulation**, "the passage of venous blood from the capillaries of one organ to those of another before reaching the heart. There are two such circulations, through the liver and through the kidneys, distinguished as *hepatoportal* and *reniportal*. Only the former occurs in man." The portal circulation of the human body includes the venous blood from the chylipoietic viscera (stomach, spleen, and intestines), and this is carried to the liver by means of the portal vein. **P. Fissure**. See *Fissure*. **P. Fossa**, the transverse fissure of the liver. **P. System**, the system of veins collecting the venous blood from the digestive tract. **P. Vein**, the large vein entering the liver at the transverse fissure, and bringing to it the blood from the digestive tract and the spleen.

**Portal's Syrup**. A syrup used in scurvy, and containing horseradish-root, scurvy-grass, nasturtium, gentian, cinchona, and madder.

**Porte-**, or **Port-** [*portare*, to carry]. A carrier, or holder. **P.-acid**, an instrument for the local application of an acid. **P.-aiguille**. See *Needle-holder*. **P.-caustique**, a holder for the stick of caustic. **P.-cordon**, an instrument for replacing a prolapsed funis. **P.-crayon**. See *P.-caustic*. **P.-fil**. Synonym of *P.-ligature*. **P.-fillet**, an instrument for applying a fillet to some part of the fetal body. **P.-ligature**, an instrument for applying a ligature to a deep part. **P.-moxa**. See *Moxa*. **P.-nœud**, an instrument for applying a ligature to the pedicle of a tumor. **P.-pierre**. Synonym of *P.-caustique*.

**Porter** (*por'-ter*). See *Malt Liquors*.

**Porter's Sign**. See *Tracheal Tugging*, and *Signs and Symptoms, Table of*.

**Porticus subgenitalis**. See *Syndemnum*.

**Portio** (*por'-she-o*) [L.]. Portion. Also, an abbreviated expression for portio vaginalis uteri—the vaginal portion of the uterus. **P. alba cerebri**, the white substance of the brain. **P. aryvocalis**, a short muscle attached anteriorly to the vocal band and posteriorly to the vocal process of the arytenoid cartilage. **P. axillaris**, the second part of the axillary artery. **P. brachialis**, the third part of the axillary artery. **P. cervicalis**, the third part of the subclavian artery. **P. cervicis uteri**, the cervix of the uterus. **P. corporis striati externa**, the lenticular nucleus. **P. corporis striati interna**, the caudate nucleus. **P. dura**, the facial nerve. That part of the seventh pair of nerves of Willis controlling the muscles of facial expression. **P. infravaginalis**, the vaginal portion of the neck of the uterus. **P. inter duram et mollem**, a small funiculus between the portio dura and portio mollis of the seventh cranial nerve. **P. intermedia wrisbergii**. Synonym of *P. inter duram et mollem*. **P. mollis**, the auditory nerve. **P. muscularis**, the second division of the subclavian artery. **P. pectoralis**, the first division of the subclavian artery. **P. pylorica ventriculi**, the pyloric extremity of the stomach. **P. splenica ventriculi**, the cardiac extremity of the stomach. **P. thoracica**, the first part of the axillary artery. **P. ventriculi lienalis**. Synonym of *P. splenica ventriculi*.

**Portion** (*por'-shun*) [*portio*, a part]. A part or section. **P., Descending, of the Duodenum**, the second portion of the duodenum. It is about three inches in length, covered anteriorly by the peritoneum, and attached



laterally to the head of the pancreas. It lies behind the transverse colon and in front of the right kidney. The ductus communis choledochus empties into it. **P., Iliac** (*of the fascia lata*), the portion of the fascia lata to the outer side of the saphenous opening. **P., Infra-vaginal, P., Intravaginal**, the portion of the uterine cervix projecting into the vagina. **P., Membranous** (*of the urethra*), the portion of the urethra enclosed between the two layers of the triangular ligament. **P., Pes**, the lower surface of a crus cerebri (Spitzka). **P., Prostatic** (*of the urethra*), the part of the urethra surrounded by the prostate gland; it is the most dilatable portion and is rarely, if ever, the seat of stricture. **P., Spongy** (*of the urethra*), the part of the urethra anterior to the anterior layer of the triangular ligament, and extending from the latter to the glans. **P., Vaginal** (*of the uterus*), the part of the neck of the uterus projecting into the vagina.

**Portiplex, Portiplexus** (*por'-tip-leks, por-tip-leks'-us*) [*porta*, gate; *plexus*, plexus]. The plexus or vascular fringe that connects the two lateral choroid plexuses. It passes through the *porta*, or foramen of Monro, whence the name.

**Porus** (*po'-rus*) [*πόρος*, *porus*, a pore: *pl., Pori*]. A callosity. Also a canal, duct, or pore. **P. acusticus externus**, the external opening of the external auditory canal. **P. acusticus internus**, the opening of the internal auditory canal. **P. auditorius externus**. Synonym of *P. acusticus externus*. **P. biliaris**, one of the biliary ducts. **P. centralis**, the canal in the optic nerve through which the central artery of the retina passes. **P. cranio-nasalis**, the foramen cæcum of the frontal bone. **P. deferens**. Synonym of *Vas deferens*. **P. opticus**, the large opening in the center of the lamina cribrosa, transmitting the central artery of the retina. **P. pul-moneus**, an air-cell.

**Posis** (*po'-sis*) [*πίσις*, a drinking]. A potion.

**Position** (*po-zi-sh'-un*) [*ponere*, to place]. 1. Location; situation; attitude; posture. See *Posture*. See, also, *Table of Position and Direction*, appended. 2. In chemistry, a term corresponding to that of "union" (linking), formerly used. **P., Articulation**. See

*Consonants*. **P., Cadaveric**, of the vocal bands, the position which they assume in paralysis of the recurrent laryngeal nerve. The affected band is in the median position, and is perfectly motionless. **P. of the Fetus**, the relation of the presenting part to the cardinal points of Capuron. For the *vertex*, the *face* and the *breech*, there are each four positions: a *right anterior*, a *right posterior*, a *left anterior* and a *left posterior*. For each of the *shoulders* there is an *anterior* and a *posterior* position. In order to shorten and memorize these positions, the initials of the chief words are made use of as follows: For vertex presentations the word occiput is indicated by the letter *O*., and preceded by the letter *R*. or *L*., for right or left, and followed by *A*. or *P.*, according as the presenting part is anterior or posterior. We thus have the initials *L. O. A.*, left-occipito anterior, to indicate that the presenting occiput is upon the anterior left side. In the same way are derived the terms, *L. O. P.*, *R. O. A.*, *R. O. P.* For facial presentations we have in the same way, *L. F. A.* (left fronto-anterior), *L. F. P.*, *R. F. A.*, *R. F. P.* For breech or sacral presentations, *L. S. A.*, *L. S. P.*, *R. S. A.*, *R. S. P.*, and for shoulder (*dorsal*) presentations, *L. D. A.*, *L. D. P.*, *R. D. A.*, *R. D. P.* See *Table of Fetal Positions*, under *Fetus*. **P., Primary** (*of the eyes*), that position in which the eyes can move laterally and vertically without rotating the vertical axis. **P., Roser** (*of the head*), the head dependent over the end of a table. **P., Secondary** (*of the eyes*), that position in which the vertical meridian is rotated away from its vertical position. **P., Shoe-and-Stocking**, a position so named by Allis, in which the limb of one side is crossed upon the other, as in putting on the shoe and stocking, with the external malleolus of one side upon the patella of the opposite side. Inability to do this is diagnostic of disease in the hip-joint on that side. **P.-test**, a test for the function of coördination. If a normal individual be placed in a strictly erect position, with the heels and toes of the two feet closely approximated, a certain amount of swaying of the body occurs, especially if the eyes be shut. If, however, there be loss of coördinating power, this swaying is greatly augmented. See *Romberg's Symptom* in *Signs and Symptoms*, *Table of*.

## POSITION AND DIRECTION—TABLE OF INTRINSIC TERMS

EMPLOYED IN HUMAN AND COMPARATIVE ANATOMY AND ZOÖLOGY. THE TERMS ARE IN PAIRS, AND THE ADVERBIAL FORM FOLLOWS THE LATIN AND ENGLISH ADJECTIVE FORMS.

LATIN ADJECTIVE FORM.	ENGLISH ADJECTIVE AND ADVERBIAL FORM.	DEFINITIONS.	EXTRINSIC EQUIVALENTS.	
			In Human Anatomy.	In Comparative Anatomy.
Afferens. Efferens.	Afferent. Efferent.	Conveying or conducting toward. Conveying or conducting from.	Same as the intrinsic.	Same as the intrinsic.
Caudalis.	Caudal, caudad.	At or in the direction of the tail end or aspect of the body or part.	Lower; inferior.	Back; backward; posterior.
Cephalicus.	Cephalic, cephalad.	At or in the direction of the head end or aspect of the body or part.	Upper; superior.	Front; forward; anterior.
Centralis. Periphalis.	Central, centrad. Peripheral, peripherad.	At or in the direction of a center. At or in the direction of the periphery.	Same as the intrinsic.	Same as the intrinsic.
Dextralis, dexter.	Dextral, dextrad.	At or in the direction of the right side or aspect of the body.	Same as the intrinsic.	Same as the intrinsic.
Sinistralis, sinister.	Sinistral, sinistrad.	At or in the direction of the left side or aspect of the body.	Same as the intrinsic.	Same as the intrinsic.
Distalis.	Distal, distad.	At or in the direction of the extremity of an appendage; peripheral ( <i>q. v.</i> ).	Same as the intrinsic.	Same as the intrinsic.
Proximalis, proximus.	Proximal, proximad.	At or in the direction of the attached or more important end of an appendage; central ( <i>q. v.</i> ).	Same as the intrinsic.	Same as the intrinsic.

POSITION AND DIRECTION—TABLE OF INTRINSIC TERMS.—*Continued.*

LATIN ADJECTIVE FORM.	ENGLISH ADJECTIVE AND ADVERBIAL FORM.	DEFINITIONS.	EXTRINSIC EQUIVALENTS.	
			In Human Anatomy.	In Comparative Anatomy.
Dorsalis.	Dorsal, dorsad.	At or in the direction of the dorsum, or dorsal aspect of the body or of an organ.	Back; backward; posterior.	Upper; upward; superior.
Ventralis.	Ventral, ventrad.	At or in the direction of the ventral aspect of the body or of an organ.	Front; forward; anterior.	Lower; downward; inferior.
Dorsimesalis.	Dorsimesal, dorsimesad.	At or in the direction of the dorsimeson.	Same as the intrinsic.	Same as the intrinsic.
Ventrimesalis.	Ventrimesal, ventrimesad.	At or in the direction of the ventrimeson.	Same as the intrinsic.	Same as the intrinsic.
Dorsimeson.	Dorsimeson.	The dorsal edge of the meson.	Same as the intrinsic.	Same as the intrinsic.
Ventrimeson.	Ventrimeson.	The ventral edge of the meson.	Same as the intrinsic.	Same as the intrinsic.
Ectalis.	Ectal, ectad.	At or in the direction of some surface away from the center or axis.	Outer; superficial; external.	Same as the intrinsic.
Entalis.	Ental, entad.	At or in the direction of some surface nearer a center or axis.	Inner; inward; internal; profound.	
Lateralis.	Lateral, laterad.	At or in the direction of the side (right or left of the body).	Same as the intrinsic.	Same as the intrinsic.
Mesalis.	Mesal, mesad.	At or in the direction of the meson.	Same as the intrinsic.	Same as the intrinsic.
Longisectio.	Longisectio.	A section lengthwise of the body or of an organ.	Same as the intrinsic.	Same as the intrinsic.
Medisectio.	Medisectio.	A sagittal section at the meson.	Median section.	Median section.
Transectio.	Transection.	A section across the long axis of the body or of an organ.	Same as the intrinsic.	Same as the intrinsic.
Sectio frontalis.	Frontal section.	A section dividing the body into equal or unequal dorsal and ventral parts or sections.	Same as the intrinsic.	Same as the intrinsic.
Sectio sagittalis.	Sagittal section.	A section dividing the body into equal or unequal right and left sections or parts.		

**Positive** (*poz'-it-iv*) [*positivus*, positive]. In static electricity, a term denoting that quality of the force produced by rubbing glass with silk. In galvanic and dynamic electricity, the current flowing from the less oxidizable element through the wire or conductor. **P. Electrode.** Synonym of *P. Pole*. **P. Element**, the more oxidizable element of a battery—usually a plate of zinc. **P. Ocular.** See *Ocular*. **P. Pole**, the pole connected with the negative plate or element. See *Anode*.

**Posologic, Posological** (*poz-o-loj'-ik*, *poz-o-loj'-ik-al*) [*πῶσος*, how much; *λόγος*, science]. Pertaining to posology or quantitative dosage.

**Posology** (*poz-ol'-o-je*) [*πῶσος*, how much; *λόγος*, science]. The science of the dosage of medicines.

**Possession** (*poz-esh'-un*) [*possedere*, to possess]. The condition of being possessed or possessing; madness, lunacy. **P., Demoniac**, the condition of being possessed or inhabited by demons.

**Posset** (*pos'-et*) [*posca*, sour wine and water]. A preparation of milk curdled with wine.

**Possetting** (*pos'-et-ing*) [*posca*, sour wine]. The regurgitation of infants.

**Post-** (*pōst*) [*L.*]. A preposition meaning after. Prefixed to words it places them in antithesis to those combined with *pre* or *præ*, and has the force of either an adverb or an adjective. Also as a noun, a mononym for postmortem; as a verb, a popular expression signifying to perform an autopsy.

**Postabdomen** (*pōst-ab-dō'-men*) [*post*, behind; *abdomen*, abdomen]. In biology, the posterior abdominal part of the body in insects or crustaceans.

**Postabdominal** (*pōst-ab-dōm'-in-al*) [*post*, after; *abdomen*, abdomen]. Pertaining to the postabdomen.

**Postacetabular** (*pōst-as-et-ab'-u-lar*) [*post*, after; *acet-*

*abulum*, acetabulum]. Situated behind the acetabulum.

**Postanal** (*pōst-a'-nal*) [*post*, after; *anus*, anus]. Situated behind the anus.

**Postapoplectic** (*pōst-ap-o-plek'-tik*) [*post*, after; *ἀποπληξία*, apoplexy]. Coming on, or occurring, after a stroke of apoplexy. **P. Coma**, the coma that often succeeds an apoplectic stroke.

**Postarytenoid** (*pōst-ar-i'-te-noid*) [*post*, after; *ἀρτήρα*, a pitcher; *εἶδος*, like]. Situated behind the arytenoid.

**Postauditory** (*pōst-arw'-dit-o-re*) [*post*, behind; *audire*, to hear]. Situated behind the auditory nerve, or chamber. **P. Fossa**, a crescentic notch on the temporal bone, separating the temporal ridge from the auditory plate. **P. Processes**, in biology, processes situated behind the auditory chamber in certain fishes.

**Postaxial** (*pōst-aks'-e-al*) [*post*, after; *axis*, axes]. Situated posterior to the long axis; in the arm, situated on the ulnar, in the leg, on the fibular side. In the embryo, directed dorsad from the long axis.

**Post-boys' Malady.** See *Malady*.

**Postbrachial** (*pōst-bra'-ke-al*) [*post*, after; *brachium*, arm]. Situated posterior to, or beyond, the arm.

**Postbrachium** (*pōst-bra'-ke-um*) [*post*, after; *brachium*, arm]. The posterior brachium of the corpus quadrigeminum, seen on the lateral slope of the mesencephalon. It is between the prebrachium and the lemniscus.

**Postbranchial** (*pōst-brang'-ke-al*) [*post*, after; *βράχια*, gill]. Situated behind the branchiae.

**Postcalcaneal** (*pōst-kal'-ka'-ne-al*) [*post*, behind; *calcaneum*, the heel]. In biology, back of the calcaneum; applied to part of the patagium of bats.

**Postcarpium** (*pōst-kar'-pe-um*) [*post*, behind; *καρπός*, carpus]. The metacarpus.



- Postcava** (*pōst-kav'-ah*) [*post*, after, behind; *cavus*, hollow]. The vena cava posterior.
- Postcaval** (*pōst-kav'-al*) [*post*, behind; *cavus*, hollow]. Pertaining to the postcava.
- Postcentral** (*pōst-sen'-tral*) [*post*, behind; *centrum*, center]. Situated behind the center.
- Postcephalic** (*pōst-sef-al'-ik*) [*post*, behind; *κεφαλή*, head]. In biology, situated behind the head, or cephalic segment.
- Postcerebellar** (*pōst-ser-e-bell'-ar*) [*post*, behind; *cerebellum*, cerebellum]. Situated behind, or in the posterior portion of the cerebellum.
- Postcerebral** (*pōst-ser'-e-bral*) [*post*, behind; *cerebrum*, cerebrum]. Situated behind, or in the posterior part of the cerebrum.
- Postcervicplex** (*pōst-ser-vis'-ip-leks*) [*post*, behind; *cervix*, neck; *plexus*, plexus]. The posterior cervical plexus.
- Postcibal** (*pōst-sil'-bal*) [*post*, after; *cibum*, food]. Occurring after meals.
- Postcisterna** (*pōst-sis-ter'-nah*) [*post*, behind; *cisterna*, a vessel]. That portion of the spaces separating the ental layer of the arachnoid from the pia of the cerebellum, and communicating with the true encephalic cavities through the metapore, and also with the spinal subarachnoid space; the cisterna magna.
- Postclavicle** (*pōst-klav'-ik-l*) [*post*, behind; *clavicula*, clavicle]. In biology, the posterior element of the scapular arch of some fishes.
- Postclavicular** (*pōst-kla-vik'-u-lar*) [*post*, after; *clavicula*, clavicle]. Pertaining to the postclavicle.
- Postclitellian** (*pōst-kli-tell'-e-an*) [*post*, behind; *clitellum*, a pack-saddle]. In biology, applied to such earth-worms as have the ducts of the testes opening behind the clitellum.
- Postcommissure** (*pōst-kom'-is-ūr*) [*post*, behind; *commissura*, commissure]. The posterior commissure of the brain, *q. v.*
- Postconnubial** (*pōst-kon-nū'-be-al*) [*post*, after; *connubium*, marriage]. Coming on, or occurring, after marriage.
- Postconvulsive** (*pōst-kon-vul'-siv*) [*post*, after; *convellere*, to tear away]. Coming on after a convulsion.
- Postcornu** (*pōst-kor'-nu*) [*post*, after; *cornu*, horn: *pl.*, *Postcornua*]. The occipital horn of the lateral ventricle of the brain.
- Postcornual** (*pōst-kor'-nu-al*) [*post*, after; *cornu*, horn]. Pertaining to the postcornua (of the ventricles or of the spinal cord).
- Postcostal** (*pōst-kos'-tal*) [*post*, behind; *costa*, a rib, the side]. In biology, located behind the costal nervure or vein of the wing.
- Postcoxal** (*pōst-koks'-al*) [*post*, behind; *coxa*, the thigh-bone]. In biology, situated behind the coxæ.
- Postcribrum** (*pōst-krib'-rum*) [*post*, behind; *cribrum*, sieve]. The posterior perforated space of the brain.
- Postcruciate** (*pōst-kru'-se-āt*) [*post*, after; *crux*, a cross]. Situated posterior to the cruciate fissure of the cerebrum.
- Postcubital** (*pōst-ku'-bit-al*) [*post*, behind; *cubitus*, the forearm]. Situated on the posterior aspect of the forearm.
- Postdiastolic** (*pōst-di-as-tol'-ik*) [*post*, after; *διαστολή*, diastole]. Coming after the diastole.
- Postdicrotic** (*pōst-di-krot'-ik*) [*post*, after; *δίκροτος*, double-beating]. Coming after the dicrotic wave of the pulse. **P. Wave**, a second recoil-wave in the sphygmographic tracing. It is not always present.
- Postdigastricus** (*pōst-di-gas'-trik-us*) [*post*, after; *δῖς*, double; *γαστήρ*, belly]. The posterior belly of the digastric muscle.
- Postdilator** (*pōst-dil'-la-ta-tor*) [*post*, after; *dilator*, a dilator]. The posterior dilator alae nasi.
- Postdorsulum** (*pōst-dor'-su-lum*) [*post*, after; *dorsulum*, dim. of *dorsum*, the back]. See *Metasculum*.
- Postembryonic** (*pōst-em-bre-on'-ik*) [*post*, after; *ἐμβρυον*, embryo]. In biology, subsequent to the embryonic stage.
- Postepileptic** (*pōst-ep-il-ep'-tik*) [*post*, after; *ἐπιληψίς*, epilepsy]. Occurring after an epileptic attack.
- Posterior** (*pōs-te'-re-or*) [(*neuter*, *posterius*) comparative of *posterus*, after, behind]. Having a position to the back or rear; opposed to *anterior* (or *anteriorus*).
- Posterolateral** (*pōs'-te-ro-lat'-er-al*) [*posterus*, behind; *latus*, side]. Posterior and lateral at the same time.
- Posteroparietal** (*pōs-te-ro-par-i'-el-al*) [*posterus*, behind; *paries*, wall]. Posterior and parietal.
- Posterosuperior** (*pōs'-te-ro-su-pe'-re-or*) [*posterus*, hinder; *superior*, superior]. Posterior and superior.
- Posterotemporal** (*pōs-te-ro-tem'-por-al*) [*posterus*, behind; *tempus*, temple]. Posterior and temporal, or behind the temporal region. In biology, a bone in the scapular arch of many fishes; also called the *scapula* and the *supraclavicle*.
- Posteroterminal** (*pōs'-te-ro-ter'-min-al*) [*posterus*, hinder; *terminalis*, terminal]. Situated at the hind end.
- Posteroventral** (*pōs'-te-ro-ven'-tral*) [*posterus*, hinder; *venter*, stomach]. In biology, situated at the hind end of the ventral surface.
- Posterula** (*pōs-ter'-u-lah*) [*posterus*, posterior]. In biology, Harrison Allen's term for that portion of the naso-pharynx between the posterior nares and the salpingo-palatinal fold.
- Postesophageal** (*pōst-e-sof-aj'-e-al*) [*post*, behind; *οισοφάγος*, the gullet]. In biology, situated behind (dorsal or caudad) the gullet or esophageal ring.
- Postfebrile** (*pōst-feb'-ril*) [*post*, after; *febris*, fever]. Occurring after a fever.
- Postfemoral** (*pōst-fem'-or-al*) [*post*, behind; *femur*, thigh]. Situated on the posterior aspect of the thigh.
- Postfontanel** (*pōst-fon-tan-el'*) [*post*, behind; *fontana*, a spring]. The posterior fontanel.
- Postforceps** (*pōst-for'-ceps*) [*post*, behind; *forceps*, forceps]. The name given to the oblique fibers at the posterior extremity of the callosus entering the occipital lobes.
- Postfovea** (*pōst-fo-ve'-ah*) [*post*, after; *fovea*, pit]. The posterior fovea, a depression in the floor of the fourth ventricle of the brain.
- Postfrenum** (*pōst-fre'-num*) [*post*, behind; *frenum*, a bridle, curb, bit]. In biology, a part of the metathorax of an insect.
- Postfrontal** (*pōst-frun'-tal*) [*post*, behind; *frons*, the forehead]. 1. Situated behind the forehead. 2. A bone of the skull in many animals situated at the back portion of the orbit. **P. Process**, a process of bone in many animals on the upper and posterior portion of the brim of the orbital cavity.
- Postfurca** (*pōst-fir'-kah*) [*post*, behind; *furca*, fork: *pl.*, *Postfurcæ*]. In biology, the hinder sternal apodeme projecting into the cavity of a thoracic somite in certain insects.
- Postfurcal** (*pōst-fir'-kal*) [*post*, behind; *furca*, a fork]. Pertaining to the postfurca.
- Postgeminum** (*pōst-jem'-in-um*) [*post*, after; *geminus*, twin]. The posterior pair of bodies of the corpora quadrigemina, considered as forming together a single organ.
- Postgeneration** (*pōst-jen'-er-a'-shun*) [*post*, after; *generare*, to generate]. In biology, the term applied by Roux to a very peculiar regenerative process observed in frogs' eggs, in which a segmentation-cell

- may be "re-animated" after it has been deprived of its capacity for development.
- Postgeniculatum** (*pōst-jen-ik-u-la'-tum*) [*post*, behind; *geniculatum*, the geniculate body]. The internal geniculate body.
- Postgeniculum** (*pōst-jen-ik'-u-lum*). See *Geniculum*.
- Postgenital** (*pōst-jen'-it-al*) [*post*, behind; *genitalis*, genital]. In biology, pertaining to those segments of the body behind the openings of the genital pores.
- Postgeniture** (*pōst-jen'-it-ūr*) [*post*, after; *genitura*, begetting]. The position of a child born after another, as in the second child of twins.
- Postglenoid** (*pōst-gle'-noid*) [*post*, behind; *γλήνη*, socket; *εἶδος*, like]. 1. Behind the glenoid cavity or fossa. 2. A process or tubercle of the temporal bone that descends behind the condyle of the jaw and prevents backward displacement during mastication.
- Postgraduate** (*pōst-grad'-u-āt*) [*post*, after; *graduare*, to confer a degree]. 1. Belonging to or prosecuting a course of study after graduating. 2. A graduate.
- Posthalgia** (*pōs-thal'-je-ah*) [*πόσθη*, penis; *ἄλγος*, pain]. Pain in the penis.
- Posthe** (*pōs'-the*) [*πόσθη*, foreskin]. 1. Prepuce. 2. Penis.
- Posthectomy** (*pōs-thek'-to-me*) [*πόσθη*, foreskin; *ἐκτομή*, excision]. Circumcision of the prepuce.
- Posthemiplegia** (*pōst-hem-ip-le'-je-ah*) [*post*, after; *ἡμι*, half; *πληγή*, stroke]. Following an attack of hemiplegia.
- Posthemiplegic** (*pōst-hem-ip-le'-jik*) [*post*, after; *ἡμι*, half; *πληγή*, stroke]. Appertaining to a condition following an attack of hemiplegia. **P. Chorea**, choreiform movements in paralyzed limbs. They are most marked in the hand and arm, next in the face, rarely in the leg. Almost every variety of motion may occur.
- Posthetomist** (*pōs-thet'-o-mist*) [*πόσθη*, prepuce; *τομή*, a cutting]. A circumciser.
- Posthetomy** (*pōs-thet'-o-me*) [*πόσθη*, penis; *τομή*, a cutting]. Circumcision.
- Posthia** (*pōs'-the-ah*). Synonym of *Hordeolum*.
- Posthioplastic** (*pōs-the-o-plas'-tik*) [*πόσθη*, foreskin; *πλάσσειν*, to shape]. Pertaining to, or involving, plastic surgery of the prepuce.
- Posthioplasty** (*pōs'-the-o-plas'-te*) [*πόσθη*, foreskin; *πλάσσειν*, to mold]. Plastic surgery of the prepuce.
- Posthippocampal** (*pōst-hip-o-kam'-pal*) [*post*, behind; *ἵππος*, horse; *κάμπος*, a sea-monster]. Pertaining to the calcar or hippocampus minor.
- Posthitis** (*pōs-thi'-tis*) [*πόσθη*, prepuce; *ιτις*, inflammation]. Inflammation of the prepuce.
- Posthocalymma** (*pōs-tho-kal-im'-ah*) [*πόσθη*, penis; *κάλυμμα*, veil]. Synonym of *Condom*.
- Posthocalypton** (*pōs-tho-kal-ip'-tron*). Synonym of *Condom*.
- Postholith** (*pōs'-tho-lith*) [*πόσθη*, prepuce; *λίθος*, stone]. A preputial calculus.
- Posthonus** (*pōs-thon'-kus*) [*πόσθη*, prepuce; *ὄγκος*, swelling]. A swelling or tumor of the prepuce.
- Posthumeral** (*pōst-hu'-mer-al*) [*post*, behind; *humerus*, the humerus]. Situated behind the humerus.
- Posthumous** (*pōs'-tu-mus*) [*post*, after; *humus*, the ground; more correctly, *postumus*, latest]. Occurring after death. **P. Child**, one born after the death of its father, or taken by the Cesarean operation from the body of its mother after death.
- Posthyoid** (*pōst-hi'-oid*) [*post*, behind; *ὑοειδής*, hyoid]. Posterior to the hyoid bone.
- Posthypophysis** (*pōst-hi-poff'-is-is*) [*post*, behind; *ὑπό*, under; *φύειν*, to grow]. The posterior and cerebral portion of the hypophysis.
- Posticous** (*pōs'-tik-us*) [*posticus*, hinder, back]. See *Extrorse*.

- Posticus** (*pōst'-ik-us*) [L.]. Posterior.
- Postinsula** (*pōst-in'-su-luh*) [*post*, behind; *insula*, island]. The caudal region of the insula.
- Postmastoid** (*pōst-mas'-toid*) [*post*, behind; *μαστός*, nipple; *εἶδος*, like]. Situated behind the mastoid process of the temporal bone. **P. Tenderness**, a tender point located one inch behind and about one-half inch above the external auditory meatus in cases of septic thrombosis of the lateral sinus dependent upon otitis media.
- Postmedian** (*pōst-me'-de-an*) [*post*, behind; *medius*, the middle]. Behind the middle transverse line of the body.
- Postmediastinal** (*pōst-me-de-as-ti'-nal*) [*post*, behind; *mediastinum*]. Pertaining to the postmediastinum.
- Postmediastinum** (*pōst-me-de-as-ti'-num*) [*post*, behind; *mediastinum*]. The posterior dorsal mediastinal space.
- Postminimus** (*pōst-min'-im-us*) [*post*, after; *minimus* (sc., *digitus*), the little finger; *pl.*, *Postminimi*]. In biology, an additional little finger or little toe in cases of polydactylism. In anatomy, the ulnar sesamoid bone, commonly called pisiform. Cf. *Prehallux*, *Prepollux*.
- Postmortem** (*pōst-mor'-tem*) [*post*, after; *mors*, *mortis*, death]. 1. Occurring after death. 2. An examination of the body after death; an autopsy. The general technique of a postmortem is as follows: First, the appearance of the body is described, including sex, height, apparent age, discoloration of the skin, rigor mortis, state of the nutrition, injuries, deformities, and any peculiarities that may be observed. An incision is then made from the top of the sternum to the pubic symphysis, the abdomen being the cavity first opened. Then the position of the viscera, their condition, the presence of hernia, if it exist, the state of the peritoneum, and the quantity of fluid are noted, but all without disturbing the relation of the contents. The thorax is now opened. In order to do this, the ribs are divided at the costo-chondral junction, and the sternum and clavicles disarticulated. The relation of the structures exposed on lifting up the separated portion of sternum and ribs is noted—the presence of fluid in the pleural cavity, pleural adhesions, the extent to which the lung covers the pericardium. The pericardial sac is next opened, and its condition and the quantity of fluid recorded. The opening of the heart is the next step. This may be done in several ways; one of the best is Virchow's method, *q. v.* After noting the character of the blood and clots in the chambers, the heart is excised, close to the origin of the great vessels. After completing the incisions, the state of the valves of the muscle, especially its firmness, and the size of the walls of the two ventricles, are carefully observed and measured. The lungs are next removed, usually the left first. Section of these organs is made by a long sweep of the knife—in the case of the left preferably from the apex to the base; in the case of the right, from the base to the apex. Attention is now directed to the abdomen, the spleen being the first organ removed. Next come the suprarenals and the kidneys. In order to gain access to these, it is wise to dissect off, by a few quick cuts, the entire colon from the sigmoid flexure to the ileo-cecal valve. A double ligature is placed around the sigmoid, and the gut divided between the ligatures. The removal of the kidneys is further facilitated by cutting the diaphragm loose from its costal attachments and throwing it upward, with the liver, into the thoracic cavity. The adrenals and kidneys are then exposed; the course and condition of the ureters are noted. The suprarenals may now be removed separately, or



taken out with the kidneys; in either case it is best to remove the organs on the left side first. Section is made of the adrenals; also of the kidneys. In the latter the capsule is stripped off, and a note is made of the extent, if at all, to which it is adherent; also whether the renal substance is torn on removing the capsule. The next step consists in the removal of the intestines. These are cut closely to their mesenteric attachment, care being taken to leave as little of the mesentery attached to the gut as possible. The fecal contents are then washed out by a running stream of water through the bowel, which is opened at the attachment of the mesentery and examined. In removing the intestines, the rectum and the first and second portion of the duodenum are left in situ. The next step is usually the opening of the stomach and remaining portion of the duodenum. This is accomplished, like the opening of the intestines, by means of the enterotome. After the duodenum is opened, the gall-bladder is pressed until bile is made to flow from the mouth of the common duct in the duodenum. If this is impossible, obstruction exists. The gastric contents are described, and the condition of the walls noted. The pancreas is now examined, the condition of its duct, and the presence of cysts or stones being noted. It is then removed and incised longitudinally. The liver is next taken out, the condition of the vessels entering the portal fissure having been noted before they were divided. The liver is weighed and measured transversely, longitudinally, and vertically, the width of the two large lobes being taken separately. A long incision is now made into the substance of the organ and the conditions noted, especially the relation of the connective tissue to the hepatic substance proper. The pelvic organs are next removed. This is best accomplished by first making a cut into the bladder; into the opening a finger is inserted, while the other fingers grasp the rectum. By making the tissues tense, their separation from the bony wall of the pelvis is facilitated. After removal they are cut open; in the case of a female subject, the uterus is opened by a longitudinal cut through the anterior wall. A fine probe is passed into the oviducts to ascertain their patulousness; they may also be opened by a delicate pair of scissors. Nothing of importance remains now in the abdomen except the vessels and the semilunar ganglia. The latter should be examined in situ and also after removal. The aorta should be opened by a longitudinal incision extending from the beginning of the arch down to its bifurcation, thence prolonged out into the iliac arteries. The thoracic duct should be looked for at the side of the aorta. The trachea, larynx, thyroid gland, pharynx, and tongue can be removed either through a median incision in the front of the neck or from the base of the neck. For the removal of the brain it is necessary to saw out a portion of the cranial vault. It is customary to divide the scalp about on a line with the coronal suture. The vault is sawn through in front and behind, a large, wedge-shaped piece being removed. The dura is then divided on a line with the sawn edge of the bone, and also separated from its attachment to the crista galli in front. The brain is then carefully lifted from its bed, the nerves passing from it divided, and the attachment of the dura to the petrous portion of the temporal bone cut loose. If possible, the pituitary body should be kept attached to the brain. A long knife is now introduced into the spinal canal, and the cord cut as low down as possible. The brain is then lifted out and placed on a board or plate. After a careful survey of its external appearances, the organ is dissected. A number of methods are in vogue. One of the best

is that known as Edinger's method; only its general features can be indicated here. The lateral ventricles are first opened; then the cerebral hemispheres are cut away from the basal ganglia. Longitudinal and transverse cuts are made into the cerebral mantle, observing always to make the incisions as near as possible at right angles to the course of the convolutions. The basal ganglia are examined by making multiple incisions into them; the cerebellum is similarly treated. The spinal cord is generally removed from the back; special saws have been devised to cut the pedicles of the vertebræ. The cord itself is removed in its membranes from below upward, the most important point being the avoidance of traction. The membranes are opened, and the cord-substance divided at short intervals by transverse cuts. The eyes, if it be necessary, can be removed without difficulty. The removal of the organ of hearing requires considerable labor. All organs should, if possible, be weighed.

**Postmortuary** (*pōst-mor' tu-a-re*) [*pōst*, after; *mors*, *mortis*, death]. Postmortem.

**Postnares** (*pōst-na'-rēz*) [*pōst*, behind; *nares*, nostril]. The posterior nares.

**Postnarial** (*pōst-na'-re-al*) [*pōst*, behind; *nares*, a nostril]. Situated behind the nostrils.

**Postnasal** (*pōst-na'-sal*) [*pōst*, behind; *nasus*, nose]. Situated behind the nose. **P. Catarrh**, catarrhal inflammation of the naso-pharynx.

**Postnasus** (*pōst-na'-sus*) [*pōst*, after; *nasus*, nose]. In biology, a division of the clypeus in certain insects; the supraclypeus.

**Postnatal** (*pōst-na'-tal*) [*pōst*, after; *natus*, born]. Subsequent to birth, as a *postnatal* disease.

**Postoblongata** (*pōst-ob-long-ga'-tah*) [*pōst*, after; *oblongata*, medulla oblongata]. The caudal or metencephalic portion of the oblongata, forming the floor of the metacele.

**Postocular** (*pōst-ok'-u-lar*) [*pōst*, behind; *oculus*, the eye]. In biology, situated back of, behind, or beneath the eye.

**Postolivary** (*pōst-ol'-iv-a-re*) [*pōst*, behind; *olivarius*, olivary]. Behind the oliva.

**Postomosternal** (*pōst-o-mo-ster'-nal*) [*pōst*, behind; *ὤμος*, shoulder; *στέρνον*, sternum]. Pertaining to the postomosternum.

**Postomosternum** (*pōst-o-mo-ster'-num*) [*pōst*, behind; *ὤμος*, shoulder; *στέρνον*, sternum]. A posterior omosternum.

**Postoperative** (*pōst-op'-er-a-tiv*) [*pōst*, after; *operatio*, operation]. Occurring after an operation, as post-operative insanity.

**Postoperculum** (*pōst-o-per'-ku-lum*) [*pōst*, after; *operculum*, lid]. That one of the folds covering the insula which is formed of a part of the supertemporal gyrus; the temporal operculum.

**Postopticus** (*pōst-op'-tik-us*) [*pōst*, after; *ὤψ*, eye; *pl.*, *Postoptici*]. Either one of the posterior pair of optic lobes, or corpora quadrigemina.

**Postoral** (*pōst-o'-ral*) [*pōst*, after; *os*, *oris*, mouth]. Situated either dorsad or caudad of the mouth. **P. Arches**. See *Arch*. **P. Segments**, in biology, the primary segments behind the mouth of certain arthropods.

**Postorbital** (*pōst-or'-bit-al*) [*pōst*, behind; *orbita*, orbit]. In biology: (a) situated behind the orbit; (b) placed back of the compound eye of an insect; (c) a separate bone in the orbit of certain reptiles.

**Postpalatal** (*pōst-pal'-at-al*) [*pōst*, behind; *palatum*, the palate]. Situated behind the palate bones.

**Postpalatine** (*pōst-pal'-at-in*) [*pōst*, behind; *palatum*, palate]. In biology, a bone in the skull of certain reptiles, also called *pterygoid*.

**Postparalytic** (*pōst-par-al-it'-ik*) [*post*, after; *παράλυσις*, paralysis]. Following an attack of paralysis.

**P. Chorea**. Synonym of *Posthemiplegic Chorea*.

**Postparietal** (*pōst-par-i'-et-al*) [*post*, behind; *paries*, wall]. In biology, situated behind the parietal plate.

**Postpartum** (*pōst-par'-tum*) [*post*, after; *partus*, birth]. Following childbirth. **P. Chill**, a chill, as a rule of no pathologic significance, closely following the expulsion of the child in some cases. It usually lasts several minutes. **P. Hemorrhage**, hemorrhage following delivery. Its causes are such as interfere with or prevent uterine contraction, as general debility, weakness of the uterine muscle, anomalies of innervation of the uterus, retained placenta or clots, old adhesions, tumors, distention of the bladder and rectum, as well as a hemorrhagic diathesis. The symptoms are a sudden gush of blood from the vulvar orifice, relaxation of the uterus, and the constitutional signs of severe hemorrhage: pallor, vertigo, air-hunger, dimness of vision, sometimes a peculiar vocal sound, a rapid, feeble pulse, rarely a convulsion. The mortality is given as 1 in 300. **P. Shock**, the sense of fatigue and exhaustion immediately succeeding labor.

**Postpectoral** (*pōst-pek'-to-ral*) [*post*, behind; *pectus*, the breast]. Pertaining to the postpectus.

**Postpectus** (*pōst-pek'-tus*) [*post*, behind; *pectus*, the breast]. In biology, the hinder part of the breast.

**Postpeduncle** (*pōst-pe'-dunk-l*) [*post*, behind; *pedunculus*, peduncle]. The inferior cerebellar peduncle.

**Postpeduncular** (*pōst-pe-dung'-ku-lar*) [*post*, behind; *pedunculus*, peduncle]. Of or pertaining to the postpedunculus.

**Postpedunculus** (*pōst-pe-dung'-ku-lus*). See *Postpeduncle*.

**Postperforatus** (*pōst-per-for-a'-tus*) [*post*, behind; *perforare*, to perforate]. The posterior perforated space.

**Postpetiole** (*pōst-pet'-e-ol*) [*post*, behind; *petiolus*, a petiole]. In biology, that portion of the abdomen of an insect just behind the petiole or narrow section.

**Postpharyngeal** (*pōst-far-in'-je-al*) [*post*, behind; *φάρυγξ*, pharynx]. Situated behind the pharynx.

**Postphenomenon** (*pōst-fe-nom'-en-on*) [*post*, after; *φαινόμενον*, phenomenon]. The effects following a phenomenon.

**Postpituitary** (*pōst-pit'-u'-it-a-re*) [*post*, behind; *pituita*, phlegm]. Situated behind the pituitary body.

**Postpleuritic** (*pōst-plu-rit'-ik*) [*post*, behind; *πλευρά*, pleura; *ιτις*, inflammation]. Following pleurisy.

**Postplexus** (*pōst-pleks'-us*) [*post*, behind; *plexus*, plexus]. In biology, the analogue in lower vertebrates of the lumbo-sacral plexus in man.

**Postpone** (*pōst-pōn'*) [*post*, after; *ponere*, to place]. In relation with the paroxysm of malarial fever, it means to occur after the regular time.

**Postpontile** (*pōst-pōn'-til*) [*post*, behind; *pons*, bridge]. Situated behind the pons varolii. **P. Recess**, the foramen cæcum.

**Postprostatic** (*pōst-pros-tat'-ik*) [*post*, after; *πρό*, before; *ιστάναι*, to set]. Situated dorsad of the prostate. **P. Pouch**. See *Trigonum vesicæ*.

**Postpubic** (*pōst-pu'-bik*) [*post*, behind; *pubis*, pubes]. Pertaining to the postpubis.

**Postpubis** (*pōst-pu'-bis*) [*post*, behind; *pubis*, pubes: *pl.*, *Postpubes*]. In biology, the postacetabular portion of the pubic bone; used especially in connection with the pubis of certain *Sauropsida*.

**Postpuerperal** (*pōst-pu-er'-pe-ral*) [*post*, after; *puer*, child; *parere*, to bear]. Occurring after childbirth.

**Postpyramidal** (*pōst-pir-am'-id-al*) [*post*, behind; *pyramis*, pyramid]. Situated behind the pyramidal tract. **P. Nucleus**, the nucleus funiculi gracilis, *q. v.*

**Postramus** (*pōst-ra'-mus*) [*post*, behind; *ramus*, branch]. The caudal or horizontal branch of the stem of the arbor of the cerebellum.

**Postremus** (*pōs-tre'-mus*) [superlative of *posterus*, behind]. Hindermost. **P. pedis**, the extensor brevis digitorum muscle of the foot. See *Muscles*, Table of.

**Postrhinal** (*pōst-ri'-nal*) [*post*, behind; *ῥίς*, nose]. Posterior and rhinal. **P. Fissure**, Wilder's term for the basirhinal fissure.

**Postrolandic** (*pōst-ro-lan'-dik*) [*post*, after; *Rolando*, an anatomist]. Situated behind the Rolandic fissure.

**Postrorse** (*pōs'-tror-z*) [*post*, back; *versus*, turned]. In biology, turned back; retrorse, the antonym of *antrorse*.

**Postsacral** (*pōst-sa'-kral*) [*post*, behind; *sacrum*, sacrum]. Situated behind the sacrum.

**Postscalene** (*pōst-ska'-lên*) [*post*, behind; *σκαληνός*, scalene]. Pertaining to the postscalenus.

**Postscalenus** (*pōst-ska-le'-nus*) [*post*, after; *σκαληνός*, scalene]. The scalenus posticus muscle.

**Postscapula** (*pōst-skap'-u-lah*) [*post*, behind; *scapula*, shoulder-blade]. The part of the scapula below or posterior to the spine.

**Postscapular** (*pōst-skap'-u-lar*) [*post*, behind; *scapula*, shoulder-blade]. Pertaining to the postscapula.

**Postscapularis** (*pōst-skap-u-la'-ris*) [*post*, behind; *scapula*, shoulder-blade]. Synonym of the infraspinatus muscle.

**Postscutellar** (*pōst-sku-tel'-ar*) [*post*, behind; *scutellum*, dim. of *scutum*, shield]. Pertaining to the postscutellum.

**Postscutellum** (*pōst-sku-tel'-um*) [*post*, behind; *scutellum*, dim. of *scutum*, shield: *pl.*, *Postscutella*]. In biology, the last of the four sclerites of which the pronotum, mesonotum, and metanotum of an insect consist.

**Postsphenoïd** (*pōst-sfe'-noid*) [*post*, behind; *σφῆν*, wedge; *εἶδος*, like]. Situated behind the sphenoïd bone; also, forming its posterior portion.

**Postsylvian** (*pōst-sil'-ve-an*) [*post*, behind; *Sylvius*, an anatomist]. Situated behind the Sylvian fissure of the brain.

**Postsystolic** (*pōst-sis-tol'-ik*) [*post*, after; *συστολή*, systole]. Occurring after the systole of the heart.

**Posttemporal** (*pōst-tem'-po-ral*) [*post*, after; *tempus*, temple]. In biology, situated back of the temporal region; specifically applied to a bone of the scapular arch in certain fishes, forming at times an integral portion of the skull. Also called *supra-scapula* and *supra-clavicle*.

**Posttibial** (*pōst-tib'-e-al*) [*post*, behind; *tibia*, tibia]. Situated upon the posterior aspect of the tibia.

**Posttympanic** (*pōst-tim-pan'-ik*) [*post*, after; *tympanum*, drum]. In biology, situated back of the tympanic bone or auditory meatus.

**Postumbonal** (*pōst-um'-bo-nal*) [*post*, behind; *umbo*, a boss]. In biology, situated behind the umbo.

**Postural** (*pōs'-tu-ral*) [*ponere*, to place]. Pertaining to posture or position. **P. Respiration**, a treatment of apnea by the induction of respiration through changes of posture. **P. Treatment**, treatment by position, as the reposition of a prolapsed funis by placing the woman in a favorable position.

**Posture** (*pōs'-tūr*) [*ponere*, to place]. Position; attitude. An illustrated table of the various postures of the body is appended.

**Postuterine** (*pōst-u'-ter-in*) [*post*, behind; *uterus*, uterus]. Situated behind the uterus.

**Postvermis** (*pōst-ver'-mis*) [*post*, behind; *vermis*, worm]. The inferior vermiform process of the cerebellum.





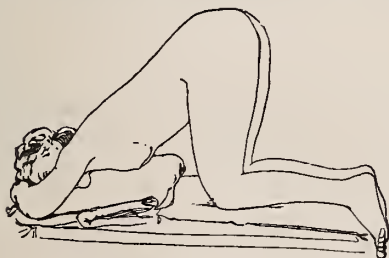
THE SEMI-PRONE, OR SIMS' POSTURE. Anterior View.



THE HORIZONTAL POSTURE.



THE TRENDLENBURG POSTURE.



THE GENU-PECTORAL POSTURE.



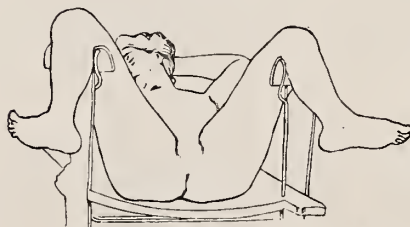
THE KNEES-ELBOW POSTURE.



THE SEMI-PRONE, OR SIMS' POSTURE. Posterior View.



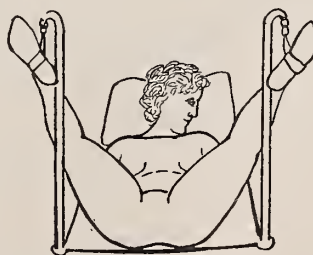
THE DORSAL ELEVATED POSTURE.



THE DORSAL RECUMBENT POSTURE.



THE DORSO-SACRAL POSTURE. Lateral View



EDEBOHL'S POSTURE.

## TABLE OF POSTURES AND POSITIONS.

VARIETY.	DESCRIPTION.	WHEN EMPLOYED.
Back posture.	See <i>Dorsal recumbent</i> .	
Dorsal elevated.	Patient on back, with head and shoulders elevated at an angle of 30° or more.	1. Digital exploration of the genitalia. 2. Bimanual examination.
Dorsal recumbent.	1. Patient on back, with the extremities moderately flexed and rotated outward.	1. Application of obstetric forceps. 2. Repair of lesions following parturition. 3. Vaginal examination. 4. Bimanual palpation.
Dorso-sacral or lithotomy position.	Patient flat on back, with legs flexed on thighs and thighs on abdomen. The thighs are abducted.	1. Plastic operations on the genital tract. 2. Vaginal hysterectomy. 3. Diagnosis and treatment of diseases of the urethra and bladder.
Edebohl posture.	Same as <i>Simon's position</i> .	
English position.	See <i>Left lateral recumbent</i> .	
Erect position.	The occiput and heels on a line; also the nose, groins and great toes are in the same vertical plane.	1. In the practice of ballottement. 2. In differentiation of tumors, cystic, solid, and hernial. 3. In diagnosing loosening of pelvic joints.
Exaggerated lithotomy.	See <i>Simon's position</i> .	
Genu-cubital or knee-elbow posture.	Patient upon the knees, with the thighs upright, and the body resting upon the elbows, the head down upon the hands.	1. When not possible to employ the classic knee-chest position.
Genu-pectoral or knee-chest position.	Patient upon the knees, with the thighs upright; the head and upper part of the chest resting upon the table; the arms crossed above the head.	1. Replacement of prolapsed funis. 2. Dislodgment of an impacted head. 3. Management of transverse presentations. 4. Replacement of a retroverted uterus or prolapsed ovary. 5. Flushing of the intestinal canal.
High pelvic posture.	See <i>Trendelenburg's position</i> .	
Horizontal abdominal posture.	Patient flat on the belly, with the feet extended.	1. Examination of the back and spinal column.
Horizontal position.	Patient supine on the back, with the feet extended.	1. For employment of palpation. 2. Auscultation of the fetal heart. 3. The position for operative procedures.
"Jack-knife" posture.	Patient reclining on the back with the shoulders elevated, legs flexed on thighs and thighs at right angles to abdomen.	1. For passing the urethral sound.
Knee-chest posture.	See <i>Genu-pectoral</i> .	
Knee-elbow posture.	See <i>Genu-cubital</i> .	
Kneeling-squatting position.	Patient stooping, with knees pressed upon the abdomen, trunk erect.	1. Childbirth in difficult cases, and in uncivilized nations.
Latero-prone.	Same as <i>Semi-prone</i> .	
Latero-semi-prone.	Same as <i>Semi-prone</i> .	
Left lateral recumbent, English, or obstetric position.	Patient on left side, with the right knee and thigh drawn up.	1. Childbirth.
Lithotomy.	Same as <i>Dorso-sacral</i> .	
Obstetric.	See <i>Left lateral recumbent</i> .	
Reclining posture.	Same as " <i>Jack-knife</i> " posture.	
Semi-prone or Sims' position, or side posture.	Patient on left side, with right knee and thigh drawn well up above the left; left arm back of patient and hanging over the edge of the table; chest inclined forward so that the patient rests upon it.	1. Curettement of uterus. 2. Intra-uterine irrigation after labor. 3. Tamponnade of vagina. 4. Rectal exploration. 5. Operations upon the cervix.
Side posture.	See <i>Semi-prone</i> .	
Simon's position, or exaggerated lithotomy position.	Patient flat on back, with legs flexed on thighs and thighs on abdomen, and hips somewhat elevated. The thighs are strongly abducted.	1. Operations upon the vagina.
Sims'.	See <i>Semi-prone</i> .	
Trendelenburg's position.	Patient in dorsal position, with body elevated at an angle of about 45°, feet and legs hanging over the end of the table.	1. In abdominal surgery to favor gravitation upward of the abdominal viscera.



**Postzygapophysial** (*pōst-zī-gap-off-iz'-e-al*) [*pōst*, behind; *ζυγόν*, yoke; *ἀπόφυσις*, apophysis]. Pertaining to the postzygapophysis.

**Postzygapophysis** (*pōst-zī-gap-off'-is-is*) [*pōst*, behind; *ζυγόν*, yoke; *ἀπόφυσις*, apophysis]. An articular process proceeding from the posterior face of the neural arch of a vertebra.

**Pot** [ME., *pot*, a pot]. A urinal. **P.-bellied**, having a prominent belly. **P.-belly**, a protuberant belly. **P.-guttled**, pot-bellied.

**Potable** (*po'-ta-bl'*) [*potare*, to drink]. Fit or wholesome to drink—applied to waters for drinking in distinction to those for medicinal use.

**Potain's Solution.** A solution for diluting the blood in counting the red corpuscles. It consists of three solutions—one of gum arabic, one of sodium sulphate, and one of sodium chlorid, each of a specific gravity of 1.020. These liquids are mixed in equal proportions.

**Potamopyra** (*pot-am-op'-ir-ah*) [*ποταμός*, river; *πῦρ*, heat, fire]. Malarial fever.

**Potash** (*pot'-ash*) [*potassa*, potash]. 1. Potassium carbonate prepared by boiling wood-ashes with water and evaporating the solution. It is also obtained from potassium chlorid and potassium sulphate found in the Stassfurt salt-beds. The residue left behind in the manufacture of beet-root sugar also yields potash. Finally, from the wash-water of sheep's wool, considerable quantities of potash are obtained. 2. Caustic potash, potassium hydroxid.

**Potassa** (*po-tas'-ah*) [L.]. 1. See *Potash*. 2. Potassium hydroxid. **P. cum calce**, Vienna paste, made by rubbing together equal parts of caustic potash and quick-lime. It is used as a caustic. **Potassæ, Liqueur**, "solution of potassa," consists of hydrate 56, distilled water 944 parts; combined with bitter tonics it is useful in atonic dyspepsia. Locally, it is used as a wash in scaly skin-diseases. Dose  $\text{m}\nu$ – $\text{z}$  ss, diluted.

**Potassamid** (*po-tas'-am-id*) [*potassa*, potassium; *amid*],  $\text{NH}_2\text{K}$ . A substitution-compound of ammonia; a yellowish-brown, inflammable substance, produced by heating metallic potassium in ammoniacal gas.

**Potassic** (*po-tas'-ik*) [*potassa*, potash]. Containing *Potassium*.

**Potassiferous** (*po-tas-if'-er-us*) [*potassa*, potash; *ferre*, to bear]. Containing or yielding potassic salts.

**Potassinum** (*po-tas'-in-um*). Synonym of *Potassium*.

**Potassio-ferric** (*po-tas'-e-o-fer'-ik*) [*potassa*, potassium; *ferrum*, iron]. Combined with iron and potassium.

**Potassio-mercuric** (*po-tas'-e-o-mer-kw'-rik*) [*potassa*, potassium; *Mercury*, a Grecian god]. Combined with potassium and mercury.

**Potassium** (*po-tas'-e-um*) [*potassa*, potash].  $\text{K} = 39$ ; quantivalence 1; sp. gr. 0.865. A metallic element, of silvery luster, and characterized by intense affinity for oxygen. See *Elements, Table of*. Its peculiar reactions are: its precipitation when converted into the acid tartrate; its precipitation by platinum perchlorid; the violet color it imparts to the flame. Physiologically, salts of potassium are protoplasmic poisons when applied locally in sufficient concentration. They dialyze more readily than sodium salts. In the body they occur especially in the solid structures, while sodium salts predominate in the fluids. In large doses, by the mouth, potassium salts act as irritants to the gastro-intestinal tract. The circulation is generally depressed by potassium salts—after small doses the primary depression of the pulse-rate and arterial pressure is followed by a rise of both; large doses cause a rapid fall of pressure and pulse-rate.

Injected into a vein, salts of potassium cause paralysis of the heart. Potassium salts are obtained from the ash of plants, from saltpeter, from the potassium bitartrate deposited from urine in the process of fermentation, and from the washings of sheep's wool. The action of the various salts is given under their proper heading. **P. acetat**,  $\text{KC}_2\text{H}_3\text{O}_2$ , an easily soluble salt having marked diuretic properties. Dose gr. v– $\text{z}$  j. Purgative doses  $\text{z}$  ij–iv. **P. Amalgam**, a mixture, in various proportions, of potassium and mercury. The compound may be a liquid, or an amorphous or crystalline solid. **P. arsenitis, Liqueur**, Fowler's solution. See under *Arsenic*. **P. bicarbonas**,  $\text{KHCO}_3$ , a salt with properties like the carbonate, to which it is preferable. Dose gr. v–xxx. **Liq. potas. efferves.** (B. P.) Dose  $\text{z}$  v–x. **P. bichromas**,  $\text{K}_2\text{Cr}_2\text{O}_7$ , a substance occurring in large, irregular, yellow crystals. It is used in the preparation of hardening fluids, and has been applied externally in syphilis. **P. bitartras**,  $\text{KHC}_2\text{H}_3\text{O}_2$ . See *P. tartras*. Dose gr. xx– $\text{z}$  ss. **Pulvis effervescens comp.**, compound effervescing powder, "Seidlitz powder," contains of the preceding gr. 120, mixed with sodium bicarb. gr. 40, in the blue paper; and tartaric acid gr. 35 in the white paper. **P.-blue**, the blue color resulting when potassium cyanid and a ferric salt are mixed. It is used in dyeing. **P. bromas**,  $\text{KBr}$ , a colorless, crystalline, bitter salt, readily soluble in water. It is extensively employed as a sedative in nervous excitement, and is one of the best drugs in epilepsy. Its prolonged use causes the condition known as *Bromism*, *q. v.* **P. carbonas**,  $(\text{K}_2\text{CO}_3)_2 \cdot 3\text{H}_2\text{O}$ , useful locally in acne and acute eczema, internally in rheumatism, in the uric-acid diathesis, and in jaundice. Dose gr. ij–xx. **P., Caustic**, potassium hydroxid, *q. v.* **P. chloras**,  $\text{KClO}_3$ , a crystalline compound, with a saline, cooling taste. It is soluble in 15 or 16 parts of cold, and readily soluble in boiling water. It is used as a gargle in diseases of the mouth and throat, in mercurial stomatitis, etc. Dose gr. v–xx. In toxic doses it causes disorganization of the blood (converting the hemoglobin into methemoglobin) and intense irritation of the kidneys, with hematuria and blood-casts. Sir James Y. Simpson recommended it in doses of 20 grains thrice daily, in threatened abortion from fatty degeneration of the placenta. **P. chloratis, Troch.**, each containing gr. v. of the salt. Dose j–ij. **P. chlorid.**,  $\text{KCl}$ , a colorless, crystalline substance, of bitter taste. **P. citras**,  $\text{K}_3\text{C}_6\text{H}_5\text{O}_7 \cdot \text{H}_2\text{O}$ , is used in solution as a febrifuge, a diuretic, and to alkalinize the urine. Dose gr. x–xxx. **P. citratis, Liq.**, citric acid 6, potas. bicarb. 8; filter and add distilled water ad 50 parts. Dose  $\text{z}$  ss–j. **P. citratis, Mist.**, "neutral mixture"—lemon-juice 100, potas. bicarb. q. s. ad saturationem. Dose  $\text{z}$  ss–j. **P. cobalto-nitrite**, unof., has been used successfully in angina pectoris and asthma. Dose gr. ss–j. **P. cyanid.**,  $\text{KCN}$ , made from potassium ferrocyanid by the action of heat, sometimes with (also without) the addition of potassium carbonate and charcoal. It is very soluble in water, has active reducing powers, and is very poisonous. It has the sedative and antispasmodic action of hydrocyanic acid, and, like it, is used in gastric irritability and cough. Dose  $\frac{1}{4}$  grain. **P. dichromas**. Synonym of *P. bichromas*. **P. ethylas**,  $\text{C}_2\text{H}_5\text{OK}$ , a crystalline substance, decomposing in the presence of organic matter into metallic potassium and ethyl alcohol. The potassium abstracts oxygen from the tissues, and thus is caustic; the ethyl alcohol is antiseptic. **P. et sodii tartras**,  $\text{KNaC}_4\text{H}_4\text{O}_6 \cdot 4\text{H}_2\text{O}$ , "Rochelle salt," laxative. Dose  $\text{z}$  ss–j. **P. ferricyanid**,  $\text{K}_3\text{FeC}_6\text{N}_6$ , red prussiate

of potash, made from potassium ferrocyanid by the action of chlorin. The latter is passed through the salt until a blue color with ferric chlorid is no longer obtained. It is poisonous. **P. ferrocyanid**,  $K_4FeC_6N_6 + 3H_2O$ , yellow prussiate of potash, prepared from blood, and by heating together animal charcoal, iron, and pearl-ash. It occurs in yellow crystals, soluble in water. It has many uses in chemist analysis. **P. hydras**,  $KHO$ , potassa, "caustic potash," deliquescent and very alkaline. A powerful escharotic. **P. iodid.**,  $KI$ , used in syphilis, metallic poisoning, and as an antirheumatic. Dose gr. ij-xx. **P. Iodid. cum sapone**, Lin. (B. P.), contains potassium iodid, curd soap, glycerin, oil of lemon, and distilled water. **P. iod.**, **Unguent.**, contains iodid and carbonate of potassium, distilled water and benzoated lard. **P. nitrates**,  $KNO_3$ , saltpeter, niter, crystallizing in long, white prisms. It occurs naturally in the soil of many tropical countries, especially in Egypt and the East Indies. It originates in the decomposition of organic matter rich in nitrogen, in the presence of potassium compounds. Commercially, it is also prepared by double decomposition of potassium chlorid and Chile salt-peter, sodium nitrate. Dose gr. x-xx. **P. nitratis**, **Charta**, unsized paper saturated with a 20 per cent. solution. It is used, when burnt, by inhalation in asthma. **P. permanganas**. See *Manganese*. **P. picras**,  $C_6H_7(NO_2)_3OK$ , a yellow, crystalline bitter substance, which explodes on heating. It is insoluble in water; it has been used for tape-worm. **P. platinichlorid.**,  $K_2PtCl_6$ , a yellow, crystalline powder. **P. platinochlorid.**,  $K_2PtCl_4$ , a compound occurring in rose-colored crystals. **P.**, **Prussiate of**: 1. Potassium ferricyanid, or red prussiate of potash. 2. Potassium ferrocyanid; the yellow prussiate of potash. **P.**, **Red Chromate of**. Synonym of *P. bichromas*. **P. succinas**, has been used internally in hemorrhage. **P. sulphas**,  $K_2SO_4$ , an hepatic stimulant and laxative; soluble in 10 parts of water at ordinary temperature. Dose gr. xx- $\tilde{3}$ ss. **P. sulphis**, several compounds of potassium and sulphur are known.  $K_2S$ , the monosulphid, is the one commonly called potassium sulphid. It is used in the treatment of skin-diseases. **P.**, **Sulphurated**,  $K_2S$ , potassium sulphid. **P. tartras**,  $(K_2C_4H_4O_6)_2 \cdot H_2O$ , *normal potassium tartrate*, a crystalline, or amorphous substance, soluble in water. The acid tartrate, *potassium bitartrate*, or "cream-of-tartar,"  $C_4H_5O_6K$ , is nearly insoluble in water. Both salts are diuretic and laxative. Potassium tartrate is also a remote antacid, that is, it renders the urine alkaline by being converted into a carbonate, in which form it is excreted. Dose gr. xx- $\tilde{3}$ ss. **P. telluras**,  $K_2TeO_4$ , an efficacious antihydrotic in pulmonary tuberculosis. Dose gr.  $\frac{1}{2}$ - $\frac{3}{4}$ . Unof.

**Potate** (*po'-tāt*) [*potare*, to drink]. In chemistry, liquefied.

**Potato** (*po-ta'-to*) [Sp., *patata*, sweet potato]. The tuber of *Solanum tuberosum*. **P.-brandy**, a brandy distilled from a mixture of potatoes and barley-malt. **P.-blight**. Same as *P.-rot*. **P.-culture**, a culture of microorganisms on potato. Several methods have been employed, the one now in general use being that known as Bolton and Globig's. It is as follows: Cylinders are cut with a cork-borer out of the center of large potatoes, trimmed of skin and imperfections, and cut obliquely, so as to make two wedge-shaped pieces. These are placed in sterile test-tubes with the thin end upward. The tubes are then sterilized for twenty minutes on three successive days. In *Esmarch's* method, slices of potato are placed in small sterilized glass dishes, and the latter, with the contained discs of potato, are sterilized in the steam

sterilizer for an hour. In the original method potatoes were cleaned, then soaked in 1 to 1000 mercuric chlorid solution, and finally steamed for an hour. They were then carefully cut with a sterilized knife and allowed to fall apart in a moist chamber. Whichever method is used, the inoculation with the bacteria is the same, namely, by means of the *Oese* or sterilized needle dipped in the material to be cultivated. **P.-cure**. See *Cure*. **P.-disease**: 1. Same as *P.-rot*. 2. A French term for tuberculosis in cattle. **P.-fungus**, the cause of *P.-rot*, *q. v.* **P.-mold**. Same as *P.-rot*. **P.-murrain**. Same as *P.-rot*. **P.-paste**, a substitute for the solid potato as a culture-medium for bacteria, when a very extensive surface is desired. It is a stiff paste made with water from the dry, floury centers of well-boiled potatoes. **P.-rot**. See under *Mildew*. **P.**, **Spanish**, **P.**, **Sweet**, the tuber of *Ipomoea batatas*. **P.-spirit**. See *Alcohol*, *Amyl*. **P.-sugar**, a sugar obtained from potatoes. **P.-treatment**. Same as *P.-cure*.

**Potency** (*po'-ten-se*) [*posse*, to be able]. Power. Efficacy.

**Potential** (*po-ten'-shal*) [*potens*, able]. Able or powerful. A term applied to remedies or agents that are energetic. In electricity, the tension or pressure of the current. It is estimated quantitatively in volts. **P. Cautery**. See *Cautery*. **P.**, **Difference of**, a term employed to denote that portion of the electromotive force which exists between any two points in a circuit. **P. Energy**, the force that an organism is capable of exerting under full stimulation. **P.**, **Zero**, in electricity, the potential of a point infinitely distant from all electrified bodies.

**Potentilla** (*po-ten-till'-ah*). See *Tormentilla*, and *Hardhack*.

**Potentiometer** (*po-ten-she-om'-et-er*) [*potentia*, power; *μέτρον*, measure]. An instrument used for measuring the difference of electric potential between two points.

**Pothopatridalgia** (*poth-o-pat-rid-al'-je-ah*) [*πόθος*, longing; *πατρίς*, fatherland; *ἄλγος*, pain]. Homesickness, or nostalgia, experienced in a foreign land.

**Potio**, **Potion** (*po'-she-o*, *po'-shun*) [*potio*, a drink]. A drink or draught of a medicinal preparation.

**Potomania** (*po-to-ma'-ne-ah*) [*πότος*, drink; *μανία*, madness]. Delirium tremens.

**Potometer** (*po-tom'-et-er*) [*πότος*, drink; *μέτρον*, measure]. In biology, an instrument for measuring the amount of water absorbed by a plant in a given time.

**Pototromania** (*po-to-tro-ma'-ne-ah*) [*πότος*, drink; *τρόμος*, tremor; *μανία*, madness]. Delirium tremens.

**Pototromoparanoia** (*po-to-trom-o-par-an-oi'-ah*) [*πότος*, drink; *τρόμος*, tremor; *παράνοια*, madness]. Delirium tremens.

**Potpourri** (*po-poo-re'*) [Fr.]. A mixture of aromatic substances formerly used to perfume rooms.

**Pott's Aneurysm**. See *Aneurysm*, and *Diseases*, *Table of*. **P.'s Boss**, the projecting spinous process usually found in cases of Pott's disease. See *Signs and Symptoms*, *Table of*. **P.'s Disease**, or **Curvature**, caries of the vertebrae, generally of tuberculous origin. It originates usually in an osteitis of the bodies of the vertebrae. The symptoms are stiffness of the spinal column, pain on motion, tenderness on pressure, undue prominence of one or more of the spines; spasmodic pain in the abdomen; in late stages, sometimes paralysis. Abscess usually forms; it may appear quite early. **P.'s Fracture**. See *Fracture*. **P.'s Gangrene**, senile gangrene. **P.'s Paralysis**, or **Paraplegia**, the paralysis resulting from pressure on the cord in Pott's disease.

**Potters' Asthma**. Synonym of a form of pneumoconiosis prevalent among potters. **P. Bronchitis**.



See *Bronchitis*. **P. Clay**. See *Argilla*. **P. Consumption**, a form of pneumonokoniosis prevalent among potters. **P. Lung**, a chronic inflammation of the lungs common among potters, and due to the inhalation of dust.

**Pouch** (*powch*) [Fr., *poche*, a pouch, pocket]. In biology, a sac, cecum, diverticulum or bag-like structure. **P.-bone**, a marsupial bone. **P.-corona**, the coronal intestine of *Medusa*. Same as *Canal*, *Corona*. **P. of Douglas**, the cul-de-sac of Douglas, a pouch formed by the recto-uterine fold of the peritoneum. **P. of Fabricius**. See *Bursa fabricii*. **P.-gestation**, gestation in a pouch, as in marsupials. **P.-gill**, one of the gills of the lamprey, or marsipobranchs. **P. Guttural**, in biology, one of the large mucous bags in solipeds situated between the atlas and the anterior portion of the pharynx and larynx. **P., Hair**, the depression in the skin in which the hair grows. **Ps., Ileo-cecal**, narrow-necked folds of the peritoneum, at the termination of the ileum. **P., Inguinal**, a fold of the peritoneum behind the internal abdominal ring. **P., Laryngeal**, a blind pouch of mucosa opening into the ventral part of the ventricle of the larynx. **P., Marsupial**; in marsupials, the bag on the anterior abdominal wall in which the young are carried. **P., Needham's**, in biology, an enlargement or cecal diverticulum of the seminal duct of a cephalopod. **P., Pararectal**, the lateral portion of Douglas's pouch. **P., Paravesical**, the paravesical fossa. **P. of Rathke**, the diverticulum from the pharynx in the embryo, which goes to form the anterior portion of the hypophysis. **P., Rectal**, of sharks and rays, a vascular and glandular dorsal diverticulum of the rectum, which Wilder thinks may represent the allantois of higher vertebrates. **P., Recto-uterine**, a pouch-like fold of the peritoneum that is reflected over the uterus. **P., Recto-vaginal**. Same as *P., Recto-uterine*. **P., Recto-vesical**, the pouch of the peritoneum that is reflected on the bladder. **P., of Seesel**, a pouch in the embryo behind the summit of the hypophysis. **P., Subcecal**, a fold of the peritoneum behind and below the cecum. **P. of the Tympanic Membrane**, folds of mucosa around the horizontal portion of the chorda tympani nerve as it passes through the tympanic cavity. **P., Utero-vesical**, **P., Vesico-uterine**, a pouch of peritoneum situated between the uterus and the bladder. **Poudret, Poudrette** (*poo-dret'*) [Fr.]. A form of commercial fertilizer formerly made, the basis of which was night-soil, dried and mixed with charcoal, gypsum, and other ingredients.

**Poultice** (*pōl'-tis*) [*πόλτος*, porridge]. A mixture of certain substances, as slippery elm, meal, flaxseed, mustard, etc., into a soft, mush-like mass, for application to the skin of a part. The poultice-material should be mixed with hot water into a mass of even consistence, and should be neatly spread upon muslin, linen, or lint, or even upon paper. Flaxseed or elm poultices should not be more than  $\frac{1}{4}$  inch in thickness, and should receive a thin coating of olive-oil before being applied. This prevents their sticking to the surface of the body. **P., Anodyne**, one yielding an anodyne effect; it usually contains some preparation of opium. **P., Antiseptic**, one containing some germ-destroying substance. **P., Fermenting**, a poultice made by mixing wheat or corn flour with half its weight of yeast, and gently warming it until it begins to swell. It is used as an application to sloughing sores. **P., Galvanic**. See *Galvanic*. **P., Porter**, a flaxseed poultice made with a quantity of porter; its uses are those of the fermenting poultice, *q. v.* **P., Vaginal**, a poultice introduced into the vagina in the treatment of gonorrhea in the female.

**Pound** (*pownd*) [AS., *pund*, pound]. In Troy weight 12 oz. or 5760 grains; in avoirdupois, 16 oz. or 7000 Troy grains, or 453.6 grams. Symbol lb. See *Weights and Measures*. **P., Foot**, the force necessary to raise one pound through the height of one foot. **P.-nose**, a nose that weighs a pound, a vulgarism for hypertrophy of the nose.

**Poundal** (*pownd'-dal*) [AS., *pund*, pound]. A unit of force; that force which applied to a pound of matter for one second generates in it a velocity of one foot per second. **P., Foot**. See *Poundal*.

**Poupart's Ligament**. See *Ligament*.

**Poverty** (*pow'-er-te*) [ME., *povertie*, poverty]. The state or condition of being poor. **P. of the Blood**, a condition of the blood in which there is a deficiency of the red corpuscles or of the coloring-matter of the blood. **P.-plants**, a class of plants the names of which relate either to the fact that they greatly injure the farmer by impoverishing the soil, or to the extremely poor kind of soil in which they grow, *e. g.*, Poverty (*Polemonium caruleum*), Poverty-weed (*Spergula arvensis*), Hunger-weed (*Ranunculus arvensis*), etc.

**Powder** (*pow'-der*) [ME., *powder*, powder]. Fine, minute, loose particles, as of dust. See *Pulvis*. **P. of Algaroth**, a powder prepared by adding an excess of water to an aqueous solution of the terchlorid of antimony. It is composed chiefly of the oxychlorid of antimony. **P., Aromatic**, a powder composed of cinnamon, ginger, and cardamom, with or without nutmeg. **P., Bleaching**. Synonym of chlorinated lime. **P.-blower**, an apparatus for blowing powder into cavities, as the ear, the nose, the larynx, etc. **P., Compound Chalk**, a powder containing prepared chalk, acacia and sugar. **P., Compound Effervescing**. Same as *P., Seidlitz*. **P., Compound Licorice**, a powder containing senna, glycyrrhiza and sugar, with or without fennel and washed sulphur. **P., Compound Morphin**. Same as *P., Tully's*. **P., Dover's**, a diaphoretic and sedative powder composed of powdered opium and ipecac, each one part, and eight parts of sugar of milk. **P., Effervescing**. See *P., Soda*. **P., Fever, of James**. See *Pulvis antimonialis*. **P., Goa**. See *Chrysarobin*. **P., Gray**. See *Hydrargyrum*. **P., Insect**. See *Insect Powder*. **P., James's**. Synonym of *Pulvis antimonialis*. **P., Jesuits'**, powdered cinchona, so-called because the Jesuit priests distributed it gratuitously to the poor. **P., Knox's**: 1. Calx chlorata; 2. A mixture of 3 parts calcium chloride (?) and 8 parts sodium chlorid. **P., Pearl**. Bismuth subnitrate. **P., Ringworm**. Synonym of *Chrysarobin*. **P., Seidlitz**. See *Potassium*. (*Pulv. effervesc. comp.*) **P., Soda**, a powder containing sodium bicarbonate, 30 grains, and tartaric acid, 25 grains. **P., Styptic**, a powder containing alum, gum acacia, and colophony, sometimes with the addition of argil and tragacanth. **P., Talcum**, powdered soapstone, used often as a local application to inflamed surfaces. **P., Tennant's**, chlorinated lime. **P., Tully's**, a powder composed of camphor, prepared chalk, and licorice, 20 parts each, and morphin sulphate, 1 part. It is used as a substitute for Dover's powder. **P., Vienna**, potassa and lime. **P., Vigo's**, red oxid of mercury.

**Power** (*pow'-er*) [ME., *poer*, power]. Strength; energy. **P., Absolute**, the weight which must be attached to a muscle to keep it from contracting when stimulated. **P., Combining**, in chemistry, the number of hydrogen atoms with which an element is able to combine. **P., Mechanical**, either of the elementary powers, the lever and the inclined plane, from

which all other mechanisms are derived. **P., Sensorial**, the power of receiving and emitting impulses. **P., Sexual**, the ability of having sexual intercourse. **P., Specific Refractive**, a quantity which is constant for every refractive substance, and is found by dividing the index of refraction of the substance, minus one, by the specific gravity of the substance. The quotient multiplied by the molecular weight of the substance gives the refraction equivalent. **P., Specific Rotatory**, the amount of rotation of a substance, in degrees of a circle of the plane of polarized light, produced by one gram of the substance dissolved in one c.c. of liquid examined in a column one decimeter long.

**Pox** (*poks*) [*pocks*: pl. of *Pock*]. 1. A term applied to several infectious eruptive diseases. 2. Syphilis. **P., Ape**, an exanthematous disease of West Indian monkeys, observed during smallpox epidemics. **P., Bastard**. Synonym of *Varicella*. **P., Chicken**. See *Varicella*. **P., Cow**. See *Cow-pox*. **P., False**. Synonym of *Varicella*. **P., French**. See *Syphilis*. **P., Gland, P., Glans**. Synonyms of *Varicella*. **P., Grease**. Synonym of *Horse-pox*. **P., Great**. Synonym of *Syphilis*. **P., Horn**. See *Horn-pox*. **P., Horse**. See *Horse-pox*. **P., Small**. See *Variola*.

**Practice** (*prak'tis*) [*practicare*, to practise]. The official duties of a physician or surgeon in his professional work; also, the exercise of these duties.

**Practitioner** (*prak-tish'-un-er*) [*Fr., praticien*; *practicare*, to practise]. One who practises a profession, especially that of medicine. (A badly-formed word.) **P., General**, one who treats all ailments, in distinction from the specialist, who treats only one or a few diseases, or the diseases of one or a few organs.

**Præ-** (*pre-*) [*L.*]. A Latin preposition meaning *before*, used as a prefix to denote position. It places the words with which it is combined in antithesis to those combined with *post-*. For anglicized words thus beginning see *Pre-*.

**Præbium** (*prel-be-um*) [*præbere*, to furnish]. Dose.

**Præcava** (*pre-ka'-vah*). See *Precava*.

**Præcinctum** (*pre-sink'-tum*). Synonym of *Diaphragm*.

**Præcordia** (*pre-kor'-de-ah*). See *Precordia*.

**Præcornu** (*pre-kor'-nu*). See *Precornu*.

**Præcuneus** (*pre-ku-ne'-us*). See *Precuneus*.

**Præforceps** (*pre-for'-seps*). See *Preforceps*.

**Prægeniculatum** (*pre-jen-ik-u-la'-tum*). See *Pregen-iculatum*.

**Præglobin** (*pre-glo'-bin*). See *Preglobin*.

**Præhallux** (*pre-hal'-uks*). See *Prehallux*.

**Prælabrum** (*pre-la'-brum*) [*præ*, before; *labrum*, lip: pl., *Prælabra*]. In biology, the clypeus or epistoma.

**Præmaxilla** (*pre-maks-il'-ah*). See *Premaxilla*.

**Præmedulla** (*pre-me-dull'-ah*). Synonym of *Medulla oblongata*.

**Præmose** (*prel-möz*). See *Premose*.

**Prænomen** (*pre-no'-men*). See *Prenomen*.

**Præoperculum** (*pre-o-per'-ku-lum*). See *Preoperculum*.

**Præpedunculus** (*pre-pe-dung'-ku-lus*). See *Prepedunculus*.

**Præpelvisternum** (*pre-pel-vis-ter'-num*). See *Prepelvisternum*.

**Præperforatus** (*pre-per-for-a'-tus*). See *Preperforatus*.

**Præputium** (*pre-pu'-she-um*). See *Prepuce*.

**Præscapularis** (*pre-scap-u-la'-ris*). Synonym of *Supraspinatus*.

**Præscutum** (*pre-skul'-tum*) [*præ*, before; *scutum*, a shield: pl., *Præscuta*]. In biology, the most anterior of the sclerites, composing the tergal portion of each thoracic segment of an arthropod.

**Præseminale** (*pre-sem'-in-al*). See *Preseminale*.

**Præsternum** (*pre-ster'-num*). See *Presternum*.

**Prævia** (*prel-ve-ah*) [*præ*, before; *via*, a way]. First coming before. **P., Placenta**. See *Placenta*.

**Pragmatagnosia** (*prag-mat-ag-no'-ze-ah*) [*πρᾶγμα*, an object; *ἀγνοσία*, want of recognition]. Inability to recognize an object. **P., Visual**, a term suggested by Dr. John Wyllie for object-blindness.

**Pragmatamnesia** (*prag-mat-am-ne'-ze-ah*) [*πρᾶγμα*, an object; *ἀμνησία*, forgetfulness]. Inability to remember the appearance of an object. **P., Visual**, a term suggested by Dr. John Wyllie for that mental condition in which there is inability to call up the visual image of an object.

**Prague Method**. A method of delivery of the after-coming head. The child's ankles are grasped above the internal malleoli with the right hand. The index finger of the left hand is flexed over one clavicle, and the remaining fingers of the same hand over the other clavicle. Traction directly down is now made with both hands until the perineum is well distended. The right hand then loosens its hold upon the ankles and again grasps higher up the legs, the child's feet being in contact with the back of the right hand. By a circular movement the feet are now raised toward the mother's abdomen, the obstetrician using the left hand, as originally placed, as a fulcrum around which the head moves.

**Prairie** (*pra'-re*) [*Fr.*]. A meadow. **P. Digs**. See *Army Itch*. **P. Itch**, a name given to a combination of pruritus hiemalis and scabies. See *Army Itch*.

**Pratal** (*pra'-tal*) [*pratium*, a meadow]. In biology, inhabiting meadows. Cf. *Pascual*.

**Pratesi's Reagent**. A reagent for the detection of sugar in the urine. It consists of potassium bichromate and an alkaline silicate. See *Tests, Table of*.

**Pravaz's Syringe**. A hypodermatic syringe with a long trocar and cannula.

**Praxis** (*praks'-is*). See *Practice*.

**Pray's Test-letters or Test**. A test for astigmatism, consisting of capital letters composed of strokes that run in different directions for each letter.

**Prazmowski, Bacillus of**. See *Bacteria, Synonymatic Table of*.

**Pre-acetabular** (*pre-as-et-ab'-u-lar*) [*præ*, before; *acetabulum*, acetabulum]. Situated in front of the acetabulum.

**Pre-albuminuric** (*pre-al-bu-min-u'-rik*) [*præ*, before; *albumen*, albumin; *οὐρον*, urine]. A condition or symptom coming or occurring before the appearance of albuminuria.

**Pre-anal** (*pre-a'-nal*) [*præ*, before; *anus*, anus]. In biology, situated in front of the anus.

**Pre-aortic** (*pre-a-or'-tik*) [*præ*, before; *ἀορτή*, aorta]. Situated in front of the aorta.

**Pre-aseptic** (*pre-as-ep'-tik*) [*præ*, before; *ἀ*, priv.; *σῆψις*, sepsis]. Pertaining to the period before the introduction of aseptic surgery.

**Pre-ataxic** (*pre-at-aks'-ik*) [*præ*, before; *ἀ*, priv.; *τάξις*, order]. Occurring before ataxia.

**Pre-auditory** (*pre-aw'-dil-or-e*) [*præ*, before; *audire*, to hear]. In anatomy, situated in front of the auditory nerve or canal.

**Pre-axal** (*pre-aks'-al*) [*præ*, before; *axis*, axis]. Pre-chordal; placed in front of the axon.

**Pre-axial** (*pre-aks'-e-al*) [*præ*, before; *axis*, axis]. Situated in front of the axis; in a limb, situated on the internal or anterior aspect—in the arm, on the radial, in the leg, on the tibial side.

**Prebacillary** (*pre-bas'-il-a-re*) [*præ*, before; *bacillus*, bacillus]. Occurring before the invasion of the system by bacilli.

**Prebasal** (*pre-ba'-sal*) [*præ*, before; *basis*, step, pedestal]. In biology, in front of a basal portion.



**Prebasilar** (*pre-ba'-zil-ar*) [*præ*, before; *basis*, base]. Situated, or occurring, in front of any basilar structure, especially, in front of the basilar process of the occipital bone.

**Prebrachial** (*pre-bra'-ke-al*) [*præ*, before; *brachium*, upper arm]. (a) Located on the anterior aspect of the brachium or upper arm, *e. g.*, the group of prebrachial muscles: biceps, coraco-brachialis, and brachialis anticus. (b) A vein in the wings of certain insects.

**Prebrachium** (*pre-bra'-ke-um*) [*præ*, before; *brachium*, arm]. The anterior brachium of the brain seen on the lateral slope of the mesencephalon. The fibers run obliquely dorsoventrad. In biology, the antebrachial membrane or propatagium. The wing-membrane of bats, above the arm or forearm.

**Prebranchial** (*pre-brang'-ke-al*) [*præ*, before; *branchiæ*, gills]. In biology, located in front of the gills.

**Prebronchial** (*pre-brong'-ke-al*) [*præ*, before; *βρόγχος*, bronchus]. Situated in front of the bronchi.

**Prebuccal** (*pre-buk'-al*) [*præ*, before; *bucca*, cheek]. In biology, placed in front of the mouth; preoral; prostomial.

**Precancerous** (*pre-kan'-ser-us*) [*præ*, before; *cancer*, carcinoma]. Occurring before the development of a carcinoma.

**Precardiac** (*pre-kar'-de-ak*) [*præ*, before; *καρδία*, heart]. Cephalad of the heart.

**Precartilaginous** (*pre-kar-til-aj'-in-us*) [*præ*, before; *cartilago*, cartilage]. Prior to the formation of cartilage, as in a certain stage of an embryo.

**Precaudal** (*pre-kaw'-dal*) [*præ*, before; *cauda*, tail]. Situated in front of the tail or tail-vertebræ.

**Precava** (*pre-ka'-vah*) [*præ*, before; *cavus*, hollow]. The anterior, or superior vena cava; the vena cava descendens.

**Precaval** (*pre-ka'-val*) [*præ*, before; *cavus*, hollow]. Pertaining to the precava.

**Precentral** (*pre-ser'-tral*) [*præ*, before; *centrum*, center]. Situated in front of the central fissure. **P. Convolution**. See *Convolutions*, *Table of*. **P. Fissure**. See *Fissures*, *Table of*. **P. Sulcus**. Synonym of *P. Fissure*.

**Precerebellar** (*pre-ser-e-bell'-ar*) [*præ*, before; *cerebellum*, cerebellum]. Situated before (above) the cerebellum.

**Precerebral** (*pre-ser'-e-bral*) [*præ*, before; *cerebrum*, cerebrum]. Situated, or occurring before (above), the cerebrum.

**Prechordal** (*pre-kor'-dal*) [*præ*, before; *chorda*, chord, string]. Situated in front of the notochord.

**Precipitant** (*pre-sip'-it-ant*) [*præ*, before; *caput*, head]. Any reagent causing precipitation.

**Precipitate** (*pre-sip'-it-āt*) [*præ*, before; *caput*, head]. The solid substance thrown down from a solution of a substance on the addition of a reagent which deprives it of its solubility. [Abbreviation: Ppt.] **P., Atmospheric**, one formed on simple exposure to the air. **P., Red**. See *Hydrargyrum oxidum rubrum*. **P., White**,  $N_2(Hg_2)Cl_4$ , formed by adding ammonium hydrate to a solution of mercuric chlorid. Hydrargyrum ammoniatum.

**Precipitate** (*pre-sip'-it-it*) [*præ*, before; *caput*, head]. Headlong; hasty. **P. Labor**. See *Labor*.

**Precipitation** (*pre-sip-it-a'-shun*) [*præcipitatio*]. The process of throwing down solids from the liquids which hold them in solution. It is usually effected by chemic reaction. Precipitates are *crystalline*, *amorphous*, *curdy*, *flocculent*, *granular*, or *gelatinous*, according to the form assumed. The agent causing precipitation is the *precipitant*, the solid thrown down, the *precipitate*. **P., Fractional**, the process employed in separating a mixture of fatty acids by the addition

of small portions of the acetate of a heavy metal. The precipitate consists of a combination of the metal with a large proportion of the less volatile acid and a small proportion of the more volatile acid. In the filtrate the proportions are reversed. The metal is separated from the less volatile acid by dissolving the precipitate in hydrochloric acid. The process is repeated until finally the filtrate contains practically only the more volatile acid, and the precipitate only the less volatile acid. **P., Partial**, a process of separating two soluble salts by precipitation of a portion of each, and subsequent decomposition of the precipitate. The latter is redissolved and again precipitated.

**Precilitellian** (*pre-kli-tell'-e-an*) [*præ*, before; *clitellum*, a pack-saddle]. In biology, applied to such earthworms as have the ducts of the testes opening in front of the clitellum.

**Precloacal** (*pre-klo'-a-kal*) [*præ*, before; *cloaca*, a sewer]. In biology, of or pertaining to, the front part of the cloaca.

**Precocity** (*pre-kos'-it-e*) [*præ*, before; *coquere*, to ripen]. Early development or maturity. It is applied especially to great development of the mental faculties at an early age.

**Precommissure** (*pre-kom'-is-tur*) [*præ*, before; *commissura*, commissure]. The anterior commissure of the brain; it is a marked thickening of the parietes, a compact bundle of nerve-fibers extending laterad and dividing a short distance from the meson into two portions, a temporal and an olfactory.

**Precoracoid**, **Præcoracoid** (*pre-kor'-ak-oid*) [*præ*, before; *κόραξ*, raven; *εἶδος*, like]. In biology: (a) placed in front of the coracoid process of the scapula; (b) a specific part of the pectoral arch of certain vertebrates.

**Precordia** (*pre-kor'-de-ah*) [*præ*, before; *cor*, the heart: either sing., nom., fem., or pl. of *Precordium*]. A name applied to the diaphragm, the thoracic viscera, or the epigastric region, but often more especially to the area of the chest overlying the heart.

**Precordial** (*pre-kor'-de-al*) [*præ*, before; *cor*, heart]. Situated, or occurring, in the region of the precordia.

**Precordialgia** (*pre-kor-de-al'-je-ah*) [*præ*, before; *cor*, heart; *ἄλγος*, pain]. Pain in the precordial region.

**Precordium** (*pre-kor'-de-um*). Synonym of *Precordia*.

**Precorneal** (*pre-kor'-ne-al*) [*præ*, before; *corneus*, horny]. Situated on the front of the cornea of the eye.

**Precornu** (*pre-kor'-nu*) [*præ*, before; *cornu*, a horn]. The anterior cornu of the lateral ventricle of the brain.

**Precribrum** (*pre-krib'-rum*) [*præ*, before; *cribrum*, sieve]. The anterior perforated space of the brain.

**Precuneal** (*pre-ku'-ne-al*) [*præ*, before; *cuneus*, wedge]. Situated in front of the cuneus; specifically, pertaining to the precuneus.

**Precuneus** (*pre-ku'-ne-us*) [*præ*, before; *cuneus*, wedge]. The quadrate lobule of the parietal lobe situated cephalad of the cuneus of the occipital lobe.

**Precurrent** (*pre-kur'-ent*) [*præ*, before; *currere*, to run]. In biology, extending cephalad; antrorse.

**Precursor** (*pre-kur'-sor*) [*præ*, before; *currere*, to run]. A forerunner; a premonitory sign.

**Precursory** (*pre-kur'-sor-e*). Synonym of *Premonitory*.

**Predacean** (*pre-da'-se-an*) [*prædax*, given to preying]. In biology, a carnivorous or predaceous animal.

**Predelineation** (*pre-de-lin-e-a'-shun*). Synonym of *Preformation*.

**Predeutary** (*pre-den'-ta-re*) [*præ*, before; *dens*, tooth]. In biology, a portion of the jaw-bone of certain reptiles.

**Predialstolic** (*pre-di-as-tol'-ik*) [*præ*, before; *διαστολή*, diastole]. Occurring before the diastole of the heart.

**Predicrotic** (*pre-di-krot'-ik*) [*præ*, before; *δύκροτος*, double beating]. Preceding the dicrotic. **P. Wave**, the primary wave in the dicrotic curve of a sphygmogram.

**Predigastric** (*pre-di-gas'-trik*) [*præ*, before; *digastric*]. Pertaining to the predigastricus.

**Predigastricus** (*pre-di-gas'-trik-us*) [*præ*, before; *digastric*]. The anterior belly of the digastric muscle.

**Predigested** (*pre-di-jes'-ted*) [*præ*, before; *digerere*, to digest]. Partly digested by artificial means before being taken into the stomach. **P. Foods**, foods that have been prepared by a process of artificial digestion through the agency of various ferments.

**Predigestion** (*pre-di-jes'-chun*) [*præ*, before, *digerere*, to digest]. Previous digestion.

**Predilator** (*pre-dil-at'-tor*) [*præ*, before; *dilator*, a dilator]. The anterior dilator muscle of the nostril.

**Predisponent** (*pre-dis-pol'-nent*). Synonym of *Predisposing*.

**Predisposing** (*pre-dis-pol'-zing*) [*præ*, before; *disponere*, to dispose]. A peculiar condition of the system that renders it liable to attack, under a slight exciting cause; making susceptible.

**Predisposition** (*pre-dis-po-zish'-un*) [*præ*, before; *disponere*, to dispose]. That condition of the body in which causes that leave other persons unaffected call forth an attack of disease in individuals predisposed. Predisposition may be inherited or acquired. The term at the present time refers especially to susceptibility to infectious diseases, and implies a peculiar condition of the bodily juices or cells, in which these are unable to repel the invasion of pathogenic micro-organisms.

**Predormition** (*pre-dor-mish'-un*) [*præ*, before; *dormition*]. Applied to the stage of unconsciousness immediately preceding actual sleep.

**Predorsal** (*pre-dor'-sal*) [*præ*, before; *dorsum*, back]. Situated in front of the dorsum or back.

**Preëfficients** (*pre-ef-fish'-entz*) [*præ*, before; *efficiens* effecting]. In biology, Galton's term for the sum total of predisposing causes, or factors, in the consideration of any given phenomenon.

**Pre-esophageal, Præesophageal** (*pre-e-so-faj'-e-al*) [*præ*, before; *οισοφάγος*, esophagus]. In biology, placed in front of the gullet or anterior to the esophageal ring of an invertebrate.

**Prefloration** (*pre-flor'-al-shun*) [*præ*, before; *florare*, to blossom]. See *Estivation*.

**Prefoliation** (*pre-fol'-e-a'-shun*) [*præ*, before; *foliare*, to put forth leaves]. See *Vernation*.

**Prefontanel** (*pre-fon-tan-ell'*) [*præ*, before; *fontana*, a little fountain]. The anterior fontanel.

**Preforceps** (*pre-for'-seps*) [*præ*, before; *forceps*, forceps]. Those hooked or curved anterior fibers of the callosus that reach cephalad into the frontal lobe.

**Preform** (*pre-form'*) [*præ*, before; *formare*, to shape, fashion]. In biology, the antecedent determination of a form or shape.

**Preformation** (*pre-for-ma'-shun*) [*præ*, before; *formare*, to form]. A previous formation. **P., Theory of**, a theory prevalent at one time, according to which the germs of all individuals of a species were contained in the first individual of that species created; that, *e. g.*, Eve held in her ovary the germs of all human beings, one encased within the other. Those who espoused this theory of *female encasement* were known as *Ovulists*. An opposing school taught that the spermatozoön was the essential element in reproduction; that the ovum simply offered a favorable soil for its development, and that in the spermatozoön of Adam all mankind had been preformed. The adhe-

rents of the theory of the *encasement of the male* were styled *Animalculists*. See *Encasement*.

**Prefrontal** (*pre-frun'-tal*) [*præ*, before; *frons*, forehead]. In biology: (a) the fore part of the frontal region; (b) one of the anterior cranial bones of certain vertebrates.

**Pregeminal** (*pre-jem'-in-al*) [*præ*, before; *geminus*, twin]. Relating to the anterior pair of the corpora quadrigemina.

**Pregeminum** (*pre-jem'-in-un*) [*præ*, before; *geminus*, twin]. The anterior pair of the corpora quadrigemina, considered as forming together a single organ.

**Pregeniculatum** (*pre-jen-ik-u-la'-tum*) [*præ*, before; *geniculatum*, geniculate]. Same as *Pregeniculum*.

**Pregeniculum** (*pre-jen-ik'-u-lum*). The external geniculate body, on the outer side of the corpora quadrigemina and under the back part of the optic thalamus. It is characterized by the regular alternation of deeply gray and white lamina. The nerve-cells in the gray substance are large, multipolar, and pigmented.

**Pregnital** (*pre-jen'-it-al*) [*præ*, before; *genitalis*, belonging to generation]. In biology, located in front of the external genital organs.

**Preglenoid** (*pre-gle'-noid*) [*præ*, before; *γλήνη*, pit; *είδος*, like]. Situated in front of the glenoid fossa.

**Preglobin** (*pre-glo'-bin*) [*præ*, before; *globus*, a globe]. An albuminoid derivable from cytoglobin by the influence of dilute acids. It differs from other albuminoids in being insoluble in an excess of acetic acid.

**Preglobulin** (*pre-glob'-u-lin*) [*præ*, before; *globulus*, a little ball]. An albuminous body present in small amount in cells, insoluble in water, soluble in a ten per cent. sodium chlorid solution and a dilute alkaline solution. It slightly inhibits coagulation.

**Pregnancy** (*preg'-nan-se*) [*pregnans*, with child].

The state of the female corresponding to the presence within her body of the product of conception; the period from conception to delivery. If delivery is protracted far beyond the normal time and the ovum is dead, the condition of pregnancy cannot be said to exist. The normal duration of pregnancy in woman is 280 days, or ten lunar months of twenty-eight days each, or nine calendar months. Various methods have been devised to estimate the probable termination of pregnancy, one of which, Ely's Table, is here introduced. The period of gestation varies in different animals, as shown in the following table:—

#### PERIOD OF GESTATION OR INCUBATION (Schenk).

	Days.		Weeks.
Coluber, . . . . .	12	Badger, }	10
Hen, }		Wolf, . . . . .	10
Duck, }	21	Lion, . . . . .	14
Goose, . . . . .	29	Pig, . . . . .	17
Stork, . . . . .	42	Sheep, . . . . .	21
Cassowary, . . . . .	65	Goat, . . . . .	22
Mouse, . . . . .	24	Roe, . . . . .	24
Rabbit, }		Bear, . . . . .	39
Hare, }	32	Small apes, }	36-40
		Deer, . . . . .	36-40
		Woman, . . . . .	40
	Weeks.		Months.
Rat, . . . . .	5		
Guinea-pig, . . . . .	7	Horse, }	11
Cat, }		Camel, . . . . .	18
Marten, }	8	Rhinoceros, . . . . .	18
Dog, }		Elephant, . . . . .	24
Fox, }	9		
Foumart, }			

**P., Abdominal**, the lodgment of the developing ovum in the abdominal or peritoneal cavity; it is *primary*, if the fertilization take place in the cavity, and *secondary*, if the embryo or ovum break through the enclosing walls of a tube or uterine cornu into the peritoneal cavity. **P., Cervical**:



## ELY'S TABLE OF THE DURATION OF PREGNANCY.

EXPLANATION.—Find in the upper horizontal row the date of last menstruation; the figure beneath will show the expiration of 280 days or ten months of 28 days each.

	1	2	3	4	5	6	7	8	9	10	11	12	13	14	15	16	17	18	19	20	21	22	23	24	25	26	27	28	29	30	31	
January, . . . . .	8	9	10	11	12	13	14	15	16	17	18	19	20	21	22	23	24	25	26	27	28	29	30	31	1	2	3	4	5	6	7	November.
February, . . . . .	1	2	3	4	5	6	7	8	9	10	11	12	13	14	15	16	17	18	19	20	21	22	23	24	25	26	27	28	29	30	1	December.
March, . . . . .	1	2	3	4	5	6	7	8	9	10	11	12	13	14	15	16	17	18	19	20	21	22	23	24	25	26	27	28	29	30	31	January.
April, . . . . .	1	2	3	4	5	6	7	8	9	10	11	12	13	14	15	16	17	18	19	20	21	22	23	24	25	26	27	28	29	30	31	February.
May, . . . . .	1	2	3	4	5	6	7	8	9	10	11	12	13	14	15	16	17	18	19	20	21	22	23	24	25	26	27	28	29	30	31	March.
June, . . . . .	1	2	3	4	5	6	7	8	9	10	11	12	13	14	15	16	17	18	19	20	21	22	23	24	25	26	27	28	29	30	31	April.
July, . . . . .	1	2	3	4	5	6	7	8	9	10	11	12	13	14	15	16	17	18	19	20	21	22	23	24	25	26	27	28	29	30	31	May.
August, . . . . .	1	2	3	4	5	6	7	8	9	10	11	12	13	14	15	16	17	18	19	20	21	22	23	24	25	26	27	28	29	30	31	June.
September, . . . . .	1	2	3	4	5	6	7	8	9	10	11	12	13	14	15	16	17	18	19	20	21	22	23	24	25	26	27	28	29	30	31	July.
October, . . . . .	1	2	3	4	5	6	7	8	9	10	11	12	13	14	15	16	17	18	19	20	21	22	23	24	25	26	27	28	29	30	31	August.
November, . . . . .	1	2	3	4	5	6	7	8	9	10	11	12	13	14	15	16	17	18	19	20	21	22	23	24	25	26	27	28	29	30	31	September.
December, . . . . .	1	2	3	4	5	6	7	8	9	10	11	12	13	14	15	16	17	18	19	20	21	22	23	24	25	26	27	28	29	30	31	October.

*primitive*, a variety of ectopic gestation wherein the ovum is arrested and developed in the cervical canal; *secondary*, in early abortion the ovum expelled from the uterine cavity, remains in the cervical cavity. **P., Cornual**, pregnancy in one of the horns of a two-horned uterus. **P., Extra-uterine**, *ectopic gestation*; the development of the ovum outside of the cavity of the uterus. It is due to any condition that will prevent the entrance of the ovum into the uterus, as, for instance, inflammation of the Fallopian tubes. Pregnancy may take place within the tube, in the ovary, in the part of the tube that traverses the uterine wall, or in the abdominal cavity. **P., False**, any condition in the abdomen that simulates pregnancy. **P., Fatty**, false pregnancy due to the presence of a large quantity of fat in the abdominal walls. **P., Feigned**, pregnancy simulated by malingerers. **P., Gemellary**, twin pregnancy. **P., Hysterical**, a very deceptive condition of certain hysterical females which simulates pregnancy. There is abdominal enlargement, generally from tympanites, cessation of menstruation, and other symptoms of pregnancy; movements of the intestines may counterfeit fetal movements. The tympany of the abdomen and the modifications of the signs usually produced by anesthetization are important in the diagnosis. **P., Interstitial**, a variety of extra-uterine and tubal pregnancy, the ovum developing in that portion of the oviduct that passes through the wall of the uterus. **P., Molar**, pregnancy in which the ovum is converted into a mole. **P., Multiple**, that form of pregnancy in which the uterus contains two or more fetuses. **P., Mural**, pregnancy in the uterine wall; it is classed as one variety of extra-uterine pregnancy. **P., Nervous**. Synonym of *P., Hysterical*. **P., Ovarian**, the fecundation and growth of the ovum taking place within the ovisac. **P., Phantom**. Synonym of *P., Hysterical*. **P., Plural**, the development of more than one fetus at one time. **P., Precocious**, pregnancy at an early age, sometimes before the establishment of menstruation. **P., Signs of**. See *Hegar's, Braxton Hicks and Jorissen's in Signs and Symptoms, Table of*. **P., Signs or Tests of**, those clinical manifestations by which the existence of pregnancy may be demonstrated. There are three so-called absolute signs of pregnancy: Ballottement, fetal movements, and the fetal heart-sounds. Hegar's sign and Braxton Hicks' sign are also valuable. Beccaria's sign of pregnancy is an intense pulsating pain in the occipital region. **P., Single or Simple**, the normal development of a single fetus. **P., Spurious**. Synonym of *P., False*. **P., Tubal**, development of the ovum in the oviduct. **P., Tubo-abdominal**, the ovum is developed in the ampulla and extends into the abdominal cavity. **P., Tubo-ovarian**, the ovum is attached to the oviduct and ovary. **P., Tubo-uterine**. Same as *P., Interstitial*. **P., Twin**, the presence of two fetuses in the uterus. **P., Unconscious**, pregnancy, of the existence of which the woman has not become aware.

**Pregnant** (*preg'-nant*) [*prægnans*]. With child; gravid.

**Prehallux** (*pre-hall'-uks*) [*præ*, before; *hallex* or *allex*, the great toe: gen., *Prehallucis*; *pl., Prehalluces*]. In biology, the tibial sesamoid bone found in mammals having complete digits. A rudimentary structure corresponding to the prepollux is seen in the human embryo of the second month. Cf. *Prepollux* and *Postminimus*.

**Prehalter** (*pre-hawl'-ter*) [*præ*, before; *halter*, leaping weights: *pl., Prehalteres*]. In biology, a membran-

- ous scale in front of the balancer or halter of dipterous insects.
- Prehemiplegic** (*pre-hem-ip-le'-jik*) [*præ*, before; *ἡμι*, half; *πληγή*, stroke]. Occurring before an attack of hemiplegia. **P. Chorea**, choreiform movements of a limb, preceding its paralysis. **P. Pain**, painful sensations in a limb which subsequently becomes paralyzed.
- Prehensile** (*pre-hen'-sil*) [*prehendere*, to lay hold of]. In biology, adapted for grasping or holding.
- Prehension** (*pre-hen'-shun*) [*prehendere*, to seize]. The act of taking hold or seizing.
- Prehensorium** (*pre-hen-so'-re-um*) [*prehendere*, to lay hold of, seize]. In biology, a structure adapted for grasping; specifically applied to the hind legs of certain spiders.
- Prehensory** (*pre-hen'-so-re*). Same as *Prehensile*.
- Prehnitic Acid** (*pre-nit'-ik*). See *Acid*.
- Prehnitol** (*pre-nit'-ol*),  $C_{10}H_{14}$ . A hydrocarbon, produced by warming durenne with concentrated  $H_2SO_4$ . It is a liquid boiling at  $204^\circ C$ .
- Prehypophysis** (*pre-hi-poff'-is-is*) [*præ*, before; *ὑπόφωσις*, hypophysis]. The anterior and larger portion of the hypophysis, derived from the enteron.
- Pre-insula** (*pre-in'-su-lah*) [*præ*, before; *insula*, insula]. The cephalic region of the insula.
- Prelacrymal** (*pre-lak'-rim-al*) [*præ*, before; *lacryma*, tear]. Situated in front of the lacrymal bone.
- Prelum** (*pre'-lum*) [L.]. Press. **P. abdominale**, the squeezing of the abdominal viscera between the diaphragm and the rigid abdominal wall, as in the processes of defecation, micturition, and parturition. **P. arteriole**. Synonym of *Tourniquet*.
- Prelumbar** (*pre-lum'-bar*) [*præ*, before; *lumbus*, loin]. Anterior to the lumbar vertebrae or the loins.
- Premandibular** (*pre-man-dib'-u-lar*) [*præ*, before; *mandibula*, mandible]. See *Prementary*.
- Premaniacal** (*pre-ma-ni'-ak-al*) [*præ*, before; *μανία*, mania]. Previous to insanity, or to an attack of mania.
- Premature** (*pre-mat'-ūr'*) [*præ*, before; *maturare*, to ripen]. Occurring before the proper time. **P. Labor**. See *Labor*. **P. Respiration**, respiration taking place before complete birth of the fetus.
- Premaxilla** (*pre-maks-il'-ah*) [*præ*, before; *maxilla*, jaw]. The intermaxillary bone.
- Premaxillary** (*pre-maks-il-a-re*). See *Intermaxillary*.
- Premenstrual** (*pre-men'-stru-al*) [*præ*, before; *menstrua*, menstrua]. Preceding menstruation.
- Premolar** (*pre-mol'-lar*) [*præ*, before; *mola*, millstone]. 1. Situated in front of the molar teeth. 2. One of the two anterior permanent molars. A term applied to the bicuspid (*bicuspidati*, two spear-points) of a horse, from the two eminences on their crowns.
- Premonitory** (*pre-mon'-it-or-e*) [*præ*, before; *monere*, to warn]. Indicating the approach of an event or the oncoming of a disease.
- Premorse** (*pre-mors'*) [*præ*, before; *mordere*, to bite]. In biology, irregularly truncate, as if bitten off.
- Prenarial** (*pre-na'-re-al*) [*præ*, before; *naris*, nostril]. Pertaining to the prenares.
- Prenaris** (*pre-na'-ris*) [*præ*, before; *naris*, nostril]. The anterior naris.
- Prenasal** (*pre-na'-zal*) [*præ*, before; *nasus*, nose]. In front of the nose or nasal passages.
- Prenatal** (*pre-na'-tl*) [*præ*, before; *nasci*, to be born]. Existing previous to birth.
- Prenomen, Prænomen** (*pre-no'-men*) [*præ*, before; *nomen*, name: *pl.*, *Prenomina*, *Prænomina*]. In biology, the first, or generic, portion of an onym in binominal or polynominal nomenclature.
- Pre-occipital** (*pre-ok-sip'-it-al*) [*præ*, before; *occiput*, occiput]. Situated anterior to the occipital region. **P.**
- Fissure**, a fissure on the ventral, lateral surface of the cerebrum separating the occipital and sphenotemporal lobes.
- Preoccupation** (*pre-ok-u-pal'-shun*) [*præ*, before; *occupare*, to occupy]. The condition of being so engrossed in one's own thoughts as not to answer or hear when accosted; a symptom of melancholia.
- Preocular** (*pre-ok'-ular*) [*præ*, before; *oculus*, eye]. In biology, placed in front of the eye; as the *pre-ocular antennæ* of certain insects.
- Preomosternal** (*pre-o-mo-ster'-nal*) [*præ*, before; *ὤμος*, shoulder; *στέρνον*, sternum]. Pertaining to the preomosternum.
- Preomosternum** (*pre-o-mo-ster'-num*) [*præ*, before; *ὤμος*, shoulder; *στέρνον*, sternum]. An anterior omosternum.
- Preopercle** (*pre-o-per'-kl*). Same as *Preoperculum*.
- Preoperculum, Præoperculum** (*pre-o-per'-ku-lum*) [*præ*, before; *operculum*, a lid: *pl.*, *Preopercula*]. In biology: (a) the fore-lid, or operculum, of a moss-capsule; (b) one of the opercular bones of a fish; (c) the frontal operculum of the brain, between the pre-sylvian and subsylvian fissures.
- Preoptic** (*pre-op'-tik*) [*præ*, before; *ὀπτικός*, from *ὀπᾶν*, to see]. Preeminal; anterior to the optic lobes.
- Preopticus** (*pre-op'-tik-us*) [*præ*, before; *ὄψ*, sight]. The anterior pair of the quadrigeminal bodies.
- Preoral** (*pre-ol'-ral*) [*præ*, before; *os*, *oris*, mouth]. Situated in front of the mouth; prebuccal. **P. Segments**, in biology, certain hypothetic, primitive rings in articulated animals, supposed to be cephalad of those bearing the mouth-organs, and to be folded back, thus forming the top of the head.
- Preosseous** (*pre-os'-e-us*) [*præ*, before; *os*, a bone]. Preceding the formation of bone. Applied to a transparent substance having the chemic characters of ossein, with cavities containing osteoblasts, from which the bone is formed.
- Prepalatal** (*pre-pal'-at-al*) [*præ*, before; *palatum*, palate]. Situated in front, or in the anterior part, of the palate.
- Prepalatine** (*pre-pal'-at-in*) [*præ*, before; *palatum*, palate]. Synonym of *Prepalatal*. Also, as a plural noun, the maxillary processes of the palate bone.
- Preparation** (*prep-ar-a'-shun*) [*præparare*, to make ready]. Anything made ready. In anatomy, any part of the body prepared or preserved for illustrative or other uses. In pharmacy, any compound or mixture made after a formula.
- Prepared** (*pre-pård'*) [*præparare*, to make ready]. Made ready. **P. Cover-glass**, in bacteriology, a thin glass cover upon which a delicate film of the substance to be examined has been spread, and after having dried, has been fixed by passing the cover-glass thrice through the flame of a spirit-lamp or Bunsen-burner. The cover-glass is now ready to be stained.
- Preparoccipital** (*pre-par-ok-sip'-it-al*) [*præ*, before; *παρά*, beside; *occiput*, the occipital bone]. Lying anteriorly in the paroccipital gyre of the brain, as a certain fissure.
- Prepatellar** (*pre-pat'-el'-ar*) [*præ*, before; *patella*, patella]. Situated in front of the patella, as a bursa.
- Prepeduncle** (*pre-pe'-dung-kl*) [*præ*, before; *pedunculus*, peduncle]. The anterior of the cerebellar peduncles extending to the mesencephal.
- Prepeduncular** (*pre-pe'-dung'-ku-lar*) [*præ*, before; *pedunculus*, peduncle]. Pertaining to the prepedunculus.
- Prepedunculate** (*pre-pe-dung'-ku-lāt*) [*præ*, before; *pedunculus*, peduncle]. Same as *Prepeduncular*.
- Prepedunculus** (*pre-pe-dung'-ku-lus*) [*præ*, before; *pedunculus*, peduncle]. See *Prepeduncle*.



- Prepelvisternal** (*pre-pel-vis-ter'-nal*) [*præ*, before; *pelvis*, pelvis; *στέρνον*, sternum]. Pertaining to the prepelvisternum.
- Prepelvisternum** (*pre-pel-vis-ter'-num*) [*præ*, before; *pelvis*, pelvis; *στέρνον*, sternum]. An anterior prelvisternum.
- Preperforatus** (*pre-per-for-a'-tus*) [*præ*, before; *perforare*, to perforate]. The anterior perforated space.
- Prephthisis, Præphthisis** (*pre-ti'-sis, pre-te'-sis*) [*præ*, before; *φθίσις*, phthisis]. The pretuberculous state. The predisposition to tuberculosis.
- Prepigmental** (*pre-pig-men'-tal*) [*præ*, before; *pigmentum*, a pigment]. Situated within the pigmented layer of the eye.
- Prepituitary** (*pre-pit-u'-it-a-re*) [*præ*, before; *pituita*, phlegm]. Situated in front of the pituitary body.
- Preplacental** (*pre-plas-en'-tal*) [*præ*, before; *πλάκων*, *placenta*, placenta]. Previous to the formation of the placenta.
- Prepollex** (*pre-poll'-eks*) [*præ*, before; *pollex*, the thumb: gen., *Prepollicis*: pl., *Prepollices*]. In biology, the radial sesamoid bone of such mammals as have five complete digits. Occasionally, as in *Pedetes caffer*, the so-called prepollex consists of two bones, of which the distal one bears a distinct nail-like horny covering. Cf. *Prehallux*, *Postminimus*.
- Prepontile** (*pre-pon'-til*) [*præ*, before; *pons*, a bridge]. Situated in front of the pons varolii.
- Prepotency** (*pre-po'-ten-se*) [*præ*, before; *posse*, to be powerful]. In biology, dominant "force of heredity." The power that one parent may have of impressing his or her own character upon the offspring, the peculiar characters of the other parent being less obviously transmitted. P., Individual, a phenomenon, recognized by breeders of plants and animals, in which it seems that a marked tendency occasionally exists in certain individuals to transmit their special, individual characters to the majority of the offspring. Among plants, Vilmorin distinguishes as "*bons etalons*" individuals that possess the capacity of transmitting their own characters to their offspring in a great degree. One of the best known examples among animals is that of the "otter sheep." P., Racial, a particularly marked power of transmission in a given race in contrast to other races; this power is more marked in the pouter pigeon than in the fantail, so that when these two races are crossed, the characters of the pouter predominate in the offspring.
- Prepubic** (*pre-pu'-bik*) [*præ*, before; *pubis*, pubis]. In biology, placed in front or in the fore part of the pubis.
- Prepubis** (*pre-pu'-bis*) [*præ*, before; *pubis*, pubis: pl., *Prepubes*]. In biology, the pubis of a bird; the preacetabular part of the pubic bone.
- Prepuce** (*pre'-pūs*) [*præputium*, prepuce]. The foreskin of the penis. It is lined with mucosa. P. of the Clitoris, the superior folds of the nymphæ surrounding the glans clitoris.
- Preputial** (*pre-pu'-she-al*) [*præputium*, prepuce]. Pertaining to the prepuce.
- Preputium** (*pre-pu'-she-um*). See *Prepuce*.
- Prepyloric** (*pre-pi-lor'-ik*) [*præ*, before; *pylorus*, the distal orifice of the stomach]. Placed in front of the pylorus.
- Prepyramid** (*pre-per'-an-id*) [*præ*, before; *pyramis*, pyramid]. One of the anterior (ventral) pyramids of the oblongata.
- Preramus** (*pre-ra'-mus*) [*præ*, before; *ramus*, branch]. The vertical (anterior or cephalic) branch of the stem of the arbor of the cerebellum.
- Prerectal** (*pre-rek'-tal*) [*præ*, before; *rectum*, rectum]. Situated in front of the rectum.
- Prerenal** (*pre-re'-nal*) [*præ*, before; *ren*, kidney]. Situated in front of the kidney.
- Preretina** (*pre-ret'-in-ah*) [*præ*, before; *retina*, retina]. The thin lamina which represents the retina on that part of the inner surface of the chamber of the eye which lies anterior to the ora.
- Preretinal** (*pre-ret'-in-al*) [*præ*, before; *retina*, retina]. Pertaining to the preretina.
- Prerima** (*pre-ri'-mah*) [*præ*, before; *rima*, a fissure]. An extension of the rima cephalad from the porta, as in certain fishes.
- Prerimal** (*pre-ri'-mal*) [*præ*, before; *rima*, cleft]. Pertaining to the prerima.
- Presacral** (*pre-sa'-kral*) [*præ*, before; *sacrum*, sacrum]. Situated in front of the sacrum.
- Presbyacoustic** (*pres-be - ak - oo'-stik*) [*πρέσβυς*, old; *ἀκούειν*, to hear]. Pertaining to the loss of acoustic acuity in old age, half an octave in range being lost from the maximum to the beginning of old age, the loss continuing during the period of old age.
- Presbycusis, Presbykousis** (*pres-be-koo'-sis*) [*πρέσβυς*, old; *ἀκούειν*, to hear]. The lessening of the acuteness of hearing that occurs in old age.
- Presbyonosis** (*pres-be-on'-o-sus*) [*πρέσβυς*, old; *νόσος*, disease]. Any disease peculiar to old age.
- Presbyope** (*pres-be-ōp*) [*πρέσβυς*, old; *ὤψ*, eye]. One who is presbyopic.
- Presbyophrenia** (*pres-be-o-fren'-e-ah*) [*πρέσβυς*, old; *φρήν*, mind]. Senile dementia.
- Presbyopia** (*pres-be - o' - pe - ah*) [*πρέσβυς*, old; *ὤψ*, eye]. "Old sight"; the condition reached at about 45-50 years of age, in which from growing inelasticity of the crystalline lens of the eye (failure of accommodation) the near-point of distinct vision is removed to an inconvenient distance from the eye, with consequent diminution in size of the retinal image.
- Presbyopic** (*pres-be-op'-ik*) [*πρέσβυς*, old; *ὤψ*, eye]. Affected with presbyopia.
- Presbyopy** (*pres'-be-o-pe*). Same as *Presbyopia*.
- Presbyosphacelus** (*pres-be-o - sfas'-el-us*) [*πρέσβυς*, old; *σφάκελος*, gangrene]. Senile gangrene.
- Presbytia** (*pres-bish'-e-ah*). Synonym of *Presbyopia*.
- Prescapula** (*pre-skap'-u-lah*) [*præ*, before; *scapula*, scapula]. The part of the scapula anterior or cephalad to its spine or median axis.
- Prescapular** (*pre-skap'-u-lar*) [*præ*, before; *scapula*, shoulder-blade]. 1. Situated in front of the scapula. 2. Pertaining to the prescapula.
- Prescapularis** (*pre-skap-u-lar'-ris*) [*præ*, before; *scapula*, scapula]. The supraspinatus muscle.
- Prescription** (*pre-skrip'-shun*) [*præ*, before; *scribere*, to write]. A formula written by the physician to the dispenser of medicines, designating the substances to be employed in a mixture or preparation. P.-blank, a square or rectangular slip of paper, usually bearing the physician's name, residence, and office hours, and the symbol R, and upon which the prescription is written. P.-book, a book in which prescriptions are pasted for future reference. P.-file, a contrivance for holding prescriptions. P.-glass: (1), a graduated glass vessel for administering medicines; (2), a spectacle glass made according to an oculist's prescription.
- Prescutal** (*pre-sku'-tal*) [*præ*, before; *scutum*, a shield]. Pertaining to the prescutum.
- Prescutum, Præscutum**. See *Præscutum*.
- Presemilunar** (*pre-sem-il-u'-nar*) [*præ*, before; *semilunar*]. Anterior to the semilunar lobe of the cerebellum, as the presemilunar lobe.
- Preseminal** (*pre-sem'-in-al*) [*præ*, before; *semen*, seed]. Prior to insemination.
- Presentation** (*pre-zen'-tal-shun*) [*præsentare*, to place before]. In obstetrics, that part of the fetal body

which presents itself to the examining finger in the center of the plane of the superior strait of the maternal pelvis. **P., Abdominal**, presentation of the abdomen. **P., Arm**, prolapse of the arm, usually associated with shoulder-presentation. **P., Breast**, presentation of the anterior aspect of the child's chest. **P., Breech**, presentation of the pelvic extremity of the fetal ellipse. **P., Brow**, presentation of the brow. **P., Cephalic**, presentation of any part of the head. **P., Cheek**, presentation of the cheek. **P., Chin**, presentation of the chin. **P., Coccygeal**, breech-presentation. **P., Complete Foot**, presentation of both feet. **P., Complicated**. Synonym of *P., Compound*. **P., Compound**, the presentation of two or more parts at the same time, as the head and hand, etc. **P., Ear**, presentation of the ear. **P., Face**, presentation of the face. **P., Foot**. **P., Footling**, presentation of one or both feet. **P., Frontal**. Synonym of *P., Face*. **P., Funis**, presentation of the umbilical cord. **P., Head**, presentation of any part of the head. The vertex-presentation is most common. **P., Incomplete Foot**, presentation of one foot. **P., Knee**, presentation of one or both knees. **P., Longitudinal**, the presentation of either the cephalic or the pelvic extremity of the fetal ellipse. **P., Mouth**, presentation of the mouth. **P., Neck**, presentation of the neck. **P., Occipital**, presentation of the occiput. **P., Occipito-anterior**, a vertex-presentation in which the occiput is anterior. **P., Occipito-lateral**, presentation of the vertex, with the occiput directed toward one or the other side of the pelvis. **P., Occipito-posterior**, a vertex-presentation in which the occiput is directed toward the back of the mother's pelvis. **P., Occipito-sacral**, one in which the occiput has rotated into the hollow of the sacrum. **P., Pelvic**, presentation of the pelvic extremity of the fetal ellipse, including breech, foot, and knee presentations. **P., Placental**, placenta previa. **P., Polar**. Synonym of *P., Longitudinal*. **P., Preternatural**, a transverse position of the fetus. **P., Primary**, a presentation that has existed from before the beginning of labor. **P., Secondary**, a presentation that is developed while labor is in progress. **P., Shoulder**, presentation of the shoulder. **P., Side**, presentation of the side of the trunk. **P., Transverse**, one in which the axis of the fetus lies transversely. **P., Vertex**. See *Presentation*.

**Preservative** (*pre-ser'-va-tiv*) [*præservare*, to preserve]. Tending to keep from decay. **P. Fluid** (for section-cuttings of specimens). Many are used. Hamilton recommends equal parts of glycerin and water with about eight minims of carbolic acid to the ounce. One of the best is 80% alcohol. See *Stains, Table of*.

**Presis** (*pre'-sis*) [*πρίσθην*, to burn]. Inflammation; tumor.

**Presphenoid** (*pre-sfe'-noid*) [*præ*, before; *σφήν*, wedge; *εἶδος*, like]. In human anatomy the anterior part of the body of the sphenoid bone, with its lesser wings. In some of the lower animals it is a separate bone.

**Presphygmie** (*pre-sfig'-mik*) [*præ*, before; *σφυγμός*, pulse]. Pertaining to the period preceding the pulse-wave.

**Prespinal** (*pre-spi'-nal*) [*præ*, before; *spina*, spine]. In anatomy, ventrad of the spine.

**Presse-artère** (*pres'-ar-tār*) [Fr.]. An instrument for the compression or temporary occlusion of an artery.

**Pressing** (*pres'-ing*) [ME., *pressen*, to press]. A passive Swedish movement of great service in the treatment of nervous affections.

**Pressions** (*presk'-unz*) [ME., *pressen*, to press]. In massage, exercises in pressing and squeezing the tis-

suës, either by the ends of the fingers, by the whole hand, or by means of the roulet.

**Pressor** (*pres'-or*) [*premere*, to press]. Stimulating. **P. Fibers**, nerve-fibers, stimulation of which excites the vaso-motor centers, and consequently increases the arterial tension. Others reflexly diminishing the excitability of these centers are called **Depressor Fibers**.

**Pressure** (*presk'-ur*) [*premere*, to press]. Force, weight, or tension. In massage, a proceeding midway between kneading and percussion. It consists in making firm pressure with a small surface, as the tips of the fingers held stiffly, or the knuckles. It is used especially when it is desired to reach deep-seated nerve-trunks. **P., After**, the sense of pressure that remains for a brief period after the removal of an object from the surface of the body. **P., Arterial**, the tension of the blood within the arteries. **P., Atmospheric**, the pressure of the atmosphere; it equals about fifteen pounds to the square inch at sea-level. **P.-bandage**. See *Bandage*. **P., Blood**, the pressure of the blood against the walls of the vessels or of the heart. It is measured by means of the manometer. **P., Endocardial**, the pressure of the blood within the heart. **P. of Inspiration**, the pressure of the air in the respiratory organs during the act of inspiration. **P., Intra-abdominal**, the pressure exerted upon the parietes by the abdominal viscera. **P., Intra-cranial**, the pressure of the contents of the cranium upon its walls. **P., Intra-ocular**. See *Tension, Intraocular*. **P., Intra-thoracic**, the pressure of the intra-thoracic organs upon the walls of the chest. **P., Negative**, the force of suction; also absence of pressure. **P.-phosphenes**. See *Phosphenes*. **P.-Points** (or *Spots*), points of marked sensibility to pressure or weight, arranged like the temperature-spots, and showing a specific end-apparatus arranged in a punctuated manner and connected with the pressure-sense. **P.-sense**, the sense by which pressure upon the surface is appreciated. **P.-sore**. See *Bed-sore*. **P.-symptoms**: 1. Nervous symptoms due to pressure upon the brain or spinal cord. In general, if the pressure is light, the symptoms are those of irritation of the area pressed upon, manifesting themselves as spasmodic movements, tonicities of the muscles, pain, hyperesthesia, etc.; if the pressure is great, there results paralysis, motor or sensory or both, of the parts innervated by the areas pressed upon. 2. The symptoms produced by an aneurysm or a tumor, as of the pelvis, adjacent organs being impinged upon. **P.-tests**, tests made to ascertain the quality or acuteness of the pressure-sense. They may be made by using objects of the same form and size but of different weights. **P.-theory**, a theory that ascribes the formation of hernia to an overcoming of the resistance of the abdominal parietes at a weakened spot by the intra-abdominal pressure. **P., Venous**, the blood-pressure in the veins.

**Presternal** (*pre-ster'-nal*) [*præ*, before; *sternum*, the breast-bone]. In biology, of or pertaining to the presternum.

**Presternalis** (*pre-ster-na'-lis*) [*præ*, before; *sternum*, sternum]. A muscle passing along one or both sides of the sternum, from above downward to the fourth or fifth rib, or lower.

**Presternum** (*pre-ster'-num*) [*præ*, before; *sternum*, the breast-bone]. In biology, the manubrium or cephalic segment of the sternum.

**Prestomial** (*pre-sto'-me-al*) [*præ*, before; *στόμα*, mouth]. Extending beyond or in front of the mouth.

**Prestomium** (*pre-sto'-me-um*) [*præ*, before; *στόμα*, mouth]. In biology, a distinct cephalic segment of the higher polychetous worms.



**Preston Smelling-salts.** See *English Smelling-salts*.  
**Presylvian** (*pre-sil'-ve-an*) [*præ*, before; *Sylvius*, an anatomist]. Cephalad of the fissure of Sylvius.

**Presymphysial** (*pre-sim-fiz'-e-al*) [*præ*, before; *σῆμψις*, symphysis]. Situated in front of the symphysis menti.

**Presystole** (*pre-sis'-to-le*) [*præ*, before; *συστολή*, systole]. The period of the heart's pause preceding the systole.

**Presystolic** (*pre-sis-tol'-ik*) [*præ*, before; *συστολή*, systole]. Preceding the systole of the heart. **P. Murmur**, the murmur of mitral or tricuspid stenosis, which occurs just before the systole. **P. Thrill**, a thrill felt over the precordia during the pause of the heart, just before the systole. It is very commonly present in mitral stenosis.

**Pretibial** (*pre-tib'-e-al*) [*præ*, before; *tibia*, tibia]. Situated in front of the tibia.

**Pre tuberculous** (*pre-tu-ber'-ku-lus*) [*præ*, before; *tuberculum*, tubercle]. Preceding the development of tuberculosis.

**Pretympanic** (*pre-tim-pan'-ik*) [*præ*, before; *tympanum*, tympanum]. Situated in front of the tympanic region.

**Preventive** (*pre-ven'-tiv*) [*prevenire*, to anticipate, to prevent]. Warding off. **P. Medicine**, that branch of medical science that aims to prevent or ward off disease by properly directed hygiene, personal and public.

**Prevermis** (*pre-ver'-mis*) [*præ*, before; *vermis*, worm]. The superior vermiform process of the cerebellum.

**Prevertebral** (*pre-ver'-te-bral*) [*præ*, before; *vertebra*, vertebra]. Situated ventrad of a vertebra or the vertebral column.

**Prevesical** (*pre-ves'-ik-al*) [*præ*, before; *vesica*, bladder]. Situated in front of the bladder.

**Prezygapophysial** (*pre-zī-gap-off-iz'-e-al*) [*præ*, before; *ζυγόν*, yoke; *ἀπόφυσις*, process]. Pertaining to the prezygapophysis.

**Prezygapophysis** (*pre-zī-gap-off'-is-is*) [*præ*, before; *ζυγόν*, yoke; *ἀπόφυσις*, process]. An anterior or superior zygapophysis; a superior oblique, or articular process of a vertebra.

**Priapism** (*pri'-ap-izm*) [*πριαπισμός*]. 1. Persistent or frequently repeated erection of the penis. It is sometimes caused by injuries to the spinal cord; also by injuries to the penis and by vesical calculus. 2. The erection of the clitoris in the female, under the influence of venereal desire.

**Priapitis** (*pri-ap-i'-tis*). Synonym of *Phallitis*.

**Priapus** (*pri'-ap-us*) [*Πρίαπος*, the god of procreation]. Penis.

**Prickle** (*prik'-l*) [*prica*, a point]. In biology, a hardened, ridged, hair-like, epidermal outgrowth; a senile

which are mutually connected by means of delicate processes that bridge the intervening intercellular clefts and establish direct continuity between neighboring cells; when such elements are isolated, the delicate threads are broken and the disassociated cells appear as if beset with minute spines. (Piersol.) **P.-layer**, the lowest stratum of the epidermis, the stratum spinosum.

**Prickly** (*prik'-le*) [*prica*, a point]. In biology, covered with prickles. **P. Ash.** See *Xanthoxylum*. **P. Heat.** See *Miliaria*.

**Pride of China.** See *Azedarach*.

**Priestley's Matter.** A name formerly given to small algae found in stagnant water and even in closed vessels, which led Mayer (1827) and Kützing (1833) to assume that they were produced by spontaneous generation.

**Primæ viæ** (*pri'-me vi'-e*) [L., "the primary passages"]. The alimentary canal, the lacteals being "the secondary passages." Old.

**Primalia** (*pri-ma'-le-ah*) [*primus*, first]. A name given by Wilson and Cassin to a group of beings, including the simplest plants and animals, which propagate by cell-development. Comprised in these groups are the algae, lichens, fungi, infusorians, and sponges.

**Primary** (*pri'-ma-re*) [*primus*, first]. First in time or in importance. **P. Amputation**, one that is done before the development of inflammation, usually within the first twenty-four hours. **P. Body-cavity**, the space included between the somatopleure and the splanchnopleure. It is also known as the coelom. **P. Bubo**, a simple adenitis of an inguinal lymphatic gland, resulting from mechanical irritation. It is also known as *Bubon d'i embliée*. **P. Confusional Insanity**, a form of insanity in which there is confusion of ideas and marked incoherence of speech, without decided emotional disturbance. See *Insanity*. **P. Curable Dementia.** Synonym of *P. Dementia*. **P. Dementia**, a form of insanity coming on suddenly or gradually, in young adults, and characterized by an extreme degree of apathy, the patient lying motionless, absolutely listless, without wants and seemingly without perception of his surroundings. The condition resembles *melancholia attonita*, but there is no distinct emotional disturbance. **P. Growth**, the original growth or tumor from which secondary growths are derived. **P. Lesion**, the original lesion which forms the starting-point for secondary lesions. **P. Neural Tube**, the canal formed by the meeting of the medullary plates, *q. v.* **P. Sore**, the initial sclerosis or chancre of syphilis.

**Primates** (*pri-ma'-tēz*) [*primus*, first]. The highest order of mammals, including man, the apes, the monkeys, and the lemurs.

**Primigenial** (*pri-mij'-e'-ne-al*) [*primus*, first; *gignere*, to beget]. In biology, applied to organisms which are primitive or early types of their kind.

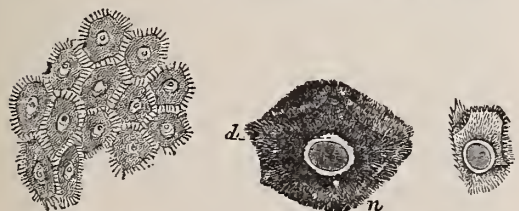
**Primigenious** (*pri-mij'-e'-ne-us*) [*primus*, first; *gignere*, to beget]. In biology, original.

**Primigenous** (*pri-mij'-en-us*). Same as *Primigenious*.

**Primigravida** (*pri-mig-rav'-id-ah*) [*primus*, first; *gravidus*, pregnant]. A woman in her first pregnancy.

**Primine** (*pri'-min*) [*primus*, first]. In biology, the ectal coat of the ovule, becoming the testa of the seed. On account of the ental coat being first formed, Mirbel and others have called it the primine. Cf. *secundine*.

**Primipara** (*pri-mip'-ar-ah*) [*primus*, first; *parere*, to bear; *pl.*, *Primiparae*]. A woman bearing or giving birth to her first child. See *Primigravida*.



PRICKLE-CELLS FROM THE DEEPER LAYERS OF THE EPIDERMIS OF THE PALM, SHOWING INTERCELLULAR BRIDGES AND CHANNELS. (From Stirling.)  
 PRICKLE-CELLS ISOLATED FROM THE HUMAN EPIDERMIS BY MEANS OF IODIZED SERUM.  
 n. Prickles; d. Space between nucleus and cell-body.  $\times 800$ . (From Stirling.)

spine. **P.-cells**, irregularly polyhedral cells, constituting the middle strata of the human epidermis,

**Primiparity** (*pri-mip-ar'-it-e*) [*primus*, first; *parere*, to bear]. The condition of being a primipara.

**Primiparous** (*pri-mip'-ar-us*) [*primus*, first; *parere*, to bear]. Bearing a child, or being in labor for the first time.

**Primisternate** (*pri-mis-ter'-nāt*) [*primus*, first; *stēpov*, sternum]. The manubrium of the sternum.

**Primitiæ** (*pri-mish'-e-e*) [*primus*, first]. The part of the liquor amnii discharged before the extrusion of the fetus at birth.

**Primitive** (*prim'-it-iv*) [*primus*, first]. First-formed; original. **P. Chorion**. See *Chorion*. **P. Groove**, the enlargement and deepening of the primitive streak. See *P. Streak*. **P. Streak**, a streak appearing at the end of the germinal disc, and indicating the first trace of the embryo. It represents, according to many, the concrescence of the lips of the blastopore. **P. Trace**. See *P. Streak*.

**Primordial** (*pri-mor'-de-al*) [*primordium*, origin, beginnings: *pl.*, *Primordia*]. In biology, existing in the beginning, first-formed, primitive, original, of the simplest character. **P. Cell**, a term applied to a cell of the simplest character, one which does not possess a cell-wall. **P. Cranium**, the membranous skull of the embryo. **P. Kidney**, the Wolffian body. **P. Ova**, cells lying among the germ-epithelium of the surface of the embryonic ovary. **P. Utricle**, a term applied to the outer layer of the protoplasm, which is somewhat denser than the rest, and is immediately applied to the cell-wall.

**Primordium** (*pri-mor'-de-um*) [*primus*, first; *ordiri*, to begin: *pl.*, *Primordia*]. In biology, any structure or organ in its earliest condition. Same as *Proton*.

**Primula** (*prim'-u-lah*) [*primulus*, dim. of *primus*, first]. Primrose, a genus of the *Primulaceæ*. **P. odorata**, **P. officinalis**, lady's-fingers, bedlom (or common) cowslip, is mildly diuretic. Unof.

**Primum movens** [L.]. The starting point of change; the site of the earliest lesion.

**Prince's Method of Resuscitation**. In suspended animation, especially from ether or chloroform narcosis, Prince recommends that the person be suspended by the flexed knees from the shoulders of the operator, and that in this hanging position he be carried about the room on a trot. Artificial respiration may be performed while the patient is thus suspended.

**Princeps** (*prin'-seps*) [L.]. First, original. **P. cervicis**, a branch of the occipital artery; it supplies the trapezius muscle. **P. pollicis**, a branch of the radial artery, going to the palmar surface of the thumb. See *Arteries*, *Table of*.

**Princess Water**. A famous cosmetic used in Vienna, said to prevent sunburn and remove freckles. There are two formulæ, one with and the other without any metal. These are:—

1.	Talc. Venet. et magnes. carb.	āā,	. . . grms.	15
	Tr. benz. et aq. colon.	āā,	. . . . . grms.	5
	Aq. rosæ,	. . . . .	grms.	300.
2.	Bismuth magist.	. . . . .	grms.	10
	Talc. Venet.	. . . . .	grms.	20
	Aq. rosæ,	. . . . .	grms.	70
	Spt. colon.	. . . . .	grms.	3.

**Principle** (*prin'-si-pl*) [*principium*]. Element, essence, or primary quality of a body. **P.**, Immediate, the components of an organized tissue as it exists functionally in the living tissue. **P.**, Mediate, the chemical compounds and simple bodies into which the immediate principles are decomposed. **P.**, Proximate. See *Proximate*. **P.**, Ultimate, any one of the elements which a compound body contains.

**Prinos** (*pri'-nos*) [L.]. Black Alder; the bark of *P. vercillatus*, astringent and tonic. It is used in inter-

mittent fever, diarrhea, and, locally, in cutaneous diseases. Dose  $\mathfrak{z}$ ss-j; of a decoction  $\mathfrak{z}$ j-ij. Unof.

**Prionoid** (*pri'-o-noid*) [*πρίων*, saw; *ειδος*, like]. Saw-shaped.

**Prior** (*pri'-or*) [L.]. Former; previous. **P. annularis**, the dorsal interosseous muscle, inserted into the ring-finger. **P. medii**, the dorsal interosseous muscle inserted into the middle finger, on its ulnar side.

**Prisis** (*pri'-sis*) [*πρίξιν*, to saw]. Synonym of *Trephining*.

**Prism** (*prizm*) [*prisma*; *πρίξιν*, to saw]. "A solid whose bases or ends are any similar, equal, and parallel plane polygons and whose sides are parallelograms." (Cent. Dict.) Made of glass, it is used for refracting the sun's rays and forming a spectrum, and to make prismatic lenses. *Prismatic lenses* refract the light toward the base of the prism. Their chief use in ophthalmology is in cases of unbalance of the external ocular muscles. **P.**, **Amice**, one consisting of a triangular prism of heavy flint-glass wedged in between two triangular prisms of crown-glass, the apical edges of the crown-glass prisms pointing toward the base of the flint-glass prism, *i. e.*, the apical edges of the crown and flint-glass prisms point in opposite directions. The flint-glass gives the dispersion or separation into colors, while the crown-glass makes the emergent rays approximately parallel with the incident rays, so that one looks directly into the prism along the axis of the microscope. **P.-diopter**, **P.-dioptré**, or **P.-dioptry**, a standard of prismatic refractive power consisting in a prism that deflects a ray of light one centimeter on a tangent plane situated at a distance of one meter. **Ps.**, **Enamel**, the irregular columns of from four to six sides composing the enamel of teeth, closely packed together and generally vertical to the surface of the underlying dentine. **P.**, **Nicol**, one consisting of two somewhat elongated rhombs of Iceland spar cut obliquely and cemented together with Canada balsam. These are mounted in such a way that the light passes through them lengthwise, and in passing is divided into two rays of plane polarized light.

**Prismatic** (*pris-mat'-ik*) [*πρίσμα*(τ), a prism]. Prism-shaped; having three or more angles bounding flat sides. **P. Colors**, colors developed by the refracting action of a prism. **P. Spectrum**. See *Spectrum*.

**Prismenchyma** (*pris-men'-kim-ah*) [*πρίσμα*, prism; *ἐγχυμα*, infusion]. Tissue composed of prismatic cells.

**Prismoid** (*pris'-moid*) [*πρίσμα*, prism; *ειδος*, like]. Resembling a prism. **P.**, **Liquid**, of J. Thompson, the "refracting watery liquid in the entrant corner between the lip of the eyelid and the cornea." **P.**, **Watery**. Synonym of *P.*, *Liquid*.

**Prismoidal** (*pris-moi'-dal*) [*πρίσμα*, prism; *ειδος*, form]. In biology, applied to elongated bodies, as the joints of an insect's antennæ, when resembling a prism.

**Prismometer** (*pris-mom'-et-er*) [*πρίσμα*, prism; *μέτρον*, measure]. An instrument for measuring the refractive power of prisms.

**Prisoptometer** (*pris-op-tom'-et-er*) [*πρίσμα*, prism; *ὤψ*, eye; *μέτρον*, measure]. An instrument for estimating ametropia by means of two prisms placed base to base.

**Pritchard's Method**. See *Stains*, *Table of*.

**Privates**, or **Privities** (*pri'-vets*, *priv'-it-ēz*) [*privatus*, private]. A vulgar term for the genital organs.

**Privy** (*priv'-ē*). Synonym of *Water-closet*. **P.-councillor's Muscle**, Von Ziemssen's name for the levator menti muscle. See *Muscles*, *Table of*. **P.-midden**. Same as *Midden*.

**Proal** (*pro'-al*) [*πρό*, before]. Having a forward direction or movement. Cf. *Palinal* and *Propalinal*.



**Proamnion** (*pro-am'-ne-on*) [*πρό*, before; *ἀμνίον*, amnion]. In biology, a term introduced by Ed. van Beneden to designate that part of the *area embryonalis* at the sides and in front of the head of the developing embryo, which remains without mesoderm for a considerable period. [Minot.]

**Proamniotic** (*pro-am-ne-ot'-ik*) [*πρό*, before; *ἀμνίον*, amnion]. Pertaining to the proamnion.

**Proangiosperm** (*pro-an'-je-o-sperm*) [*πρό*, before; *ἀγγείον*, vessel; *σπέρμα*, seed]. In biology, a primitive or ancestral angiosperm.

**Proangiospermic** (*pro-an-je-o-sper'-mik*) [*πρό*, before; *ἀγγείον*, vessel; *σπέρμα*, seed]. Pertaining to a proangiosperm.

**Proatlas** (*pro-at'-las*) [*pro*, before; *atlas*, the first cervical vertebra]. A primitive or rudimentary atlas.

**Probable Duration of Life.** The time, considering all circumstances, that a person of a given age may expect to live, as determined by statistics. The age at which any number of children born into the world will be reduced to one-half, so that there are equal chances of their dying before and after that age. The age at which a given population is reduced by one-half its number.

**Probang** (*pro'-bang*) [*probare*, to try]. A rod of whalebone or other material for the making of local applications to the esophagus or pharynx. **P.**, **Ball**, a probang having an ivory bulb attached to one end. **P.**, **Sponge**, one provided with a small sponge at one end.

**Probarbium** (*pro-bar'-be-um*) [*pro*, before; *barba*, beard]. The soft, downy hair which precedes the growth of a beard.

**Probasis** (*pro-ba'-sis*) [*προβαίνειν*, to step forward]. Change of place; prolapse.

**Probe** (*prōb*) [*probare*, to prove]. A slender rod or wire, flexible, rigid, or jointed, for exploring a wound or sinus. As a verb, to explore with a probe. **P.**, **Anel's**, a delicate silver or gold probe for exploring or dilating the lacrymal puncta and lacrymal canals. **P.**, **Blunt**, one with a blunt extremity. **Ps.**, **Bowman's**, flexible graduated probes used for dilating the nasal duct. **P.**, **Chemic**, one carrying charpie with dilute acetic acid or other drug. **P.**, **Drainage**, one so constructed and used as to assist drainage. **P.**, **Drum**, one provided with a drum or reverberator to enable the ear to detect contact with foreign bodies. **P.**, **Ear**, one used in exploring the ear. **P.**, **Electric**, one having two insulated wires, so that contact with a bullet or metal completes the circuit, and thus indicates the presence of such a foreign body. **P.**, **Eyed**, a probe having a slit at one end through which a tape or ligature can be passed. **P.**, **Flexible**, one that can be bent into any desired shape. **P.**, **Jointed**, a probe used in exploring for carious bone through sinuses. **P.**, **Lacrymal**, one used for dilating the lacrymal passages. **P.**, **Magnetic**, the employment of the telephone as an indicator. **P.**, **Meerscham**, a probe the end of which is tipped with meerscham. It is used in searching for bullets, its advantage consisting in its being streaked by the lead when it comes in contact with the ball. **P.**, **Nelaton's**, a probe that is capped with unglazed porcelain upon which a leaden ball makes a metallic streak. **P.**, **nippers**, an instrument used in searching for foreign bodies in wounds. By means of it a minute portion of the foreign body can be withdrawn for examination. **P.**, **Scissors**, surgeons' scissors that may be thrust into a sinus, like a probe. **P.**, **Sharp-pointed**, one having a sharp end for introduction into a wound or sinus. **P.**, **Stethoscopic**, a probe having the tube of a stethoscope attached to the outer end. **P.**, **Uterine**, a long, flexible

probe used in exploring the uterine cavity. **P.**, **Vertebrate**, a probe made of small links so jointed together that it is very flexible. **P.**, **Wire**, a simple wire used as a probe.

**Problematic** (*prob-lem-at'-ik*) [*προβλημα*(τ-), a problem]. Uncertain, unsettled. **P.** **Bodies**, or **Organs**, Müller's name for the tubes of the water-vascular system of invertebrates.

**Probole** (*prob'-o-le*) [*προβάλλειν*, to throw forward]. A process, as of bone.

**Proboscitate** (*pro-bos'-id-at*) [*προβοσκίς*, proboscis]. In biology, furnished with a proboscis.

**Proboscis** (*pro-bos'-is*) [*πρό*, before; *βόσκειν*, to feed, graze]. In biology, any part or organ extending from the anterior end of an animal after the manner of an elephant's trunk; a long, flexible nose, snout, rostrum, beak, sucking-mouth, tongue, or other buccal or pharyngeal organ. **P.**, **sheath**, the receptacle of the proboscis in the *Acanthocephala* and *Nemertina*. Cf. *Rhynchodæum*.

**Procalymma** (*pro-kal-im'-ah*) [*προκαλυπτειν*, to hang before]. The pudendal apron.

**Procambial** (*pro-kam'-be-al*) [*pro*, before; *cambire*, to exchange]. Pertaining to the procambium.

**Procambium** (*pro-kam'-be-um*) [*pro*, before; *cambire*, to exchange]. In biology, the primitive undifferentiated fibro-vascular tissue.

**Procardium** (*pro-kar'-de-um*) [*πρό*, before; *καρδία*, heart]. The pit of the stomach.

**Procarp** (*pro'-kar-p*) [*πρό*, before; *καρπός*, fruit]. Same as *Procarpium*.

**Procarpium** (*pro-kar'-pe-um*) [*πρό*, before; *καρπός*, fruit; *pl.*, *Procarpia*]. In biology, the unfertilized female organ of certain algæ (*Florideæ*). It is analogous to the pistil of flowering plants. In its simplest form (*Porphyrææ* and *Nemaliciæ*) it consists of a single cell with a lateral hair-like prolongation, the *trichogyne*. In higher forms it is composed of one or more infertile cells which make up the *trichophore*, the function of which is to convey the fertilizing substance from the *trichogyne* to the *carpogone*. It is usually formed on the youngest parts of the plant and often originates from the terminal cell of a lateral branch.

**Procatartctic** (*pro-kat-ark'-tik*) [*προκατάρχειν*, to begin first]. Primary, predisposing.

**Procatarxis** (*pro-kat-arks'-is*) [*προκάταρξις*, a first beginning]. The kindling of a disease into action by a procatartctic cause.

**Procelia**, **Procelia** (*pro-se'-le-ah*) [*πρό*, before; *κοιλία*, hollow]. Same as *Paracelia*.

**Procelous**, **Procelous** (*pro-se'-lus*) [*πρό*, before; *κοίλος*, hollow]. Being concave in front and convex behind.

**Procephalic** (*pro-sef'-al'-ik*, or *pro-sef'-al'-ik*) [*πρό*, before; *κεφαλή*, head]. In biology, of or pertaining to the fore part of the head.

**Procephalon** (*pro-sef'-al-on*) [*πρό*, before; *κεφαλή*, head]. The anterior part of the head of arthropods.

**Procerebral** (*pro-ser'-e-bral*) [*pro*, before; *cerebrum*, cerebrum]. Pertaining to the cerebrum.

**Procerebrum** (*pro-ser'-e-brum*). See *Prosencephalon*.

**Procerite** (*pros'-er-it*) [*πρό*, before; *κέρας*, horn]. In biology, the long, slender, many-jointed portion of the antenna or feeler of a crustacean. The larger basal joints are the *coxocerite*, *basicerite*, *scaphocerite*, *ischio-cerite*, *merocerite*, *carpocerite*.

**Procerous** (*pro-se'-rus*) [*procerus*, high]. In biology, tall, or tall and slim.

**Process** (*pros'-es*) [*processus*; *procedere*, to issue]. 1. A more or less well-defined outgrowth or projecting structure. 2. Method; phenomenon; occurrence. **P.**, **A, B, C.** See *Sewage, Disposal of*. **P.**, **Acromion.** See *Acromion*. **P.**, **Alar**, one of the

small wing-like processes of the crista galli which surround the foramen cæcum. **P., Alveolar**, the thick border of the upper or lower jaw containing the sockets for the teeth. **P., Ankyroid**. Synonym of *P. Coracoid*. **P., Anterior Clinoid**. See *P., Clinoid*. **P., Apex**, **P., Apical**, the large process extending from the apex of the pyramidal cells of the cerebral cortex toward the free surface of the cortex. **P., Articular**, the small processes projecting from the upper and lower surfaces of the vertebræ, by means of which adjacent vertebræ articulate with each other. **P., Auditory**, the curved plate of bone surrounding the external auditory meatus for the greater part of its circumference, and serving for the attachment of the cartilage of the external ear. **P., Axis**. Synonym of *P., Axis-cylinder*. **P., Axis-cylinder**, that process of a nerve-cell which becomes the axis-cylinder of a nerve. **P., Basilar (of the Occipital Bone)**, the quadrilateral plate of bone in front of the foramen magnum articulating with the sphenoid bone. **P., Calcarine**. Synonym of *Hippocampus minor*. **P., Central Base**, the axis-cylinder process arising from the central part of the base of the pyramidal cells of the brain-cortex. **Ps., Ciliary**, plaitings and foldings of the layers of the choroid at its anterior margin. They are received between corresponding foldings of the suspensory ligament of the lens, and are from 60 to 80 in number. **Ps., Ciliary (of the Retina)**, the anterior part of the retina, in close contact with the choroidal ciliary processes. **Ps., Clinoid**, projections on the body and lesser wings of the sphenoid bone. There are three: the *anterior* is formed by the inner extremity of the lesser wings; the *middle*, a small eminence, one on each side, bounding the pituitary fossa or sella turcica anteriorly; the *posterior*, a tubercle on each side of the dorsum sellæ. **P., Cochleariform**. See *Processus cochleariformis*. **P., Condylar**, **P., Condylloid**, the posterior process of the lower jaw, consisting of the articular condyle and the neck which supports it. **P., Conoid**, the tuberosity of the clavicle. **P., Coracoid**, the hook-like process projecting from the scapula above the glenoid cavity. See *Coracoid*. **P. Coronoid**: 1. A thin, flattened process projecting from the anterior portion of the upper border of the ramus of the lower jaw, and serving for the attachment of the temporal muscle. 2. A triangular projection from the upper end of the ulna, forming the lower part of the great sigmoid cavity. 3. Synonym of *P., Coracoid*. **P., Costiform**, the transverse processes of the lumbar vertebræ supposed to be rudimentary ribs. **P., Deiters'**, the single, large, unbranched process of a multipolar nerve-cell, which becomes the axis-cylinder of a medullated nerve-fiber. **P., Ensiform**, the cartilaginous tip at the lower end of the sternum. Same as *Metasternum*. **P., Ethmoid**, one of the projections from the superior border of the inferior turbinated bone, which joins the unciform process of the ethmoid bone. **P., External Angular**, the projection on the outer extremity of the supraorbital arch of the frontal bone, which articulates with the malar bone. **P., External Nasal**, a small lamina forming the outer portion of the nostril in the embryo. **P., External Orbital**. Synonym of *P., External Angular*. **P., Falciform**: 1. A process of the fascia lata of the thigh, forming the outer and upper margin of the saphenous opening. It is known also as the *P., Falciform, of Burns*. 2. A prolongation of the great sacro-sciatic ligament along the ramus of the ischium. Same as *Falx cerebri*. **P. of Folius**, the long process of the malleus. **P., Frontal**, a process of the malar bone articulating with the frontal bone. **P., Hamate (of the Ethmoid bone)**. Synonym of *P.,*

*Unciform*. **P., Hamular**: 1. A hook-like process of bone on the lower extremity of the internal pterygoid plate, around which the tendon of the tensor palati turns. 2. Of the lacrymal bone, the hook-like termination of the lacrymal crest. **P. of the Helix**, a small projection of cartilage at the front part of the pinna, where the helix bends upward. **P., Inferior Maxillary**, the first post-oral arch. **P., Inferior Turbinated**, the middle turbinated bone. **P., Inferior Vermiform**, the central projection on the lower surface of the cerebellum, between the two hemispheres. **Ps. of Ingrassius**, the lesser wings of the sphenoid bone. **P., Intermaxillary**. Synonym of *P., Fronto-nasal*. **P., Internal Angular**, the inner extremity of the supraorbital arch of the frontal bone. **P., Jugular**, a rough prominence external to the condyles of the occipital bone, channeled by a deep notch which forms part of the jugular foramen. **P., Lacrymal**, a short, pointed process of the inferior turbinated bone which articulates with the lacrymal bone. **P., Lateral Base**, one of the branching processes of a pyramidal nerve-cell, arising from the thickest part of the latter. **P., Lateral Frontal**. Synonym of *P., External Nasal*. **P. of Lenhossek**. Synonym of *P., Reticular*. **P., Lenticular**, the extremity of the long process of the incus, covered with cartilage and articulating with the stapes. **P., Long (of the Incus)**, a slender process that descends vertically from the body of the incus and articulates, by the lenticular process, with the head of the stapes. **P., Long (of the Malleus)**, a long, delicate process that passes from the neck of the malleus outward to the Glaserian fissure, to which it is connected by cartilaginous and ligamentous fibers. **P., Malar**, a triangular eminence of the superior maxilla by which it articulates with the malar bone. **Ps., Mammillary**, the tubercles on the posterior part of the superior articular processes of the lumbar vertebræ. **P., Mastoid**, a conical projection at the base of the mastoid portion of the temporal bone. It contains the mastoid cells and the antrum. **P., Maxillary**, a thin plate of bone descending from the ethmoid process of the inferior turbinated bone, and hooking over the lower edge of the orifice of the antrum. **P., Maxillo-palatine**. Synonym of *P., Superior Maxillary*. **P., Mental**. Synonym of *Prominence, Mental*. **P., Middle Clinoid**. See *P., Clinoid*. **P., Midfrontal**. Synonym of *P., Fronto-nasal*. **P., Modeling**: 1. A method of healing wounds while the part is immersed in water. (Macartney.) 2. See *P., Molding*. **P., Molding**, the change in shape of the fetal skull during labor, to accommodate itself to the shape of the pelvic canal. **P., Morbid**, the structural changes induced by disease. **Ps., Muscular**, the processes of a vertebra to which muscles are attached. **P., Nasal (of the Frontal Bone)**. Synonym of *Spine, Nasal*. **P., Nasal (of the Superior Maxilla)**, a thick, triangular process of bone that projects upward, inward, and backward by the side of the nose, forming a part of its lateral wall. **P., Nerve**. Synonym of *P., Axis-cylinder*. **P., Odontoid**, the tooth-like process of the axis which ascends and articulates with the atlas. **P., Olecranon**. Synonym of *Olecranon*. **P., Olivary**, a small, olive-like eminence situated behind the optic groove of the sphenoid bone. **P., Orbicular**. Synonym of *P., Lenticular*. **P., Orbital (of the Superior Maxilla)**, a process projecting from the orbital margin of the superior maxilla. **P., Orbital (of the Palate bone)**, a process directed upward and outward from the upper portion of the palate bone by means of which the latter articulates with the superior maxillary, the sphenoid, turbinated, and the ethmoid bones. The superior



surface forms the back part of the floor of the orbit. **Ps., Palatal**, the processes of the superior maxillary plates of the embryo which join to form the bony palate. **P.; Palate**, a thick process projecting horizontally inward from the inner surface of the superior maxillary bone, and forming part of the floor of the nostril and the roof of the mouth. **P., Palatine**. Synonym of *P., Palate*. **P., Paracondyloid**, an anomalous process on the lower surface of the occipital bone. When present it articulates with the transverse process of the atlas. **P., Paramastoid**, **P., Paroccipital**. Synonyms of *P., Paracondyloid*. **P., Pituitary**. Synonym of *Pituitary Body*. **P., Pneumatic**, a process sometimes present on the occipital bone, containing air-cells that communicate with the mastoid cells. **P., Posterior Clinoid**. See *P., Clinoid*. **P., Post-glenoid**, a small tubercle separating the glenoid fossa from the auditory process. **P., Premaxillary**. Synonym of *P., Fronto-nasal*. **P., Protoplasmic**: 1. The branched processes of nerve-cells that are not continued as axis-cylinders. 2. The pseudopoda of amoeboid cells. **P., Pterygoid (of the Palate Bone)**, a pyramidal process projecting from the posterior border of the palate bone and articulating with the sphenoid bone. **Ps., Pterygoid (of the Sphenoid Bone)**, processes, one on each side, descending perpendicularly from the point of junction of the body with the greater wings of the sphenoid bone. Each process consists of an external and an internal plate. **Ps., Pterygo-palatal**. Synonym of *Ps., Palatal*. **P., Pulp**, a process connecting an odontoblast with a cell in the dental pulp. **Ps., Pyramidal**. Synonym of *Pyramids of Ferrein*. **P. of Rau**. Synonym of *P., Long (of the Malleus)*. **P., Reticular**, a network of interlacing processes of gray and white matter in the spinal cord, which is visible in a cross-section and is situated near the center of the gray crescents. It is seen best in the cervical region of the cord. **P., Short (of the Incus)**, a conic process projecting almost horizontally backward from the body of the incus and attached by ligamentous fibers to the margin of the opening leading into the mastoid cells. **P., Short (of the Malleus)**, a slight projection from the root of the manubrium of the malleus, lying in contact with the tympanic membrane. **P., Sphenoidal**, a thin plate of bone directed upward and inward from the vertical plate of the palate bone. **Ps., Spinous (of the Ilium)**, prominent eminences on the anterior and posterior borders of the ilium. The upper process on the anterior border is the *anterior superior spinous process of the ilium*. It can be readily felt, and is an important landmark. Below it is the *anterior inferior spinous process*, which gives attachment to the straight tendon of the rectus femoris muscle and to the ilio-tibial band. On the posterior border there are also two processes—a *posterior superior* and a *posterior inferior*. **P., Spinous (of the Sphenoid Bone)**, a rough prominence descending from the posterior part of the greater wing of the sphenoid bone. It receives the attachment of the internal lateral ligament of the jaw and the tensor palati muscle. **P., Spinous (of the Tibia)**, an eminence of bone on the upper surface of the tibia, between the two articular surfaces, and nearer to the posterior than the anterior border. **P., Spinous (of a Vertebra)**, the prominent backward projection from the middle of the posterior portion of the arch of a vertebra. **P., Styloid (of the Fibula)**, a pointed eminence projecting upward from the posterior portion of the head of the fibula. **P., Styloid (of the Radius)**, a projection from the external border of the lower extremity of the radius. **P., Styloid (of the Temporal Bone)**, a sharp spine about an inch in

length descending downward, forward, and inward from the inferior surface of the petrous portion of the temporal bone. **P., Styloid (of the Ulna)**, a projection from the inner and posterior portion of the lower extremity of the ulna. **Ps., Subgerminal**, outgrowths from the inner surface of the epiblast (Hlis). **P., Superior Maxillary**, an eminence on the face of the embryo which gives rise to the superior maxilla and the malar bone. **P., Superior Vermiform**, the upper part of the median lobe of the cerebellum, which connects together the two lateral hemispheres. It consists of the *lobulus centralis*, the *monticulus cerebelli*, and the *commissura simplex*. **P., Temporal**, the posterior angle of the malar bone by which it articulates with the zygomatic process of the temporal bone. **P., Transverse**, a process projecting outward from the side of a vertebra, at the junction of the pedicle and the lamina. **P., Tubercular**, **Transverse**, the lower transverse process of a vertebra, or the one which articulates with the tuberculum of a rib. It is best marked in the lower vertebrates. **P., Unbranched**. Synonym of *P., Axis-cylinder*. **P., Unciform (of the Ethmoid Bone)**, a hook-like projection from the inferior portion of each lateral mass of the ethmoid bone. It articulates with the ethmoidal process of the inferior turbinate bone. **P., Unciform (of the Hippocampal Gyrus)**, a hook-like projection from the anterior end of the gyrus hippocampi. **P., Unciform (of the Unciform Bone)**, a hook-like projection from the palmar surface of the unciform bone. **P., Uncinate**. Synonym of *P., Unciform*. **P., Ungual**, the distal extremity of a terminal phalanx. **P., Vaginal (of Peritoneum)**, the process of peritoneum which the testicle in its descent carries in advance, and which in the scrotum forms the tunica vaginalis testis. **P., Vaginal (of the Sphenoid Bone)**, a projection from the inferior surface of the body of the sphenoid bone, running horizontally inward from near the base of the pterygoid process. **P., Vaginal (of the Temporal Bone)**, a sheath-like plate of bone which extends from the carotid canal to the mastoid process. It separates behind into two laminae, which enclose the styloid process. **P., Vermiform**: 1. See *P., Inferior Vermiform*, and *P., Superior Vermiform*. 2. The vermiform appendix of the cecum. See *Vermiform Appendix*. **P., Vocal (of the Arytenoid Cartilage)**, the anterior angle of the arytenoid cartilage receiving the attachment of the true vocal band. **P., Xyphoid**, the ensiform cartilage. **P., Zygomatic (of the Malar Bone)**, a long, serrated process which articulates with the zygomatic process of the temporal bone. **P., Zygomatic (of the Temporal Bone)**, a long projection from the lower part of the squamous portion of the temporal bone; it articulates with the malar bone.

**Processus (pro-ses'-us)** [L.]. Synonym of *Process*. **P. a cerebello ad medullam spinalem**. Synonym of *Peduncle, Superior Cerebellar*. **P. acromialis**. Synonym of *Acromion*. **P. ad cerebrum**. Synonym of *Peduncle, Superior Cerebellar*. **P. ad medullam**, the inferior peduncles of the cerebellum. **P. ad pontem**, the middle peduncles of the cerebellum connecting together its two hemispheres. **P. ad testes**. Synonym of *Peduncles, Superior Cerebellar*. **P. alati**, the wings of the sphenoid bone. **P. anconæus**. Synonym of *Olecranon*. **P. ancoralis**. Synonym of *Process, Coracoid*. **P. annularis**. Synonym of *Pons varolii*. **P. anterioris mallei**. Synonym of *Process, Long (of the Malleus)*. **P. articulares sporii**, small prominences on the posterior surface of the sacrum, internal to the posterior sacral foramina, being the rudiments of the articular processes of the sacral verte-

bræ. *P. auditorius*, the tympanic ring. *P. beloides*, a styloid process. *P. brevis incudis*. Synonym of *Process, Short (of the Incus)*. *P. brevis mallei*. Synonym of *Process, Short (of the Malleus)*. *P. cerebelli inferiores*. Synonym of *Peduncles, Superior Cerebellar*. *P. cerebelli medii*. Synonym of *Peduncles, Middle Cerebellar*. *P. cerebelli superioris*. Synonym of *Peduncles, Superior Cerebellar*. *P. cerebelli transversi*. Synonym of *Peduncles, Middle (of the Cerebellum)*. *P. ciliares*. Synonym of *Processes, Ciliary*. *P. clinoides*. Synonym of *Process, Clinoid*. *P. clavatus*, the enlargement of the posterior pyramids of the medulla oblongata opposite the fourth ventricle, where they diverge. *P. cochleariformis*, a thin plate of bone separating the canal for the Eustachian tube from that for the tensor tympani muscle. *P. conicus*. Synonym of *Process, Odontoid*. *P. corporis quadrigemini ad cerebellum*. Synonym of *Peduncles, Superior Cerebellar*. *P. cuneiformis*. Synonym of *Process, Unciform*. *P. dentatus*. Synonym of *Process, Odontoid*. *P. e cerebello ad testes*, the superior peduncles of the cerebellum. See *Peduncle*. *P. e cerebello ad cerebrum*. Synonym of *Peduncle, Superior Cerebellar*. *P. e cerebello ad medullam*. Synonym of *Peduncles, Inferior Cerebellar tubercle*. *P. e cerebello ad pontem*. Synonym of *Peduncles, Middle Cerebellar*. *P. e cerebro ad testes*, the superior peduncles of the cerebellum. *P. ensiformes*, the lesser wings of the sphenoid bone. *P. ensiformis*, the ensiform cartilage. *P. falciformis*, the falx cerebri. *P. folianus, P. folii*. Synonym of *Process, Long (of the Malleus)*. *P. glandulæ pinealis*. Synonym of *Peduncles of the Pineal Gland*. *P. globularis* of *His*, a protuberance in the human embryo between the nasal pit on each side and the mouth; it is the incipient rudiment or *Anlage* of the nasal process. *P. glottidis*. Synonym of *Process, Vocal (of the Arytenoid Cartilage)*. *P. gracilis*, a long, delicate process passing from below the neck of the malleus to the Glaserian fissure. *P. hamatus*. Synonym of *Process, Unciform*. *P. horizontalis incudis*. Synonym of *Process, Short (of the Incus)*. *P. incudis longus*. Synonym of *Process, Long (of the Incus)*. *P. infundibuli*: 1. The posterior lobe of the hypophysis cerebri. 2. Infundibulum. *P. internus calcanei*. Synonym of *Sustentaculum tali*. *P. jugularis*. Synonym of *Process, Jugular*. *P. lacrimalis*. Synonym of *Process, Lacrymal*. *P. laterales vertebrarum*. Synonym of *Processes, Transverse*. *P. lateralis calcanei*. Synonym of *Sustentaculum tali*. *P. lenticularis*. Synonym of *Process, Lenticular (of the Incus)*. *P. longus incudis*. Synonym of *Process, Long (of the Incus)*. *P. malaris*. Synonym of *Process, Zygomatic (of the Temporal Bone)*. *P. mamillaris*: 1. Synonym of *Process, Mamillary (of the Lumbar Vertebra)*. 2. Synonym of *Process, Mastoid (of the Temporal Bone)*. *P. mastoideus*. Synonym of *Process, Mastoid*. *P. maxillaris ossis malaris*. Synonym of *Process, Maxillary (of the Malar Bone)*. *P. medullæ cerebri*. Synonym of *Crus cerebri*. *P. medullaris transversus*. Synonym of *Pons varolii*. *P. membraniformis*. Synonym of *Plexus, Choroid (of the Fourth Ventricle)*. *P. nasalis*. See *Process, Nasal*. *P. nucleiformis*. Synonym of *Process, Odontoid*. *P. obliqui, P. obliqui vertebrarum*. Synonym of *Processes, Articular*. *P. obtusus*. Synonym of *Process, Short (of the Malleus)*. *P. occipitalis*. Synonym of *Process, Basilar*. *P. odontoides*. Synonym of *Process, Odontoid*. *P. orbicularis*. Synonym of *Process, Lenticular*. *P. petrosus anticus*. See *Lingula*. *P. orbitalis*. Synonym of *Process, Orbital*. *P. paracondyloideus*. *P. paramastoideus*. Synonyms of *Process,*

*Paracondyloid*. *P. pinealis*. Synonym of *Pineal Gland*. *P. pterygoidei*. Synonym of *Processes, Pterygoid*. *P. ravii*. Synonym of *Process of Rau*. *P. restiformis*. Synonym of *Restiform Body*. *P. reticularis*. Synonym of *Process, Reticular*. *P. rostriformis*. Synonym of *Process, Coracoid*. *P. sphenoidal*. Synonym of *Process, Sphenoid*. *P. spinosi spurii*, the bony eminences of the posterior surface of the sacrum, representing the spinous processes of true vertebrae. *P. spinosus*. Synonym of *Process, Spinous*. *P. spinosus mallei*. Synonym of *Process, Long (of the Malleus)*. *P. styloideus cranii*. Synonym of *Process, Styloid (of the Temporal Bone)*. *P. styloideus fibulæ*. Synonym of *Process, Styloid (of the Fibula)*. *P. styloideus radii, P. styloideus ulnæ*. Synonyms of *P., Styloid (of the Radius and of the Ulna respectively)*. *P. superior incudis*. Synonym of *Process, Short (of the Incus)*. *P. transversi spurii*, a row of bony prominences on the posterior aspect of the sacrum, on each side of the median line, representing the transverse processes of true vertebrae. *P. transversus*. Synonym of *Process, Transverse*. *P. transversus occipitalis*. Synonym of *Process, Jugular*. *P. tubarius*, a prominence on the internal plate of the pterygoid process upon which the extremity of the cartilaginous portion of the Eustachian tube rests. *P. unciformis*. Synonym of *Process, Coracoid*, and of *Process, Unciform*. *P. vaginalis*, an evagination of the peritoneum at the inguinal ring in the higher mammals; lying laterally and ventrally of the end of the gubernaculum, it undergoes a gradual descent and finally enters the scrotum. Synonym of *Process, Vaginal*. *P. vaginalis peritonei*. Synonym of *Process, Vaginal (of the Peritoneum)*. *P. vermicularis, P. vermiformis*. Synonym of *Vermiform Appendix*. *P. vermis inferior*. Synonym of *Process, Inferior Vermiform*. *P. vermis superior*. Synonym of *Process, Superior Vermiform*. *P. vocalis*. Synonym of *Process, Vocal (of the Arytenoid Cartilage)*. *P. xiphoideus*. Synonym of *Process, Ensiform*. *P. zygomaticus*. Synonym of *Process, Zygomatic*.

**Prochilon, Procheilon** (*pro-ki'-lon*) [*πρό*, before; *χείλος*, lip]. The prominence in the center of the lip.

**Prochilus** (*pro-ki'-lus*) [*πρό*, before; *χείλος*, lip, snout]. In biology, applied to organisms having protuberant or protrusile lips.

**Prochondral** (*pro-kon'-dral*) [*πρό*, before, *χόνδρος*, cartilage]. Prior to the formation of cartilage.

**Prochondrium** (*pro-kon'-dre-um*) [*πρό*, before; *χόνδρος*, cartilage]. In biology, young cartilage with colorable matrix, i.e., a great affinity for carmin and hematoxylin. The *præcartilage* of Minot and the *Vorknorpel* of Hasse.

**Prochordal** (*pro-kor'-dal*) [*πρό*, before; *χορδή*, cord]. Situated in front of the chorda dorsalis.

**Prochorion** (*pro-ko'-re-on*) [*πρό*, before; *χόριον*, membrane]. 1. The primitive chorion. 2. The zona pellucida and vitelline membrane considered as one.

**Prochorionic** (*pro-ko-re-on'-ik*) [*πρό*, before; *χόριον*, membrane]. Pertaining to the prochorion.

**Procidens** (*pros'-id-ent*) [*prociens*, falling forward]. Affected by prolapsus.

**Procidencia** (*pros-id-ent'-she-ah*) [*prociere*, to fall down]. Prolapse. *P. ani*, prolapse of the anus. *P. bulba oculi*. Synonym of *Exophthalmos*. *P. intestini recti*, prolapse of the rectum. *P. oculi*. Synonym of *P. bulbi oculi*. *P. uteri*, complete prolapse of the uterus.

**Proclivity** (*pro-kliv'-it-e*) [*proclivitas*]. Tendency or inclination.

**Procneumium** (*prok-ne'-me-um*). Synonym of *Tibia*.



**Procreant** (*pro'-kre-ant*) [*procreate*, to beget]. Producing young.

**Procreate** (*pro'-kre-āt*) [*procreate*, to beget]. To beget.

**Procreation** (*pro-kre-a'-shun*) [*procreate*, to bring forth]. The act of generating or begetting offspring.

**Procryptic** (*pro-krip'-tik*) [*πρό*, in favor of, for; *κρυπτικός*, fit for concealing]. In biology, applied to that form of protective mimicry in which the coloration enables an animal to escape by hiding, e. g., the green pipe-fish (*Siphonostoma typhle*), which is conspicuous in open water, but is well concealed among the leaves of *Zostera*.

**Proctagra** (*prok-ta'-grah*) [*πρωκτός*, the anus; *ἄγρα* seizure]. Sudden pain in the anal region.

**Proctalgia** (*prok -tal'-je -ah*) [*πρωκτός*, anus; *ἄλγος*, pain]. Pain in the anus or rectum. **P. hæmorrhoidalis**. See *Hemorrhoid*. **P. inflammatoria**. Synonym of *Proctitis*. **P. intertriginosa**, intertrigo of the anus.

**Proctatresia** (*prok -tat -re'-ze -ah*) [*πρωκτός*, anus; *ἀ* priv.; *τρήσις*, perforation]. An imperforate condition of the anus or rectum.

**Proctectasia, Proctectasis** (*prok-tek-ta'-ze-ah, prok-tek'-tas-is*) [*πρωκτός*, anus; *ἐκτασις*, dilatation]. Dilatation of the anus.

**Proctectomy** (*prok-tek'-to-me*) [*πρωκτός*, anus; *ἐκτομή*, excision]. Excision of the rectum.

**Proctenclisis** (*prok-ten'-klis-is*) [*πρωκτός*, anus; *ἐν*, in; *κλείειν*, to close]. Stricture of the rectum.

**Procteurynter** (*prok -tu -rin' -ter*) [*πρωκτός*, anus; *εὐρύναι*, to widen]. An instrument for dilating the anus.

**Procthemorrhagia** (*prok-hem-or-a'-je-ah*) [*πρωκτός*, anus; *αἷμα*, blood; *ῥηγνύναι*, to burst forth]. Hemorrhage from the anus.

**Procthypodesmus** (*prok-hi-po-dez'-mus*) [*πρωκτός*, anus; *ὑπό*, under; *δεσμός*, band]. An anal pessary.

**Proctica** (*prok'-tik-ah*) [*πρωκτός*, anus]. Any disease of the anus or rectum. **P. marisca**. Synonym of *Hemorrhoid*. **P. simplex**. Synonym of *Proctalgia*.

**Proctisis** (*prok-tis'-is*). Synonym of *Proctitis*.

**Proctitis** (*prok-ti'-tis*) [*πρωκτός*, anus; *ιτις*, inflammation]. Inflammation of the anus or rectum. **P. fœtida**, inflammation of the rectum, with the discharge of very offensive material. **P. gangrænosa**, gangrenous inflammation of the rectum.

**Procto-** (*prok'-to-*) [*πρωκτός*, anus]. A prefix signifying connection with, or relation to, the anus.

**Proctoblennozemias** (*prok-to-blen-o-ze'-me-ah*) [*πρωκτός*, anus; *βλένω*, mucus; *ζημία*, loss]. A mucous discharge from the anus.

**Proctocae** (*prok-tok'-as-e*). Synonym of *Proctitis gangrænosa*.

**Proctocoele** (*prok' -to -sēl'*) [*πρωκτός*, anus; *κῆλη*, hernia]. The extroversion or prolapse of the mucous coat of the rectum. **P., Vaginal**, a hernia of the rectum appearing in the vagina.

**Proctocystotomy** (*prok-to-sis-tot'-o-me*) [*πρωκτός*, anus; *κύστις*, bladder; *τομή*, cutting]. A form of lithotomy in which the incision is made through the walls of the rectum.

**Proctodeal** (*prok-to-de'-al*) [*πρωκτός*, the anus; *ὁδός*, way]. Pertaining to the proctodeum.

**Proctodeum, Proctodæum** (*prok-to-de'-um*) [*πρωκτός*, the anus; *ὁδός*, way]. In biology, a very small anal invagination of the ectoderm in embryonic amniota, which grows inward toward the cloaca until the ectoderm and entoderm come into contact; the membrane formed by the two epithelia finally breaks through and the cloaca acquires an opening to the exterior; the primitive anus.

**Proctodynia** (*prok-to-din'-e-ah*) [*πρωκτός*, anus; *ὀδύνη*, pain]. Pain about the anus.

**Proctoleukorrhea** (*prok-to-lu-kor-e'-ah*). Synonym of *Proctorrhea*.

**Proctomenia** (*prok-to-me'-ne-ah*) [*πρωκτός*, anus; *μήν*, month]. Vicarious menstruation from the rectum.

**Proctoncus** (*prok-tong'-kus*) [*πρωκτός*, anus; *ὄγκος*, tumor]. Any tumor or swelling at the anus.

**Proctoparalysis** (*prok-to-par-al'-is-is*) [*πρωκτός*, anus; *παράλυσις*, paralysis]. Paralysis of the sphincter muscle of the anus.

**Proctoplastic** (*prok-to-plas'-tik*) [*πρωκτός*, anus; *πλάσσειν*, to form]. Pertaining to the plastic surgery of the anal region.

**Proctoplasty** (*prok'-to-plas-te*) [*πρωκτός*, anus; *πλάσσειν*, to form]. Plastic surgery of the anus.

**Proctoplegia** (*prok-to-ple'-je-ah*). Synonym of *Proctoparalysis*.

**Proctopolypus** (*prok -to -pol'-ip -us*) [*πρωκτός*, anus; *πολύπους*, polyp]. A polyp of the rectum.

**Proctoptoma** (*prok -top'-to' -mah*) [*πρωκτός*, anus; *πτῶμα*, fall]. Prolapse of the rectum.

**Proctoptosis** (*prok-top'-to'-sis*) [*πρωκτός*, anus; *πτῶσις*, a falling]. Synonym of *Proctoptoma*.

**Proctorrhagia** (*prok -tor -a' -je -ah*). Synonym of *Procthemorrhagia*.

**Proctorrhaphy** (*prok-tor'-a-fe*) [*πρωκτός*, anus; *ῥαφή*, suture]. Suture of the rectum or anus.

**Proctorrhea** (*prok-tor-e'-ah*) [*πρωκτός*, anus; *ῥοία*, flow]. A discharge of mucus through the anus.

**Proctoscirrhus** (*prok -to -skir'-us*) [*πρωκτός*, anus; *σκιρρός*, induration]. Scirrhus carcinoma of the rectum.

**Proctospasmus** (*prok-to-spaz'-mus*) [*πρωκτός*, anus; *σπασμός*, spasm]. Spasm or tenesmus of the rectum.

**Proctostenosis** (*prok-to-sten-o'-sis*) [*πρωκτός*, anus, and *στένωσις*, stenosis]. Stricture of the anus or rectum.

**Proctotocia** (*prok-to-to'-se-ah*) [*πρωκτός*, anus; *τόκος*, a bringing forth]. Delivery of the fetus through the anus.

**Proctotome** (*prok'-to-tōm*) [*πρωκτός*, anus; *τομή*, a cutting]. A cutting-instrument used in proctotomy.

**Proctotomy** (*prok-to'-o-me*) [*πρωκτός*, anus; *τομή*, a cutting]. Incision of the anus or rectum for imperforation or stricture.

**Proctotoreusis** (*prok-to-tor-u'-sis*) [*πρωκτός*, anus; *τορέειν*, to bore through]. The operation of making an opening into an imperforate anus.

**Proctuchous** (*prok-tu'-kus*) [*πρωκτός*, anus; *ἔχειν*, to have]. In biology, having an anus.

**Procumbent** (*pro-kum'-bent*) [*pro*, forward; *cumbere*, to lie]. In biology, prostrate, prone, trailing.

**Prodissoconch** (*pro-dis'-o-konk*) [*πρό*, before; *δισσός*, double; *κόγχη*, shell]. In biology, the first formed shell of many lamellibranchs, preceding the *dissoconch* or true shell. It is the complete shell of the veliger antemonomyarian and dimyarian stage, and the homologue of the *protoconch* of cephalous molluscs and the *periconch* of *Dentalium*.

**Prodroma** (*pro-dro'-mah*). See *Prodrome*.

**Prodromal** (*pro-dro'-mal*) [*πρό*, before; *δρόμος*, a running]. Precursory; of the nature of a prodrome.

**Prodrome** (*pro'-drōm*) [*πρό*, before; *δρόμος*, a running]. A forerunner of a disease; a precursory symptom.

**Prodromic** (*pro-dro'-mik*). See *Prodromal*.

**Prodromous** (*pro-dro'-nus*). Synonym of *Prodromal*.

**Prodromus** (*pro-dro'-mus*) [*πρό*, before; *δρόμος*, a running]. The prodrome; also the period in which the precursory signs of a disease occur.

**Produce** (*pro-dūs'*) [*producere*, to bring forth]. To generate or bring forth.

- Productive** (*pro-duk'-tiv*) [*producere*, to produce]. Generating; tissue-making. **P. Arteritis, Acute**, an acute inflammation of an artery characterized by round-cell infiltration, the formation of new blood-vessels and new connective tissue in their walls. It may proceed to obliteration of the lumen of the vessel.
- Proëccrisis** (*pro-ek'-ris-is*) [*πρό*, before; *ἐκκρίσις*, separation]. A premature crisis in the course of a disease.
- Proëmbryo** (*pro-em'-bre-o*) [*πρό*, before; *ἐμβρυον*, embryo]. In biology, the result of the germination of an oöspore, the *Anlage* or proton of the first stage of certain cryptogams (*Characeæ*, *Archegoniatæ*).
- Proëmbryonic** (*pro-em-bre-on'-ik*) [*πρό*, before; *ἐμβρυον*, embryo]. Pertaining to a proëmbryo.
- Proëncephalia** (*pro-en-sef'-le-ah*) [*πρό*, before; *ἐγκέφαλος*, brain]. An exencephalic condition involving the anterior part of the skull.
- Proëncephalocoele** (*pro-en-sef'-al-o-sēl*) [*πρό*, before; *ἐγκέφαλος*, brain; *κῆλη*, tumor]. An encephalocoele in the anterior part of the skull.
- Proëncephalon** (*pro-en-sef'-al-on*) [*πρό*, forward; *ἐγκέφαλος*, brain]. The fore-brain. Also, encephalocoele in the frontal region of the brain.
- Proëncephalus** (*pro-en-sef'-al-us*) [*πρό*, before; *ἐγκέφαλος*, brain]. An exencephalic monstrosity with the brain protruding through a fissure in the frontal region.
- Proëtia** (*pro-e-o'-she-ah*) [*πρώτος*, early]. Sexual precocity.
- Proëpimeral** (*pro-ep-im-e'-ral*) [*pro*, before; *ἐπί*, upon; *μῆρος*, thigh]. Pertaining to the proëpimeron.
- Proëpimeron** (*pro-ep-im-e'-ron*) [*pro*, before; *ἐπί*, upon; *μῆρος*, thigh]. The epimeron or prothorax.
- Proëpisternal** (*pro-ep-is-ter'-nal*) [*pro*, before; *ἐπί*, upon; *στέρνον*, breast-bone]. Pertaining to the proëpisternum.
- Proëpisternum** (*pro-ep-is-ter'-num*) [*pro*, before; *ἐπί*, upon; *στέρνον*, breast-bone]. The prothoracic episternum.
- Professional** (*pro-fesh'-un-al*) [*profiteri*, to profess]. Pertaining to a profession or occupation; pertaining especially to the medical profession; in keeping with medical ethics. **P. Cramp**. See *Writers' Cramp*. **P. Etiquette**, those principles of honor which govern the conduct of medical men, both in dealings with one another and with the laity. **P., or Occupation, Neurosis**, a neurosis caused by continuous exercise in one's occupation of one set of muscles, or by some other peculiarity of one's employment. See *Neurosis*.
- Professor** (*pro-fes'-or*) [*professor*, a professor]. A teacher in a college or university.
- Professorate** (*pro-fes'-or-āt*) [*professor*, a professor]. The office of a professor.
- Professorship** (*pro-fes'-or-ship*). Same as *Professorate*.
- Profile** (*pro'-fel*) [*pro*, before; *filum*, thread]. The outline of the human face in a section at the meson. **P. Line**, one employed in the determination of the general direction of the face. See *Lines, Table of*.
- Profluvium** (*pro-flu'-ve-um*) [*profluere*, to flow forth]. A flux or discharge. **P. alvi**, Diarrhea. **P. muliebri**. Synonym of *Leukorrhœa*. **P. sanguinis**, Hemorrhage. **P. seminis**. 1. Synonym of *Spermatorrhœa*. 2. Discharge of semen from the vagina after coitus.
- Profunda Arteries** (*pro-fun'-dah*). See *Arteries, Table of*.
- Profundipalmar** (*pro-fun-dip-al'-mar*) [*profundus*, deep; *palmus*, palm]. Pertaining to the deep-seated parts of the hand.
- Profundiplantar** (*pro-fun-dip-lan'-tar*) [*profundus*, deep; *planta*, sole]. Deep and plantar: pertaining to the deep-seated parts of the sole of the foot.
- Profundus** (*pro-fun'-dus*) [*profundus*, deep]. A term applied to any organ or part that is deep-seated.
- Progametange, Progametangium** (*pro-gam-et-an'-je, pro-gam-et-an'-je-um*) [*πρό*, before; *γαμέτη*, a wife; *αγγείον*, a vessel]. In biology, an immature or resting gametangium formed upon the mycelia of certain fungi (*Protomycetaceæ*), and from which, after a period of rest, is liberated the gametangium, within which the minute rod-shaped gametes are formed.
- Progaster** (*pro-gas'-ter*). Same as *Archenteron*.
- Progeneration** (*pro-jen-er-a'-shun*) [*progenerare*, to beget]. Propagation; the act of begetting.
- Progenitor** (*pro-jen'-it-or*) [*pro*, before; *genitor*, begetter]. Ancestor, sire, or father.
- Progeny** (*pro-jen'-e*) [*πρό*, before; *γεννᾶν*, to beget]. Offspring; descendants.
- Proglossis** (*pro-glos'-is*) [*πρό*, before; *γλῶσσα*, tongue]. The tip of the tongue.
- Proglottid** (*pro-glos'-id*) [*πρό*, before; *γλῶσσα*, tongue]. In biology, one of the mature segments or metameres of a tapeworm. Any person of the cestode chain or colony other than the pear-shaped or cone-shaped head or scolex; a proglottis.
- Proglottis** (*pro-glot'-is*) [*πρό*, before; *γλῶσσα*, tongue; *pl.*, *Proglottides*]. Same as *Proglottid*.
- Prognathic** (*prog-na'-thik*). Synonym of *Prognathous*.
- Prognathism** (*prog'-na-thizm*) [*πρό*, forward; *γνάθος*, jaw]. The quality of having a projecting lower jaw, or of being prognathous. **P., Alveolo-subnasal**, in craniometry, the prognathism measured by the angle included between the line joining the alveolar and subnasal points and the alveolo-condylean plane.
- Prognathous** (*prog'-na-thus*) [*πρό*, before; *γνάθος*, jaw]. Having a projecting lower jaw.
- Prognosis** (*prog-no'-sis*) [*πρό*, before; *γνώσις*, knowledge]. An opinion or judgment concerning the duration, course, and termination of a disease. **P. anceps**, a doubtful prognosis. **P. fausta**, a favorable prognosis. **P. infausta**, an unfavorable prognosis.
- Prognostic** (*prog-nos'-tik*) [*πρό*, before; *γνώσις*, knowledge]. Pertaining to prognosis.
- Prognosticate** (*prog-nos'-tik-at*) [*πρό*, before; *γνώσις*, knowledge]. To make a prognosis.
- Progression** (*pro-gresh'-un*) [*progredi*, to advance, to step forward]. The act of advancing or of moving forward. **P., Arithmetic**, a progression of numbers which increase or decrease by equal differences, as 2, 4, 6, 8, 10, or 10, 8, 6, 4, 2. **P., Backward**, a backward walking; a rare symptom of some nervous lesions in which the person can only walk backward. **P., Cross-legged**, walking with the legs almost crossing, a condition sometimes observed in double hip-disease and in certain disturbances of the nervous system. **P., Geometric**, a progression of numbers which increase or decrease by equal ratio, as 2, 4, 8, 16, or 16, 8, 4, 2.
- Progressive** (*pro-gres'-iv*) [*progredi*, to go forward]. Marked by progress; of a disease extending over a wider area or increasing in severity. **P. Muscular Atrophy**, chronic anterior poliomyelitis in which the large ganglion-cells of the anterior horns, the motor and trophic cells of the muscles, are gradually destroyed. **P. Ossifying Myositis**, a chronic inflammation of muscles, associated with a tendency to excessive bony deposits in them. It is usually accompanied by the development of numerous exostoses.
- Progymnosperm** (*pro-jim'-no-sperm*) [*πρό*, before; *γυμνός*, naked; *σπέρμα*, seed]. In biology, an archaic or ancestral type of gymnosperm.
- Progymnospermic** (*pro-jim-no-sper'-mik*) [*πρό*, before; *γυμνός*, naked; *σπέρμα*, seed]. Pertaining to a progymnosperm.



**Projectile** (*pro-jek'-til*) [*projicere*, to throw before]. Anything thrown forward violently. **P.**, Vomiting, the vomiting sometimes observed in diseases of the brain; the material is projected out of the mouth to some distance, apparently without nausea.

**Projection** (*pro-jek'-shun*) [*projicere*, to throw before]. 1. The act of throwing forward. 2. A prominence or a part extending beyond the level of the surrounding surface. **P.**, **Monocular**. Synonym of **P.**, **Uniocular**. **P.**, **Ocular**. See **Ocular**. **P.**-**system** of **Meynert**. See **Meynert**. **P.**-**systems**. See **Meynert**. **P.**, **Uniocular**, the projection into space of the impression of an object made by rays emanating from it and entering one eye. A correct estimate of distance cannot be made by unioocular projection. **P.** of **Visual Impressions**, the projection into space of the impressions of objects made upon the retina by rays emanating from the objects. The ability to do this enables us to locate correctly the position or distance of objects in space.

**Prolabial** (*pro-la'-be-al*) [*pro*, before; *labium*, lip]. Pertaining to the prolabium.

**Prolabium** (*pro-la'-be-um*) [*pro*, before; *labium*, a lip]. The red exposed part of the lip; also, the central prominence of the lip.

**Prolapse** (*pro-laps'*) [*prolabi*, to slip down]. The falling forward or downward of a part. **P.** of the **Anus** or **Rectum**, protrusion of the rectal walls beyond the anus. **P.**, **Artificial**, the drawing down of a part or organ, as the uterus, for purposes of examination or treatment. **P.** of the **Cord**, premature expulsion of the umbilical cord during parturition. **P.** of the **Iris**, protrusion of the iris through a corneal wound. **P.** of the **Uterus**, protrusion of the womb beyond the vulva.

**Prolapsed** (*pro-laps't*) [*prolabi*, to fall forward]. In a condition of prolapse.

**Prolapsion** (*pro-lap'-shun*). Synonym of *Prolapse*. [Old.]

**Prolapsus** (*pro-lap'-sus*). Synonym of *Prolapse*. **P.** ani, prolapse of the rectum. **P.** cerebri. Synonym of *Encephalocoele*. **P.** iridis, prolapse of the iris. **P.** linguae. Synonym of *Macroglossia*. **P.** oculi. Synonym of *Exophthalmos*. **P.** palpebrae. Synonym of *Ptoxis*. **P.** placenta, prolapse of the placenta. **P.** recti, prolapse of the rectum. **P.** sclerotici, staphyloma of the sclerotic. **P.** uteri, prolapse of the uterus. **P.** uteri completus, complete prolapse of the uterus; procidentia uteri. **P.** uvulae. Synonym of *Staphylo-dema*. **P.** vaginae, prolapse of the vagina. **P.** vesicae, prolapse of the bladder.

**Proleg** (*pro'-leg*) [*pro*, for; *leg*]. In biology, a false leg; a propped; an abdominal limb of the larvæ of insects.

**Prolepsis** (*pro-lep'-sis*) [*πρό*, before; *λαμβάνειν*, to seize]. The return of a paroxysm before the expected time.

**Proleptic** (*pro-lep'-tik*) [*πρό*, before; *λαμβάνειν*, to seize]. 1. Prognostic. 2. Returning before the regular or expected time.

**Proleptics** (*pro-lep'-tik-s*) [*πρό*, before; *λαμβάνειν*, to seize]. The art of prognosis.

**Proles** (*pro'-lez*) [*L.*]. Offspring.

**Prolicide** (*pro'-lis-id*) [*proles*, offspring; *cedere*, to kill]. Feticide or infanticide.

**Proliferate** (*pro-lif'-er-āt*) [*proles*, offspring; *ferre*, to bear]. To begin; to generate.

**Proliferation** (*pro-lif'-er-a'-shun*) [*proliferatio*; *proles*, offspring; *ferre*, to bear]. Cell-genesis. The continued formation and development of cells by multiplication. **P.**, **Atrophic**, multiplication of the cell-nuclei, with degeneration of the differentiated proto-

plasm of the peculiar cells of the tissues. It occurs in inflammation and in regeneration.

**Proliferative** (*pro-lif'-er-a-tiv*) [*proles*, offspring; *ferre*, to bear]. Multiplying; being the seat of cell-proliferation. **P.** **Cyst**, a cyst in which the lining epithelium proliferates and produces projections from the ental surface of the cysts.

**Proliferous** (*pro-lif'-er-us*) [*proles*, offspring; *ferre*, to bear]. In biology, producing offspring; developing buds, branches, or generative zooids. **P.** **Cyst**, with **Vascular Intra-cystic Growths**, a cyst, occurring in glands, especially the mammary and thyroid, from the ental wall of which spring irregular, usually cauliflower-like growths of a glandular character, which may eventually fill the cyst-cavity, or even break through the cyst-wall. The so-called sero-cystic sarcoma generally belongs to this class of cysts.

**Prolific** (*pro-lif'-ik*) [*proles*, offspring; *facere*, to make]. Fruitful; very fertile.

**Prolificatio** (*pro-lif'-ik-a'-shun*) [*prolificare*, produce offspring]. In biology, the development of organs or structures from a part normally ultimate. **P.** **Islands**, numerous spots upon the chorionic villi; thickenings of the nucleated protoplasm of the ectoderm. The "*Proliferationsinseln*" of German authors.

**Proligerous** (*pro-lif'-er-us*) [*proles*, offspring; *gerere*, to bear]. In biology, germinating; producing offspring; specifically applied to the film of infusions as the source of the microorganisms found in the infusion. **P.** **Disc**, see *Discus proligerus*.

**Promala** (*pro-mal'-lah*) [*pro*, before; *mala*, jaw]. In biology, the so-called mandibles of the myriopods, homologous with the *lacinia* of the hexapodous maxilla (Packard), less correctly called *protomala*.

**Promanus** (*pro-ma'-nus*) [*pro*, before; *manus*, hand]. The thumb.

**Promesoblast** (*pro-me'-zo-blast*) [*πρό*, before; *μέσος*, middle; *βλαστος*, sprout]. The mass of primordial cells which subsequently develop into the mesoblast.

**Prometopia** (*pro-met-o'-pe-ah*) [*πρό*, before; *μέτωπον*, forehead]. The anterior portion of the forehead, or the skin covering it.

**Prometopidia** (*pro-met-o-pid'-e-ah*) [*πρό*, before; *μέτωπον*, forehead]. Bandages for the forehead.

**Prominence** (*prom'-in-ens*) [*prominere*, to jut out]. 1. A projection on the surface of a part, especially on a bone. 2. The state of being prominent. 3. Importance; distinction. **P.**, **Bony**, a prominence on a bone, usually serving as a landmark. **P.**, **Doyère's**. See *Doyère's*. **P.**, **Genital**, an accumulation of cells on the ventral aspect of the embryonic cloaca and from which the generative organs are developed. **P.**, **Double**, an abnormal prominence at the junction of the first and second sacral vertebræ. **P.**, **False**. Synonym of *P.*, *Double*. **P.**, **Mental**, the triangular eminence projecting forward from the middle of the body of the lower jaw. **P.**, **Sacro-vertebral**, the promontory of the sacrum.

**Prominentia** (*prom-in-en'-she-ah*) [*L.*: *pl.*, *Prominentiæ*]. Synonym of *Prominence*. **P.** **albicans**. Synonym of *Corpus albicans*. **P.** **encephali**. Synonym of *Corpora quadrigemina*. **P.** **laryngea**. Synonym of *Pomum adami*. **P.** **lentiformis**. Synonym of *Nucleus, Lenticular*. **P.** **natiformis**. Synonym of the *Nates of the Corpora quadrigemina*. **P.** **oculi totius**. Exophthalmos. **P.** **orbiculares majores**. Synonym of the *Nates of the Corpora quadrigemina*. **P.** **orbiculares minores**. Synonym of the *Testes of the Corpora quadrigemina*. **P.** **semiovalis**. Synonym of *Olivary Body*. **P.** **sphærica**, a cerebral convolution. **P.** **spiralis**, a slight prominence on the outer wall of the cochlear duct, containing a small capillary

- vessel. **P. testiformes**, the testes of the corpora quadrigemina.
- Promontory** (*prom'-on-tor-e*) [*pro*, before; *mons*, mountain]. An elevation or prominence. **P. of the Sacrum**, the prominence formed by the angle between the upper extremity of the sacrum and the last lumbar vertebra. **P. of the Tympanum**, the prominence formed by the first turn of the cochlea.
- Promorph** (*pro'-morf*) [*πρό*, before; *μορφή*, form]. In biology, a primitive or fundamental form-type.
- Promorphologist** (*pro-mor-fol'-o-jist*) [*πρό*, before; *μόρφη*, form; *λόγος*, science]. One versed in promorphology.
- Promorphology** (*pro-mor-fol'-o-je*) [*πρό*, before; *μόρφη*, form; *λογος*, science]. In biology, organic morphology as related to a few fundamental types of structure. The treatment of organic form from a mathematic or geometric basis.
- Promusciculate** (*pro-mus'-id-āt*) [*promuscis*, a corrupt form for *proboscis*]. Having the form of a promuscis.
- Promuscis** (*pro-mus'-is*) [*promuscis*, a corrupt form for *proboscis*; *pl.*, *Promuscides*]. In biology, a proboscis, beak, or rostrum; usually applied to insects.
- Promycele** (*pro-mi'-sel*). Same as *Promycelium*.
- Promycelial** (*pro-mi'-se'-le-al*) [*πρό*, before; *μύκης*, a fungus; *ἕλος*, an excrescence]. Pertaining to the promycelium.
- Promycelium** (*pro-mi'-se'-le-um*) [*πρό*, before; *mycelium*, from *μύκης*, a fungus; *ἕλος*, an excrescence]. In biology, a short mycelium formed from the oöspere or resting spore in certain species of fungi (*Oömycelles*, *Zygomycetes*), and which dies after bearing a few conidiospores. These conidiospores in turn propagate new thalli, giving rise to a distinct alternation of generations.
- Pronation** (*pro-na'-shun*) [*prono*, bent forward]. 1. The condition of being prone; the act of placing in the prone position. 2. Of the hand. The turning of the palm downward.
- Pronator** (*pro-na'-tor*) [*prono*, to bend forward]. That which pronates. A term applied to several muscles. See *Muscles*, *Table of*.
- Pronaus** (*pro-nah'-us*) [*πρό*, before; *ναός*, temple]. The vestibule of the vagina.
- Prone** (*prōn*) [*pronus*, prone]. With the palm directed downward. Also, lying with the face downward. The opposite is *Supine*. **P. and Postural Respiration**, "Marshall Hall's Ready Method of Artificial Respiration." See *Respiration*.
- Pronephric** (*pro-nef'-rik*) [*πρό*, before; *νεφρός*, a kidney]. In biology, of or pertaining to the pronephron, or the primitive kidney. **P. Duct**, one of the four fundamental parts of the vertebrate urogenital system; the Wolffian duct. Cf. *Archinephric Duct*, *Müllerian Duct*.
- Pronephridium** (*pro-nef'-rid'-e-um*) [*πρό*, before; *νεφρός*, kidney]. One of the canaliculi which in lower orders of animals, especially the invertebrata, act as excretory organs.
- Pronephron** (*pro-nef'-ron*) [*πρό*, before; *νεφρός*, a kidney; *pl.*, *Prouephra*]. In biology, "the first part of the urogenital system to be differentiated in the vertebrate embryo; it is to be regarded as the phylogenetically oldest part. It is found in the embryos of (probably) all vertebrates, but disappears before adult life in selachians, some teleosts, and all amniota. It is always situated in the segments immediately behind the heart, and is a paired organ with a longitudinal duct, which finally opens into the cloaca." (Minot.) Cf. *Head-kidney*, *Primitive Kidney*, *Okenian Body*, *Wolffian Body*.
- Pronephros** (*pro-nef'-ros*). Same as *Pronephron*.
- Pronœa** (*pro-ne'-ah*). Synonym of *Prognosis*.
- Pronotum** (*pro-no'-tum*) [*πρό*, before; *νώτος*, back; *pl.*, *Pronota*]. The anterior of the three divisions of the dorsal section of the prothorax of an arthropod.
- Pronuclear** (*pro-nu'-kle-ar*) [*pro*, before; *nucleus*, nucleus]. Pertaining to a pronucleus.
- Pronucleate** (*pro-nu'-kle-āt*) [*pro*, before; *nucleus*, nucleus]. Having a pronucleus.
- Pronucleolus** (*pro-nu'-kle'-o-lus*) [*pro*, before; *nucleolus*, nucleolus]. A nucleolus of a pronucleus.
- Pronucleus** (*pro-nu'-kle-us*) [*pro*, before; *nucleus*, nucleus; *pl.*, *Pronuclei*]. In biology, the name given by Ed. van Beneden to one of the two nuclear elements of a newly fecundated ovum, the male and the female pronucleus, the fusion (conjugation) of which results in the formation of the first embryonic nucleus. The nucleus which appears within the ovum after the formation of the polar bodies is the female pronucleus. According to Hertwig, the head of the spermatozoid is transformed directly into the male pronucleus, while Salensky holds that it is first dissolved and provokes secondarily the formation of the male pronucleus. **P., Segmentation**, the nucleus of the germ. **P., Sperm**. Synonym of *P., Male*.
- Proodontus** (*pro-o-don'-tus*) [*πρό*, before; *ὀδούς*, tooth]. Lissauer's term for a skull in which the angle formed between the radius fixus and the line joining the subnasal and alveolar points is between 23° and 50°.
- Proof-spirit**. See *Spirit*.
- Proösteon** (*pro-os'-te-on*) [*πρό*, before; *ὀστέον*, bone]. A bony process or prominence.
- Proöstracal** (*pro-os'-trak-al*) [*πρό*, before; *ὄστρακον*, shell]. Pertaining to a proöstracum.
- Proöstracum** (*pro-os'-trak-um*) [*πρό*, before; *ὄστρακον*, shell]. In biology, the projecting lamella of the thick covering of the phragmacone of a cephalopod.
- Proötic** (*pro-o'-tik*) [*πρό*, before; *ὄς*, ear]. 1. Before, or in front of, the ear. 2. One of the otic bones, very constant in the skulls of the lower vertebrata.
- Propagate** (*prop'-ag-āt*) [*propagare*, to generate]. To generate; to multiply.
- Propagation** (*prop-ag-at'-shun*) [*propagare*, to generate]. Reproduction; spreading, dissemination. **P., Arc of**, a term given to that margin of the corneal creeping ulcer of Saemisch which assumes the form of an elevated curve, and is more decidedly opaque or yellow than the others.
- Propagatorium** (*prop-ag-at'-o'-re-um*) [*propagare*, to generate, increase; *pl.*, *Propagatoria*]. In biology, the entire mechanism of reproduction. Cf. *Nutritorium*, *Locomotorium*, *Sensorium*.
- Propagule** (*pro-pag'-ül*) [*propagare*, to propagate]. Same as *Propagulum*.
- Propagulum** (*pro-pag'-u-lum*) [*propagare*, to propagate; *pl.*, *Propagula*]. In biology, any structure, part, or organ utilized in the asexual propagation of plants; a stolon, offset, runner.
- Propalanin** (*pro-pal'-an-in*),  $C_4H_9NO_2$ . *Amidobutyric acid*. It crystallizes in little leaflets or needles, and is very soluble in water.
- Propalinal** (*pro-pal'-in-al*) [*πρό*, before; *πάλιν*, back, backward]. In biology, applied to the forward and backward movement of the jaws of certain animals.
- Propane** (*pro'-pān*),  $C_3H_8$ . A hydrocarbon of the marsh-gas series. It is a constituent of petroleum.
- Proparapteral** (*pro-par-ap'-ter-al*) [*πρό*, before; *πάρᾱ*, beside; *πτερον*, wing]. Pertaining to the proparapteron.
- Proparapteron** (*pro-par-ap'-ter-on*) [*πρό*, before; *πάρᾱ*, beside; *πτερόν*, wing; *pl.*, *Proparaptera*]. In biology, the third sclerite of the propleuron of an arthropod.



**Proparateresis** (*pro-par-at-er-e'-sis*) [*πρό*, before; *παρά*, beside; *τήρησις*, a watching]. Prevention; prophylaxis.

**Propargylic Acid** (*pro-par-gill'-ik*). See *Propiolic Acid*.

**Propatagial** (*pro-pat-a'-je-al*) [*πρό*, before; *παταγίον*, a border]. Pertaining to the propatagium.

**Propatagium** (*pro-pat-a'-je-um*) [*πρό*, before; *παταγίον*, a golden stripe, border: *pl.*, *Propatagia*]. In biology, the fold of skin in front of and between the forearm and upper arm in the wing of a bird.

**Propathy** (*pro'-path-e*) [*πρό*, before; *πάθος*, disease]. 1. A premonitory symptom. 2. A past disease.

**Prop-cells**. Cells, generally columnar or fusiform, placed in the intervals of the rods and hair-cells of the organ of Corti. They are also known as *Supporting Cells* and *Cells of Deiter*.

**Proped** (*pro'-ped*). See *Proleg*.

**Propedal** (*pro-pe'-dl*) [*pro*, for; *pes*, a foot]. Pertaining to a proped.

**Propendientia** (*pro-pen-den'-she-ah*). Synonym of *Prolapse*. *P. uvulae*, relaxation of the uvula.

**Propenyl** (*pro'-pen-il*). See *Glyceryl*. *P. Trinitrate*. Synonym of *Nitroglycerin*.

**Propenyl Hydrate** (*pro'-pen-il-hi'-drāt*). See *Glycerin*.

**Propepsin** (*pro-pep'-sin*) [*πρό*, before; *πέπτειν*, to cook]. The zymogen, or mother-substance, of pepsin, found in the cells of the gastric glands.

**Propeptone** (*pro-pep'-tōn*). See under *Peptone*.

**Propeptonuria** (*pro-pep-ton-u'-re-ah*) [*πρό*, before; *πέπτειν*, to cook; *οὔρον*, urine]. The appearance of propeptone or hemialbumose in the urine. It may occur in fevers, diphtheria, or osteomalacia, or during medication with sthorax or phosphorus. See *Peptonuria*.

**Properistoma** (*pro-per-is-to'-mah*) [*πρό*, before; *περί*, around; *στόμα*, mouth: *pl.*, *Properistomata*]. In biology, the thickened edge of the gastrula.

**Properistomal** (*pro-per-is-to'-mal*) [*πρό*, before; *περί*, around; *στόμα*, mouth]. Pertaining to a properistoma.

**Properistome** (*pro-per'-is-tōm*). Same as *Properistoma*.

**Peritononeal** (*pro-per-it-o-ne'-al*) [*πρό*, before; *περιτόναιον*, peritoneum]. Situated in front of the peritoneum. *P. Hernia*, a hernia the sac of which extends in various directions within the abdominal walls. *P. Hernia, Cruro-*, of Kroenlein, a femoral hernia in which an additional sac exists in the cellular tissue of the pelvis, between the peritoneum and the abdominal wall. *P. Hernia, Inguino-*, of Kroenlein; one which protrudes outward along the fold of the groin, within the abdominal walls; by the French termed *hernie en bissac*.

**Prophasis** (*prof'-as-is*) [*πρό*, before; *φαίνειν*, to show]. 1. Prognosis. 2. In biology, a collective term proposed by Strasburger for the phenomena of karyokinesis up to the longitudinal splitting of the threads. Cf. *anaphases*, *metaphases*.

**Prophetin** (*prof'-et-in*),  $C_{20}H_{36}O_7$ . A glucosid found in *Ecballium officinale* and *Cucumis prophetarum*.

**Phloëm** (*pro-flo'-em*) [*πρό*, before; *φλοιός*, bark]. In biology, (a) the incipient rudiment or *Anlage* of phloëm in a fibro-vascular bundle; (b) a tissue in the sporophore of mosses resembling the phloëm of higher plants.

**Prophragma** (*pro-frag'-mah*) [*πρό*, before; *φράγμα*, fence, partition: *pl.*, *Prophragmata*]. In biology, an internal, anterior, transverse plate of the exoskeleton of an insect, serving for the attachment of internal organs.

**Prophththalmos** (*prof-thal'-mos*). Synonym of *Exophthalmos*.

**Prophylactic** (*pro-fil-ak'-tik*) [*προφυλάσσειν*, to keep guard before]. Pertaining to prophylaxis. Also, a medicine or agent that prevents the taking of disease.

**Prophylaxis** (*pro-fil-aks'-is*) [*προφυλάσσειν*, to keep guard before]. Prevention of disease; preventive measures; preventive medicine; hygiene.

**Prophylaxy** (*pro'-fil-aks-e*). Same as *Prophylaxis*.

**Prophyllum** (*pro-fil'-um*) [*πρό*, before; *φύλλον*, leaf]. A primitive or primary leaf.

**Prophysis** (*prof'-is-is*). See *Symbplepharon*.

**Propiolic Acid** (*pro-pe-o'-lik*). See *Acid*.

**Propionamid** (*pro-pe-on'-am-id*) [*πρώτος*, first; *πίων*, fat; *amid*],  $C_3H_7NO$ . A substitution compound of ammonia.

**Propione** (*pro'-pe-on*) [*πρώτος*, first; *πίων*, fat],  $C_3H_7O$ . *Diethyl Ketone*, a liquid obtained by the distillation of calcium propionate. It boils at  $101^\circ C$ .

**Propionic Acid** (*pro-pe-on'-ik*). See *p. 36*.

**Proplasm** (*pro'-plazm*) [*πρό*, for; *πλάσσειν*, to form]. A mold; a matrix.

**Propleural** (*pro-plu'-ral*) [*πρό*, before; *πλευρά*, side]. Pertaining to the propleura.

**Propleuron** (*pro-plu'-ron*) [*πρό*, before; *πλευρά*, side: *pl.*, *Propleura*]. In biology, one of the prothoracic parameres of an arthropod.

**Proplexus** (*pro-pleks'-us*) [*pro*, before; *plexus*, plexus]. The choroid plexus of the lateral ventricle of the brain. See *Paraplexus*.

**Propodeum** (*pro-po'-de-um*) [*pro*, before; *pod(ex)*, fundament: *pl.*, *Propodea*]. In biology, a part of the last thoracic ring of certain insects transferred during development from the first abdominal ring.

**Propodial** (*pro-po'-de-al*) [*πρό*, before; *πούς*, foot]. Pertaining to the propodium.

**Propodite** (*prop'-o-dit*) [*πρό*, before; *πούς*, foot]. Same as *Propodos*.

**Propodium** (*pro-po'-de-um*) [*πρό*, before; *πῶς*, foot: *pl.*, *Propodia*]. In biology, the anterior portion of the foot of a gasteropod or pteropod, as distinguished from the *mesopodium* and *metapodium*.

**Propodos** (*prop'-o-dos*) [*πρό*, before; *πούς*, foot]. In biology, the sixth joint of any appendage of a crustacean; a *prognathite*, *propodite* (Bate). Cf. *protopodite*, *endopodite* or *exopodite*, *ischiopodite*, *meropodite*, *carpopodite*, and *dactylopodite*.

**Propolis** (*prop'-o-lis*) [*πρό*, before; *πόλις*, city]. In biology, a resinous substance, exceedingly tenacious, varying much in color, but usually a rich brown, and which emits a balsamic odor, used by bees both as a cement and as a varnish. Bees varnish their combs with it, applying it quite thickly on the edges of the cells and thin on the cell-walls; they use it to fill up every crack the bottom of which they cannot reach. Propolis is collected in largest amounts toward the end of the season, from a variety of sources, *e. g.*, the leaf-buds of shrubs and trees, the poplar, the alder, the beech, the willow, the fir, the horsechestnut, the hollyhock, etc.

**Propoma** (*pro-po'-mah*) [*προπίνειν*, to drink before]. A potion taken before meals.

**Propons** (*pro'-ponz*). Synonym of *Ponticulus*.

**Propostscutellar** (*pro-pōst-sku-tell'-ar*) [*πρό*, before; *postscutellum*]. Pertaining to a propostscutellum.

**Propostscutellum** (*pro-pōst-sku-tell'-um*) [*πρό*, before; *postscutellum*]. In biology, the postscutellum of the pronotum.

**Proprescutal** (*pro-pre-sku'-tal*) [*pro*, before; *prescutum*]. Pertaining to the proprescutum.

**Proprietary** (*pro-pri'-et-ar-e*) [*proprietas*, property]. Belonging to a proprietor. *P. Medicine*. One the manufacture or sale of which is controlled or limited by a monopoly of the sources of supply; by a property-right in the trade-mark, the name, or the label; by a patent; by a secret of constitution or of method of manufacture; or by any other means.

**Propterygial** (*pro-ter-ij'-e-al*) [*πρό*, before; *περύγιον*, a little wing]. Pertaining to the propterygium.

**Propterygium** (*pro-ter-ij'-e-um*) [*πρό*, before; *περύγιον*, a little wing, fin: *pl.*, *Propterygia*]. In biology, one of the three segments of the skeleton of the anterior fin of a fish. Cf. *Mesopterygium*, *Metapterygium*.

**Proptoma** (*prop-to'-mah*) [*πρό*, before; *πτῶμα*, a fall: *pl.*, *Proptomata*]. A prolapse, or the protruding mass resulting from a prolapse. **P. auricularum**, flap ears. **P. mammarium**, a pendulous condition of the breasts. **P. palpebrarum**. Synonym of *Ptoxis*.

**Proptosis** (*prop-to'-sis*) [*πρό*, forward; *πτῶσις*, a falling]. A falling downward of an organ from its place. Prolapse. **P., Entero-**. See *Enteroproptosis*. **P., Gastro-**. See *Gastroptosis*. **P. oculi**. Synonym of *Exophthalmos*. **P. palpebræ**, ptosis. **P. uvulæ**. Synonym of *Staphyloedema*.

**Proptysis** (*prop'-tis-is*). Synonym of *Expectoration*.

**Propulsion** (*pro-pul'-shun*) [*pro*, before; *pellere*, to push]. The act of pushing or being pushed forward. It is a symptom of paralysis agitans; as the patient walks there is a progressive increase in the rapidity of his gait, until he breaks into a run. This continues until he either falls or seizes a support. See *Paralysis agitans* and *Festination*.

**Propupa** (*pro-pu'-pah*) [*pro*, before; *pupa*, pupa]. In biology, that stage of insect development immediately preceding the pupa.

**Propygidium** (*pro-pi-jid'-e-um*) [*πρό*, before; *πυγή*, rump; dim. *ιδιον*: *pl.*, *Propygidia*]. In biology, the penultimate dorsal segment of the abdomen of certain insects.

**Propyl** (*pro'-pil*) [*πρώτος*, first; *ύλη*, matter],  $C_3H_7$ . The radicle of propane.

**Propylamin** (*pro-pil'-am-in*) [*πρώτος*, first; *ύλη*, matter; *αμίν*],  $C_3H_7N$ . A ptomain, isomeric with trimethylamin. There are two propylamins possible, represented by the formulæ  $CH_3.CH_2.CH_2.NH_2$  and  $(CH_3)_2.CH_2$ . The former, or normal compound, boils at  $47^{\circ}$ – $48^{\circ}$  C.; while the latter, or isopropylamin, boils at  $31.5^{\circ}$  C. Iso-propylamin has been found among the distillation-products of beet-root molasses. Normal propylamin has been obtained from cultures of the bacteria of human feces, and a strongly similar basic substance from a cadaver. Both are non-poisonous liquids possessing an ammoniacal, fish-like smell. See *Ptomains*, *Table of*.

**Propylene** (*pro'-pil-en*) [*πρώτος*, first; *πίον*, fat; *ύλη*, matter],  $C_3H_6$ . A gaseous hydrocarbon belonging to the series of the olefins.

**Prora** (*pro'-rah*) [*πῶρα*, the prow of a ship]. 1. Occiput. 2. In biology, prow-shaped or C-shaped, as certain sponge-spicules. **Proræ**, **Sutura**, the lambdoid suture.

**Proral** (*pro'-ral*). See *Cephalic*.

**Prorenal** (*pro-re'-nal*) [*pro*, for, before; *ren*, the kidney]. In biology, preceding the true kidney. See *Duct*, *Segmental*.

**Pro re nata** (*pro-re-na'-tah*) [L.]. A phrase signifying according to the circumstances of the case.

**Prorrhesis** (*pror-e'-sis*). Synonym of *Prognosis*.

**Prorsad** (*pror'-sad*) [*prorsum*, forward]. Toward the anterior aspect.

**Prorsal** (*pror'-sal*) [*prorsum*, forward]. Anterior; forward.

**Prorruption** (*pror-up'-shun*). Synonym of *Eruption*.

**Pros's Apparatus**. A contrivance for making continuous traction on the obstetric forceps, the counter-pressure being exerted upon the bed, that forms part of the apparatus.

**Prosarma** (*pro-sar'-mah*) [*προσαίρειν*, to take up]. In-gesta; anything ingested.

**Prosartema** (*pros-ar'-tem-ah*) [*προσάρτημα*, appendage]. In biology, the appendage connected with the inner side of the first joint of the first pair of antennæ in macrurous crustaceans. (Bate.)

**Prosarthrosis** (*pros-ar-thro'-sis*). Synonym of *Diarthrosis*.

**Proscapula** (*pro-skap'-u-lah*) [*pro*, before; *scapula*, shoulder-blade: *pl.*, *Proscapulae*]. In biology, one of the principal parameric elements of the shoulder-girdle of a fish. The *humerus* of Cuvier, the *coracoid* of Owen, and the *clavicula* of later writers.

**Proscapular** (*pro-skap'-u-lar*) [*pro*, before; *scapula*, shoulder-blade]. Pertaining to the proscapula.

**Proschysis** (*pros'-his-is*) [*προς*, before; *χυσίς*, a pouring]. Affusion.

**Proscolecine** (*pro-skol'-es-in*) [*πρό*, before; *σκώληξ*, a worm]. Pertaining to a proscolex.

**Proscolex** (*pro-sko'-leks*) [*πρό*, before; *σκώληξ*, a worm: *pl.*, *Proscolices*]. In biology, the embryo of a cestode worm immediately after leaving the egg. It is a microscopic spheric or oval body provided at one pole with three pairs of divergent spicules by which it is enabled to penetrate the walls of the stomach or intestine of its host.

**Proscolla** (*pros-kol'-ah*) [*πρός*, before; *κόλλα*, glue: *pl.*, *Proscollæ*]. See *Retinaculum*.

**Proscutal** (*pro-sku'-tal*) [*pro*, before; *scutum*, a shield]. Pertaining to the proscutum.

**Proscutellar** (*pro-sku-tell'-ar*) [*pro*, before; *scutellum*, a little shield]. Pertaining to the proscutellum.

**Proscutellum** (*pro-sku-tell'-um*) [*pro*, before; *scutellum*, a little shield: *pl.*, *Proscutella*]. In biology, the penultimate piece of the pronotum of an arthropod.

**Proscutum** (*pro-sku'-tum*) [*pro*, before; *scutum*, a shield: *pl.*, *Proscuta*]. The scutum, or second piece of the pronotum of an arthropod.

**Prosection** (*pro-sek'-shun*) [*prosecare*, to cut off from before]. Dissection practised by a prosector.

**Prosector** (*pro-sek'-tor*) [*pro*, for; *sector*, cutter]. An officer of a medical college who prepares subjects for anatomic dissection, or to illustrate didactic lectures.

**Prosectorship** (*pro-sek'-tor-ship*) [*prosecare*, to cut off from before]. The office of a prosector.

**Prosencephal** (*pros-en'-sef-al*). Same as *Prosen-cephalon*.

**Prosencephalic** (*pros-en-sef-al'-ik*) [*πρός*, before; *ἐγκέφαλος*, brain]. Pertaining to the forehead or forebrain; frontal. **P. Arch**, the neural arch of a frontal vertebra.

**Prosen-cephalon** (*pros-en-sef'-al-on*) [*πρός*, before; *ἐγκέφαλος*, brain]. The forebrain; that part of the anterior cerebral vesicle from which are developed the hemispheres, the callosus, the anterior commissure, the fornix, the septum lucidum, the anterior perforated space, the olfactory lobes, and the corpus striatum. The cavity is the prosocoele.

**Prosenchyma** (*pros-eng'-kim-ah*) [*πρός*, near; *ἔγχυμα*, an infusion]. In biology, a term used to designate the elongated, taper-pointed cells and vessels of plants.

**Prosenchymatous** (*pros-eng-kim'-at-us*) [*πρός*, near; *ἔγχυμα*, an infusion]. Belonging or pertaining to the prosenchyma.

**Prosenthesis** (*pros-en'-thes-is*) [*πρός*, to; *ἐνθεσις*, a putting in, insertion]. In biology, a supplementary relation which the measure of the phyllotaxis adopts in the transition from the last leaf of one cycle to the first of the next. (Sachs.)

**Prosethmoid** (*pros-eth'-moid*) [*πρός*, toward; *ἰθμός*, a sieve]. In biology, the median ethmoid bone of the skull of a fish.

**Proslysis** (*pros'-his-is*). Same as *Catalysis*.



**Prosobregmus** (*pros-o-breg'-mus*) [πρόσω, forward; βρέγμα, bregma]. Lissauer's term for a skull in which the angle formed between the radius fixus and the line joining the hornion and the bregma is between 82° and 95.5°.

**Prosocele** (*pros'-o-sel*) [πρόσω, forward; κοίλος, a hollow]. The cavity of the prosencephalon. It is divided into three main divisions, a mesal cavity, the aula, and two lateral cavities, the paraceles, together with the rhinocetes (olfactory ventricles) or cavities of the olfactory bulbs.

**Prosodal** (*pros'-o-dal*) [πρός, to; ὁδός, way, road]. In biology, incurrent.

**Prosodiacephal** (*pros-o-di-en'-sef-al*) [πρόσω, forward; δια, through; ἐγκέφαλος, brain]. The primary fore-brain.

**Prosodiacephalic** (*pros-o-di-en-sef-al'-ik*) [πρόσω, forward; diencephalon]. Pertaining to the prosodiacephal.

**Prosodus** (*pros'-o-dus*) [πρός, to; ὁδός, way, road; pl., *Prosodi*]. In biology, an incurrent pore; an *aditus*, as in a sponge.

**Prosgaster** (*pros-o-gas'-ter*) [πρόσω, forward; γαστήρ, belly]. The foregut.

**Prosgnathous** (*pro-sog'-na-thus*). Same as *Prognathic*.

**Prosoma** (*pro-so'-mah*) [πρό, before; σῶμα, body]. In biology, the cephalic or anterior segment of the body of a mollusc or other animal.

**Prosomal** (*pro-so'-mal*) [πρό, before; σῶμα, body]. Pertaining to the prosoma.

**Prosmatic** (*pro-so-mat'-ik*) [πρό, before; σῶμα, body]. Pertaining to the prosoma.

**Prosome** (*pro'-sôm*). Same as *Prosoma*.

**Prosopalgia** (*pros-o-fal'-je-ah*) [πρόσωπον, face; ἄλγος, pain]. Face-ache; *Tic douloureux*.

**Prosopalgic** (*pros-o-fal'-jik*) [πρόσωπον, face; ἄλγος, pain]. Affected with prosopalgia.

**Prosopantritis** (*pros-op-an-tri'-tis*) [πρόσωπον, face; ἄντρον, cavity; ιτις, inflammation]. Inflammation of the frontal sinuses.

**Prosopantrum** (*pros-op-an'-trum*) [πρόσωπον, face; ἄντρον, cavity]. A frontal sinus.

**Prosopectasia** (*pros-o-pek-ta'-se-ah*) [πρόσωπον, face; ἐκτασις, enlargement]. Morbid enlargement of the face.

**Prosoperysipelas** (*pros-o-per-is-ip'-el-as*) [πρόσωπον, face; ἐρυσίπελας, erysipelas]. Facial erysipelas.

**Prosoplexus** (*pros-o-pleks'-us*) [πρόσω, forward; plexus, plexus]. The choroid plexuses of the prosencephalic cavities, including the paraplexuses and intermediate portiplexuses and antiplexuses.

**Prosopocarcinoma** (*pros-o-po-kar-sin-o'-mah*) [πρόσωπον, face; καρκίνωμα, carcinoma]. Carcinoma of the face.

**Prosopodidymus** (*pros-o-po-did'-im-us*) [πρόσωπος, face; διδυμος, double]. Same as *Diprosopus*.

**Prosopodiplegia** (*pros-o-po-di-ple'-je-ah*) [πρόσωπον, face; dis, double; πληγή, stroke]. Bilateral facial palsy.

**Prosopodismorphia** (*pros-o-pod-is-mor'-fe-ah*). Synonym of *Atrophy, Progressive Unilateral Facial*.

**Prosopodynia** (*pros-o-po-din'-e-ah*) [πρόσωπον, face; ὀδύνη, pain]. Facial pain, or neuralgia.

**Prosopography** (*pros-o-pog'-ra-fe*) [πρόσωπον, face; γράφειν, to write]. The description of anyone's personal appearance.

**Prosopology** (*pros-o-pol'-o-je*) [πρόσωπον, face; λόγος, science]. The scientific study of the countenance; physiognomy.

**Prosoponeuralgia** (*pros-o-po-nu-rall'-je-ah*). Synonym of *Prosopalgia*.

**Prosopoparalysis** (*pros-o-po-par-al'-is-is*). Synonym of *Prosopoplegia*.

**Prosopoplegia** (*pros-o-po-ple'-je-ah*) [πρόσωπον, face; πληγή, stroke]. Facial palsy.

**Prosoposalgia** (*pros-o-po-sal'-je-ah*). Synonym of *Prosopalgia*.

**Prosoposchisis** (*pros-o-pos'-kis-is*) [πρόσωπον, face; σχίσις, fissure]. An oblique fissure or cleft of the face of a fetal monstrosity. It passes from the mouth to one of the orbits, and is usually associated with malformation of the brain.

**Prosoposis** (*pros-o-po'-sis*) [πρόσωπον, face]. Physiology.

**Prosopospasmos** (*pros-o-po-spa'-mos*) [πρόσωπον, face; σπασμός, spasm]. Risus sardonius.

**Prosoposternodynia** (*pros-o-po-ster-no-din'-e-ah*) [πρόσωπον, face; στέρνον, breast; διδυμος, double]. A form of double monstrosity in which the twins are united by their faces and chests.

**Prosopothoracopagus** (*pros-o-po-tho-rak-op'-ag-us*) [πρόσωπον, face; θώραξ, chest; πάγος, that which is fixed]. A form of double fetal monstrosity in which the twins are united by the upper abdomen, chest, and faces, the spinal columns being quite separate and distinct.

**Prosopotocia** (*pros-o-po-to'-se-ah*) [πρόσωπον, face; τόκος, birth]. Face-presentation in parturition.

**Prosoprosopus** (*pros-o-pros'-op-us*) [πρόσω, forward; πρόσωπον, face]. Lissauer's term for a skull in which the angle formed between the radius fixus and the line joining the nasion and the alveolar point is between 66.5° and 78°.

**Prosopulmonate** (*pros-o-pul'-mo-nāt*) [πρόσω, forward; pulmo, lung]. Having anterior pulmonary organs.

**Prosopylar** (*pros-o-pil'-lar*) [πρόσω, forward; πύλη, a gate]. Pertaining to a prosopyle.

**Prosopyle** (*pros'-o-pil*) [πρόσω, forward; πύλη, a gate]. In biology, the aperture leading from the exterior into an endodermal chamber in a sponge, as distinguished from the *apophyle*, which furnishes communication between the endodermal chamber and the paragastric cavity.

**Prosorrhinus** (*pros-or-i'-nus*) [πρόσω, forward; ῥίς, nose]. Lissauer's term for a skull in which the angle formed between the radius fixus and the line joining the nasion and the subnasal point is between 66.5° and 77°.

**Prosoterma** (*pros-o-ter'-mah*) [πρόσω, forward; τέρμα, limit]. A lamina uniting the two halves of the fornix.

**Prosothoracopagus** (*pros-o-tho-rak-op'-ag-us*) [πρόσω, forward; θώραξ, thorax; πάγος, fixed]. A double monstrosity with fusion of the thoraces.

**Prospagma** (*pros-peg'-mah*) [προσπιγνύναι, to fix]. An inspissated mass, especially of mucus, in the anus.

**Prospysis** (*pros'-fis-is*) [προσφύεσθαι, to cling to]. Adhesion. **P. palpebrarum**. Synonym of *Ankyloblepharon*.

**Prosporangium** (*pro-spo-ran'-je-um*) [πρό, before; σπόρος, seed; ἀγγεῖον, vessel; pl., *Prosporangia*]. In biology, the rudiment or forerunner of the sporangium in the *Chytridicea*.

**Prostata** (*pros'-tal-ah*) [προστάτης, prostate]. The prostate gland.

**Prostatalgia** (*pros-tat-al'-je-ah*) [προστάτης, prostate; ἄλγος, pain]. Pain in the prostate gland.

**Prostataux** (*pros-tat-awks'-e*) [προστάτης, prostate; αὐξη, increase]. Enlargement of the prostate gland.

**Prostate, or Prostate Gland** (*pros'-tāt*) [προστατής, πρό, before; ιστάται, to stand]. The glandular body surrounding the neck of the bladder and beginning of the urethra. It is situated behind the symphysis

pubis, and upon the rectum, through which it is palpable when enlarged. It measures an inch and a half in its transverse diameter, an inch in its antero-posterior, and three-quarters of an inch in thickness. Its weight is about 6 drams. It consists of two lateral and a middle lobe. In structure it consists of muscular and glandular tissue; a distinct capsule surrounds it. The prostate often becomes enlarged in advanced life, and may then interfere with the emptying of the bladder. **P., Anterior**, a small glandular body sometimes found in front of Méry's glands. **P., Enlarged**, the enlargement of the prostate gland, so frequent in advanced life. One of the most constant symptoms is frequent urination, especially at night.

**Prostatectomy** (*pros-tat-ek'-o-me*) [*προστάτης*, prostate; *ἐκτομή*, excision]. Excision of a part of the prostate, also known as *Mercier's Operation*.

**Prostatelcosis**, **Prostatelcosis** (*pros-tat-el-ko'-sis*, *pros-tat-hel-ko'-sis*) [*προστάτης*, prostate; *ἐλκωσις*, ulceration]. Ulceration of the prostate.

**Prostatic** (*pros-tat'-ik*) [*προστάτης*, prostate]. Relating to the prostate. **P. Acini**, highly developed urethral glands, opening by several ducts on the free surface of the urethra. **P. Calculus**, a stone lodged in the prostate gland. **P. Ducts**, a number of short ducts opening upon the floor of the urethra, and communicating with the prostate gland. **P. Plexus**. 1. A collection of veins surrounding the neck and base of the bladder and the prostate gland. 2. A plexus of nerves derived from the pelvic plexus, and distributed to the prostate gland, seminal vesicles and erectile tissue of the penis. **P. Sinus**, a depression in the prostatic urethra, one on each side of the verumontanum, which marks the entrance of the prostatic ducts. **P. Urethra**, that portion of the urethra surrounded by the prostate gland. **P. Vesicle**, a small cul-de-sac situated at the middle of the highest portion of the crest of the urethra. It is the analogue of the uterus of the female, and is also called the *uterus masculinus*, the *sinus pocularis* and the *utricle*.

**Prostaticus** (*pros-tat'-ik-us*). Same as *Prostatic*.

**Prostatitic** (*pros-tat-it'-ik*) [*προστάτης*, prostate; *ιτις*, inflammation]. Affected with prostatitis.

**Prostatitis** (*pros-tat-it'-tis*) [*προστάτης*, prostate; *ιτις*, inflammation]. Inflammation of the prostate gland.

**Prostatocoele** (*pros-tat'-o-sel*) [*προστάτης*, prostate; *κήλη*, tumor]. An enlargement of the prostate gland, causing a tumor-like projection.

**Prostatocystitis** (*pros-tat-o-sis-ti'-tis*) [*προστάτης*, prostate; *κύστις*, bladder; *ιτις*, inflammation]. Inflammation of the prostate and urinary bladder.

**Prostatolith** (*pros-tat'-o-lith*) [*προστάτης*, prostate; *λίθος*, a stone]. A prostatic calculus.

**Prostatome** (*pros-tat-om*) [*προστάτης*, prostate; *τομή*, a cutting]. A cutting-instrument used in operations upon the prostate.

**Prostatomele** (*pros-tat-om'-el-e*) [*προστάτης*, prostate; *μήλη*, probe]. A sound for exploration of the prostate gland.

**Prostatometer** (*pros-tat-om'-et-er*) [*προστάτης*, prostate; *μέτρον*, measure]. An instrument used in measuring the prostate.

**Prostatoncus** (*pros-tat-ong'-kus*) [*προστάτης*, prostate; *ὄγκος*, tumor]. A tumor of the prostate.

**Prostatoparectasis** (*pros-tat-o-par-ek'-tas-is*) [*προστάτης*, prostate; *παρέκτασις*, a stretching]. Enlargement of the prostate gland.

**Prostatorrhoea** (*pros-tat-or-el-ah*) [*προστάτης*, prostate; *ροία*, flow]. A thin, urethral discharge coming from the prostate gland in prostatitis.

**Prostatoscirrhus** (*pros-tat-o-skir'-us*) [*προστάτης*, pros-

tate; *σκιρῶς*, induration]. Scirrhus carcinoma of the prostate gland.

**Prostatotomy** (*pros-tat-of'-o-me*) [*προστάτης*, prostate; *τομή*, a cutting]. Incision into the prostate gland. **P., Thermo-electric**, perforation of an enlarged prostate by means of the galvanic cautery, for the purpose of establishing a channel through it.

**Prosternal** (*pro-ster'-nal*) [*πρό*, before; *στέρνον*, the breast-bone]. Pertaining to the prosternum.

**Prosternidium** (*pro-ster-nid'-e-um*) [*πρό*, before; *στέρνον*, breast-bone]. A plaster for the chest.

**Prosternum** (*pro-ster'-num*) [*πρό*, before; *στέρνον*, the breast-bone; *pl., Prosterna*]. In biology, the sternal piece of the prothorax of an arthropod.

**Prostethidium** (*pro-steth-ed'-e-um*) [*πρό*, before; *στήθος*, breast]. See *Prosternidium*.

**Prostheca** (*pros-the'-kah*) [*προσθήκη*, an addition, appendage; *pl., Prostheca*]. In biology, a process on the mandibles of certain insects (*e. g., Staphylinidae*, or rove-beetles).

**Prosthecal** (*pros-the'-kal*) [*προσθήκη*, an addition, appendage]. Pertaining to the prostheca.

**Prosthema** (*pros'-the-mah*) [*προσθεμα*, an addition, appendage; *pl., Prosthemata*]. In biology, the leaf-like appendage of the nose of a bat, as in *Phyllorhina*.

**Prosthencephalon** (*pros-then-sef'-al-on*) [*πρόσθεν*, before; *ἐγκέφαλος*, the brain]. The segment of the brain consisting of the cerebellum and oblongata.

**Prosthesis** (*pros'-thes-is*) [*πρός*, to; *thesis*, a placing]. 1. Substitution of an artificial for a natural part; replacement of a missing part by an artificial substitute. 2. The branch of surgery which is devoted to supplying by artificial means parts that are defective. **P., Dental**, the replacement of the loss of one or more teeth by an artificial substitute.

**Prosthetic** (*pros-the'-ik*) [*πρός*, to; *thesis*, a placing]. Pertaining to prosthesis, or the use of artificial substitutes to replace lost or wanting parts of the body. **P. Apparatus**, an apparatus which serves as a substitute for a part that is missing. **P. Dentistry**, the replacement of natural teeth by artificial substitutes.

**Prosthetics** (*pros-the'-iks*) [*πρός*, to; *thesis*, a placing]. The branch of surgery which deals with prosthesis.

**Prosthion** (*pros'-the-on*) [*πρόσθιος*, foremost]. 1. Alveolar point. See *Craniometric Points*. 2. Penis.

**Prostitution** (*pros-tit'-u'-shun*) [*prostitutio*]. The condition or act of a woman who indiscriminately lets her body for sexual intercourse. In many of the countries of Europe prostitution is recognized as a matter for hygienic inspection, the prostitutes being subject to police surveillance and medical inspection. In the United States the existence of the evil is, in general, legally ignored.

**Prostoma** (*pro-sto'-mah*) [*πρό*, before; *στόμα*, mouth]. The blastopore.

**Prostomial** (*pro-sto'-me-al*) [*πρό*, before; *στόμα*, mouth]. Preoral; pertaining to the prostomium.

**Prostomiate** (*pro-sto'-me-āt*) [*πρό*, before; *στόμα*, mouth]. Provided with a prostomium.

**Prostomium** (*pro-sto'-me-um*) [*πρό*, before; *στόμα*, mouth; *pl., Prostomia*]. In biology, the region in front of the mouth; said of embryos or invertebrates.

**Prostrate** (*pros'-trāt*) [*pro*, before; *sternere*, to spread]. Lying flat or at full length.

**Prostrated** (*pros'-tra-ted*) [*pro*, before; *sternere*, to spread]. Exhausted; stricken down.

**Prostration** (*pros-tra'-shun*) [*pro*, before; *sternere*, to spread]. The condition of being prostrate. Extreme exhaustion of nervous or muscular force. **P., Nervous**, general exhaustion from excessive expenditure of nervous energy. Intense mental application may produce it.



**Protagon** (*pro'-tag-on*) [*πρωτος*, first; *ἄγειν*, to lead],  $C_{160}H_{308}N_3PO_{35}$ . A crystalline substance discovered in nervous tissue, by Liebreich. It separates out from warm alcohol on gradual cooling in the form of very small needles, often arranged in groups; it is slightly soluble in cold, more soluble in hot alcohol, and in ether. It is insoluble in water, but swells up and forms a gelatinous mass. It melts at  $200^{\circ}C$ . and forms a brown sirupy fluid.

**Protalbumose** (*prot-al'-bu-mōse*). Same as *Protoalbumose*.

**Protameba** (*pro-tam-e'-bah*) [*πρωτος*, first; *ἄμειβη*, ameba]. A genus, or perhaps only a stage of development, of moners, or protists, of the very simplest type.

**Protamin** (*pro-tam'-in*) [*πρωτος*, first; *αμιν*],  $C_{16}H_{32}N_9O_2$ . An organic base found in the nuclein of the outer covering of spermatozoa.

**Protamnion** (*pro-tam'-ne-on*) [*πρωτος*, first; *ἄμνιον*, amnion]. The hypothetic ancestral type of existing amniotic animals.

**Protamphirine** (*pro-tam'-fir-in*) [*πρωτος*, first; *ἄμφι*, on both sides; *ῥις*, nose]. In biology, the hypothetic ancestral type of existing amphirhine animals.

**Protandric** (*pro-tan'-drik*). Same as *Protandrous*.

**Protandrous** (*pro-tan'-drus*). Same as *Proterandrous*.

**Protandry** (*pro-tan'-dre*) [*πρωτος*, first; *ἀνὴρ*, mate]. See *Proterandry*.

**Protarsus** (*pro-tar'-sus*) [*πρό*, before; *ταρσός*, tarsus; *pl.*, *Protarsi*]. In biology, the tarsus of the fore-leg of a six-footed insect.

**Protean** (*pro'-te-an*) [like the ancient god *Proteus*]. Existing in many shapes; as a protean disease, protean eruption.

**Protective** (*pro-tek'-tiv*) [*pro*, before; *tegere*, to cover]. 1. That which covers or protects. 2. As a noun, a water-proof substance, which is laid directly upon a wound as a part of the antiseptic dressing. **P. Bandage**. See *Bandage*. **P. Dressing**, an antiseptic dressing, shielding the part involved from injury or septic contamination. **P., Green**. See *Protective*, second definition.

**Proteids** (*pro'-te-ids*) [*πρωτός*, first]. A general term for the albumins and albuminoid constituents of the organism. They are the anhydrides of peptones, are colloid, non-crystallizable, and levogyrous, and are composed of carbon, oxygen, hydrogen, and nitrogen in certain proportions. They are precipitated from solutions by alcohol and various metallic salts, and are coagulated by heat and mineral acids. They form the principal solids of the muscular, nervous, and glandular tissues, of the serum of the blood, of serous fluids, and of lymph. Proteids are divided by Landois into: 1. The *Native Albumins*, comprising Serum-albumin, Egg-albumin, Metal-albumin, and Paralbumin (the last two are probably the same substance); 2. The *Derived Albumins*, or *Albuminates*, comprising Acid-albumin, Syntonin, Alkali albumin, and Casein, or Native Alkali-albumin; 3. The *Globulins*, subdivided into Crystallin, the globulin of the crystalline lens, Vitellin, Para-globulin or Serum-globulin, Fibrinogen, Myosin, Globin; 4. The *Fibrins*; 5. *Coagulated Proteids*; 6. *Albumoses and Peptones*; 7. *Lardacein* or *Amyloid Substances*. For the tests for proteids, see *Xanthoproteic Reaction*, *Millon's Reagent*, *Piotrowski's Reaction*, *Brücke's Reagent*, and *Adamkiewicz's Reaction*, in *Tests*, *Table of*. **P., Defensive**, certain bacteria-destroying substances, either existing normally in the animal economy, or produced therein by the process of vaccination or inoculation. Buchner proposes for them the name of alexins. Those defensive proteids that exist normally in the animal are termed by Hankin

*Sozins*, while those that are present in artificially immune animals are termed *Phylaxins*. *Myco-sozins* and *Myco-phylaxins* are sub-divisions that act by destroying the microbes, while *Toxo-sozins* and *Toxo-phylaxins* act by destroying microbic products.

**P., Vegetal, or Vegetable**, proteid substances found in plants, especially in seeds, closely resembling those in animals. They have been given the same names with the prefix *vegetal*, as, *e. g.*, vegetal globulin, myosin, vitellin, casein, gluten, etc. A true peptone has not been found, but allied substances called *albumoses*, and divided into *Alpha (α)*-*albumoses*, *Beta (β)*-*albumoses* and *Phytalbumoses*, have been differentiated.

**Proteiform** (*pro-te'-if-orm*) [*Proteus*, a mythical character that assumed various shapes; *forma*, a form]. Having various forms. See *Protean*.

**Proteil** (*pro'-te-il*) [*πρωτος*, first; *ἵλη*, matter]. In biology, the term applied by Lankester to that definite chemic substance of very high complexity which is probably present in all protoplasm. The hypothetic essential basis of every variety of living matter.

**Protein** (*pro'-te-in*) [*πρωτείνειν*, to be first]. In biology: 1. The term introduced by Mulder (1838) to designate the hypothetic compound common to all albuminoids. It is now loosely used to denote the whole class. Cf. *Proteid*. 2. A nitrogenous substance analogous to fibrin. It is formed artificially by the action of an alkaline hydrate on albumin, fibrin, or casein. The addition of acetic acid precipitates the protein as a gelatinous translucent deposit. **P., Anthrax**, a proteid obtained from cultures of bacillus anthracosis. It resembles mykoprotein in not containing sulphur. **P. Bodies**. See *Proteids*. **P. Granules**. See *Aleurone*. **P., Myco-**, Nencki's term for any one of the albuminous bodies contained within bacterial organisms.

**Proteinchrome, Proteinchromogen** (*pro'-te-in-kro-m, pro-te-in-kro'-mo-jen*) [*πρωτος*, first; *χρωμα*, color; *γεννᾶν*, to produce]. *Tryphtophan*; a substance produced from hemi-peptone by the action of trypsin. It gives with chlorin or bromin a reddish-violet product, *proteinchrome*.

**Proteinol** (*pro'-te-in-ol*) [*πρωτος*, first; *oleum*, oil]. A form of nutritious food for infants and invalids. It contains proteids, fats, carbohydrates and lime-salts.

**Protembryo** (*pro-tem'-bre-o*) [*πρωτος*, first; *ἐμβρυον*, embryo]. In biology, that stage in the segmenting ovum of a metazoön in which it resembles the colonial stage of certain protozoans.

**Protembryonic** (*pro-tem'-bre-on'-ik*) [*πρωτος*, first; *ἐμβρυον*, embryo]. Pertaining to the protembryo.

**Protencephalon** (*pro-ten-sef'-al-on*) [*πρωτος*, first; *ἐγκέφαλος*, brain]. The fore-brain.

**Protenchyma** (*pro-teng'-kim-ah*) [*πρωτος*, first; *ἐγχίμα*, an infusion]. In biology, Nägeli's term for all plant-tissues not of the fibro-vascular system (*epenchyma*).

**Proteolysis** (*pro-te-ol'-is-is*) [*πρωτείνειν*, to be first; *λύσις*, dissolving]. In biology, the change produced in proteids by organized or unorganized ferments. **P., Digestive**, the decomposition of proteids during the process of digestion.

**Proteolytic** (*pro-te-o-lit'-ik*) [*πρωτος*, first; *λύσις*, solution]. Pertaining to, characterized by, or effecting, proteolysis. See *Ferments*.

**Proteoses** (*pro-te-o'-sēs*) [*πρωτος*, first]. The bodies formed in gastric digestion intermediate between the food proteids and the peptones, called anti-peptone, hemi-peptone, etc.

**Proterandrous, Protandrous** (*pro-ter-an'-drus, pro-tan'-drus*). In biology, terms descriptive of hermaphrodite flowers that mature their stamens before the stigmas are ready to receive the pollen. **P. Hermaphroditism**. See *Hermaphroditism*.

**Proterandry** (*pro-ter-an'-dre*) [πρότερος, being before; ἀνήρ, male]. In biology, the maturation of the stamens in a perfect flower before the pistil is sufficiently mature to admit of fertilization.

**Proteranthous** (*pro-ter-an'-thus*) [πρότερος, fore; ἄθος, flower]. In biology, flowering before leafing.

**Proterogynous** (*pro-ter-oi'-in-us*) [πρότερος, fore; γυνή, female]. In biology, possessing stigmas that are first to mature.

**Proterogyny** (*pro-ter-oi'-in-e*) [πρότερος, fore; γυνή, female]. In biology, the maturation of the pistil of a perfect flower before the stamens have matured their pollen.

**Proteus** (*pro'-te-us*) [L.]. A genus of microbes of the order of *Schizomycetes*. See under *Bacteria*, *Synonymatic Table of*.

**Prothallium** (*pro-thal'-e-un*) [*pro*, before; *thallus*, a young shoot]. In biology, the thalloid oöphyte or sexual generation of a fern or other pteridophyte, produced by the germination of a spore and giving rise by means of antheridia and archegonia to the frondose generation. Cf. *Protonema*.

**Prothallus** (*pro-thal'-us*). Same as *Prothallium*.

**Prothelmis** (*pro-thel'-mis*) [πρώτος, first; ἔλμυς, a worm]. In biology, a hypothetical ancestral worm, having a structure homologous to the four-layered germ of metazoans.

**Prothesis** (*proth'-es-is*) [πρό, for; θέσις, a placement]. Synonym of *Prosthesis*. **P. ocularis**, an artificial eye.

**Prothetic** (*pro-thet'-ik*). Synonym of *Prosthetic*.

**Prothoracic** (*pro-tho-ras'-ik*) [πρό, before; θώραξ, breast]. Pertaining to the prothorax.

**Prothoracotheca** (*pro-tho-rak-o-the'-kah*) [πρό, before; θώραξ, breast; θήκη, a case: *pl.*, *Prothoracothecae*]. In biology, that part of a pupa-case inclosing the prothorax.

**Prothorax** (*pro-tho'-raks*) [πρό, before; θώραξ, breast]. In biology, the most anterior of the three thoracic somites of an insect.

**Prothrorubin** (*pro-thro-rul'-bin*). One of the bodies which influence the breaking up of cystin and favor coagulation of the blood. (Schmidt.)

**Prothyalosoma** (*pro-thi-al-o-so'-mah*) [πρώτος, first; ὕαλος, glass; σῶμα, body: *pl.*, *Prothyalosomata*]. The name proposed by van Beneden (1883) for the envelop of the nucleolus of an ovum.

**Prothyalosomal** (*pro-thi-al-o-so'-mal*) [πρώτος, first; ὕαλος, glass; σῶμα, body]. Pertaining to the prothyalosoma.

**Protiodid** (*prot-i'-o-did*) [πρώτος, first; ἰώδης, like a violet]. One of a series of salts in which the metal or radicle fixes, relatively, the smallest proportion of iodine, *e. g.*, Protiodid of Mercury, Hg<sub>2</sub>I<sub>2</sub>, in contradistinction to the biniodid, HgI<sub>2</sub>.

**Protist** (*pro'-tist*) [*protiston*; πρώτιστος, the very first]. Any unicellular organism. Any protophyte, or protozoön; a microorganism.

**Protista** (*pro-tis'-tah*) [*pl.*, superlative of πρώτος, first]. In biology, the name proposed by Hæckel (1868) for those lower organisms which are not readily referred to the plant or animal kingdom. See *Oözoa*.

**Protmesis** (*prot-me'-sis*). Synonym of *Umbilicus*.

**Proto-** (*pro'-to-*) [πρώτος, first]. A prefix signifying *first*.

**Protoalbumose** (*pro-to-al'-bu-mōs*). See *Albumose*.

**Protoblast** (*pro'-to-blast*) [πρώτος, first; βλαστός, germ]. 1. A cell without a distinct cell-wall. 2. The nucleus of the ovum. (Villot.)

**Protoblastic** (*pro-to-blas'-tik*) [πρώτος, first; βλαστός, germ]. See *Holoblastic*.

**Protocaseose** (*pro-to-ka'-se-ōs*) [πρώτος, first; caseum, cheese]. The first product of the digestion of casein.

**Protocatechuic Acid** (*pro-to-kat-e-chu'-ik*) [πρώτος, first; catechu]. Dioxo-benzoic acid. See *Acid*. It sometimes occurs in urine. **P. aldehyd.** See *Aldehyd*.

**Protocercal** (*pro-to-ser'-kal*) [πρώτος, first; κέρκος, tail]. In biology, having a tail-fin of primitive type.

**Protocere** (*pro'-to-sēr*) [πρώτος, first; κέρως, horn]. In biology, the rudimentary antler of a deer.

**Protocerebral** (*pro-to-ser'-e-bral*) [πρώτος, first; cerebrum, cerebrum]. Pertaining to the protocerebrum.

**Protocerebrum** (*pro-to-ser'-e-brum*) [πρώτος, first; cerebrum, cerebrum]. The embryonic rudiment or vesicle from which the cerebrum is evolved.

**Protochlorid** (*pro-to-klo'-rid*) [πρώτος, first; χλωρος, green]. One of a series of salts in which the metal or radicle fixes, relatively, the smallest amount of chlorine, *e. g.*, the Protochlorid of Mercury, Hg<sub>2</sub>Cl<sub>2</sub>.

**Protococcus** (*pro-to-kok'-us*) [πρώτος, first; κόκκος, berry]. A genus of unicellular algæ.

**Proto-compound** (*pro-to-kom'-povind*) [πρώτος, first; ΜΕ., *componen*, to mix or compound]. A salt in which the metal or radicle fixes, relatively, the smallest proportion of the acid element. See *Protiodid* and *Protochlorid*.

**Proto-conch** (*pro'-to-kongk*) [πρώτος, first; κόγχη, a mussel, shell]. In biology, the primitive type of shell in an ammonoid cephalopod.

**Protoconchal** (*pro-to-kong'-kal*) [πρώτος, first; κόγχη, a mussel]. Pertaining to the protoconch.

**Protocone** (*pro'-to-kōn*) [πρώτος, first (πρό, before, anterior); κώνος, cone]. In biology, the anterior, internal cusp of an upper molar.

**Protoconid** (*pro-to-ko'-nid*) [πρώτος, first (πρό, before, anterior); κώνος, cone]. In biology, the anterior internal cusp of a lower molar.

**Protoconule** (*pro-to-kon'-ul*) [πρώτος, first (πρό, before, anterior); κώνος, cone]. In biology, the anterior intermediate cusp of an upper molar.

**Protodont** (*pro'-to-dont*) [πρώτος, first; ὀδούς, tooth]. A simple molar tooth in which the cusps are not well defined.

**Proto-elastin** (*pro-to-e-las'-tin*) [πρώτος, first; elastin]. A chemic substance obtained by Frenzel from the cuticula of gregarinæ.

**Proto-elastose** (*pro-to-e-las'-tōs*) [πρώτος, first; ἐλαύνειν, to urge forward]. *Hemi-elastin*; one of the products of digestion of elastin. It is precipitable by saturation with sodium chlorid.

**Protogala** (*pro-tog'-al-ah*). Synonym of *Colostrum*.

**Protogaster** (*pro-to-gas'-ter*) [πρώτος, first; γαστήρ, stomach]. In biology, the primitive intestinal cavity of a gastrula or two-layered germ.

**Protogastric** (*pro-to-gas'-trik*) [πρώτος, first; γαστήρ, belly]. Pertaining to the protogaster.

**Protogenal** (*pro-toj'-en-al*) [πρώτος, first; γενής, produced]. Primitive; original; first-born.

**Protogenesis** (*pro-to-jen'-es-is*) [πρώτος, first; γένεσις, generation]. See *Abiogenesis*.

**Protogenetic** (*pro-to-jen'-et'-ik*) [πρώτος, first; γένεσις, genesis]. Pertaining to protogenesis.

**Protogenic** (*pro-to-jen'-ik*) [πρώτος, first; γενής, produced]. In biology, applied to intercellular spaces formed at the time the tissues are beginning to differentiate.

**Protoglobulose** (*pro-to-glob'-u-lōs*) [πρώτος, first; globulus, a ball]. One of the primary products of the digestion of globulin.

**Protogynous** (*pro-toj'-in-us*) [πρώτος, first; γυνή, female]. Pertaining to protogyny.

**Protogyny** (*pro-toj'-in-e*) [πρώτος, first; γυνή, female]. See *Proterogyny*.

**Protohemoblast** (*pro-to-hem'-o-blast*) [πρώτος, first; αἷμα, blood; βλαστός, sprout]. The hemoglobin cell.



**Protoiodid** (*pro-to-iō'-o-did*). Synonym of *Protiodid*.

**Protokollagen** (*pro-to-koll'-aj-en*) [πρωτος, first; κολλα, glue; γενναι, to produce]. A substance isolated by Frenzel from gregarinae. Cf. *Proto-elastin*.

**Protolucyte** (*pro-to-lu'-sit*) [πρωτος, first; λευκος, white; κυτος, a cell]. In biology, the name given by Salensky to the formative portion of the ovum, in which the finely granular protoplasm predominates, as distinguished from the *deutolucyte*, in which the vitelline granules are most abundant.

**Protolukocyte** (*pro-to-lu'-ko-sit*) [πρωτος, first; λευκος, white; κυτος, cell]. One of the minute lymphoid cells found in the red bone-marrow and also in the spleen.

**Protomala** (*pro-to-ma'-lah*) [πρωτος, first; mala, mandible: *pl.*, *Protomale*]. See *Promala*.

**Protomalal** (*pro-to-ma'-lal*) [πρωτος, first; mala, mandible]. Pertaining to the protomala.

**Protomeristem** (*pro-to-mer'-is-tem*) [πρωτος, first; μέρος, a part]. See *Meristem*, *Primary*.

**Protomerite** (*pro-tom'-er-it*) [πρωτος, first; μέρος, a part]. In biology, the anterior of the two cells of a septate gregarine, as distinguished from the posterior cell, the *deutomerite* (*q. v.*). If it bear a proboscis, or *epimerite*, the organism is spoken of as *Cephalont*.

**Protomeritic** (*pro-to-mer-it'-ik*) [πρωτος, first; μέρος, a part]. Pertaining to a protomerite.

**Protomorphic** (*pro-to-mor'-fik*) [πρωτος, first; μορφή, form]. In biology, of a primitive or original form or structure.

**Protomyosinose** (*pro-to-mi-os'-in-ōs*) [πρωτος, first; μυς, muscle]. A primary product of the digestion of myosin.

**Proton** (*pro'-ton*) [πρωτος, first]. A term suggested by Wilder to designate the primitive, undifferentiated mass or rudiment of a part. It is the equivalent of the words *Anlage* and *fundament* as employed by Minot and Mark respectively.

**Protonema** (*pro-to-ne'-mah*) [πρωτος, first; νημα, a thread]. In biology, a colorless, confervoid or filamentous structure produced from the germinating spore and forming one stage in the life-history of a moss. Upon it the leafy plant containing chlorophyll arises as a lateral shoot. Cf. *Prothallium*.

**Protonemal** (*pro-to-ne'-mal*) [πρωτος, first; νημα, a thread]. Pertaining to the protonema.

**Protonematoid** (*pro-to-ne'-mat-oid*) [πρωτος, first; νημα, a thread; εidos, like]. In biology, resembling a protonema.

**Protoneme** (*pro'-to-nēm*). Same as *Protonema*.

**Protonephric** (*pro-to-nef'-rik*) [πρωτος, first; νεφρός, kidney]. Pertaining to the protonephron.

**Protonephrium** (*pro-to-nef'-re-um*). Synonym of *Protonephron*.

**Protonephron** (*pro-to-nef'-ron*) [πρωτος, first; νεφρός, kidney]. The protonephron, metanephron, and mesonephron taken together; the Wolffian body in its largest extent; the primitive or embryonic kidney. Cf. *Pronephron*, *Mesonephron*, *Metanephron*, *Okenian Body*, *Wolffian Body*.

**Protonucleate** (*pro-to-nu'-kle-āt*) [πρωτος, first; nucleus, nucleus]. Exhibiting the first signs of nucleation.

**Proto-organism** (*pro-to-or'-gan-izm*) [πρωτος, first; οργανον, organ]. A microorganism; a protozoan or protophyte; a protist.

**Protopathia** (*pro-to-pāth'-e-ah*). See *Protopathy*.

**Protopathic** (*pro-to-pāth'-ik*) [πρωτος, first; πάθος, disease]. Primary; relating to the first lesion. Opposed to *deutropathic*.

**Protopathy** (*pro-top'-ath-e*) [πρωτος, first; πάθος, disease]. A primary disease.

**Protepepsia** (*pro-to-pep'-se-ah*) [πρωτος, first; πέπειν, to cook]. A primary process of digestion, as that of starches by the saliva.

**Protophloem** (*pro-to-flō'-em*) [πρωτος, first; φλοιός, bark]. See *Prophloem*.

**Protophyte** (*pro'-to-fit*) [πρωτος, first; φυτόν, plant]. Any plant of the lowest and most primitive type. The *Schizomycetes*, or bacteria (*q. v.*), may be classed as protophytes, with other low vegetable forms. The protophytes have no visible reproductive organs.

**Protophytic** (*pro-to-fit'-ik*) [πρωτος, first; φυτόν, plant]. Pertaining to a protophyte.

**Protopin** (*pro'-to-pīn*) [πρωτος, first; όπιον, opium],  $C_{20}H_{19}NO_5$ . An alkaloid obtained from opium.

**Protoplasia** (*pro-to-plā'-sis*) [πρωτος, first; πλάσσειν, to form]. The primary formation of tissue.

**Protoplasm** (*pro'-to-plāzm*) [πρωτος, first; πλάσμα, anything formed or molded]. In biology, the slimy material constituting the substance of living plant and animal cells, the chemic and physical properties of which underlie all the vital functions of nutrition, secretion, growth, reproduction, irritability, motility, etc. The word is not now applied to a definite compound, but rather to the physical appearance always found in living cells; the actual chemic composition varying from cell to cell, from organism to organism, from moment to moment. Underlying all this diversity there seems to be one definite chemic basal substance—*proteil*—a complex molecule derived from various aldehyds, glycols, and ketones, in combination with a number of chemic substances, some of them on the way up to the highest point, some on the downward path. Hugo von Mohl was the first to employ the word *protoplasm* (1846) in his description of the substance which is essential to the formation and development of plant-cells. Max Schultze (1861) demonstrated the identity of this with the essential substance of animal cells, called *Sarcode* by Dujardin (1835), an identity which had been suggested by Schwann as early as 1839, and by Cohn in 1850. When highly magnified the protoplasm of most cells appears as a network (*spongioptasm*, *reticulum*), containing a more fluid substance (*hyaloplasm*, or *enchylema*) in its meshes. P., *Mother*. Synonym of *Germ-plasm*.

**Protoplasma** (*pro-to-plāz'-mah*) [πρωτος, first; πλάσμα, anything molded]. See *Protoplast*.

**Protoplasma** (*pro-to-plāz'-mah*). Same as *Protoplasma*.

**Protoplasma** (*pro-to-plāz'-mah*). Same as *Protoplasma*.

**Protoplasma** (*pro-to-plāz'-mah*). Same as *Protoplasma*.

**Protoplast** (*pro'-to-plast*) [πρωτος, first; πλαστικός, formed, molded]. In biology: (a) The entire unspecialized organic cell. See under *Heredity*. (b) The primitive type, or original, of some organic being.

**Protoplastic** (*pro-to-plas'-tik*) [πρωτος, first; πλάσσειν, to form]. Synonym of *Protoplastic*. Applied also to a solution for determining the influence of the blood-plaques upon the coagulation of blood. P., *Liquid*, *Schmidt's*; its preparation is as follows: One part of blood is allowed to flow into 3 parts of a 28 per cent. watery solution of magnesium sulphate at 0° C. This is well stirred and allowed to stand until sedimentation of the corpuscular elements has taken place. The supernatant liquid is then drawn off and filtered at 0° C.

**Protopodial** (*pro-to-pō'-de-al*) [πρωτος, first; ποίς, food]. Pertaining to a protopodium.

**Protopodite** (*pro-top'-o-dit*) [πρωτος, first; πούς, foot]. In biology, the shaft or stem of a biramous limb of a crustacean, as distinguished from the inner branch

(*endopodite*) and the outer branch (*exopodite*); or a third division added in appendages concerned in respiration (*epipodite*).

**Protopoditic** (*pro-to-po-dit'-ik*) [πρῶτος, first; ποῖς, foot]. Pertaining to a protopodite.

**Protopodium** (*pro-to-po'-de-um*) [πρῶτος, first; ποῖς, foot: *pl.*, *Protopodia*]. In biology, the primitive or typical podium or foot of a mollusc.

**Protoproteose** (*pro-to-pro'-te-ōz*) [πρῶτος, first; *proteose*]. A white powder, readily soluble in water, yielding a slightly turbid fluid.

**Protopsyche** (*pro-to-si'-ke*) [πρῶτος, first; ψυχή, soul]. In biology, Hæckel's term for the fore-brain. Cf. *Psyche*.

**Protopterous** (*pro-top'-ter-us*) [πρῶτος, first; πτερόν, wing]. In biology, having a simple or primitive type of limb.

**Protopterygium** (*pro-to-ter'-ij'-e-um*) [πρῶτος, first; πτερυξ, fin]. In biology; the anterior osseous piece joining the pectoral fin of fishes to the pectoral arch.

**Protoquinamicin** (*pro-to-kwin-am'-is-in*) [πρῶτος, first; Sp., *quina*, bark; *amin*],  $C_{17}H_{20}N_2O_2$ . A substance which is obtained when quinamin sulphate is heated to 120° C.

**Protosalt** (*pro'-to-sawlt*) [πρῶτος, first; ME., *salt*, salt]. In chemistry, that one of two or more compounds of a metal with an acid which contains relatively the least quantity of metal.

**Protosoma** (*pro-to-so'-mah*) πρῶτος, fish; σῶμα, body]. In embryology, a large oval spot in the center of the transparent area of the blastoderm, and representing the primitive stage in the development of the embryo.

**Protosomite** (*pro-to-so'-mit*) [πρῶτος, first; σῶμα, body]. In biology, a rudimentary somite or segment in a worm or arthropod.

**Protosomitic** (*pro-to-so-mit'-ik*) [πρῶτος, first; σῶμα, body]. Primatively segmented; pertaining to a protosomite.

**Protopspasm** (*pro'-to-spazm*) πρῶτος, first; σπασμός, spasm]. A spasm beginning in one limb and extending to the other on the same side, to the head, or to the entire half of the body. It may become general.

**Protopermatoblast** (*pro-to-sper'-mat-o-blast*) [πρῶτος, first; σπέρμα, seed; βλαστός, bud, sprout, shoot]. In biology, one of the "small cells," or "parent cells" (*Samenstammzellen*, *Stammzellen*, of German writers), forming part of the layer of cells next the tunica propria of the seminiferous tubules and from which arise the spermatoblast, and finally spermatozoa.

**Protopore** (*pro'-to-spōr*) [πρῶτος, first; σπῆρος, seed]. A primary spore or seed from which a prothallus or similar body is developed.

**Protostoma** (*pro-tos'-to-mah*) [πρῶτος, first; στόμα, mouth: *pl.*, *Protostomata*]. In biology, the primitive opening of the gastrula-sac, formed by the invagination of the blastula. It is also termed the *Anus* of *Rusconi*.

**Protosulphate** (*pro-to-sul'-fāt*) [πρῶτος, first; sulphur, sulphur]. The one of a series of sulphates which contains relatively the smallest amount of sulphuric acid.

**Prototergite** (*pro-to-ter'-jit*) [πρῶτος, first; tergum, back]. In biology, the first dorsal segment of the abdomen of insects.

**Protothallus** (*pro-to-thal'-us*) [πρῶτος, first; θαλλός, a young shoot: *pl.*, *Protothalli*]. In biology: (a) Same as *Prothallium*. (b) Same as *Hypothallus*.

**Protothorax** (*pro-to-tho'-raks*) [πρῶτος, first; θώραξ, thorax]. Same as *Prothorax*.

**Prototypal** (*pro-to-ti'-pal*) [πρῶτος, first; τύπος, type]. Pertaining to a prototype.

**Prototype** (*pro'-to-tip*) [πρῶτος, first; τύπος, type]. A model after which something is copied.

**Prototypembryo** (*pro-to-tip-em'-bre-o*) [πρῶτος, first; τύπος, type; ἔμβρυον, embryo]. A late stage of the embryo which exhibits the essential characters of the group to which it belongs.

**Protoveratrin** (*pro-to-ver-al'-rin*) [πρῶτος, first; *veratrum*, hellebore],  $C_{32}H_{51}NO_{11}$ . A very poisonous alkaloid derived from veratrin.

**Protovertebræ** (*pro-to-ver'-te-bre*) [πρῶτος, first; *vertebra*, vertebra]. A bastard word applied to any one of the few pairs of small, dark bodies, separated by lighter interspaces, on either side of the dorsal axis of the embryo. They were formerly thought to be the primitive vertebræ, but are now recognized as muscle-plates or myotomes. They are of mesoblastic origin. See *Segment*, *Primitive*.

**Protovertebral** (*pro-to-ver'-te-bral*) [πρῶτος, first; *vertebra*, vertebra]. Pertaining to the protovertebræ. **P. Somites**. See *Protovertebræ*.

**Protovum** (*pro-to'-vum*) [πρῶτος, first; ὄν, egg: *pl.*, *Protova*]. In biology, an ovum or ovule at its most primitive stage.

**Protoxid** (*pro-toks'-id*) [πρῶτος, first; ὀξύς, sharp]. The one of a series of oxids of a metal or radicle which contains relatively the smallest proportion of oxygen.

**Protoxylem** (*pro-to-zil'-lem*) [πρῶτος, first; ξύλον, wood]. In biology, the first-formed elements of the xylem of a bundle.

**Protozoa** (*pro-to-zo'-ah*) [πρῶτος, first; ζῶον, animal]. The lowest class of the animal kingdom, comprising organisms which consist of simple cells or colonies of cells, and which possess no nervous system, and no circulatory organs. Within recent years the study of the lower forms of animal life in relation to disease has been diligently pursued, and evidence is constantly accumulating in favor of the view that certain diseases of animals and of man are produced by protozoa. For the parasitic protozoa of man and domestic animals see the following genera under *Parasites* (*Animal*), *Table of*:—*Amœba*, *Balantidium*, *Balbiana*, *Bodo*, *Butschlia*, *Cercomonas*, *Coccidium*, *Cystomonas*, *Cytospermium*, *Dasytricha*, *Diplodinium*, *Eimeria*, *Entodinium*, *Globidium*, *Gregarina*, *Hæmoplasmodium*, *Herpetomonas*, *Heteromita*, *Megastoma*, *Microsporidia*, *Mischleria*, *Monas*, *Monocercomonas*, *Ophryoscolex*, *Polimitus*, *Rhopaloccephalus*, *Sarcocystis*, *Trichomonas*, *Trypanosoma*.

**Protozoal**, **Protozoan** (*pro-to-zo'-al*, *pro-to-zo'-an*) [πρῶτος, first; ζῶον, animal]. First, lowest, primitive.

**Protozoön** (*pro-to-zo'-on*) [πρῶτος, first; ζῶον, animal]. One of the *Protozoa*.

**Protractile** (*pro-trak'-til*) [*pro*, before; *trahere*, to draw]. Capable of being protruded or thrust out.

**Protraction** (*pro-trak'-shun*) [*pro*, before; *trahere*, to draw]. Extraction, as of foreign bodies from wounds.

**Protractor** (*pro-trak'-tor*) [*pro*, before; *trahere*, to draw]. 1. A surgical instrument used for drawing extraneous bodies from wounds. 2. A mathematic instrument employed in measuring angles and recording them on paper. 3. A muscle that draws forward.

**Protrahens** (*pro-trah'-enz*) [L.]. A drawing forward. **P. auriculæ**, a muscle drawing the pinna forward. It is known, also, as the *Attrahens aurem*. See *Muscles*, *Table of*. **P. lentis**, the ciliary muscle of the eye.

**Protrude** (*pro-trūd'*) [*protrudere*, to thrust forward]. To thrust forward or to be thrust forward.

**Protrusile** (*pro-tru'-zil*). Synonym of *Protractile*.

**Protrusio** (*pro-tru'-ze-o*) [L.]. Synonym of *Protrusion*.

**P. enorbitalis**, protrusion of the orbit and the eye.

**P. exorbitalis**, **P. oculi**. Synonym of *Exophthalmos*.



**Protrusion** (*pro-tru'-zhun*) [*protrudere*, to thrust forward]. The act of thrusting forward; also the state of being thrust forward.

**Protrusor** (*pro-tru'-zor*) [*protrudere*, to thrust forward]. Anything protruded, or which protrudes. **P. labii inferioris**, the corrugator muscle of the lower lip. **P. linguae**. Synonym of *Genio-glossus*. See *Muscles*, Table of.

**Protuberance** (*pro-tu'-ber-ans*) [*protuberantia*; *pro*, forward; *tuber*, a swelling]. A knob-like projecting part. **P.**, **Annular**. Synonym of *Pons varolii*. **P.**, **Cerebral**: 1. Synonym of *Pons varolii*. 2. The prominence formed by the upper or anterior of the cerebral flexures of the embryo. **P.**, **External Occipital**, the central prominence on the outer surface of the flat portion of the occipital bone. **P.**, **Frontal**: 1. The prominence of the frontal bone. 2. The prominence formed by the lower of the two flexures of the cephalic end of the embryo. **P.**, **Inferior Maxillary**, in the embryo, a prominence formed on each side by a division of the first pharyngeal arch, and representing the rudiments of the lower jaw. **P.**, **Internal Occipital**, a slight central prominence on the inner surface of the tabular portion of the occipital bone. **P.**, **Lateral Frontal**, an elevation on either side of the frontal prominence of the embryo. **P.**, **Mental**. A synonym of *Prominence*, *Mental*. **P.**, **Natiform**, the nates of the corpora quadrigemina. **P.**, **Occipital**. See *P.*, *External Occipital*, and *P.*, *Internal Occipital*. **P.**, **Parietal**, the eminence of the parietal bone, situated near the sagittal suture. **P.**, **Superior Maxillary**, a prominence formed on each side of the embryo by a division of the first pharyngeal arch.

**Protuberantia** (*pro-tu'-ber-an'-she-ah*) [L.]. Synonym of *Protuberance*. **P. basilaris**, **P. cerebrealis**. Synonyms of *Pons*. **P. laryngea**. Synonym of *Pomum adami*. **P. scleralis**, a small prominence of the sclera posteriorly, below the entrance of the optic nerve.

**Protuberate** (*pro-tu'-ber-at*) [*protuberare*, to swell out]. To swell, or become prominent, as the navel.

**Protureter** (*pro-tu-re'-ter*) [*πρωτος*, first; *ουρον*, urine]. A primitive ureter, or excretory duct of a protonephron.

**Protyle** (*pro-ti'-le*) [*πρωτος*, first; *υλη*, matter]. 1. In biology, the hypothetical primal substance from which all living matter is supposed to be derived; also called *biod*, *biogen*, *zoëther*, *psychoplasm*. 2. Synonym of *Methyl*.

**Protylic** (*pro-ti'-lik*) [*πρωτος*, first; *υλη*, matter]. Pertaining to or derived from protyle.

**Proud Flesh**. A popular term for the sprouting of an inflamed area; granulations. Also, any fungous growth.

**Provan's Paste**. A paste used in the treatment of eczema. Its formula is: Tragacanth and glycerin, each 4 drams; sodium borate,  $\frac{1}{2}$  dram; distilled water, a sufficient quantity. Apply during the day and wash off at night.

**Proventricular** (*pro-ven-'trik'-u-lar*) [*pro*, before; *ventriculus*, dim. of *venter*, stomach]. Pertaining to the proventriculus.

**Proventriculus** (*pro-ven-'trik'-u-lus*) [*pro*, before; *ventriculus*, dim. of *venter*, stomach: *pl.*, *Proventriculi*]. In biology: (a) the glandular or true stomach of birds, between the crop and the gizzard; (b) the first stomach of an insect.

**Proximad** (*proks'-im-ad*) [*proximus*, nearest]. Toward the proximal end or point of attachment.

**Proximal** (*proks'-im-al*) [*proximus*, next to]. Situated at or nearest to the attached extremity of an appendage; thus, the proximal end of the arm is at the shoulder. Proximal is also made to include *central*, *q. v.*, by some writers. See the opposite, *Distal*;

also *Position and Direction*, Table of. **P. Clot**. See *Clot*.

**Proximate** (*proks'-im-at*) [*proximus*, nearest]. Next; immediate. **P. Cause**, the immediate cause of any change. **P. Principle**, "any substance, whether simple or compound, chemically speaking, which exists under its own form, in the animal solid or fluid, and which can be extracted by means which do not alter or destroy its chemical properties." (Dalton.)

**Proximen** (*proks'-im-en*) [*proximus*, nearest]. Belonging to the proximal aspect in itself.

**Pruinescence** (*pru-in-es'-ens*) [*pruina*, hoar-frost]. In biology, the condition of being pruinose.

**Pruinose**, **Pruinous** (*pru'-in-ōz*, *pru'-in-us*) [*pruina*, hoar-frost]. In biology, applied to leaves or other organs that appear as if covered with hoar-frost.

**Prune** (*prün*) [*prunum*, a plum]. See *Prunum* and *Pigments*, *Conspectus of*. **P.-juice Expectoration**, a peculiar blood-containing sputum, of a dark purple color, resembling prune-juice. It is met with in low forms of croupous pneumonia, in gangrene and in carcinoma of the lung.

**Prunella** (*pru-nell'-ah*) [L., a disorder of the throat]. 1. Sore-throat. 2. Thrush. 3. Angina pectoris.

**Pruniform** (*pru'-ni-form*) [*prunum*, a plum; *forma*, form]. Plum-shaped; having the appearance of a plum.

**Prunin** (*prün'-in*) [*prunus*, plum-tree]. A solid substance, prepared by evaporating the tincture and powdering the extract of *Prunus virginiana*. It is pale-brown in color, and has a characteristic odor. It is stimulant and expectorant. Dose 1 to 5 grains.

**Prunum** (*pru'-num*) [L.]. Prune. The fruit of *P. domestica*, native to W. Asia. It is laxative and nutritious. Dose indefinite.

**Prunus** (*pru'-nus*) [L.]. A genus of rosaceous trees. **P. virginiana**. Wild cherry. In *pharmacy*, the bark of *Prunus serotina*. It contains amygdalin, tannic acid, emulsin, and a bitter extractive. Amygdalin in watery solution with emulsin is decomposed into hydrocyanic acid and a volatile oil. Wild cherry is aromatic and feebly tonic; it is largely used in pulmonary tuberculosis to quiet the cough and to calm the nervous system; also in coughs of bronchitis. It is an ingredient of various proprietary cough-mixtures. Dose of the bark  $\mathfrak{z}$ ss-ij; of the fld. ext.  $\mathfrak{z}$ ss-j; of a 4 per cent. infusion  $\mathfrak{z}$ ss-ij; of a 12 per cent. syrup  $\mathfrak{z}$ j-iv. **P. virginiana** (true). See *Choke Cherry*.

**Prurient** (*pru'-re-ent*) [*prurire*, to itch]. Itching; sensual.

**Pruriginous** (*pru-rij'-in-us*) [*prurire*, to itch]. Pertaining to or like prurigo.

**Prurigo** (*pru-ri'-go*) [*prurire*, to itch]. 1. A chronic inflammatory skin-disease developing in childhood, and characterized by an eruption of pale, discrete papules, attended with severe itching. The papules are at first of the size of hempseed, more easily felt than seen, but soon become darker and covered by crusts of blood or serum, due to scratching. The usual sites are the extensor surfaces of the limbs. 2. *Pruritus, q. v.* **P. adolescentium**. Synonym of *P. æstivalis*. **P. æstivalis**, *summer prurigo*; a form of relapsing bullous eruption allied to the vesicular erythematata, and occurring in summer only. **P. agria**, a very severe form of prurigo. **P. ferox**, a severe type of prurigo. **P. mitis**, a mild type of prurigo. **P. partialis**, prurigo limited to a part of the body. **P. pediculosis**, pruritus due to pediculosis.

**Pruritic** (*pru-ri'-ik*) [*prurire*, to itch]. Itching.

**Pruritus** (*pru-ri'-tus*) [*prurire*, to itch]. An important neurosis of the skin, characterized by the

- single symptom of itching, occurring either over the entire cutaneous surface, or limited to certain regions. The itching may be more or less constant, but is likely to occur in paroxysms, and is usually worse at night. It is not dependent upon any primary structural lesion of the skin, but excoriations and thickening result from the scratching. **P. analis**, **P. ani**, itching around the anus. **P. consensualis**, eczema the result of disturbances of internal organs. **P. flavescens**. Synonym of *Ecema impetiginosum*. **P. hidroa**. Synonym of *Miliaria*. **P. hiemalis**, a form following exposure to cold, or existing only in winter, especially in dry climates. **P. localis**, pruritus limited to a part of the body. **P. opii**, the itching that sometimes supervenes upon the administration of opium. **P. porcellanea**. Synonym of *Urticaria*. **P. senilis**, the pruritus of the aged, often due to degenerative changes in the skin. **P. universalis**, general itching of the surface of the body. **P. vulvæ**, itching around the vulva. This, it should not be forgotten, is sometimes due to diabetes.
- Prussak's Chamber**. Same as *P.'s Space*. **P.'s Fibers**, two short, tightly-stretched striæ extending from the tip of the short process of the malleus to the notch of Rivinus. **P.'s Space**, a small space lying above the short process of the malleus, and bounded externally by Shrapnell's membrane.
- Prussian** (*prush'-an*) [*Prussia*, Prussia]. Of, or pertaining to, Prussia. **P. Blue**, the ferrocyanid of iron, largely used in the arts as a dye and pigment; it was formerly used as a frigrife, tonic, alterative, and anti-epileptic. Dose gr. iij-v. Unof. See *Pigments*, *Conspectus of*. **P. Brown**, **P. Green**. See *Pigments*, *Conspectus of*. **P. Red**. Same as *Venetian Red*.
- Prussiate** (*prus'-e-ät*) [*Prussia*, Prussia]. A salt of prussic, or hydrocyanic acid.
- Prussic** (*prus'-ik*) [*Prussia*, Prussia]. Pertaining to Prussian blue. **P. Acid**. See *Acid*, *Hydrocyanic*.
- Prussine** (*prus'-in*). Synonym of *Cyanogen*.
- Psalidium** (*sal-id'-e-um*). Synonym of *Psalis*.
- Psalidoma** (*sal-id-o'-mah*) [*ψαλίδωμα*, arch]. The ental surface of the skull.
- Psalis** (*sa'-lis*) [*ψαλίς*, arch]. The fornix of the cerebrum.
- Psalistoma** (*sal-is'-to-mah*) [*ψαλίς*, scissors; *στόμα*, mouth]. In biology, the cutting margin of the mandible of an arthropod. (Bate.)
- Psalloid** (*sal'-oid*) [*ψάλλειν*, to play on a stringed instrument; *είδος*, form]. Lyriiform; resembling the lyra of the brain.
- Psaloid** (*sa'-loid*) [*ψαλίς*, an arch; *είδος*, like]. Resembling an arch.
- Psalterial** (*savol-tel'-re-al*) [*ψαλτήριον*, a psaltery]. Resembling a psalterium.
- Psalterium** (*savol-tel'-re-um*) [*ψαλτήριον*, a psaltery; *πλ.*, *Psalteria*]. 1. Synonym of the *Lyra*. 2. A group of longitudinal fibers on the floor of the Sylvian aqueduct. (Bergmann.) 3. In biology, the third compartment of the complicated stomach of the *Pecora* or true ruminants. It is globular in form and its lining membrane is raised into longitudinal folds or laminæ, arranged very much like the leaves of a book and very close together. It is also called *Manyplies*.
- Psammmism** (*sam'-izm*) [*ψάμμος*, sand]. 1. The use of the sand-bath; ammism. 2. The passage of gravel in the urine.
- Psammmocarcinoma** (*sam-o-kar-sin-o'-mah*) [*ψάμμος*, sand; *καρκίνωμα*, carcinoma]. A carcinoma containing a calcareous deposit.
- Psammmoma** (*sam-o'-mah*) [*ψάμμος*, sand; *όμα*, tumor]. A meningeal tumor containing sand-like material. It is classed among the sarcomata.
- Psammotherapy** (*sam-o-ther'-ap-e*) [*ψάμμος*, sand; *θεραπεία*, treatment]. Ammotherapy; the therapeutic use of the sand-bath.
- Psammmous** (*sam'-us*) [*ψάμμος*, sand]. Sandy; sabulous.
- Psapharous** (*saf'-ar-us*) [*ψαφαρός*]. Friable; gritty.
- Psathyrous** (*sath'-ir-us*). Synonym of *Psapharous*.
- Pselaphesis** (*sel-af-e'-sis*) [*ψηλάφησις*, touch]. 1. The act of groping with the fingers, seen in the low delirium of fevers; carphology. 2. Tickling, or ticklishness.
- Pselaphia** (*sel-a'-fe-ah*) [*ψηλαφία*, touch]. 1. Digital examination or exploration. 2. The same as *Pselaphesis*.
- Pselaphotheca** (*sel-af-o-the'-kah*) [*ψηλαφῶν*, to feel about; *θήκη*, a box, chest; *πλ.*, *Pselaphothecæ*]. In biology, the case or covering of the rudimentary palpi in many butterfly pupæ.
- Psellism**, **Psellismus** (*sell'-izm*, *sel-is'-mus*) [*ψελλισμός*]. 1. Stuttering or stammering. 2. Defect of speech due to hare-lip, or to cleft palate.
- Pseud-** (*sūd-*). Same as *Pseudo-*.
- Pseudacetic Acid** (*sud-as-e'-tik*). Synonym of *Propionic Acid*.
- Pseudaconin** (*su-dak'-o-nin*) [*ψευδής*, false; *άκόνιτον*, aconite],  $C_{27}H_{41}NO_9$ . A decomposition-product of pseudaconitin.
- Pseudaconitin** (*su-dak-on'-it-in*) [*ψευδής*, false; *άκόνιτον*, aconite],  $C_{36}H_{49}NO_{12}$ . An extremely poisonous alkaloid from *aconitum ferox*. Unof.
- Pseudacousma** (*su-dak-ooz'-mah*) [*ψευδής*, false; *άκουσμα*, a thing heard]. False hearing; a pathologic condition in which sounds are heard altered in pitch and quality.
- Pseudacucis** (*su-dak-u'-sis*) [*ψευδής*, false; *άκουσμεν*, to hear]. Synonym of *Pseudacousma*.
- Pseudæsthesia** (*su-des-thel'-ze-ah*). See *Pseudesthesia*.
- Pseudallosematic** (*su-dal-o-se-mat'-ik*) [*πσενδής*, false; *άλλος*, some other; *σημα*, a sign, mark, token]. In biology, the displaying of a sign belonging to or characteristic of another. Applied by Poulton to the mimetic colors assumed by comparatively defenceless animals, by means of which they imitate foreign objects associated with some well-defined and aggressive species. Thus the leaf-carrying ants of South America (*Ecodoma*), are mimicked by an immature homopterous insect possessing a shape and color closely resembling the ant, together with the leaf carried by it. Cf. *Mimicry*, *Pseudaposematic*, *Pseudepisematic*, *Pseudosematic*.
- Pseudambulacral** (*su-dam-bu-la'-kral*) [*ψευδής*, false; *ambulacrum*, a walk]. In biology, simulating ambulacra.
- Pseudamnesia** (*su-dam-ne'-ze-ah*) [*ψευδής*, false; *άμνησία*, forgetfulness]. 1. Spurious amnesia; a condition resembling amnesia, but of a transient character. 2. An erroneous form of the word *Pseudomnesia*, *q. v.*
- Pseudangeiosis** (*su-dan-je-o'-sis*) [*ψευδής*, false; *αγγείον*, vessel; *νόσος*, disease]. The development of blood-vessels in adventitious tissue.
- Pseudankylosis** (*su-dank-il-o'-sis*) [*ψευδής*, false; *άγκύλωσησις*, ankylosis]. A false joint.
- Pseudantitropy** (*su-dan-till'-ro-pe*) [*ψευδής*, false; *αντί*, against; *τρέπειν*, to turn]. In biology, Wilder's term for the apparently antitropic relation between parts which are opposed to each other, but lie upon the same side of an ideal plane. An example of *longitudinal* pseudantitropy is furnished by corresponding maxillary and mandibular teeth; of *lateral* pseudantitropy, by the mesal and lateral canthi of the eye.



- Pseudaphe, Pseudaphia** (*su-da'-fe, su-da'-fe-ah*) [*ψευδής*, false; *ἄφή*, touch]. *Pseudesthesia*.
- Pseudaposematic** (*su-dap-o-sem-at'-ik*) [*ψευδής*, false; *ἀπό*, away from; *σημα*, sign, mark, token]. In biology, the displaying of a false warning signal. Applied by Poulton to those cases of mimicry in which enemies are repelled by the deceptive suggestion of some unpleasant or dangerous quality; e. g., both sexes of the India moth, *Epicopeia philenora*, mimic an unpalatable butterfly, *Papilio protenor*. See, also, *Mimicry*, *Pseudeusematic*, *Pseudallosematic*, *Pseudepise-matic*.
- Pseudargomorphosis** (*su-dar-go-mor-fo'-sis*) [*ψευδής*, false; *ἄργός*, white; *μορφή*, form]. The formation of a false membrane.
- Pseudarthrits** (*su-dar-thri'-tis*) [*ψευδής*, false; *ἄρθρον*, joint; *ιτις*, inflammation]. Hysterical affection of a joint, simulating arthritis.
- Pseudarthrosis** (*su-dar-thro'-sis*) [*ψευδής*, false; *ἄρθρον*, a joint]. A false joint or articulation. P., *Diarthro-dial*, one closely resembling a natural joint; it is usually seen in fractured long bones. P., *Ligamen-tous*, one in which the fragments are united by fibrous bands, as in fracture of the patella or olecranon.
- Pseudasthma** (*su-daz'-mah*). Synonym of *Dyspnea*.
- Pseudaxis** (*su-daks'-is*). See *Pseudoaxis*.
- Pseudelminth** (*su-del'-minth*) [*ψευδής*, false; *ἐλμυθ*, a worm]. Any worm-like object mistaken for an ento-parasitic worm.
- Pseudelytrum, Pseudelytron** (*su-del'-it-rum, su-del'-it-tron*) [*ψευδής*, false; *ἐλντρον*, a cover, sheath: *pl.*, *Pseudelytra*]. In biology, a false elytrum, or wing-cover.
- Pseudembryo** (*su-dem'-bre-o*) [*ψευδής*, false; *ἐμβρυον*, embryo]. A false embryo.
- Pseudembryonic** (*su-dem-bre-on'-ik*) [*ψευδής*, false; *ἐμβρυον*, embryo]. Pertaining to a pseudembryo.
- Pseudemesis** (*su-dem'-es-is*) [*ψευδής*, false; *ἔμεσις*, vomiting]. Pretended vomiting.
- Pseudencephalia** (*su-den-sef-a'-le-ah*). See *Pseudencephalus*.
- Pseudencephalus** (*su-den-sef'-al-us*) [*ψευδής*, false; *ἐγκέφαλος*, brain]. A species of single autistic mon-sters characterized by a partial development of the frontal, parietal, and occipital bones, while the brain is represented by a bunch of membranes, blood-ves-sels, connective and possibly nervous tissue, at the base of the skull.
- Pseudepiloic** (*su-dep-ip-lo'-ik*) [*ψευδής*, false; *ἐπίπλοον*, caul]. Pertaining to the pseudepiloön.
- Pseudepiloön** (*su-dep-ip'-lo-on*) [*ψευδής*, false; *ἐπίπ-λοον*, caul]. A false omentum found in birds.
- Pseudepise-matic** (*su-dep-is-em-at'-ik*) [*πσευδής*, false; *ἐπί*, motion toward; *σημα*, a sign, mark, token]. In biology, the displaying of a lure or false safety-sign. Applied by Poulton to those cases of mimicry (*a*) in which an animal resembles another animal, and is so enabled to approach and injure it in some way, or (*b*) in which some lure is employed; thus, (1) the flies of the genus *Volucella* are enabled to lay their eggs in nests of bumble-bees by reason of their close resem-blance to the latter; the larvæ of the fly feed on those of the bee; (2) the Asiatic lizard, *Phrynocephalus mystaceus*, possesses pink, flower-like structures at the corners of its mouth, by which flies are allured; or (3) the Terrapin, *Malacoclemmys temminckii* of the Southern States of America, when hungry, opens its mouth and moves about two filaments at the tip of its tongue; they look like worms moving in a crevice in the rock and therefore attract prey; the animal is otherwise perfectly motionless, and looks like a weed-covered rock.
- Pseuderysipelas** (*su-der-is-ip'-el-as*). Synonym of *Pseudo-erysipelas*.
- Pseudesthesia** (*su-des-the'-ze-ah*) [*ψευδής*, false; *αἴσθη-σις*, feeling]. A sensation without a corresponding object. Also, an imaginary sensation in parts of the body that have been removed by accident or surgical operation.
- Pseudhæmal** (*süd-hem'-al*). Same as *Pseudohæmal*.
- Pseudhelminth** (*süd-hell'-minth*). Same as *Pseudel-minth*.
- Pseudiatrus** (*su-de-at'-rus*). Synonym of *Quack*.
- Pseudimaginal** (*su-dim-aj'-in-al*) [*ψευδής*, false; *imago*, imago]. Pertaining to a pseudimago.
- Pseudimago** (*su-dim-a'-go*) [*ψευδής*, false; *imago*, imago]. In biology, a false imago.
- Pseudinogenesis** (*su-din-o-jen'-cs-is*) [*ψευδής*, false; *ις*, fiber; *γένεσις*, generation]. An abnormal forma-tion of fibers or tissues.
- Pseudinoma** (*su-din-o'-mah*). Synonym of *Scirrhus*.
- Pseudo-** (*su'-do-*) [*ψευδής*, false]. A prefix denoting *false, simulating, resembling, or seeming*.
- Pseudo-acephalia** (*su-do-as-ef-a'-le-ah*). Synonym of *Pseudencephalia*.
- Pseudo-acetic Acid** (*su-do-as-e'-tik*). Synonym of *Propionic Acid*.
- Pseudo-aconitin** (*su-do-ak-on'-it-in*). Synonym of *Pseudaconitin*.
- Pseudo-actinomycosis** (*su-do-ak-tin-o-mi-ko'-sis*) [*ψευδής*, false; *ἄκτις*, ray; *μυκή*, fungus]. A form of pulmonary tuberculosis in which the sputum con-tains granular bodies resembling the grains of actino-mycosis. They consist of a crystalline substance similar to leucin.
- Pseudo-albuminuria** (*su-do-al-bu-min-u'-re-ah*) [*ψευδής*, false; *ἄλβιν*, albumin; *οὖρον*, urine]. False or physiologic albuminuria.
- Pseudo-anemia** (*su-do-an-e'-me-ah*). Synonym of *Anemia, Progressive Pernicious*.
- Pseudo-angina** (*su-do-an-jil'-nah*) [*ψευδής*, false; *angere*, to strangle]. Hysterical angina. See, also, *angina pectoris*.
- Pseudo-angioma** (*su-do-an-je-o'-mah*) [*ψευδής*, false; *ἀγγεῖον*, vessel; *όμα*, tumor]. The formation of a temporary angioma, as is sometimes seen in healing stumps. P., *Urethral*, urethral caruncle.
- Pseudo-annulus** (*su-do-an'-u-lus*) [*ψευδής*, false; *annulus*, a ring]. In biology, an apparent annulus.
- Pseudo-apoplexy** (*su-do-ap'-o-pleks-e*) [*ψευδής*, false; *ἀποπληξία*, apoplexy]. A diseased condition resem-bling apoplexy, but in which cerebral hemorrhage is not found, post-mortem.
- Pseudo-aquatic** (*su-do-a-kewat'-ik*) [*ψευδής*, false; *aqua*, water]. In biology, growing in moist places, but not strictly aquatic.
- Pseudo-arthritis** (*su-do-ar-thro'-sis*). Synonym of *Pseudarthrosis*.
- Pseudo-articulation** (*su-do-ar-tik-u-la'-shun*) [*ψευδής*, false; *articulus*, a joint]. A false joint. See *Pseud-arthritis*.
- Pseudo-asthma** (*su-do-az'-mah*). Synonym of *Pseud-asthma*.
- Pseudo-axis** (*su-do-aks'-is*) [*ψευδής*, false; *axis*, axis]. Same as *Synpodium*.
- Pseudo-bacillus** (*su-do-bas-il'-us*) [*ψευδής*, false; *bacil-lum*, a small rod]. In biology, one of the very fine fat crystals, which, according to Celli and Guarnieri, are sometimes found in sputum, and which react to the staining almost as tubercle-bacilli, but which may be distinguished by their varying size and their solu-bility in ether and chloroform.
- Pseudo-bacterium** (*su-do-bak-te'-re-um*) [*ψευδής*, false; *βακτήριον*, a little rod or staff: *pl.*, *Pseudobacteria*].

In biology, any object mistaken for a *bacterium*, as a *pseudobacillus*.

**Pseudobasidium** (*su-do-bas-id'-e-um*) [*ψευδής*, false; *βάσις*, a base]. A false basidium.

**Pseudoblepsia**, **Pseudoblepsis** (*su-do-blep'-se-ah*, *su-do-blep'-sis*) [*ψευδής*, false; *βλέψις*, seeing]. A visual hallucination; a distorted visual image.

**Pseudo-boina** (*su-do-bo-i'-nah*) [*πενδής*, false; *bos*, ox]. Spurious cow-pox.

**Pseudobrachial** (*su-do-bra'-ke-al*) [*ψευδής*, false; *βραχίων*, brachium]. Pertaining to a pseudobrachium.

**Pseudobranchium** (*su-do-bra'-ke-um*) [*ψευδής*, false; *βραχίων*, brachium]. A false arm in certain fishes.

**Pseudobranchia** (*su-do-brang'-ke-ah*) [*ψευδής*, false; *βράγχια*, gills; *pl.*, *Pseudobranchiæ*]. In biology, a false gill.

**Pseudobranchial** (*su-do-brang'-ke-al*) [*ψευδής*, false; *βράγχια*, gills]. Pertaining to a pseudobranchia.

**Pseudobranchiate** (*su-do-brang'-ke-at*) [*ψευδής*, false; *βράγχια*, gills]. In biology, provided with pseudobranchiæ.

**Pseudo-bulbar** (*su-do-bull'-bar*) [*ψευδής*, false; *βολβός*, bulb]. Not truly bulbar. Denoting a kind of paralysis.

**P. Paralysis**, symmetric disease of both cerebral hemispheres involving the centers or paths of the nerves of speech, and thus resembling disease of the oblongata.

**Pseudo-calculi** (*su-do-kal'-ku-li*) [*ψευδής*, false; *calculus*, calculus]. A name given by Poland to the fibrinous and sanguineous calculi or masses, sometimes seen in urine.

**Pseudo-carcinoma** (*su-do-kar-sin-o'-mah*) [*ψευδής*, false; *καρκίνωμα*, carcinoma]. A benign tumor resembling a carcinoma.

**Pseudocarp** (*su'-do-karp*) [*ψευδής*, false; *καρπός*, fruit]. In biology, any fruit made up of parts other than those belonging exclusively to a single ovary. The apple, rose, mulberry, and juniper are examples of pseudocarps.

**Pseudocarpous** (*su-do-kar'-pus*) [*ψευδής*, false; *καρπός*, fruit]. Same as *Anthocarpous*.

**Pseudocataracta** (*su-do-kat-ar-ak'-tah*) [*ψευδής*, false; *καταράκτης*, cataract]. Spurious cataract.

**Pseudocele** (*su'-do-sēl*) [*ψευδής*, false; *κοίλος*, hollow]. The fifth ventricle of the brain. It is the space between the two opposed halves of the septum; in man and apes it is completely circumscribed by the continuity of the callosus with the fornix at the splenium and at the copula.

**Pseudo-cell** (*su'-do-sel*) [*ψευδής*, false; *cella*, cell]. One of the peculiar vesicular bodies, albuminoid in character, found in the ova of many species of hydrozoa, and by Balfour considered to be analogous to the vitelline granules of birds' eggs.

**Pseudo-cephalocoele** (*su'-do-sef'-al-o-sēl*) [*ψευδής*, false; *κεφαλή*, head; *κήλη*, tumor]. A cephalocoele acquired subsequently to birth through disease of the cranial bones or subcutaneous fractures.

**Pseudoceratogenesis** (*su-do-ser-at-o-jen'-es-is*) [*ψευδής*, false; *κέρας*, horn; *γένεσις*, generation]. The abnormal proliferation of horny tissue.

**Pseudoceratosis** (*su-do-ser-at-o'-sis*). Synonym of *Pseudoceratogenesis*.

**Pseudo-cerebrin** (*su-do-ser'-e-brin*) [*ψευδής*, false; *cerebrum*, cerebrum],  $C_{44}H_{92}NO_8$ . A substance extracted from brain-tissue by alcohol.

**Pseudo-chorea** (*su-do-ko-re'-ah*) [*ψευδής*, false; *χορεία*, dance]. Spurious chorea, usually hysterical in origin.

**Pseudo-chromesthesia** (*su-do-kro-mes-the'-ze-ah*) [*ψευδής*, false; *χρώμα*, color; *αίσθησις*, sense]. A condition in which the vowels of a word (whether seen,

heard, or remembered) each seem to have a distinct visual tint. See *Photism*, *Phonism*.

**Pseudochromia** (*su-do-kro'-me-ah*) [*ψευδής*, false; *χρώμα*, color]. A false or incorrect perception of color.

**Pseudo-chrysalis** (*su-do-kris'-al-is*). Same as *Pseudorufa*.

**Pseudocilia** (*su-do-sil'-e-ah*) [*ψευδής*, false; *cilium*, eye-lash]. An abnormal growth of hairs on the conjunctiva.

**Pseudocœle**, **Pseudocœlia** (*su-do-sēl', su-do-se'-le-ah*). Synonym of *Pseudocœle* and of *Pseudocœlom*.

**Pseudocœlom** (*su-do-se'-lōm*) [*ψευδής*, false; *κοίλωμα*, a hollow cavity]. In biology, one of those interstitial spaces or cavities sometimes found in invertebrates (*Platyhelminthes*, *Arthropoda*, *Mollusca*), which, not being lined by an epithelium derived from the archenteron, is to be distinguished from a true body-cavity or cœlom derived from archenteric diverticula. Cf. *Archicœl*.

**Pseudo-coloboma** (*su-do-kol-o-bo'-mah*) [*ψευδής*, false; *κολόβωμα*, mutilation]. A scarcely noticeable fissure of the iris, the remains of the embryonic ocular fissure, which has almost, but not perfectly, closed.

**Pseudocolumella** (*su-do-kol-u-mell'-ah*) [*ψευδής*, false; *columella*, a little column]. In biology, a parietal or septal columella.

**Pseudocolumellar** (*su-do-kol-u-mell'-ar*) [*ψευδής*, false; *columella*, a little column]. Pertaining to a pseudocolumella.

**Pseudocommissural** (*su-do-kom-is-u'-ral*) [*ψευδής*, false; *commissura*, a commissure]. Pertaining to a pseudocommissure.

**Pseudocommissure** (*su-do-kom'-is-ūr*) [*ψευδής*, false; *commissura*, a commissure]. A sort of commissure between the olfactory lobes of the frog.

**Pseudoconcha** (*su-do-kong'-kah*) [*ψευδής*, false; *κογχη*, a shell; *pl.*, *Pseudoconchæ*]. In biology, a turbinated structure connected with the inter-nasal septum in front of and below the turbinate bones of birds. It separates the vestibule of the nose from the internal nasal cavity.

**Pseudo-cortex** (*su-do-kor'-teks*) [*ψευδής*, false; *cortex*, bark]. In biology, a false cortex.

**Pseudocostate** (*su-do-kos'-tat*) [*ψευδής*, false; *costa*, rib]. In biology, false-ribbed, as certain leaves.

**Pseudocotyledon** (*su-do-kot-il'-don*) [*ψευδής*, false; *κοτυλήδων*, cotyledon]. In biology, one of the germinating threads of the spores of cryptogams.

**Pseudo-coxalgia** (*su-do-koks-al'-je-ah*) [*ψευδής*, false; *coxa*, hip; *ἄλγος*, pain]. False or spurious coxalgia, an hysterical affection of the hip-joint.

**Pseudo-crisis** (*su-do-kri'-sis*) [*ψευδής*, false; *κρίσις*, separating]. Variation in the course of the temperature in acute pneumonia due to variations in the local process. The fall of temperature varies from 2° to 7° F., but rarely is the normal temperature reached, and a subsequent rise soon appears. Pseudo-crises are most frequent from the fifth to the seventh day, but may occur earlier or later.

**Pseudo-croup** (*su'-do-kraŭp*) [*ψευδής*, false; A.S., *krōpan*, to cry aloud]. False croup; laryngismus stridulus.

**Pseudocumene** (*su-do-ku'-mēn*) [*ψευδής*, false; *cuminum*, cumin],  $C_9H_{12}$ . A liquid occurring with mesitylene in coal-tar. It boils at 166° C.

**Pseudocurarin** (*su-do-ku-rar'-in*) [*ψευδής*, false; *curara*]. A non-poisonous alkaloid found in *Nerium oleander*.

**Pseudocyclosis** (*su-do-si-klo'-sis*) [*ψευδής*, false; *κύκλος*, a circle]. The apparent circulation of food in an ameba.

**Pseudocyesis** (*su-do-si'-e'-sis*) [*ψευδής*, false; *κύησις*, pregnancy]. False pregnancy. The belief in the



- existence of pregnancy on the part of a woman (usually the result of desire), accompanied, perhaps, by uncertain signs. **P. abdominalis**, abdominal pregnancy. **P. ovaria**, gestation in an ovary. **P. tubaria**, tubal pregnancy.
- Pseudo-cyst** (*su'-do-sist*) [*ψευδής*, false; *κύστις*, a bladder]. In biology, a globular body produced by the breaking up of the protoplasm in a filament in certain of the lower plants; an asexual reproductive body. Cf. *Gonidium*, *Spore*, *Carpospore*.
- Pseudodesma** (*su-do-des'-mah*) [*ψευδής*, false; *δεσμός*, bond]. A false or adventitious ligament.
- Pseudo-diarthrosis** (*su-do-di-ar-thro'-sis*). Synonym of *Pseudarthrosis*, *Diarthrodial*.
- Pseudo-diphtheria** (*su-do-dif-the'-re-ah*) [*ψευδής*, false; *διφθερία*, diphtheria]. Tonsillitis or pharyngitis with an exudate simulating that of diphtheria, but not due to the Klebs-Löffler bacillus.
- Pseudo-dipsomania** (*su-do-dip-so-ma'-ne-ah*) [*ψευδής*, false; *δίψη*, thirst; *μανία*, madness]. Habitual drunkenness, without maniacal impulse, or obsession, impelling the patient to drink.
- Pseudo-dipsomaniac** (*su-do-dip-so-ma'-ne-ah*) [*ψευδής*, false; *δίψη*, thirst; *μανία*, madness]. One affected with pseudo-dipsomania.
- Pseudodont** (*su'-do-dont*) [*ψευδής*, false; *ὀδούς*, tooth]. In biology, having false teeth, as a monotreme.
- Pseudodontosis** (*su-do-don-to'-sis*) [*ψευδής*, false; *ὀδούς*, tooth]. The formation of anomalous teeth.
- Pseudo-elephantiasis** (*su-do-el-e-fan-ti'-as-is*) [*ψευδής*, false; *ἐλεφαντία*, elephantiasis]. A tumor-like hypertrophy, resembling elephantiasis.
- Pseudo-embryo** (*su-do-em'-bre-o*). Synonym of *Pro-embryo*.
- Pseudo-encephalitis** (*su-do-en-sef-al-i'-tis*) [*ψευδής*, false; *ἐγκέφαλος*, brain; *ιτις*, inflammation]. Hydran-cephaloid disease.
- Pseudo-entozoa** (*su-do-en-to-zo'-ah*) [*ψευδής*, false; *ἐντός*, within; *ζῷον*, animal]. In biology, any object resembling or mistaken for an entozoic parasite, e. g., *Ovuligira acephalocystis*, q. v. under *Parasites* (*Animal*), *Table of*.
- Pseudo-epithelium** (*su-do-ep-ith-e'-le-um*) [*ψευδής*, false; *ἐπί*, upon; *θηλή*, nipple]. 1. The membrane lining serous and vascular cavities of the body; true endothelium. 2. The layer of germinal cells found on the surface of the ovary after the ovarian tubes have formed.
- Pseudo-erotism** (*su-do-er'-o-tizm*) [*ψευδής*, false; *ἔρος*, love]. Sexual desire in animals at unusual seasons.
- Pseudo-erysipelas** (*su-do-er-is-ip'-el-as*) [*ψευδής*, false; *έρυσιπelas*, erysipelas]. A name vaguely applied to conditions having more or less resemblance to true erysipelas. **P. subtendinosum colli**. Synonym of *Angina ludovici*.
- Pseudo-esophoria** (*su-do-es'-o-fo'-re-ah*). See *Eso-phoria*.
- Pseudo-exanthemata** (*su-do-eks-an-them'-at-ah*) [*ψευδής*, false; *ἐξάνθημα*, eruption]. A group of non-contagious eruptive diseases resembling the exanthemata in their onset and course.
- Pseudo-exophoria** (*su-do-eks-o-fo'-re-ah*). See *Exo-phoria*.
- Pseudo-fever** (*su-do-fe'-ver*) [*ψευδής*, false; *febris*, fever]. An hysterical elevation of temperature.
- Pseudo-fibrin** (*su-do-fi'-brin*) [*ψευδής*, false; *fibra*, fiber]. The coagulative material of blood in cases of "buffy coat."
- Pseudo-filament** (*su-do-fi'-am-ent*) [*ψευδής*, false; *filum*, a thread]. In biology, an object that looks like, but is not, a real filament. The term is applied to cocci or other bacteria arranged in rows in the direction of the successive divisions.
- Pseudofilaria** (*su-do-fi-la'-re-ah*) [*ψευδής*, false; *filum*, a thread]. In biology, a name given by Ed. van Beneden to a stage in the development of gregarines, in which they resemble minute nematode worms (*Filaria*).
- Pseudofoliateous** (*su-do-fo-le-a'-she-us*) [*ψευδής*, false; *folium*, leaf]. In biology, provided with lobes or expansions resembling leaves.
- Pseudo-ganglion** (*su-do-gang'-gle-on*) [*ψευδής*, false; *γάγγλιον*, ganglion]. A false ganglion, usually a slight thickening of a nerve. **P. of Bochdalek**, an enlargement of a branch of the middle alveolar nerve from which fibers descend to supply the canine teeth. **P. of the Circumflex Nerve**, an expansion of a branch of the nerve which goes to the teres major. **P. of Cloquet**, a thickening of the palatine branches of the naso-palatine nerve. **P., Valentin's**, a slight thickening at the junction of certain divisions of the middle alveolar branch of the maxillary nerve.
- Pseudo-gastralgia** (*su-do-gas-tra'-je-ah*) [*ψευδής*, false; *γαστήρ*, stomach; *ἄλγος* pain]. A pain resembling gastralgia, but not caused by disease of the stomach. It may be dependent upon disease of the aorta.
- Pseudo-gastrula** (*su-do-gas'-tru-lah*) [*ψευδής*, false; *γαστήρ*, stomach]. In biology, an embryonic stage which resembles, but is not, a true gastrula.
- Pseudogenus** (*su-do-je'-nus*) [*ψευδής*, false; *γένος*, descent, origin]. In biology, a spurious genus. Cf. *Form-genus*.
- Pseudogeusia** (*su-do-gu'-ze-ah*) [*ψευδής*, false; *γεῖσις*, taste]. A false perception, or hallucination, of taste.
- Pseudogeustia** (*su-do-güs'-te-ah*). See *Pseudogeusia*.
- Pseudo-glioma** (*su-do-gli-o'-mah*) [*ψευδής*, false; *γλία*, glia; *όμα*, tumor]. A name sometimes, though improperly, given to inflammatory changes of the vitreous tumor, the result of irido-choroiditis, which cause a condition simulating glioma. **P. of Retina**. See *Glioma*.
- Pseudo-gonorrhea** (*su-do-gon-or-e'-ah*) [*ψευδής*, false; *γονόρροια*, gonorrhea]. A simple non-specific urethritis.
- Pseudogyne** (*su'-do-jin*) [*ψευδής*, false; *γυνή*, female]. In biology, the agamic females of certain insects (e. g., *Aphididae*), successive generations of which are sometimes born viviparously without copulation with the males.
- Pseudogynous** (*su-do-jin'-in-us*) [*ψευδής*, false; *γυνή*, female]. Pertaining to a pseudogyne.
- Pseudogyrate** (*su-do-ji'-rát*) [*ψευδής*, false; *γυρος*, a gyre]. In biology, falsely ringed.
- Pseudohæmal** (*su-do-hem'-al*). See *Pseudohemal*.
- Pseudo-heart** (*su'-do-hart*) [*ψευδής*, false; *ME., hart*, heart]. In biology, one of the glandular organs found in *Brachiopoda*, having the double function of renal organs and genital ducts; they are the homologues of the organs of Bojanus of the *Mollusca* and of the segmented organs of *Vermes*.
- Pseudo-hemal** (*su-do-hem'-al*) [*ψευδής*, false; *αἷμα*, blood]. In biology, pertaining to that form of respiratory or nutritive fluid of many invertebrates which is analogous to blood but is not true blood. It is found in most annelids, is red or green, corpusculated or non-corpusculated, and flows through a system of vessels with contractile walls, either shut off from or communicating with the perivisceral cavity.
- Pseudo-hematemesiis** (*su-do-hem-at-em-es-is*) [*ψευδής*, false; *αἷμα*, blood; *ἐμεσις*, vomiting]. The vomiting of bile, red-wine, fruit-juices, or any other substance simulating blood.
- Pseudo-hemorrhage** (*su-do-hem'-or-aj*) [*ψευδής*, false; *αἷμα*, blood; *ῥηγνναι*, to burst forth]. A hemorrhage without rupture of the vessels; vicarious hemorrhage.

**Pseudo-hermaphrodisism** (*su-do-her-maf'-ro-dizm*) [*ψευδής*, false; *ἑρμαφροδισμός*, hermaphrodisism]. The condition presented by a pseudo-hermaphrodite. **P.**, **Feminine**, a condition in which the genitals of the female resemble those of the male. There are three varieties. See *P.*, *Male*. **P.**, **Male**, a condition in which the genitals of the male resemble those of the female. There are three varieties; the external, the internal, and the complete, according as the external or internal generative organs, or both, are affected.

**Pseudo-hermaphrodite** (*su-do-her-maf'-ro-dit*) [*ψευδής*, false; *ἑρμαφροδίτης*, hermaphrodite]. An individual in which there is a double sexual formation of the external genitals, but a unisexual development of the reproductive glands (ovaries and testicles). According to the development of one or the other of the latter will the sex of the individual be determined.

**Pseudo-hermaphroditism** (*su-do-her-maf'-ro-dit-izm*). See *Pseudohermaphrodisism*.

**Pseudo-hydrophobia** (*su-do-hi-dro-fo'-be-ah*) [*ψευδής*, false; *ὕδωρ*, water; *φόβος*, fear]. Hysterical convulsions in one believing himself to have been bitten by a rabid animal. There is, however, absence of the true respiratory spasm. It has also been called *Lysophobia* and *Hydrophobophobia*.

**Pseudo-hymen** (*su-do-hi'-men*) [*ψευδής*, false; *ὑμήν*, membrane]. A false membrane.

**Pseudo-hypertrophic** (*su-do-hi-per-tro'-fik*) [*ψευδής*, false; *ὑπέρ*, over; *τροφή*, nutrition]. Pertaining to pseudohypertrophy. **P.** **Paralysis**, loss or diminution of the power of motion, accompanied by enlarged, and apparently hypertrophied muscles. The types are the Leyden-Möbius, Zimmerlin, and Landouzy-Déjerine. See *Paralysis*, *Pseudohypertrophic*.

**Pseudo-hypertrophy** (*su-do-hi-per'-tro-fe*) [*ψευδής*, false; *ὑπέρ*, above; *τροφή*, nutrition]. False hypertrophy; increase in the size of an organ or part on account of overgrowth of an unimportant tissue. It is accompanied by diminution in function.

**Pseudo-jervin** (*su-do-jer'-vin*) [*ψευδής*, false; *jerva*, green hellebore-root],  $C_{29}H_{43}NO_7$ . An alkaloid found in *Veratrum viride*.

**Pseudo-joint** (*su'-do-joint*). Same as *Pseudo-articulation*.

**Pseudolabial** (*su-do-la'-be-al*) [*ψευδής*, false; *labium*, lip]. Pertaining to a pseudolabium.

**Pseudolabium** (*su-do-la'-be-um*) [*ψευδής*, false; *labium*, lip]. In biology, the sternite of the sub-basilar plate of certain *Myriapoda*.

**Pseudolateral** (*su-do-lat'-er-al*) [*ψευδής*, false; *latus*, side]. In biology, having a tendency to become lateral when normally terminal.

**Pseudo-leukemia** (*su-do-lu-ke'-me-ah*). See *Hodgkin's Disease* and *Lymphadenoma*.

**Pseudo-leukocythemia** (*su-do-lu-ko-si-the'-me-ah*) [*ψευδής*, false; *λευκός*, white; *κύτος*, cell; *αἷμα*, blood]. Same as *Pseudoleukemia*.

**Pseudo-ligament** (*su-do-lig'-am-ent*) [*ψευδής*, false; *ligamentum*, ligament]. An inflammatory band of adhesion.

**Pseudo-lipoma** (*su-do-lip-o'-mah*) [*ψευδής*, false; *λίπος*, fat; *ωμα*, tumor]. A localized edema resembling an accumulation of fat, occurring above the clavicle and about the knee, especially in cases of rheumatism.

**Pseudo-lunula** (*su-do-lin'-u-lah*) [*ψευδής*, false; *lunula*, a little moon]. An aggregation of mucous cells in the salivary glands, forming lunula-like masses.

**Pseudo-malady** (*su-do-mal'-ad-e*) [*ψευδής*, false; *malum*, evil]. An imaginary or simulated illness.

**Pseudo-mania** (*su-do-ma'-ne-ah*) [*ψευδής*, false; *μανία*, mania]. 1. A form of insanity in which the

person affected accuses himself of a crime or crimes of which he is innocent. 2. A mania characterized by lying.

**Pseudomedicus** (*su-do-med'-ik-us*). Synonym of *Quack*.

**Pseudo-melanemia** (*su-do-mel-an-e'-me-ah*). Synonym of *Pseudomelanosis*.

**Pseudo-melanosis** (*su-do-mel-an-o'-sis*) [*ψευδής*, false; *μέλας*, black; *νόσος*, disease]. The dark staining of gangrenous parts or the tissues after death, due to the deposit of ferrous sulphid, which is formed by a reaction of hydrogen sulphid and the hemoglobin of the blood.

**Pseudo-membrane** (*su-do-mem'-brān*) [*ψευδής*, false; *membrana*, membrane]. A false membrane, such as is seen in diphtheria.

**Pseudo-membranous** (*su-do-mem'-bra-nus*) [*ψευδής*, false; *membrana*, membrane]. Characterized by, or pertaining to false membranes. **P.** **Inflammation**, any inflammation characterized by the formation of a false membrane.

**Pseudo-meningitis** (*su-do-men-in-jit'-tis*) [*ψευδής*, false; *μηνιγίς*, membrane; *ιτις*, inflammation]. A group of symptoms resembling that produced by meningitis, but with absence of the lesions of meningeal inflammation. **P.** **Dental**, meningeal symptoms occurring in children during difficult dentition.

**Pseudo-meningocele** (*su-do-men-in'-go-sēl*) [*ψευδής*, false; *μηνιγίς*, membrane; *κύλη*, tumor]. A tumor formed beneath the scalp as a result of a traumatic lesion of the skull and dura, by the pouring out of cerebro-spinal fluid.

**Pseudo-menstrual** (*su-do-men'-stru-al*) [*ψευδής*, false; *menstruus*, monthly]. Pertaining to pseudo-menstruation.

**Pseudo-menstruation** (*su-do-men-stru-a'-shun*) [*ψευδής*, false; *menstruus*, monthly]. Hemorrhage from the uterus due to systemic disease. It is sometimes seen during the course of eruptive fevers.

**Pseudomeric** (*su-do-mer'-ik*) [*ψευδής*, false; *μέρος*, part]. A qualification applied to unstable forms of tautomeric bodies.

**Pseudo-metritis** (*su-do-met-rit'-tis*) [*ψευδής*, false; *μητρα*, womb; *ιτις*, inflammation]. Spurious metritis.

**Pseudomnesia** (*su-dom-ne'-ze-ah*) [*ψευδής*, false; *μνήσις*, remembrance]. A perversion of the memory, in which the patient recalls as facts things which never have occurred.

**Pseudomonocotyledonous** (*su-do-mo-no-kot-il-e'-do-nus*) [*ψευδής*, false; *μονός*, one; *κοτυλήδων*, cotyledon]. In biology, having two or more cotyledons consolidated into one mass.

**Pseudo-monomania** (*su-do-mo-no-ma'-ne-ah*) [*ψευδής*, false; *μόνος*, one; *μανία*, mania]. Spurious monomania, a condition not monomania, yet presenting similar symptoms.

**Pseudomorph** (*su-do-morf*) [*ψευδής*, false; *μορφή*, form]. A false form.

**Pseudomorphin** (*su-do-morf'-fin*) [*ψευδής*, false; *Morpheus*, the god of sleep],  $C_{31}H_{36}N_2O_6$  (Foster). A finely crystalline alkaloid of opium, insoluble in water, alcohol, ether, and chloroform; it is soluble in alkalies and lime-water, neutral, tasteless. It is also called *Phormia* and *Oxymorphin*.

**Pseudomorphie** (*su-do-morf'-fik*). Same as *Pseudomorphous*.

**Pseudomorphism** (*su-do-morf'-fizm*) [*ψευδής*, false; *μορφή*, form]. The state of having a form different from that normal to the substance.

**Pseudomorphosis** (*su-do-morf-fo'-sis*) [*ψευδής*, false; *μορφή*, form]. An abnormal formation, as a tumor, deformity, or monstrosity.



**Pseudo-morphous** (*su-do-mor'-fus*) [*ψευδής*, false; *μορφή*, form]. Not having the true form; exhibiting pseudomorphism.

**Pseudo-morula** (*su-do-mor'-u-lah*) [*ψευδής*, false; *morus*, a mulberry: *pl.*, *Pseudomorulae*]. A false morula.

**Pseudo-morular** (*su-do-mor'-u-lar*) [*ψευδής*, false; *morus*, a mulberry]. Pertaining to a pseudomorula.

**Pseudo-mucin** (*su-do-mi'-el-o'-mah*) [*ψευδής*, false; *mucus*, mucus]. A substance allied to mucin, from which it differs in not being altered by acetic acid. It is found in proliferative ovarian cysts, being the cause of the gelatinous nature of the contents of the cysts. It is produced by the epithelial cells lining the cyst-walls.

**Pseudo-myeloma** (*su-do-mi'-el-o'-mah*) [*ψευδής*, false; *μυελος*, marrow; *ωμα*, tumor: *pl.*, *Pseudomyelomata*]. A sarcoma resembling the white substance of the brain.

**Pseudonarcissin** (*su-do-nar'-sis'-in*) [*ψευδής*, false; *νάρκισσος*, narcissus]. An alkaloid found in the bulb of *Narcissus pseudonarcissus*.

**Pseudo-narcotism** (*su-do-nar'-ko-tism*) [*ψευδής*, false; *ναρκῶν*, to benumb]. An hysteric simulation of narcotism.

**Pseudonavicella** (*su-do-nav-is-el'-ah*) [*ψευδής*, false; *navicella*, a small boat, dim. of *navis*, a ship: *pl.*, *Pseudonavicellae*]. A name given by Lieberkühn to a developmental stage of gregarines, resembling the navicellæ or naviculæ of diatoms.

**Pseudonavicellar** (*su-do-nav-is-el'-ar*) [*ψευδής*, false; *navicella*, a small boat]. Pertaining to a pseudonavicella.

**Pseudonavicula** (*su-do-nav-ik'-u-lah*). Same as *Pseudonavicella*.

**Pseudonavicular** (*su-do-nav-ik'-u-lar*) [*ψευδής*, false; *navicula*, a small boat]. Pertaining to a pseudonavicula.

**Pseudo-neuralgia** (*su-do-nu-rall'-je-ah*) [*ψευδής*, false; *νεῦρον*, nerve; *ἄλγος*, pain]. A term given by Charcot to the pains of rickets.

**Pseudo-neuritis** (*su-do-nu-ri'-tis*) [*ψευδής*, false; *νεῦρον*, nerve; *τις*, inflammation]. A disease simulating a neuritis.

**Pseudo-nipple** (*su-do-nip'-l*) [*ψευδής*, false; *ME.*, *neple*, nipple]. A false nipple of the mamma.

**Pseudonomania** (*su-do-no-ma'-ne-ah*) [*ψευδευ*, to lie; *μανία*, mania]. An insane habit of telling lies.

**Pseudo-nucleolus** (*su-do-nu-kle'-o-lus*) [*ψευδής*, false; *nucleolus*, a little nucleus: *pl.*, *Pseudonucleoli*]. A false nucleolus.

**Pseudonychium** (*su-do-nik'-e-um*) [*ψευδής*, false, and *ὄνυχιον*, a little claw: *pl.*, *Pseudonychia*]. In biology, the spurious claw between the true tarsal claws of an insect.

**Pseudonym** (*su'-do-nim*) [*ψευδής*, false; *ὄνυμα*, a name]. A false name.

**Pseudonymal** (*su-do-nim'-al*) [*ψευδής*, false; *ὄνυμα*, name]. In biology, vernacular; not having the character of an onym.

**Pseudo-osteomalacia** (*su-do-os-te-o-mal'-a'-se-ah*) [*ψευδής*, false; *ὀστέον*, bone; *μαλακία*, softness]. Rachitis in which the pelvic basin is distorted so as to resemble in form that of osteomalacia.

**Pseudo-paralysis** (*su-do-par-al'-is-is*) [*ψευδής*, false; *παράλυσις*, paralysis]. An apparent paralysis of the limbs. **P.** of Rickets, the inability to walk in severe cases of rickets, due to distortion of the bones. **P.**, Syphilitic, an inflammatory condition of the epiphyses of the bones in acquired syphilis, which causes a marked impairment of motion.

**Pseudo-paranoia** (*su-do-par-an-oi'-ah*) [*ψευδής*, false; *παρά*, beside; *νόος*, mind]. A condition in which there is a primarily more active mentality, as

well as an increased responsivity to emotional impulses, associated with a heightened desire for activity.

**Pseudo-paraplegia** (*su-do-par-ap-le'-je-ah*) [*ψευδής*, false; *παρά*, beside; *πληγή*, stroke]. Spurious paraplegia. **P.**, Tetanoid. Synonym of *Paralysis, Spastic*.

**Pseudo-parasite** (*su-do-par'-as-it*) [*ψευδής*, false; *παρά*, beside; *σίτος*, food]. In biology, a term properly restricted to various objects, such as hairs, vegetable tissues, etc., which have been mistaken for parasites and even described as such; also to frogs, snakes, spiders, etc., which have been stated by many authors to have existed for years in the human alimentary canal, although it is perfectly certain that animals of this kind cannot endure the moist heat of the body of a mammal for more than six hours (Leuckart); a commensal, inquiline messmate. One of certain bodies sometimes seen in the blood in anemia, resembling microorganisms. They are probably altered blood-corpuscles.

**Pseudo-parasitic** (*su-do-par-as-it'-ik*) [*ψευδής*, false; *παρά*, beside; *σίτος*, food]. Apparently parasitic. See *Pseudo-parasite*.

**Pseudo-parenchyma** (*su-do-par-eng'-kim-ah*) [*ψευδής*, false; *παρά*, beside; *ἐγχεῖν*, pour in]. In biology, DeBary's term for the tissue of fungi produced by the interlacing of the hyphae.

**Pseudo-parenchymatous** (*su-do-par-en-kim'-at-us*) [*ψευδής*, false; *παρά*, beside; *ἐγχεῖν*, to pour in]. Pertaining to a pseudoparenchyma.

**Pseudo-parenchyme** (*su-do-par-en'-kim*). Same as *Pseudoparenchyma*.

**Pseudo-paresis** (*su-do-par'-es-is*) [*ψευδής*, false; *πάρεσις*, paresis]. An affection resembling paresis, but regarded as distinct from the ordinary forms.

**Pseudo-parthenogenesis** (*su-do-par-then-o-jen'-es-is*) [*ψευδής*, false; *παρθένος*, a virgin; *γένεσις*, production]. In biology, a mode of reproduction intermediate between metagenesis and parthenogenesis.

**Pseudo-pediform** (*su-do-ped'-if-orm*) [*ψευδής*, false; *pes*, foot; *forma*, form]. Pseudopodial.

**Pseudo-pelletierin** (*su-do-pel-et'-e-er-in*) [*ψευδής*, false; *Pelletier*, a French chemist, 1761-97],  $C_{18}H_{30}N_2O_2$ . An alkaloid found in the root-bark of pomegranate.

**Pseudo-peptone** (*su-do-pep'-tōn*). Same as *Hemialbumose*.

**Pseudopercular** (*su-do-per'-ku-lar*) [*ψευδής*, false; *operculum*, a lid]. Pertaining to or of the nature of a pseudoperculum.

**Pseudoperculate** (*su-do-per'-ku-lāt*) [*ψευδής*, false; *operculum*, lid]. In biology, provided with a pseudoperculum.

**Pseudoperculum** (*su-do-per'-ku-lum*) [*ψευδής*, false; *operculum*, lid: *pl.*, *Pseudopercula*]. A false operculum.

**Pseudophenanthrene** (*su-do-fen-anth'-rēn*) [*ψευδής*, false; *φθίνειξ*, purple-red; *άνθραξ*, coal],  $C_{16}H_{12}$ . A hydrocarbon found in crude anthracene, crystallizing in large glistening plates that melt at a temperature of  $115^{\circ}C$ .

**Pseudo-photesthesia** (*su-do-fo-tes-the'-ze-ah*) [*ψευδής*, false; *ὥς*, light; *αἴσθησις*, perception]. The seeing of photisms.

**Pseudophthisis** (*su-doff'-this-is*) [*ψευδής*, false; *φθίσις*, wasting]. Emaciation and general wasting arising from other causes than pulmonary tuberculosis.

**Pseudopia** (*su-do'-pe-ah*). Synonym of *Pseudopsia*.

**Pseudoplasma** (*su'-do-plazm*) [*ψευδής*, false; *πλάσμα*, a thing molded]. Same as *Neoplasma*.

**Pseudoplasma** (*su-do-plaz'-mah*). Synonym of *Pseudoplasma*.

**Pseudoplegia** (*su-do-ple'-je-ah*) [*ψευδής*, false; *πληγή*, stroke]. Spurious, or hysterical paralysis.

**Pseudo-pleuritis** (*su-do-plu-ri'-tis*). Synonym of *Pleurodynia*.

**Pseudo-pneumonia** (*su-do-nu-mo'-ne-ah*) [*ψευδής*, false, *πνεῦμα*, lung]. Any disease of the lung simulating pneumonia.

**Pseudopod, Pseudopodium** (*su'-do-pod, su-do-po'-de-um*) [*ψευδής*, false; *πούς*, foot; *pl.*, *Pseudopodia*]. A protrusion of a portion of the substance of a cell, especially of one possessing ameboid movement. See *Pseudopodium*.

**Pseudopodal** (*su-dop'-o-dal*) [*ψευδής*, false; *πούς*, foot]. Provided with pseudopods.

**Pseudopode** (*su'-do-pod*). Same as *Pseudopodium*.

**Pseudopodial, Pseudopodian** (*su-do-po'-de-al, su-do-po'-de-an*) [*ψευδής*, false; *πούς*, foot]. Pertaining to pseudopodia.

**Pseudopodic** (*su-do-po'-dik*). Same as *Pseudopodal*.

**Pseudopodium** (*su-do-po'-de-um*) [*ψευδής*, false; *πούς*, foot; *pl.*, *Pseudopodia*]. In biology, a temporary or permanent, filose or lobose process of the exoplasm of *Rhizopoda*, *Heliozoa*, *Radiolaria*, and other ameboid cells; leukocytes, plasmodia, etc. "There are two principal sorts of pseudopodia, *myxopodia* and *axopodia*. The former are not stiff, but protrusible and retractile; they can fuse with neighboring pseudopodia into a network, and chiefly in the *Rhizopoda*, can collect into small masses by flowing together outside the body at points where they meet with food. Such myxopodia are characteristic of the *Rhizopoda*, and most *Radiolaria*. The axopodia, which are found in the *Heliozoa* and in *Acantharia* among *Radiolaria*, are on the contrary, more or less stiff, and not inclined to reticulate and fuse. In their axes there generally runs a stiff axial filament, a sort of elastic organ of support formed of organic substance. These axial filaments run toward the central point of the body—to the boundary of the endoplasm (*Actinospherium*), or to the nucleus near the center (*Actinophrys*), or they meet actually in the center (*Acantharia*). All pseudopodia show more or less swift granular streaming." (Lang.)

**Pseudo-polypus** (*su-do-pol'-ip-us*) [*ψευδής*, false; *πολύπους*, polypus]. A mass of mucus or blood assuming the shape of a polypoid tumor.

**Pseudo-pregnancy** (*su-do-preg'-nan-se*) [*ψευδής*, false; *pregnans*, pregnant]. Synonym of *Pregnancy*, *False*.

**Pseudoproct** (*su'-do-prokt*) [*ψευδής*, false; *πρωκτός*, anus]. In biology: (a) the anal opening of the echinopædium of an echinoderm. (b) The secondary opening replacing the original ascule in a sponge.

**Pseudoproctous** (*su-do-prok'-tus*) [*ψευδής*, false; *πρωκτός*, anus]. In biology, provided with a pseudoproct.

**Pseudopsia** (*su-dop'-se-ah*) [*ψευδής*, false; *ὤψ*, eye]. Visual hallucination, or error of visual perception.

**Pseudo-ptyrgium** (*su-do-ter-ij'-e-um*) [*ψευδής*, heart; *πτέρυξ*, wing]. False, or cicatricial, pterygium.

**Pseudo-pupa** (*su-do-pu'-pah*) [*ψευδής*, false; *pupa*, pupa]. A false pupa.

**Pseudopupal** (*su-do-pu'-pal*) [*ψευδής*, false; *pupa*, pupa]. Pertaining to a pseudopupa.

**Pseudo-pus** (*su'-do-pus*) [*ψευδής*, false; *pus*, pus]. A liquid that resembles pus in appearance only.

**Pseudo-rachitis** (*su-do-ra-ki'-tis*) [*ψευδής*, false; *ράχις*, spine; *ιτις*, inflammation]. Osteitis deformans (Pozzi).

**Pseudoramose** (*su-do-ra'-mōz*) [*ψευδής*, false; *ramus*, branch]. In biology, forming false branches.

**Pseudo-ramulus** (*su-do-ram'-u-lus*) [*ψευδής*, false; *ramulus*, a little branch]. In biology, a false branch.

**Pseudorasis** (*su-dor-a'-sis*). Synonym of *Pseudopsia*.

**Pseudorcin** (*su-dor'-sin*). Synonym of *Erythrite*.

**Pseudoresia, Pseudorexia** (*su-dor-e'-ze-ah, su-dor-eks'-e-ah*) [*ψευδής*, false; *ὀρεξις*, desire]. A perverted appetite.

**Pseudo-rheumatism** (*su-do-ru'-mat-izm*) [*ψευδής*, false; *ῥευμα*, flux]. False rheumatism. **P., Infectious**, a term given by Lapersonne to certain cases of multiple synovitis or arthritis, the prime cause of which it is impossible to discover.

**Pseudo-rhinchus** (*su-do-rong'-kus*) [*ψευδής*, false; *ῥόγχος*, rhinchus]. A false or spurious rhinchus; a deceptive auscultatory sound.

**Pseudo-rubeola** (*su-do-ru-be'-o'-lah*) [*ψευδής*, false; *rubeola*, rubeola]. An exanthematous disease simulating rubeola.

**Pseudo-scarlatina** (*su-do-skar-lat-e'-nah*) [*ψευδής*, false; *scarlatina*, scarlet fever]. A low fever associated with a cutaneous rash like that of scarlet fever, occurring as a result of gonorrhea, or after puerperal infection.

**Pseudo-sclerosis** (*su-do-skle-ro'-sis*) [*ψευδής*, false; *σκληρός*, hard]. An affection similar in symptoms to multiple sclerosis of the nervous system, but without the anatomic lesions.

**Pseudoscope** (*su'-do-skōp*) [*ψευδής*, false; *σκοπεῖν*, to see]. An instrument consisting of a pair of rectangular prisms so arranged that the projecting portions of objects looked at appear depressed, and their deeper portions prominent.

**Pseudoscopic** (*su-do-skop'-ik*) [*ψευδής*, false; *σκοπεῖν*, to view]. Pertaining to the pseudoscope.

**Pseudoscopy** (*su-dos'-ko-pe*) [*ψευδής*, false; *σκοπεῖν*, to view]. The use of the pseudoscope.

**Pseudosematic** (*su-do-sem-at'-ik*) [*ψευδής*, false; *σημα*, a sign, mark, token]. In biology, false signaling, as the colors and disguises acquired by animals for purposes of deception, and generally referred to as *mimicry*, *q.v.* Cf. *Pseudallosematic*, *Pseudaposematic*, *Pseudepsematic*.

**Pseudoseptate** (*su-do-sept'-tāt*) [*ψευδής*, false; *septum*, a fence]. In biology, having pseudosepta. Presenting the appearance of being septate when not so.

**Pseudoseptum** (*su-do-sept'-tum*) [*ψευδής*, false; *septum*, fence; *pl.*, *Pseudosepta*]. In biology, a false septum.

**Pseudosiphon** (*su-do-si'-fun*) [*ψευδής*, false; *σίφων*, siphon]. In biology, a false siphon.

**Pseudosiphonal** (*su-do-si'-fun-al*) [*ψευδής*, false; *σίφων*, siphon]. Pertaining to a pseudosiphon.

**Pseudosiphuncle** (*su-do-si'-fung-kl*). Same as *Pseudosiphon*.

**Pseudosmia** (*su-doz'-me-ah*) [*ψευδής*, false; *ὀσμή*, smell]. Perversion of the sense of smell; olfactory hallucinations.

**Pseudospermic** (*su-do-sper'-mik*) [*ψευδής*, false; *σπέρμα*, seed]. Pertaining to pseudospermium.

**Pseudospermium** (*su-do-sper'-me-um*) [*ψευδής*, false; *σπέρμα*, seed; *pl.*, *Pseudospermia*]. In biology, a term applied to such fruits as have the pericarp so closely applied to the seed that it is readily mistaken for a simple seed.

**Pseudospermous** (*su-do-sper'-mus*). Same as *Pseudospermic*.

**Pseudophresia** (*su-dos-fre'-ze-ah*). Synonym of *Pseudosmia*.

**Pseudospore** (*su'-do-spōr*) [*ψευδής*, false; *σπόρος*, seed]. See *Telentspore*.

**Pseudostigma** (*su-do-stig'-mah*) [*ψευδής*, false; *στίγμα*, stigma]. In biology, a false stigma.

**Pseudostoma** (*su-dos-to'-mah*) [*ψευδής*, false; *στόμα*, mouth; *pl.*, *Pseudostomata*]. 1. One of the small, deeply-stained areas in silver preparations of endothelium. They are regarded by some as minute openings filled by silver-stained albuminous substances;



according to Klein, however, many of these stigmata are the protruding, stained processes of connective-tissue cells. 2. The oral orifice of the echinopædium of an echinoderm.

**Pseudostomatous** (*su-do-sto'-mat-us*) [*ψευδής*, false; *στόμα*, mouth]. Provided with pseudostomata; pertaining to a pseudostoma.

**Pseudostome** (*su'-do-stōm*) [*ψευδής*, false; *στόμα*, mouth]. See *Pseudostoma*.

**Pseudostomosis** (*su'-do-sto-mo'-sis*) [*ψευδής*, false; *στόμα*, mouth]. The formation or existence of a pseudostome.

**Pseudostomatic** (*su-do-sto-mot'-ik*) [*ψευδής*, false; *στόμα*, mouth]. Characterized by pseudostomosis.

**Pseudostomous** (*su-do-sto'-mus*) [*ψευδής*, false; *στόμα*, mouth]. In biology, having pseudostomes.

**Pseudo-stroma** (*su-do-stro'-mah*) [*ψευδής*, false; *σπρώμα*, a covering]. A false stroma; a cellular body resembling a stroma.

**Pseudo-synarthrosis** (*su-do-sin-ar-thro'-sis*) [*ψευδής*, false; *συν*, with; *άρθρον*, joint]. A ligamentous pseudarthrosis.

**Pseudo-syphilis** (*su-do-sif'-il-is*) [*ψευδής*, false; *syphilis*, syphilis]. Chancroid.

**Pseudo-tabes** (*su-do-tik-bēz*) [*ψευδής*, false; *tabes*, a wasting]. Any disease simulating locomotor ataxia. See *Polyneuritis potatorum*. **P. mesenterica**, a functional disorder most common in young women and hysterical persons, and resembling tabes mesenterica.

**Pseudo-tetany** (*su-do-tet'-an-e*) [*ψευδής*, false; *τέτανος*, tetanus]. A disease simulating tetany.

**Pseudo-trichinosis** (*su-do-trik-in-o'-sis*) [*ψευδής*, false; *τριχ*, hair; *νόσος*, disease]. Acute polymyositis resembling trichinosis of the muscles.

**Pseudotropin** (*su-do-tro'-pin*) [*ψευδής*, false; *τρέπειν*, to turn],  $C_8H_{15}NO$ . An isomeric form of tropin.

**Pseudo-tuberculous** (*su-do-tu-ber'-ku-lus*) [*ψευδής*, false; *tuberculum*, tubercle]. Simulating tuberculosis.

**Pseudo-typhoid** (*su-do-ti'-foid*) [*ψευδής*, false; *τύφος*, smoke]. False typhoid; simulating typhoid fever. **P. Bacilli**, bacteria that resemble the bacillus of enteric fever, but are not identical with it.

**Pseudo-urticaria** (*su-do-ur-tik-a'-re-ah*) [*ψευδής*, false; *urtica*, nettle]. A skin-affection resembling urticaria in appearance, but not identical with it.

**Pseudoval** (*su-do'-val*) [*ψευδής*, false; *ovum*, egg]. Pertaining to a pseudovum.

**Pseudovarian** (*su-do-va'-re-an*) [*ψευδής*, false; *ovarian*, ovary]. Pertaining to a pseudovarium.

**Pseudo-variola** (*su-do-va'-ri'-o-lah*). Synonym of *Varicella*.

**Pseudovarium, Pseudovary** (*su-do-va'-re-um*, *su-do'-va-re*) [*ψευδής*, false; *ovarium*, ovary]. The ovary of a viviparous insect.

**Pseudovelar** (*su-do-ve'-lar*) [*ψευδής*, false; *velum*, veil]. Vascular; having the character of a pseudovelum.

**Pseudovelum** (*su-do-ve'-lum*) [*ψευδής*, false; *velum*, veil]. The vascular velum of some hydrozoans.

**Pseudo-vermicules** (*su-do-ver'-mik-ūle*) [*ψευδής*, false; *vermes*, a worm]. The crescentic bodies found by Laveran in the blood of persons suffering from malarial fever. See *Parasites (Animal)*. Table of.

**Pseudovum** (*su-do'-vum*) [*ψευδής*, false; *ovum*, egg; *pl.*, *Pseudova*]. An egg that develops parthenogenically.

**Pseudoxanthin** (*su-doks-an'-thin*) [*ψευδής*, false; *ξανθος*, yellow]. A name given, it is thought inappropriately, by Gautier to a leukomycin-base,  $C_4H_5N_3O$ , isolated from fresh muscle-tissue of beef. It so much resembles xanthin, however, that it may have been often mistaken for that compound—hence, the name given by Gautier; but it differs from xanthin in its empiric composition, solubility, and crystalline form.

The name *Pseudoxanthin* was also given by Schultzen and Filehne to a body isomeric with xanthin, obtained by action of sulphuric upon uric acid.

**Pseudymen** (*su-di'-men*) [*ψευδής*, false; *μῆν*, membrane]. A false membrane.

**Psiloma** (*si-lo'-mah*) [*ψιλός*, bare]. Baldness.

**Psilopedic** (*si-lo-pe'-dik*) [*ψιλός*, bare; *παῖς*, child]. Of birds born featherless.

**Psilosis** (*si-lo'-sis*) [*ψιλός*, bare]. 1. The removal of the hair from a part. Depilation. 2. A term for certain forms of tropical diarrhea.

**Psilothrum** (*si-lo'-thrum*) [*ψιλωθρον*]. A depilatory.

**Psoadic** (*so-ad'-ik*) [*ψόα*, loin]. Pertaining to a psoas muscle, or to the loin.

**Psoas** (*so'-as*) [*ψόα*, loin]. The loin. **P. Abscess**, an abscess, usually dependent upon tuberculous disease of the vertebra, making its way along the sheath of the psoas muscle and pointing at the front of the thigh, below Poupart's ligament, to the outer side of the spine of the pubis. See *Abscess*. **P. magnus**, **P. major**. See *Muscles*, Table of. **P. minor**, **P. parvus**. See *Muscles*, Table of. **P. quartus**. Synonym of *Obturator internus*.

**Psoatic** (*so-at'-ik*). Same as *Psoadic*.

**Psodymus** (*so-d'-im-us*) [*ψόα*, loin; *δίδυμος*, double]. A sysomic monstrosity with two heads and thoraces, and conjoined abdominal and pelvic cavities. There are two legs, and occasionally the rudiments of a third.

**Psoitis** (*so-i'-tis*) [*ψόα*, loin; *ιτις*, inflammation]. Inflammation of the psoas muscles, or of the region of the loins.

**Psoluncus** (*so-long'-kus*) [*ψωλή*, the bared glans penis; *όγκος*, tumor]. Tumefaction of the prepuce and the glans penis, due to paraphimosis.

**Psora** (*so'-rah*) [*ψώρα*; *ψόειν*, to scratch]. Scabies. See also *Psoriasis*.

**Psoralin** (*so-rall'-in*). Synonym of *Caffein*.

**Psorelcosis** (*so-rel-ko'-sis*) [*ψώρα*, scabies; *έλκος*, ulceration]. Ulceration occurring during the progress of scabies.

**Psorentery** (*so'-ren-ter-e*) [*ψώρα*, scabies; *έντερον*, intestine]. Asiatic cholera.

**Psoriasis** (*so-ri'-as-is*) [*ψώρα*, the itch]. *Lepra alphas*; *Lepra*; *Dry Tetter*; *Psora*; a common chronic inflammatory disease of the skin, characterized by variously-sized lesions having red bases, covered with white scales resembling mother-of-pearl. It affects by preference the extensor surfaces of the body. The lesions are infiltrated, elevated, clearly defined, covered with white, shining, easily-detachable scales, which upon removal reveal a red, punctate, bleeding surface. The eruption is absolutely dry, and itching is usually absent. The etiology is obscure, though heredity plays a considerable rôle in its production. **P. annularis**. Synonym of *P. circinata*. **P.**, **Buccal**, **P. buccalis**. Synonym of *Leukoplakia buccalis*. See also *P.*, *Lingual*. **P. centrifuga**, psoriasis in which the patches heal in the center while spreading at the periphery. **P. circinata**, psoriasis in which the central part of the lesions has disappeared, leaving ring-shaped patches. **P. diffusa**, a form in which there is coalescence of large contiguous lesions. **P. discoidea**. Same as *P. nummularis*. **P.**, **Eczematous**, an acute form with bright-red patches, less defined at the margin than usual, with thin and papery scales, which are thrown off so rapidly that they have no time to aggregate into masses. The part is hot and tender, itches severely, and very little irritation will produce discharge. **P. empyodes**, a form in which a little pus forms underneath the crusts; a rare event. **P. figurata**, **P. geographica**, psoriasis in which the patches are arranged in irregular patterns. **P. gut-**

- tata.** See *P. punctata*. **P. gyrata**, psoriasis with a serpentine arrangement of the patches. **P. inveterata**, a very obstinate form in which the skin is much thickened and fissured, with large adherent scales. **P. nigra**, a variety of psoriasis in which deep pigmentation has taken place. **P. nummularis**, **P. nummulata**, psoriasis in which the patches develop in the shape and size of coins. **P. ophthalmica**, squamous eczema of the eyelids. **P. orbicularis**. Synonym of *P. circinata*. **P. palmæ**, a dry eczema of the hands, or a squamous syphiloderm. **P. palmaris et plantaris syphilitica**, a squamous syphiloderm of the palms and soles. **P. pilaris**, a form affecting the region of the hair-follicles. **P. punctata**, a form in which the lesion consists of minute red papules which rapidly become surmounted by pearly scales. These spread peripherally and soon resemble drops of mortar (*P. guttata*); when they attain the size of a coin the name *P. nummularis* is applied to them. By coalescence of these, larger patches are produced (*P. diffusa*), the outline of which is festooned and convex outward. Healing begins in the center of the patches, causing a ringed appearance (*P. circinata*), composite patches thus assuming serpiginous outlines (*P. gyrata*). **P. rubra**, an acute form of psoriasis. **P. rupioides**, a form in which the scales are excessive in quantity and piled up like the shell of a limpet. **P. simplex**: (1) the usual form of psoriasis; (2) synonym of *Eczema*. **P. striata**, psoriasis in which the lesions are disposed in striæ or lines. **P.**, **Syphilitic**. See *Syphiloderma papulo-squamosum*. **P. unguium**, psoriasis of the nails, which become brittle, rough, ridged, and their ends broken off. **P. universalis**, a form in which the lesions are all over the body.
- Psoriatic** (*so-re-at'-ik*) [*ψώρα*, itch]. 1. Pertaining to psoriasis. 2. One affected with psoriasis.
- Psoric** (*so'-rik*) [*ψώρα*, itch]. Pertaining to or affected with psora.
- Psorocomium** (*so-ro-ko'-me-um*) [*ψώρα*, itch; *κομείν*, to take care of]. A hospital for patients affected with the itch.
- Psoroid** (*so'-roid*) [*ψώρα*, itch; *είδος*, like]. Similar to psora or scabies.
- Psorophthalmia** (*so-roff-thal'-me-ah*) [*ψώρα*, itch; *ὀφθαλμός*, eye]. Marginal blepharitis.
- Psorophthalmic** (*so-roff-thal'-mik*) [*ψώρα*, itch; *ὀφθαλμός*, eye]. Pertaining to psorophthalmia.
- Psororheumatismus** (*so-ro-ru-mat-iz'-mus*) [*ψώρα*, itch; *ρευματισμός*, rheumatism]. Rheumatism ascribed to scabies.
- Psorosperm** (*so'-ro-sperm*) [*ψώρα*, the itch; *σπέρμα*, seed]. In biology, one of the *Psorospermia*, the name originally created by Müller to designate the sporozoa of *Fishes*, but later applied to such a variety of low forms of animal life as to have lost its specific value, and now having but the general, vague significance of any or all sporozoa. *Coccidia*, *Myxosporidia*, *Sarcosporidia*, *Microsporidia*, *q. v.* **P. Nodules**. See *Coccidium oxiforme* in *Parasites (Animal)*, *Table of*. **P. Sacculules**. See *Sarcocystis miescheri*, under *Parasites (Animal)*, *Table of*.
- Psorospermial**, **Psorospermic** (*so-ro-sper'-me-al*, *so-ro-sper'-mik*) [*ψώρα*, itch; *σπέρμα*, seed]. Pertaining to or of the nature of psorosperms.
- Psorospermiasis** (*so-ro-sper-mi'-as-is*) [*ψώρα*, itch; *σπέρμα*, seed]. A term embracing several parasitic affections produced by psorosperms.
- Psorospermosis** (*so-ro-sper-mo'-sis*) [*ψώρα*, itch; *σπέρμα* seed; *pl.*, *Psorospermoses*]. A diseased condition associated with the presence of psorosperms. **P.**, **Pro-liferative Follicular**. Synonym of *Keratosis follicularis* and *Darier's Disease*.
- Psorotheoria** (*so-ro-the-o'-re-ah*) [*ψώρα*, itch; *θεωρία*, theory]. Hahnemann's theory that many diseases were due to the driving inward of scabies.
- Psorous** (*so'-rus*) [*ψώρα*, itch]. Pertaining to or affected with the itch.
- Psorozoa** (*so-ro-so'-ah*) [*ψώρα*, itch; *ζῷον*, animal]. Animal psorosperms.
- Psychagogia** (*si-kag-o'-je-ah*) [*ψυχή*, spirit; *ἀγωγός*, leading]. Mental excitement or activity.
- Psychagogic** (*si-kag-oj'-ik*) [*ψυχή*, spirit; *ἀγωγός*, leading]. 1. Restorative of the consciousness. 2. A remedy that restores to consciousness, as in fainting.
- Psychalgia** (*si-kal'-je-ah*) [*ψυχή*, mind; *ἄλγος*, pain]. Mental distress; melancholia.
- Psyche** (*si'-ke*) [*ψυχή*, soul]. The brain and myelon considered as one organ; the cerebro-spinal axis.
- Psychentonia** (*si-ken-to'-ne-ah*) [*ψυχή*, mind; *ἐντῶνία*, tension]. Mental strain or over-work.
- Psychiater** (*si-ki'-at-er*) [*ψυχή*, soul; *ιατρός*, a physician]. An alienist; one who cures mind-diseases.
- Psychiatria** (*si-ki-a'-tre-ah*). Same as *Psychiatry*.
- Psychiatric** (*si-ke-at'-rik*) [*ψυχή*, mind; *ιατρεία*, healing art]. Pertaining to psychiatry.
- Psychiatrist** (*si-ke-at'-rist*) [*ψυχή*, mind; *ιατρός*, physician]. A specialist in psychiatry.
- Psychiatry** (*si-ki'-at-re*) [*ψυχή*, mind; *ιατρεία*, healing art]. The science and treatment of the diseases of the mind.
- Psychic**, or **Psychical** (*si'-kik*, *si'-kik-al*) [*ψυχή*, mind]. Pertaining to the mind. **P. Blindness**. See *Word-blindness*. **P. Centers**. Nerve-centers connected with sensation in the sense of conscious perception, feeling, volition, intellectual acts, and will.
- Psychics** (*si'-kiks*) [*ψυχή*, soul]. The science of psychology.
- Psychism** (*si'-kizm*) [*ψυχή*, soul]. The character of being psychic, or mental.
- Psychist** (*si'-kist*) [*ψυχή*, soul]. One who engages in psychic research.
- Psychlampsia** (*si-klam'-se-ah*) [*ψυχή*, mind; *λάμψις*, a flashing]. Mania, viewed as a discharging phenomenon of perverted cerebral activity.
- Psycho-auditory** (*si-ko-aw'-dit-or-e*) [*ψυχή*, mind; *αἰνῆναι*, to hear]. Pertaining to the psychic perception of sound. **P. Area**, the cortical area concerned in the conscious perception of sound.
- Psychocoma** (*si-ko-ko'-mah*) [*ψυχή*, mind; *κῶμα*, coma]. Mental stupor (Clouston).
- Psychodometer** (*si-ko-dom'-et-er*) [*ψυχή*, mind; *ὁδός*, way; *μέτρον*, measure]. An instrument for measuring the rapidity of psychic processes.
- Psychodynamic** (*si-ko-di-nam'-ik*) [*ψυχή*, soul; *δύναμις*, power]. Pertaining to psychodynamics.
- Psychodynamics** (*si-ko-di-nam'-iks*) [*ψυχή*, mind; *δύναμις*, power]. The science of the laws of mental activity.
- Psychodynamy** (*si-ko-di'-nam-e*). Synonym of *Magnetism, Animal*.
- Psychogenesis** (*si-ko-jen'-es-is*) [*ψυχή*, mind; *γένεσις*, generation]. The development of mental characteristics.
- Psychogeny** (*si-koj'-en-e*) [*ψυχή*, soul; *γενῆς*, producing]. The development of mind.
- Psychogestic** (*si-ko-gu'-stik*) [*ψυχή*, mind; *γεῦσις*, sense of taste]. Pertaining to perception of taste.
- Psychogony** (*si-kog'-o-ne*) [*ψυχή*, soul; *γονία*, generation]. The doctrine of the development of mind.
- Psychographic** (*si-ko-graf'-ik*) [*ψυχή*, soul; *γράφειν*, to write]. Pertaining to psychography.
- Psychography** (*si-kog'-ra-fe*) [*ψυχή*, soul; *γράφειν*, to write]. The natural history of mind.



**Psychokinesia** (*si-ko-kīn-el'-ze-ah*) [*ψυχή*, mind; *κίνησις*, movement]. Explosive or impulsive maniacal action, due to defective inhibition; psychilampsia.

**Psychologic** (*si-ko-loj'-ik*) [*ψυχή*, soul; *λόγος*, science]. Pertaining to psychology.

**Psychologist** (*si'-kol'-o-jist*) [*ψυχή*, soul; *λόγος*, science]. One versed in psychology.

**Psychology** (*si'-kol'-o-je*) [*ψυχή*, mind; *λόγος*, science]. The science which has for its primary subject of investigation all the phenomena of human consciousness, or of the sentient life of man (Ladd).

**Psychometry** (*si'-kom'-et-re*) [*ψυχή*, mind; *μέτρον*, measure]. The measurement of the duration of psychic processes; measurement of sense-relations in mental action. **P.**, **Physiologic**, psychology studied from a physiologic standpoint. There is a growing tendency on the part of scientists to study the phenomena of the mind from the physical and physiologic side. Important results have been achieved by the aid of psycho-physics, and a number of psychic phenomena can now be defined in mathematic terms. **P.**, **Transcendental**, psychic processes which are believed not to be dependent on cerebral function.

**Psycho-motor** (*si'-ko-mo'-tor*) [*ψυχή*, mind; *κίνησις*, to move]. Pertaining to the mind and to voluntary movement. **P. Area**, the motor area of the brain; disposed chiefly at the sides of the central (Rolandic) fissure.

**Psychoneurology** (*si'-ko-nu-rol'-o-je*) [*ψυχή*, soul; *νεῦρον*, nerve; *λόγος*, science]. That part of neurology treating of mental action.

**Psychoneurosis** (*si'-ko-nu-ro'-sis*) [*ψυχή*, mind; *νεῦρον*, nerve; *νόσος*, disease]. Mental disease, especially such as is not accompanied by or dependent on any demonstrable bodily disorder.

**Psychonomy** (*si'-kon'-o-me*) [*ψυχή*, soul; *ὄνομα*, name]. The science of the laws of mental action.

**Psychonosema** (*si'-ko-no-se'-mah*) [*ψυχή*, mind; *νόσος*, disease]. Any mental disease.

**Psychonosology** (*si'-ko-no-zol'-o-je*) [*ψυχή*, mind; *νόσος*, disease; *λόγος*, science]. The nosology of mental diseases.

**Psycho-optic** (*si'-ko-op'-tik*) [*ψυχή*, mind; *ὥψ*, sight]. Pertaining to the psychic perception of light. **P. Area**, the cortical area concerned in conscious perception of retinal impulses.

**Psychoparesis** (*si'-ko-par'-es-is*) [*ψυχή*, mind; *πάρεσις*, paresis]. Enfeeblement of the mind.

**Psychopath** (*si'-ko-path*) [*ψυχή*, soul; *πάθος*, disease]. A morally irresponsible person.

**Psychopathic** (*si'-ko-path'-ik*) [*ψυχή*, mind; *πάθος*, disease]. Pertaining to psychopathy.

**Psychopathist** (*si'-kop'-ath-ist*). Synonym of *Psychiatrist*.

**Psycho-pathology** (*si'-ko-path-ol'-o-je*) [*ψυχή*, mind; *πάθος*, disease; *λόγος*, science]. 1. The pathology of mental disease. 2. In legal medicine, the legal aspect of insanity; the law as to the rights and responsibilities of insane persons; legal psychiatry, incorrectly called criminal anthropology.

**Psychopathy** (*si'-kop'-ath-e*) [*ψυχή*, mind; *πάθος*, disease]. Any disease of the mind.

**Psycho-physical** (*si'-ko-fiz'-ik-al*) [*ψυχή*, mind; *φυσικός*, physical]. Pertaining to psycho-physics. **P. Law**. See *Law*, *Fechner's*.

**Psychophysics** (*si'-ko-fiz'-iks*) [*ψυχή*, mind; *φυσικός*, physical]. The study of mental processes by physical methods; the study of the relation of stimuli to the sensations which they produce, especially the determination of the differences of stimulus required to produce recognizable differences of sensation; experimental psychology.

**Psychophysiology** (*si'-ko-fiz-e-ol'-o-je*). Synonym of *Psychology*, *Physiologic*.

**Psychoplasm** (*si'-ko-plazm*) [*ψυχή*, soul, mind; *πλάσμα*, anything formed]. In biology: "The sentient material out of which all forms of consciousness are evolved, incessantly fluctuating, incessantly renewed." (Lewes.) See *Protyl*.

**Psychoplasmic** (*si'-ko-plaz'-mik*) [*ψυχή*, soul; *πλάσμα*, anything formed]. Pertaining to psychoplasm.

**Psychorrhythm** (*si'-ko-rithm*) [*ψυχή*, mind; *ῥυθμός*, rhythm]. Any cyclic or alternating mental condition.

**Psycho-sensory**, **Psycho-sensorial** (*si'-ko-sen'-sor-e*, *si'-ko-sen-so'-re-al*) [*ψυχή*, mind; *sensus*, sense]. Pertaining to the conscious perception of sensory impulses. **P. Area**, an area in the brain-cortex connected with the perception of sensory impulses, particularly those of special sense.

**Psychosin** (*si'-ko'-sin*) [*ψυχή*, mind]. A cerebroside resembling sphingosin, occurring in brain-tissue.

**Psychosis** (*si'-ko'-sis*) [*ψυχή*, mind; *ψ.*, *Psychoses*]. 1. Any disease of the mind. 2. The neural act corresponding to a mental phenomenon. "In all intellectual operations we have to distinguish two sets of successive changes—one in the physical basis of consciousness and the other in consciousness itself; one set which may, and doubtless will, in course of time, be followed through all its complexities by the anatomist and the physicist, and one of which only the man can have immediate knowledge. As it is very necessary to keep up a clear distinction between these two processes, let the one be called *neurosis*, *q. v.*, and the other *psychosis*." (Huxley.)

**Psychosomatiatria** (*si'-ko-so-mat-e-a'-tre-ah*) [*ψυχή*, mind; *σῶμα*, body; *ιατρία*, healing art]. The treatment of diseases of the mind and body.

**Psychosomatic** (*si'-ko-so-mat'-ik*) [*ψυχή*, soul; *σῶμα*, body]. Relating to both soul and body.

**Psychotherapeutic** (*si'-ko-ther-ap-u'-tik*) [*ψυχή*, soul; *θεραπευτικός*, pertaining to medical treatment]. Pertaining to psychotherapeutics.

**Psychotherapeutics** (*si'-ko-ther-ap-u'-tik*) [*ψυχή*, mind; *θεραπεία*, treatment]. The treatment of disease by mental influence, or by suggestion.

**Psychotherapy** (*si'-ko-ther'-ap-e*). Same as *Psychotherapeutics*.

**Psychovital** (*si'-ko-vi'-tal*) [*ψυχή*, soul; *vita*, life]. Psychic and vital.

**Psychrapostema** (*si'-krap-os'-te-mah*) [*ψυχρός*, cold; *ἀποστήμα*, abscess]. Cold abscess.

**Psychrolusia** (*si'-kro-lu'-ze-ah*) [*ψυχρός*, cold; *λούειν*, to wash]. Cold bathing.

**Psychrolutron** (*si'-kro-lu'-tron*) [*ψυχρός*, cold; *λουτρόν*, bath]. Cold bath.

**Psychrometer** (*si'-krom'-et-er*) [*ψυχρός*, cold; *μέτρον*, measure]. An instrument for determining the amount of atmospheric moisture by precipitation on a cold surface.

**Psychrometric** (*si'-kro-met'-rik*) [*ψυχρός*, cold; *μέτρον*, measure]. Pertaining to a psychrometer.

**Psychrometry** (*si'-krom'-et-re*) [*ψυχρός*, cold; *μέτρον*, measure]. The use of the psychrometer.

**Psychrophobia** (*si'-kro-fo'-be-ah*) [*ψυχρός*, cold; *φόβος*, dread]. Morbid dread of or impressibility to cold.

**Psychrophore** (*si'-kro-fōr*) [*ψυχρός*, cold; *φορεῖν*, to carry]. An instrument for applying cold to parts deeply placed, as by a double-current catheter to the prostate gland.

**Psychropisia** (*si'-kro-po'-ze-ah*) [*ψυχρός*, cold; *πίσις*, a drinking]. The drinking of cold beverages.

**Psydracia** (*si'-dra'-se-ah*) [*ψύδραξ*, blister, pimple; *ψ.*, *Psydracie*]. 1. Eczema (Fuchs). 2. In Plenck's classification, a variety of skin-diseases characterized

by red, elevated spots. **P. spontaneæ**, a form of large-wheeled urticaria usually affecting covered parts.

**P. vulgaris**. Synonym of *Éczema simplex*.

**Psydriacium** (*si-dra'-se-um*) [ψύδραξ, a blister or pimple; *pl.*, *Psydriacia*]. A small pustule.

**Pygma** (*sig'-mah*) [ψύγμα]. A refrigerant medicine.

**Ptarmic** (*tar'-mik*) [παρμός, a sneezing]. Pertaining to the act of sneezing. Sternutatory. Also, a substance that produces sneezing.

**Ptelea** (*tel'-le-ah*) [πτελέα, elm]. A genus of poly-petalous shrubs and trees. **P. trifoliata**, Hop-tree; Wafer-ash; Wing-seed. The bark of a shrub yielding a bitter tonic extractive. It is a popular tonic in debility and dyspepsia, and is also used as an anthelmintic. Unof.

**Pteleorrhine** (*tel'-e-or-in*) [πτελέο, elm; ρίς, nose]. A term applied to the anterior nares when the aperture is asymmetric.

**Ptenopleural** (*ten-o-plu'-ral*) [πτηνός, feathered; πλευρά, side]. In biology, having the sides of the body winged or alate.

**Pteral** (*ter'-al*) [πτερόν, wing]. In biology, of or pertaining to the wing. Cf. *Manual*.

**Ptere** (*ter*) [πτερόν, feather, wing]. In biology, a wing-like structure.

**Pteridium** (*ter-id'-e-um*) [πτερόν, wing]. See *Samara*.

**Pterion** (*tel'-re-on*) [πτερόν, wing]. See *Cranio-metric Points*.

**Pterna** (*ter'-nah*) [πτέρνα]. 1. Calcaneum. 2. The heel-pad of birds.

**Ptero-** (*ter'-o*) [πτερόν, wing]. A prefix to denote resemblance to a wing, or wing-shaped.

**Pterocardiac** (*ter-o-kar'-de-ak*) [πτερόν, wing; κάρδια, the heart]. In biology, applied by Huxley to a wing-like ossicle that articulates with the cardiac ossicle in the stomach of the crawfish.

**Pterocarpous** (*ter-o-kar'-pus*) [πτερόν, wing; καρπός, fruit]. In biology, wing-fruited.

**Pterocarpus** (*ter-o-kar'-pus*) [πτερόν, wing; καρπός, fruit]. A genus of tropical leguminous trees. **P. draco**, of tropical America, affords some of the dragon's blood of commerce. **P. erinaceus**, of Africa, and **P. marsupium**, of India, yield kino. **P. santalinus**, affords red saunders.

**Pterocaulon** (*ter-o-kaw'-lon*) [πτερόν, wing; κανύλος, stem]. A genus of the *Isulioideæ*. **P. pycnostachyum**, black-root, a species found in Georgia, where it is used as a tonic, emmenagogue, and alterative.

**Pterodium** (*ter-o'-de-um*). Same as *Pteridium*.

**Pteroglossine** (*ter-o-glos'-in*) [πτερόν, wing; γλῶσσα, tongue]. In biology, having a feathery or brushy tongue.

**Pterologic** (*ter-o-loj'-ik*) [πτερόν, wing; λόγος, science]. Pertaining to pterology.

**Pterology** (*ter-ol'-o-je*) [πτερόν, wing; λόγος, science]. In biology, that department of entomology or ornithology which treats of the wings.

**Pteropegal** (*ter-o-pe'-gal*) [πτερόν, wing; πηγός, fastened]. Pertaining to a pteropegum.

**Pteropegum** (*ter-o-pe'-gum*) [πτερόν, feather, wing; πηγός, fastened: *pl.*, *Pteropega*]. In biology, the articular socket or surface on the thorax of an insect for the reception of the base of the wing.

**Pteropodial** (*ter-o-po'-de-al*) [πτερόν, wing; πόδιον, a small foot]. Pertaining to a pteropodium.

**Pteropodium** (*ter-o-po'-de-um*) [πτερός, wing; πόδιον, a small foot]. The podium of a pteropod.

**Pterorhine** (*ter'-o-rin*) [πτερόν, wing; ρίς, nose]. In biology, having feathered nostrils.

**Pterospora** (*ter-os'-po-rah*) [πτερόν, wing; σπóρος, seed]. A genus of plants belonging to the order *Monotropææ*. **P. andromeda**, scaly dragon-claw,

dragon-root, fever-root, a plant found in New York, Vermont, and Canada, and having anthelmintic, dia-phoretic, and emmenagogue properties.

**Pterostigma** (*ter-o-stig'-mah*) [πτερόν, wing; στίγμα, a spot]. The stigma on the wings of some insects.

**Pterostigmal** (*ter-o-stig'-mal*) [πτερόν, wing; στίγμα, stigma]. Pertaining to a pterostigma.

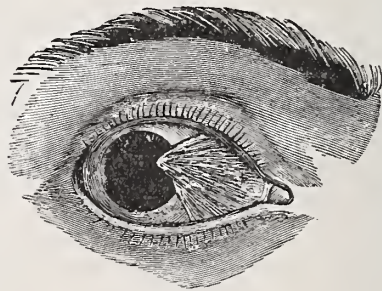
**Pterostigmatic** (*ter-o-stig-mat'-ik*) [πτερόν, wing; στίγμα, stigma]. In biology, having a pterostigma.

**Pterotheca** (*ter-o-the'-kah*) [πτερόν, wing; θήκη, case: *pl.*, *Pterothecæ*]. In biology, that part of the pupa-case which covers the developing wings.

**Pterotic** (*ter-ol'-ik*) [πτερόν, wing]. Wing-like.

**Pterygial** (*ter-ij'-e-al*) [dim. of πτέρυξ, wing]. Per-taining to a pterygium.

**Pterygium** (*ter-ij'-e-um*) [dim. of πτέρυξ, wing: *pl.*, *Pterygia*]. 1. A triangular patch of thickened conjunctiva, the apex pointing toward the pupil, the fan-shaped base extending toward the canthus. It is most common on the nasal side. 2. One of the ala-



PTERYGIUM.

nasal. 3. In biology, the generalized vertebrate limb. Cf. *Archipterygium*, *Icthyopterygium*, *Cheiropterygium*, *Mesopterygium*, *Metapterygium*, *Propterygium*. **P. carnosum**, a flesh-like vascular pterygium. **P. cras-sum**. Synonym of *P. carnosum*. **P. membranaceum**, a thin, membrane-like pterygium. **P. sarcomatosum**. Synonym of *P. carnosum*. **P. tenue**. Synonym of *P. membranaceum*. **P. unguis**, an abnormal growth of skin over the finger-nail. **P. vas-culosum**. Synonym of *P. carnosum*.

**Pterygo-** (*ter'-ig-o-*) [πτέρυξ, wing]. A prefix denoting connection with or relation to the pterygoid process.

**Pterygoblast** (*ter'-ig-o-blast*) [πτέρυξ, wing; βλαστός, germ]. In biology, the incipient rudiment or proton of the fin-ray.

**Pterygobranchiate** (*ter'-ig-o-brang'-ke-ät*) [πτέρυξ, wing; βράγχια, gills]. In biology, having feathery gills.

**Pterygoda** (*ter'-ig-o'-dal*) [πτέρυγώδης, wing-like]. In biology, a pair of scales on the mesothorax, near the insertion of the first legs, in *Lepidoptera*. Cf. *Tegula*.

**Pterygoid** (*ter'-ig-oid*) [πτέρυξ, wing; είδος, like]. Wing-shaped. **P. Artery**. See *Arteries*, *Table of*. **P. Canal**, the Vidian canal. **P. Fossa**. See *Fossa*. **P. Muscle**. See *Muscle*. **P. Notch**. Same as *P. Fossa*. **P. Plate**, one of the two plates of a ptery-goid process. *q. v.* **P. Plexus**. See *Plexus*. **P. Process**. See *Process*, *Pterygoid*.

**Pterygoidean** (*ter'-ig-oid'-e-an*) [πτέρυξ, wing]. Ptery-goid. **P. Plaques**, the characteristic sores seen on the hard palate in children affected with Bednar's aphthæ.

**Pterygoma** (*ter'-ig-o'-mah*) [πτέρυξ, wing; ὄμα, tumor]. A chronic swelling of the labia minora which inter-fers with coitus (Severin).



**Pterygomaxillary** (*ter-ig-o-maks'-il-a-re*) [πτερόν, wing; εἶδος, like; *maxilla*, maxilla]. Pertaining to a pterygoid process and the maxilla. **P. Fissure**, an elongated fissure formed by the divergence of the superior maxillary bone from the pterygoid process of the sphenoid. It gives passage to branches of the internal maxillary artery. **P. Ligament**, a ligamentous branch extending from the apex of the internal pterygoid plate to the posterior end of the internal oblique line of the lower jaw.

**Pterygopalatal, Pterygopalatine** (*ter-ig-o-pal'-at-al, ter-ig-o-pal'-at-in*). See *Palatopterygoid*. **P. Artery**. See *Arteries, Table of*. **P. Canal**, a canal formed by the articulation of the pterygoid process of the sphenoid bone, with the sphenoid process of the palate bone and transmitting the pterygo-palatine vessels and nerves. **P. Nerve**, a small nerve arising from the back part of Meckel's ganglion and passing through the pterygo-palatine canal to the mucous membrane of the upper part of the pharynx, behind the Eustachian tube. Also known as the *pharyngeal nerve*.

**Pterygo-pharyngeus** (*ter-ig-o-far-in-je'-us*) [πτερόν, wing; φάρυγξ, pharynx]. 1. Synonym of *Palatopharyngeus*. 2. The part of the superior constrictor of the pharynx which arises from the internal pterygoid plate.

**Pterygo-quadrate** (*ter-ig-o-kwod'-rāt*) [πτερός, wing; *quadratus*, quadrate]. Pertaining to the pterygoid bone and to the quadrate bone.

**Pterygosphenoid** (*ter-ig-o-sfe'-noid*). See *Sphenopterygoid*.

**Pterygospinous** (*ter-ig-o-spi'-nus*) [πτερυξ, wing; *spinous*, spinous]. Pertaining to a pterygoid process and to the spine of the sphenoid.

**Pterygo-staphylinus** (*ter-ig-o-staf-il-i'-nus*) [πτερυξ, wing; σταφυλή, uvula]. Same as *Tensor palati*.

**Pterygostium** (*ter-ig-os'-te-um*) [πτερίς, wing; *ostium*, mouth]. In the veins of an insect's wing.

**Pterygostomial** (*ter-ig-o-sto'-me-al*) [πτερίς, wing; στόμα, mouth]. In biology, applied to the plate-like extensions of the carapace running forward parallel with the axis of the body in certain crustaceans.

**Pterygo-syndesmo-staphylo-pharyngeus** (*ter'-ig-o-sin-dez'-mo-staf'-il-o-far-in-je'-us*). Synonym of *Constrictor, Superior, of the Pharynx*.

**Pterygote** (*ter'-ig-ōt*) [πτερυγώδης, winged]. Winged, alate.

**Pterygo-temporal** (*ter-ig-o-ten'-po-ral*) [πτέρυξ, wing; *tempus*, temple]. Pertaining to the pterygoid process and to the temporal bone.

**Pterygotrabecular** (*ter-ig-o-tra-bek'-u-lar*) [πτερίς, wing; *trabecula*]. Pertaining to the pterygoid bone and the trabecular region of the skull.

**Pteryla** (*ter'-il-ah*) [πτερόν, feather, wing; ὕλη, wood; *pl.*, *Pterylæ*]. In biology, a "feather tract," an area of the skin on which feathers grow, as distinguished from *apteria*, or tracts on which no feathers grow.

**Pterylographic** (*ter-il-o-graf'-ik*) [πτερόν, feather; γράφειν, to write]. Pertaining to pterylography.

**Pterylography** (*ter-il-og'-ra-fe*) [πτερόν, feather; γράφειν, to write]. In biology, the written description of the arrangement of the feathers in the skin of birds.

**Pterylosis** (*ter-il-o'-sis*) [pteryla, from πτερόν, wing, feather; ὕλη, wood]. In biology, the arrangement or distribution of the feathers of a bird, as distinguished from the character of the plumage, *ptilosis*.

**Ptiloma** (*ti-lo'-mah*) [πίλον, down]. The part of the eyelid deprived of its cilia by ptilosis.

**Ptilosis** (*ti-lo'-sis*) [πίλον, feather]. In biology, the plumage or feathering of a bird regarded as to character rather than as to the distribution of the feathers, for which see *pterylosis*. See also *Madarosis*.

**Ptisan** (*tis'-an*) [πισάνη, peeled barley]. Barley-water. Any decoction of barley designed as a medicinal drink.

**Ptochiater** (*to'-ke-a-ter*) [πτωχός, poor; ιατρος, physician]. A physician who attends the poor.

**Ptochiatria** (*to-ke-a'-tre-ah*) [πτωχός, a beggar; ιατρία, healing art]. Medical treatment of the poor.

**Ptochocomion** (*to-ko-ko'-me-on*) [πτωχός, poor; κομειν, to take care of]. A hospital for the care of the poor.

**Ptoma** (*to'-mah*) [πτῶμα]. Cadaver.

**Ptomain** (*to'-ma-in*) [πτῶμα, corpse]. Any one of the active, inanimate septic or toxic substances resulting from processes of decomposition and disintegration of albuminous materials. (Farquharson.) As ptomains are chiefly developed during putrefaction, they have been termed *putrefactive alkaloids*. The name *cadaveric alkaloids* has also been given to them, but applies properly only to those obtained from the dead animal body. Some of the ptomains are poisonous; the greater number are not. As a rule, each distinctive ptomain is produced by a different microorganism, but there are instances of several bacteria producing the same ptomain. The dependence of a ptomain upon microorganisms may be indirect and complicated by or dependent upon purely chemic changes. The kind of ptomain produced depends somewhat upon the stage of putrefaction, as ptomains are "transition products in the process of putrefaction." Their production is also influenced by the media in which the bacteria grow. A ptomain that is formed by a certain bacterium in one medium may not be produced by the same bacterium in another medium. Ptomains have been found in foods, as in mussels, oysters, eels, sausage, ham, canned meats, cheese, milk, ice-cream, etc. The pathogenic action of certain bacteria may be due to their production of ptomains. In addition to the ptomains given in the following table, a number of unnamed substances have been studied that possess reactions and physiologic effects similar or identical with those of well-known vegetable alkaloids. These at present can only be called after analogues, *e. g.*, *Coniin-like Substances*; others are called *Atropin-like*, *Delphinin-like*, *Digitalin-like*, *Morphin-like*, *Nicotin-like*, *Strychnin-like*, *Veratrin-like*, etc. The table beginning on page 1210 is modified from Vaughan and Novy.

**Ptomainemia** (*to-ma-in-e'-me-ah*) [πτῶμα, corpse; αἷμα, blood]. The presence of ptomains in the blood.

**Ptomainic** (*to'-ma-in-ik*) [πτῶμα, corpse]. Due to or associated with a ptomain.

**Ptomapeptone** (*to'-mah-pep'-ton*) [πτῶμα, a corpse; *peptone*, from πέπτειν, to cook, digest]. In biology, one of the putrefactive alkaloids produced in cereals by the action of ergot, molds, etc.

**Ptomatin** (*to'-mat-in*). Synonym of *Ptomain*.

**Ptomatopsia** (*to-mat-op'-se-ah*) [πτῶμα, corpse; ὄψις, view]. The examination of the cadaver; necropsy.

**Ptomatropin** (*to-mat'-ro-pin*). A ptomain resembling the vegetable alkaloid atropin in its physiologic properties. That isolated by Zuelzer and Sonnenschein did not give the odor of blossoms when heated with sulphuric acid and oxidizing agents (Reuss's test), but a ptomatropin found by Selmi gave the reaction.

**Ptoxis** (*to'-sis*) [πτῶσις, πίπτειν, to fall]. Complete or partial drooping of the upper eyelid, due to paralysis of the levator palpebræ or to thickening of the lid. **P. iridis**, hernia of the iris. **P. oculi**. Synonym of *Exophthalmos*. **P. palpebræ**, **P. palpebrarum**. See *Ptoxis*. **P. sympathica**, ptosis in connection with paresis of the cervical sympathetic and associated with myosis and vaso-motor paralysis of the side of the face affected.

## TABLE OF PTOMAINS.

NAME.	FORMULA.	DISCOVERER.	SOURCE.	PHYSIOLOGIC ACTION.
Amido-valerianic acid.	$C_5H_{11}NO_2$ .	E. and H. Salkowski.	Putrefying fibrin and meat.	Non-toxic.
Amylamin.	$C_5H_{13}N$ .	Hesse.	Cod-liver oil, horn, putrid yeast.	Toxic.
Asellin.	$C_{25}H_{32}N_4$ .	Gautier and Mourgues.	Cod-liver oil.	Toxic.
Betain.	$C_5H_{13}NO_3$ .	Brieger.	Mussel, human urine.	Non-toxic.
Butylamin.	$C_4H_{11}N$ .	Gautier and Mourgues.	Cod-liver oil.	Toxic (?).
Cadaverin.	$C_5H_{14}N_2$ .	Brieger.	Putrefying animal tissues, cultures of comma-bacillus.	Slightly toxic.
Caproylamin.	See <i>Hexylamin</i> .			
Cholin.	$C_5H_{15}NO_2$ .	Brieger.	Decomposing animal tissues, proteus and comma-bacillus cultures.	Toxic.
Collidin (?).	$C_8H_{11}N$ .	Nencki.	Putrid mixture of pancreas and gelatin.	
Diethylamin.	$C_4H_{11}N$ .	Bocklisch.	Putrefying fish (pike).	Non-toxic.
Dihydrolutidin.	$C_7H_{11}N$ .	Gautier and Mourgues.	Cod-liver oil.	Toxic.
Dimethylamin.	$C_2H_7N$ .	Brieger.	Putrid gelatin, yeast, fish.	Non-toxic.
Eczemin.		Griffith.	Extracted from the urine in eczema. A white, crystalline substance, soluble in water, feebly alkaline in reaction.	Toxic.
Ethylamin.	$C_2H_7N$ .	Hesse.	Putrefying yeast, wheat flour.	Non-toxic.
Ethylidenediamin (?).	$C_2H_8N_2$ .	Brieger.	Putrefying haddock.	Toxic.
Gadinin.	$C_7H_{17}NO_3$ .	Brieger.	Decomposing haddock.	Toxic.
Hexylamin.	$C_6H_{15}N$ .	Hesse.	Putrid yeast.	Toxic.
Hydrocollidin (?).	$C_8H_{13}N$ .	Gautier and Etard.	Putrefying mackerel, horse, and ox-flesh.	Toxic.
Hydrocoridin.	$C_{10}H_{17}N$ .	Griffiths.	Agar-culture of bacterium album.	
Methylamin.	$CH_5N$ .	Bocklisch.	Putrefying fish.	Non-toxic.
Methyl-guanidin.	$C_2H_7N_3$ .	Brieger.	Putrefying horse-flesh.	Toxic.
Morrhucic acid.	$C_9H_{13}NO_3$ .	Gautier and Mourgues.	Cod-liver oil.	
Morrhuin.	$C_{19}N_{27}N_3$ .	Gautier and Mourgues.	Cod-liver oil.	Diuretic and diaphoretic.
Muscarin.	$C_8H_{15}NO_3$ .	Brieger.	Decomposing haddock.	Toxic.
Mydalein.		Brieger.	Putrefying human organs.	Toxic.
Mydatoxin.	$C_6H_{13}NO_2$ .	Brieger.	Putrefying human organs.	Toxic.
Mydin.	$C_8H_{11}NO$ .	Brieger.	Putrid human tissues, blood-serum cultures of Eberth's bacillus of typhoid fever.	Non-toxic.
Mytilotoxin.	$C_6H_{15}NO_2$ .	Brieger.	Poisonous mussel ( <i>Mytilus edulis</i> ).	Toxic.
Neuridin.	$C_5H_{14}N_2$ .	Brieger.	Putrefying flesh.	Non-toxic.
Neurin.	$C_5H_{13}NO$ .	Brieger.	Putrefying flesh.	Toxic.
Parvolin (?).	$C_9H_{13}N$ .	Gautier and Etard.	Putrefying mackerel and horse-flesh.	
Peptotoxin.		Brieger.	Decomposing proteid substances.	Toxic.
Phlogosin.		Leber.	Cultures of <i>staphylococcus pyogenes aureus</i> .	Powerful local irritant.
Propylamin.	$C_3H_9N$ .	Brieger.	Gelatin-cultures of bacteria of human feces.	
Putrescin.	$C_4H_{12}N_2$ .	Brieger.	Putrefying flesh, gelatin, etc.	Slightly toxic.



TABLE OF PTOMAINS.—*Continued.*

NAME.	FORMULA.	DISCOVERER.	SOURCE.	PHYSIOLOGIC ACTION.
Pyocyanin.	C <sub>14</sub> H <sub>14</sub> NO <sub>2</sub> .	Ledderhose.	Cultures of <i>bacillus pyocyanus</i> .	Non-toxic.
Pyridin-base (?).	C <sub>10</sub> H <sub>15</sub> N.	De Coninck.	Putrefying sea-polyps.	
Pyridin-base.	C <sub>8</sub> H <sub>11</sub> N.	De Coninck.	Putrefying sea-polyps.	
Saprin.	C <sub>8</sub> H <sub>14</sub> N <sub>2</sub> .	Brieger.	Putrefying human liver and spleen.	Non-toxic.
Spasmotoxin.		Brieger.	Cultures of tetanus-bacillus.	Toxic.
Susotoxin.	C <sub>10</sub> H <sub>26</sub> N <sub>2</sub> (?).	Novy.	Cultures of hog-cholera bacillus.	Toxic.
Tetainin.	C <sub>13</sub> H <sub>30</sub> N <sub>2</sub> O <sub>4</sub> .	Brieger.	Cultures of tetanus-bacillus.	Toxic.
Tetanotoxin.	C <sub>8</sub> H <sub>11</sub> N (?).	Brieger.	Cultures of tetanus-bacillus.	Toxic.
Triethylamin.	C <sub>6</sub> H <sub>15</sub> N.	Brieger.	Putrefying fish (haddock).	Non-toxic.
Trimethylamin.	C <sub>3</sub> H <sub>9</sub> N.	Dessaigues.	Herring-brine.	Non-toxic.
Trimethylenediamin.	C <sub>8</sub> H <sub>10</sub> N <sub>2</sub> (?).	Brieger.	Beef-broth cultures of comma-bacillus.	Toxic.
Typhotoxin.	C <sub>7</sub> H <sub>17</sub> NO <sub>2</sub> .	Brieger.	Beef-broth cultures of Eberth's bacillus.	Toxic.
Tyrotroton.		Vaughan.	Poisonous cheese, ice cream, milk, etc.	Toxic.
Unnamed.	C <sub>8</sub> H <sub>12</sub> N <sub>2</sub> O <sub>4</sub> .	Pouchet.	Flesh, bones, etc.	Toxic.
Unnamed.	C <sub>6</sub> H <sub>13</sub> NO <sub>2</sub> .	Brieger.	Cultures of tetanus-bacillus.	Non-toxic.
Unnamed.	C <sub>7</sub> H <sub>10</sub> N <sub>2</sub> .	Morin.	Sugar undergoing alcoholic fermentation.	Non-toxic.
Unnamed.	C <sub>7</sub> H <sub>17</sub> NO <sub>2</sub> .	Brieger.	Putrefying horse-flesh.	Toxic.
Unnamed.	C <sub>7</sub> H <sub>18</sub> N <sub>2</sub> O <sub>6</sub> .	Pouchet.	Flesh, bones, etc.	Toxic.
Unnamed.	C <sub>10</sub> H <sub>13</sub> N.	Guareschi and Mosso.	Putrid fibrin.	Toxic.
Unnamed.	C <sub>13</sub> H <sub>20</sub> N <sub>4</sub> .	Oser.	Fermenting cane-sugar.	
Unnamed.	C <sub>14</sub> H <sub>20</sub> N <sub>2</sub> O.	Guareschi.	Putrefying fibrin.	
Unnamed.	C <sub>17</sub> H <sub>38</sub> N <sub>4</sub> .	Gautier and Etard.	Putrefying mackerel, horse-flesh and ox-flesh.	
Unnamed.	C <sub>32</sub> H <sub>31</sub> N.	Delézinier.		

**Ptotic** (*to'-tik*) [πτωσις, a falling]. Affected with or pertaining to ptosis.

**Ptotostereoscope** (*to-tos-te'-re-o-skōp*) [πτωτός, fallen; στερεός, solid; σκοπεῖν, to examine]. Donders' name for an instrument for testing the existence of binocular vision.

**Ptyalagogue** (*ti-al'-a-gog*) [πτύαλον, saliva; ἄγωγός, leading]. A medicine producing an increased flow of saliva. A sialagogue.

**Ptyalin** (*ti'-al-in*) [πτύαλον, saliva]. An amylolytic or diastatic ferment found in saliva, having the property of converting starch into dextrin and sugar. The starch first becomes converted into achroödextrin and erythro-dextrin; these by hydration into maltose, and the latter, by further hydration, into dextrose. Ptyalin is most active in a slightly alkaline medium and at the temperature of the body.

**Ptyalino-gen** (*ti'-al-in'-o-jen*) [πτύαλον, saliva; γενᾶν, to produce]. The hypothetical zymogen of ptyalin.

**Ptyalism** (*ti'-al-izm*) [πτύαλον, saliva]. An excessive secretion of saliva. Sometimes it is used to signify mercurial ptyalism. **P.**, **Mercurial**, that produced by mercury. It is attended with profuse salivation, a coppery taste, swelling and sponginess of the gums, and sometimes by looseness of the teeth and fetid breath.

**Ptyalismus** (*ti'-al-iz'-mus*). See *Ptyalism*. **P. mercurialis**. Synonym of *Ptyalism*, *Mercurial*.

**Ptyalith** (*ti'-al-ith*) [πτύαλον, saliva; λίθος, stone]. A salivary calculus.

**Ptyalize** (*ti'-al-iz*) [πτυαλίζειν, to salivate]. To produce ptyalism.

**Ptyalocoele** (*ti-al'-o-sēl*) [πτύαλον, saliva; κύλη, tumor]. A cyst due to obstruction of the duct of a salivary gland.

**Ptyalogogic** (*ti-al-o-goj'-ik*) [πτύαλον, spittle; ἄγωγός, leading]. Promoting a flow of saliva.

**Ptyalogogue** (*ti'-al'-o-gog*) [πτύαλον, spittle; ἄγωγός, leading]. A medicine causing a flow of saliva.

**Ptyalophthisis** (*ti-al-off'-this-is*) [πτύαλον, saliva; φθίσις, a wasting]. Wasting from excessive discharge of saliva.

**Ptyalose** (*ti'-al-ōz*) [πτύαλον, saliva]. A sugar found in saliva; it is identical with maltose.

**Ptyalum** (*ti'-al-um*). Synonym of *Saliva*.

**Ptychodont** (*ti'-ko-dont*) [πτύξ (πτύχ-), a fold; ὀδόντ-, (ὀδοντ-) tooth]. In biology, applied to molar teeth with folded crowns, or to the animals bearing such teeth.

**Ptysis** (*ti'-sis*) [πτύσις]. The act of spitting.

**Ptysma** (*ti'-mah*) [πτύσμα]. Saliva.

**Ptysmagogue** (*ti'-mag-og*) [πτύσμα, spittle; ἄγωγός, leading]. A drug that promotes the secretion of saliva; a ptyalagogue, or sialagogue.

**Ptysmatichesis** (*ti'-mat-is'-ke-sis*) [πτύσμα, saliva; ἴσχειν, to check]. Retention of saliva.

**Ptyxis** (*tiks'-is*) [*πτύξις*, a folding]. In biology, the arrangement of a single part in the bud, as distinguished from the conjoint disposition of the parts in *estivation* and *vernation*.

**Pubal** (*pu'-bal*). Synonym of *Pubic*.

**Puben** (*pu'-ben*) [*pubes*, adult]. Belonging to the pubes in itself.

**Pubectomy** (*pu-be-ot'-o-me*). See *Pubiotomy*.

**Puberal** (*pu'-ber-al*) [*puber*, adult]. Relating to puberty.

**Puberty** (*pu'-ber-te*) [*pubertas*; *puber*, adult]. 1. The period at which the generative organs of the male or of the female become capable of exercising the function of reproduction. 2. The changes in the generative organs and in the general system that accompany the inauguration of this period.

**Puberulent** (*pu-ber'-u-lent*) [*pubes*, *puber*, downy, pubescent]. In biology, covered with a fine, soft, almost imperceptible down. Cf. *Holosericeus*.

**Pubes** (*pu'-bēs*) [*L.: gen., pubis*]. 1. The os pubis, or pubic bone; that portion of the os innominatum forming the front of the pelvis. 2. The hairy region covering the os pubis. 3. The pubic hair. **P., Angle of.** See *Angle*. **P., Crest of.** See *Crest*. **P., Spine of.** See *Spine*. **P., Symphysis of.** See *Symphysis*.

**Pubescence** (*pu-bes'-ens*) [*pubescentia*]. 1. Hairiness; the presence of down; fine, soft hairs. 2. Puberty, or the coming on of puberty.

**Pubescent** (*pu-bes'-ent*) [*pubes*, pubes]. 1. Downy, or hairy. 2. Approaching or arriving at the age of puberty. **P. Uterus**, an abnormality of the uterus in which the characters of that organ peculiar to the epoch preceding puberty persist in the adult.

**Pubetrotomy** (*pu-be-trot'-o-me*) [*pubes*, pubes; *ῥήτρον*, pelvis; *τομή*, a cutting]. Pelvic section through the pubes.

**Pubic** (*pu'-bik*) [*pubes*, pubes]. Pertaining to the pubes. **P. Symphysis.** See *Symphysis*.

**Pubigerous** (*pu-bij'-er-us*) [*pubes*, hair; *gerere*, to carry]. Bearing or covered with down or soft hairs.

**Pubio-femoralis** (*pu-be-o-fem-or-a'-lis*). Synonym of *Adductor longus*.

**Pubio-infra-abdominalis** (*pu-be-o-in-frah-ab-dom-in-a'-lis*). Synonym of *Pyramidalis*.

**Pubio-ischiadic**, **Pubio-ischiatic** (*pu-be-o-is-ke-ad'-ik*, *pu'-be-o-is-ke-at'-ik*) [*pubes*, pubes; *ἰσχίον*, ischium]. Pertaining to the pubes and the ischium.

**Pubio-prostaticus** (*pu-be-o-pros-tat'-ik-us*). Synonym of *Compressor prostate*.

**Pubio-sternalis** (*pu-be-o-ster-na'-lis*). Synonym of *Rectus abdominis*.

**Pubiotomy** (*pu-be-ot'-o-me*) [*pubes*, pubes; *τομή*, a cutting]. An operation for enlarging the diameter of the pelvic outlet by cutting through the pubic bone to facilitate delivery in cases of pelvic malformation; it is now generally termed *symphysiotomy*.

**Pubio-umbilicalis** (*pu'-be-o-um-bil-ik-a'-lis*). Synonym of *Pyramidalis*.

**Pubis**, or **Os Pubis** (*pu'-bis*). Same as *Pubes*.

**Pubo-** (*pu'-bo-*) [*pubes*, pubes]. A prefix denoting relation to the pubes.

**Pubo-cavernosus** (*pu-bo-kav-ern-o'-sus*). Synonym of *Compressor venæ dorsalis*.

**Pubo-coccygeal** (*pu-bo-kok-sij-e'-al*) [*κόκκυξ*, coccyx]. Pertaining, or having relation to the os pubis and the coccyx.

**Pubo-femoral** (*pu-bo-fem'-o-ral*) [*pubes*, pubes; *femur*, femur]. Pertaining to the pubes and the femur.

**Pubo-iliac** (*pu-bo-il'-e-ak*) [*pubes*, pubes; *ilium*, ilium]. Common to the pubes and the ilium.

**Pubo-ischiatic** (*pu-bo-is-ke-at'-ik*). Synonym of *Pubio-ischiatic*.

**Puboischium** (*pu-bo-is'-ke-um*) [*pubes*, pubes; *ἰσχίον*, ischium]. The os pubis and the ischium considered as a unit.

**Pubo-prostatic** (*pu-bo-pros-tat'-ik*) [*pubes*, pubes; *προστάτης*, prostate]. Pertaining to the os pubis and the prostate gland. As a noun, *Wilson's Muscle*. See *Muscles*, *Table of*.

**Pubo-tibial** (*pu-bo-tib'-e-al*) [*pubes*, pubes; *tibia*, tibia]. Pertaining to the pubes and the tibia.

**Pubo-trochantericus** (*pu-bo-tro-kan-ter'-ik-us*). Synonym of *Pectineus*.

**Pubo-urethral** (*pu-bo-u-re'-thral*) [*pubis*, pubis; *urethra*, urethra]. Passing from the pubis to the urethra.

**Pubo-urethralis** (*pu-bo-u-re-thra'-lis*). Synonym of *Wilson's Muscle*.

**Pubo-vesical** (*pu-bo-ves'-ik-al*). Synonym of *Compressor prostate*. See *Muscles*, *Table of*.

**Puccin** (*puk'-sin*). A substance found in *Sanguinaria canadensis*. Its exact nature is not yet known.

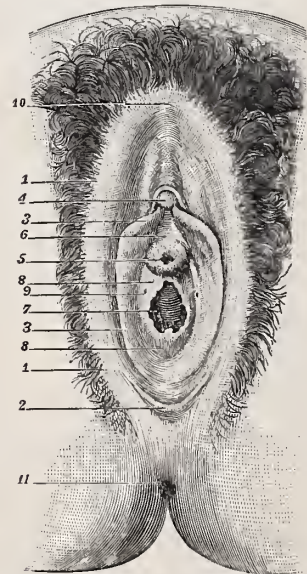
**Pucelage** (*pu'-sel-āj*, or *pu-sel-ahzh'*) [Fr.]. Virginity.

**Pudenda** (*pu-den'-dah*). See *Pudendum*.

**Pudendagra** (*pu-den-da'-grah*) [*pudere*, to be ashamed; *ἀγρα*, a seizure]. 1. Pain in the genital organs. 2. Primary syphilis, especially of the female genital organs. **P. pruriens**, *pruritus vulvæ*.

**Pudendal** (*pu-den'-dal*) [*pudere*, to be ashamed]. Pertaining to the pudenda.

**Pudendum** (*pu-den'-dum*) [*pudere*, to be ashamed; *pl.*, *Pudenda*]. The genital organs, especially those



EXTERNAL GENITALIA OF FEMALE.

1. Labium majus of right side. 2. Fourchet. 3. Labium minus.
4. Clitoris. 5. Urethral orifice. 6. Vestibule. 7. Orifice of the vagina. 8. Hymen. 9. Orifice of the vulvo-vaginal gland.
10. Anterior commissure of the labia majora. 11. Orifice of the anus.

parts of the female genital organs visible externally. These are the mons veneris, the labia, clitoris, nymphae, and hymen.

**Pudibilia** (*pu-dib-il'-e-ah*) [*pudibilis*, shameful]. The genital organs, especially of the male.

**Pudic** (*pu'-dik*) [*pudicus*; *pudere*, to be ashamed]. Pertaining to the genital organs or related parts. **P. Artery.** See *Arteries*, *Table of*. **P. Nerve.** See *Nerves*, *Table of*.



**Puerile** (*pu'-er-il*) [*puerilis*; *puer*, boy]. Pertaining to boyhood or childhood. **P. Respiration**, a form of respiration sometimes observed in adults and similar to that heard in vigorous, healthy children.

**Puerpera** (*pu-er'-pe-rah*) [*puer*, boy, child; *parere*, to bear]. A woman in labor, or one recently delivered.

**Puerperal** (*pu-er'-pe-ral*) [*puerpera*, puerpera]. Pertaining to the state of a woman in childbed. **P. Convulsions**. See *Eclampsia*. **P. Fever**, an acute, grave, febrile affection of women in childbed, usually due to septic infection. See *Fever*. **P. Insanity**, insanity occurring during the puerperium, usually within five or ten days after delivery. The insanity may take the form of mania, melancholia, or dementia. **P. Mania**, a delirious condition of women sometimes occurring in the puerperium. See *Insanity*, *Confusional*. **P. Sepsis**, **P. Septicemia**. See *P. Fever*. **P. Tetanus**, tetanus, occurring rarely in the puerperium. It is usually fatal.

**Puerperality** (*pu-er-per-al'-it-e*) [Fr., *Puerpéralité*]. The puerperal condition.

**Puerperium** (*pu-er-pe'-re-um*) [L.; *puer*, boy, child; *parere*, to bear]. The puerperal state or season; the period from birth to the time when the uterus has regained its normal size, which is about six weeks.

**Puerperopyra** (*pu-er-per-o-pi'-rah*) [*puer*, boy, child; *parere*, to bear; *πῦρ*, fire, fever]. Puerperal fever.

**Puerpero-typhus** (*pu-er'-per-o-ti'-fus*) [*puer*, child; *parere*, to bear; *τύφος*, stupor]. A typhoid state developing in the course of any grave puerperal disease.

**Puerperous** (*pu-er'-per-us*). Same as *Puerperal*.

**Puerpery** (*pu-er'-per-e*) [*puerperum*, childbirth]. The puerperal state.

**Puff-ball**. See *Lycoperdon giganteum*, *bovista*.

**Puffiness** (*puf'-in-es*) [ME., *puf*, a puff]. Swelling or intumescence of the tissues; an edematous condition.

**Puffy** (*puf'-e*) [ME., *puf*, a puff]. Tumid, swollen, or puffed up, as with air; swollen and soft. **P. Tumor**, **Pott's**. See *Tumor*.

**Pug** [origin obscure]. A term signifying dwarf. **P.-nose**, *Snub-nose*, turned-up nose; a deformity of the nose characterized by a flattening of the organ and a tilting up of its tip. **P.-tooth**, a canine tooth.

**Pugil**, **Pugillus** (*pu'-jil*, *pu-jil'-us*) [L., a handful]. The amount of a substance that can be grasped between the thumb and two or three fingers. See also *Maniple*.

**Pugioniform** (*pu-je-on'-if-orm*) [*pugio*, a dagger; *forma*, form]. Shaped like a dagger.

**Puke** (*pūk*) [origin obscure]. A colloquialism signifying vomit and generally used as a verb.

**Puking** (*pu'-king*) [origin obscure]. Vomiting. **P. Fever**. Synonym of *Milk-sickness*.

**Pulex** (*pu'-leks*) [L.]. A flea. A genus of insects partly parasitic upon the skin. **P. irritans**, *Flea*; a transient parasite on man. The bite causes an itching, circular, red spot of hyperemia, in the center of which is a little speck where the boring apparatus has entered. It may produce an irritable urticaria. **P. penetrans**, the chigoe, or jigger flea, a species the female of which, much smaller than the ordinary flea, burrows under the skin of the feet to deposit its ova. A high degree of irritation, which may go on to serious inflammation, is produced. It is found mainly in tropical America and in Africa. See *Parasites (Animal)*, *Table of*.

**Pulicatio** (*pu-lik-a'-she-o*) [*pulex*, flea]. The state of being infested with fleas.

**Pulicene** (*pu'-lis-en*) [*pulex*, a flea]. Pertaining to fleas.

**Pulicose** (*pu'-lik-ōz*) [*pulex*, flea]. Abounding with fleas.

**Pulley** [origin uncertain]. 1. One of the mechanical powers. 2. A trochlea, *q. v.* 3. A ligamentous structure which serves to change the direction of the action of a muscle passing through or over it.

**Pulling** [ME., *pullen*, to pull]. One of the Swedish movements that may be either active or passive.

**Pullulate** (*pu'-u-lāf*) [*pullulare*, to put forth]. To germinate, to bud.

**Pullulation** (*pu'-u-la'-shun*) [*pullulare*, to put forth; to bud, to sprout]. In biology, that form of cell-multiplication in which the mother-cell forms a minute protuberance on one side, which afterward increases to the size of the parent-cell. It is also called budding. This is the ordinary form of cell-multiplication in the yeast-plant and its allies.

**Pullus** (*pu'-us*) [*pullus*, a young animal]. In biology, the young of a bird or other animal.

**Pulmo-aortic** (*pu'-mo-a-or'-tik*) [*pulmo*, lung; *ἀορτή*, aorta]. Pertaining to the lungs and the aorta.

**Pulmobranchiæ** (*pu'-mo-brang'-ke-e*) [*pulmo*, lung; *branchiæ*, gills]. In biology, the modified gills of certain animals (snails, spiders) adapted to breathing in air.

**Pulmobranchial** (*pu'-mo-brang'-ke-al*) [*pulmo*, lung; *branchiæ*, gills]. Pulmonate, breathing by gills.

**Pulmobranchiate** (*pu'-mo-brang'-ke-āt*) [*pulmo*, lung; *branchiæ*, gills]. Provided with pulmobranchiæ.

**Pulmocardiac** (*pu'-mo-kar'-de-ak*) [*pulmo*, lung; *καρδία*, heart]. Pertaining to the lungs and the heart. **P. Region**, that portion of the thorax in which the heart is covered by the lungs.

**Pulmocutaneous** (*pu'-mo-ku-ta'-ne-us*) [*pulmo*, lung; *cutis*, skin]. Pertaining to the lungs and the skin.

**Pulmogastric** (*pu'-mo-gas'-trik*) [*pulmo*, lung; *γαστήρ*, stomach]. Pertaining to the lungs and the stomach.

**P. Region**, that portion of the thorax in which the lungs overlap the stomach.

**Pulmohepatic** (*pu'-mo-he-pat'-ik*) [*pulmo*, lung; *ἥπαρ*, liver]. Relating to the lungs and the liver. **P. Region**, that portion of the thorax in which the lungs overlap the liver.

**Pulmometer** (*pu'-mom'-et-er*) [*pulmo*, a lung; *μέτρον*, measure]. Synonym of *Spirometer*.

**Pulmonary** (*pu'-mom'-et-re*) [*pulmo*, lung; *μέτρον*, measure]. The quantitative determination of the air concerned in respiration. Also, the determination of the volume of the lungs.

**Pulmonar** (*pu'-mo-nar*) [*pulmo*, lung]. Having lungs or lung-like organs.

**Pulmonarius** (*pu'-mo-na'-re-us*) [*pulmo*, lung]. Affected with pulmonary disease.

**Pulmonary** (*pu'-mo-na-re*) [*pulmo*, lung]. Pertaining to the lung. **P. Alveoli**, air-cells. **P. Artery**. See *Arteries*, *Table of*. **P. Cartilage**, the second costal cartilage of the left side. **P. Circulation**, the lesser circulation of the blood from the right cardiac ventricle through the pulmonary vessels and back to the left auricle. **P. Consumption**. See *Phthisis*. **P. Emphysema**. See *Emphysema*. **P. Groove**, the groove within the thorax on either side of the spinal column. **P. Incompetence**. See *Endocarditis*. **P. Murrain**, a contagious form of pleuropneumonia. **P. Nerves**, branches of the vagus nerve going to the lungs. There are two sets, an anterior and a posterior. **P. Sinuses**, the sinuses of Val-salva of the pulmonary artery. **P. Stenosis**. See *Endocarditis*. **P. Valves**, the semilunar valves at the opening of the right ventricle into the pulmonary artery. **P. Veins**, four veins returning the oxygenated blood from the lungs to the left auricle. **P. Vesicles**, air-cells of the pulmonary parenchyma.

**Pulmonata** (*pul-mo'-nat-ah*) [*pulmo*, lung]. A class of land or fresh-water molluscs breathing by means of a pulmonary sac, gills being absent.

**Pulmonate** (*pul'-mo -nāt*) [*pulmo*, lung]. In biology, possessed of lungs or organs adapted to aerial respiration.

**Pulmonectomy** (*pul-mo-nek'-to-mē*). See *Pneumonec-tomy*.

**Pulmonic** (*pul-mon'-ik*) [*pulmo*, lung]. Synonym of *Pulmonary*. **P. Circulation**. See *Pulmonary Circulation*. **P. Fever**, a synonym of *Croupous Pneumonia*.

**Pulmoniferous** (*pul-mon-if'-er-us*) [*pulmo*, lung; *ferre*, to bear]. Provided with lungs; pulmonate.

**Pulmonitis** (*pul-mon-i'-tis*). Synonym of *Pneumonia*.

**Pulmotracheal** (*pul'-mo -tra'-ke -al*) [*pulmo*, lung; *trachea*, trachea]. Pertaining to the lungs and the trachea.

**Pulp** [*pulpa*, pulp]. A soft, moist tissue; chyme. **P.-cavity**, the hollow space in a tooth containing the dental pulp. **P.-cells**, cells found in the pulp-tissue of any organ. **P., Dental**, a soft tissue filling the pulp-cavity of a tooth. It consists of loose connective tissue and cells, vessels, and nerves. Also the rudiment of a tooth. **P., Digital**, the sensitive, elastic, convex prominence on the palmar or plantar surface of the terminal phalanx of a finger or toe. **P. of the Finger**. See *P., Digital*. **P., Fruit**, the fleshy part of fruits by which the seeds are surrounded. **P., Hair**. Synonym of *Papilla*, *Hair*. **P. of the Intervertebral Discs**, the soft substance in the center of the intervertebral discs, the remains of the chordæ dorsalis. **P., Spleen**, **P., Splenic**, the substance filling the spaces formed by the trabeculae of the spleen. See *Spleen*. **P. of a Tooth**. See *P., Dental*.

**Pulpa** (*pul'-pah*) [L.]. Pulp. **P. cerebrealis**, the white matter of the brain. **P. dentis**, a dental pulp. **P. digitorum**. Synonym of *Pulp*, *Digital*. **P. lienis**. Synonym of *Pulp*, *Splenic*. **P. pili**. Synonym of *Papilla*, *Hair*. **P. testiculi**, **P. testis**, the tissue contained in the space formed by the connective-tissue septa of the testis.

**Pulpalgia** (*pul-pal'-je-ah*) [*pulpa*, pulp; *ἀλγος*, pain]. Pain in tooth-pulp.

**Pulpamen** (*pul-pa'-men*). Synonym of *Pulp*.

**Pulpefaction** (*pul-pe-fak'-shun*) [*pulpa*, pulp; *facere*, to make]. Conversion into a pulpy substance.

**Pulpezia** (*pul-pe'-ze-ah*). Synonym of *Apoplexy*, *Cerebral*.

**Pulpitis** (*pul-pi'-tis*) [*pulpa*, pulp; *ιτις*, inflammation]. Inflammation of dental pulp. The causes of pulpitis are exposure of the pulp by decay, abrasions of the teeth, etc.

**Pulpose**, **Pulpous**, **Pulpy** (*pul'-pōz*, *pul'-pus*, *pul'-pe*) [*pulpa*, pulp]. Resembling or containing pulp. **P. Disease**. See *Brodie's Disease*.

**Pulque** (*pul'-ke*) [Sp.]. A fermented beverage prepared in Mexico from the juice of various species of *Agave*. **P. Brandy**. See *Mescal*. **P. Plant**. See *Agave*.

**Pulsate** (*pul'-sāt*) [*pulsare*, to beat]. To beat or throb.

**Pulsatile** (*pul'-sat-il*) [*pulsare*, to beat]. Pulsating; throbbing; exhibiting pulsation.

**Pulsatilla** (*pul-sat-il'-ah*) [L.]. Pasque Flower. Meadow Anemone. The leaves and tops of *Anemone P.* Its properties are due to a camphoraceous principle, anemonin,  $C_{15}H_{12}O_8$ , which depresses the circulation; in larger doses paralyzes motion. The extract in toxic doses causes convulsions, but anemonin does not. It has been used in amenorrhea, dysmenorrhea, bronchitis, and asthma. It is a valuable alternative. An

unofficial tincture consists of equal parts of the juice and alcohol. Dose  $\mathfrak{m} \frac{1}{10}$ -x; of the active principle gr.  $\frac{1}{10}$ -ij; of the liquid extract,  $\mathfrak{m} j$ -v.

**Pulsating** (*pul'-sa-ting*) [*pulsare*, to beat]. Exhibiting pulsation. **P. Aorta**, the pulsation of the abdominal aorta seen in nervous and anemic persons. **P. Bronchocele**, a goiter exhibiting pulsation. **P. Empyema**, an accumulation of pus in the pleural cavity, and which displays pulsation. **P. Tumor**, one which pulsates, in consequence of an enlarged state of its blood-vessels.

**Pulsation** (*pul-sa'-shun*) [*pulsatio*; *pellere*, to drive]. Any beating or throbbing. The visible or sensible elevation of a vessel synchronously with or following the heart's beat; the pulse-beat. **P., Abdominal**, pulsation in the abdomen, usually in the median line. It is due to a pulsating aorta, *q. v.*, or to aortic aneurysm, or to the impulse transmitted to a tumor resting on the aorta. **P., Carotid**, pulsation of the carotid arteries in the neck. It occurs in aortic regurgitation, exophthalmic goiter, anemia, and cardiac excitement. **P., Epigastric**, pulsation in the epigastrium. It is seen in excitement of the action of the heart, in aneurysm of the aorta, in enlargement of the right heart, in tumors resting on the aorta; in hysteric and anemic subjects the pulsation of the abdominal aorta may be visible in the epigastrium. **P., Hepatic**, pulsation of the liver at each cardiac systole, due to insufficiency of the tricuspid valve, with a consequent transmission of a pulse along the vena cava. **P., Retinal**, pulsation of the retinal vessels, seen in the eye as a consequence of the disturbance of the relation between the intra-ocular and the extraocular pressure. **P., Secondary**, the contraction in the muscle of a muscle-nerve preparation if its nerve is laid on a second contracting muscle. **P., Stair-case**, the increase in the length of successive contractions of a frog's heart that has been filled with serum. **P., Suprasternal**, pulsation at the suprasternal notch. It may be due to aneurysm, dilated aortic arch, or to the presence of an anomalous artery.

**Pulsatory** (*pul'-sat-or-e*) [*pulsare*, to beat]. Exhibiting or characterized by pulsation.

**Pulse** (*puls'*) [*pulsus*, the pulse]. The change in the shape and size of an artery due to a temporary increase in the tension of its walls following the contractile action of the heart. It can only be felt when the artery is somewhat compressed and flattened against a bone or other hard substance. **P., Abrupt**. Synonym of *P., Quick*. **P., Allorhythmic**. See *Allorhythmia*. **P., Anacrotic**. See *Anacrotism*. **P., Aneurysmal**, the pulse produced by an aneurysm of the thoracic aorta or one of its large branches. The impulse is not sudden, is long in duration, and subsides gradually; it may be much slower than the pulse on the opposite side. **P., Angry**. Synonym of *P., Wiry*. **P., Apoplectic**, a condition of the radial artery at the wrist, marked by fulness, without great hardness, the vessel generally being dilated and tortuous. The predicrotic notch is deep and close to the percussion-wave, the dicrotic notch is deep, and the dicrotic wave is short; the total extent of the wave is small. It is seen in impoverished conditions of the blood, in rheumatism, gout, lithemia, and contracted kidneys. **P., Arachnoid**, a small, feeble, tremulous pulse. (Old.) **P., Bounding**, a pulse in which a weak beat is succeeded by a strong, full beat. **P., Capillary**, seen when the capillaries are dilated and the blood-pressure is high, as in aortic regurgitation. **P., Catacrotic**, one with an elevation in the line of descent in the sphygmographic tracing. **P.-clock**. See *Angiometer*. **P., Collapsing**. See *Corrigan's*



**Pulse.** **P.**, **Compressible**, a pulse that is easily obliterated by pressure with the finger; a soft pulse. **P.**, **Cordy**, a tense pulse. **P.**, **Corrigan's**. See *Corrigan*. **P.-curve**, the tracing, called a sphygmogram or arteriogram, of the pulse, made by the sphygmograph or sphygmoscope. **P.**, **Decurtate**. See *Pulsus myurus*. **P.**, **Dicrotal**, **P.**, **Dicrotic**, an exaggerated dicrotic wave, or recoil wave, the larger of the catacrotic elevations corresponding to the closure of the aortic valves. It is observed when the arterial tension is low and gives to the finger the impression of two beats. **P.**, **Dropped-beat**. Synonym of *P.*, *Intermittent*. **P.**, **Elastic**, one that feels elastic to the finger. **P.**, **Endopleural**, a pulsation of pulsating pleurisy which can only be rendered visible by means of a manometer. **P.**, **Entoptic**, the subjective illumination in a dark, visual field, after violent exercise, corresponding to each heart-beat. **P.**, **Epigastric**. See *Pulsation*, *Epigastric*. **P.**, **Exopleural**, the pulsation of a pulsating pleurisy that is visible without the use of a manometer. **P.**, **Filiform**. Synonym of *P.*, *Thready*. **P.**, **Full**, a pulse in which the artery is filled with a large volume of blood and conveys a feeling of being distended. **P.**, **Gaseous**, the pulse of an artery that has lost its tone; it is full, but exceedingly compressible. **P.**, **Goatleap**. See *Pulsus caprizans*. **P.**, **Hard**, one with character of high tension and rigidity. **P.**, **Hemorrhagic**. Synonym of *P.*, *Gaseous*. **P.**, **Heterochronic**. Synonym of *P.*, *Irregular*. **P.**, **High Tension**, one due to increase of the peripheral resistance, together with a corresponding increase in the force of the ventricular systole. It is gradual in its impulse, long in duration, slow in subsiding, with difficulty compressible, and the artery between the beats feels like a firm, round cord. **P.**, **Hyperdicrotic**, **P.**, **Hyperdicrotous**, a pulse of which the aortic notch falls below the base line, indicating very low tension, a symptom of great exhaustion. **P.**, **Infrequent**, properly, a pulse due to diminished rate of heart-beat; often, however, used as synonymous with slow pulse. **P.**, **Intermittent**, one in which one or more beats may be dropped. **P.**, **Irregular**, one in which the beats occur at irregular intervals, or in which the force, or even both the rhythm and force, vary. **P.**, **Jerking**, a pulse in which the artery is suddenly and markedly distended, as in aortic regurgitation. **P.**, **Jugular**, pulsation of the jugular veins in the neck. It may be merely transmitted from the arteries or may be due to tricuspid regurgitation. **P.**, **Locomotive**. Synonym of *Corrigan's Pulse*. **P.**, **Low Tension**, one that is sudden in its onset and short, and quickly declining. It is easily obliterated by pressure. **P.**, **Monocrotic**, **P.**, **Monocrotous**, one with absence of the dicrotic wave. **P.**, **Myurous**. See *Pulsus myurus*. **P.**, **paradoxic**, one due to failure of the heart during inspiration, seen sometimes in adherent pericardium. **P.**, **Polycrotic**, a pulse in which there are a number of secondary waves, as in the smaller arteries. It can only be demonstrated with the sphygmograph. **P.**, **Quick**, one that strikes the finger rapidly, but leaves it also rapidly. *Corrigan's* pulse is a quick pulse. **P.-rate**, the number of pulsations of an artery in a given time, usually in a minute. **P.**, **Recurrent**, the appearance of the pulse on the distal side of the point of compression of an artery. **P.**, **Renal**, the tense, full pulse seen in association with chronic nephritis. **P.**, **Respiratory**, the alternate dilatation and collapse of the cervical veins occurring synchronously with expiration (dilatation) and inspiration (collapse). **P.**, **Short**, one in which the systolic wave is short. **P.**, **Slow**, one indicating

a lengthened systolic contraction of the heart and prolonged diastole; as generally used, it signifies a pulse of slow rate. **P.**, **Soft**, a pulse that is readily compressed. **P.**, **Splashing**. Synonym of *P.*, *Jerking*. **P.**, **Steel-hammer**, the abrupt, full pulse felt in the arteries near a joint the seat of acute rheumatism. **P.**, **Tense**. Synonym of *P.*, *Hard*. **P.**, **Thready**, one which is scarcely perceptible. It is met with in syncope, under conditions of collapse; and in the terminal stage of fatal diseases. **P.-tracing**. See *P.-curve* and *Sphygmogram*. **P.**, **Tremulous**, one in which the finger detects a quivering of the artery with each pulse. **P.**, **Tricrotic**, a pulse in which the three waves usually present are unusually well marked. **P.**, **Undulating**, one that conveys to the finger a sensation of successive waves. **P.**, **Unequal**, one in which the beats vary in force. **P.**, **Unsustained**. See *Corrigan's Pulse*. **P.**, **Vaginal**, a throbbing or pulsation felt in the vagina during pregnancy, or in conditions of intense pelvic engorgement. **P.**, **Venous**, 1. Pulsatile phenomena occasionally observed in veins, especially in the eye. It is also sometimes seen in the jugular veins. See *P.*, *Jugular*. 2. The normal pulse in the cervical veins due to the respiratory movements. See *P.*, *Respiratory*. **P.**, **Vermicular**, a pulse, usually small and rapid, conveying to the finger a sensation of worm-like motion. **P.**, **Virtual Tension**, the pulse of high tension associated with a failing heart; the artery is still full between the beats, but is generally large, the impulse is sudden, lasts but a short time, and suddenly declines. See also *Pulses*. **P.**, **Water-hammer**. See *Corrigan's Pulse*. **P.-wave**, the condition of expansion which begins with each cardiac systole, and is propagated along the aorta and the arteries, ending normally at the capillaries. **P.**, **Waxing and Waning**. See *Pulsus inciduus*. **P.**, **Wiry**, a small, rapid, tense pulse, feeling like a cord under the finger. It is typified by the pulse of acute peritonitis.

**Pulsellum** (*pul-sel'-um*) [*pulsellum*, dim. of *pulsus*, a beating; *pl.*, *Pulsella*]. In biology, a propulsive filament; a modified form of flagellum, characteristic of spermatozoa.

**Pulsilegium** (*pul-sil'-e'-je-um*). See *Pulsilogium*.

**Pulsilogium** (*pul-sil'-o'-je-um*) [*pulsus*, pulse; λόγος, a reckoning]. An obsolete instrument, invented by Galileo and improved by Sanctus, for registering the character of the pulse; a pulse-clock.

**Pulsilogon** (*pul-sil'-o-gon*). See *Pulsilogium*.

**Pulsilogram** (*pul-sil'-o-gram*). The record of a *Pulsilogium*.

**Pulsimeter** (*pul-sim'-et-er*) [*pulsus*, pulse; μέτρον, measure]. Any instrument for the quantitative determination of the rate or force of the pulse.

**Pulsograph** (*pul'-so-graf*). Same as *Sphygmograph*.

**Pulsometer** (*pul-som'-et-er*). Same as *Pulsimeter*.

**Pulsus** (*pul'-sus*) [L.]. The pulse. **P.**, **æqualis**, one in which the beats are equal. **P.**, **alternans**, one in which there is a regular alternation of strong and weak beats. The weak beat may be imperceptible, in which case two heart-beats correspond to only one beat of the pulse. **P.**, **araneosus**. Synonym of *Pulse*, *Arachnoid*. **P.**, **bigeminus**, one in which the beats occur in pairs, so that a longer pause follows every two beats. **P.**, **bisferiens**, observed in aortic stenosis in which there is a reinforcement of a prolonged ventricular systole near its close by an accessory spasmodic contraction. **P.**, **bisiliens**, **P.**, **bispulsorus**. See *P. Bisferiens*. **P.**, **caprizans**, in the hyperdicrotic pulse, a condition in which the second beat is felt as a grace-note to the succeeding primary beat; *goatleap pulse*. **P.**, **celer**, the quick, short pulse.

**P. celer et altus**, the quick, full pulse, seen especially in aortic regurgitation. **P. cerebialis**, the slow pulse sometimes present in apoplexy. **P. cordis**, the apex-beat. **P. crassus**, a strong, full pulse. **P. debilis**, a feeble pulse. **P. deficientis**, true intermittence of the pulse, due to actual absence of systole. **P. dicrotus**. See *Pulse, Dicrotic*. **P. differens**, a condition in which the pulse of one artery is found to differ from that of the corresponding vessel of the other side. **P. duplex**. Synonym of *Pulse, Dicrotic*. **P. durus**, the hard pulse of high tension. It is characterized chiefly by early, distinct, and numerous elastic elevations, and a small dicrotic wave. **P. endopleuricus**. See *Pulse, Endopleural*. **P. exopleuricus**. See *Pulse, Exopleural*. **P. filiformis**. Synonym of *Pulse, Thready*. **P. fortis**. Synonym of *Pulse, Hard*. **P. imminutus**. Synonym of *Pulse, Myurous*. **P. inæqualis**. See *Pulse, Unequal*. **P. inanis**. Synonym of *Pulse, Thready*. **P. inciduus**, the *waxing and waning pulse*; it consists of successive short periods of pulsations, beginning with a strong beat, and, after gradual diminution, ending with a weak beat. **P. inflammatorius**, the tense pulse met with in inflammation. **P. intercidens**. Same as *P. intercurrentis*. **P. intercusis**. Synonym of *Pulse, Dicrotic*. **P. intercurrentis**, one in which an extra beat is intercalated in a normal series. **P. intermittens**, one in which in an otherwise regular rhythm a beat is omitted. **P. lentus**. Synonym of *Pulse, Slow*. **P. magnus**, the large, full pulse. **P. mollis**, the soft pulse of low tension. **P. myurus**, a pathologic curiosity, in which the pulse-strength gradually tapers away "like the tail of a mouse." It was formerly frequently present after the practice of bleeding. **P. paradoxicus**, *P. paradoxus*. See *Pulse, Paradoxia*. **P. parvus**, the small pulse of failing heart. **P. plenus**, a full pulse. **P. quadrigeminus** and **P. trigeminus**, pulses in which the irregularities occur after every fourth and third beat respectively. **P. rarissimus**. See *Bradycardia*. **P. rarus**, a pulse of slow rhythm; an infrequent pulse. **P. tardus**, the slow or long pulse, observed when the heart's action is labored. It is present in aortic and mitral stenosis, in aneurysm, and in senility. **P. triferiens**, observed in aortic stenosis, due to the reinforcement of a prolonged ventricular systole near its close by two accessory spasmodic contractions. **P. undosus**, *P. undulosus*. See *Pulse, Undulating*. **P. vacuus**. Synonym of *Pulse, Thready*. **P. venosus**. See *Pulse, Venous*.

**Pultaceous** (*pul-ta'-se-us*) [*puls*, pottage]. Having the consistence of pulp or pottage.

**Pulver** (*pul'-ver*). See *Pulvis*.

**Pulveraceous** (*pul-ver-a'-she-us*). Synonym of *Pulverulent*.

**Pulveres** (*pul'-ver-ēz*). Plural of *Pulvis*.

**Pulveriflator** (*pul'-ver-fla-tor*) [*pulvis*, powder; *flare*, to blow]. An instrument designed for blowing or spraying impalpable powders.

**Pulveris** (*pul'-ver-is*). Genitive case of *Pulvis*.

**Pulverization** (*pul-ver-iz-a'-shun*) [*pulvis*, powder]. The operation of reducing a substance to powder.

**Pulverous** (*pul'-ver-us*) [*pulvis*, powder]. Consisting of dust or powder.

**Pulverulent** (*pul-ver'-u-lent*) [*pulverulentus*, full of dust; *pulvis*, powder]. 1. In biology, powdery, dusty. Covered with something resembling a fine powder. 2. Readily reduced to a powder; but slightly coherent (said of tissues).

**Pulvillar** (*pul'-vil-ar*) [*pulvillus*, a little cushion]. Cushion-like.

**Pulvilliform** (*pul-vil'-if-orm*) [*pulvillus*, a little cushion; *forma*, form]. In biology, resembling a pulvillus.

**Pulvillus** (*pul'-vil'-us*) [*pulvillus*, a little cushion: *pl.*, *Pulvilli*]. In biology, the cushion, pad, or sucker-like structure of an insect's foot. Cf. *plantula*, *onychium*, *empodium*.

**Pulvinar** (*pul'-vin-ar*) [*L.*, "couch"]. 1. The posterior tubercle of the thalamus opticus. 2. The fatty mass that occupies a part of the acetabulum. 3. A surgical pad. 4. A medicated cushion.

**Pulvinate** (*pul'-vin-āt*). Same as *Pulvinar*.

**Pulviniform** (*pul'-vin'-if-orm*). Same as *Pulvinate*.

**Pulvinulus** (*pul'-vin'-u-lus*). Same as *Pulvillus*.

**Pulvinus** (*pul'-vil'-nus*) [*pulvinus*, cushion, pillow: *pl.*, *Pulvini*]. In biology, an enlargement at the base of some leaves or of the leaflets of some compound leaves. Cf. *cushion*.

**Pulvis** [*L.*; *gen.*, *pulveris*: *pl.*, *Pulveres*]. A powder. In pharmacy, one or more medicinal substances reduced to a state of very fine division. There are nine official *pulveres*. **P. antimonialis**. See *Powder, James'*. **P. aromaticus**, a mixture of cinnamon and ginger, each 35 parts, in No. 60 powder, and with nutmeg in No. 20 powder and cardamom seeds, each 15 parts. **P. cretæ compositus**, consists of prepared chalk 30, powdered acacia 20, and sugar 50 parts. Dose 10–60 grains. A mild astringent. **P. Doveri**. See *Powder, Dover's*. **P. effervescens compositus**, Seidlitz powder. A preparation consisting of two powders: the white paper contains 35 grains of tartaric acid, the blue paper, 40 grains of sodium bicarbonate and 2 drams of Rochelle salt. **P. glycyrrhizæ compositus**, consists of senna, 18; licorice, 16; fennel, 8; washed sulphur, 8; sugar, 50. **P. ipecacuanhæ et opii**. See *Powder, Dover's*. **P. jalapæ compositus**, consists of jalap, 35 parts; cream of tartar, 65 parts. It is a useful hydragogue cathartic. Dose 30 to 60 grains. **P. opii**. See *Opium*. **P. parturiens**, an old name for ergot. **P. rhei compositus**, consists of rhubarb, 25; magnesia, 65; ginger, 10 parts. A mild laxative. Dose 30 to 60 grains.

**Pumice** (*pum'-is*, or *pul'-mis*) [*pumex*]. Pumice-stone, used as a detergent for the skin and an ingredient in some dentrifices.

**Pumiced Sole**. In farriery, that condition in which the horny sole in the neighborhood of the toe readily crumbles away and leaves the sensitive tissues more or less exposed.

**Pumiceous** (*pum-is'-e-us*) [*pumiceus*, of pumice]. Pertaining to or consisting of pumice.

**Pump** [*ME.*, *pumpe*, a pump]. A mechanical apparatus which, by creating a vacuum between its valves, either sucks up a liquid into its hollow chamber, or, after sucking up the liquid, forcibly ejects it from one end. **P., Air**, a pump used to exhaust the air from a chamber or vessel, or to force more air into a vessel already filled with air. **P., Breast**, a pump for removing milk from the breast. **P., Dental**, a device for removing saliva from the mouth during dental operations. **P., Force**, one which forcibly ejects from one end the liquid which it has sucked into the barrel. **P., Lift**, the ordinary suction-pump. **P., Milk**. Synonym of *P., Breast*. **P., Stomach**, a pump for removing the contents of the stomach in cases of poisoning. It consists of a barrel, a delivery tube, and a flexible tube to be introduced into the stomach. **P., Suction**, one which sucks up the liquid into a barrel.

**Pumpkin Seed**. See *Pepo*.

**Puna** (*pul'-nah*). See *Mountain Sickness*.

**Punch** [*punctuare*, to pierce]. 1. A mixed alcoholic or vinous beverage. There are many kinds; as milk-punch, tea-punch, claret-punch, rum-punch, arrack-



- punch. 2. An instrument used in extracting stumps of teeth.
- Punch's Voice.** A peculiar bell-like, or ringing tone of voice, like that assumed by "Punch" in the Punch and Judy shows. It is sometimes heard among the insane, and has been thought to be sometimes a forerunner of violent and homicidal attacks.
- Punching-bag** (*punch'-ing-bag*). A bag suspended from the ceiling, to be struck and punched, in physical exercise.
- Puncta** (*punk'-tuh*) [pl. of *Punctum*, a point]. Points.
- P. cruenta.** Synonym of *P. vasculosa*. **P. dolorosa**, tender or painful points in the course of nerves in an inflamed condition, or at the exit of nerves the seat of neuralgia. See *Valleix's Points*. **P. lacrimalia**, the orifices of the lacrymal canaliculi in the eyelids near the inner canthus. **P. vasculosa**, minute red spots studding the cut surface of the white central mass of the brain. They are produced by the blood escaping from divided blood-vessels.
- Punctate, Punctated** (*punk'-tät, punk-tät'-ted*) [*punctum*, point]. Having many points. Dotted. Full of minute punctures.
- Punctuation** (*punk-tä'-shun*). See *Tapotement*.
- Puncticula** (*punk-tik'-u-lah*). Synonym of *Petechia*.
- Puncticulate, Puncticulose** (*punk-tik'-u-lät, punk-tik'-u-löz*) [*puncticulum*, dim. of *punctum*, point]. Marked by minute puncta.
- Punctiform** (*punk'-tif-orm*) [*punctum*, point; *forma*, form]. Having the nature or qualities of a point; seeming to be located at a point; as a *punctiform* sensation.
- Punctulate** (*pungk'-tu-lät*) [*punctulum*, a small point]. Minutely punctate.
- Puncture** (*pungk'-tül*) [*punctulum*, a small point]. A small puncture or dot.
- Punctum** (*pungk'-tum*) [L., a point, dot: *pl.*, *Puncta*]. A point or minute area. **P. aureum.** See *Macula lutea*. **P. cæcum.** See *Blind Spot*. **P. fixum**, the point of attachment of a muscle. **P. foraminis incisivi**, Lissauer's term for the posterior border of the incisor foramen. **P. foraminis magni anterius.** Synonym of *Basion*. **P. insertionis**, the point of insertion of a muscle. **P. nasale inferius.** Synonym of *Rhinon*. **P. ossificationis.** See *Center of Ossification*. **P. præmaxillare.** Synonym of *Point, Alveolar*. **P. proximum**, the point nearest the eye at which an object can be seen with distinctness and without diplopia. **P. remotum**, the farthest point at which an object can be distinctly seen with suspended accommodation. In the emmetropic eye it is theoretically at an infinite distance; in the hyperopic eye it is theoretically beyond this, as such an eye is adapted only for convergent rays. **P. saliens**, the first trace of the embryonic heart. **P. spinæ nasalis anterioris**, the apex of the anterior nasal spine, or if it be absent, the upper extremity of the suture between the two maxillæ. **P. spinæ nasalis posterioris**, the center of the posterior nasal spine. **P. vegetationis**, the vegetating point. Applied to the growing-point of an organ, as of a stem or root.
- Punctureation** (*punk-tu-ra'-shun*) [*pungere*, to prick]. The making of punctures; acupuncture.
- Puncture** (*punk'-chür*) [*pungere*, to prick]. A wound or hole made by a pointed instrument. **P., Capillary**, a puncture made with a needle of capillary fineness. **P.-diabetes**, diabetes caused by puncture of the oblongata near the hepatic vaso-motor center (diabetic center). **P., Diabetic**, puncture of the fourth ventricle in animals, which produces glycosuria.
- Pungence** (*pun'-jens*) [*pungens*, penetrating]. Pungent quality; tartness.
- Pungent** (*pun'-jent*) [*pungens*; *pungere*, to prick].

- Acrid; penetrating; producing a pricking or painful sensation.
- Punica** (*pu'-nik-ak*) [*punicum*, the pomegranate]. A genus of polypetalous plants. **P. granatum.** See *Pomegranate*.
- Punicin** (*pu'-nis-in*) [*punicus*, reddish]. 1. A crystalline coloring-matter obtained from the colorless juices of certain kinds of shell-fish (*Purpura lapellus*, *P. patula*); on exposure to the sunlight it becomes of a purple color. See *Pigments, Conspectus of*. 2. Synonym of *Pelletierin*.
- Punning** (*pun'-ing*) [origin uncertain]. Play upon words. This practice is very common among some classes of lunatics, especially during periods of excitement and exaltation.
- Pupa** (*pu'-pah*) [*pupa*, a girl, doll, puppet: *pl.*, *Pupæ*]. In biology, the second stage of development from the egg, of such insects as undergo complete metamorphosis.
- Pupal** (*pu'-pal*) [*pupa*, a doll]. Pertaining to a pupa.
- Puparium** (*pu-pä'-re-um*) [*pupa*, a pupa: *pl.*, *Puparia*]. In biology, a pupa inclosed in the larval skin.
- Pupate** (*pu'-pät*) [*pupa*, a doll]. In biology, to become a pupa.
- Pupation** (*pu-pä'-shun*) [*pupa*, a doll]. The act of pupating; the pupal condition.
- Pupiform** (*pu'-pif-orm*) [*pupa*, pupa; *forma*, form]. Having the form of a pupa.
- Pupigenous** (*pu-pij'-en-us*). Same as *Pupiparous*.
- Pupigerous** (*pu-pij'-er-us*) [*pupa*, pupa; *gerere*, to carry]. Forming a puparium.
- Pupil** (*pu'-pil*) [*pupilla*]. The round aperture in the iris of the eye. **P., Argyll Robertson**, one of the early symptoms of tabes, in which a myotic pupil responds on accommodative effort, but not to light. **P., Artificial**, an iridectomy made in an iris the pupil of which is occluded by inflammatory deposits. **P., Cat's-eye**, an elongated, slit-like pupil. **P., Exclusion of**, total posterior synechia, the entire pupillary edge of the iris being adherent to the capsule. **P., Hutchinson's**, one-sided dilatation of the pupil in hemorrhage from the middle meningeal artery. **P., Occlusion of**, the pupillary area is filled with semi-opaque inflammatory exudation-products. **P., Pin-hole**, extreme myosis.
- Pupillary** (*pu'-pil-a-re*) [*pupilla*, pupil]. Pertaining to the pupil of the eye. **P. Membrane**, a fetal membrane covering the eye until the seventh month of gestation. **P. Membrane, Persistent**, fibrillar bands springing from the iris, passing to or across the pupil, and sometimes attached to the lens-capsule—the unabsorbed remains of the pupillary membrane. **P. Reflex.** See *Reflexes, Table of*.
- Pupillate** (*pu'-pil-ät*) [*pupilla*, a pupil]. Having a central spot or pupil.
- Pupillometer** (*pu-pil-om'-et-er*) [*pupilla*, pupil; μέτρον, a measure]. An instrument designed for the measurement of the pupil of the eye.
- Pupilloscopy** (*pu-pil-os'-ko-pe*) [*pupilla*, pupil; σκοπεῖν, to inspect]. Same as *Koroscopy*, or *Retinoscopy*. More exactly, the diagnostic inspection of the pupil.
- Pupillostatometer** (*pu'-pil-o-stat-om'-e-ter*) [*pupilla*, pupil; στατος, placed; μέτρον, a measure]. An instrument for measuring the exact distance between the centers of the two pupils.
- Pupiparous** (*pu-pip'-ar-us*) [*pupa*, pupa; *parere*, to bring forth]. Bringing forth pupæ.
- Pure** (*pür*) [*purus*, pure]. Unstained; unalloyed. **P. Scarlet.** See *Pigments, Conspectus of*.
- Purgament, Purgamentum** (*per'-gam-ent, per-gam-ent'-tum*) [*purgare*, to purge: *pl.*, *Purgamenta*]. 1. A purge. 2. In the plural, the lochia; also, excrement.

**Purgantia** (*pur-gan'-she-ah*) [*purgare*, to purge]. Laxatives.

**Purgation** (*pur-ga'-shun*) [*purgare*, to cleanse]. The evacuation of the bowels by means of purgatives.

**Purgative** (*pur'-gat-iv*) [*purgare*, to purge]. 1. Having a tendency to purge; cathartic. 2. A medicine producing copious evacuations of the bowels.

**Purge** (*purj*) [*purgare*, to purge]. A purgation; a dose of purgative medicine. As a verb, to cause free evacuations of the bowels.

**Purging** (*pur'-jing*) [*purgare*, to purge]. Causing free evacuations of the bowel. **P. Agaric.** See *Agaricus*. **P. Cassia.** See *Cassia*. **P. Nut.** The seed of the tropical tree, *Jatropha curcas*. The nut affords a purgative oil much like castor-oil, though not so active.

**Purified** (*pu'-rif-əd*) [*purus*, pure; *facere*, to make]. Cleansed; freed from extraneous matter.

**Puriform** (*pu'-ri-form*) [*pus*, pus; *forma*, form]. Resembling pus.

**Puritic** (*pu'-rit-ik*) [*pus*, pus]. Pertaining to pus.

**Purkinje, Axis-cylinder of** (*per-kin'-je*) [a Bohemian physiologist, 1787-1869]. The viscous fluid contents of a nerve-tube, solidified by coagulating agents, and

the larger rounded end resting on the outer margin of the nuclear layer, while the smaller end is directed toward the periphery. (Piersol.) **P., Corpuscles of.** See *Bone-lacuna*. **P.'s Fibers**, an anastomosing system of grayish muscular fibers that exists in the sub-endocardial tissue of the ventricles, especially in the heart of the sheep and ox. The fibers are composed of nucleated polyhedral cells, containing some granular protoplasm. **P.'s Figures**, shadows of the retinal blood-vessels upon the retina.

**P. Vesicle**, the nucleus of the human ovum first discovered by Purkinje (1830), and known as the *vesicula germinativa*, *Purkinje'schen Bläschen*, or *Germinal Vesicle*.

**Purkinje-Sanson's Images.** Three pairs of images of one object seen in an observed pupil: the first, erect, reflected from the anterior surface of the cornea; the second, erect, reflected from the anterior surface of the lens; the third, inverted, reflected from the posterior capsule of the lens.

**Puro-hepatitis** (*pu-ro-hep-at-i'-tis*) [*pus*, pus; *ἥπαρ*, liver; *ιτις*, inflammation]. Purulent hepatitis.

**Puromucous** (*pu-ro-mul'-kus*) [*pus*, pus; *mucus*, mucus]. Purulent and mucous.

**Purple** (*pur'-pl*) [*purpureus*]. Of a color possessing the elements of blue and red. As a noun, the color itself, or a body possessing it. **P.-brown.** See *Pigments, Conspectus of*. **P.-carmin.** Same as *Murexid*. **P. of Cassius**, the purplish-red precipitate resulting when a solution of gold trichloride is brought in contact with a mixture of stannous and stannic chlorides. **P., French.** Synonym of *Orchellin*. **P.-madder.** See *Pigments, Conspectus of*. **P., Mineral.** Synonym of *P. of Cassius*. **P. of Mollusca.** Same as *Tyrian Purple*. **P., Ocher.** Same as *Mineral Purple*. **P., Visual.** See *Rhodopsin*.

**Purples** (*pur'-plz*) [*purpureus*, purple]. A popular name for purpura; also, for petechial spots.

**Purpositive** (*pur'-po-siv*) [ME., *purposen*, to propose]. Functional; not vestigial, and not rudimentary; regarded as fulfilling an end or purpose in the economy. **P. Acts**, those acts performed with the consent of the will.

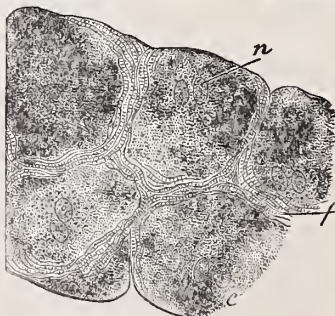
**Purpura** (*pur'-pu-rah*) [L. for "purple"]. *Hæmorrhæa petechialis*; a general term including all extravasations of blood into the skin and mucous membranes not resulting from traumatism. It is symptomatic of many conditions. **P. apyretica.** Synonym of *P. simplex*. **P., Aqueous.** Synonym of *Hæmophilia*. **P. bullosa.** See *Pemphigus hæmorrhagicus*. **P. febrilis**, purpura with elevation of temperature. **P. fulminans**, a grave form of purpura, developing in young children as a sequel to acute infectious diseases. It is of short duration, is marked by extensive extravasations, grave constitutional symptoms, and usually ends fatally. **P. hæmorrhagica**, *Morbus maculosus werthofi*; *Land-scurvy*; a greatly aggravated form of purpura simplex. There are marked constitutional symptoms followed by an eruption of hemorrhagic points, larger than in purpura simplex, upon the lower limbs, extending in successive crops over the whole body-surface, coalescing to form irregularly-shaped extensive ecchymotic patches, or even raised, bloody tumors (ecchymomata). Hemorrhages may take place from the mucous surfaces or into the serous cavities. Recovery is the rule. See *Werthof's Disease*. The disease may be infectious. **P. hypertrophica.** See *P. tuberculosa*. **P., Iodic**, a purpuric eruption caused by the use of iodine or the iodids. **P., Malignant.** Synonym of *Fever, Cerebrospinal*. **P. medicamentosa**, purpura due to the action of drugs. See *P., Iodic*. **P. menstrualis**,



CELL OF PURKINJE.

*a*, Seen on the flat, and *b*, from the side.  $\times 120$ . (From *Stirling*.)

after treatment with chromic acid appearing as a solid rod running down the center of the tube. **P.'s Cells**, the cells forming the thinnest but, at the same time, the most characteristic layer of the cerebellar cortex. They are among the largest ganglion-cells in the body, are disposed as a single row at the junction of the nuclear and the molecular layer, and present pyriform or flask-shaped bodies, 60-70  $\mu$  in their longest diameter, placed vertically to the plane of the zone, with



PURKINJE'S FIBERS.

*c*, Cell. *f*, Striated substance. *n*, Nucleus.  $\times 300$ . (Landois.)



purpura associated with the menstrual period. **P. miliaris**. Synonym of *Miliaria*. **P. nautica**. Synonym of *Scurvy*. **P. neonatorum**, that occurring in the newborn from sudden changes in the circulation. **P. neurotica**, purpura due to a nervous disease. **P. papulosa**, the variety in which the effusion is round a hair-follicle and papules are formed. **P. Pestilential**. Synonym of *Fever, Cerebrospinal*. **P. puerperalis**, **P. puerperarum**, a purpuric eruption occurring during the puerperium, and probably due to septicemia. **P. pulicosa**, petechial spots produced by flea-bites. **P. rheumatica**. See *Peliosis rheumatica*. **P. scorbutica**. Synonym of *Scurvy*. **P. senilis**, that occurring in old age from want of support to the vessels due to relaxation of the tissues. **P. simplex**, the mildest degree of purpura. It generally occurs suddenly in young persons who are apparently healthy. Small, flat, roundish, or irregularly-shaped petechiae appear, of a deep-red color, which does not disappear on pressure and soon becomes purplish, the lesions usually remaining discrete. There are no concomitant constitutional, or subjective symptoms. In children the spots are commonest about the upper part of the trunk, neck, and arms; in adults, about the inner surface of the thighs. **P. syphilitica**, purpura due to syphilis; it may be localized, as in the area of distribution of a certain nerve, or it may be general. **P. thrombotica**, purpura due to thrombosis of the veins. See *Erythema purpuricum*. **P. traumatica**, purpuric spots due to traumatism. **P. tuberculosa**, **P. hypertrophica**; a rare form associated with the formation of tubercles or nodules upon the skin, and edema of the affected part. Death follows from gradual exhaustion. **P. urticans**. See *Urticaria hemorrhagica*. **P. variolosa**. See *Small-pox, Hemorrhagic*. **P., Vascular**, purpura due to changes in the character of the blood or changes in the vessel walls.

**Purpuraceous** (*pur-pu-ra'-se-us*) [*purpura*, purple]. Of a purple color.

**Purpurate** (*pur'-pu-rāt*) [*purpura*, purple]. Of a purple color.

**Purpuremia** (*pur-pu-re'-me-ah*) [*purpureus*, purple; *aima*, blood]. Intermittent malarial fever with hematuria.

**Purpurescent** (*pur-pu-res'-ent*) [*purpura*, purple]. Purplish.

**Purpuric** (*pur-pu'-rik*) [*purpura*, purple]. Purplish. Pertaining to, or of the nature of purpura. **P. Acid**. See *Acid*.

**Purpurigenous** (*pur-pu-rij'-en-us*) [*purpura*, purple; *genere*, to bear]. Producing purple.

**Purpurin** (*pur'-pu-rin*) [*purpura*, purple],  $C_{14}H_8O_5$ .  
1. A dye present with alizarin in the madder-root. It is prepared artificially by heating alizarin and quinizarin with manganese dioxide and  $H_2SO_4$  to  $150^\circ C$ . It crystallizes with one molecule of water in reddish-yellow needles or prisms, and dissolves with a pure red color in hot water, alcohol, ether, and the alkalis.  
2. *Uroerythrin*; a red coloring-matter sometimes present in urinary deposits. It may attend serious lesions, but is often of no special significance. See *Pigments, Conspectus of*.

**Purpuriparous** (*pur-pu-ripf'-ar-us*). Same as *Purpurigenous*.

**Purpuroxanthic Acid** (*pur-pu-ro-zan'-thik*) [*purpura*, purple; *ξανθος*, yellow],  $C_{13}H_8H_6$ . A substance found in madder.

**Purrée** (*pur'-a*) [E. Ind.]. See *Euxanthinic Acid*, and *Pigments, Conspectus of*.

**Purreic Acid, Purrheic Acid** (*pur-e'-ik*). See *Euxanthic Acid*.

**Purring Thrill**. A fine, trembling vibration in the precordium, either heard or perceived by palpation. It may be due to aneurysm, or to some valvular heart-lesion, especially mitral stenosis.

**Purse-string Operation**. See *Stoltz's Operation in Operations, Table of*.

**Pursy** (*pur'-se*) [ME., *pursy*, short-winded]. Fat, or corpulent, and short of breath. [Popular.]

**Purulence** (*pur'-u-lens*) [*pus*, pus]. The quality of being purulent; suppuration.

**Purulent** (*pur'-u-lent*) [*pus*, pus]. Having the character of or forming pus. **P. Catarrh**, an inflammation of a mucous membrane accompanied by the production of pus. **P. Edema**, a general infiltration of pus with much fluid.

**Puruloid** (*pur'-u-loid*) [*pus*, pus; *ειδός*, like]. Resembling pus; puriform.

**Pus** [*πύον*]. A fluid of varying consistence produced in the process of suppuration. It is formed by a liquefactive necrosis of the intercellular substance of tissues, the cells themselves floating in the fluid and undergoing fatty degeneration. Clinically, pus is due to the action of microorganisms. **P., Blue**, pus colored blue by the bacillus pyocyaneus. **P.-corpuscles**, the corpuscles found in pus; they are small, usually multinuclear cells, chiefly outwandered leukocytes, but also degenerate connective-tissue cells. The nuclei may be hidden by granules, but can be made to appear by adding a little acetic acid to the pus. **P., Curdy**, containing cheesy-looking flakes. **P.-disease**. Synonym of *Pyemia*. **P., Healthy**. See *P., Laudable*. **P., Ichorous**, pus when thin and acid. **P., Laudable**, a whitish, inodorous pus, formerly thought to be essential to the healing of wounds. **P., Muco-**, pus mixed with mucus. **P.-poison**, a chemic compound that gives rise in the tissues to purulent inflammation. The proteid extracts of many bacteria act thus, *e. g.*, tuberculin. **P., Sanious**, pus mixed with blood. **P. Sero-**, pus largely admixed with serum. **P.-tube**, a term frequently applied to a Fallopiian tube the seat of suppurative inflammation. See *Pyosalpinx*. **P., Watery**. Synonym of *P., Ichorous*. For microorganisms of pus see *Bacteria, Synonymatic Table of*.

**Pustula** (*pus'-tu-lah*) [L.]. A pustule. A vesicle or bleb containing pus. **P. maligna**, *Anthrax*; *Charbon*; *Malignant Pustule*; *Woolsorters' Disease*; *Splenic Fever*; *Carbuncle*, *Milchbrand*; an acute specific disease, due to the introduction of the bacillus anthracis into the system. It is characterized by the appearance of a localized inflammation beginning as a vesicle, and is situated on the face, neck, hands or arms, closely resembling carbuncle. The tumefaction may be very great, and this is associated with a profound degree of depression and exhaustion, the patient often dying on the fourth or fifth day. In favorable cases recovery takes place. The fever is slight; in fact, there is often a subnormal temperature. In some cases general infection does not occur. **Internal Anthrax, mycosis intestinalis, anthrax intestinalis**, may be secondary to infection of the skin, but in some cases no primary focus can be discovered. The symptoms are diarrhea, vomiting, dyspnea, and a tendency to collapse. The temperature is usually not elevated, often subnormal. Death occurs in profound collapse in a very few days. The lesions consist of necrotic foci in the intestines; bacilli are abundant in the vessels of these areas. The spleen is not much enlarged, but the lymphatic glands are greatly tumefied. See *Pustule*.

**Pustulant** (*pus'-tu-lant*) [*pustula*, a pustule]. 1. Causing the formation of pustules. 2. An irritant substance which does not affect the whole skin

- alike, but especially irritates isolated portions and gives rise to the formation of pustules. Croton-oil and tartar emetic are examples.
- Pustular** (*pus'-tu-lar*) [*pustula*, pustule]. Pertaining to or characterized by pustules. In biology, a term descriptive of a surface which has blister-like elevations. **P. Grease.** See *Horsepox*.
- Pustulate** (*pus'-tu-lāt*) [*pustulare*, to blister]. 1. To form pustules. 2. Same as *Pustular*.
- Pustulation** (*pus-tu-lā'-shun*) [*pustula*, pustule]. A condition marked by the formation of pustules.
- Pustulatus** (*pus'-tu-lāt-us*). Same as *Pustular*.
- Pustule** (*pus'-tūl*) [*pustula*, pustule]. A vesicle or bleb containing pus. It is always of inflammatory origin, of a yellowish color, and has, as a rule, a red areola, sometimes with induration. **P., Malignant.** See *Pustula maligna*.
- Pustuliform** (*pus'-tu-lif-orm*) [*pustula*, pustule; *forma*, form]. Resembling a pustule.
- Pustulocrustaceous** (*pus-tu-lo-krus-ta'-se-us*) [*pustula*, pustule; *crusta*, crust]. Pustulous, and also covered with crusts, or scabs.
- Pustulose** (*pus'-tu-lōz*). Same as *Pustular*.
- Pustulose, Pustulous** (*pus'-tu-lōz*, *pus'-tu-lus*) [*pustula*, pustule]. Characterized by pustules.
- Pusula** (*pus'-u-lah*) [L.]. 1. Pustule. 2. Erysipelas.
- Putamen** (*pu-ta'-men*) [*putamen*, husk; *pl.*, *Putamina*]. 1. The lateral or darker part of the lenticular nucleus of the brain. 2. In biology: (a) the stone of a drupe, or shell of a nut; (b) the soft or inner shell of an egg.
- Putaminous** (*pu-tam'-in-us*) [*putamen*, husk]. Pertaining to the membrana putaminis.
- Putchuk** (*put'-chuk*) [India]. The costus root; the root of *Saussurea lappa*, a composite plant of India. In that country and China it is extensively used in medicine. It is a stimulant and aromatic tonic. Also the root of *Aristolochia recurvilabra*, an Asiatic plant; useful as an emmenagogue, diuretic, tonic, and stimulant. Unof.
- Putrefaction** (*pu-tre-fa'-se-ent*) [*putridus*, putrid; *facere*, to make]. 1. Causing putrefaction. 2. An agent that causes putrefaction.
- Putrefaction** (*pu-tre-fak'-shun*) [*putridus*, rotten; *facere*, to make]. The decomposition of nitrogenous organic matter under the influence of microorganisms, and accompanied by the development of disagreeable odors, due to the evolution of ammonia and hydrogen sulphid.
- Putrefactive** (*pu-tre-fak'-tiv*) [*putridus*, putrid; *facere*, to make]. Pertaining to or causing putrefaction.
- Putrefy** (*pu-tre-fi*) [*putrefacere*, to putrefy]. To render putrid.
- Putrescence** (*pu-tres'-ens*) [*putrescere*, to become rotten]. The state or process of putrefaction.
- Putrescent** (*pu-tres'-ent*) [*putrescere*, to become rotten]. Undergoing putrefaction.
- Putrescin** (*pu-tres'-in*) [*putrescere*, to become rotten],  $C_4H_{12}N_2$ . A poisonous ptomain. It is a clear, rather thin liquid of a disagreeable odor, boiling at  $156^{\circ}$ – $157^{\circ}$  C. See *Ptomains*, Table of.
- Putrid** (*pu-trid*) [*putridus*, rotten]. Rotten; having undergone putrefaction. **P. Fever.** Synonym of *Typhus Fever*, q. v. **P. Infection**, pyemia due to infection from a gangrenous focus. **P. Pleurisy.** See *Pleurisy*, Ichorous. **P. Sore-mouth.** See *Stomatitis*, Ulcerative. **P. Sore-throat.** See *Pharyngitis*, Gangrenous.
- Putridity** (*pu-trid'-it-e*) [*putridus*, rotten]. The quality or state of being putrid; putrid material.
- Putrilage** (*pu-tril-ahzh'*) [*putris*, rotten]. Putrescent or gangrenous material.
- Putty** (*put'-e*) [OF., *potee*, brass]. A pasty, inelastic substance usually made from whiting and linseed-oil, and hardening on exposure to the air. **P., Horsley's**, a mixture of white and yellow wax, vaselin, and carbolic acid, used to check bleeding from the vessels of cut bone.
- Pyæmia** (*pi-e'-me-ah*). See *Pyemia*.
- Pyapostasis** (*pi-ap-os'-tas-is*) [*πύον*, pus; *ἀπόστασις*, a standing off]. Metastasis of pus.
- Pyarthrosis** (*pi-ar-thrō'-sis*) [*πύον*, pus; *ἄρθρον*, joint]. Suppuration of a joint.
- Pyaulacomele** (*pi-aw-lak-om'-el-e*) [*πύον*, pus; *αὐλαξ*, furrow; *μῆλη*, probe]. A grooved probe used in exploring for pus.
- Pycnicmasia, Pycnicmasis** (*pik-nik-ma'-ze-ah*, *pik-nik'-mas-is*) [*πυκνός*, *ικμάς*, moisture]. A thickening of the bodily fluids.
- Pycnid, Pycnide** (*pik'-nid*). Same as *Pycnidium*.
- Pycnidiophore** (*pik-nid'-e-o-for*) [*πυκνός*, thick; *φέρειν*, to bear]. In biology, a compound sporophore bearing pycnidia.
- Pycnidiospore** (*pik-nid'-e-o-spōr*). Same as *Stylospore*.
- Pycnidium** (*pik-nid'-e-um*) [*πυκνός*, thick, dense; *ιδίον*, dim.: *pl.*, *Pycnidia*]. In biology, are productive body resembling a perithecium, found in certain fungi (*Ascomycetes*). Pycnidia arise interstitially on mycelial hyphæ, and consist of a wall of several layers, from the inner surface of which there converge series of cells producing successively (terminally and laterally) pycnosporos (Bennett and Murray).
- Pycnocardia** (*pik-no-kar'-de-ah*) [*πυκνός*, solid; *καρδία*, heart]. See *Tachycardia*.
- Pycnocephalous** (*pik-no-sef'-al-us*) [*πυκνός*, thick; *κεφαλή*, head]. Thick-headed.
- Pycnoconidium** (*pik-no-ko-nid'-e-um*) [*πυκνός*, thick; *κόνος*, dust; *ιδίον*, dim.: *pl.*, *Pycnoconidia*]. See *Pycnosporos*.
- Pycnogonidium** (*pik-no-go-nid'-e-um*) [*πυκνός*, thick; *γονή*, generation; *ιδίον*, dim.: *pl.*, *Pycnogonidia*]. See *Pycnosporos*.
- Pycnometer** (*pik-nom'-et-er*) [*πυκνός*, thick; *μέτρον*, measure]. A specific-gravity bottle, or a small, light flask of known weight.
- Pycnophrasia** (*pik-no-fra'-ze-ah*) [*πυκνός*, thick; *φράσις*, speech]. Thickness of speech.
- Pycnosis** (*pik-no'-sis*) [*πυκνός*, thick]. Thickening; inspissation.
- Pycnosporos** (*pik'-no-spōr*) [*πυκνός*, close; *σπóρος*, seed]. In biology, De Bary's term for the stylospores produced in the pycnidia of the *Ascomycetes*.
- Pycnotic** (*pik-not'-ik*) [*πυκνός*, thick]. Pertaining to pycnosis.
- Pyecchysis** (*pi-ek'-is-is*) [*πύον*, pus; *ἐκχυσίς*, effusion]. Effusion of pus.
- Pyedema, Pyædema** (*pi-e-de'-mah*) [*πύον*, pus; *οἶδημα*, edema]. Edema due to purulent infiltration.
- Pyelitic** (*pi-el-it'-ik*) [*πύελος*, trough; *ιτις*, inflammation]. Relating to or affected with pyelitis.
- Pyelitis** (*pi-el-it'-tis*) [*πύελος*, a trough; *ιτις*, inflammation]. Inflammation of the pelvis of the kidney. It may be due to the mechanical irritation of calculi, or to tumors, animal parasites, tubercles, etc., or it appears in the course of acute specific fevers, or, perhaps most commonly, is secondary to diseases of the bladder. It is marked by pain and tenderness in the lumbar regions, and the presence in the urine of albumin, mucus, epithelial cells from the pelvis of the kidney, and pus-corpuscles in large amount. The urine is generally acid. Blood is also frequently seen in the urine. Gradually a swelling or tumor appears in the lumbar region, dull on percussion and slightly fluctu-



ating. **P.**, Calculous, that due to calculi. **P.**, Hemorrhagic, that attended with hemorrhage.

**Pyelocystitis** (*pi-el-o-sis-ti'-tis*) [*πυέλως*, trough; *κύστις*, bladder; *ιτις*, inflammation]. Pyelitis with cystitis.

**Pyelo-lithotomy** (*pi-el-o-lith-ot'-o-me*) [*πυέλως*, trough; *λίθος*, stone; *τομή*, a cutting]. Removal of a renal calculus through an incision into the pelvis of the kidney.

**Pyelometer** (*pi-el-om'-et-er*). Synonym of *Pelvimeter*.

**Pyelonephritic** (*pi-el-o-nef-ri'-ik*) [*πυέλως*, trough; *νεφρόν*, kidney; *ιτις*, inflammation]. Pertaining to pyelonephritis.

**Pyelo-nephritis** (*pi-el-o-nef-ri'-tis*) [*πυέλως*, trough; *νεφρόν*, kidney; *ιτις*, inflammation]. Simultaneous inflammation of the kidney and its pelvis.

**Pyelonephrosis** (*pi-el-o-nef-ro'-sis*). Synonym of *Pyelonephritis*.

**Pyelotomy** (*pi-el-ot'-o-me*) [*πυέλως*, trough; *τομή*, a cutting]. Incision of the renal pelvis.

**Pyemesis** (*pi-em'-is-is*) [*πύον*, pus; *ἔμεσις*, vomiting]. Vomiting of pus.

**Pyemia** (*pi-e'-me-ah*) [*πύον*, pus; *αἷμα*, blood]. Phlebotic septicemia, with the presence of pyogenic microorganisms in the blood and with the formation wherever they lodge of secondary embolic or metastatic abscesses. It is characterized by intermittent fever, with recurrent rigors, profuse sweats, a sweetish odor to the breath, a dry, brown tongue, and rapid emaciation. Slight jaundice frequently develops; sometimes, also, a purpuric eruption; the temperature may be very high, 105°, or even more. It usually terminates in death. **P.**, Arterial, a name given to pyemia produced by disorganization of a cardiac thrombus and the dissemination of emboli through the arterial circulation. **P.**, Cryptogenetic, a condition in which the primary suppuration occurs in the deeper tissues of the body.

**Pyemic** (*pi-e'-mik*) [*πύον*, pus; *αἷμα*, blood]. Pertaining to or affected with pyemia.

**Pyencephalus** (*pi-en-sef'-al-us*) [*πυον*, pus; *ἐγκέφαλος*, brain]. Suppuration within the cranium.

**Pyesis** (*pi-e'-sis*). Synonym of *Suppuration*.

**Pyetia** (*pi-e'-she-ah*). Synonym of *Colostrum*.

**Pygagria** (*pi-ga'-gre-ah*) [*πυγή*, buttock; *ἄγρα*, seizure]. Pruritus ani; eczema, or pain, of the anal region. **P.** *granulata*, eczema of the anal region.

**Pygal** (*pi'-gal*) [*πυγή*, rump]. In biology, of or pertaining to the rump.

**Pygidial** (*pi-jid'-e-al*) [*πυγή*, rump]. Pertaining to a pygidium.

**Pygidium** (*pi-jid'-e-um*) [*πυγή*, rump; dim. *ιδιον*: *πλ.*, *Pygidia*]. In biology, a term applied to the hinder or rump region of the body in various animals, especially insects, crustaceans, and worms.

**Pygme** (*pi-g'-me*) [*πυγμή*, fist]. The distance between the elbow and the knuckles. *Fist.* Forearm.

**Pygmy**, **Pigmy** (*pi-g'-me*) [*πυγμή*, a fist]. A dwarf or dwarfish person.

**Pygididymus** (*pi-go-did'-im-us*) [*πυγή*, buttock; *δίδυμος*, twins]. A double fetal monstrosity united by the buttocks.

**Pygomelus** (*pi-gom'-el-us*) [*πυγή*, buttock; *μέλος*, member]. A parasitic monstrosity with the parasite united to the hypogastric region or to the buttock.

**Pygopagus** (*pi-gop'-ag-us*) [*πυγή*, buttock; *πάγος*, joined]. An ensomphalic monstrosity with conjoined buttocks or backs.

**Pygostyle** (*pi'-go-styl*) [*πυγή*, rump; *στυλος*, column]. In biology, the last bone in the tail of a bird, giving support to the tail-feathers. It theoretically consists of ankylosed or coalesced caudal vertebrae, as there are pairs of feathers in the tail.

**Pyic** (*pi'-ik*). Synonym of *Purulent*.

**Pyin** (*pi'-in*) [*πύον*, pus]. An albuminous substance of complex constitution occurring in pus. It may be separated by adding sodium chlorid and filtering.

**Pyknometer** (*pi-k-nom'-et-er*). See *Pycnometer*.

**Pyla** (*pi'-lah*) [*πύλη*, gate; *pl.* and *gen.*, *Pyle*]. The orifice by which the mesal portion of the mesoceles communicates with the lateral.

**Pylemia** (*pi-le'-me-ah*) [*πύλη*, gate; *αἷμα*, blood]. The blood of the portal vein.

**Pylemphraxis** (*pi-lem-fraks'-is*) [*πύλη*, gate; *ἔμφοραξις*, obstruction]. Obstruction of the portal circulation.

**Pylephlebotaxis** (*pi-le-fleb-ek'-tas-is*) [*πύλη*, gate; *φλέψ*, vein; *ἑκτασις*, dilatation]. Dilatation of the portal vein. This is usually caused by some obstruction in the liver, or it may be due to relaxation of the vessel-walls from some disturbance of innervation.

**Pylephlebitis** (*pi-le-fleb-i'-tis*) [*πύλη*, gate; *φλέψ*, vein; *ιτις*, inflammation]. Inflammation of the portal vein. The symptoms are those of pyemia; the liver is usually enlarged and tender. The condition is usually secondary to disease of the intestines. **P.**, Adhesive, thrombo-phlebitis of the portal vein.

**Pylethrombosis** (*pi-le-throm-bo'-sis*) [*πύλη*, gate; *θρόμβος*, clot]. Thrombosis of the portal vein.

**Pylic** (*pi'-lik*) [*πύλη*, gate]. Pertaining to the portal vein.

**Pylometer** (*pi-lom'-et-er*) [*πύλη*, gate; *μέτρον*, measure]. See *Cystopylometer*.

**Pylophlebitis** (*pi-lo-fleb-i'-tis*). Synonym of *Pylephlebitis*.

**Pylorotomy** (*pi-lor-ek'-to-me*) [*πυλωρός*, pylorus; *ἐκτομή*, excision]. Excision or resection of the pylorus.

**Pyloric** (*pi-lor'-ik*)

[*πυλωρός*, pylorus].

Pertaining to the pylorus. **P.**

Artery, the pyloric branch of the hepatic artery.

**P. Glands**, glands of the pylorus, secreting the gastric juice.

**P. Plexus**, branches of the hepatic plexus accompanying the pyloric artery.

**P. Plexus**, branches of the hepatic plexus accompanying the pyloric artery.

**P. Plexus**, branches of the hepatic plexus accompanying the pyloric artery.

**P. Plexus**, branches of the hepatic plexus accompanying the pyloric artery.

**Pyloristhenosis** (*pi-lor-is-ten-o'-sis*) [*πυλωρός*, pylorus; *στενός*, narrow]. Con-

traction of the pylorus.

**Pyloritis** (*pi-lor-i'-tis*) [*πυλωρός*, pylorus; *ιτις*, inflammation]. Inflam-

mation of the pylorus.

**Pylorochesis** (*pi-lor-o-ke'-sis*) [*πυλωρός*, pylorus; *ὀχσις*, a holding]. Obstruction of the pylorus.

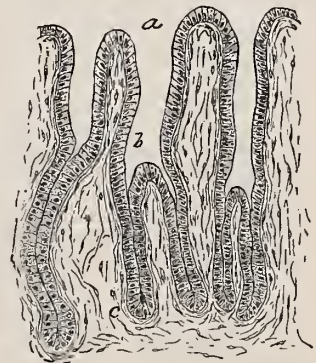
**Pylorocleisis** (*pi-lor-ok'-lis-is*). Synonym of *Pylorochesis*.

**Pylorogastrocirrhosis** (*pi-lor'-o-gas'-tro-skir'-us*). Synonym of *Pylorocirrhosis*.

**Pyloroplasty** (*pi-lor'-o-plas-te*) [*πυλωρός*, pylorus; *πλάσσειν*, to form]. Plastic operation upon the pylorus.

**Pyloroscirrhus** (*pi-lor-o-skir'-us*) [*πυλωρός*, pylorus; *σκίρρος*, induration]. Scirrhus of the pylorus.

**Pylorostenoma** (*pi-lor-o-sten-o'-mah*). Synonym of *Pylorostenosis*.



SECTION OF PYLORIC GLANDS FROM HUMAN STOMACH.

*a* Mouth of gland leading into long, wide duct (*b*), into which open the terminal divisions. *c*. Connective tissue of the mucosa. (After Pier-sol.)

- Pylorostenosis** (*pi-lor-o-ste-no'-sis*) [*πυλωρός*, pylorus; *στένσις*, stenosis]. Stenosis, or stricture, of the pylorus.
- Pylorus** (*pi-lo'-rus*) [*πυλωρός*, gate-keeper]. 1. The opening of the stomach into the duodenum. 2. The pyloric valve.
- Pyo-** (*pi'-o*) [*πύον*, pus]. A prefix that indicates connection with or relation to pus.
- Pyoblenna** (*pi-o-blen'-ah*) [*πύον*, pus; *βλέννα*, mucus]. Mucopus.
- Pyoblennorrhea** (*pi-o-blen-or-el'-ah*) [*πύον*, pus; *βλέννα*, mucus; *ροία*, a flow]. A mucopusulent discharge.
- Pyocataracta** (*pi-o-kat-ar-ak'-tah*) [*πύον*, pus; *καταράκτης*, cataract]. Purulent cataract.
- Pyoceles** (*pi'-o-sel*) [*πύον*, pus; *κήλη*, hernia]. Hernia with pus in its sac.
- Pyocelia** (*pi-o-sel'-le-ah*) [*πύον*, pus; *κοιλία*, a hollow]. Pus in the abdominal cavity.
- Pyocenosia** (*pi-o-sen-o'-sis*) [*πύον*, pus; *κένωσις*, emptying]. The evacuation of a pus-cavity.
- Pyochezia** (*pi-o-ke'-se-ah*) [*πύον*, pus; *χέζειν*, to defecate]. Discharge of pus from the intestines.
- Pyocolpocoele** (*pi-o-kol'-po-sel*) [*πύον*, pus; *κόλπος*, vagina; *κήλη*, a tumor]. A tumor of the vagina containing pus.
- Pyocolpos** (*pi-o-kol'-pos*) [*πύον*, pus; *κόλπος*, vagina]. An accumulation of pus within the vagina.
- Pyoctanin** (*pi-ok'-tan-in*). See *Pyoktanin*.
- Pyocyanin** (*pi-o-si'-an-in*) [*πύον*, pus; *κύανος*, blue],  $C_{14}H_{14}NO_2$ . A colored extractive derived from blue pus, and from cultures of the *Bacillus pyocyaneus*. On exposure to the air it is oxidized to pyoxanthose. It has positive chemotactic properties. See *Pigments, Conspectus of*.
- Pyocyst** (*pi'-o-sist*) [*πύον*, pus; *κύστις*, cyst]. A cyst containing pus.
- Pyocyte** (*pi'-o-sit*) [*πύον*, pus; *κύτος*, cell]. The pus-corpuscle.
- Pyodermatitis** (*pi-o-der-mat-it'-tis*). A skin-affection produced by inoculation with pyogenic material.
- Pyodermitis** (*pi-o-der-mi'-tis*) [*πύον*, pus; *δέρμα*, skin; *ιτις*, inflammation]. An inflammatory skin-affection attended by pus-formation.
- Pyodiatheosis** (*pi-o-di-ah'-es-is*) [*πύον*, pus; *διάθεσις*, disposition]. A purulent diathesis, characterized by a tendency of inflammation to proceed to suppuration.
- Pyodema** (*pi-e-de'-mah*). See *Pyedema*.
- Pyogangrenous** (*pi-o-gang'-ren-us*) [*πύον*, pus; *γάνγκρηνά*, gangrene]. Suppurating, and also gangrenous.
- P. Inflammation**. See *Inflammation*.
- Pyogenes** (*pi-oi'-en-ēs*). Synonym of *Pyogenic*.
- Pyogenesis** (*pi-o-jen'-es-is*) [*πύον*, pus; *γεννάν*, to produce]. The formation of pus.
- Pyogenetic** (*pi-o-jen-el'-ik*) [*πύον*, pus; *γεννάν*, to produce]. Pertaining to pyogenesis.
- Pyogenia** (*pi-o-jel'-ne-ah*). Same as *Pyogenesis*.
- Pyogenic** (*pi-o-jen'-ik*) [*πύον*, pus; *γεννάν*, to beget]. Producing or relating to pus-formation. **P. Fever**. See *Strangles*. **P. Membrane**, the thin, yellow layer forming the wall of an abscess. The wall is pyogenic only as long as the abscess is spreading, for it is then that breaking down and suppuration are going on in it; when the abscess ceases to spread, the membrane becomes a healing one. **P. Microorganisms**, the ordinary pyogenic microorganisms are the *staphylococcus albus*, *aureus*, and *citreus*, and the *streptococcus pyogenes*. Under certain circumstances pus may be produced by the pneumococcus of Fränkel, the bacillus coli communis, the bacillus of typhoid fever, the gonococcus, and others. See *Bacteria, Synonymatic Table of*.
- Pyohæmia** (*pi-o-hem'-e-ah*). Synonym of *Pyemia*.
- Pyohemothorax** (*pi-o-hem-o-tho'-raks*) [*πύον*, pus; *αἷμα*, blood; *θώρας*, thorax]. The presence of pus and blood in the pleural cavity.
- Pyoid** (*pi'-oid*) [*πύον*, pus; *εἶδος*, like]. Resembling pus.
- Pyoktanin** (*pi-ok'-tan-in*) [*πύον*, pus; *κτείνειν*, to kill]. A name given to *methyl-violet* and *auramin* (both anilin dyes), from their power of arresting suppuration. Both are antiseptic, but are harmless, as well as odorless. One to two per cent. ointments, and one per cent. gauzes and cottons are recommended. Unof.
- Pyolymph** (*pi'-o-limf*) [*πύον*, pus; *λύμφα*, lymph]. Lymph containing pus-corpuscles.
- Pyomalgia** (*pi-o-mal'-je-ah*) [*πύον*, pus; *ὤμος*, shoulder; *ἄλγος*, pain]. Pain in the shoulder due to suppuration.
- Pyomele** (*pi-om'-el-e*). See *Pyaulacomèle*.
- Pyometra** (*pi-o-me'-trah*) [*πύον*, pus; *μήτρα*, womb]. A collection of pus in the uterus.
- Pyonephritis** (*pi-o-nef-ri'-tis*) [*πύον*, pus; *νεφρός*, kidney; *ιτις*, inflammation]. Suppurative inflammation of the kidney.
- Pyonephrosis** (*pi-o-nef-ro'-sis*) [*πύον*, pus; *νεφρός*, kidney]. Pus in the kidney and its pelvis.
- Pyonephrotic** (*pi-o-nef-ro'-tik*) [*πύον*, pus; *νεφρός*, kidney]. Pertaining to pyonephrosis.
- Pyonoma** (*pi-o-no'-mah*) [*πύον*, pus; *νομή*, an eating sore]. 1. A suppurative focus. 2. A tumor infiltrated with pus.
- Pyoöphoritis** (*pi-o-off-or-it'-tis*) [*πύον*, pus; *ὠόν*, egg; *φορός*, bearing; *ιτις*, inflammation]. Purulent oöphoritis.
- Pyopericardium** (*pi-o-per-ik-ar'-de-um*) [*πύον*, pus; *περί*, about; *καρδία*, heart]. The presence of pus in the pericardium.
- Pyoperitonitis** (*pi-o-per-it-on-it'-tis*). Synonym of *Peritonitis, Purulent*.
- Pyophthalmia** (*pi-off-thal-me-ah*) [*πύον*, pus; *ὄφθαλμος*, eye]. Purulent ophthalmia.
- Pyophthisis** (*pi-off-this-is*) [*πύον*, pus; *φθισις*, a wasting]. Wasting from long-continued suppuration.
- Pyophylactic** (*pi-o-fil-ak'-tik*) [*πύον*, pus; *φυλάσσειν*, to guard]. Same as *Pyogenic*. **P. Membrane**. See *Membrane*.
- Pyoplasia** (*pi-o-pla'-ne-ah*) [*πύον*, pus; *πλανάνειν*, to wander]. Infiltration of tissues with pus.
- Pyopneumopericardium** (*pi-o-nu-mo-per-ik-ar'-de-um*) [*πύον*, pus; *πνεῦμα*, air; *περί*, around; *καρδία*, heart]. Pus and air or gas in the pericardium.
- Pyopneumoperitonitis** (*pi-o-nu-mo-per-it-on-it'-tis*) [*πύον*, pus; *πνεῦμα*, air; *περιτοναίον*, peritoneum; *ιτις*, inflammation]. Peritonitis complicated by the presence of pus and air in the peritoneal cavity.
- Pyopneumothorax** (*pi-o-nu-mo-tho'-raks*) [*πύον*, pus; *πνεῦμα*, air; *θώρας*, thorax]. An accumulation of air or gas and pus in the pleural cavity.
- Pyopoesis** (*pi-o-poi'-es-is*). Synonym of *Suppuration*.
- Pyoptysis** (*pi-op'-tis-is*) [*πύον*, pus; *πτέειν*, to spit]. The expectoration of pus.
- Pyorrhagia** (*pi-or-a'-je-ah*) [*πύον*, pus; *ῥηγνύναι*, to burst forth]. A profuse discharge of pus.
- Pyorrhæa** (*pi-or-el'-ah*) [*πύον*, pus; *ροία*, a flow]. A purulent discharge. **P., Alveolar**. Same as *Fauchard's Disease*. See *Diseases, Table of*.
- Pyorthopnea** (*pi-or-tho'-ne'-ah*) [*πύον*, pus; *ὀρθός*, straight; *πνοή*, breath]. Orthopnea due to the presence of pus in the pleural cavity.
- Pyosalpingitis** (*pi-o-sal-pin-gi'-tis*) [*πύον*, pus; *σάλπιγξ*, tube; *ιτις*, inflammation]. Purulent inflammation of the Fallopian or Eustachian tube.
- Pyosalpinx** (*pi-o-sal'-pinks*) [*πύον*, pus; *σάλπιγξ*, tube].



- A formation of pus in the oviduct or the Eustachian tube.
- Pyosapremia** (*pi-o-sap-re'-me-ah*) [*πίον*, pus; *σαπρός*, rotten; *αἷμα*, blood]. Infection of the blood by putrid pus.
- Pyoschecele** (*pi-os'-ke-o-sèl'*) [*πίον*, pus; *σχέλον*, scrotum; *κίλη*, tumor]. A suppurative swelling of the scrotum.
- Pyoscope** (*pi'-o-skôp*) [*πίος*, colostrum; *σκοπεῖν*, to examine]. An instrument for determining the richness of milk by its color.
- Pyosepthemia** (*pi-o-sep-the'-me-ah*). Synonym of *Pyo-septicemia*.
- Pyo-septicemia** (*pi-o-sep-tis-el'-me-ah*) [*πίον*, pus; *σήψις*, sepsis; *αἷμα*, blood]. The association of pyemia and septicemia.
- Pyosis** (*pi-o'-sis*) [*πίον*, pus]. 1. Suppuration. 2. Suppuration of the eye.
- Pyospermatozoon** (*pi-ô-sper'-mat-o-sist'*) [*πίον*, pus; *σπέρμα*, seed; *κύστις*, cyst]. The accumulation of pus in a spermatid vesicle.
- Pyostercorosis** (*pi-o-ster'-kor-us*) [*πίον*, pus; *stercus*, feces]. Pertaining to purulent discharges from the bowels.
- Pyothorax** (*pi-o-tho'-raks*) [*πίον*, pus; *θώραξ*, thorax]. The accumulation of pus in the pleural cavity; empyema.
- Pyorrhoea** (*pi-o-tor-el'-ah*) [*πίον*, pus; *ὄρυς*, ear; *ῥοια*, a flow]. Purulent otorrhea.
- Pyoxanthin, Pyoxanthose** (*pi-o-zan'-thin, pi-o-zan'-thôz'*) [*πίον*, pus; *ξανθός*, yellow]. A yellow coloring-extractive sometimes found in pus, and resulting from the oxidation of pyocyanin, *q. v.*
- Pyozemia** (*pi-o-ze'-me-ah*) [*πίον*, pus; *ζυμή*, a ferment]. The constitutional condition dependent upon the presence of a pus. Probably an intoxication, in contradistinction to pyemia, which is an infection.
- Pyra** (*pi'-rah*). Synonym of *Anthrax*.
- Pyracetic Acid** (*pi-ras-el-tik*). Synonym of *Pyroligneous Acid*.
- Pyramid** (*pir'-am-id*) [*πυραμῖς*]. Any conic eminence of an organ, as *P. of the cerebellum*, *P. of the tympanum*, etc. **Ps., Anterior** (*of the Oblongata*), the two pyramidal bundles of white matter, one on either side of the ventral median fissure of the medulla. They are continuous with the ventral columns of the spinal cord, except the decussating bundles, which are continuous with the deeper portions of the lateral columns of the cord. **P. of the Cerebellum**, a conic projection forming the central portion of the inferior vermiciform process. **Ps., Cortical**. Synonym of *Ps. of Malpighii*. **Ps. of Ferrein**, a prolongation of the striæ of the Malpighian Pyramids into the cortex. They are also known as medullary rays. **Ps., Giant**, Betz's name for the large pyramidal cells of the cortex of the paracentral convolution of the human brain. **P., Lateral**. Synonym of *Restiform Body*. **P. of Light**, the triangular reflection from the normal membrana tympani. **Ps., Malpighian**, the conic masses composing the medullary substance of the kidneys. There are from eight to eighteen. **Ps., Posterior** (*of the Oblongata*), two narrow bundles of white matter placed one on either side of the dorsal median fissure of the oblongata. They are continuous with the dorsal median columns of the spinal cord.
- Pyramidal** (*pir-am'-id-al*) [*πυραμῖς*, pyramid]. Shaped like a pyramid. **P. Tracts**. See *Tracts*.
- Pyramidale** (*pir-am-id-a'-le*) [*πυραμῖς*, pyramid]. The cuneiform bone of the carpus; the os pyramidale.
- Pyramidalis** (*pir-am-id-a'-lis*). See *Muscles, Table of*.
- Pyramidalate** (*pir-am'-id-at*) [*πυραμῖς*, pyramid]. In biology, pyramidal.
- Pyramis** (*pir'-am-is*). Synonym of *Pyramid*. **P. cerebelli**. See *Pyramid of the Cerebellum*.
- Pyrazol** (*pi'-raz-ol*) [*πύρ*, fire; *azotum*, nitrogen],  $C_3H_3N_2$ . A derivative of pyrral, crystallizing in colorless needles, melting at  $70^\circ C.$ , and boiling at  $185^\circ C.$
- Pyrazolin** (*pi-raz'-o-lin*) [*πύρ*, fire; *azotum*, nitrogen],  $C_3H_3N_2$ . A reduction-product of pyrazol.
- Pyrazolon** (*pi-raz'-o-lon*) [*πύρ*, fire; *azotum*, nitrogen],  $C_3H_3N_2O$ . An oxidation-product of pyrazolin.
- Pyremetin** (*pi-rem'-et-in*) [*πυρήν*, mass; *εμεσις*, vomit]. A substance obtained from impure creasote; it has emetic properties.
- Pyrene** (*pi'-ren*) [*πύρ*, fire],  $C_{10}H_{10}$ . 1. A hydrocarbon occurring in the "stubb-fat" obtained from the distillation of the "stubb." It is sparingly soluble in hot alcohol, readily in ether, benzene, and carbon disulphide; it crystallizes in colorless leaflets or plates, and melts at  $148^\circ C.$  2. A hydrocarbon occurring with fluoranthene in the highest fractions of coal-tar.
- Pyrene** (*pi'-ren*) [*πυρήν*, the stone of a fruit]. In biology, a nutlet; the stone of a small drupe.
- Pyrenematous** (*pi-ren-en'-at-us*) [*πυρήν*, mass; *αἷμα*, blood]. Pertaining to, or having nucleated red corpuscles.
- Pyrenemia** (*pi-ren-el'-me-ah*) [*πυρήν*, mass; *αἷμα*, blood]. The existence of nucleated red cells in the blood.
- Pyrenin** (*pi-re'-nin*) [*πύρ*, fire]. In biology, the name given by Schwartz to the substance composing nucleoli, as distinguished from the nuclear membrane, *amphipyrenin*.
- Pyrenium** (*pi-re'-ne-um*) [*πυρήνιον*, dim. of *πυρήν*, the stone of a fruit]. In biology, the hypothecium of a nucleiform apothecium.
- Pyrenocarp** (*pi-re'-no-karp*) [*πυρήν*, the stone of a fruit; *καρπός*, fruit]. In botany, a drupe.
- Pyrenocarpous** (*pi-re-no-kar'-pus*) [*πυρήν*, the stone of a fruit; *καρπός*, fruit]. Resembling or pertaining to a pyrenocarp.
- Pyrenodeine** (*pi-re-no'-de-in*) [*πυρήν*, the stone of a fruit; *εἶδος*, form]. Same as *Pyrenoid*.
- Pyrenoid** (*pi-re'-noid*) [*πυρήν*, the stone of a fruit; *εἶδος*, form]. The name given by Schmitz to the small, bright globules found imbedded in the chromatophores of green algae and of certain invertebrates, and having the reactions of nuclein and the function of forming starch and similar carbohydrates.
- Pyrenomycetes** (*pi-re-no-mi-se'-tez*) [*πυρήν*, the stone of a fruit; *μύκης*, fungus]. An order of ascomycetous fungi.
- Pyretetiology** (*pi-ret-el-te-ol'-o-je*) [*πυρετός*, fever; *αἰτία*, cause; *λόγος*, science]. The study of the etiology of fevers.
- Pyrethrum** (*pi-re'-thrum*) [*πύρεθρον*, a certain plant]. Pellitory. The dried root of *Anacyclus P.* It contains a resin, a volatile oil, and sugar. When taken into the mouth, it increases the flow of saliva, and is used as a masticatory in dry conditions of the mouth, in relaxed states of the throat, and in aphonia; also in headache and facial neuralgia. It is valuable mainly as a masticatory and sialogogue. Dose  $\frac{3}{4}$  ss-j. **P., Tinct.**, 20 per cent. strong—used externally. Dose of the British tincture  $\frac{1}{2}$  xv- $\frac{3}{4}$  j. **P. roseum**, Persian Pellitory. The powdered flower-heads are used as an insecticide. See *Buhach*.
- Pyretic** (*pi-ret'-ik*) [*πυρετός*, fever]. Pertaining to or affected with fever.
- Pyreticosis** (*pi-ret-ik-o'-sis*) [*πυρετός*, fever]. Feverishness.
- Pyretogenesis, Pyretogenesis** (*pi-ret-o-jen-el'-ze-ah, pi-ret-o-jen'-es-is*) [*πυρετός*, fever; *γένεσις*, origin]. The origin and progress of fever.

**Pyretogenic** (*pi-ret-o-jen'-ik*) [*πυρετός*, fever; *γεννᾶν*, to produce]. Causing or producing fever.

**Pyretogenin** (*pi-ret-oh'-en-in*) [*πυρετός*, fever; *γεννᾶν*, to produce]. A substance (probably a ptomain) formed by microorganisms. Its composition is unknown. It has the property of producing fever when inoculated into animals.

**Pyretogenous** (*pi-ret-oh'-en-us*). Synonym of *Pyretogenic*.

**Pyretography** (*pi-ret-oh'-ra-fe*) [*πυρετός*, fever; *γράφειν*, to write]. A treatise on fevers.

**Pyretology** (*pi-ret-oh'-o-je*) [*πυρετός*, fever; *λόγος*, treatise]. The science of the nature and characteristics of fevers.

**Pyretophthalmia** (*pi-ret-off-thal'-me-ah*) [*πυρετός*, fever; *ὀφθαλμός*, eye]. 1. Ophthalmia caused by a febrile disease. 2. A febrile affection complicated by ophthalmia.

**Pyretorthopnea** (*pi-ret-or-thop-ne'-ah*) [*πυρετός*, fever; *ὀρθός*, straight; *πνοή*, breath]. Orthopnea attended with fever.

**Pyrexia** (*pi-reks'-e-ah*) [*πύρεξις*, fever]. Elevation of temperature above the normal. Fever.

**Pyrexial, Pyrexia** (*pi-reks'-e-ah*, *pi-reks'-ik*) [*πύρεξις*, fever]. Pertaining to pyrexia. **P. Tincture**. See *Warburg's Tincture*.

**Pyrexialis, Tinctura** (*pi-reks'-e-a'-lis*). See *Warburg's Tincture*.

**Pyrexia** (*pi-reks'-e*). Same as *Pyrexia*.

**Pyrgocephaly** (*pir-go-sef'-al-e*) [*πύργος*, tower; *κεφαλή*, head]. The condition in which the vertex rises as an eminence above the level of the skull.

**Pyria** (*pi'-re-ah*) [*πῦρ*, fire]. Hot bath, vapor-bath; hot fomentation.

**Pyriastes** (*pir-e-as'-tēz*). Synonym of *Colostrum*.

**Pyridin** (*pi'-rid-in*) [*πῦρ*, fire],  $C_5H_5N$ . An alkaloid, prepared from bone-oil, and also obtained from all the pyridin-carboxylic acids on distillation with lime. It is a pungent-smelling liquid, miscible with water, of sp. gr. 1.0033 at 0° C. and boiling at 114.8° C. It is useful in allaying asthmatic paroxysms. Dose gtt. vj-xv; by inhalation, f3j-f3iss. Unofficial.

**Pyriiform** (*pi'-rif-orm*) [*pyrus*, pear; *forma*, a form]. Pear-shaped. **Pyriiformis Muscle**. See *Muscles, Table of*.

**Pyrimania** (*pi-rim-a'-ne-ah*). Synonym of *Pyromania*.

**Pyrites** (*pi'-rit-ēz*) [*πυρίτης*, flint]. Either of the common sulphids of iron, pyrite and marcasite. **P., Arsenical, pyrites** occurring as a mixture of several sulphids of arsenic. **P., Iron**, the ordinary pyrites.

**Pyro-** (*pi'-ro-*) [*πῦρ*, fire]. A prefix signifying connection with or relation to fire, or heat.

**Pyro-acetic** (*pi-ro-as-e'-tik*) [*πῦρ*, fire; *acetum*, acid]. Pertaining to or obtained from acetic acid by the action of heat. **P. Spirit**. Synonym of *Acetone*.

**Pyro-acid** (*pi-ro-as'-id*) [*πῦρ*, fire; *acidus*, acid]. A product obtained by subjecting certain organic acids to heat.

**Pyroantimonic Acid** (*pi-ro-an-tim-o'-nik*). See *Pyrantimonic Acid*.

**Pyroarsenic Acid** (*pi-ro-ar-sen'-ik*) [*πῦρ*, fire; *arsenicum*, arsenic],  $H_4As_2O_7$ . A tetrabasic acid produced when arsenic is heated to 180° C.

**Pyroboric Acid** (*pi-ro-bo'-rik*) [*πῦρ*, fire; *boron*],  $H_2B_2O_6$ . A dibasic acid produced by heating boric acid.

**Pyrocatechic Acid** (*pi-ro-kat'-e-chik*). Synonym of *Pyrocatechin*.

**Pyrocatechin** (*pi-ro-kat-e'-chin*) [*πῦρ*, fire; *catechu*],  $C_6H_4(OH)_2 = C_6H_6O_2$ . *Catechol*; a substance first obtained in the distillation of catechin (the juice of *Mimosa catechu*). It is formed by the dry distillation

of proto-catechuic acid. It crystallizes in short rhombic prisms and sublimes in shining leaflets; is soluble in water, alcohol, and ether; melts at 104° C. and boils at 245° C. Its alkaline solutions turn black on exposure to air. It is an antipyretic. Dose gr. j-ij.

**Pyrocatechinic Acid, Pyrocatechuic Acid** (*pi-ro-kat-e-chin'-ik*, *pi-ro-kat-e-chu'-ik*). Synonyms of *Pyrocatechin*.

**Pyrocitric Acid** (*pi-ro-sit'-rik*) [*πῦρ*, fire; *citrus*, lemon]. An acid formed from citric acid by distillation. The term includes several acids.

**Pyrocoll** (*pi'-ro-kol*) [*πῦρ*, fire; *κόλλα*, glue]. 1. The amid anhydride of carbopyrrollic acid. It crystallizes in yellow leaflets, melting at about 265° C. 2.  $C_{10}H_8N_2O_2$ . A substance obtained in the dry distillation of gelatin.

**Pyrocomane** (*pi-ro-ko'-mān*). See *Pyrone*.

**Pyrodextrin** (*pi-ro-deks'-trin*) [*πῦρ*, fire; *dexter*, right],  $C_{48}H_{14}O_{37}$ . A brownish solid resulting from the action of heat upon dextrin.

**Pyrodin** (*pi'-ro-din*) [*πῦρ*, fire],  $C_6H_5.C_2H_3O.N_2H_2$ . Acetyl-phenyl-hydrazin. A white, sparingly soluble powder, a powerful antipyretic. Dose  $\frac{1}{2}$  to 4 grains.

**Pyrogallate** (*pi-ro-gal'-at*) [*πῦρ*, fire; *galla*, galls]. A salt of pyrogallic acid.

**Pyrogallic Acid** (*pi-ro-gal'-ik*). See *Acid*.

**Pyrogallocarbonic Acid** (*pi'-ro-gal'-o-kar-bon'-ik*) [*πῦρ*, fire; *galla*, galls; *carbon*, carbon]. A substance prepared by heating pyrogallic acid with a five per cent. solution of sodium carbonate, and dissolving the product in cold strong sulphuric acid. It is used as a delicate test for nitric acid.

**Pyrogallol** (*pi-ro-gal'-ol*) [*πῦρ*, fire; *galla*, galls],  $C_6H_3(OH)_3$ . *Pyrogallic acid*; a phenol derivative produced by the action of heat on gallic acid. It occurs in long, flattened prisms, colorless, bitter to taste, soluble in water, alcohol, and ether. It will affect the blood and produce hemoglobinuria. It is a powerful reducing agent. It is used as a local application in dermatology.

**Pyrogen** (*pi'-ro-jen*) [*πῦρ*, fire; *γεννᾶν*, to produce]. 1. A substance capable of producing fever. 2. The electric fluid.

**Pyrogenesia, Pyrogenesis** (*pi-ro-jen-e'-ze-ah*, *pi-ro-jen'-es-īs*) [*πῦρ*, fire; *γένεσις*, origin]. The production of heat or fever.

**Pyrogenetic, Pyrogenic** (*pi-ro-jen-et'-ik*, *pi-ro-jen'-ik*) [*πῦρ*, fire; *γεννᾶν*, to produce]. Producing heat or fever.

**Pyrogenic** (*pi-ro-jen'-ik*) [*πῦρ*, fire; *γεννᾶν*, to produce]. Producing fever.

**Pyrogenous** (*pi-roj'-en-us*) [*πῦρ*, fire; *γεννᾶν*, to produce]. Produced by heat.

**Pyroglucic Acid** (*pi-ro-glut'-sik*). Synonym of *Pyrodextrin*.

**Pyroglycin** (*pi-ro-gli'-sin*). Synonym of *Metaglycerin*.

**Pyroguaiac Acid** (*pi-ro-gwā'-ak'-ik*). Synonym of *Guaiacal*.

**Pyroleum** (*pi-ro'-le-um*) [*πῦρ*, fire; *oleum*, oil]. 1. Petroleum. 2. An oil produced by dry distillation.

**Pyroligneous** (*pi-ro-lig'-ne-us*) [*πῦρ*, fire; *lignum*, wood]. Pertaining to the destructive distillation of wood. **P. Acid**, wood-vinegar. See *Acid, Pyroligneous*. **P. Alcohol, P. Spirit**. Synonym of *Methylalcohol*. **P. Vinegar**. Synonym of *Acid, Pyroligneous*.

**Pyrolithic Acid** (*pi-ro-lith'-ik*). Synonym of *Acid, Cyanuric*.

**Pyrology** (*pi-rol'-o-je*) [*πῦρ*, fire; *λόγος*, science]. A study of the application of heat, especially with reference to surgical processes.



**Pyrolusite** (*pi-ro-lu'-sit*) [*πῦρ*, fire; *λούσις*, a washing]. Native manganese dioxide.

**Pyrolysis** (*pi-rol'-is-is*) [*πῦρ*, fire; *λύσις*, solution]. Decomposition by means of heat.

**Pyrolytic** (*pi-ro-lit'-ik*) [*πῦρ*, fire; *λύειν*, to dissolve]. Pertaining to pyrolysis.

**Pyromania** (*pi-ro-ma'-ne-ah*) [*πῦρ*, fire; *μανία*, madness]. A form of moral insanity which actuates incendiarism.

**Pyromaniac** (*pi-ro-ma'-ne-ak*) [*πῦρ*, fire; *μανία*, madness]. One affected with pyromania.

**Pyromeconic Acid** (*pi-ro-me-kon'-ik*) [*πῦρ*, fire; *meconic*].  $C_5H_4O_3$ . A crystalline acid obtained by the dry distillation of meconic acid.

**Pyromel** (*pi'-ro-mel*) [*πῦρ*, fire; *mel*, honey]. Molasses.

**Pyromellitic Acid** (*pi-ro-mel-it'-ik*). See *Acid*.

**Pyrometamorphism** (*pi-ro-met-am-orf'-izm*) [*πῦρ*, fire; metamorphism]. Metamorphism resulting from the action of heat.

**Pyrometer** (*pi-rom'-et-er*) [*πῦρ*, fire; *μέτρον*, measure]. An instrument for measuring the intensity of heat of too high a degree to be estimated by the ordinary thermometer. **P.**, **Optic**. A photometer used as a pyrometer, on the principle that the luminosity of a body is proportionate to its temperature.

**Pyrometric** (*pi-ro-met'-rik*) [*πῦρ*, fire; *μέτρον*, measure]. Pertaining to the pyrometer.

**Pyronaphtha** (*pi-ro-naf'-thah*). See *Burning Oil*.

**Pyrone** (*pi'-ron*) [*πῦρ*, fire],  $C_5H_4O_2$ . *Pyrocomane*; a substance formed when comanic and chelidonic acids are heated to 250° C. It is a neutral solid readily soluble in water; it melts at 32.5° C., and boils at about 315° C.

**Pyropemphigus** (*pi-ro-pem'-fig-us*) [*πῦρ*, fire; *πέμφιξ*, pemphigus]. Pemphigus attended with fever.

**Pyrophlyctis syriaca**. Synonym of *Aleppo Boil*.

**Pyrophobia** (*pi-ro-fō'-be-ah*) [*πῦρ*, fire; *φόβος*, dread]. Morbid dread of fire.

**Pyrophosphate** (*pi-ro-fos'-fat*) [*πῦρ*, fire; *φοσφορος*, phosphorus]. A salt of pyrophosphoric acid.

**Pyrophosphoric Acid** (*pi-ro-fos-for'-ik*). See *Acid*.

**Pyroptothymia** (*pi-ro-p-to-thi'-me-ah*) [*πῦρ*, fire; *πτοειν*, to terrify; *θυμός*, mind]. A form of insanity in which the person imagines himself enveloped in flame.

**Pyropuncture** (*pi-ro-pungk'-tūr*) [*πῦρ*, fire; *punctura*, puncture]. Puncturing with hot needles.

**Pyroscope** (*pi'-ro-skōp*) [*πῦρ*, fire; *σκοπεῖν*, to examine]. An instrument employed in determining the intensity of thermal radiation.

**Pyrosin** (*pi'-ro-sin*). Same as *Erythrosin*.

**Pyrosis** (*pi-ro'-sis*) [*πῦρ*, fire]. An affection of the stomach characterized by a burning sensation, accompanied by eructations of an acid, irritating fluid. "Heartburn." **P.**, **Oatmeal**. See *Oatmeal Pyrosis*.

**Pyrosphyre** (*pi'-ro-sfir*) [*πῦρ*, fire; *σφύρα*, hammer]. Same as *Moxosphyra*.

**Pyrosulphuric Acid** (*pi-ro-sul-fu'-rik*) [*πῦρ*, fire; *sulphur*],  $H_2S_2O_7$ . A fuming crystalline body prepared by crystallization from cold Nordhausen sulphuric acid.

**Pyrotartaric Acid** (*pi-ro-tar-tar'-ik*). See *Acid*.

**Pyrotechnia** (*pi-ro-tek'-ne-ah*) [*πῦρ*, fire; *τέχνη*, art]. The scientific application of heat. **P. chirurgica**, the employment of fire in surgical procedures.

**Pyrothonid** (*pi-ro-tho'-o-nid*) [*πῦρ*, fire]. A tarry substance resulting from the imperfect combustion of hemp, cotton, and linen.

**Pyrotic** (*pi-ro'-ik*) [*πῦρ*, fire]. 1. Having the property of inflammability. 2. Caustic.

**Pyrotoxic** (*pi-ro-toks'-ik*) [*πῦρ*, fire; *τοξικός*, poison]. A caustic poison.

**Pyrotoxin** (*pi-ro-toks'-in*) [*πῦρ*, fire; *τοξικον*, poison].

A toxic agent generated in the course of the febrile process.

**Pyroauric Acid** (*pi-ro-u'-rik*). See *Acid*, *Cyanuric*.

**Pyrovinic Acid** (*pi-ro-vin'-ik*). See *Acid*, *Pyroglutaric*.

**Pyroxanthin** (*pi-ro-zan'-thin*) [*πῦρ*, fire; *ξανθός*, yellow]. A crystalline substance found in crude wood-spirit.

**Pyroxylic** (*pi-roks-il'-ik*) [*πῦρ*, fire; *ξύλον*, wood]. Obtained by distilling wood. **P. Spirit**, methyllic alcohol, a product of the distillation of wood. It is also called *wood-spirit* and *wood-alcohol*.

**Pyroxylin, Pyroxylinum** (*pi-roks-il-in*, *pi-roks-il-i-num*) [*πῦρ*, fire; *ξύλον*, wood; gen., *Pyroxylini*]. Gun-cotton. Ordinary cotton fiber treated with strong fuming nitric acid, the cellulose,  $C_6H_{10}O_5$ , being changed to trinitro-cellulose,  $C_6H_7O_5(NO_2)_3$ . It is soluble in ether, and is highly explosive by percussion. **Collodium**, contains pyroxylin 4, ether 70, alcohol 26. Solution should be complete. **C. cum cantharide** (**C. desiccans**, **B. P.**), flexible collodion 85, cantharides 60, chloroform, q. s. **C. flexile**, flexible collodion contains collodion 92, Canada turpentine 5, castor-oil 3 parts. **C. stypticum**, styptic collodion, tannic acid 2, alcohol 5, ether 25, collodion q. s. ad. 100.

**Pyrozone** (*pi'-ro-zōn*) [*πῦρ*, fire; *ozone*]. A rapidly acting antiseptic, containing 3 per cent. of  $H_2O_2$  in water. It may be employed either internally or externally without danger of toxic effects. It decomposes pus with rapidity, causing effervescence. **Unof**.

**Pyrrhol, Pyrrol** (*pi'-rol*) [*πῦρ*, fire; *oleum*, oil],  $C_4H_5$  (NH). A liquid first found in coal-tar and bone-oil. It is produced by the distillation of ammonium saccharate or mucate, or upon heating glycerol to 200° C. It is a colorless liquid, with an odor like that of chloroform. It becomes brown on exposure, and boils at 131° C.; it has a sp. gr., 0.9752 at 12.5° C.; it is but slightly soluble in water. **P. Red**,  $C_{12}H_{14}N_2O$ , a reddish powder obtained by treating pyrrhol with a strong acid.

**Pyrrolidin** (*pi-rol'-id-in*) [*πῦρ*, fire; *oleum*, oil],  $C_4H_9N$ . A substance formed by the action of sodium upon succinimide dissolved in absolute alcohol.

**Pyrrolin** (*pi'-rol-in*) [*πῦρ*, fire; *oleum*, oil],  $C_4H_6NH$ . An oily liquid formed when pyrrhol is digested with zinc dust and acetic acid. It is readily soluble in water, and boils at 91° C.

**Pyruric Acid** (*pi-ru'-rik*). Synonym of *Acid*, *Cyanuric*. **Pyrus** (*pi'-rus*) [L., a pear-tree]. A genus of the *Pomaceæ*, including the apple (*Malus*), the pear (*P. communis*, and other species) and others.

**Pyruvic Acid** (*pi-ru'-vik*). See *Acid*.

**Pyruvil** (*pi-ru'-vil*) [*πῦρ*, fire; *οὔρον*, urine],  $C_5H_8N_2O_3$ . A substance formed from urea and pyroracetic acid.

**Pythogenesis** (*pi-tho-jen'-es-is*) [*πύθειν*, to rot; *γένεσις*, genesis]. Production by means of filth.

**Pythogenic** (*pi-tho-jen'-ik*) [*πύθειν*, to rot; *γεννᾶν*, to produce]. Arising from decomposing matter. **P. Fever**. Synonym of *Typhoid Fever*. **P. Pneumonia**. See *Pneumonia*.

**Pytia** (*pi'-she-ah*). Synonym of *Colostrum*.

**Pyuria** (*pi'-u-re-ah*) [*πύον*, pus; *οὔρον*, the urine]. Pus in the urine.

**Pyxidate** (*piks'-id-āt*) [*πυξίς*, a box]. Resembling a *pyxidium*, or bearing *pyxidia*; furnished with a lid.

**Pyxidium** (*piks-id'-e-um*) [dim. of *πυξίς*, a box: *πλ.*, *Pyxidia*]. In biology, a capsule which dehisces along a circular transverse line, so that the upper part comes off like a lid; also called a *pyxis*.

**Pyxinin** (*piks'-in-in*) [*πυξίς*, a box]. A characteristic chemie substance found by Frenzel in the gregarina *Pyxina*.

## Q

**Q. S.** Abbreviation of *quantum sufficit*—as much as suffices.

**Qinbil** (*kin'-bil*) [Arab.]. See *Kamala*.

**Quack** (*kwak'*) [ME., *quakken*, to quack]. One who practises quackery; a pretender to medical skill. **Q.-salver**, a quack, or mountebank; a peddler of his own medicines and salves. See *Mountebank*.

**Quackery** (*kwak'-er-ē*) [ME., *quakken*, to quack]. The pretence of medical knowledge, skill, or success, by one without either. Medical charlatanism.

**Quackism** (*kwak'-izm*) [ME., *quakken*, to quack]. The practice of quackery.

**Quadrangular** (*kwod-rang'-gu-lar*) [*quadrangulum*, a four-cornered figure]. Having four angles. Applied especially to a lobe of the cerebellum.

**Quadrant** (*kwod'-rant*) [*quadratus*, squared]. The fourth part of a circle, subtending an angle of 90 degrees. **Q. of Wilder**, such an area of the ventral aspect of the crus cerebri in the cat.

**Quadrate** (*kwod'-rāt*) [*quadratus*, square]. 1. Square; four-sided. 2. In biology, the bone which in birds and reptiles articulates with the squamosal above, the mandible below, the pterygoid internally, and the quadratojugal externally. **Q. Lobule**. See *Lobule*.

**Quadratiforous** (*kwod-rat-īf'-er-us*) [*quadratus*, quadrate; *ferri*, to bear]. Having a distinct quadrate bone.

**Quadratiformis** (*kwod-rat-īf-or'-mis*). Same as *Quadratus femoris*. See *Muscles*, *Table of*.

**Quadratipronator** (*kwod-rat-īp-ro-na'-tor*). Same as *Pronator quadratus*. See *Muscles*, *Table of*.

**Quadratojugal** (*kwod-ra-to-ju'-gal*) [*quadratus*, square; *jugum*, a yoke]. Common to the quadrate and malar bones.

**Quadratmandibular** (*kwod-ra-to-man-dib'-u-lar*) [*quadratus*, quadrate; *mandible*]. Pertaining to the quadrate bone and inferior maxilla.

**Quadrapterygoid** (*kwod-ra-to-ter'-ig-oid*) [*quadratus*, quadrate; *πτερυξ*, any; *ειδος*, like]. Pertaining to the quadrate and pterygoid bones.

**Quadratosquamosal** (*kwod-ra-to-skwa-mo'-zal*) [*quadratus*, quadrate; *squama*, scale]. Pertaining to the quadrate and squamosal bones.

**Quadratum** (*kwod-ra'-tum*) [*quadra*, a square: *pl.*, *Quadrata*]. The os quadratum, or quadrate bone.

**Quadratus** (*kwod-ra'-tus*) [L.]. Squared. Having four sides. **Q. Muscle**. See *Muscles*, *Table of*.

**Quadraricular** (*kwod-ratw-rik'-u-lar*) [*quadri*, four; *auricula*, auricle]. In biology, having four auricles, as the heart of certain cephalopods (*Nautilus*).

**Quadri-** (*kwod'-re-*) [L.]. A prefix used to denote four, or four times.

**Quadrarticulate** (*kwod-re-ar-tik'-u-lāt*) [*quadri*, four; *articulare*, to divide into single joints]. Possessing four articulations or joints.

**Quadrabasic** (*kwod-rib-a'-zik*) [*quadri*, four; *basis*, base]. In chemistry, applied to an acid having four replaceable hydrogen atoms.

**Quadracapsular** (*kwod-re-kap'-su-lar*) [*quadri*, four; *capsula*, capsule]. In biology, having four capsules.

**Quadracarinate** (*kwod-re-kar'-in-āt*) [*quadri*, four; *carina*, keel]. In biology, applied to such insects or other animals as possess four ridges or keel-like structures.

**Quadracellular** (*kwod-ris-el'-u-lar*) [*quadri*, four; *cellula*, little cell]. Having four cells.

**Quadriceps** (*kwod'-ris-eps*). See *Muscles*, *Table of*.

**Quadriliciliate** (*kwod-ris-il'-e-āt*) [*quadri*, four; *cilium*, an eyelash]. In biology, having four cilia or flagella.

**Quadricepital** (*kwod-ris-īp'-it-al*) [*quadri*, four; *caput*, head]. Having four heads, as a muscle.

**Quadricorn** (*kwod'-rik-orn*) [*quadri*, four; *cornu*, horn]. In biology, having four horns or horn-like structures.

**Quadriconous** (*kwod-rik-or'-nus*). Same as *Quadriconus*.

**Quadricepitate** (*kwod-rik-os'-tāt*) [*quadri*, four; *costa*, rib]. In biology, having four costae.

**Quadricepsidate** (*kwod-rik-us'-pid-āt*) [*quadri*, four; *cusps*, a point]. Having four cusps, as a tooth.

**Quadridentate** (*kwod-rid-en'-tāt*) [*quadri*, four; *dens*, a tooth]. Having four teeth or tooth-like parts.

**Quadrigitate** (*kwod-rid-ij'-it-āt*) [*quadri*, four; *digitus*, a digit]. Having four digits.

**Quadrid** (*kwod'-rif-id*) [*quadri*, four; *findere*, to cleave]. Four-cleft.

**Quadrifocal** (*kwod-rif-o'-kal*) [*quadri*, four; *focus*, a focus]. Having four foci.

**Quadrifoliate** (*kwod-rif-o'-le-āt*) [*quadri*, four; *folium*, leaf]. With four leaves.

**Quadrifoliolate** (*kwod-rif-o'-le-o-lāt*) [*quadri*, four; *foliolus*, leaflet]. In biology, having four leaflets or folioles.

**Quadrifurcate** (*kwod-rif-ir'-kāt*) [*quadri*, four; *furca*, fork]. In biology, having four branches or subdivisions, doubly bifurcate.

**Quadrigenial** (*kwod-rīj-em'-in-al*) [*quadrigeninus*, fourfold]. Fourfold. Pertaining to the corpora quadrigenina. **Q. Bodies**. See *Corpora quadrigenina*.

**Quadrigenimate** (*kwod-rīj-em'-in-āt*) [*quadri*, four; *geminus*, twin born]. In biology, growing in fours, as *Sarcina*.

**Quadrigeninous** (*kwod-rīj-em'-in-us*) [*quadrigeninus*, four-fold]. Pertaining to the corpora quadrigenina.

**Quadriglandular** (*kwod-rig-lan'-du-lar*) [*quadri*, four; *glans*, gland]. Having four glands.

**Quadrjugate** (*kwod-rīj-u'-gāt*, *kwod-rīj'-u-gāt*). In biology, having four pairs of leaflets.

**Quadrilaminar**, **Quadrilaminatē** (*kwod-ril-am'-in-ar*, *kwod-ril-am'-in-āt*) [*quadri*, four; *lamina*, a thin plate]. Four-layered.

**Quadrilateral** (*kwod-ril-at'-er-al*) [*quadri*, four; *latus*, a side]. Having four sides.

**Quadrilobate** (*kwod-ril-o'-bāt*) [*quadri*, four; *lobus*, lobe]. In biology, having four lobes.

**Quadrilobular** (*kwod-ril-ob'-u-lar*) [*quadri*, four; *lobus*, lobe]. Having four lobes. **Q. Brain**, a double brain, or a brain with four hemispheres; a rare form of cerebral deformity.

**Quadrilocular** (*kwod-ril-ok'-u-lar*) [*quadri*, four; *loculus*, a cell]. In biology, having four cells or compartments, as the ovary of a flower, or the heart of a bird or mammal.

**Quadriloculate** (*kwod-ril-ok'-u-lāt*). Same as *Quadrilocular*.

**Quadrimebral** (*kwod-rim-em'-bral*) [*quadri*, four; *membrum*, a limb]. In biology, having four limbs.

**Quadrinucleate** (*kwod-rin-u'-kle-āt*) [*quadri*, four; *nucleus*, a nucleus]. In biology, having four nuclei.

**Quadripara** (*kwod-rīp'-ar-ah*) [*quadri*, four; *parere*, to bear]. A woman who is bearing, or has borne, her fourth child, or has had her fourth confinement.

**Quadrifarous** (*kwod-rīp'-ar-us*) [*quadri*, four; *parere*, to bring forth]. Pertaining to a quadripara, or to a fourth confinement.



**Quadripartite** (*kwo-d-rip-ar'-fit*) [*quadri*, four; *partire*, to divide]. In biology, divided into four parts.

**Quadrupennate** (*kwo-d-rip-en'-at*) [*quadri*, four; *penna*, wing]. In biology, having four functional wings.

**Quadriphyllous** (*kwo-d-rif-il'-us*) [*quadri*, four; *φύλλον*, leaf]. In biology, having four leaves.

**Quadrupulmonary** (*kwo-d-rip-ul'-mo-na-re*) [*quadri*, four; *pulmon*, lung]. In biology, applied to such spiders as have four pulmonary sacs.

**Quadriradiate** (*kwo-d-re-ra'-de-at*) [*quadri*, four; *radius*, ray]. In biology, four-rayed.

**Quadriseptate** (*kwo-d-ris-ep'-tāt*) [*quadri*, four; *septum*, a partition]. In biology, having four septa.

**Quadriserieal** (*kwo-d-ris-el'-re-al*) [*quadri*, four; *series*, a row]. In biology, arranged in four rows or series; tetrastichous.

**Quadrisetose** (*kwo-d-ris-el'-tōz*) [*quadri*, four; *seta*, seta, a bristle]. In biology, having four setæ, or bristles.

**Quadrspirial** (*kwo-d-ris-pi'-ral*) [*quadri*, four; *spira*, coil]. In biology, having four spirals.

**Quadrissulcate** (*kwo-d-ris-ul'-kāt*) [*quadri*, four; *sulcus*, a furrow]. In biology, having four grooves, or furrows.

**Quadrituberculate** (*kwo-d-rit-u-ber'-ku-lāt*) [*quadri*, four; *tuberculum*, tubercle]. Having four tubercles.

**Quadrivariate** (*kwo-d-re-u'-rāt*) [*quadri*, four; *οὔρον*, urine]. A term applied to the mixed urates of the lateritious deposits of urine.

**Quadrivalent** (*kwo-d-riv'-al-ent*) [*quadri*, four; *valens*, power]. Having a quadruple chemic valence; having a combining power equivalent to that of four hydrogen atoms.

**Quadrivalvular** (*kwo-d-riv-al'-vu-lar*) [*quadri*, four; *valva*, a valve]. In biology, having four valves, as certain pericarpa.

**Quadrivoltine** (*kwo-d-riv-ol'-tin*) [*quadri*, four; *volla*, turn, time]. Applied to such silkworms as yield four crops of cocoons a year.

**Quadroom**. See *Mulatto*.

**Quadrumania** (*kwo-d-ru'-man-ah*) [*quadri*, four; *manus*, a hand]. Formerly, an order of mammalia, including monkeys, apes, etc. The term is now mostly used merely as a descriptive word.

**Quadrumanous** (*kwo-d-ru'-mān-us*) [*quadri*, four; *manus*, hand]. Having four hands. Pertaining to the *Quadrumania*.

**Quadruped** (*kwo-d-ru-ped*) [*quadri*, four; *pes*, foot]. In biology, having four ambulatory limbs, as distinguished from *aliped* and *biped*. Cf. *quadrumanous*.

**Quadruple** (*kwo-d-ru-pl*) [*quadruplare*, to make four-fold]. Four-fold.

**Quadruplet** (*kwo-d-rit-plet*) [*quadruplare*, to make four-fold]. Any one of four children brought forth at one birth.

**Quain's Fatty Heart**. That form of fatty heart in which the muscular fiber is replaced by fatty tissue. See *Diseases*, Table of.

**Quaker Button**. A popular name for *Nux Vomica*.

**Qualitative** (*kwo-d-it-a-tiv*) [*qualitas*]. Pertaining to quality. **Q. Analysis**. See *Analysis*.

**Qualitive** (*kwo-d-it-iv*). See *Qualitative*.

**Quantation** (*kwo-d-ta'-shun*) [*quantus*, how great]. The determination of quantity, or volume, as in observations regarding specific gravity.

**Quantitative** (*kwo-d-tit-a-tiv*) [*quantus*, how much]. Pertaining to quantity. **Q. Analysis**. See *Analysis*.

**Quantitive** (*kwo-d-tit-iv*). Same as *Quantitative*.

**Quantivalence** (*kwo-d-tiv'-al-ens*) [*quantus*, how much; *valere*, to be able]. The chemic strength of an element or radicle expressed in terms of the number of atoms of hydrogen with which it will unite. *Univalent*

or *monad* atoms, as chlorine, Cl-, are saturated with one atom. *Bivalent* or *dyad* atoms, as oxygen, -O-, require two. *Trivalent* or *triad* atoms, as Boron,

—B—, take three. *Tetravalent* or *tetrad* atoms, as carbon, —C—, take four, etc. Nitrogen is a *pentad*, and sulphur a *hexad*.

**Quarantine** (*kwo-r'-an-tēn*) [*It.*, *quaranta*, forty]. The time (formerly forty days) during which a vessel from ports infected with contagious or epidemic diseases is required by law to remain outside the port of its destination, as a safeguard against the spreading of such disease. Also, the place of detention. **Q., Land**, the isolation of a person or district on land for similar purposes. **Q. Period**, the length of time required to insure immunity after exposure, or the length of time necessary after an attack, to render the disease innocuous.

**Quart** (*kwo-r*) [*quartus*, fourth]. The fourth part of a gallon.

**Quartan** (*kwo-r'-tan*) [*quartus*, fourth]. Recurring on the fourth day (both days of occurrence being reckoned). A form of intermittent fever, the paroxysms of which occur every fourth day. **Q., Double**, milder and severer paroxysms occurring alternately, with a day between,—a severe one the first day, a milder one the second, then a free day, followed by a severe paroxysm on the fourth day.

**Quarter-crack**. In farriery, a fissure of the hoof on the inner side of the fore-foot of a horse.

**Quarter-evil** (*kwo-r'-ter-el'-vil*). An infectious disease of cattle, prevalent during the summer months, and characterized by the appearance of irregular emphysematous swellings of the subcutaneous tissue and muscles, especially over the quarters, hence the name; it is also called—*Symptomatic Anthrax*, *Black-Leg*. *Fr.*, "Charbon symptomatique." *Ger.*, *Rauschbrand*. See *Bacillus chauvæi*, Bollinger and Feser, under *Bacteria*, *Synonymic Table* of, and also *Black-leg*.

**Quarteroon, Quarteronne** (*kwo-r-ter-oon'*). See *Mulatto*.

**Quartine** (*kwo-r'-tin*) [*quartus*, fourth]. In biology, a fourth integument, counting from the outside.

**Quartipara** (*kwo-r-tip'-ar-ah*) [*quartus*, fourth; *parere*, to bring forth]. A woman in her fourth pregnancy.

**Quartz** (*kwo-rts*). See *Silica*.

**Quassation** (*kwas-a'-shun*) [*quassatio*, a shaking or shattering]. The reduction of barks, roots, and other drugs to morsels in preparation for further pharmaceutical treatment; cassation.

**Quassia** (*kwo-sh'-e-ah*) [after *Quassi*, a negro slave in Surinam]. 1. The wood of *Picræna excelsa*, native to the W. Indies and other tropical regions. It is a bitter stomachic tonic. Dose gr. xx-xxx. **Q.-cup**, a cup made of quassia wood, called also *bitter-cup*, from which water may be drunk, the bitter principles becoming dissolved in the water. **Q., Ext.** Its properties are due to a bitter principle, quassin, C<sub>31</sub>H<sub>40</sub>O<sub>9</sub>. Dose gr. j-ijj. **Q., Fld. Ext.** Dose ʒ ss-j. **Q., Infus.**, quassia chips ʒj, water ʒ x. Dose ʒj-ijj. **Q., Tinct.**, 10 per cent. in strength. Dose ʒ v-ʒ j. 2. Originally, as still in France and Germany, the wood of *Quassia amara* was the official quassia; the therapeutic properties of this tree and its wood are much the same as those of the ordinary quassia of commerce.

**Quassin** (*kwo-s'-in*) [after *Quassi*, a negro slave in Surinam]. The active principle of quassia.

**Quaternary** (*kwa-ter'-na-re*) [*quaterni*, four each]. Consisting of four. **Q. Union or Structure**, an old

chemic term denoting union of four elements, as in fibrin or gelatin.

**Quaternate** (*kwa-t'er'-nat*) [*quaterni*, four each]. In biology, made up of four parts, as leaflets.

**Quatrefages, Angle of.** See *Angle*.

**Quatuor** (*kwa't'-u-or*) [L.]. Four. **Q. Pills** [*Pilulae Quatuor*, N. F.]. The *pilula ferri et quiniæ compositæ*, made up of four ingredients, iron sulphate, quinin, aloes, and nux vomica.

**Queasy** (*kwe'-ze*) [ME., *quaysy*, causing a feeling of nausea]. Nauseated; inclined to vomit. [Colloquial.]

**Quebrachin** (*ke-brah'-kin*) [contr. from Pg. *quebrachacho*, "ax-breaker."]. An alkaloid of *Quebracho*. It occurs in colorless crystals, which become yellow in the light.

**Quebracho** (*ke-brah'-ko*) [contr. from Pg. *quebrachacho*, "ax-breaker."]. The bark of *Aspidosperma quebracho*, a bitter tonic and antispasmodic. In large doses, it lowers the heart's action. It is much used in Chile as an antiperiodic. The alkaloid, *aspidospermin*,  $C_{22}H_{30}N_2O_8$ , is used in cardiac neuroses, asthma, and as an antipyretic. **Q., Ext.** Dose gr. ij-vij. **Q., Fld. Ext.** Dose  $\text{m}\nu$ - $\text{zj}$ . **Q., Tinct.**, 20 per cent. Dose  $\text{zj}$ - $\text{zss}$ . **Q., Vinum**, contains quebracho 1, alcohol 2, white wine 16 parts. Dose  $\text{zj}$ - $\text{zj}$ . All unof.

**Quebrachomin** (*ke-brah'-ko-min*) [contr. from Pg. *quebrachacho*, "ax-breaker."]. An alkaloid of *Quebracho* resembling quebrachin.

**Queen** (*kwen*) [AS. *cwæn*, a woman]. 1. The consort of a king. 2. A name applied to the pectens or mussels (*Mytilus edulis*) caught for food and bait off the southern coast of England. **Q. of the Meadow.** Also, *Spiraea ulmaria*, of Europe; the flower, leaf, and root are diuretic and astringent. Also, rarely, *Spiraea salicifolia*. **Q.'s-root.** See *Stillingia*.

**Quenuthoracoplasty** (*kwen - u - tho - rak - o - plas' - te*) [*Quenu*, a physician; *thorax*, *πλάσσειν*, to form]. Richelot's term for an operation devised by Quenu for empyema, consisting in simple section of the ribs, without resection, to favor retraction of the chest-wall.

**Quercin** (*kwer'-sin*) [*quercus*, oak],  $C_6H_6(OH)_6$ . A bitter, crystallizable carbohydrate extracted from acorns and oak-bark.

**Quercitannic Acid** (*kwer - sit - an' - ik*) [*quercus*, oak; *tannin*, tannin],  $C_{17}H_{16}O_9$ . A substance found in oak-bark, forming an amorphous yellowish-brown mass, and differing from gallotannic acid in not being convertible into gallic acid or hydrogallol. See *Oak-bark*.

**Quercite** (*kwer'-sit*) [*quercus*, oak],  $C_6H_7(OH)_5$ . A crystallizable substance, the so-called oak-sugar, or acorn-sugar, which is a sweet and optically active sugar-like carbohydrate, derivable from acorns.

**Quercitrin** (*kwer'-sit-rin*) [*quercus*, oak; *citrus*, lemon],  $C_{36}H_{38}O_{20}$ . A glucosid found in the bark of *Quercus tinctoria*, and used as a yellow dye. It consists of yellow needles or leaflets.

**Quercivorous** (*kwer-siv'-o-rus*) [*quercus*, an oak; *vorare*, to devour]. In biology, applied to insects or other organisms that feed upon the oak.

**Quercus** (*kwer'-kus*) [L.]. A genus of dicotyledonous trees. **Q. alba**, the bark of the white oak. Its properties are due to quercitannic acid, a variety of tannic acid with which its medical properties are identical. It is much used as an astringent lotion, and is commonly exhibited in a decoction of  $\text{zj}$  to the  $\text{Oj}$ . **Q. bal-lota.** See *Racahout*. **Q. bicolor**, the swamp white-oak of North America. **Q., Decoct.** (B. P.) is used as an astringent gargle. **Q. infectoria**, Dyer's oak;

Aleppo gall-oak; nut-gall oak, growing in Greece and Asia Minor, and from which the nut-gall of commerce is mainly derived. **Q. robur**, the common black-oak. The bark (*cortex*) is astringent and tonic, containing gallic acid, quercitannic acid, and a little quercite. The leaves and acorns are also used. **Q. rubra**, red oak or Champion oak of Canada and the Northern United States. **Q. suber.** See *Cork*. **Q. tinctoria** (*Angulosa*), black, or dyers' oak. **Q. virens**, American live-oak, bearing edible acorns.

**Quevenne's Iron.** See *Ferrum*.

**Quick, or Quick with Child** (*kwik*) [ME., *quik*, alive].

A term used in legal medicine to denote pregnancy.

**Q. Anatomy.** See *Vivisection*. **Q. Consumption.**

See *Galloping Consumption*. **Q.-lime**, the popular name for calcic oxid. See *Calcium*. **Q.-silver**, the popular name for mercury or hydrargyrum.

**Quicken** (*kwik'-en*) [ME., *quik*, alive]. To experience the sensation of quickening, *q. v.*

**Quickening** (*kwik'-en-ing*) [ME., *quik*, alive]. The first feelings on the part of the pregnant woman of fetal movements, occurring about the fifth month.

**Quiddany** (*kwid'-an-e*) [*cydoneum*]. An old name for a confection of quinces.

**Quiescence** (*kwi-es'-ens*) [*quiescence*, repose]. A condition of animal life approaching torpidity, but in which the animal may receive food and move slightly.

**Quiet** (*kwi'-et*) [*quies*, *quietis*]. Repose; complete rest. See *Rest-cure*. **Q.-disease**, hip-joint disease in children (sometimes destructive and always of progressive tendency), which has no strongly marked symptoms, and is often overlooked for a long time, there being in many cases little or no pain.

**Quigila** (*kwig'-il-ah*). Synonym of *Ainlum*.

**Quill** (*kwil*) [ME., *quille*, a quill]. The tube, barrel, calamus, or hollow shaft of a feather, principally of the domestic goose; it has a limited use in surgery.

**Q.-suture.** See *Suture*.

**Quillaic Acid** (*kwil'-al-ik*). See *Acid*.

**Quillain** (*kwil'-al-in*). See *Saponin*.

**Quillaja** (*kwil'-a-yah*) [Chilean, *quillai*, hair]. A genus of rosaceous trees, including *Soap-bark*, the inner bark of *Q. saponaria*, indigenous to the Andes. Its properties are due to a glucosid, saponin,  $C_{32}H_{54}O_{18}$ . It is a sternutatory, irritant to the mucous membranes, and an expectorant. Dose of a 5:200 decoction  $\text{zj}$ -ij.

**Quiltor** (*kwil'-tor*). See *Quiltor*.

**Quinaldin** (*kwil'-al'-din*),  $C_{10}H_9N$ . *Methyl-quinolin*; formed by digesting anilin with paraldehyd and HCl. It is a liquid with a faint odor resembling that of quinolin, and boils at  $238^\circ\text{C}$ .

**Quinaldinic Acid** (*kwil'-al-din'-ik*). See *Acid*.

**Quinamicin** (*kwil'-am'-is-in*) [*quinamin*, an arbitrary form]. An artificial alkaloid,  $C_{19}H_{24}N_2O_2$ , obtained from quinamin.

**Quinamidin** (*kwil'-am'-id-in*). An isomer of *Quinamicin*.

**Quinamin** (*kwil'-am-in*) [Sp., *quina*, bark; *amin*],  $C_{19}H_{24}N_2O_2$ . An alkaloid of the *Cinchonas*.

**Quinary** (*kwil'-a-re*) [*quinary*, containing five]. Divided into five parts.

**Quinate** (*kwil'-at*) [*quini*, five each]. Applied to a palmately compound leaf with five leaflets.

**Quince** (*quins*). See *Scrofula*. **Q.-seed.** See *Cydonium*.

**Quincke's Capillary Pulse.** Capillary pulsation with a marked blanching of the finger nails at each diastole of the heart; a symptom of aortic insufficiency. **Q.'s Disease.** See *Urticaria adematosa*, and *Diseases*, *Table of*. **Q.'s Puncture**, puncture of the spinal canal for withdrawal of cerebrospinal fluid in hydrocephalus.

**Quincuncial** (*kwil - kun' - she - al*) [*quincunx*, five-twelfths]. In biology, applied to that form of



estivation in which there are five leaves, two outside, two inside, and one with one edge outside and the other inside. Also five-ranked.

**Quincunx** (*kwin'-kingks*) [*quinque*, five; *uncia*, a twelfth part]. In biology, an arrangement of five parts, or objects, in a square with the odd one in the center, *i. e.*, :

**Quinetum** (*kwi-ne'-tum*) [Sp. *quina*, bark]. *Cinchona febrifuga*; the mixed alkaloids from red cinchona bark used as a cheap febrifuge in India. Dose gr. j-v.

**Quinic** (*kwin'-ik*) [Sp., *quina*, bark]. Pertaining to quinin. **Q. Fever**, febrile symptoms, with an eruption; it occurs among workmen making quinin.

**Quinidin** (*kwin'-is-in*) [Sp., *quina*, bark]. One of the constituents of *chinoisin*.

**Quinidin** (*kwin'-id-in*). See *Quinidina*.

**Quinidina** (*kwin-id-i'-nah*) [Sp., *quina*, bark],  $C_{20}H_{24}N_2O_2$ . A cinchona alkaloid, considered by most writers to be isomeric with quinin, with which it corresponds in therapeutic effects, but it is thought to produce less unpleasant symptoms in the head. **Q., Sulph.**, ( $C_{20}H_{24}N_2O_2$ ) $_2$  $H_2SO_4 \cdot 2H_2O$ , readily soluble in acidulated water and alcohol; it is an excellent antipyretic and antiperiodic. Dose gr. j-xx or more.

**Quinin, Quinia, Quina** (*kwi'-nin, kwin'-en, or kin-en'*; *kwin'-e-ah, kwin'-i-nah*) [Sp., *quina*, bark],  $C_{20}H_{24}N_2O_2 \cdot 3H_2O$ . Quinin is a finely crystalline or amorphous white alkaloid obtained from various species of *cinchona*. It is odorless, very bitter, alkaline in reaction, and soluble in 1600 parts of cold water or 6 parts of alcohol. It is a valuable tonic, antiseptic, antipyretic, and antiperiodic. It is extremely valuable in malarial affections. Quinin and its salts are distinguished from all other alkaloids, excepting quinidin and quinicin, by the emerald-green color given to their solution by chlorin-water followed by ammonia. **Q.-bush**. See *Garrya*. **Q.-flower**, the root of *Sabbatia elliptica*, abundant in southeast U. S. It is tonic, febrifuge, and antiperiodic, and is of high repute in malarial fevers. Dose of the fld. ext. 3 ss-j. Unof. **Q., Amorphous**, an alcoholic extract of powdered calisaya bark mixed with calcium hydrate. **Beta-Q.** See *Quinidina*. **Q., Amorphous Boric**, borate of quinin. Unof. It is highly recommended, soluble, and is said to cause little congestion of the membrana tympani. **Q., Poor man's**, the seeds of *Casalsipia bonduc* and *C. bonducella*. **Q. and urea bimuriate**, a soluble salt, especially useful for hypodermic injection. **Q. bibromas**,  $C_{20}H_{24}N_2O_2 \cdot 2HBr \cdot 3H_2O$ . Dose gr. j-ijj. **Q. bisulphas**,  $C_{20}H_{24}N_2O_2 \cdot H_2SO_4 \cdot 7H_2O$ , very soluble in water. Dose gr. j-xxx. **Q. hydrobromas**,  $C_{20}H_{24}N_2O_2 \cdot HBr \cdot 2H_2O$ , best salt for hypodermic use. Dose gr. j-xx. **Q. hydrochloras**,  $C_{20}H_{24}N_2O_2 \cdot HCl \cdot 2H_2O$ , muriate of quinin, antipyretic in gr. v-x doses. **Q. hydrochlor. carbamidat.**, a compound salt of quinin and urea. Dose gr. j-ijj. Suitable for hypodermic use. **Q. lactas**,  $C_{20}H_{24}N_2O_2 \cdot C_3H_6O_3$ , very soluble. Dose gr. j-xx. **Q. salicylas**, valuable in neuralgia and rheumatic gout. Dose gr. j-vj. **Q. sulphas** ( $C_{20}H_{24}N_2O_2$ ) $_2 \cdot H_2SO_4 \cdot 7H_2O$ , soluble in hot and acidulated water. Dose gr. j-xx or xl. **Q. sulphocarbolas**. Dose gr. j-v. **Q. tannas**, tasteless, but insoluble in the stomach. Dose gr. x-xx. **Q., Tinctura, Ammoniata** (B. P.). Dose 3 ss-ij. **Q. valerianas**,  $C_{20}H_{24}N_2O_2 \cdot C_3H_{10}O_9 \cdot H_2O$ , the only salt affected by constituent acid. Dose gr. j-ijj. **Q., Vinum** (B. P.). Dose 3 ss-j.

**Quinia** (*kwin-i'-nah*). See *Quinia*.

**Quininic Acid** (*kwin-in'-ik*). See *Acid*.

**Quininism** (*kwin-en'-izm*) [Sp., *quina*, bark]. Cinchonism; the condition induced by the continued use

or by large doses of quinin. It is marked by deafness, ringing in the ears, etc.

**Quinizarin** (*kwin-iz-a'-rin*) [Sp., *quina*, bark],  $C_{14}H_8O_4$ . An isomerid of alizarin.

**Quinoa** (*ke-no'-ah*) [Peruv.]. A plant, *Chenopodium quinoa*, of Peru and Chile, where it is cultivated for its seeds, which are used as a substitute for the true cereals. The seed-husks of red quinoa are said to be antiperiodic and emetic. Unof.

**Quinodin** (*kwin'-o-din*) [Sp., *quina*, bark]. An alkaloid-like body found in the organs, tissues, and fluids of human and other animal bodies, resembling by its bluish fluorescence the sulphate of quinin. Obtained by Du Prè and Bence Jones, 1866.

**Quinoidin** (*kwin-oi'-din*). See *Chinoidinum*.

**Quinol** (*kwi'-nol*). See *Hydroquinone*.

**Quinolin** (*kwin'-o-lin*) [Sp., *quina*, bark],  $C_9H_7N$ . A substance occurring in bone-oil and coal-tar. It results when many alkaloids are distilled. It is a colorless, strongly refracting liquid, with a penetrating odor. It boils at 239° C.; its specific gravity is 1.095 at 20° C. It is also called *Chinolin*, *q. v.* **Q.-colors**. See *Pigments, Conspectus of*.

**Quinology** (*kwin-oi'-o-je*) [Sp., *quina*, bark; *λόγος*, science]. The scientific study of the cinchona trees and of their alkaloids.

**Quinone** (*kwin'-on*) [Sp., *quina*, bark]. A general term for certain derivatives of the benzene series. Also a specific substance of yellowish color and volatile at ordinary temperatures, derived from members of the aromatic group by oxidation with sulphuric acid and manganese dioxide.

**Quinotannic Acid** (*kwin-o-tan'-ik*) [Sp., *quina*, bark; *tannin*, tannin]. A special form of tannic acid found in certain classes of cinchona-bark.

**Quinova** (*kwin-o'-vah*) [a contraction of *quina nova*, false cinchona bark]. The bark of *Portlandia grandiflora*.

**Quinovin** (*kwin'-o-vin*) [Sp., *quina*, bark],  $C_{20}H_{18}O_8$ . Kinovin; an amorphous bitter glucosid derived from cinchona bark. It is said to be an antipyretic.

**Quinoxalin** (*kwin-oks'-al-in*) [Sp., *quina*, bark; *ὀξύς*, sharp],  $C_8H_6N_2$ . A substance obtained from phenylene diamine and glyoxal or its compounds by digesting the aqueous solution at 60° C. with sodium bisulphite. It is a crystalline mass, melting at 27° C. and boiling at 229° C. Its odor resembles that of quinoxalin and piperidine. The *Quinoxalins* are prepared by the condensation of the ortho-phenylene diamines with glyoxal. The quinoxalins that do not contain oxygen are feeble monacid bases, generally soluble in water, alcohol, and ether. Their odor resembles that of quinoxalin.

**Quinoxim** (*kwin-oks'-im*) [Sp., *quina*, bark; *ὀξύς*, sharp],  $C_6H_4(NO).OH$ . *Nitrosophenol*; prepared by the action of nitrous acid upon the phenols. It crystallizes from hot water in colorless, delicate needles, which readily brown on exposure. It is soluble in water, alcohol, and ether, and imparts to them a bright-green color.

**Quinquaud's Disease**. See *Folliculitis decalvans*, and *Diseases, Table of*. **Q.'s Plaster**, a plaster used in treating syphilis. It consists of emplastrum diachylon, 3000 parts; calomel, 1000 parts; castor-oil, 300 parts. The calomel is suspended in the oil and is then added to the melted plaster; it is then spread on linen so that 14 strips each 9 feet by 7¾ inches are produced. Of this plaster a square of 2½ inches contains 18 grains of calomel.

**Quinquecapsular** (*kwin - kwe - kap' - su - lar*) [*quinque*, five; *capsula*, capsule]. In biology, having five capsules.

- Quinquecostate** (*kwin - kwe - kos' - tāt*) [*quinque*, five; *costa*, a rib]. In biology, having five costæ.
- Quinquedentate** (*kwin - kwe - den' - tāt*) [*quinque*, five; *dens*, tooth]. In biology, five-toothed.
- Quinquedigitate** (*kwin - kwe - dij' - it-āt*) [*quinque*, five; *digitus*, finger]. Having five fingers or toes.
- Quinquifid** (*kwin' - kwe - fid*) [*quinque*, five; *findere*, to cleave, split]. In biology, five-cleft.
- Quinquefoliate** (*kwin - kwe - fo' - le - āt*) [*quinque*, five; *folium*, leaf]. In biology, five-leaved.
- Quinquefoliate** (*kwin - kwe - fo' - le - o - lāt*) [*quinque*, five; *foliolum*, a leaflet]. In biology, applied to any compound leaf that has just five leaflets.
- Quinquelobate** (*kwin - kwe - lo' - bāt*) [*quinque*, five; *lobus*, lobe]. In biology, having five lobes.
- Quinquelocular** (*kwin - kwe - lok' - u - lar*) [*quinque*, five; *loculus*, a cell]. In biology, having five cells or compartments, as a five-celled ovary.
- Quinqueloculine** (*kwin - kwe - lok' - u - lin*) [*quinque*, five; *loculus*, a cell]. In biology, the same as *quinquelocular*. Applied to certain *Foraminifera*.
- Quinquепartite** (*kwin - kwe - par' - tit*) [*quinque*, five; *partire*, to divide]. In biology, five-parted.
- Quinqueradiate** (*kwin - kwe - ra' - de - āt*) [*quinque*, five; *radius*, ray]. In biology, five-rayed.
- Quinqueseptate** (*kwin - kwe - sept' - tāt*) [*quinque*, five; *septum*, a partition]. In biology, having five septa or partitions.
- Quinqueserial** (*kwin - kwe - se' - re - al*) [*quinque*, five; *series*, a row]. In biology, arranged in five rows.
- Quinquetuberculate** (*kwin - kwe - tu - ber' - ku - lāt*) [*quinque*, five; *tuberculum*, tubercle]. Having five tubercles.
- Quinquevalve** (*kwin' - kwe - valv*) [*quinque*, five; *valva*, door]. In biology, having five valves.
- Quinquina** (*kwin - kwe - ni' - nah*) [Sp., *quina*, bark]. A preparation containing alkaloids of cinchona-bark, extracted by macerating in acidulated water, and precipitated by a soluble alkali.
- Quinquino** (*kwin - ke' - no*) [S. Amer.]. The tree *Myroxylon pereiræ*, which produces balsam of Peru.
- Quinsy** (*kwin' - ze*) [*kṓov*, dog; *ἄγχερ*, to choke]. The popular name for *Cynanche tonsillaris*, an acute,

severe inflammation of the tonsils and mucous membrane of the fauces, accompanied by fever. It is specially applied to suppurative tonsillitis. **Q.**, **Malignant**. See *Diphtheria*.

**Quintan** (*kwin' - tan*) [*quintus*, fifth]. An intermittent fever, the paroxysms of which occur every fifth day, counting the first and last day.

**Quinteroan** (*kwin' - ter - oon*). See *Quintroon*.

**Quintessence** (*kwin - tes' - ens*) [*quintus*, fifth; *essentia*, essence]. The active principle of any substance, concentrated to the utmost degree. A term anciently much employed in medicine and pharmacy for a tincture prepared by digestion at a moderate heat.

**Quintine** (*kwin' - tin*) [*quintus*, fifth]. In biology, a fifth integument counting from the outside.

**Quintroon** (*kwin - troon'*) [Sp., *quinteron*]. A person, one of whose parents is of the white race, and the other has one-sixteenth part of African blood.

**Quintuple** (*kwin' - tu - pl*) [*quintuplex*, fivefold]. Five-fold.

**Quintuplets** (*kwin - tu' - plets*) [*quintuplex*, five-fold]. A set of five children all born at one confinement.

**Quitch-grass** (*kwitch' - gras*). See *Trilicum repens*, or *Quicken*.

**Quittor**, **Quitter** (*kwi' - or*, *kwi' - er*) [ME., *quiter*, rottenness]. In farriery, a fistulous wound upon the quarters or the heel of the coronet, caused by treads, pricks in shoeing, corns, or other injuries which produce suppuration at the coronet or within the foot.

**Quiz** (*kwiʒ*) [*quesare*, to ask]. In medical pedagogics, an informal recitation or exercise in which the student familiarizes himself with his medical studies.

**Q.-master**, one who conducts a quiz.

**Quizzer** (*kwiʒ' - er*) [*querare*, to ask (?)]. The preceptor who conducts the quiz-exercise.

**Quotidian** (*kwo - tid' - e - an*) [*quot*, as many as; *dies*, day]. An intermittent fever, the paroxysms of which occur daily.

**Quotient** (*kwo' - shent*) [*quoties*, how often]. The result of the process of division. **Q.**, **Respiratory**, the mathematic relation of the free oxygen that is inspired to that which is expelled from the lungs as carbon dioxide.

## R

- R.** The abbreviation of *Recipe*, take; also of *Right*, of *Reaumur*, and of *Resistance* (electric).
- R**, or **R.** An abbreviation of *Recipe*, used in physicians' prescriptions, signifying *take*. The stroke across the tail of the R is probably a remnant of the symbol of Jupiter (♄), used of old as the superscription to formulae, in accordance with the custom of propitiating the gods by pious invocations.
- Rabic** (*rab' - ik*) [*rabies*, rage]. Pertaining to rabies; rabietic.
- Rabid** (*rab' - id*) [*rabidus*, mad]. Affected with rabies, or hydrophobia. Pertaining to hydrophobia, as rabid virus.
- Rabidity** (*ra - bid' - it - e*) [*rabidus*, rabid]. The state of being rabid.
- Rabidness** (*rab' - id - nes*) [*rabidus*, rabid]. Madness; the state of being rabid.
- Rabidus** (*rab' - id - us*) [L.]. Madness. **R. canis**. Synonym of *Hydrophobia*.

**Rabies** (*ra' - be - ēz*) [L.]. Lyssa, or Hydrophobia. The latter term is popularly applied to the human disease consequent upon the bite of a rabid dog or other animal. Rabies is an acute infectious disease of animals, dependent upon a specific virus, and communicable to man by inoculation. All animals are liable to the disease, but it occurs most frequently in the wolf, the cat, and the dog, and is chiefly propagated by the latter, which is specially susceptible. The nature of the poison is as yet unknown; it has a special affinity for the nervous system, and is found in the secretions, particularly in the saliva. The period of incubation in man varies from six weeks to three months. Three stages of the disease are recognized: a premonitory, characterized by depression and irritability, followed by a stage of great excitability, and excessive sensitiveness to afferent stimuli, giving rise to intensely painful spasms, particularly of the oral and laryngeal muscles. The fact that the attempt to



take water will induce a spasm, and makes the sufferer dread the sight of it, gives the popular name to the affection. There may be rise of temperature. In the last, or paralytic stage, the spasms are succeeded by quiet and gradual unconsciousness, ending in death. The cerebro-spinal system shows congested vessels, perivascular exudation of leukocytes, and minute hemorrhages, particularly in the oblongata (Gowers), and the larynx, trachea, and bronchi show acute hyperemia (Osler). **R.**, **Dumb**, rabies in rodents, in which the preliminary and second periods are absent, and the paralytic stage is pronounced from the onset (Osler). **R.**, **canina**, **R. felina**, rabies in or acquired from the dog or cat respectively. **R.**, **False**. See *R.*, *Pseudo*. **R.**, **Paralytic**: 1. Of *Gamaleia*, rabies in which the third stage is the only manifestation of the infection. 2. An acute ascending spinal paralysis due to infection, probably rabietic. **R.**, **Pseudo**: 1. A neurotic or hysteric manifestation closely simulating rabies, but of longer duration and amenable to treatment (Osler). 2. A morbid condition resembling rabies induced experimentally in animals, and occurring in dogs infested with the *Strongylus gigas*. **R.**, **Tan-acetic**, a morbid condition resembling rabies induced in rabbits by the intravenous injection of oil of tannacetum.

**Rabietic** (*ra-be-et'-ik*) [*rabies*, rage]. Pertaining to, affected with, or of the nature of, rabies.

**Rabific** (*ra-bif'-ik*) [*rabies*, rage]. Causing rabies; communicating hydrophobia.

**Rabiform** (*ra'-bif-orm*) [*rabies*, rage; *forma*, form]. Resembling rabies.

**Rabigenic** (*ra-big-en'-ik*). Same as *Rabific*.

**Rabious** (*ra'-be-us*) [*rabies*, rage]. Wild; raging.

**Rabl's Fluid**. See *Stains*, *Table of*.

**Rabuteau's Method**. A method of estimating the amount of acids in the stomach. It consists in driving off the volatile acids by heat and shaking the residue with a large excess of ether, which takes up the lactic acid. This is separated and cinchonin or quinin is added to the remainder until the reaction is neutral. The cinchonin or quinin hydrochlorid is dissolved out by shaking with chloroform, the latter is distilled off from this extract, and the chlorin estimated in the residue.

**Racahout** (*rah'-kah-oot'*) [Fr.; Arab., *raqaut*]. A kind of starchy food prepared from the acorns of *Quercus ballota*, an oak-tree of the Mediterranean region. Most of the commercial racahout is, however, quite factitious. It is recommended as an analeptic, and as a food for invalids. Unof.

**Raccoon-berry** (*rak-oon-ber'-e*). Synonym of *Podophyllum peltatum*.

**Race** (*rās*) [Dan., *race*, a breed of horses]. In biology, a genealogic, ethnic, or tribal stock; a breed or variety of plants or animals made permanent by constant transmission of its characters through the offspring.

**Race** (*rās*) [*radix*, root]. A root, especially of ginger. **R.-ginger**, ginger in the race or root.

**Raceme** (*ra-sēm'*) [*racemus*, a cluster of grapes]. In biology, an indeterminate inflorescence having a common peduncle with one-flowered pedicels arranged along its sides. **R.**, **Compound**, a raceme in which the pedicels branch and form secondary racemes. **R.**, **False**, a circinate, or scorpioid, cyme.

**Racemed** (*ra-sēm'd*) [*racemus*, a cluster of grapes]. In biology, disposed in racemes; said of flowers or fruits.

**Racemic** (*ra-sē'-mik*) [*racemus*, a bunch of grapes]. Pertaining to clusters of grapes, or to racemes. **R. Acid**. See *Acid*.

**Racemiferous** (*ras-em-if'-er-us*) [*racemus*, a cluster of grapes; *ferre*, to bear]. Bearing racemes.

**Racemiform** (*ra-sē'-mif-orm*) [*racemus*, a bunch of grapes; *forma*, form]. In biology, having the form of a raceme.

**Racemose** (*ras'-e-mōz*) [*racemus*, a bunch of grapes]. Having a shape resembling that of a bunch of grapes; applied especially to certain glands. **R. Aneurysm**, anastomotic aneurysm. **R. Cells**, clusters of cells arranged around a central duct. **R. Varix**, anastomotic varix.

**Racemule** (*ras'-e-mūl*) [*racemulus*, dim. of *racemus*, a cluster]. In biology, a small raceme.

**Racemulose** (*ra-sēm'-u-lōz*) [*racemulus*, a small raceme]. In biology, resembling a racemule, or arranged in racemules.

**Rach-**. See, also, *Rhach-*.

**Rachizai** (*ra'-kī'-e-i*) [*ράχις*, the spine]. Spinal muscles.

**Rachiagra** (*ra-ke-a'-grah*) [*ράχις*, spine; *ἀγρα*, seizure]. Gouty or rheumatic pain in the muscles of the spine.

**Rachial** (*ra'-ke-al*). Same as *Rachidial*.

**Rachialgia** (*ra-ke-a'-je-ah*) [*ράχις*, spine; *ἄλγος*, pain]. Vertebral disease; pain in or about the spine. Metallic colic. **R. mesenterica**, tabes mesenterica. **R. pictorum**, Rachialgia of painters. **R. pictoniensium**, metallic colic.

**Rachialgic** (*ra-ke-a'-jik*) [*ράχις*, spine; *ἄλγος*, pain]. Affected with rachialgia.

**Rachialgitis** (*ra-ke-a'-ji'-tis*) [*ράχις*, spine; *ἄλγος*, pain; *ιτις*, inflammation]. Inflammatory rachialgia; myelitis.

**Rachiasmus** (*ra-ke-a'-mus*) [*ράχις*, spine]. The spasmodic action of the muscles of the back of the neck, occurring early in epilepsy.

**Rachidial** (*ra-kīd'-e-al*) [*ράχις*, the spine]. Belonging to a rachis, or spine.

**Rachidian** (*ra-kīd'-e-an*) [*ράχις*, spine]. Spinal; vertebral. **R. Arteries**, the spinal arteries. **R. Bulb**, the *medulla oblongata*. **R. Canal**, the vertebral canal.

**Rachiglossate** (*ra-kīg'-los'-āt*) [*ράχις*, the spine; *γλῶσσα*, tongue]. In biology, applied to such gastropod molluscs as have only from one to three teeth in each transverse series on the radula or lingual ribbon.

**Rachilla** (*ra-kīl'-ah*) [*ράχις*, the spine]. In biology, a secondary rachis; the pedicel of a spikelet in grasses.

**Rachiocampsis** (*ra-ke-o-kamp'-sis*) [*ράχις*, a spine; *κάμψις*, a curving]. Curvature of the spine.

**Rachiochysis** (*ra-ke-ok'-is-is*). See *Hydrorhachis*.

**Rachiodont** (*ra'-ke-o-dont*) [*ράχις*, spine; *ὄδους*, tooth]. In biology, having tooth-like processes of the spinal column.

**Rachiodynia** (*ra-ke-o-din'-e-ah*) [*ράχις*, spine; *δύσνη*, pain]. Spasmodic pain in the spine.

**Rachiokyphosis** (*ra-ke-o-ki-fo'-sis*). See *Kyphosis*.

**Rachimeter** (*ra-ke-om'-et-er*). Same as *Skoliosometer*.

**Rachiomylitis** (*ra-ke-o-mi-el-i'-tis*). See *Myelitis*.

**Rachiomyelophthisis** (*ra-ke-o-mi-el-off'-this-is*). Synonym of *Locomotor ataxia*.

**Rachiomyelos** (*ra-ke-o-mi'-el-os*). Synonym of *Spinal Cord*.

**Rachioparalysis** (*ra-ke-o-par-a'-lī-is-is*) [*ράχις*, spine; *παράλυσις*, paralysis]. Spinal paralysis; paraplegia.

**Rachioptegia** (*ra-ke-o-ple'-je-ah*). See *Rachioptegia*.

**Rachiorrheuma** (*ra-ke-or-u'-mah*) [*ράχις*, spine; *ῥευμα*, flux]. Rheumatism affecting the back.

**Rachioscoliosis** (*ra-ke-o-sko-le-o'-sis*). Synonym of *Scoliosis*.

**Rachistrophosis** (*ra-ke-o-stro-fo'-sis*) [*ράχις*, spine; *στροφή*, to curve]. Curvature of the spine.

**Rachiotome** (*ra'-ke-o-tōm*) [*ράχις*, spine; *τομή*, a cutting]. An instrument for performing rachiotomy. An

instrument devised by Aral for opening the vertebral canal without injury to the cord.

**Rachiotomy** (*ra-ke-ot'-o-me*) [*ράχις*, spine; *τέμνειν*, to cut]. Incision into the vertebral column. The operation of cutting through the spine of the fetus to facilitate delivery.

**Rachiophyma** (*ra-ke-o-fi'-mah*) [*ράχις*, spine; *φύμα*, growth]. A spinal tumor.

**Rachipagus** (*ra-ki-p'-ag-us*) [*ραχίς*, spine; *πάγος*, that which is fixed]. A double monster with the individuals joined at the spine.

**Rachis** (*ra'-kis*) [*ράχις*, spine; *pl.*, *Rachides*]. The vertebral column. In biology, the main petiole of a compound leaf; the axis of inflorescence; the shaft of a feather. **R. nasi**, the line extending from the root to the tip of the nose.

**Rachisagra** (*ra-kis-a'-grah*). See *Rachiagra*.

**Rachischisis** (*ra-kis'-kis-is*). See *Spina bifida*.

**Rachitæ** (*ra-kit'-e*) [*ράχις*, spine]. The muscles attached to the spinal column.

**Rachitic** (*ra-kit'-ik*) [*ράχις*, spine; *ιτις*, inflammation]. Affected with, relating to, or of the nature of rachitis; rickety. **R. Rosary**, **R. Rose-garland**, the row of nodules appearing on the ribs, at their junction with the cartilages, in rachitis. See *Beads*, *Rachitic*.

**Rachitis** (*ra-kit'-tis*) [*ράχις*, spine; *ιτις*, inflammation]. 1. *Rickets*, the "English disease," a constitutional disease of infancy, characterized by impaired nutrition and changes in the bones. Rachitis was first accurately described by Glisson, in the seventeenth century. The disease comes on insidiously at about the period of dentition, and three general symptoms are usually present—a diffuse soreness of the body, slight fever, and profuse sweating about the head and neck. Coincident with these the skeletal lesions appear, the chief of which are the bending of the ribs, the arching of the long bones, with thickening at the junction of the shaft and the epiphysis, and the development of hyperostoses on the frontal and parietal eminences, producing the *caput quadratum*. Dentition is delayed, nervous symptoms are marked, as peevishness and sleeplessness, and in some cases convulsions and laryngismus stridulus; and all the manifestations are accompanied by a state of general weakness. The cartilage between the shaft and the epiphysis of the long bones is greatly thickened, the line of ossification is irregular and more spongy and vascular than normal, and beneath the periosteum, which strips off easily, there is spongy tissue resembling decalcified bone. Chemic analysis shows a marked diminution in the lime-salts. Kassowitz regards the hyperemia of the bone, the marrow, the cartilage, and the periosteum as the primary lesion, on which all the others depend. 2. In biology, a disease causing abortion of the fruit or seed. **R. adulatorum**, osteomalacia; mollities ossium. **R. annularis**, congenital rachitis characterized by the production, after birth, of furrows of the bones and fractures (Winckler). **R. micromelica**, intrauterine rachitis, characterized by shortening of the limbs and thickening of the diaphyses (Winckler). **R. senilis**. See *R. adulatorum*.

**Rachitome** (*ra'-kit-ōm*) [*ράχις*, spine; *τέμνειν*, to cut]. An instrument for opening the spinal canal. See *Rachiotome*.

**Rachitomous** (*ra-kit'-o-mus*) [*ραχίς*, the spine; *τοιμος*, cut]. In biology, applied to the vertebrae consisting of separate pieces, or to animals possessing segmented vertebrae. Cf. *embolomerous*.

**Rachitomy** (*ra-kit'-o-me*) [*ράχις*, spine; *πέμνειν*, to cut]. 1. Section of the spine. 2. Decollation of the fetus.

**Rachoma**, **Rachosis** (*ra-ko'-mah*, *ra-ko'-sis*) [*ράχις*, spine]. 1. Relaxation of the integument of the

scrotum. 2. The production of a ragged, irregular abrasion.

**Rachylysis** (*ra-ki'l'-is-is*) [*ράχις*, spine; *λυσίς*, a solution]. A method of forcible correction of lateral spinal curvature; the abnormal curve is opposed by traction or pressure applied by means of apparatus.

**Racial** (*ra'-se-al*) [origin obscure]. Pertaining or due to one's race.

**Rack** (*rak*). See *Arrack*.

**Raclage** (*rak-lahzh'*) [Fr.]. The destruction of a soft growth by rubbing, as with a brush or harsh sponge; grattage.

**Raclement**. See *Raclage*.

**Racleur** (*rah-klūr'*). See *Curet*.

**Radcliffe's Elixir**. See *Tinctura aloë composita*.

**Rademacher's Plaster**. See *Plaster*.

**Radesyge** (*rad-e-si'-ge*) [Norwegian]. A disease popularly known as Scandinavian syphilis, or Norwegian leprosy, bearing more or less similarity to the yaws, and characterized by malignant ulceration and other cutaneous lesions. It occurred in the last century in an endemic form in Norway, the east Adriatic coast, Scotland, and Canada, and is regarded by some authorities as a syphilitic, and by others as a leprosy disorder. **R. isticra**. See *Scherlievo*. **R. scabieuse**. See *Spedalskhed*. **R. scotica**. See *Sibbens*.

**Radial** (*ra'-de-ad*) [*radius*, a spoke]. Toward the radial aspect.

**Radial** (*ra'-de-al*) [*radius*, a spoke]. Pertaining to the radius or bone of the forearm. In biology, diverging from a common center. Relating to the radiating processes of animals, or to the ray of an umbel, or the ligulate corolla of an outer floret of *Compositæ*. Gœbel uses it in opposition to *bifacial* or *dorsoventral*. **R. Artery**. See *Artery*. **R. Aspect**, the aspect or view from the side on which the radius is situated. **R. Bundle**, in biology, a fibro-vascular bundle in which the xylem is arranged in rays, with the phloëm in intervening rays or masses. **R. Fibers** (*of the Retina*), Müller's fibers. **R. Fossa**, a depression on the humerus for the reception of the head of the radius in flexion. **R. Glands**, lymphatic glands of the forearm following the radial vessels. **R. Nerve**. See *Nerve*. **R. Tap**, percussion of the lower end of the radius to elicit the reflex contraction of the biceps and supinator longus. **R. Veins**. See *Veins*.

**Radiale** (*ra-de-a'-le*) [*radius*, ray; *pl.*, *Radialia*]. In biology: (a) the radio-carpal or scaphoid bone of the wrist; cf. *ulnare*; (b) one of the cartilages at the base of the fin in certain fishes (*Elasmobranchs*); (c) one of the rays of a crinoid cup.

**Radialis** (*ra-de-a'-lis*) [L.]. Pertaining to the radius. Various muscles are so called. See *Muscles*, *Table of*.

**Radiate** (*ra'-de-āt*) [*radius*, a spoke]. Diverging from a central point; extending around the circumference in rays; furnished with ray-flowers. **R.-veined**, *pal-mately veined*. **R. Venation**, or *Veined*, that form of venation in which the main veins radiate from the top of the petiole.

**Radiatiform** (*ra-de-a'-tif-orm*) [*radiatus*, radiate; *forma*, form]. In biology, having a radiate appearance; applied to heads with the marginal disc-flowers enlarged, but not ligulate.

**Radiatio** (*ra-de-a'-she-o*) [L.]. See *Radiation*.

**Radiation** (*ra-de-a'-shun*) [*radiare*, to radiate]. Divergence from a center; having the appearance of rays. **R., Optic**, of Gratiolet, a large strand of fibers continuous with those of the corona radiata, derived mainly from the pulvinar, the external and internal geniculate bodies, and the optic tract, and radiating into the occipital lobes. **R., Thalamic**, certain tracts of fibers from the optic thalami, which radiate into the



- hemispheres (Spitzka). **R.-theory of Rauber**, a theory to explain the origin of double monsters. "It is based upon the fact that in the earliest stage the embryonic trace extends from the edge of the germinal wall or ridge toward the area pellucida as a radius. When a plural formation occurs, Rauber assumes that two, or even three, of these embryonic traces appear instead of one, the development being designated as 'pluri-radial.'"
- Radical** (*rad'-ik-al*) [*radix*, a root]. Designed to destroy disease instead of modifying it. The opposite of palliative. The opposite of conservative. In biology, belonging to the root. Radical leaves are those which, like the leaves of the dandelion, appear to spring from the root, but which in reality arise from a very short stem at or near the surface of the ground.
- Radicant** (*rad'-ik-ant*) [*radicari*, to take root]. In biology, rooting; applied to roots proceeding from some part of the ascending axis, as for climbing, like *Rhus toxicodendron*.
- Radicate** (*rad'-ik-āt*) [*radicari*, to take root]. In biology, rooted or adherent, as by a byssus.
- Radicel** (*rad'-is-el*) [*radicella*, a little root]. In biology, a tiny root; the rootlet produced in germination.
- Radicicolous** (*rad-is-ik'-o-lus*) [*radix*, root; *colere*, to inhabit]. In biology, living upon or devouring roots.
- Radiciflorous** (*ra-dis-if-lo'-rus*) [*radix*, root; *flos*, flower]. In biology, having the appearance of flowering from the root.
- Radiciform** (*ra-dis'-if-ormi*) [*radix*, root; *forma*, form]. In biology, having the form and function of a root.
- Radicule** (*rad'-ik-l'*) [dim. of *radix*]. 1. A rootlet, the germ of a root. 2. The primary root or stem of the embryo. 3. The initial fibril of a nerve; the beginning of a vein. 4. A group of atoms having unsatisfied valency; an unsaturated molecule which goes into and out of combinations without change, and which determines the character of the compound. **R., Acid.** See *Acid*. **R., Alcohol**, a radicle which, when it substitutes half the hydrogen in one or more molecules of water, forms an alcohol. **R., Aldehyd**, a radicle which, when it replaces two atoms of hydrogen in an alcohol, forms an aldehyd. **R., Ascending**, (*of the Fornix*), the anterior crura or fibers, extending upward from the corpora albicantia. **R., Descending**, (*of the Fornix*), the posterior crura or those fibers of the fornix extending from the optic thalami to the corpora albicantia. **R., Electro-negative**, the non-metallic constituent of a compound which, in electrolysis, is evolved at the anode. **R., Electro-positive**, that constituent of a salt which, in electrolysis, appears at the cathode, and which is either a base or a group of atoms having basic properties.
- Radicose** (*rad'-ik-ōz*) [*radix*, root]. In biology, having large or numerous roots.
- Radicula, Radicule** (*rad-ik'-u-lah*, *rad'-ik-ūl*) [*radicula*, little root]. Same as *Radicule*.
- Radicular** (*rad-ik'-u-lar*) [*radicularis*, *radix*, a root]. Pertaining to the roots of nerves. **R. Arteries**, arteries accompanying nerve-roots into the spinal cord. **R. Fasciculus, Internal**, of Charcot, runs a longitudinal course in the postero-external column and then enters the gray substance of the posterior cornu. **R. Fibers, External**, of Charcot, fibers of the posterior roots of spinal nerves passing through the substantia gelatinosa of Rolando to the posterior cornu.
- Radicule** (*rad'-ik-ūl*). See *Radicule*.
- Radiculose** (*rad-ik'-u-lōz*) [*radicula*, a rootlet]. In biology, having rootlets.
- Radien** (*ra'-de-en*) [*radius*, a spoke]. Belonging to the radius in itself.
- Radiism** (*ra'-de-izm*) [*radius*, a ray]. Same as *Radiation*.
- Radio-** (*ra'-de-o-*) [*radius*, a spoke]. A prefix denoting connection with the radius.
- Radio-bicipital** (*ra'-de-o-bi-sip'-it-al*) [*radius*, a spoke; *biceps*, two-headed]. Relating to the radius and the biceps.
- Radio-carpal** (*ra'-de-o-kar'-pal*) [*radius*, a spoke; *καρπός*, carpus]. Relating to the radius and the carpus. **R.-Amputation**, removal of the hand at the wrist-joint.
- Radio-digital** (*ra-de-o-dij'-it-al*) [*radius*, a spoke; *digitus*, a digit]. Relating to the radius and the fingers.
- Radio-humeral** (*ra'-de-o-hu'-mer-al*) [*radius*, a spoke; *humerus*, the humerus]. Relating to the radius and the humerus.
- Radiolus** (*ra-di'-o-lus*) [dim. of *radius*, a ray: *pl.*, *Radioli*]. In biology, one of the secondary rays of the main rachis of a feather. In surgery, a probe or sound.
- Radio-metacarpalis** (*ra'-de-o-met-ak-ar-pal'-lis*) [*radius*, spoke; *metacarpus*]. The flexor carpi radialis brevis when the insertion is at a metacarpal bone.
- Radiometer** (*ra-de-om'-et-er*) [*radius*, ray; *μέτρον*, measure]. An instrument for transforming radiant energy into mechanical work.
- Radiometric** (*ra-de-o-met'-rik*) [*radius*, ray; *μέτρον*, measure]. Pertaining to the radiometer.
- Radio-muscular** (*ra-de-o-mus'-ku-lar*) [*radius*, radius; *musculus*, a muscle]. Relating to the radius and its muscles. The name of branches of the radial artery distributed to the muscles of the forearm, and of filaments of the radial nerve going to the same muscles.
- Radio-palmar** (*ra'-de-o-pal'-mar*) [*radius*, radius; *palma*, palm]. Relating to the radius and the palm.
- Radio-ulnar** (*ra'-de-o-ul'-nar*) [*radius*, spoke; *ulna*, ulna]. Pertaining to the radius and the ulna.
- Radius** (*ra'-de-us*) [*radius*, a staff, rod, spoke of a wheel, ray: *pl.*, *Radii*]. In biology: (a) spokebone, the outer of the two bones of the antibrachium or anterior limb of a vertebrate; see *Muscles*, *Table of*; (b) one of the veins of an insect's wing; (c) a ray of the first order, of the shaft of a feather (used in the plural); (d) one of the radiating threads of a spider's web; (e) a bifurcated piece, of which there are five, in the oral skeleton of an echinoderm. 1. In geometry, the line drawn from the center of a circle to its circumference. 2. One of the cartilaginous rods supporting the fins in fishes. 3. See *Ray*. **Radii auriculares**, lines projected on the cranium at right angles to a line passing through the auricular points. **R. ciliares**, the ciliary processes. **R. fixus**, in craniometry, a line connecting theinion and the hornion. **R. frontis**, wrinkles of the forehead. **R. lentis**, lines radiating from the poles of the crystalline lens. **R. medullares**, bundles of receiving tubules of the kidney, beginning in one tubule at the apices of the papillæ, dividing dichotomously, and extending nearly to the cortical surface.
- Radix** (*ra'-dix*) [*gen.*, *radicis*: *pl.*, *radices*]. The root or lower extremity of a plant, constituting its organ of prehension, and also, to a great extent, of nutrition. Applied also to root-like organs or parts of the body. The *five greater aperient roots*: smallache, parsley, fennel, asparagus, and butchers' broom. The *five lesser aperient roots*: dandelion, caper, restharrow, madder, and eryngo. **Radices accessoræ breves ganglii ciliaris**, nerve-branches occasionally seen uniting the ciliary ganglion with the oculomotor and other nerves. **Radices accessoræ mediæ ganglii ciliaris**, inconstant nerve-branches which connect the ciliary

ganglion with the internal carotid plexus, or the sympathetic plexus surrounding the ophthalmic artery. *R. accessorix sphenopalatina ganglii ciliaris*, an accessory nerve-branch of the ciliary ganglion going to the sphenopalatine ganglion. *R. antica processus transversi vertebræ* (Sömmering). See *Parapophysis*. *R. aortæ*, bulb of the aorta. *R. brasiliensis*. See *Ipecacuanha*. *R. brevis ganglii ciliaris*, a branch of the oculomotor nerve going to the ciliary ganglion. *R. brevis ganglii submaxillaris*, branches of the lingual nerve going to the submaxillary ganglion. *R. cerebelli*. See *Restiform Body*. *R. cordis*, the base of the heart. *R. dentis*, the root of a tooth. *R. dysenterica*. See *Ipecacuanha*. *R. epiglottidis*, the constricted part of the epiglottis, by which the organ is attached to the thyroid cartilage. *R. externa nervi sapheni externi*. See *Peroneal Nerve*. *Radices fornicis*, the crura of the fornix. *R. gangliosa*, the sensory root of the fifth nerve. *R. inferior ganglii ciliaris*. See *R. brevis ganglii ciliaris*. *R. linguæ*, the root of the tongue. *Radices longæ superiores ganglii ciliaris*, inconstant branches running from the naso-ciliary nerve to the ciliary ganglion. *R. longa ganglii sphenopalatini*. See *Great Superficial Petrosal Nerve*. *R. longa inferior ganglii ciliaris*, an additional inconstant branch going from the ciliary ganglion to one of the ciliary nerves. *R. lopez*, lopez-root; a root discovered by Pigneiro at the mouth of the Zambezi, and introduced into Europe by Gaubius in 1771, where it was used in the treatment of chronic dysentery and of pulmonary tuberculosis. It is probably a derivative of *Toddalia aculeata*, which it resembles in appearance and properties. *R. media nervi olfactorii*, the median root of the olfactory nerve. *R. medullæ spinalis*, of Varolius, the medulla oblongata. *R. mesenterii*, the root of the mesentery. *R. minor trigemini*, the motor root of the fifth nerve. *R. mollis ganglii otici*, fibers connecting the otic ganglion with the sympathetic plexus upon the middle meningeal artery. *R. mollis ganglii submaxillaris*, fibers of the sympathetic plexus upon the external maxillary artery going to the submaxillary ganglion. *R. motoria ganglii ciliaris*. See *R. brevis ganglii ciliaris*. *R. motoria ganglii otici*, the fibers of the inframaxillary nerve going to the otic ganglion. *R. motoria ganglii sphenopalatini*. See *Great Superficial Petrosal Nerve*. *R. motoria ganglii submaxillaris*, the fibers of the chorda tympani going to the submaxillary ganglion. *R. nasi*, the root of the nose. *R. nervi optici*, the optic tract. *R. olfactoria grisea*. See *R. media nervi olfactoria*. *R. olfactoria superioris*, those fibers of the olfactory nerve derived from the caruncula mammillaris. *Radices penis*, the crura of the penis. *R. pili*, hair-root. *R. postica processus transversi vertebræ* (Sömmering). See *Diapophysis*. *R. prior processus transversi vertebræ*. See *Parapophysis*. *R. processus spinosa*, the anterior part of a spinous process of a vertebra. *R. pulmonis*, the root of a lung. *R. recurrens ganglii ciliaris*. See *R. longa inferior ganglii ciliaris*. *Radices sensitivæ ganglii ciliaris*. See *Radices longæ superiores ganglii ciliaris*. *Radices sensitivæ ganglii otici*, fibers of the glossopharyngeal nerve going to the otic ganglion. *Radices sensitivæ ganglii sphenopalatini*, the sphenopalatine nerves. *R. sensitivæ ganglii submaxillaris*. See *R. brevis ganglii submaxillaris*. *Radices sympathicæ ganglii otici*. See *R. mollis ganglii otici*. *R. sympathicæ ganglii ciliaris*, the fibers of the ophthalmic ganglion coming from the carotid plexus. *R. sympathicæ ganglii sphenopalatini*. See *Great*

*Deep Petrosal Nerve*. *Radices sympathicæ ganglii submaxillaris*. See *R. mollis ganglii submaxillaris*. *R. unguis*, the root of a nail. *R. vestibularis*, the anterior root of the auditory nerve.

**Radula** (*rad'-u-lah*) [*radula*, a scraper: *pl.*, *Radule*]. In biology, the rasping surface of the odontophore or lingual ribbon of certain molluscs. See *Raspatory*.

**Radulate** (*rad'-u-lät*) [*radula*, a scraper]. In biology, having a radula.

**Raduliferous** (*rad-u-lif'-er-us*) [*radula*, a scraper; *ferre*, to bear]. In biology, bearing a radula.

**Raduliform** (*rad'-u-lif'-orm*) [*radula*, a scraper; *forma*, form]. In biology, applied to structures having a rasp-like surface.

**Radzyge** (*rad-zif'-ge*). See *Radesyge*.

**Raffinose** (*raf'-in-öz*). See *Melitose*, under *Carbohydrates*, Table of.

**Rafflesia** (*raf-le'-ze-ah*) [after Sir Stamford Raffles, a British statesman]. A genus of parasitic plants, bearing large, fetid flowers. *R. arnoldi*, a stypitic species found in Sumatra. *R. patma*, a Javanese species. A decoction of the stypitic buds is used for metrorrhagia.

**Raffle** (*ra'-fl*) [Fr.]. A pustular disease of cattle.

**Rag** [ME., *ragge*, a rag]. A worn garment; a shred of cloth. **R.-picker's disease** (Haderkrankheit), malignant pustule or anthrax. An infection transmitted by old rags and caused by the presence of the *Bacillus* (*Proteus*) *hominis capsulatus*, *q. v.*, under *Bacteria*, *Synonymatic Table of*. **R.-weed**, a plant of the genus *Ambrosia*. **R.-weed Fever**. See *Hay-fever* and *Rhinitis, Hyperæsthetic*. **R.-wort**. See *Life-root*.

**Rage** (*rä*) [ME., *rage*, rage]. 1. Violent passion or anger. 2. Any intensely painful affection. 3. [Fr.] Hydrophobia; rabies.

**Ragle** (*rag'-l*) [Fr.]. An hallucination due to isolation and insomnia, observed in French troops while in the desert, in which they imagined they saw prairie and water.

**Railway** (*ral'-vea*) [ME., *rail*, a bar or rail; *way*]. A roadway composed of iron rails. **R. Brain**, traumatic hysteria; Erichsen's disease. A morbid condition following shock, in which the symptoms are those of neurasthenia or hysteria, or both. Erichsen ascribed the condition to inflammation of the meninges and cord, and gave it the name of *Railway Spine*. **R. Kidney**, a renal affection said to be due to the constant jar of railway journeys. **R. Spine**. See *R. Brain*.

**Rain** (*rän*) [ME., *rein*, rain]. The descent of water in drops through the atmosphere. **R.-bath**. See *Bath*. **R.-bow Disease**, **R.-bow Worm**, herpes iris. **R.-gauge**, an instrument for measuring the quantity of rain that falls in a given area in a given time.

**Rainey's Corpuscles**, **R. Tubes**. Psorosperms occurring in the muscles of the pig and other animals. See *Miescher's Tubes*, and *Sarcocystis miescheri*, under *Parasites (Animal)*, Table of.

**Raised** (*räsd*) [ME., *raisen*, to raise]. Elevated. **R. Base** (for artificial teeth), a term applied in mechanical dentistry to a metallic base, surmounted by a box or chamber soldered to it, and designed to compensate for the loss of substance which the parts have sustained. A base thus constructed is usually termed by dentists a raised plate. See *Metallic base for artificial teeth*.

**Raisin** (*ra'-zin*) [ME., *raisin*, raisin]. Dried grapes. See *Uva* and *Passa*.

**Raising** (*ra'-zing*) [ME., *raisen*, to raise]. 1. See *Pigments, Colors*, and *Dyestuffs*. 2. One of the Swedish movements, either active or passive. It is used for deformities of the back, to relieve constipation, to act upon the abdomen, etc.



**Rak** (*rak*). See *Arrak*.

**Rake Teeth**, a term applied to teeth separated by intervals, like those of a rake.

**Raki** (*rak'-e*) [Turk., spirits]. A Turkish liqueur, in the preparation of which mastic is used.

**Rakli pili** (*rak'-le-pi'-le*). An Indian term for leprosy.

**Râle** (*rahl*) [Fr., *râler*, to rattle]. The sound caused

by the breaking of air through impediments or passing over obstructions in the lungs and bronchi. They vary in character according to the consistency of the surrounding lung-tissue. Sometimes a distinction is made between râles and rhonchi. The first word is applied to sounds generated by vibrations set up in fluids, the second to sounds generated in the narrowed or obstructed lumen of tubes. See *Table of Râles*.

## TABLE OF RÂLES.

VARIETY.	WHEN HEARD.	HOW AND WHERE PRODUCED.	SIZE AND CHARACTER.	CONDITION IN WHICH HEARD.
Amphoric.	Inspiration and expiration.	By movement of air in a tense-walled cavity containing air and communicating with a bronchus.	Large, musical, and tinkling	In tuberculous and abscess cavities.
Bubbling, large.	Inspiration and expiration.	By passage of air through frothy mucus in the trachea and larger bronchi.	Larger than the medium bubbling; moist.	Bronchitis and pulmonary engorgement.
Bubbling, medium.	Inspiration and expiration.	By passage of air through mucus in the larger tubes.	Larger than the small bubbling; moist.	In capillary bronchitis, especially in children.
Bubbling, small.	Inspiration and expiration.	By passage of air through mucus in the bronchioles.	Small; moist; like the bursting of soft bubbles.	In capillary bronchitis, especially in children.
Cavernous.	Inspiration and expiration.	By passage of air through a small cavity with flaccid walls, which collapse with expiration.	Hollow and metallic.	In the third stage of pulmonary tuberculosis.
Clicking.	Inspiration only.	By passage of air through softening material in smaller bronchi.	Small; sticky.	The apex in pulmonary tuberculosis.
Consonating.	Inspiration and expiration.	When bronchial tubes surrounded by consolidated tissue.	Bright, clear, ringing.	Tuberculous pneumonia.
Crackling, dry.	In inspiration.	By the breaking down of lung-tissue.	Sharp, short, and clicking.	In the second or softening stage of pulmonary tuberculosis and in pulmonary gangrene.
Crackling, large.	Inspiration and expiration.	By fluid in very small cavities.	Larger than the medium crackling; dry.	In pulmonary tuberculosis and pneumonia, after formation of small cavities.
Crackling, medium.	Chiefly in inspiration.	By fluid in the finer bronchi.	Larger than the small crackling; dry.	Softening of tuberculous deposit or pneumonic exudation.
Crackling, small.	Chiefly in inspiration.	By fluid in the finer bronchi.	Small; dry; like the breaking of small shells.	Softening of tuberculous deposit or pneumonic exudation.
Crepitant.	End of inspiration.	By passage of air into vesicles collapsed, or containing fibrinous exudation. Usually at the base of the lungs.	Small; like rubbing the hair between the fingers.	Pneumonia, early stage; edema of lungs; hypostatic pneumonia; localized in pulmonary tuberculosis.
Dry.	Inspiration and expiration.	By narrowing of the bronchial tubes from thickening of the mucous lining, from spasmodic contraction of the muscular coat, viscid mucus within, or pressure from without.	Large and sonorous, or small and hissing, or whistling.	In bronchitis, asthma, and localized in beginning pulmonary tuberculosis.
Extra-thoracic.		In the trachea or larynx.		
Friction.	Inspiration and expiration; most distinct at the end of inspiration.	By the rubbing together of serous surfaces, roughened by inflammation or deprived of their natural secretion.	Grazing, rubbing, grating, creaking, or crackling.	In pleurisy and pericarditis.
Gurgling.	Inspiration and expiration.	By the passage of air through fluid in cavities, on coughing.	Larger than the large bubbling; moist; like the bursting of large bubbles.	Pulmonary tuberculosis after formation of cavities.
Guttural.		In the throat.		
Moist.		By the passage of air through bronchi containing fluid.		
Mucous (of Lannec).	Inspiration and expiration.	By viscid bubbles bursting in the bronchial tubes.	A modification of the sub-crepitant.	Pulmonary emphysema.

TABLE OF RÂLES.—*Continued.*

VARIETY.	WHEN HEARD.	HOW AND WHERE PRODUCED.	SIZE AND CHARACTER.	CONDITION IN WHICH HEARD.
Râle redûx, râle de retour.	Inspiration and expiration.	By the passage of air through fluid in a bronchial tube.	Crackling and unequal.	In pneumonia in the stage of resolution.
Sibilant.	Inspiration and expiration.	By narrowing of the smaller bronchi from viscid mucus adhering to the walls, from thickening of the lining membrane or spasmodic contraction.	High-pitched and even hissing or piping.	In bronchitis, asthma, and localized in beginning pulmonary tuberculosis.
Sonorous.	Inspiration and expiration.	By lessened caliber of the larger bronchi, from spasm, tumefaction of mucous lining or external pressure.	Low-pitched and snoring.	Most frequent in bronchitis and spasmodic asthma, but may occur in any pulmonary disease.
Sub-crepitant.	Inspiration and expiration.	By passage of air through mucus in the capillary bronchial tubes.	Small; moist.	Capillary bronchitis.

**Ramal** (*ra'-mal'*) [*ramus*, a branch]. Pertaining to a ramus; branching; growing on a branch. **Ramalis vena**, the portal vein and its branches.

**Ramastrum** (*ra-mas'-trum*) [*ramus*, branch]. In biology, one of the secondary petioles of compound leaves.

**Ramdohr's Suture.** See *Suture*.

**Ramellose** (*ram'-el-ôz*) [*ramellus*, a small branch]. Bearing ramelli.

**Ramellus** (*ra-mel'-us*) [dim. of *ramus*, a branch: *pl.*, *Ramelli*]. In biology, a branch less than a ramulus occurring at the growing point of an algal filament.

**Ramenta** (*ra-men'-tah*) [*L.*, *pl.*, *Filings, Scrapings*]. 1. Shreds, filings, or shavings. 2. Fine chaffy scales on the surface of plants, consisting of elongated cells. **R. intestinorum**, shreds of intestinal mucus discharged with the evacuations in severe dysentery.

**Ramentaceous** (*ram-en-ta'-se-us*) [*ramenta*, filings]. In biology, covered with ramenta.

**Ramentum** (*ra-men'-tum*) [*L.*, *a scraping, a chip, a scale: pl.*, *Ramenta*]. In biology, a scale-like or hairy outgrowth of the epidermis, of a membranous texture, found on the stems and petioles of many ferns.

**Ramex** (*ra'-mek's*) [*gen.*, *Ranices: pl.*, *Ranices*]. A hernia, or hernial tumor]. **R. varicosus**, varicocele.

**Ramicorn** (*ra'-mik-orn'*) [*ramus*, a branch; *cornu*, horn]. In biology, the horny covering or sheath of the rami of the lower mandible of a bird.

**Ramie** (*ram'-e*) [Malay]. See *China Grass*. **R. Fiber**, China-grass. The bast fiber from two varieties of *Boehmeria nivea*, known in India as *Rhea*, and in the Malay Archipelago as *Ramie*. The properly prepared fiber is of fine, silky luster, soft, and extraordinarily strong. It is the most perfect of all the vegetable fibers, and is composed of pure cellulose.

**Ramification** (*ram-if-ik-a'-shun*) [*ramus*, a branch; *facere*, to make]. The branching and division of an organ or part, as observed in the nerves and blood-vessels.

**Ramiflorous** (*ra-mif-lo'-rus*) [*ramus*, branch; *flos*, flower]. Flowering on the branches.

**Ramiform** (*ram'-if-orm*) [*ramus*, a branch; *forma*, form]. Resembling a branch in form.

**Ramify** (*ram'-if-i*) [*ramus*, a branch; *facere*, to make]. To form branches.

**Ramiparous** (*ra-mip'-ar-us*) [*ramus*, branch; *parere*, to bear]. Producing branches.

**Ramollescence** (*ram-o-les'-ens*) [Fr., *ramollir*, to soften]. A softening; mollification.

**Ramollissement** (*ra-mo-lès'-mon(g)*) [Fr.]. A morbid

softening of any tissue or part. **R. des os**. See *Osteomalacia*. **R. hémorrhagipare**, softening giving rise to hemorrhage.

**Ramose** (*ram'-ôz*) [*ramus*, branch]. Provided with many branches; branching.

**Rampion** (*ram'-pe-on*) [Sp., *rampion*, a species of lobelia]. An herbaceous plant, *Campanula rapunculus*, with an edible root, resembling a small turnip. **R., Horned**, the genus *Phyteuma*.

**Ramsden's Eye-piece.** An eye-piece having two plano-convex lenses, used with a micrometer.

**Ramsted** (*ram'-sted*). See *Antirrhinum linaria*.

**Ramuliferous** (*ram-u-lif'-er-us*) [*ramulus*, a little branch; *ferre*, to bear]. In biology, bearing ramuli.

**Ramulose** (*ram'-u-lôz*) [*ramus*, a branch]. Full of branchlets.

**Ramulous** (*ram'-u-lus*) [*ramulus*, a little branch]. In biology, having many small branches.

**Ramulus** (*ram'-u-lus*) [*L.: pl.*, *Ramuli*]. A small branch, or ramus.

**Ramus** (*ra'-mus*) [*L.*]. The branch of an organ, especially of a vein or an artery. **R. abdominalis**, the hypogastric nerve. **R. acetabuli**, a branch of the internal circumflex artery supplying the hip-joint. **R. anastomoticus**, the branch of an artery by which an anastomosis is established. **R. anterior ascendens**, **R. anterior nervi acustici**. See *Cochlear Nerve*. **R. ascendens**, the anterior branch of the fissure of Sylvius. **R. ascendens glabellaris**, the branch of the angular artery going to the inner angle of the orbit. **R. ascendens nervi vagi**, a branch of the superior laryngeal nerve going to the epiglottis. **R. ascendens (seu inferior) ossis ischii**, the ascending branch of the ischium. **R., Ascending (of the Ischium)**, the portion between its tuberosity and the acetabulum. **R., Ascending (of the Pubic Bone)**, the portion between its body and the acetabulum. **R. auricularis nervi vagi**. See *Nerve of Arnold*. **R. bulbo-cavernosus**. See *Artery of the Bulb of the Urethra*. **R. canalis spinalis**, the branch of the intercostal artery supplying the walls of the spinal canal. **R. cardiacus nervi vagi inferior**, inferior cardiac nerve. **R. cardiacus nervi vagi superior**, superior cardiac nerve. **R. cervico-facialis (nervi facialis)**, cervico-facial nerve. **R. cochleæ**, **R. cochlearis**, the cochlear nerve. **R. communicans anterior**, anterior communicating artery of the brain. **R. communicans medullæ spinalis**, a branch of a spinal nerve uniting it with the sympathetic. **R. communicans posterior**, the posterior communicating artery of the brain. **R. cruralis**, lumbo-inguinal nerve. **R. cutaneus nervi**



**radialis.** See *Radial Nerve*. **R. cutaneus palmaris longus.** See *R. palmaris longus nervi mediani*. **R. descendens.** 1. The descendens noni nerve. 2. The inferior division of the inferior maxillary nerve. **R. descendens nervi hypoglossi,** the descendens noni nerve. **R. descendens (seu superior) ossis ischii,** the descending branch of the ischium. **R. descendens ossis pubis,** the descending branch of the pubic bone. **R., Descending (of the Ischium),** the portion between its body and tuberosity. **R., Descending (of the Pubic Bone),** the portion included between its body and its junction with the ischium. **R. dexter arteriæ pulmonalis,** the right pulmonary artery. **R. dorsalis nasi,** the dorsal artery of the nose. **R. dorsalis nervi radialis.** See *Radial Nerve*. **R. dorsalis nervi ulnaris.** See *Ulnar Nerve*. **R. dorsalis pollicis radialis,** that part of the radial artery which winds round the outer side of the carpus and crosses the thumb beneath the extensor tendons. **R. dorsalis pollicis ulnaris,** **R. duræ matris vagi,** a branch from the jugular ganglion going to the meninges. **R. externus,** **R. femoralis,** lumbo-inguinal nerve. **R. hepaticus dexter,** the right hepatic artery. **R. hepaticus sinister,** the left hepatic artery. **R., Horizontal (of the Pubic Bone).** See *R., Ascending (of the Pubic Bone)*. **R. horizontalis fissuræ sylvii,** the posterior limb of the fissure of Sylvius. **R. horizontalis mandibulæ,** the body of the inferior maxilla. **R. horizontalis (seu superior) ossis pubis (seu pectinis),** the horizontal ramus of the pubic bone. **R. hyoideus.** See *Hyoïd Artery*. **R. of the Inferior Maxilla,** the portion ascending from the angle, and terminating in the condyle and coronoid process. **R. intermedius.** See *R. anastomoticus*. **R. lingualis recurrens.** See *R. ascendens nervi vagi*. **R. magnus nervi mediani,** the musculo-cutaneous nerve. **R. major nervi maxillaris inferioris,** the greater of the two primary branches of the inferior maxillary nerve. **R. malaris,** the inferior branch of the orbital nerve. **R. marginalis,** the dorsal branch of the radial nerve supplying the thumb. **R. mastoideus.** 1. The small occipital nerve. 2. The occipital branch of the posterior auricular artery. 3. The posterior division of the great auricular nerve. **R. maxillaris inferior nervi trigemini.** See *Inferior Maxillary Nerve*. **R. maxillaris superior (seu medius) nervi trigemini.** See *Superior Maxillary Nerve*. **R. medullæ spinalis,** the spinal branch of the intercostal artery supplying the spinal cord. **R. meningeus posterior.** See *R. duræ matris vagi*. **R. minor nervi vidiani,** the great superficial petrosal nerve. **R. muscularis nervi radialis,** the radial nerve. **R. nasalis nervi ophthalmici.** See *Naso-ciliary Nerve*. **R. nutrienis,** the nutrient artery of a bone. **R. ophthalmicus (quinti),** the ophthalmic nerve. **R. ossis maxillæ inferioris.** See *R. of the Inferior Maxilla*. **R. ovarii.** See *Ovarian Artery*. **R. palmaris longus nervi mediani,** a branch of the median nerve distributed to the integument of palm of the hand. **R. perpendiculares (mandibulæ).** See *R. of Inferior Maxilla*. **R. posterior.** 1. The ilio-lumbar artery. 2. The posterior limb of the fissure of Sylvius. **R. primus nervi trigemini (seu primus quinti).** See *Ophthalmic Nerve*. **R. profundus nervi radialis.** See *Radial Nerve*. **R. recurrens vagi,** a branch of the jugular ganglion which goes to the transverse sinus through the jugular foramen. **R. secundus (ganglii gasserii),** **R. secundus nervi trigemini (seu quinti paris),** the superior maxillary nerve. **R. sinister arteriæ pulmonalis,** the left pulmonary artery. **R. sinuialis,** the recurrent branch of the ophthalmic nerve going to the tentorium. **R. sublimis (seu volaris**

**superficialis) arteriæ radialis,** the superficial volar artery. **R. superficialis nervi radialis,** the radial nerve. **R. superior ossis ischii,** the descending ramus of the ischium. **R. superioris nervi trigemini,** **R. superioris quinti,** the ophthalmic nerve. **R. supraspinatus,** the suprapinuous artery. **R. tertius nervi trigemini,** the inferior maxillary nerve. **R. vestibularis,** the vestibular nerve. **R. volaris nervi ulnaris,** the volar distribution of the ulnar nerve. **Rami accelerantes,** accelerator nerves. **R. alares,** branches of the lateral nasal artery supplying the nasal pinnæ. **R. anteriores nervorum spinalium,** the anterior divisions of the spinal nerves. **R. cardiaci (nervi vagi),** the cardiac branches of the pneumogastric nerve. **R. communicantes noni,** the branch of the descendens noni which joins the communicating branches of the second and third cervical nerves. **R. emissaria,** branches of the anterior spinal plexuses which emerge through the intervertebral and anterior sacral foramina. **R. intestinales,** branches of the cerebro-spinal nerves supplying the abdominal viscera. **R., Ischio-pubic,** the descending ramus of the ischium and the pubes taken as one. **R. linguales (nervi glossopharyngei),** the terminal branches of the ninth nerve. **R. marginales,** the branches of the palpebral arteries which aid in forming the arcus arteriosus palpebræ. **R. molles (nervi vagi).** See *Auditory Nerve*. **R. musculares,** unnamed branches of nerves or blood-vessels distributed to the muscles. **R. olfactorii,** the olfactory nerve. **R. pectorales laterales (seu perforantes laterales, seu posteriores, seu superficiales).** See *Lateral Thoracic Cutaneous Nerves*. **R. pharyngei (nervi vagi),** the branches of the vagus going to the pharynx. **Rami ventrales,** the branches of the intercostal arteries distributed to the intercostal muscles and to the ribs.

**Ramuscule** (*ra-mus' - kûl*) [*ramusculus*]. A little branch, especially of the pial arteries.

**Rancid** (*ran'-sid*) [*rancidus, rancere*, to become sour]. The condition, marked by a sharp taste and disagreeable odor, that fats and oils acquire by oxidation in the presence of light and fermentation of certain of their principles.

**Rancidification** (*ran-sid-if-ik-a'-shun*) [*rancidus, rancid*; *facere*, to make]. The act of making or the process of becoming rancid.

**Rancidity** (*ran-sid'-it-e*) [*rancidus, rancid*]. The state of being rancid.

**Randia** (*ran'-de-ah*) [after Isaac Rand, a London botanist of the eighteenth century]. A genus of cinchonaceous shrubs. **R. aculeata,** of West India; ink-berry, indigo plant. The juice of the fruit is astringent. **R. dumetorum,** of India; has a poisonous and strongly emetic fruit. Unof. **R. longiflora,** of Bengal; the cortex is used in intermittent fever.

**Range** (*rânj*) [*Fr., ranger*, to dispose]. Scope, extent or compass. **R. of Accommodation.** See *Accommodation*. **R. of Sensibility.** See *Law, Fechner's*.

**Rangoon Tar.** A variety of petroleum obtained in India.

**Ranine** (*ra'-nên*) [*rana*, a frog]. 1. The designation of a branch of the sublingual artery; also of its accompanying vein. See *Artery*. 2. Relating to that part of the tongue subject to ranula.

**Ranke, Angle of.** See *Angle*.

**Ranson's Apparatus.** See *Disinfection*.

**Ranstead** (*ran'-sted*). See *Antirrhinum linaria*.

**Ranula** (*ran'-u-lah*) [*rana*, frog]. A cystic tumor beneath the tongue, connected with the duct of the sublingual salivary gland. **R. lapidea,** salivary calculi. **R. pancreatica,** a dilated saccular condition of the larger pancreatic ducts due to calculous obstruction.

**R., Suprahyoid**, a cystic tumor situated above the hyoid bone.

**Ranunculaceous** (*ra-nung'-ku-la'-se-us*) [*ranunculus*, a medicinal plant]. Noting, or relating to plants of the order *Ranunculaceæ*.

**Ranunculus** (*ra-nung'-ku-lus*) [L.]. A genus of acid herbs of many species, growing in many temperate and cold regions, *e.g.*, buttercups, or crowfoot. Many of the species are acid poisons, and have been used (especially *R. acris*, *bulbosus*, *flammula*, and *sceleratus*) as counter-irritants and vesicants. Unof. **R. aconitifolius**, a native of Europe. The root, juice, and green leaves are used. **R. acris**, blister-plant; very irritant, causing erythema aestivum. **R. alpestris**, white crowfoot of the Alps. The chamomis-hunters chew the leaves, which are said to prevent giddiness and fatigue. **R. aquatilis**, water anemone, floating white crowfoot; a species of Europe and North America. It is said to be poisonous when fresh, but otherwise wholesome and nutritive. **R. asiaticus**, turkey crowfoot; the common garden species. **R. bulbosus**, crow-flower; buttercup; a European and North American species; very acrid. It was once official as *radix ranunculi bulbosi*, and is still used by the homeopaths. **R. creticus**, a species known to the ancients, and used by them for the cure of warts, chilblains, scabies, and ulcers, also for toothache. **R. ficaria**, the lesser celandine, an edible species found in Europe; the leaves are eaten as salad, the root prepared as a vegetable. **R. glacialis**, a species found in the Alps. The root possesses sudorific properties, and is used in rheumatism and bronchial affections. **R. lingua**, **R. longifolius**, spearwort; great crowfoot; found in Europe, Asia, and North America. The root and herb were formerly official. **R. muricatus**, a European species, possessing stimulant and vesicant properties, and used for skin-diseases. **R. paludensis**, **R. palustris**, old pharmacæutic names for *R. sceleratus*. **R. repens**, creeping crowfoot; buttercup; occurring in Europe, Asia, and North America. The herbs and flowers were formerly official. **R. sceleratus**, water celery; a very acrid species found in Europe, Asia, and North America, and formerly used as a vesicant. It contains a resin and a volatile oil which yields anemoin and anemonic acid.

**Ranvier's Constrictions**. See *R.'s Nodes*. **R.'s Crosses**, brownish-black cruciform figures which appear at each node of Ranvier in preparations of nerve-tissue stained with silver nitrate. The silver diffuses into the nerve-fiber only at the nodes, stains the cement-substance joining one internode with another, thus forming the transverse bar of the cross, and as it diffuses along the axis-cylinder stains the cement-substance on the latter for a short distance, and so makes the vertical bar. **R.'s Lemon-juice Method**, a method of tracing nerve-fibers. Small pieces of tissue,  $\frac{1}{4}$  inch square, are soaked in lemon-juice 5 or 10 minutes, washed quickly in distilled water, and placed in 1 per cent. solution of gold chlorid for from 10 minutes to 1 hour, according to the density of the tissue. Wash in water, place in 50 c.c. water containing two drops of acetic acid, and expose to the light; or, if it is not desired to keep the superficial epithelium, after treating with lemon-juice and gold the tissue is placed for 24 hours in formic acid (sp. gr. 1.2) diluted with three times its volume of water, and kept in the dark (after Squire). **R.'s Nodes**. See *Node*. **R.'s Picrocarmin**. See *Stains*, *Table of*. **R.'s Tactile Discs**, nerve-endings consisting of small, cup-shaped bodies, the concave side of which is always directed toward the free surface of

the epidermis. They are those tactile corpuscles of Merkel, also of Grandy, which terminate, not in the cells, but in the intercellular substances.

**Rape** (*rāp*) [*rapere*, to seize]. Forcible sexual intercourse with a woman. According to the laws of some States, the intercourse with a young girl is also considered as rape when not effected through force, but by reason of her ignorance. **R.-oil**. See *Colza-oil*. **R.-plant**. See *Brassica*.

**Raphania** (*ra-fa'-ne-ah*) [*raphanus*, a radish]. A nervous affection attended with spasmodic disorder of the joints and the limbs. It has been attributed to a poisonous principle in the seeds of the wild radish, which are likely, at certain times, to become mixed with grain. The affection is allied to ergotism and pellagra. See *Ergotism*. **R. maisitica**, pellagra; so named because it was supposed to be caused by the use of maize as food.

**Raphe** (*raf'-a*) [*ῥᾶψ*, suture]. 1. Any line, suture, ridge, or crease having the appearance of a seam. It is applied especially to the median line of the body. 2. A ridge or cord; the continuation of the seed-stalk, extending from the hilum to the chalaza along the side of an anatropous or an amphitropous ovule or seed. **R., Exterior**, the stria longitudinalis medialis. **R. inferior corporis callosi**, the raphe on the inferior surface of the corpus callosum. **R. palati duri**. Same as *R. palatine*. **R., Palatine**, the narrow ridge of mucosa in the mesial line of the palate. **R. of the Penis**, a continuation of the raphe of the scrotum upon the penis. **R., Perineal**, the ridge of skin in the middle line of the perineum. **R. of the Pharynx**, a fibrous band in the median line of the posterior wall of the pharynx. **R. post-oblongata**, the posterior median fissure of the medulla oblongata. **R. of the Scrotum**, a median ridge dividing the scrotum into two lateral halves; it is continuous, posteriorly, with the raphe of the perineum, anteriorly with the raphe of the penis. The septum of the medulla oblongata, of Stilling. **R. superior corporis callosi**, the longitudinal raphe in the middle of the superior surface of the corpus callosum. **R. of the Tongue**, a median furrow on the dorsal surface of the tongue corresponding to the fibrous septum which divides it into symmetric halves.

**Raphis** (*ra'-fis*) [*ῥαφίς*, a needle: *pl.*, *Raphides*]. In biology, one of the needle-shaped crystals, found in bundles in the cells of many plants. See also *Rhaphis*.

**Raptus** (*rap'-tus*) [*rapere*, to seize]. Any sudden attack or seizure; rape. **R. hæmorrhagicus**, a sudden hemorrhage. **R. maniacus**, transient frenzy. **R. melancholicus**, sudden and vehement melancholy. **R. nervorum**, cramp or spasm.

**Rarefaction** (*rar-e-fak'-shun*) [*rarus*, rare; *facere*, to make]. The decreasing of the density or tension of a gaseous substance, especially the air; attenuation; dilution. **R. of Bony Tissue**, the attenuation of bony tissue as a result of osteitis or senile atrophy. See *Osteoporosis*. **R., Pulmonary**. See *Emphysema*.

**Raritas** (*rar'-it-as*) [L.]. Rarity. **R. dentium**, fewness of teeth; less than the usual number of teeth, with or without interspaces between them.

**Rarity of the Atmosphere**. See *Atmospheric*.

**Rasceta** (*ra-se'-tah*) [L.]. The transverse lines or creases of the skin on the inner side of the wrist.

**Rash** [OF., *rasche*, a rash]. Any exanthematous eruption of the skin. **R., Canker**. Same as *Scarlatina*. **R., Caterpillar**, a localized eruption attributed to the irritant action of the hairs of certain caterpillars. **R., Doctors'**, a transitory rash sometimes seen in nervous persons undergoing medical ex-



- amination. **R., Drug**, a rash due to the toxic action of arsenic, potassium iodid or bromid, quinin or other drug. **R., Medicinal**. See *R., Drug*. **R., Millet-seed**. See *Miliaria*. **R., Mulberry**, an eruption resembling the exanthem of measles, sometimes occurring in the course of typhus (Jenner). **R., Nettle**. See *Urticaria*. **R., Rose**. See *Roseola*. **R., Scarlet**. See *Scarlet Fever*. **R., Tooth**, any rash attributed to dentition. **Strophulus. R., Typhoid**. See *Typhoid Fever*. **R., Wildfire**, any transitory erythematous rash.
- Rasorian** (*ra-zo'-re-an*) [after *Rasori*]. Following the teachings of Rasori; contrastimulant. **R. Method**, in phlebotomy, repeated bleeding.
- Rasorianism, Rasorism** (*ra-zo'-re-an-izm, ra-zo'-rizm*) [after *Rasori*]. The doctrine of Rasori; contrastimulism.
- Raspail's Eau Sedatif**. See *Ammonium and Camphor*.
- Raspatory** (*ras'-pat-o-re*) [*raspatorium*; *radere*, to scrape]. In surgery, a rasp or file for trimming the rough surfaces of bones or for removing the periosteum.
- Raspberry** (*ras'-ber-e*). See *Rubus idæus*.
- Rasura** (*ra-zu'-rah*) [L.]. 1. The process of rasping, shaving, or scraping. 2. That which is scraped or shaved off.
- Rat** [ME., *ratte*, rat]. A rodent of the family *Muridae*. **R.-tail Sutures**, fibers from the rat's tail, used instead of silk or gut, for surgical sutures. **R.-tooth Forceps**. See *Forceps*.
- Ratafia** (*rat-a-fe'-ah*) [Malay, *arag*, arrack; *tafia*, a spirit distilled from molasses]. A name for various *liqueurs*, or aromatized and sweetened cordials.
- Ratanhia** (*rat-an'-e-ah*) [Peruv., *ratana*]. See *Krameria*. **R., Decoctum** (*radicis*), a decoction made by boiling one part of ratanhia with 40 parts of water, and filtering when cold. **R., Extractum, Alcoholicum**, an extract prepared from an infusion of ratanhia in 22 per cent. alcohol, which is driven off by distillation, and the residue evaporated. **R., Extractum, Americanum** (seu *falsum*). See *American Kino*. **R., Extractum, Æquosum** (seu *depuratum*). See *Extractum kramerie*. **R., Extractum, Fluidum**. See *Extractum kramerie fluidum*. **R., Extractum, Venale**. See *Extractum kramerie*. **R., Infusum**. See *Infusum kramerie*. **R., Poudre**. Dried ratanhia, powdered and sifted. **R., Red**, a red pigment,  $C_{26}H_{22}O_{11}$ , obtained from the bark of ratanhia. **R.-tannic Acid**, a tannic acid occurring in the roots of several kinds of krameria. **R., Suppositoriæ**, suppositories consisting of one grain of ratanhia and three of oil of theobroma (Fr. Cod.). **R., Syrupus, cum extracto, R., Syrupus**. See *Syrupus kramerie*. **R., Tinctura**. See *Tinctura kramerie*.
- Ratanhin** (*rat'-an-in*) [Peruv., *ratana*],  $C_{10}H_{13}NO_3$ . Methylated tyrosin.
- Ratany** (*rat'-an-e*). See *Ratanhia*.
- Rathke, Glands of**. See *Gland*. **R., Investing Mass of**, the membranous capsule covering the end of the chorda dorsalis in the developing embryo and forming the rudiment of the base of the skull. It molds itself on the cerebral vesicles, so as to constitute the membrane in which the vault of the skull is developed. The membranous capsule at the base of the skull presents two thickenings, the *lateral trabecule of Rathke*, directed forward and enclosing the pituitary opening. **R., Lateral Trabeculæ of**. See *R., Investing Mass of*. **R., Pouch of**. See *Pouch*.
- Rathke's Organ**, an extremely muscular division of the gut in certain crustaceans (parasitic, or female, *Isopoda*) which carries on energetic rhythmic contractions. It is the third division; following the *cephalogaster* and *typhlosolis*.
- Ratio** (*ra'-she-o*) [L.]. 1. The mind or reasoning faculties. 2. In chemistry and pharmacy, the proportion of ingredients or of atomic composition. **R. medendi**, the theory or scheme of a course of medical treatment. **R., Ocular Micrometer**, the number obtained by finding the number of divisions on the ocular micrometer required to include the image of an entire millimeter of the stage micrometer.
- Ration** (*ra'-shun*) [*ratio*, proportion]. The daily allowance of food of a soldier or a sailor.
- Rational** (*ra'-shon-al*) [*ratio*, reason]. Relating to reason; reasonable. In therapeutics, opposed to empiric. **R. Formula**, in chemistry, a structural formula. See *Formula*.
- Ratsbane** (*ratz-ban'*) [ME., *ratte*, rat; *bane*]. A popular name for rat-poisons containing arsenic; arsenious acid. See *Rough on Rats*. **R., Yellow**, orpiment.
- Rattle** (*rat'-l*) [ME., *ratelen*, rattle]. See *Râle*. **R., Death-**, a gurgling sound observed in dying persons, due to accumulation of mucus in the trachea obstructing the passage of air. **R.-herb**, the *Actæa spicata*. **R.-weed**, the *Actæa racemosa*.
- Ratula** (*rat'-u-lah*). See *Raspatory*.
- Rau, Process of**. The longer process at the junction of the handle with the neck of the malleus. It is also called the *Process of Folius*.
- Rauber's Convolution**. See *Convolutions, Table of*.
- R.'s Layer**, a superficial stratum of flat cells occurring in the center of the embryonal spot at an early stage in the development of the blastodermic membranes.
- Raucedo** (*raw-se'-do*) [*raucus*, hoarse]. Hoarseness arising from inflammation of the mucosa of the larynx and throat. **R. catarrhalis**, hoarseness resulting from laryngitis. **R. potatorum**, hoarseness caused by drinking whiskey or other distilled liquors. **R. syphilitica**, chronic hoarseness due to secondary syphilitic affections of the larynx.
- Raucitas** (*raw'-sit-as*). See *Raucedo*.
- Raucous** (*raw'-kus*) [*raucus*, hoarse]. Husky; hoarse.
- Raulin's Liquid**. A nutritive liquid composed entirely of mineral constituents, upon which the common mold, *Aspergillus niger*, grows more perfectly and to a greater size than upon any of the natural (organic) substances upon which the parasite habitually develops. It is composed, in grams, of the following: water, 1500; crystallized sugar, 70; tartaric acid, 4; ammonium nitrate, 4; ammonium phosphate, 0.6; potassium carbonate, 0.6; magnesium carbonate, 0.4; ammonium sulphate, 0.25; zinc sulphate, 0.07; iron sulphate, 0.07; potassium silicate, 0.07. The suppression or diminution of the quantity of a single one of these salts diminishes the harvest, often far more than the proportion of the weight of the changed salt.
- Rauracienne** (*ro-ras-e-en'*). Same as *Orseillin* and *Fast Red*. See *Pigments, Conspectus of*.
- Rauschbrand** (*rowsh'-brant*) [Ger.]. The German name for black-leg, *g. v.*
- Ravaton's Amputation**. An amputation performed by making a circular incision through all the structures down to the bone and a lateral lengthwise incision, to secure flaps. See *Operations, Table of*.
- Ray** (*ra*) [ME., *raye*, a ray]. 1. A beam, pencil, or cone of light; a line of light or heat proceeding from a luminous point. One of the component elements of light or of the spectrum. 2. One of a number of lines diverging from a common center. In biology, the branch of an umbel: the marginal flowers of an inflorescence when their structure varies from those of the disc, *e. g.*, ligulate flowers, or circle of enlarged tubular flowers in heads of *Compositæ*, outer flowers

in cyme of wild hydrangea. **Rs.**, Actinic, solar rays that produce chemic change. **Rs.**, Bipolar, rays leading from one point of divergence to another, as in the diaster of a cell undergoing indirect division. **Rs.**, Chemic. See *Rs.*, Actinic. **R.**, Extraordinary, the polarized ray that departs farthest from the ordinary law of refraction. Its vibrations are parallel to the vertical axis. **R.**, Fin-, one of the radiating, bony spines forming the framework of the fins in fishes. **R.-flore**t. Same as *R.-flower*. **R.-flower**, one of the marginal flowers of an inflorescence when distinct from those of the disc. **R.-fungus**. See *Actinomyces*. **R.**, Medullary, one of the vertical partitions of parenchyma radiating from the pith to the bark in woody plants, and separating the bundles of fibro-vascular tissue. **R.-oil**, the oil of the liver of the fish called ray or skate, *Raja bat*is, said to be an effective substitute for cod-liver oil. **R.**, Ordinary, the polarized ray which follows most nearly the ordinary law of refraction. Its vibrations are perpendicular to the vertical axis.

**Ray's Mania.** A form of general moral insanity. See *Diseases*, Table of.

**Raygat's Test.** See *Birth*.

**Raymond's Blue.** Same as *Napoleon Blue*.

**Raynaud's Disease.** A vascular disorder characterized by three grades of intensity: (a) *Local syncope*, observed most frequently in the extremities, and producing the condition known as dead fingers or dead toes; it is analogous to that induced by intense cold. (b) *Local asphyxia*, which usually follows local syncope, but may develop independently. Chilblains are the mildest manifestation of this condition. The fingers and toes and the ears are the parts usually affected. In the most extreme degree the parts are swollen, stiff, and livid, and the capillary circulation is almost stagnant. (c) *Local or symmetric gangrene*, the mildest form of which follows local asphyxia. Small areas of necrosis appear on the pads of the fingers and of the toes, also at the edges of the ears and tip of the nose. Occasionally symmetric patches appear on the limbs or trunk, and in severe cases terminate in extensive gangrene. Raynaud suggested that the local syncope was produced by contraction of the vessels; the asphyxia is probably caused by dilatation of the capillaries and venules with persistence of the spasm of the arterioles. Two forms of congestion occur, which may be seen in adjacent fingers, one of which may be swollen, intensely red, and extremely hot; the other swollen, cyanotic, and icy cold (Osler). See *Sphaceloderma*. **R.'s Gangrene.** Same as *R.'s Disease*. **R.'s Phenomenon.** See *Acroasphyxia* and *Diseases*, *Eponymic*, Table of.

**Re-**. A Latin prefix signifying *back* or *again*.

**Reabsorption** (*re-ab-sorp't-shun*). See *Resorption*.

**Reaching** (*rech't-ing*) [*ME.*, *rechen*, to reach]. To attempt to vomit; to reach.

**Reacquired** (*re-ak-wird'*) [*re*, again; *acquirere*, to acquire]. Acquired a second time. **R. Movements.** See *Acquired Movements*.

**Reaction** (*re-ak'-shun*) [*re*, again; *agere*, to act]. 1. Mutual action; interaction. The response of an organ, tissue, or the system, to a stimulus, agent, or influence. Recuperation or return of power after depression or "shock." The supervention of fever after a surgical operation, or trauma. 2. In chemistry, the result of introducing a reagent or test. See *Tests*, Table of. 3. In electro-therapeutics, the muscular contraction following the making or breaking of the current. **R.**, Acid, the reddening of blue litmus paper by the action of an acid; a test for the presence of acids. **R.**, Adamkiewicz's, a reaction employed as a test for

albuminoids. See *Tests*, Table of. **R.**, Alkaline, a reaction indicative of alkaline properties, and in which red litmus paper is changed to blue. **R.**, Amphicroitic, **R.**, Amphigenous, **R.**, Amphoteric, a double reaction occurring occasionally in urine, owing to the presence of substances by which the liquid responds to both the acid and alkaline tests. **R.**, Biuret. See *Tests*, Table of. **R. of Degeneration** ("*De.R.*"), diminution and loss of faradic excitability in both nerves and muscles, the galvanic excitability of the muscles remaining unimpaired, sometimes notably increased, and always undergoing definite qualitative modifications. It is due to a degenerative atrophy in the nerves and muscles, eventually in the muscles only, whose origin is always nervous, paralytic, or atrophic, and whose seat is in the peripheral nerves, motor roots, or central gray substance. Strict cerebral disease is excluded. The lesion is either in the peripheral nerves or spinal cord. *De. R.* is of special value in prognosis. When there is only **Partial De. R.** (*i. e.*, slight diminution of both galvanic and faradic excitability, "a less maximum contraction rather than a later minimum"), the disease will probably last one or two months; if complete, it will last much longer. The *De. R.* embraces the following *modifications of irritability*: 1. Disappearance or diminution of nervous irritability to both galvanic and faradic currents. 2. Disappearance of faradic and increase of galvanic irritability of muscles, generally associated with an increase of mechanical irritability. 3. Disappearance of faradic and increase of galvanic muscular irritability, associated generally with increased mechanical irritability. 4. Tardy, delayed contraction of muscles, instead of the quick reaction of normal muscles. 5. Marked modification of normal sequence of contraction. A special variety of the *De. R.* is the so-called **Reaction of Exhaustion**, which is a condition of nervous and muscular irritability to electric excitation in which a certain reaction produced by a given current-strength cannot be reproduced without an increase of current-strength. **R.**, Galvano-trophic, of L. Hermann, a phenomenon observed in small aquatic animals subjected to the influence of a galvanic current. After a few spasmodic movements, they place themselves in the direction of the current, with the head toward the positive pole. **R.**, Gmelin's. See *Tests*, Table of. **R.**, Hemipoc Pupillary, of Wernicke, a reaction in which a pencil of light thrown on the blind side of the retina gives rise to no movement in the iris, but thrown upon the normal side produces contraction of both irides. **R.-impulse**, the supposed recoil of the cardiac ventricles after the discharge of the blood into the aorta and pulmonary artery. **R.**, Isofaradic, of Adamkiewicz, a condition of muscle in which it responds only to the faradic current. **R.**, Myotonic, of Erb, a reaction seen in Thomsen's disease, in which there is quantitative and qualitative increase in the faradic excitability. **R.**, Neutral, a reaction indicating the absence of both acid and alkaline properties; also, of positive opposite qualities. **R.-period**, the period following a trauma or operation in which there is recovery from the incident shock. **R.-time**, in physiology and psycho-physics, the interval between the application of a stimulus and the beginning of the corresponding muscular contraction. **R.**, Xanthoproteic. See *Tests*, Table of.

**Readjustment** (*re-ad-just'-ment*). See *Advancement*.

**Reagent** (*re-a'-jent*) [*re*, again; *agere*, to act]. In chemistry, anything used to produce a reaction, or to test for the presence of an element. A test. See *Tests*, Table of. **R.**, General, a reagent that indicates the group of substances to which a body belongs, with-



out determining which one of the group it is. **R.**, **Special**, a reagent which indicates the presence of an individual substance, and not only the group of which it is a member.

**Real** (*re'-al*) [*ME., real, real*]. Actual; true; genuine. **R. Image**. See *Image*.

**Realgar** (*re-al'-gahr*) [*Arab., rahj alghar, realgar*]. An old name for arsenous disulphid,  $As_2S_3$ . See *Pigments, Conspectus of*.

**Reamer** (*re'-mer*) [*ME., remen, to widen*]. An instrument for gouging out holes. **R.**, **Dentists'**. See *Nerve-canal Reamer*.

**Reanimate** (*re-an'-im-āt*) [*re, again; animare, to animate*]. To revive; to resuscitate; to restore to life, as a person apparently dead.

**Reanimation** (*re-an-im-a'-shun*) [*reanimate, to reanimate*]. The act of restoring to life; reviving.

**Reason** (*re'-zon*) [*ME., reson, reason*]. The intellectual faculty.

**Réaumur's Thermometer**. See *Thermometer*.

**Reboulleau's Blue**. Same as *Schweinfurth Blue*.

**Recaulescence** (*re-kaw-les'-ens*) [*re, again; caulis, a stem*]. In biology, Schimper's term to indicate the union of a petiole to a peduncle or branch.

**Receiver** (*re-se'-ver*) [*recipio, to receive*]. 1. In chemistry and pharmacy, the vessel receiving the products of distillation. 2. A popular term for the blanket in which an infant is placed after division of the umbilical cord.

**Receptacle** (*re-sep'-ta-kl*) [*receptaculum, a receptacle*]. 1. A vessel or place in which something is contained; a receiver or container. 2. In biology, (a) the more or less expanded part of an axis upon which the floral organs are inserted (torus), or the collected flowers of the head, as the disc-like apex of the peduncle in *Compositæ*. In cryptogams a structure of similar nature. An organ or part or intercellular space formed for the storing of secretions; (b) a receptaculum. **R.**, **Common**, the short rachis bearing a flower-head. **R. of the Flower**, the axile part of a single flower. **R. of Fungi**, a receptacle of cellular tissue, developed from the mycelium, for the reception of the reproductive organs. **R. of Inflorescence**. See *R.*, *Common*. **R. of the Ovules**. See *Placenta*. **R.**, **Polliniferous**, of R. Brown, a cellular plate in an anther-cell, dividing it into two compartments. **R.**, **Seminal**. See *Receptaculum seminis*.

**Receptacular** (*re-sep-tak'-u-lar*) [*receptaculum, a receptacle*]. Pertaining to a receptaculum.

**Receptaculum** (*re-sep-tak'-u-lum*) [*recipere, p.p. receptus, receive, hold, contain*]. In biology, any part or organ for the reception of a secretion. See *Receptacle*. **R. chyli**, an expansion of the thoracic duct opposite the last dorsal vertebra. See *Pecquet's Reservoir*. **R. cotunni**, a triangular space near the middle of the posterior surface of the petrous portion of the temporal bone, at the termination of the aquæductus vestibuli. It is formed by the separation of the laminae of the dura mater.

**Receptive** (*re-sep'-tiv*) [*recipere, to receive*]. Having the quality of or capacity for receiving. **R. Centers**, In physiology and psycho-physics, nerve-centers to which influences arrive that may excite sensations or some kind of activity not associated with consciousness.

**Receptum** (*re-sep'-tum*). See *Prescription*.

**Recess** (*re-ses'*) [*recessus, a recess*]. A fossa, ventricle, or ampulla; an anatomic depression. **R.**, **Chiasmal**, a pit in front of the infundibulum bounded by the optic chiasm and the cinereous lamina. **R.**, **Cochlear**, an elliptic pit below the oval window of the vestibule, forming part of the cochlea. **R.**, **Intercrural**. See *In-*

*terpeduncular Space*. **R.**, **Interscapular**, the depression between the scapulae. **R.**, **Lateral**, the lateral extension of the fourth ventricle in the angle between the cerebellum and the oblongata. **R.**, **Postpontile**, the foramen cæcum of the brain.

**Recessus** (*re-ses'-us*) [*L.*]. 1. See *Recess*. 2. Abscess. 3. A cornu of a lateral ventricle. **R. acetabuli**, the cotyloid cavity. **R. chiasmatica**. See *Lamina cinerea*. **R. cochlearis**, a shallow depression between the diverging portions of the crista vestibuli. **R. conarii**, the cavity at the base of the pineal body, situated between the supracommissure and postcommissure. **R. ellipticus**. See *Fovea hemielliptica*. **R. hemiellipticus**. See *Fovea hemielliptica*. **R. hemisphæricus**, a tiny perforated cavity in the inner wall of the vestibule, anterior to the crista vestibuli; it transmits the branches of the auditory nerve. **R. infundibuli**, the cavity of the infundibulum in the floor of the third ventricle. **R. intercruralis**, the interpeduncular space. **R. labyrinthi**, a cavity formed in the base of the fetal skull, developing into the primitive auditory vesicle, and finally into the internal ear. **R. naso-palatinus**, the nasal orifice of the naso-palatine canal. **R. occipitalis**, the posterior horn of the lateral ventricle. **R. opticus**. See *Lamina cinerea*. **R. peritonæi**, the pocket-like processes formed by the peritoneum. **R. pharyngeus**, a pouch-like process of the mucosa of the pharynx situated below the opening of the Eustachian tube. **R. sphæricus**. See *Fovea hemisphærica*. **R.**, **spheno-ethmoidalis**, a small depression or groove between the sphenoid bone and the superior turbinated bones. **R. superior sacci omenti**, the cavity of the lesser omentum.

**Recidivation** (*re-sid-iv-a'-shun*) [*recidivus, a falling back*]. The relapsing of a disease. In criminology, a relapsing into crime.

**Recidive** (*re-sid-iv'*). See *Relapse and Recurrence*.

**Recidivist** (*re-sid-iv-ist*) [*recidivus, falling back*]. 1. A patient who returns to a hospital for treatment, especially an insane person who so returns. 2. In criminology, a confirmed or relapsed criminal; (a) one who for the most part has no mental or bodily signs of degeneration, caused by bad bringing up, society, poverty, sexual disorders, and who makes crime a trade or a vengeance; (b) one with inborn criminal inclinations and a positive tendency to insanity or epilepsy; and (c) one whose antecedents and environment lead him to crime by blunting his sense of honor and morality. The latter classes are inclined to coarseness, boldness, resistance, and wilful spoiling of their clothes; but are not legally regarded as insane.

**Recidivity** (*re-sid-iv'-it-e*) [*recidivatus, a restoration*]. Tendency to return or to relapse.

**Recipe** (*res'-ip-e*) [*recipere, to take*]. A Latin word contracted to **R.**, used as the heading of a physician's prescription and signifying *take*. See also *Prescription*.

**Receptomotor** (*re-sip-e-o-mo'-tor*) [*recipere, to receive; motor, mover*]. Receiving motor impulses.

**Recklinghausen, Canals of**. See *Canal*.

**Recline** (*rek'-lin-āt*) [*reclinare, to bend back, recline*]. In biology, reclined or bent downward. Applied to stems, branches, etc. Also applied to that form of vernation in which the apex of the leaf is bent downward toward the base, and to a cotyledon doubled over in the seed. It is used to qualify the hairs and processes of insects when they bend toward a surface as if to rest on it.

**Reclinatio** (*rek'-lin-a'-she-o*). See *Reclination*. **R. palpebrarum**, ectropion.

**Reclination** (*rek-lin-a'-shun*) [*reclinare*, to recline]. The act of lying, or of laying down. **R. of Cataract.** See *Couching*.

**Recline** (*re-klīn'*) [*reclinare*, to lean back]. To lean backward or downward; to rest in a recumbent posture.

**Reclining** (*re-klī'-ning*) [*reclinare*, to recline]. Bending downward or backward; having a leaning posture. **R. Board**, a board to which young persons are sometimes strapped to prevent stooping and to give erectness to the figure. **R. Posture.** See *Postures*.

**Reclivate** (*rek'-liv-āt*) [*re*, back; *clivus*, sloping]. In biology, doubly curved, as the letter *s*.

**Reclus Disease.** Cystic disease of the mammary gland. See *Diseases, Table of*.

**Recluser** (*re-klū'-zor*) [*recludere*, to shut up]. A muscle that opens a part, as the levator palpebræ superioris.

**Reclusus** (*re-klū'-sus*) [*recludere*, to shut up]. Shut in, enveloped, as a plant-embryo embedded in albumin.

**Recognition Time.** See *Time*.

**Recoil Wave.** See *Pulse*.

**Recondite** (*re-kon'-dit*, or *rek'-on-dit*) [*re*, back; *condere*, put together]. Hidden; not readily perceived. Said of organs of insects that are not exerted.

**Reconstitution** (*re-kon-stit-u'-shun*) [*re*, again; *constituere*, to constitute]. Continuous repair of decaying tissue, or restoration to compensate loss by tissue-waste.

**Recovery** (*re-kuv'-er-e*) [*Fr.*, *recouvrer*, recover]. The restoration of health; return to a state of health.

**Recreate** (*rek'-re-āt*) [*recreare*, to revive]. To revive or refresh; to reanimate.

**Recreation** (*rek-re-a'-shun*) [*recreatio*, restoration]. The act of recreating or refreshing. Diversion.

**Recrement** (*rek'-re-ment*) [*recrementum*]. A secretion that is reabsorbed or reabsorbable.

**Recremental** (*rek-re-men'-tal*) [*recrementum*, dross]. Pertaining to recrement.

**Recrementitious** (*rek-re-men-tish'-us*) [*recrementum*, dross]. Of the nature of a recrement; pertaining to such natural secretions as saliva and gastric juice, that, after excretion are again absorbed.

**Recrescence** (*re-kres'-ens*) [*re*, again; *crescere*, to come forth, to grow]. The reproduction of a lost part.

**Crudescence** (*re-kru-des'-ens*) [*re*, again; *crudescere*, to become raw]. The beginning anew or increase in the symptoms of a disease after a short intermission.

**Rectal** (*rek'-tal*). Pertaining to the rectum. **R. Etherization.** See *Anesthetic*. **R. Glands.** From two to six projecting glandular bodies in the rectum of many insects (*Orthoptera*, *Diptera*). In certain larvæ (*Libellula æschna*) they take the form of respiratory organs. **R. Pouch**, of rays and sharks, a dorsal diverticle of the rectum characteristic of the group.

**Rectalgia** (*rek-tal'-je-ah*) [*rectum*, rectum; *ἀλγος*, pain]. Pain in the rectum; proctalgia.

**Rectangular** (*rek-tang'-gu-lar*) [*rectus*, straight; *angulus*, an angle]. Having straight sides or right angles. **R. Flap Amputation.** See *Tsale's Operation in Operations, Table of*.

**Recticruræus** (*rek-tik-ru-re'-us*) [*rectus*, straight; *crus*, leg]. The rectus femoris muscle.

**Rectification** (*rek-tif-ik-a'-shun*) [*rectus*, straight; *facere*, to make]. A straightening, as of a crooked limb. In chemistry, the redistillation of weak spirit in order to strengthen it. **R., Artificial**, the operation of correcting a faulty position of the fetal head during labor by the hand or with the forceps.

**Rectified** (*rek'-tif-id*) [*rectus*, straight; *facere*, to make]. Refined; made right or straight. **R. Spirit**, alcohol containing 85 per cent. of spirit.

**Rectinerved** (*rek'-tin-er-vud*) [*rectus*, straight; *nervus*, nerve]. In biology, with straight nerves or veins.

**Rectipetality** (*rek-tip-et-al'-it-e*) [*rectus*, straight; *petere*, to seek]. In biology, the inherent tendency of growing organs to advance in a right line, modified, however, by *Heterauxesis* (*q. v.*), as demonstrated by Voechting.

**Rectirostral** (*rek-te-ros'-tral*) [*rectus*, straight; *rostrum*, beak]. Straight-beaked.

**Rectischiac** (*rek-tis'-ke-ak*). Same as *Ischiorectal*.

**Rectiserial** (*rek-tis'-el-re-al*) [*rectus*, straight; *series*, a row]. In biology, arranged in straight lines or ranks.

**Rectitic** (*rek-tit'-ik*) [*rectum*, rectum; *ιτις*, inflammation]. Of the nature of or affected with rectitis.

**Rectitis** (*rek-tit'-tis*) [*rectum*, rectum; *-itis*, inflammation]. Inflammation of the rectum; proctitis. **R. proliferans**, chronic inflammation of the rectum, with increase of the connective-tissue elements and the development of small granulomata.

**Recto-** (*rek'-to-*) [*rectum*, rectum]. A prefix used to denote connection with or relation to the rectum.

**Rectocele** (*rek'-to-sēl*) [*rectum*, rectum; *κήλη*, tumor]. Prolapse of the rectum, causing a rectal tumor and even protrusion of the rectum.

**Rectococcygeal** (*rek-to-kok-sij'-e-al*) [*rectum*, rectum; *κόκκυξ*, the coccyx]. Pertaining to the rectum and the coccyx.

**Rectococcyx** (*rek-to-kok-si-peks'-e*) [*rectum*, rectum; *κόκκυξ*, coccyx; *πήξις*, a fastening]. Suturing of the rectum to the coccyx.

**Recto-colonic** (*rek-to-kok-lon'-ik*) [*rectum*, rectum; *κόλον*, colon]. Pertaining to the rectum and the colon.

**Rectogenital** (*rek-to-jen'-it-al*) [*rectum*, straight; *genitalis*, pertaining to generation]. Pertaining to the rectum and the genital organs.

**Rectopexia** (*rek-to-peks'-e-ah*) [*rectum*, rectum; *πήξις*, a fastening]. Fixation of a prolapsed rectum in a desired position by artificial means.

**Rectopexy** (*rek'-to-peks-e*). Same as *Rectopexia*.

**Rectophobia** (*rek-to-fō'-be-ah*) [*rectum*, rectum; *φόβος*, fear]. A presentiment or sense of impending ill experienced by patients having rectal disease (Kelsey).

**Rectoscope** (*rek'-to-skōp*) [*rectum*, rectum; *σκοπεῖν*, to inspect]. A rectal speculum.

**Rectoscopy** (*rek-tos'-ko-pe*) [*rectum*, rectum; *σκοπεῖν*, to inspect]. An examination of the rectum.

**Rectostenosis** (*rek-to-sten-o'-sis*) [*rectum*, rectum; *στένωσις*, stenosis]. Stenosis of the rectum.

**Rectotome** (*rek'-to-tōm*) [*rectum*, rectum; *τομή*, a cutting]. A cutting instrument used in rectotomy.

**Rectotomy** (*rek-tot'-o-me*) [*rectum*, rectum; *τέμνειν*, to cut]. Incision of the rectum for stricture, etc.

**Recto-urethral** (*rek-to-u-re'-thral*) [*rectum*, rectum; *οὔρον*, urine]. Pertaining to the rectum and the urethra.

**Recto-uterine** (*rek-to-u'-ter-in*) [*rectum*, rectum; *uterus*, the womb]. Pertaining conjointly to the rectum and the womb. **R. Cul-de-sac**, the pouch of Douglas. **R. Folds**, **R. Ligaments**. Semilunar folds of peritoneum passing on each side from the rectum to the posterior upper surface of the uterus. **R. Fossa**. The space between the uterus and the rectum above the borders of the recto-uterine folds. **R. Pouch**. Douglas's cul-de-sac.

**Recto-uterinus** (*rek-to-u-ter-i'-nus*) [*rectum*, rectum; *uterus*, uterus]. A band of non-striated muscles in the recto-uterine folds.

**Recto-vaginal** (*rek-to-vaj'-in-al*) [*rectum*, rectum; *vagina*, vagina]. Pertaining conjointly to the rectum and the vagina. **R. Cul-de-sac**, the pouch of Douglas. **R. Fistula**, an opening between the vagina and the rectum. **R. Hernia**. Same as *Rectocele*. **R. Septum**, the tissues separating the rectum and the vagina.



**Recto-vesical** (*rek-to-ves'-ik-al'*) [*rectum*, rectum; *vesica*, the bladder]. Pertaining conjointly to the rectum and the bladder. **R. Folds**, the posterior false ligaments of the bladder; lunate peritoneal folds between the bladder and the rectum in the male. Also called *semilunar folds of Douglas*. **R. Fossa**, the pouch of peritoneum lying between the bladder and the rectum.

**Rectrix** (*rek'-triks*) [*rectrix*, governess, mistress: *pl.*, *Rectrices*]. In biology, one of the rectrices, or tail-feathers, of a bird.

**Rectum** (*rek'-tum*) [*rectus*, straight]. The lower part of the large intestine, extending from the sigmoid flexure to the anus. Beginning opposite the left sacro-iliac synchondrosis, it passes obliquely downward to the middle of the sacrum, and thence descends in the median line to terminate in the anus. It presents two curves, one in the direction of the concavity of the sacrum and coccyx, and a shorter one in the opposite direction as it turns backward to the anus. Narrower than the sigmoid flexure in its upper portion, it gradually increases in size, and just above the anus a considerable dilatation occurs. It has four coats, from within outward, as follows: mucosa, muscularis mucosæ, submucosa, muscularis. It has also a partial investment of peritoneum. The mucous coat has a lining of columnar epithelium, and is raised in longitudinal ridges or folds, the *columnæ morgagni*. The muscular coats consist of an outer longitudinal layer of fibers and an inner circular layer, especially thick at the lower end, where they constitute the internal sphincter. **R., Encysted**, Gross's disease of the anus; a pathologic sacculation of the rectum. See *Diseases, Table of*.

**Rectus** (*rek'-tus*) [L.]. Right. In a straight line.

**R. Muscles**. See *Muscles, Table of*.

**Recubant** (*rek'-u-bant*) [*recubans*, lying back]. Lying down; reclining.

**Recumbency** (*re-kum'-ben-se*) [*recumbere*, to recline]. The posture of one who is lying down; decubitus.

**Recumbent** (*re-kum'-bent*) [*recumbere*, to recline]. Leaning back; reclining.

**Recuperate** (*re-ku'-per-ät*) [*recuperare*, to regain]. To recover; to regain strength or health.

**Recuperation** (*re-ku-per-ä'-shun*) [*recuperatio*; *recuperare*, to recover]. Convalescence. Restoration to health.

**Recuperative** (*re-ku'-per-a-tiv*) [*recuperativus*]. Pertaining to, or tending to, recovery of health or strength.

**Recurrence** (*re-ku'-rens*) [*recurrere*, to run back]. The return, as of a disease.

**Recurrent** (*re-ku'-rent*) [*recurrere*, to run back]. Recurring; reappearing. In anatomy, turning back in its course, as an artery or nerve. **R. Erysipelas**. See *Erysipelas*. **R. Fever**, the same as relapsing fever. **R. Mania**. Same as *Periodic Mania*. **R. Pulse**. See *Pulse* and *Pulsus*. **R. Summer Eruption**. See *Hydroa vacciniforme*.

**Recurring** (*re-ku'-ing*) [*recurrere*, to run back]. Returning; occurring again. **R. Disease**, one that returns or relapses. **R. Utterance**, the involuntary utterance of certain words, usually a symptom of motor aphasia.

**Recurvate** (*re-ku'-vät*) [*recurvatus*, curved back]. In biology, recurved.

**Recurvation** (*re-ku'-va'-shun*) [*recurvatus*, curved back]. The act or process of recurring or of bending backward.

**Recurved** (*re-ku'-vd'*) [*re*, back; *curvare*, to curve]. In biology, bent back or downward. Curved upward when applied to the bill or beak of a bird.

**Recurvirostral** (*re-ku'-re-ros'-tral'*) [*recurvus*, bent back; *rostrum*, beak]. Having a recurved bill.

**Recurvuous** (*re-ku'-vus*) [*recurvus*]. Bent backward.

**Recutitus** (*rek-u-te'-tus*) [*re*, back; *cutis*, skin]. 1. Circumcised. 2. In biology, apparent denudation of the epidermis.

**Red** [ME., *red*, red]. The least refrangible color of the spectrum. **R. Antimony**. See *Kermes Mineral*.

**R. Arsenic**. Same as *Realgar*. **R. Baneberry**, the root of *Acetata rubra*, a very violent purgative. Dose of the fld. ext. m℥-x. Unof. **R. Bark**. See *Cinchona*. **R. or Black Water**, a blood-disease affecting cattle and sheep, in which in cattle the urine is of a red or blood color, while in sheep there is an effusion of bloody serum into the abdominal cavity. **R.-blindness**. See *Blindness*. **R.-blooded**, having red blood. **R. Bole**. Same as *Ocher*. **R. Braxy**. See *Braxy*. **R. Bud**. See *Judas Tree*. **R., Chinese**. Mercuric sulphid. **R. Cohosh**. See *Actea*. **R., Congo**, a red dye which is turned blue by acids, and is a delicate test for them. **R. Corpuscles**. See *Corpuscles*. **R.-crested**, having red crests. **R.-cross Society**, an international society founded by Clara Barton, and intended to act upon the principles laid down in the Geneva Convention of 1864. It furnishes nurses and supplies for service in wars, and relieves the distress, needs, or wants of those who suffer in floods, pestilences, and public calamities. **R.-green blindness**, a form of color-blindness in which shades of red and green cannot be distinguished. **R. Gum**: 1. A disease of grain. 2. A red papular eruption of infants. Also called *gum-rash* and *strophulus*. See *Miliaria*, also *Eucalyptus* and *Strophulus*. **R. Induration**. See *Induration*. **R. Infarct**. See *Infarct*. **R. Infiltration**. See *Infiltration*. **R. Jaundice**. See *Phenigmus*.

**R. Lane**, a vulgarism for the throat. **R. Lead**. Same as *Minium*. See *Antimonial Cinnabar* in *Pigments, Conspectus of*. **R. Lip-salve**. See *Theobroma*, *Ol.* **R. Maple**. See *Acer*. **R.-milk Bacillus**, *Bacillus prodigiosus*. Milk affected by it is called "bloody milk" by farmers. See *Bacteria, Synonymatic Table of*. **R. Mixture**, a combination of rock salt, potassium nitrate, sodium carbonate, and molasses, used for injecting bodies for the dissecting room. It imparts a beautiful red color to the muscles. It is also called *Horner's Mixture*. **R. Neuralgia**. See *Erythromelalgia*. **R. Nucleus**. See *Nucleus tegmenti*. **R. Osier**, the bark of the common *Cornus serica*. Tonic and astringent. Dose of fld. ext. ʒss-j. Unof. **R. Pestilence**. See *R. Plague*. **R. Plague**, a form of the plague characterized by a red spot, boil, or bubo. **R.-polled**, having a red poll, or the top of the head red. **R. Precipitate**. See *Hydrargyrum*. **R., Retinal**, **R., Visual**. See *Visual Purple*. **R. Root**, Jersey tea. The root of *Ceanothus americanus*. Alternative and astringent. A popular remedy for the sore-throat of scarlatina. Dose of a decoction, *ad lib.* Unof. See *Ceanothus*, also *Lachnanthes tinctoria*. **R. Rose**. See *Rosa gallica*. **R. Saunders**. See *Santalum rubrum*.

**R.-shafted**, having the shafts of the wing and tail-feathers red. **R. Softening**, a form of acute softening of the cerebral substance characterized by a red, punctiform appearance due to the presence of blood. **R. Soldier**. See *Cholera*, *Hog*. **R. Sweat**. See *Chromidrosis* and *Micrococcus hamatodes*, under *Bacteria, Synonymatic Table of*. **R.-thighed**, having red thighs. **R.-throated**, having a red patch on the throat. **R., Violet**. See *Pigments, Conspectus of*. **R. Vision**. See *Erythropsia*. **R. Vitriol**. Same as *Colcothar*. **R.-water**, a common name for hemoglobinuria in cattle. **R.-winged**, having red wings.

**Redia** (*re'-de-ah*) [*Redi*, an Italian naturalist: *pl.*, *Rediæ*]. In biology, the larval stage of a trematode, which results from the development of a parthenogenetic egg of the first larval stage (*Sporocyst*). The *redie* have at the anterior extremity of their body a sucker-like formation, a pharynx, a simple intestinal tube, and a birth-aperture. The first *redie* give rise to a second and these to a third parthenogenetic generation and these finally to larvæ called *Cercaria*, *q. v.*

**Redintegration** (*red-in-te-gra'-shun*) [*redintegrare*, to renew]. 1. Regeneration. In chemistry, the restoration of any mixed substance to its former nature. 2. The complete restitution or reforming of a part that has been injured or destroyed.

**Redresser** (*re-dres'-er*) [Fr., *redresseur*]. An instrument used to replace a displaced organ or part.

**Redressment** (*re-dres'-ment*) [Fr., *redressement*]. The correction of a deformity, or replacement of a dislocated part.

**Reds** (*redz*) [ME., *red*, red]. Popular term for the menses.

**Reduce** (*re-dūs'*) [*reducere*, to bring back]. To restore a part to its normal topographic relations, as to reduce a hernia or fracture.

**Reduced** (*re-dūs'*) [*reducere*, to lead back]. 1. Restored to its proper place, as a dislocated bone. 2. In chemistry, brought into the metallic form. 3. Diminished in size. **R. Eye**. See *Listing*. **R. Hematin**, the product of the reduction of hematin in alkaline solution. **R. Hemoglobin**, the result of deoxidation of oxyhemoglobin. **R. Iron**, iron by hydrogen; ferrum reductum. **R. Oil**. See *Lubricating Oils*.

**Reducible** (*re-du'-sib-l*) [OF., *reducible*]. Capable of being reduced. **R. Circuit**. See *Circuit*. **R. Hernia**, a hernia capable of being reduced by manipulation or posture.

**Reducing** (*re-dūs'-ing*) [*reducere*, to lead back]. Restoring to the proper position. **R. Division**, a synonym of the term, *Extraction of the polar bodies or globules*.

**Réducteur** (*ra-duk'-tur*) [Fr.]. The India-rubber bag of A. Favrot for replacing a retroverted gravid uterus. It is introduced into the rectum and inflated.

**Reduction** (*re-duk'-shun*) [*reductio*; *reducere*, to lead back]. In surgery, the replacing a dislocated bone, hernia, or other part in its normal position. In chemistry, the operation of extracting a metal from its salt or other combination. **R., False**, a false forcing of a strangulated hernia through a rent in the neck of the sac and beneath a portion of detached parietal peritoneum. **R. en masse**, the reduction of a strangulated hernia in its sac, thus failing to relieve the strangulation. **R., La Mothe's**, a method of reducing shoulder-dislocations by manipulation. The patient is placed in the dorsal position, with the arm parallel to the side of the head and face and the hand of the operator fixing the scapula. **R., Thomas's**, a method of approximating and fixing the fragments of bone in case of fracture of the inferior maxilla, by passing a wire through them and twisting each end of it upon the other until the fragments are brought together. **R.-works**, a cremating establishment for disposing of the filth and refuse matter of a city.

**Reductor** (*re-duk'-or*) [L.]. 1. An instrument for effecting reduction. 2. A retractor muscle.

**Reduplicate** (*re-du'-plik-at*) [*re*, again; *uplicare*, to double]. In biology, double-back. Applied to that form of valvate evagination in which the margins of the organs are turned outward.

**Reduplication** (*re-du'-plik-a'-shun*) [L., *reduplicatio*, a doubling]. The doubling of the paroxysms in certain forms of intermittent fever. **R. of the Heart-**

**sounds**, a simulated doubling of either the first or second sound of the heart. In the case of the first sound it is probably the effect of a shock caused at the pre-systolic period by a sudden tension of the auriculo-ventricular valves of the left side as a result of the contraction of the auricle. In the case of the second sound it is due to tension of the mitral leaflets occurring in mitral stenosis during the auricular systole. **R. of the Muscles**, a doubling of a muscle due to some abnormal relation of its fasciculi.

**Reduplicative** (*re-du'-plik-a-tiv*). Same as *Reduplicate*.

**Reduvia** (*red-u'-ve-ah*). See *Paronychia*.

**Redux** (*re'-duks*) [L.]. Noting the return of certain physical signs after their disappearance in consequence of disease. **R., Crepitation**. See *Crepitation*. **R., Crepitus**, the small mucous râles of the early stage of resolution after pneumonia.

**Reed** (*red*) [D., *riet*, a reed]. The abomasum, "fourth," or proper digestive stomach of ruminants. Cf. *abomasum*, *omasum*, *manypiles*, *psalterium*, *paunch*.

**Reedy Nail** (*re'-de-nāl*). A condition of the nail in which the natural longitudinal striæ become very marked, apparently from wasting of the intermediate portions. The condition is regarded by Fothergill as a sign of gout.

**Reef-knot** (*ref'-not*). A sailor's knot used in the ligation of arteries. It is not likely to slip or loosen. See *Knot*.

**Reel-foot** (*rel'-foot*). Synonym of *Club-foot*.

**Reeling** (*re'-ling*) [ME., *relen*, to turn round and round]. Swaying of the body, as in intoxication.

**Reeves' Method**. See *Stains*, *Table of*.

**Refining** (*re-fi'-ning*) [Fr., *raffiner*, to refine]. In chemistry and pharmacy, the separation of a substance from the foreign matter with which it is mixed.

**Reflected** (*re-flek'-ted*) [*reflectere*, to bend backward]. Cast or thrown back. In anatomy, turned back upon itself. **R. Light**. See *Light*.

**Reflection** (*re-flek'-shun*) [*reflexio*, *re*, back; *flectere*, to bend]. In optics, the bending or turning back of a ray of light from a surface that neither absorbs, transmits, nor scatters it. In pathology, the bending back of an organ or part from its normal direction.

**Reflector** (*re-flek'-tor*) [*reflectere*, to bend back]. 1. A mirror or speculum by which light is reflected for use in diagnostic or operative processes. 2. A muscle the function of which is to turn a part back. **R. epiglottidis**. See *Depressor epiglottidis* in *Muscles*, *Table of*. **R., Forehead**. See *Head-mirror*.

**Reflex** (*re'-fleks*) [*reflexus*, thrown back]. A bounding back or return of an impulse or body. **R. Arc**, **R. Movement**, the stimulus of an afferent nerve, and the transference or return, by a center, of the impulse through an efferent nerve, resulting in movement or function of a peripheral organ. Reflexes may be motor, sensory, secretory, tactile or inhibitory. A table of reflexes is appended. **R., Crossed**. See *Crossed*. **R., Cutaneous**, that arising from stimulation of the skin. **R., Deep**, the so-called tendon-reflex, such as the knee-jerk, ankle-clonus, etc. **R. Epilepsy**, epileptic seizures due to reflex influences, such as irritation from a cicatrix, etc.; genuine cases are rare. **R. Neurosis**. See *Neurosis*. **R., Reinforced**. See *Reinforcement*. **R., Tendon**, muscle reflex action; myotatic reaction; deep reflex. See, also, *Clonus*. **R., Vestigial**, a reflex due to conditions, or to the environment, which affected one's ancestry, but which does not affect the subject of the reflex. **R., Watered-silk**, a vivid reflex often existing in the retina of children, especially pronounced along the vessels, changing its place with every movement of the mirror, and giving the retina a luster somewhat like that of watered silk.



## TABLE OF REFLEXES.

NAME.	DEEP OR SUPERFICIAL.	HOW OBTAINED	EFFECT PRODUCED.	SIGNIFICANCE.
Abdominal.	Superficial.	Sharp, sudden stroking of abdominal wall from margin of ribs downward.	Contraction of muscles about umbilicus.	Shows integrity of cord from eighth to twelfth dorsal nerve.
Ankle-clonus.	Deep.	By sudden complete flexion of foot, by pressing hand against sole.	Clonic contractions of tendo achillis, dependent upon alternate contraction and relaxation of anterior tibial and calf muscles.	As in knee-jerk.
Argyll-Robertson.		See Robertson, Argyll.		
Biceps.	Deep.	Tapping tendon of biceps.	Contraction of biceps muscle.	Same cases as increased knee-jerk.
Bulbo-cavernous.	Superficial.	See <i>Virile</i> .		
Chin.	Deep.	See <i>Jaw</i> .		
Cilio-spinal.	Superficial.	By irritation of the skin of the neck.	Pupillary dilatation.	
Corneal.	Superficial.	Same as <i>Eye-lid-closure</i> .		
Cremasteric.	Superficial.	Stimulation of skin on front and inner aspect of thigh.	Retraction of testicle on same side.	Shows integrity of cord between the first and second lumbar pairs of nerves.
Crossed.	Deep.	Stimulation of one side of body.	Reflex on opposite side of body.	
Deep.		Reflexes developed by percussion of tendons or bones.		
Dorsal.	Superficial.	Same as <i>Erector spinæ</i> .		
Elbow-jerk.				
Epigastric.	Superficial.	Stimulation of skin in fifth or sixth intercostal space near axilla.	Dimpling in the epigastrium, due to contraction of the highest fibers of the rectus abdominis muscle.	Shows integrity of cord from fourth to seventh dorsal nerves.
Erector spinæ.	Superficial.	Stimulation of skin along border of erector spinæ muscle.	Local contraction of these muscles.	Integrity of dorsal region of cord.
Eye-lid-closure.	Superficial.	Irritation of conjunctiva.	Closure of lid.	
Front-tap.	See <i>Tendo achillis</i> .			
Gluteal.	Superficial.	Firm sudden stroking of skin over buttock.	Contraction of glutei.	Shows integrity of cord at fourth and fifth lumbar nerves.
Interscapular.	Superficial.	See <i>Scapular</i> .		
Iris-contraction.	Superficial.	See <i>Pupillary</i> .		
Jaw-jerk, or jaw-clonus.	Superficial.	Downward stroke with a hammer on the lower jaw hanging passively or gently supported by the hand.	Clonic movements of inferior maxilla.	Rarely present in health.
Knee-jerk.	Deep.	By striking patellar tendon after rendering it tense by flexing the knee at right angle.	Contraction of quadriceps muscle, foot jerked forward.	Normal in health. <i>Absent</i> in locomotor ataxia, destructive lesions of lower part of cord, alcoholic paraplegia, affections of the anterior gray cornua, infantile paralysis, meningitis, diphtheric paralysis, atrophic palsy, pseudo-hypertrophic muscular paralysis, diabetes, etc. <i>Increased</i> in diseases of the pyramidal tracts, in spinal irritability, tumors of brain, cerebro-spinal sclerosis, lateral sclerosis, after epileptic seizures or unilateral convulsions.
Laryngeal.	Superficial.	Irritation of fauces, larynx, etc.	Cough.	
Lumbar.	Superficial.	Same as <i>Erector spinæ</i> .		
Nasal.	Superficial.	Irritation of Schneiderian membrane.	Sneezing.	
Obliquus.	Superficial.	Irritation of skin below Poupart's ligament.	Contraction of fibers of external oblique in females; corresponds to cremasteric in males, although it can also be caused in males.	

TABLE OF REFLEXES.—*Continued.*

NAME.	DEEP OR SUPERFICIAL.	HOW OBTAINED.	EFFECT PRODUCED.	SIGNIFICANCE.
Palatal.	Superficial.	Irritation.	Swallowing.	
Palmar.	Superficial.	Tickling of palm.	Contraction of digital flexors.	Shows that cervical region of cord is normal.
Patellar.	Deep.	Same as <i>Knee-jerk</i> .		
Patellar, Paradoxic.	Superficial.	Percussing patellar tendon with the patient in the dorsal decubitus.	Contraction of the adductor, but not of the quadriceps muscle. If the patient be in the sitting posture the normal reflex is elicited.	Spinal concussion.
Penis-percussion.	Superficial.	See <i>Virile</i> .		
Periosteal.	Deep.	Tapping the bones of the forearm or leg.	Sharp contractions of the muscles.	Indicates disease of the spinal cord (amyotrophic lateral sclerosis).
Peroneal.	Superficial.	Stroke on peroneal muscles when tense or when the foot is turned inward.	Reflex movements.	
Pharyngeal.	Superficial.	Irritation.	Swallowing.	
Plantar.	Superficial.	Stroking sole of foot.	Contraction of toes.	Muscular exertion.
Platysma.	Superficial.	Pinching the platysma myoides muscle.	Dilatation of pupil	
Pupillary.		Exposure of retina to light.	Contraction of iris.	Absent in basal meningitis, etc.
Paradoxic.		Stimulation of retina by light.	Dilatation of pupil.	In rare abnormal states.
Paradoxic Patellar.	See <i>Patellar, Paradoxic</i> .			
Reinforced.	Any reflex is heightened by coincident muscular exertion of other parts than those being tested or by mental distraction.			
Robertson, Argyll.		Light and accommodation.	Pupil reacts in accommodation, but not to light.	Locomotor ataxia.
Scapular.	Superficial.	Irritation of interscapular region.	Contraction of scapular muscles.	Shows integrity of cord between upper two or three dorsal and lower two or three cervical nerves.
Skin.	Superficial.	See <i>Platysma</i> .		
Sole.		Same as <i>Plantar</i> .		
Spinal.		Those reflex actions emanating from centers in the spinal cord.		
Superficial.		Such as are developed from irritation of the skin.		
Tendo achillis, or front-tap contraction.	Superficial.	By striking muscles on anterior part of leg, while in extension, the foot being extended by the hand upon the sole.	Reflex contraction of gastrocnemius.	Considered by Gowers as a delicate test of heightened spinal irritability.
Tendon.		See <i>Myotatic Irritability</i> .		
Toe (great).	Superficial.	Strong flexion of great toe.	Involuntary flexion of foot, then flexion of leg, and, lastly, flexion of the thigh on the pelvis.	Met with in cases in which the knee-jerk and other tendon-reflexes are strongly developed.
Virile.	Superficial.	Sharp percussion of back of penis, the sheath having been made tense.	Retraction of bulbocavernous portion.	Occurs in health.
Wrist-clonus.	Deep.	By pressing hand backward, causing extreme extension.	A series of jerking movements of the hand.	In the late rigidity of hemiplegia.



**Reflexa** (*re-fleks'-ah*) [L.]. See *Decidua reflexa*.

**Reflexed** (*re-flekst'*) [*reflectere*, to bend back]. In biology, curved abruptly backward. Applied to sepals, petals, etc.

**Reflexio** (*re-fleks'-e-o*) [L.]. See *Reflection*. **R. palpebrarum**. See *Ectropion*.

**Reflexogenic** (*re-fleks-o-jen'-ik*) [*reflexus*, reflex; *γεννᾶν*, to produce]. Causing or increasing a tendency to reflex action; producing reflexes.

**Reflexometer** (*re-fleks-om'-et-er*) [*reflexus*, reflex; *μέτρον*, a measure]. An instrument used to measure the force required to produce myotatic movement.

**Reflux** (*re'-fluks*) [*refluxus*; *re*, back; *fluere*, to flow]. Any return of a current by reversal along its former course.

**Refoulement** (*ra-fool'-mon(s)*) [Fr.]. A forcing back. **R. du sacrum en arrière**, a backward inclination of the sacrum that marks one of the changes in the pelvis of girls at puberty.

**Refracted** (*re-frak'-ted*) [*refractus*, *p. p.* of *refrangere*, break back or up]. In biology, bent suddenly, so as to appear broken at the bend.

**Refraction** (*re-frak'-shun*) [*refractio*; *re*, up or back; *frangere*, to break]. The deviation of light from a straight line in passing obliquely from one transparent medium to another of different density. **R., Angle of**, the angle formed by a refracted ray of light with the perpendicular at the point of refraction. **R., Atomic**, the product of the refractive index of the constituent elements of a compound and their atomic weights. **R., Coefficient of**, the quotient of the sine of the angle of refraction into the sine of the angle of incidence. **R., Double**, the power possessed, *e. g.*, by Iceland spar, of dividing a ray of light and thus producing a double image of an object. **R., Dynamic**, the static refraction of the eye, plus that of the accommodative apparatus. **R., Errors of**, departures from the power of producing a normal or well-defined image upon the retina, because of ametropia. **R. of the Eye**, the influence of the ocular media upon a cone or beam of light, whereby a normal or emmetropic eye produces a proper image of the object upon the retina. **R.-image**. See *Image*. **R., Index of**, the refractive power of any substance as compared with air. **R., Molecular**, the molecular weight of a compound. The molecular refraction of a liquid carbon compound is equal to the sum of the atomic refractions. **R., Static**, that of the eye with paralyzed accommodation.

**Refractionist** (*re-frak'-shun-ist*) [*refrangere*, to break up]. One who corrects errors of ocular refraction, or ametropia.

**Refractive** (*re-frak'-tiv*) [*refrangere*, to break up]. Tending to refract. Capable of being turned from a straight line. **R. Equivalent**. See *Refractive Power, Specific*. **R. Index**. Same as *Refraction, Index of*, *q. v.* **R. Power**, the measure of influence which a transparent body exercises on the light which passes through it. **R. Power, Specific**, an almost constant quantity representative of the relation between the coefficient of refraction, the temperature, and the specific gravity of a given fluid.

**Refractometer** (*re-frak-tom'-et-er*) [*refrangere*, to break up; *μέτρον*, measure]. 1. An instrument for measuring the refraction of the eye. 2. An instrument for the determination of the refractive indices of liquids.

**Refractory** (*re-frak'-tor-e*) [*refrangere*, to break up]. 1. Resisting treatment. 2. Resisting the action of heat; slow to melt.

**Refracture** (*re-frak'-tūr*) [*refrangere*, to break up]. The re-breaking of fractured bones that have joined by faulty or improper union.

**Refrangibility** (*re-fran-jib-il'-it-e*) [L., *refrangere*, to refract]. In optics, capability of being bent away from a straight line; a property shown by a ray of light in passing obliquely from one transparent medium into another of different density.

**Refresh** (*re-fresh'*) [L., *re*, again; *friscus*, new]. In surgery, to restore the character of a fresh wound; as to refresh the edges of a fissure before closing it.

**Refreshing** (*re-fresh'-ing*) [*re*, again; *friscus*, fresh]. Tending to refresh; invigorating; reviving. **R. Action** (of the electric current). The restoration of excitability after fatigue by the effect of voltaic alternatives.

**Refrigerant** (*re-frij'-er-ant*) [*refrigerans*, making cool]. A medicine or agent having cooling properties, or lowering bodily temperature.

**Refrigerated** (*re-frij'-er-a-ted*) [*refrigerare*, to make cool again]. Cooled; made cool. **R. Meat**, meat which is kept at a temperature of from 36° to 40° F. from the time of slaughter until used.

**Refrigeration** (*re-frij'-er-a'-shun*) [*refrigeratio*, a cooling again]. The act of lowering the temperature of a body, by conducting away its heat to a surrounding cooling substance.

**Refrigeratory** (*re-frij'-er-a-tor-e*) [L., *refrigeratorius*]. A condenser. Also, a vessel filled with ice or with cold water for maintaining a low temperature.

**Refuse** (*ref'-uz*) [L., *refusus*, restored]. Waste from manufacturing establishments, and all inorganic waste.

**Refusion** (*re-fu'-shun*) [*refusio*, an overflowing]. The act of withdrawing blood from the vessels, freeing it from poisonous substances, and passing it back again.

**Regenerate** (*re-jen'-er-at*) [*regenerare*, to generate again]. To generate anew; to reproduce.

**Regeneration** (*re-jen'-er-a'-shun*) [*regeneratio*; *regenerare*, to beget]. 1. The new growth or repair of structures or tissues lost by disease or by injury. 2. In chemistry, the process of obtaining from the by-products or end-products of an operation a substance which was employed in the earlier part of the operation. **R., Cell-processes in**, these consist in either simple hypertrophy (increase in the size of existing cells), or numerical hypertrophy, hyperplasia, increase in the number of cells in the tissue. **R. after Inflammation**, repair by multiplication of the tissue-cells. **R. after Necrosis**, repair by absorption of dead tissue and its replacement by newly formed normal tissue. **R., Pathologic**, the renewal of destroyed tissue by a pathologic rather than a physiologic process.

**Regenerative** (*re-jen'-er-a-tiv*) [*regenerare*, to regenerate]. Tendency to regenerate. **R. Inflammation**. See *Inflammation*.

**Regensis** (*re-jen'-es-is*) [*regenerare*, to generate anew]. The state of being reproduced.

**Régime** (*ra-zhèm'*) [Fr.]. See *Regimen*.

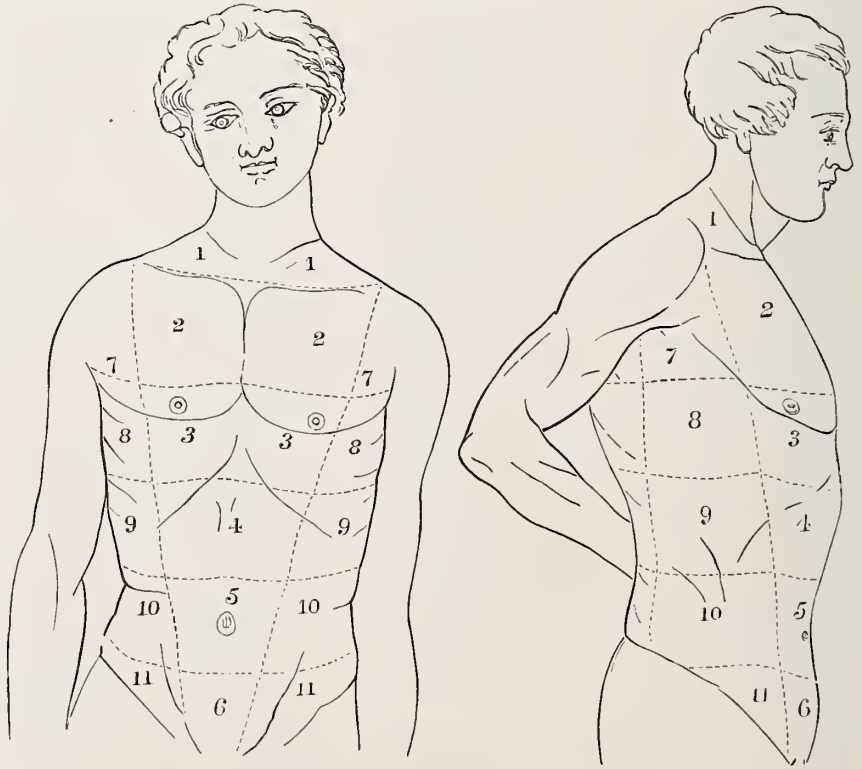
**Regimen** (*rej'-in-en*) [*regimen*, guidance]. The methodic and systematized use of food, and the sanitary arrangement of surroundings essential to the preservation of life, both in health and in disease.

**Regina Purple**. Same as *Rosanilin Violet*.

**Regio** (*re'-je-o*) [L.]. See *Region*. **R. aulica**, the region about the aula and portas (foramina of Monro). **R. cardiaca**, the region of the heart. **R. coxarum**, the lower portion of the lumbar region. **R. germinativa**, of Waldeyer, the germ-epithelium of the embryo. **R. glutea**, the region about the gluteal muscles. **R. subthalamica**, the area between the ventral face of the thalamus, the body of Luys, and the red nucleus. It consists of a fine, felt-like mass of fibers, whose relations are so obscure that even their boundary is not well determined (*zona incerta*).

**Region** (*re'-jun*) [*regio*, a region]. One of the artificial and conventional divisions of the body, as the *Abdominal R.* See *Abdomen*, and *Pectoral R.* **R.**, **Acromial**, the parts near the acromion. **R.**, **Anal**, pertaining to the anus. **R.**, **Aulic**, the area about the aula. **R.**, **Auricular**, the parts near the ear. **R.**, **Axillary**, a region upon the lateral aspect of the thorax, extending from the axilla to a line drawn from the lower border of the mammary region to that of the scapular region. **R.**, **Basilar**, the region at the base of the skull. **R.**, **Brachial**, the region of the arms. **R.** of **Broca**, the third left frontal convolution of the brain. **R.**, **Central Gray**, the medullary substance of the cerebellar hemispheres. **R.**, **Cervical**, the parts around the neck. **R.**, **Ciliary**. 1. The zone of the eye-ball in which the ciliary body is situated. 2. The part of the eyelid containing the cilia. **R.**, **Clavicular**, the area about the clavicle. **R.**, **Costal**, the lateral chest-area. **R.**, **Diaphragmatic**, the region of the diaphragm. **R.**, **Epicranial**, the region above the cranium. **R.**, **Epigastric**, the region over the stomach bounded laterally by two vertical lines passing through the middle of Poupart's ligament; above by a horizontal line touching the lower margin of the sternum, and below by a horizontal line touching the lowest part of the thorax, and including the pyloric end and

cludes the surface of the abdomen covering the right lobe of the liver, the gall-bladder, the hepatic flexure of the colon, and part of the right kidney; the left that covering the spleen, the splenic end of the stomach, the extremity of the pancreas, the splenic flexure of the colon, and part of the left kidney. **R.**, **Hypogastric**, that part of the abdominal surface between a horizontal line drawn through the anterior superior crests of the ilia above and on either side by vertical lines drawn through the center of Poupart's ligament. It overlies the small intestines, the bladder in children and in adults when distended, the uterus during pregnancy, sometimes the vermiform appendix, the cecum, and the sigmoid flexure of the colon. **R.**, **Iliac**, the



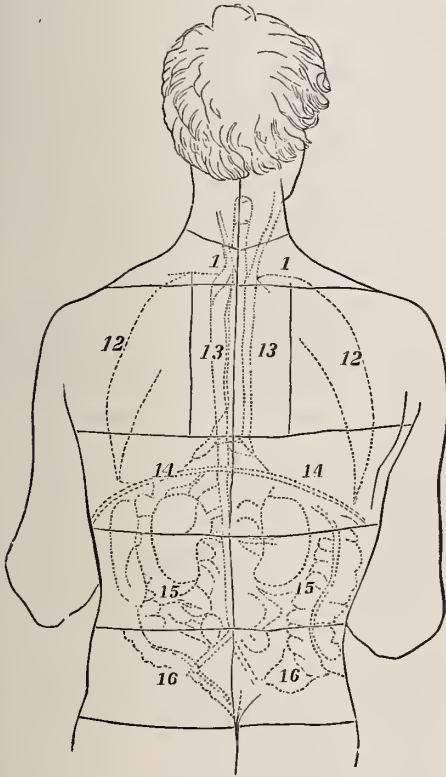
1. Supraclavicular region. 2. Clavicular region. 3. Mammary region. 4. Epigastric region. 5. Umbilical region. 6. Hypogastric region. 7. Axillary region. 8. Infra-axillary region. 9. Hypochondriac region. 10. Lumbar region. 11. Inguinal region.

middle of stomach, the left lobe of the liver, the lobulus spigelii, the pancreas, the duodenum, parts of the kidneys, the aorta, vena cava, thoracic duct, semilunar ganglia. **R.**, **Femoral**, the parts about the femur. **R.**, **Fibular**, the parts about the fibula. **R.**, **Gastric**, the region over the stomach. **R.**, **Gluteal**, the region of the gluteus muscle. **R.**, **Groin**, the region of the groin. **R.**, **Gustatory**, the tips, margins, and root of the tongue in the neighborhood of the circumvallate papillæ; also the lateral parts of the soft palate and the anterior surface of the anterior pillars of the fauces. **R.**, **Humeral**, the parts about the humerus. **R.**, **Hyo-mental**. See *R.*, *Supra-hyoid*. **R.**, **Hyo-sternal**. See *R.*, *Infra-hyoid*. **R.**, **Hypochondriac**, the region that joins the epigastric region laterally. The right hypochondriac region in-

cludes the surface of the abdomen covering the right lobe of the liver, the gall-bladder, the hepatic flexure of the colon, and part of the right kidney; the left that covering the spleen, the splenic end of the stomach, the extremity of the pancreas, the splenic flexure of the colon, and part of the left kidney. **R.**, **Hypogastric**, that part of the abdominal surface between a horizontal line drawn through the anterior superior crests of the ilia above and on either side by vertical lines drawn through the center of Poupart's ligament. It overlies the small intestines, the bladder in children and in adults when distended, the uterus during pregnancy, sometimes the vermiform appendix, the cecum, and the sigmoid flexure of the colon. **R.**, **Iliac**, the region of the ilium. See also *R.*, *Inguinal*. **R.**, **Ilio-inguinal**, the iliac region and the groin conjointly. **R.**, **Inferior Sternal**, the space corresponding to the part of the sternum below the lower margin of the third costal cartilages. **R.**, **Infra-axillary**, the space between the anterior and posterior axillary lines. **R.**, **Infra-clavicular**, the area circumscribed superiorly by the lower border of the clavicle, inferiorly by the lower border of the third rib, on one side by a line extending from the acromion to the pubic spine, and on the other side by the edge of the sternum. **R.**, **Infra-hyoid**, the space below the hyoid bone, between the sterno-cleido-mastoidei and the sternum. **R.**, **Infra-mammary**, the space between a line drawn along the upper border of the xiphoid cartilage and the margin of the false ribs, and between the middle line of the



xiphoid cartilage and a vertical line passing through the pubic spine. **R., Infra-scapular**, the region on either side of the vertebral column below a horizontal line drawn through the inferior angle of each scapula. It is called also the *Subscapular Region*. **R., Infra-spinous**, that included between the spine of the scapula and a line passing through the angle of the scapula. **R., Inguinal**, **R., Iliac**, the right and left inguinal or iliac regions are two of the nine abdominal regions. The right includes the abdominal surface covering the cecum and the cecal appendix, the ureter, and the spermatic vessels; the left that covering the sigmoid flexure of the colon, the ureter, and the spermatic vessels. **R., Interscapular**, the space between the



1. Supra-scapular region. 12. Infra-spinous region. 13. Interscapular region. 14. Infra-scapular region. 15. Lumbar region. 16. Sacro-iliac region.

scapulae. **R., Ischio-rectal**, the region corresponding to the posterior part of the pelvic outlet, between the ischium and the rectum. **R., Jugal**, the space over the zygoma. **R., Laryngo-tracheal**, the parts about the larynx and the trachea. **R., Lenticulo-striate**, the anterior parts of the lenticular and caudate nuclei, and the intervening portion of the internal capsule. **R., Lenticulo-thalamic**, the posterior part of the lenticular nucleus, the optic thalamus, and the part of the internal capsule which intervenes. **R., Lingual**, the region of the tongue. **R., Lumbar**, the surface of the abdomen between a curved line drawn parallel with the cartilage of each ninth rib above and a curved line parallel with the iliac crests below, and a vertical line through the center of Poupart's ligament anteriorly, and the lumbar vertebrae

posteriorly. **R., Mammary**, the space on the anterior surface of the chest between a line drawn through the lower border of the third rib, and one drawn through the upper border of the xiphoid cartilage. **R., Maxillary**, the parts about the jaws. **R., Mesogastric**, the umbilical and the right and left lumbar regions together. **R., Middle Cervical**, the area between the lower jaw, the sternum, and the anterior edges of the sterno-cleido-mastoidei. **R., Mylo-hyoid**. See *Mylo-hyoid Triangle*. **R., Nasal**, the parts around the nose. **R., Olfactory**, the region of the nasal mucous membrane including the ramifications of the olfactory nerve. **R., Orbital**, the region of the orbits. **R., Palatal**, the parts about the palate. **R., Palpebral**, the region of the eyebrows. **R., Parasternal**, the space between the mid-axillary line and the edge of the sternum. **R., Perineal**, the region of the perineum. **R., Pharyngeal**, the parts about the pharynx. **R., Popliteal**. See *Popliteal Space*. **R., Precordial**, the surface of the chest covering the heart. **R., Psycho-motor**, the cerebral cortex. **R., Pterygo-maxillary**, the parts connecting or lying between the pterygoid process of the sphenoid and the maxillary bone. **R., Pulmo-cardiac**, the region of the left thorax in which the left lung overlaps the heart. **R., Pulmo-gastric**, the portion of the left thorax in which the lung overlaps the stomach. **R., Pulmo-hepatic**, the portion of the right thorax in which the lung overlaps the liver. **R., Respiratory (of the nose)**, the portion of the nasal passages having to do with the act of respiration. **R., Sacral**, the area above the sacrum. **R., Scapular**, the space over either scapula. **R., Sternal**, the space overlying the sternum. **R., Sub-auricular**, the space immediately below the ear. **R., Sub-maxillary**. Same as *R., Supra-hyoid*. **R., Sub-mental**, the region just beneath the chin. **R., Sub-ocular**, the anterior extremity of the temporo-sphenoidal lobe. **R., Sub-thalamic**, the extension of the tegmentum beneath the posterior portion of the optic thalamus. **R., Superior (of the skull)**, the space between the superior curved line of the occipital bone behind, the supra-orbital ridge in front and, laterally, between the temporal lines. **R., Superior Sternal**, the surface corresponding to that portion of the sternal region above the lower border of the third rib. **R., Supra-clavicular**, the space above either clavicle. **R., Supra-hyoid**, the space between the upper margin of the hyoid bone, the lower border of the inferior maxilla and the sterno-cleido-mastoid muscles. **R., Supra-mammary**. Same as *R., Infra-clavicular, q. v.* **R., Supra-scapular**, the area above the spine of the scapula. **R., Supra-spinous**, the region corresponding to the supra-spinous fossa, *q. v.* **R., Supra-sternal**. See *Supra-sternal Notch*. **R., Temporo-maxillary**, the area over the junction of the temporal and maxillary bones. **R., Thoracic**, relating to the entire surface of the thorax. **R., Umbilical**, the surface of the abdomen immediately about the umbilicus, bounded as follows: above by a horizontal line connecting the cartilages of the ninth ribs; below, by a line joining the crests of the ilia, and laterally, by lines passing vertically through the center of Poupart's ligament. **R., Vertebral**, relating to the region over the vertebral column.

**Regional** (*rel'-jun-al*) [*regionalis*]. Pertaining to a region. **R. Anatomy**, the anatomic study of a definite and limited region of the body that has close anatomic, surgical, or pathologic inter-relations of parts or functions.

**Register** (*rej'-ist-er*) [*registrum*]. The compass of a voice; also a subdivision of its compass, consisting in

a series of tones produced in the same way and of a like character.

**Registrar** (*rej'-is-trar*) [*registrarius*, one who keeps a record]. A keeper of records.

**Registrarship** (*rej'-is-trar-ship*) [*registrarius*, one who keeps a record]. The office of a registrar.

**Registration** (*rej-is-tra'-shun*) [*registratio*, a registering]. The act of recording, as of deaths, births, etc.

**Regius** (*re'-je-us*) [*regius*, royal]. A descriptive term applied to the golden or royal color observed in certain forms of jaundice. **R. Professor**, a royal professor, as in one of the English universities.

**Regma** (*reg'-mah*) [*ῥῆγμα*, a fracture: *pl.*, *Regmata*]. In biology, a term applied to a fruit like that of the geranium, in which the carpels separate elastically from the base of the carpophore.

**Regmacarp** (*reg'-mak-arp*) [*ῥῆγμα*, a fracture; *καρπός*, fruit]. In biology, a dehiscent fruit.

**Regnault's Anesthetic or Liquid**. A mixture of chloroform 4 parts, and methylic alcohol 1 part. It is sometimes used in place of chloroform. See *Anesthetic*.

**Regnault and Reiset, Method of**. A method of investigating the changes in the air brought about by respiration. The animal is placed in a closed chamber, and the carbonic acid formed is continually removed, the necessary oxygen being supplied in measured quantities.

**Regnoli's Operation**. See *Operations, Table of*.

**Regorgement** (*ra-gorsh'-mou(g)*) [Fr.]. An overflowing. **R. de la vessie**, or **R. urinaire**, involuntary urination; incontinence of urine.

**Regression** (*re-gresh'-un*) [*regressio*, regression]. Retrogression.

**Regressive** (*re-gres'-iv*) [*regredi*, to go back]. Passing back; returning.

**Regressus** (*re-gres'-us*) [*p. p.* of *regredi*, to go back]. In biology, the change of an organ from a higher to a lower type.


**Regrowth** (*re-grōth'*) [*re*, again; ME., *growen*, to grow]. A growing again; a new or second growth.

**Regular** (*reg'-u-lar*) [*regularis*; *regula*, a rule]. According to rule, custom, or normal procedure; opposed to irregular or exceptional. In biology, applied to symmetrically disposed parts or organs; specifically to a flower that has all the parts of each floral circle uniform in shape and size. Having normal menstruation.

**R. Physician**, one of the school of scientific medicine who adheres to no clique, sect, "pathy," or "ism."

**Regulator** (*reg'-u-la-tor*) [*regulare*, to direct]. The person or the thing that regulates. **R. radii**. See *Supinator longus in Muscles, Table of*.

**Regurgitation** (*re-ger-jit-a'-shun*) [*regurgitatio*; *re*, again; *gurgitare*, to engulf]. An eructation, flowing,



IRREGULAR PULSE OF MITRAL REGURGITATION.

or throwing back of the contents of a canal or vessel. **R., Cardiac**. See *Heart-murmurs*. **R. of Food**, a symptom of acid dyspepsia.

**Rehmannia** (*ra-man'-e-ah*). A genus of the *Digitalae*. **R. chinensis**, a plant the root of which is used in China as a tonic and alterative. **R. lutea**, a plant used in the same manner as *R. chinensis*.

**Reichert's Cartilage**. That cartilaginous structure which appears in the embryo on the hyoid arch, event-

ually becoming the styloid process, the stylo-hyoid ligaments, and the lesser cornu of the hyoid bone.

**R.'s Membrane**, the anterior layer of the cornea, also called *Bowman's Membrane*. See *Membrane*.

**Reichmann's Disease**. A chronic disease of the stomach characterized by a condition of permanent gastric hypersecretion, associated with marked dilatation of the stomach, with thickening of its walls and hypertrophy of the glands. It is accompanied by violent attacks of pain that are typical of the disease, together with vomiting, and is usually followed by the formation of a round ulcer on the wall of the stomach. See *Diseases, Table of*. **R.'s Test-breakfast**, a breakfast composed of 30 grams of meat-powder, 2 grams of salt, 200 grams of water, 1 wheaten roll. It is used in testing the digestive power of the stomach.

**Reid's Base Line**. See *Lines, Table of*. **R.'s Method**, to determine the position of the fissure of Rolando; a method of cerebral localization; a base line is drawn from the infraorbital ridge through the middle of the external auditory meatus. To this two perpendicular lines are drawn, one through the depression in front of the external auditory meatus, and the other at the posterior border of the mastoid process; a diagonal line from the upper extremity of the posterior line, drawn to the junction of the anterior line with the fissure of Sylvius, indicates the fissure of Rolando. See *Treatment, Methods of*.

**Reil, Ansa of**. The lemniscus. See *Ansa*. **R.'s Band**, a fibrous band extending across the right ventricle of the heart from the base of the anterior papillary muscle to the septum. It is quite common in man and corresponds to the moderator band of the heart of some lower animals. See *Moderator*. **R., Fissure of**. See *Fissures, Table of*. **R., Island of**. See *Island of Reil*.

**Reimplantation** (*re-im-plan-ta'-shun*) [*reimplantio*, implant again]. In dental surgery, the replacing of a drawn tooth within its socket.

**Reindeer Moss**. See *Cladonia*.

**Re-infection** (*re-in-fek'-shun*) [*re*, again; *inficere*, to infect]. Infection a second time with the same virus or contagium.

**Re-inflame** (*re-in-flām'*) [*re*, again; *inflammare*, to inflame]. To inflame anew.

**Reinforcement** (*re-in-fors'-ment*) [OF., *reinforcer*, to strengthen]. The act of reinforcing. Any augmentation of force. **R. of Reflexes**, increased myotatic irritability (or reflex response) when muscular or mental actions are synchronously carried out, or other stimuli are coincidentally brought to bear upon other parts of the body than that concerned in the reflex arc. It has been asserted that the synchronous act of winking increases the knee-jerk, or patellar tendon-reflex. See *Reflexes, Table of*.

**Reinfusion** (*re-in-fu'-shun*). Same as *Refusion*, *q. v.*

**Reinoculation** (*re-in-ok-u-la'-shun*) [*re*, again; *inoculare*, to inoculate]. Inoculation a second time.

**Reins** (*rānz*) [*ren*, kidney]. The kidneys; the loins.

**Reinsch's Test**. See *Tests, Table of*.

**Reinversion** (*re-in-ver'-zhun*) [*re*, again; *invertere*, to turn upside down]. The act of reducing an inverted uterus by the application of pressure to the fundus.

**Reiset's Method**. A method of estimating CO<sub>2</sub> in the air. See *Ventilation*.

**Reissner, Canal of**. See *Canal*. **R.'s Membrane**, an extremely fragile membrane forming the vestibular wall of the cochlear duct and separating the duct from the *scala vestibuli*. It begins on the vestibular border of the *lamina spiralis*, about 0.2 mm. inside the free edge of the crista, and extends at an angle of about



forty-five degrees until it meets the outer bony wall. It consists of three layers, a central connective tissue stratum, the vestibular endothelium on one side, and the epithelium of the cochlear duct on the other.

**Rejectamenta** (*re-jek-tam-en't-tah*) [*rejectare*, to throw away]. Ejecta; excrement.

**Rejuvenescence** (*re-ju-ven-es'-ens*) [*re*, again; *juvenescere*, to grow young]. In biology: 1. Literally, the growing young again; a renewal of strength and vigor. 2. A process first described by A. Braun in which the whole protoplasm of a vegetative cell is transformed into a primordial cell, which in time becomes invested with a cell-wall and develops a new plant, as in *Edogonium*. "We may regard the idea of rejuvenescence as presented by Braun as an extension of the idea of metamorphosis, in which extended form it is adapted to take in even the results of the cell-theory, of the history of development, and of the modern knowledge of the cryptogams from the idealistic point of view." (Sachs.)

**Relâchement** (*ra-lash'-mon(s')*) [*Fr.*]. Same as *Relaxation*.

**Relapse** (*re-laps'*) [*re*, again; *labi*, *lapsus*, to fall]. The return or recurrence of a disease during convalescence, or shortly afterward.

**Relapsed** (*re-lapst'*) [*re*, back; *labi*, to slip]. Returned; slipped back. **R. Club-foot**, the occurrence of deformity after tenotomy, making the condition difficult of further treatment.

**Relapsing** (*re-lap'-sing*) [*re*, back; *labi*, to slip]. In pathology, returning to a morbid condition from which there had been partial or complete recovery. **R. Fever**, or *Famine Fever*, a specific infectious disease caused by the spirocheta of Obermeier, characterized by definite febrile paroxysms which usually last six days, and are followed by a remission of about the same length of time, then by a second paroxysm, which may be repeated three or four times, whence the name relapsing fever. (Osler.)

**Relation** (*re-la'-shun*) [*relatio*]. 1. Interdependence; mutual influence or connection between organs or parts. 2. Connection by consanguinity; kinship.

**Relaxant** (*re-laks'-ant*) [*relaxare*, to loosen]. Any remedy or agent that diminishes tension.

**Relaxation** (*re-laks-a'-shun*) [*relaxatio*]. A diminution of tension in an organ or a part. Also, a condition of languor. **R. of the Pelvic Joints**, increased mobility and softening of the pelvic joints occurring in pregnancy, giving rise to pain in the thighs, joints, and lumbar region, and difficulty in walking.

**Relaxative** (*re-laks'-at-iv*). Same as *Laxative*.

**Reliquiæ** (*re-lik'-we-e*) [*L.*, leavings, remains, remnants]. In biology, persistent parts of a flower which cover the ripened ovary; dry and withered leaves which remain upon the stems of some plants. Same as *Induvie*.

**Remak, Band of**. See *Axis-cylinder of Purkinje*. **R.'s Contractions**, so-called diplegic contractions occasionally seen in progressive muscular atrophy when an electric current is applied. The positive electrode is placed above and the negative below the fifth cervical vertebra, the contractions occurring on the side opposite to the anode. **R.'s Fibers**, non-medullated, longitudinally fibrillated, sometimes branching axis-cylinders, surrounded by a delicate, structureless, elastic neurilemma, or primitive sheath; abundant in sympathetic and olfactory nerves, they constitute all the nerves of the embryo and of many invertebrates. See *Nerve-fibers*. **R.'s Ganglion**, a ganglion of nerve-cells in the sinus venosus of the frog's heart. See *Ganglia, Table of*.

**Remasticate** (*re-mas'-tik-ât*) [*re*, again; *masticare*, to chew]. To ruminate; to chew again.

**Remastication** (*re-mas-tik-ât'-shun*) [*re*, again; *masticare*, to chew]. Rumination.

**Remedial** (*re-me'-de-al*) [*remedium*, a remedy]. Having the nature of a remedy.

**Remedy** (*rem'-ed-e*) [*remedium*]. Any agent or substance used in the treatment of disease. It may be curative, palliative, or preventive.

**Remex** (*re'-meks*) [*remex*, a rower: *pl.*, *Remiges*]. In biology, one of the remiges or large quill-feathers (flight-feathers) of a bird's wing.

**Remigial** (*re-mij'-e-al*) [*remex*, a rower]. Of or pertaining to a remex.

**Remijia** (*re-mij'-e-ah*) [after *Remijô*, a Spanish surgeon]. A genus of rubiaceous shrubs and trees. **R. pedunculata** and **R. purdiana** afford cuprea-bark, and are important as sources of quinin and other cinchona salts. The genus is closely related to *Cinchona*. Unof.

**Remiped** (*rem'-ip-ed*) [*remus*, oar; *pes*, foot]. In biology, having oar-shaped feet.

**Remission** (*re-mish'-un*) [*remissio*]. Temporary abatement or subsidence. The period of diminution of a paroxysmal disease, especially that of remittent fever.

**Remittent** (*re-mit'-ent*). Characterized by alternate periods of increment and cessation. **R. Fever**, a malarial fever characterized by periods of remission and exacerbation, but without periods of complete apyrexia.

**Ren** [*L.*: *pl.*, *Renes*]. The kidney. **R. amyloideus**, amyloid degeneration of the kidneys. **R. mobilis**, *Movable Kidney*, *q. v.* **R. unguiformis**. See *Horse-shoe Kidney*.

**Renal** (*re'-nal*) [*renalis*; *ren*, a kidney]. Pertaining to the kidneys. **R. Apoplexy**, ischuria, or suppression of urine from hemorrhage into the substance of the kidney or other renal lesion. **R. Calculus**, any concretion in the kidney. **R. Glands**, the suprarenal capsules. **R. Inadequacy**, that peculiar condition in which the amount of urinary solids, and often the quantity of urine itself, is considerably diminished. It is probably due to an exhausted condition of the epithelial cells of the kidney. **R. Storm**, Murchison's term for a peculiar form of neurosal attack referred to the kidney, frequently seen in patients suffering from aortic regurgitation. There is sudden excruciating pain over the region of the kidney, like renal colic, but without nausea or retraction of the testicle, and with the passage of normal urine. In a few hours the pain passes off as suddenly as it appeared.

**Renascence** (*re-nas'-ens*) [*renascen*, new-born]. In biology, a new birth, a rejuvenescence. (Same as and preferable to *renaissance*.)

**Renascent** (*re-nas'-ent*) [*renascen*, *p. p.* of *renasci*, be born again]. In biology, reproduced, revived, coming into being a second time.

**Renculin** (*ren'-ku-lin*) [*ren*, kidney]. An albuminoid reported to have been found in the supra-renal capsules.

**Renculus** (*ren'-ku-lus*). See *Reniculus*.

**Rendle's Inhaler**. See *Anesthetic*.

**Renœalmia** (*ren-e-al'-me-ah*). A genus of zingiberaceous plants. **R. exaltata**, of South America, is emetic, diuretic, diaphoretic, and stimulant. The leaves and bruised root-stalk are applied externally for rheumatism. Unof.

**Renicapsular** (*ren-ik-ap'-su-lar*) [*ren*, kidney; *capsula*, capsule]. Pertaining to a renicapsule.

**Renicapsule** (*ren-ik-ap'-sul*) [*ren*, kidney; *capsula*, capsule]. A suprarenal capsule; an adrenal.

**Renicardiac** (*ren-ik-ar'-de-ak*) [*ren*, kidney; *kardia*, heart]. Pertaining to the renal and cardiac organs of a mollusc.

- Reniculus** (*ren-ik'-u-lus*) [L., dim. of *ren*, kidney]. A lobule of the kidney; *renculus*.
- Renifleurs** (*ren'-if-lürz*). See *Passivism*.
- Reniform** (*ren'-if-orm*) [*ren*, kidney; *forma*, form]. In biology, kidney-shaped.
- Reniglandular** (*ren'-ig-lan'-du-lar*). Same as *Renicapsular*.
- Renin** (*ren'-in*). See *Organotherapy*.
- Reniportal** (*ren-ip-or'-tal*) [*ren*, kidney; *porta*, gate]. Relating to the portal system of the kidney.
- Renisexual** (*ren-is-eks'-u-al*) [*ren*, kidney; *sexualis*, sexual]. Both renal and sexual.
- Renitent** (*ren'-it-ent*) [*reniti*, to resist]. Resisting pressure.
- Rennet** (*ren'-et*) [ME., *renet*, rennet]. The prepared inner membrane of the fourth stomach of a calf, or an infusion of this membrane. It contains a milk-curdling ferment that decomposes the casein. **R.-bag**, in biology, the abomasum, *q. v.*
- Rennie's Formula**. See *Alimentation, Rectal*.
- Rennin** (*ren'-in*) [ME., *renet*, rennet]. An enzyme to whose action is due the clotting of milk produced upon the addition of rennet. Nothing is known as to its chemic nature. It is most copiously present in the gastric mucous membrane of the calf, but may be obtained from the walls of the stomach of most animals.
- Renninogen** (*ren-in'-o-gen*) [ME., *renet*, rennet]. The zymogen whence rennin is formed. It exists in the cells of the mucous membrane of the stomach.
- Renovation** (*ren-o-va'-shun*) [*renovatio*; *renovare*, to render new]. The repair or renewal of that which has been impaired.
- Renuent** (*ren'-u-ent*) [*renuens*, nodding back the head]. In anatomy, throwing back the head; applied to certain muscles.
- Renule** (*ren'-ül*) [*ren*, the kidney]. A small kidney.
- Repand** (*re-pand'*) [*re*, back; *pandus*, bent, crooked]. In biology, applied to a leaf-margin which is toothed like the margin of an umbrella.
- Repandodentate** (*re-pan-do-dent'-tät*) [*repandus*, bent back; *dens*, tooth]. In biology, repand and toothed.
- Repandous** (*re-pan'-dus*) [*repandus*, bent back]. Bent upward.
- Reparative** (*re-par'-at-iv*) [*reparare*, to repair]. Reinstating, or restoring to the normal.
- Repatency** (*re-pa'-ten-se*) [*re*, again; *patens*, open]. The reopening of a part or vessel. **R. of a Vessel**, after ligation, the reopening of the lumen of a ligated vessel from too rapid absorption of the ligature, or from slipping of the knot.
- Repel** (*re-pel'*) [*repellere*, to repel]. To drive back; to cause repulsion.
- Repellent** (*re-pel'-ent*) [*repellere*, to repel]. Pertaining to or having the power of acting upon morbid processes to determine or repel them.
- Repent** (*re'-pent*) [*repere*, to creep]. In biology, creeping, i.e., prostrate and rooting underneath.
- Repercolation** (*re-per-ko-la'-shun*) [*re*, again; *percolare*, to percolate]. Renewed or repeated percolation; the passage of a percolation over and over again through fresh instalments of the same drug.
- Repercussion** (*re-per-kush'-un*) [*re*, again; *percutere*, to percuss]. 1. See *Ballottement*. 2. A driving in, or scattering of a tumor or eruption; repellent action.
- Repercutive** (*re-per-ku'-she-ent*) [*re*, again; *percutere*, to percuss]. Effecting a repercussion; pertaining to a process or function of rebound, or reaction.
- Repetition** (*rep-e-tish'-un*) [*repetere*, to seek again, repeat]. See *Homotopy*.
- Replantation** (*re-plan-ta'-shun*) [*replantare*, to plant again]. The act of planting again. **R. of the Teeth**, the replacement of teeth which have been extracted or otherwise removed from their cavities; when diseased, the thickened periosteum is scraped off before returning such teeth to their sockets.
- Repletion** (*re-ple'-shun*) [*repletio*; *replere*, to fill again]. The condition of being full.
- Repletory** (*re-ple'-tor-e*) [*replere*, to fill again]. Pertaining to repletion.
- Replicate** (*rep'-lik-ät*) [*replicare*, to fold or bend back]. In biology: (a) that mode of veneration in which the apex of the leaf is folded backward to the base; (b) applied to wings of insects in which the outer part slides or folds back on the base, or is folded like a fan.
- Replication** (*rep-lik-a'-shun*) [*replicatio*; *re*, back; *plica*, a fold]. A refolding or turning back of a part so as to form a duplication.
- Replum** (*rep'-lum*) [*replum*, a doorcase]. In biology, the frame-like placenta in *Cruciferae*, certain *Papaveraceae*, etc., across which the septum is drawn and which persists after the valves have fallen away in dehiscence.
- Repose** (*re-pöz'*) [*re*, back; *ponere*, to place]. Rest, relaxation. To be at rest.
- Reposition** (*re-po-zish'-un*) [*repositio*]. Return of an abnormally placed part to its proper position. Reduction of hernia, dislocation, etc.
- Repositor** (*re-pöz'-it-or*) [*reponere*, to replace]. An instrument for putting back a presenting foot or prolapsed cord in labor; an instrument used in the replacement of a displaced uterus.
- Repoussoir** (*ra-poo-swahr'*) [Fr.]. An instrument for extracting the roots of teeth. See *Repulsorium*.
- Reprise** (*ra-préz'*) [Fr. "recovery"]. That part of the cry of a child which is heard during the act of inspiration. The loud inspiration in pertussis. The "whoop."
- Reproduce** (*re-pro-dus'*) [*re*, again; *producere*, to bring forth]. To procreate, or bring forth, offspring.
- Reproduction** (*re-pro-duk'-shun*) [*reproductio*; *re*, again; *producere*, to produce]. The begetting of other individuals similar to the parent organism. In biology: (a) sexual or asexual generation. Cf. *Abiogenesis*, *Archigenesis*, *Biogenesis*, *Fission*, *Gemmation*, *Heterogenesis*, *Homogenesis*, *Parthenogenesis*, *Schizogenesis*, *Xenogenesis*; (b) a conscious repetition of perceived sensations. **R., Asexual**, that without sexual intercourse. **R., Endogenous**, internal cell-formation. **R., Sexual**, that by the union of sexually distinct cells.
- Reproductive** (*re-pro-duk'-tiv*) [*reproducere*, to reproduce]. Having the functions of, or pertaining to, reproduction. **R. Function**, the power and capability of begetting. **R. Organs**, the organs employed in the procreation of offspring. **R. Organs, Development of**; the *Primitive Kidneys* or *Wolffian Ducts* or ducts of the pronephros, are the first indication of the urinary and generative apparatus in the fertilized ovum. They appear at the side of the provertebra from the fifth to the last vertebra. *Müller's Duct*, parallel to the Wolffian duct, unites with it to open into the urogenital sinus, the other end opening into the abdominal cavity. The Müllerian ducts become the Fallopian tubes, hydatid, uterus, and vagina, in the female, and in the male the lower part becomes the male uterus or vesicula prostatica and the hydatid of Morgagni. The Wolffian body or mesonephros becomes in the female the parovarium (organ of Rosenmüller), or paroöphoron, and round ligament of the uterus; while in the male there are produced from it the vasa efferentia (coni vasculosi), the organ of Giralaldès and the gubernaculum testis. In the female the Wolffian ducts become the chief tube of the parovarium and the ducts of Gärtner; in the male,



they become the convoluted tubes of the epididymis, the vas deferens, and the vesiculæ seminales. See, also, *Metanephros*. **R. System**, in biology, all the organs directly or indirectly concerned in generation.

**Reptation** (*rep-ta'-shun*) [*reptatio*, a creeping]. In biology, the act of creeping.

**Reptatorial**, **Reptatory** (*rep-ta-to'-re-al*, *rep'-ta-to-re*) [*reptare*, to creep]. In biology, creeping.

**Reptilian Heart**. See *Cor bilocularis*.

**Repugnatorial** (*re-pug-nat'-o'-re-al*) [*repugnatus*, *p. p.* of *repugnare*, to fight against, oppose]. In biology, of use in repelling enemies. **R. Pores**, the external openings of cutaneous glands in certain myriapods, from which is discharged a strongly odorous secretion containing prussic acid. Cf. *Stink-glands*, under *Gland*.

**Repullulate** (*re-pul'-u-lāt*) (*re*, again; *pullulare*, to sprout). To grow again.

**Repullulation** (*re-pul-u-lā'-shun*) [*re*, again; *pullulare*, to sprout]. The return of a morbid growth.

**Repulsion** (*re-pul'-shun*) [*repellere*, to repulse]. The influence which two bodies exert upon each other when they tend to increase the distance between them. **R.**, **Capillary**, repulsion due to the forces causing movements of liquids in small tubes.

**Repulsorium** (*re-pul'-sō'-re-um*) [*repellere*, to drive back]. See *Repoussoir*.

**Resectio** (*re-sek'-she-o*) [*L.*]. See *Resection*. **R. subperiostialis**, a substitute operation for symphysiotomy suggested by Christoforis. Subperiosteal resection of the ends of the pubic bones on either side of the pubic joint, with the idea of replacement by deposition of bone.

**Resection** (*re-sek'-shun*) [*resectio*; *resecare*, to cut off]. Excision of a portion of bone, nerve, or other structure.

**Reserve Air** (*re-zero'*). See *Air*.

**Reservoir** (*rez'-er-vuor*) [*reservoir*, a storehouse]. In biology, a cell, tissue or organ in which assimilated substances are stored up for future use. See *Receptaculum*. **R. of Pecquet**. See *Receptaculum chyli* and *Cistern of Pecquet*.

**Resident** (*rez'-id-ent*) [*residere*, to remain behind]. In biology, not migratory. **R. Physician**, **House-physician**, a physician residing in a hospital.

**Residual Air** (*re-zid'-u-al*). See *Air*.

**Residue** (*rez'-id-u*) [*residuum*, a remnant]. That which remains after a part has been removed. In pharmacy and chemistry, any part remaining after filtration. See also *Radical*.

**Residuum** (*re-zid'-u-um*). The balance or remainder.

**Resilience** (*re-zil'-e-ens*) [*re*, back; *salire*, to leap]. The quality of being elastic or resilient. The act of springing or leaping back. Healthy reaction.

**Resilient** (*re-zil'-e-ent*) [*re*, back; *salire*, to leap]. Rebounding; elastic. **R. Stricture**, one that is not permanently dilatate.

**Resin** (*rez'-in*) [*L.*; *resina*: *gen.* and *pl.*, *Resina*].

1. Any member of a class of compounds made by treating the substances from which they are obtained with alcohol and precipitation with water. The precipitate constitutes the resin of pharmacy. There are four official resinæ. 2. Any member of a class of oxidized terpenes. Resins either accompany terpenes in crude essential oils, or occur as exudations from their hardening on exposure to the air. They are amorphous, mostly vitreous bodies, insoluble in water. They melt at a low heat, are non-volatile, and burn quickly with a smoky flame. They are largely used in the preparation of varnishes, and several are employed in medicine. Resins are divided into (1) *true resins*, (2) *gum-resins*, and (3) *oleo-resins* or *balsams*. The

*true resins* are hard, compact products of oxidation, made up chiefly of what are termed "resin acids," which, admixed with fatty acids, are capable of saponifying with alkalis, and yield "resin soaps;" the *gum-resins* differ from the true resins only in containing some gum capable of softening in water; and the *oleo-resins* include the mixtures of essential oils and resin of whatever consistency, and the mixtures of benzoic and cinnamic acid, and salts of these acids. This last class is much the largest of the three. To the first class belong the hard resins, which serve for the manufacture of varnishes, such as copal, dammar, mastic, sandarach, dragons' blood, gum-lac, and amber; to the second class, olibanum or frankincense, myrrh, ammoniacum, asafetida, galbanum, and tragacanth; and to the third class, crude turpentine, benzoin, storax, copaiba, Peru and Tolu balsams. The following table (*Sadtler's Industrial Organic Chemistry*) gives the bromin-absorption, the saponification-equivalent, and the proportions of potash neutralized by the various resins. A classified table of the resins is also appended. **R.-cell**, a cell that secretes resin. **R.**, **Ceratum**, **Basilicon Ointment**, resin 35, yellow wax 15, lard 50 parts. **R.**, **Common**, **Colophony**, **Rosin**, the residue after the distillation of the volatile oil from turpentine. **R.-duct**. Same as *R.-passage*. **R.**, **Emplastrum**, **Resin Plaster**, **Adhesive Plaster**, resin 14, lead plaster 80, yellow wax 6 parts. **R.-flux**, a disease caused by the fungus *Agaricus melleus*, which attacks conifers, giving rise first to an excessive flow of resin, and ultimately to the death of the tree. **R.-gland**, a large cell, or a group of smaller cells, secreting resin. **R.-passage**, an intercellular cavity formed by masses of tissue becoming separated from each other, and whose function it is to secrete resin. **R.-tube**. Same as *R.-passage*. **R.**, **Ung.** (*B. P.*), used for the same purpose as the plaster or cerate.

## TABLE OF RESINS.

### I. COPALINE OR VARNISH RESINS.

African Copal. Black Dammar.	<i>Conarium strictum</i> .
Brazilian Copal.	<i>Hymenita</i> , and <i>Trachylobium martinum</i> .
Dammar.	<i>Hopoea robusta</i> , <i>H. micrantha</i> , <i>Conarium strictum</i> .
East Indian Dammar.	<i>Dammara orientalis</i> , <i>D. australis</i> , <i>D. vitiensis</i> ("Mabradra"), <i>D. obtusa</i> , <i>D. moorii</i> , <i>D. robusta</i> .
Gum Animé.	<i>Dammara australis</i> .
Kaurie, or Coudie Resin.	<i>Schleichera trijuga</i> , <i>Croton lacciferum</i> , <i>C. draco</i> .
Lac.	<i>Pistacia lentiscus</i> .
Mastic.	<i>Hymenita</i> .
Mexican Copal.	<i>Vateria indica</i> and <i>V. acuminata</i> .
Piney Resin, or White Dammar.	<i>Shorea robusta</i> et al.
Sal Dammar.	<i>Callitris quadrivalvis</i> .
Sandarach.	

### II. SOFT RESINS, OR OLEO-RESINS.

Balsam of Canada.	<i>Abies canadensis</i> .
Brazilian Elemi.	<i>Jicica icariba</i> .
Chian Turpentine.	<i>Pistacia terebinthus</i> .
Frankincense.	<i>Pinus halepensis</i> , <i>Boswellia carteri</i> , <i>B. frereana</i> , <i>B. thusifera</i> .
Manila Elemi.	<i>Conarium commune</i> .
Mexican Elemi.	<i>Amrys elemifera</i> .
Riga Balsam.	<i>Pinus cembra</i> .
Tacamahac (American).	<i>Elephrium tomentosum</i> .
Tacamahac (Curaca).	<i>Fagara oclandra</i> .
Tacamahac (East Indian).	<i>Calophyllum inophyllum</i> .
Turpentine.	<i>Abies balsamifera</i> , <i>Pinus palustris</i> , etc.
Turpentine (Venetian).	<i>Larix europæa</i> .
Wood Oil.	<i>Dipterocarpus turbinatus</i> .

TABLE OF RESINS.—Continued.

## III. FRAGRANT OLEO-RESINS AND GUM-RESINS.

Balsam of Gilead, or Mecca Balsam.	<i>Balsanodendron perryi</i> , <i>B. opobalsamum</i> and <i>Amyris gileadensis</i> .
Balsam of Peru.	<i>Myrospermum peruiferum</i> .
Balsam of Tolu.	<i>Myrospermum lotuiferum</i> .
Bdellium, or Grogul.	<i>Balsanodendron roxburghii</i> .
Benzoin.	<i>Styrax benzoin</i> and <i>balsanodendron Mukul</i> .
Labdanum, or Ladanum.	<i>Cistus creticus</i> var. <i>labdaniferus</i> .
Liquid Storax.	<i>Liquidambar orientalis</i> .
Myrrh.	<i>Balsanodendron myrrha</i> .
Olibanum, or Frankincense.	<i>Boswellia carteri</i> , <i>B. serrata</i> , <i>Juniperus lycia</i> .
Solid Styrax.	<i>Styrax officinalis</i> .
West Indian Balsam.	<i>Clusia multiflora</i> , <i>C. grandiflora</i> , <i>C. insignis</i> .

## IV. FETID GUM-RESINS.

Ammoniacum.	<i>Dorema ammoniacum</i> .
Asafetida.	<i>Ferula narthex</i> and <i>F. scorodiosa</i> .
Galbanum.	<i>Ferula galbanifera</i> and <i>F. rubra</i> .
Opoponax.	<i>Opoponax chironium</i> .
Sagapenum.	<i>Ferula</i> .
Sarcocol.	<i>Penea sarcocolla</i> , <i>P. mucronata</i> .

## V. MEDICINAL RESINS.

Balsam of Copaiba.	<i>Copaifera officinalis</i> , <i>C. multijuga</i> , etc.
Euphorbium.	<i>Euphorbia resinifera</i> .
Gamboge.	<i>Garcinia</i> .
Guaiaicum.	<i>Guaiaicum officinale</i> .

## VI. EXTRACT-RESINS.

Churrus.	<i>Camabis saliva</i> .
Cubeb Resin.	<i>Cubeba officinalis</i> .
Jalap Resin.	<i>Ipomea jalapa</i> .
Podophyllum Resin.	<i>Podophyllum pellatum</i> .
Scammony.	<i>Convolvulus scammonia</i> .

KIND OF RESIN.	KOH NEUTRALIZED PER CENT.	SAPONIFICATION-EQUIVALENT.	BROMIN-ABSORPTION.	HYDROBROMIC ACID FORMED.
Amber, . . . . .	16.1	347.6	53.5	Some.
Animé, . . . . .	9.5	585.5	60.2	Much.
Benzoin, . . . . .	22.3	256.0	38.9	Some.
Copal, . . . . .	12.4	450.8	89.9	Much.
Copal (reduced to $\frac{3}{4}$ by boiling), . . . .	12.9	433.4	84.5	Much.
Dammar, . . . . .	5.2	1068.1	117.9	Much.
Elemi, . . . . .	3.3	1697.9	122.2	Very much.
Gamboge, . . . . .	15.5	361.1	71.6	Much.
Kauri, . . . . .	12.9	433.4	108.2	. . . .
Mastic, . . . . .	11.7	478.6	124.3	Much.
Rosin (refined), . . . .	18.1	308.6	112.7	. . . .
Sandarach, . . . . .	16.4	340.6	96.4	Very much.
Shellac, . . . . .	23.0	242.7	5.2	. . . .
Shellac (bleached), . .	18.2	306.9	4.6	. . . .
Thus, . . . . .	21.0	340.6	108.5	. . . .

**Resina** (*rez-i'-nah*) [L.]. A resin. **R. lutea**. See *Acaroides*.

**Resinaceous** (*rez-in-a'-she-us*) [*resina*, resin]. Having the qualities of resin.

**Resiniferous** (*rez-in-iff'-er-us*) [*resina*, resin; *ferre*, to bear]. Producing resin.

**Resiniform** (*rez'-in-iff-orm*). Same as *Resinoid*.

**Resinoid** (*rez'-in-oid*) [*resina*, a resin; *ειδος*, like]. 1. Resembling a resin. 2. A substance which has some of the properties of a resin. Most of the so-called resinoids are of indefinite chemic composition; others are impure resins.

**Resinous** (*rez'-in-us*) [*resina*, a resin]. Having the nature of a resin.

**Resistance** (*re-zis'-tans*) [*resistere*, to withstand]. In electricity, the opposition offered by a conductor to the passage of the current. It is estimated in ohms. See *Ohm*. **R., Essential**, the resistance to conduction within the battery itself. **R., Extraordinary**, the resistance to conduction outside of the battery.

**Resolution** (*rez-o-lu'-shun*) [*resolvere*, to resolve]. A quick improvement in the course of a febrile disease. See *Crisis*. **R. of Anesthesia**, the condition when muscular and nervous reactions are permanently absent. Complete anesthesia. **R. of Inflammation**, the return of tissues implicated in the inflammatory process to their normal condition.

**Resolvent** (*re-zol'-vent*) [*resolvere*, to dissolve]. That which causes solution or dissipation of tissue. A discutient.

**Resolving** (*re-zol'-ving*) [*resolvere*, to dissolve]. Causing solution or dissipation of tissue. **R. Power**, the power of a microscopic objective to show small parts.

**Resonance** (*rez'-o-nans*) [*re*, again; *sonare*, to sound]. The peculiar quality given to sounds by their reverberation and modification by the resonance-organs, or by the morbid conditions of the chest in auscultation. **R., Amphoric**, a variety of tympanitic resonance having a metallic quality. **R., Bell-metal**, a bell-like sound heard on auscultation in pneumothorax when the chest is percussed with two coins used as plexor and pleximeter. **R., Cough**, a sound heard on auscultation during the act of coughing. **R., Cracked-pot**, a variety of tympanitic resonance elicited by percussing over a pulmonary cavity communicating with a bronchus. **R.-organs**, the supra-laryngeal cavities that modify the quality of vocal sounds. **R., Skodaic**. See *Skoda's Tympany*. **R., Tympanic**, resonance elicited on percussion over the intestines and over large lung-cavities with thin, yielding walls. **R., Vesicular**, the normal pulmonary note. **R., Vesiculo-tympanitic**, an admixture of vesicular and tympanitic resonance. **R., Vocal**, the sound heard on auscultation of the chest during ordinary speech. **R., Whispering**, the sound heard on auscultation of the chest during the act of whispering.

**Resonant** (*rez'-o-nant*) [*resonans*, resounding]. 1. Sounding or ringing in the nasal passages. 2. A resonant or nasal sound. See *Consonant*.

**Resonator** (*rez'-o-na-tor*) [*re*, again; *sonare*, to sound]. An instrument used to intensify sounds. See *Resonance-organs*.

**Resopyrin** (*rez-o-pi'-rin*) [*resina*, resin; *orcin*; *πῦρ*, fire]. A compound of resorcin and antipyrin. The physiologic and therapeutic actions of this body are still undetermined. Unof.

**Resorcin** (*re-zor'-sin*) [*resina*, resin; *Orcus*, Pluto],  $C_6H_4(OH)_2$ . *Resorcinol*; a substance produced from different resins, and from umbelliferous gum-resins on fusion with caustic potash. It is isomeric with hydroquinone. It crystallizes in colorless rhombic prisms or plates, melts at 118° C., and boils at 276° C. It resembles carbolic acid in many of its properties; is odorless, antiseptic, and a powerful germicide. It is valuable chiefly as an antipyretic, in malarial fevers, and locally as a lotion in diphtheria. Dose gr. v-xv;



as an antipyretic, 3j. It is readily soluble in water, alcohol, and ether. In dyeing it yields a fine purple-red coloring-matter, and several other dyes of commercial importance. **R. Colors.** See *Pigments, Conspectus of*.

**Resorcinal** (*re-zor'-sin-al*). See *Resorcin*. **R. Yellow.** See *Pigments, Conspectus of*.

**Resorcinism** (*re-zor'-sin-izm*) [*resina*, resin; *Orcus*, Pluto]. A toxic condition caused by injudicious or excessive use of resorcin.

**Resorcinum** (*re-zor'-sin-um*) [L.: *gen.*, *Resorcini*]. The official name of resorcin, *q. v.*

**Resorption** (*re-sorp'-shun*) [*resorptio*; *re*, again; *sorbere*, to absorb]. The absorption of morbid deposits, as of the products of inflammation, exudations, etc. **R., Lacunar** (*of bone*), resorption of bone by osteoclasts forming and occupying Howship's lacunæ. **Resorptions-diabetes** (Ger.), a glycosuria due to absorption of sugar.

**Respiratio** (*res-pe-ra'-she-o*) [L.]. Respiration. **R. difficilis.** Synonym of *Dyspnea*.

**Respiration** (*res-pe-ra'-shun*) [*respiratio*; *respirare*, to breathe again]. The inspiration and expiration of air through the lungs. In biology, the continuous interchange between the gases of living organisms and the gases of the medium in which they live, continuous throughout life. This consists in all active cells in plants of a constant absorption of the oxygen of the air into the tissues, where it causes oxidation of the assimilated substances and the release of carbon dioxide. The movements of protoplasm are dependent upon respiration. It is the opposite of *assimilation*. **R., Abdominal**, respiration caused by the contraction of the diaphragm and the elasticity of the abdominal walls and viscera. It is more common in men than in women. **R., Aërial**, respiration in which the respiratory membrane receives oxygen and is relieved of carbon dioxide by means of atmospheric air. **R., Amphoric**, a blowing respiration engendered in large cavities with firm walls. Its peculiar character is due to an echo from the walls of the cavity. **R., Aquatic**, respiration in which the respiratory membrane, the branchial mucosa (gills), the skin, etc., receive oxygen and are relieved of carbon dioxide by means of water. **R., Artificial**, artificial production of the normal respiratory movements. See *Artificial Respiration*. **R., Biot's**, periodic respirations without any variation in the extent of the individual respirations. It occurs normally during sleep. **R., Blood**, the giving off of carbon dioxide and taking up of oxygen by the blood during its passage through the lungs. The blood while passing through the capillaries gives up its oxygen to the tissues and takes up carbon dioxide. **R., Blowing.** See *R., Bronchial*. **R., Branchial**, respiration by means of gills or branchiæ, as in aquatic animals. **R., Bronchial**, respiration as heard over the trachea or bronchial tubes in health; it is high in pitch, equal in inspiration and expiration, blowing in character, especially the expiratory element, and is marked by a brief pause between inspiration and expiration. It is well defined only in case of pulmonary consolidation. **R., Broncho-cavernous**, a form intermediate in character between bronchial and cavernous respiration. **R., Broncho-vesicular**, respiration having the characters of both bronchial and vesicular respiration. It is heard over areas of consolidation surrounded by patches of healthy lung-tissue. **R., Buccal.** See *Mouth-breathing*. **R., Cavernous**, a blowing respiration of low pitch, circumscribed, alternating with gurgling, and deriving its chief character from the nature of the cavity in which it is generated. **R., Center of**,

the nervous center regulating the act of respiration is situated in the floor of the fourth ventricle near the point of the calamus. It is automatic in its action. **R., Cerebral**, respiration in which the lips are closed, the cheeks distended, the nostrils dilate with each expiration, which is attended with a puffing sound; the respirations are irregular. It is observed especially in typhus fever and in apoplexy. **R., Cheyne-Stokes**, a peculiar type of breathing in which there is a rhythmic increase of the respirations up to a certain degree of rapidity, then gradually decreasing again to temporary cessation. This pause may be as long as half a minute. This form of respiration is most commonly seen in the late stages of tuberculous meningitis, but it may also be noted in apoplexy, fatty degeneration of the heart, and nephritis with uremia. **R., Clavicular**, a form resorted to by singers and in which the clavicle is brought into play in the respiratory movements, the shoulders being elevated. **R., Cogged or Cogwheel.** See *R., Interrupted*. **R., Costal**, respiration in which the chest-movement predominates over the diaphragmatic movement. It is seen especially in women, and is supposed to be related to gestation or perhaps partially to the mode of dress. **R., Costo-inferior**, respiration in which the elevation and depression (respiratory movements) are confined chiefly to the lower ribs. It is best seen in dogs. **R., Costo-superior**, respiration in which the respiratory movements involve chiefly the upper ribs. It is most common in women. **R., Cutaneous**, the giving off of carbon dioxide and taking up of oxygen through the skin. **R., Diaphragmatic.** See *R., Abdominal*. **R., Direct**, respiration in which the living substance of an organism, as an ameba, takes oxygen directly from the surrounding medium and returns carbon dioxide directly to it, no respiratory blood being present. **R., Divided**, respiration in which there exists a distinct interval between inspiration and expiration. It is seen in emphysema as a result of the distention of the air-vesicles and consequent reduction in expelling force. **R., Exaggerated**, an increase in intensity, without alteration in character or rhythm of the respiratory movements. **R., External.** See *R., Blood*. **R., Extrinsic** (*of F. Hewitt*), the inspiration and immediate expiration of a gas, so that a portion that has once been inspired is not inspired again. **R., Facial**, a term applied to all the movements of the face during inspiration and expiration. **R., Feeble**, diminution in the intensity, without alteration in the character or rhythm of the respiratory movements. **R., Fetal**, the interchange of gases between the fetal and the maternal blood through the medium of the placenta. **R., Forced**, respiration induced by blowing air into the lungs by means of a bellows, or in some other way, as in physiologic experiments. **R., Harsh.** See *R., Broncho-vesicular*. **R., Hissing**, an increased vesicular murmur causing a hissing sound. **R., Hollow.** See *R., Amphoric*. **R., Indeterminate**, the most pronounced vesicular grade of broncho-vesicular respiration. **R., Indirect**, respiration in which the living substance of the organism, as in all the higher animals, gets rid of carbon dioxide and obtains oxygen by means of a circulating respiratory blood. **R., Inner or Internal**, the taking up of oxygen and giving off of carbon dioxide by the body-elements for their own requirements. It occurs in man in the capillary system. **R., Interrupted**, respiration in which either inspiration or expiration is divided into two or more parts. It is most often heard at the apex of the right lung, anteriorly. **R., Intestinal**, the interchange of respiratory gases in the mucous membrane of the intestines. **R., Intra-uterine**, respiration by the fetus before delivery. **R., Intrinsic** (*of F. Hewitt*), the

breathing over and over again of a limited volume of gas. **R., Jerking.** See *R., Interrupted.* **R., Labored,** respiration in which, owing to lack of ability on the part of the ordinary muscles of respiration to sufficiently aerate the blood, the auxiliary muscles of respiration are called into play. **R., Laryngeal,** the widening of the glottis during inspiration and its narrowing during expiration. **R., Lung.** See *R., Pulmonary.* **R., Metamorphosing** (*of Seitz*), respiration in which the first part of the inspiratory sound is tubular and the last part cavernous; a cavernous element is also heard during expiration. It is a certain sign of a cavity (Vierordt). **R., Muscle,** respiration by a muscle when in action. **R., Nasal,** nose-breathing. **R., Nervous.** See *R., Cerebral.* **R., Normal,** respiration as it occurs in a normal individual in a state of rest or moderate action. **R., Oral.** See *Mouth-breathing.* **R., Ordinary.** See *R., Normal.* **R., Organs of,** any parts of the body by means of which certain constituents of the blood are exchanged for those of the surrounding air or water. **R., Pharyngeal** (*of Garland*), rhythmic expansions and contractions of the pharynx in connection with other movements of respiration. The expansion is pre-inspiratory and the contraction inspiratory. **R., Placental.** See *R., Fetal.* **R., Puerile.** See *R., Exaggerated.* **R., Pulmonary,** respiration in which the interchange of gas between the blood and air occurs in the lungs. **R., Rough,** a variety of broncho-vesicular respiration. **R., Rude.** See *R., Rough.* **R., Senile,** the feeble respiration of old age. **R., Sighing,** deep respiration accompanied with sighing. It is seen in pulmonary congestion and dyspepsia. **R., Stertorous,** the sound produced by breathing through the nose and mouth at the same time, causing vibration of the velum pendulum palati between the two currents of air. **R., Subsibilant** (*of Laennec*), a dull, whistling sound heard over the bronchi, and due to an obstruction by mucus. **R., Superficial.** See *R., Blood.* **R., Supplementary.** See *R., Exaggerated.* **R., Thoracic.** See *R., Costal.* **R., Tissue.** See *R., Internal.* **R., To-and-fro.** See *R., Intrinsic.* **R., Tracheal,** the respiratory murmur heard in a normal individual by placing a stethoscope over the supra-sternal fossa. **R., Tranquil.** See *R., Normal.* **R., Tubular.** See *R., Bronchial.* **R., Uremic.** See *R., Cheyne-Stokes.* **R., Vaginal,** the movements of the vagina caused by the movements of the diaphragm in respiration. **R., Ventral.** See *R., Abdominal.* **R., Vesicular,** a soft, gradual, low-pitched inspiration immediately followed by a shorter and less distinct expiration-sound heard over the normal lung during respiration. **R., Vesiculo-bronchial.** See *R., Broncho-vesicular.* **R., Wavy.** See *R., Interrupted.*

**Respirative** (*res-pi'rat-iv*) [*respirare*, to respire]. Performing respiration.

**Respirator** (*res-pe-ra'tor*) [*respirare*, to respire]. An instrument through which one breathes to modify the coldness of the air or to exclude its impurities, or for the inhalation of volatile medicaments. **R.-veil,** a muffler for women, devised by Lennox Browne. It consists of a piece of plain veiling with a double thickness of silk gossamer on the lower four inches. The part that covers the mouth and nostrils is stiffened with a layer of thin wire gauze, so that the veil may stand a little away from the face and be more comfortable.

**Respiratorium** (*res-pe-ra-to'rum*) [*respirare*, to respire, to breathe out: *pl., Respiratoria*]. In biology, one of the delicate folds of the integument of the aquatic larvæ of certain insects, richly supplied with minute tracheæ.

**Respiratory** (*res'-pe-ra-to-re*) [*respiratorius*]. Pertaining to respiration. Also, to the murmur heard upon auscultation over the lungs of a healthy person during ordinary breathing. **R. Blood,** Huxley's name for the fluid present in the pseudo-hemal system of vessels of certain invertebrates (*Annelida*). It contains a dissolved red substance allied to hemoglobin. **R. Capacity,** the capacity of the blood for taking up oxygen in the respiratory organs and depositing it in the tissues, and of taking up carbon dioxide from the tissues and giving it off in the respiratory organs. **R. Cavity,** the same as the thoracic cavity; also used as a general term to describe the air-passages. **R. Chamber,** a respiratory cavity. **R. Filaments,** thread-like organs arranged in tufts near the head of the larva of the gnat. **R. Glottis,** that part of the glottis between the arytenoid cartilages. **R. Leaflets,** the laminated organs of respiration of the pulmonary arachnidans. **R. Murmur,** the sound produced by the air entering and escaping from the lungs during the respiratory period. **R. Nerve,** one of two nerves involved in respiration. The *external* is the posterior thoracic nerve; the *internal*, the phrenic nerve. **R. Nerve** (*of the Face*), the facial nerve. **R. Nerves** (*of Bell*), the *Phrenic, Posterior Thoracic,* and *Facial Nerves*. **R. Orifice,** a breathing pore. **R. Percussion,** Da Costa's term for the method of physical examination by noting the sound elicited by percussion of the chest while the breath is held after a full inspiration, and also after a prolonged expiration. **R. Periods,** the time elapsing between the beginning of one inspiration and that of the next. **R. Pigments,** a series of pigments discovered by McMunn, Moseley, Krukenberg, and others in the fluids and tissues of many plants and animals. They are capable of existing in a state of oxidization and reduction, and play an important rôle in the function of respiration. See *Pigments, Conspectus of.* **R. Plate.** See *Respiratorium.* **R. Portion of the Nose,** the lower portion of the nasal cavity. **R. Pulse,** the modifications in the pulse produced by respiration. **R. Quotient,** the ratio between the amount of oxygen given off by the lungs and that taken up by them in the same period of time. **R. Sac,** a sac-like respiratory organ of various animals. **R. Sound.** See *R. Murmur.* **R. Surface,** the entire surface of pulmonary tissue coming in contact with the respired air. **R. Tract,** a term descriptive of the sum of the air-passages. **R. Tubes,** a term applied to all tubular organs of respiration. **R. Vesicular Murmur,** the normal respiratory murmur. See *Respiration, Normal.*

**Respire** (*re-spi'r*) [*re*, back; *spirare*, to breathe]. To breathe.

**Respirometer** (*res-pi-rom'et-er*) [*respirare*, to take breath; *μετρον*, measure]. An instrument for ascertaining the condition of the respiration. Also the apparatus used to supply air to a diver under water by supplying compressed oxygen, which is made to combine in proper proportion with nitrogen chemically filtered from the air expired from his lungs.

**Responsibility** (*re-spon-sib-il'-it-e*) [*respondere*, to answer]. In medical jurisprudence, the accountability of a person for an act committed. It usually turns upon the question as to whether or not the person was of sound mind and capable of controlling his actions and thoughts.

**Resserrement** (*res-air-mon(g'y)*) [Fr.]. Constriction; constipation.

**Rest** [*ME., resten*, to rest]. Cessation of all motion, labor, or action; to sleep, to lie dormant. **R. of Royce,** an epithelial formation arising either early, during the



development of the embryo or accidentally during later life and apparently left over from the formation of a part or organ. Thus the remains of the cranio-pharyngeal, lingual, and neural canals are in adult life observed in the lines of old incisions. **R.-cure**, the mode of treatment of patients suffering from hysteria and neurasthenia, as suggested by Weir Mitchell. It consists in (1) rest, (2) isolation, (3) systematic feeding, (4) massage, and (5) electricity. The electricity is the least important factor in the system of treatment. The duration of the treatment should never be under six weeks, and usually should continue for ten or twelve weeks.

**Restant** (*res'-tant*) [Fr., *restant*, remain]. In biology, remaining; of leaves, remaining on the plant over winter; of a corolla or calyx, remaining unwithered till the fruit ripens.

**Restaurants** (*res'-tau-rans*) [*restaurare*, to restore]. Restorative, tonic.

**Restibrachial** (*res-tib-ra'-ke-al*) [*restis*, a rope; *brachium*, an arm]. Pertaining to the restibrachium.

**Restibrachium** (*res-tib-ra'-ke-um*) [*restis*, a rope; *brachium*, an arm]. The inferior peduncles of the cerebellum; the myelobrachium.

**Restiform** (*res'-tif-orm*) [*restis*, a cord; *forma*, form]. Corded or cord-like. **R. Bodies**, a descriptive term applied to certain cord-like bodies or processes of the medulla oblongata.

**Resting** (*res'-ing*) [ME., *resten*, to rest]. Ceasing from motion; at rest. **R.-cell**. Same as *R.-spore*. **R.-sporangium**, in biology, Pringsheim's term for peculiar resting-cells formed by the mycelium of a few fungi (e. g., *Saprolegnia*), in which zoöspores are produced. **R.-spore**, in biology, a spore invested with a firm cell-wall, which remains dormant for a period, often during the whole winter, before it germinates. **R.-stage**, in biology, the period of dormancy in the history of a plant or germ. **R.-state**, in biology, a state of suspended activity, the condition of perennial plants, bulbs, seeds, and spores during their period of dormancy.

**Restis** (*res'-tis*) [L., a cord]. A name given to the restiform body.

**Restitution** (*res-tit-u'-shun*) [*restituere*, to set up again]. The act of restoring to a previous condition. See *Rotation*.

**Restoration** (*res-tor-a'-shun*) [*restaurare*, to restore]. The renewal of or return to a state of health.

**Restorative** (*res-tor'-at-iv*) [L., *restaurare*, to restore]. 1. Renewing health and vigor. 2. A medicine, cordial, or food that is efficacious in restoring one to health and vigor.

**Restraint** (*res-strānt'*) [*restringere*, to draw back]. 1. Hindrance of any action, physical, moral, or mental. 2. The state of being controlled; specifically, abridgement of liberty in the care of the insane. **R.-bed** and **R.-chair**. See *R., Mechanical*. **R., Mechanical**, restraining the insane by mechanical means. **R., Medicinal**, the use of narcotics and sedatives in quieting the insane.

**Restraining** (*res-strin'-gent*) [*restringere*, to restrain]. An astringent or styptic.

**Resublimation** (*re-sub-lim-a'-shun*) [*re*, again; *sublimare*, to raise on high]. The process of subliming a drug for the second time.

**Resudation** (*re-su-da'-shun*) [*re*, again; *sudor*, sweat; *resudare*, sweat again]. A renewed sweating; the return of sweating as a symptom.

**Resupinate** (*re-su'-pin-āt*) [*re*, again; *supinare*, to bend backward]. Turned in a direction directly opposite to the usual one; as in an ovary with its apex directed downward; inverted; reversed.

**Resupination** (*re-su-pin-a'-shun*) [*re*, back; *supinare*, to bend backward]. In biology, a term applied to the torsion which the long inferior ovary of most orchids undergoes at the time of the opening of the flower, which causes the posterior side of the flower to assume an anterior position.

**Resupine** (*re-su'-pin*) [*re*, back; *supinus*, lying on the back]. Lying with the face upward.

**Resurrectionist** (*rez-ur-ek'-shun-ist*) [*resurgere*, to rise again]. Colloquially, one who steals dead bodies from the grave as subjects for dissection.

**Resuscitant** (*re-sus'-it-ant*) [*resuscitare*, p. p. *resuscitare*, to revive again]. The person by whom or the thing by which one is resuscitated.

**Resuscitate** (*re-sus'-it-āt*) [*resuscitare*, to revive]. To revive; to recover from apparent death.

**Resuscitation** (*re-sus-it-a'-shun*) [*resuscitatio*; *resuscitare*, to raise up again]. The bringing to life, or restoration of one apparently dead from asphyxiation or suffocation.

**Resuscitative** (*re-sus'-it-a-tiv*) [*resuscitare*, to revive]. Tending to resuscitate; reviving.

**Resuscitator** (*re-sus'-it-a-tor*). See *Resuscitant*.

**Retainment** (*re-tān'-ment*). See *Retention*.

**Retanilla** (*ra-tan-il'-ah*) [Fr., *rétanille*]. A genus of the rhamneæ. **R. ephedra**, **R. obcordata**, two Chilean and Peruvian astringents and tonic styptics. Unof.

**Retardation** (*re-tar-da'-shun*) [*retardatio*; *retardare*, to delay]. Any hindering or delaying of a function. In obstetrics, delay in expelling the fetus. In biology, the change of structure during growth accomplished by the subtraction of parts. The opposite of *acceleration*, q. v.

**Retarding** (*re-tar'-ding*) [*retardare*, to delay]. Hindering; delaying. **R. Ague**, a variety of ague in which the paroxysm is postponed to a later hour each day.

**Retch** [AS., *hræcan*, to cough, Ital., *recere*, to vomit]. To strain at vomiting. To suffer the spasmodic muscular contractions by which the stomach is emptied in vomiting, without discharging any matter.

**Rete** (*re'-te*) [L., a net; *pl., Retia*]. Any network or decussation and interlacing, especially of capillary blood-vessels. **R., Acromial**, a plexus of arteries on the surface of the acromial process, formed by anastomoses between the acromial branch of the acromio-thoracic, the suprascapular, and the anterior and posterior circumflex. **R. articulare cubiti**, an arterial anastomosis over the elbow. **R., Bipolar**, applied to blood-vessels that unite into larger stems and again divide and end in capillaries. **R. calcaneum**, an arterial anastomosis over the os calcis. **R., Carpal, Anterior**, and **Posterior**, two plexuses of arteries formed by the carpal branches of the radius and ulna, one in front and the other at the back of the wrist. **R. carpi dorsale**, the posterior carpal arch. **R. carpi volare**, an arterial meshwork made up of branches from the radial and ulnar arteries and deep palmar arch upon the anterior surface of the carpus. **R. choroideum**, vascular prolongations of the pia. **R., Epidermal**. Same as *R. mucosum*. **R. halteri**, the upper part of the Wolffian body by which the communication between the seminiferous tubules and the Wolffian duct is established and maintained. **R. malleolare internum** and **externum**, the network surrounding the inner and the outer ankle. **R. malpighii**, the layers of epithelial cells above the corium. **R. mirabile** (*pl., Retia mirabilia*), is seen when an artery splits into branches and reunites in a trunk, without forming capillaries. **R. mirabile duplex**. See *R. mirabile geminum* or *conjugatum*.

**R. mirabile** (*of Galen*), a network of vessels formed by the intracranial portion of the internal carotid artery in some animals. **R. mirabile geminum** or **conjugatum**, a plexus in which arteries and veins are combined. **R. mirabile simplex**, a network involving only veins or arteries. **R. mucosum**, the three lower layers of living cells of the epidermis. **R. olecrani**, the network of vessels around the olecranon and at the back of the elbow, formed by the divisions of the profunda and other arteries. **R. patellare**, the plexus of vessels surrounding the patella. **R. tarsus dorsale**, an arterial network upon the dorsal surface of the tarsus. **R. testis**, the network of seminal tubules in the corpus highmori of the testicle. **R., Unipolar**, the capillary divisions of blood-vessels which do not reunite. **R., Vascular** (*of B. Ridge*), a membranous sac, very vascular, which with the meconic membrane forms an envelop for the meconium of the fetus. **R. vasculosum**, a network of blood-vessels. **R. vasculosum testis**. See *R. halleri*. **R. venosum dorsale manus**, a venous network on the back of the hand. **R. venosum dorsale pedis**, a venous network on the dorsum of the foot.

**Reticious** (*re-te'-se-us*). Same as *Retiform*.

**Retene** (*re'-tēn*),  $C_{18}H_{18}$ . A hydrocarbon occurring in the highest fractions of coal-tar and also a derivative of phenanthrene. It occurs in the tar of highly resinous pines and in some mineral resins. It is very soluble in alcohol and benzene, and crystallizes in leaflets with a mother-of-pearl luster; it melts at  $98^{\circ}C.$ , and boils at about  $390^{\circ}C.$

**Retention** (*re-ten'-shun*) [*retentio*; *re*, back; *tenerē*, to hold]. The holding back or stoppage of any of the natural discharges of the body, as the feces, lochia, urine, menstrual flow, etc. **R.-cyst**, a cyst formed by a secretion, the natural outlet being closed. **R., Hystero-cystic**, retention of urine caused by pressure from a gravid uterus. **R. of Milk**. Same as *Galactoschesis*, *q. v.* **R. of Menses**: 1. Retention of menstrual blood due to mechanical interference with its outward flow. 2. Postponement of menstruation after the proper age for its establishment. **R. of Placenta**, failure of expulsion of a placenta as a result of improper or deficient uterine contractions. **R. of Urine**, inability to empty the bladder voluntarily.

**Retentive** (*re-ten'-tiv*) [*retinere*, to retain]. That which holds anything in place.

**Retia** (*re'-te-ah*) [*L.*, plural of *Rete*]. See *Rete*.

**Retial** (*re'-te-al*) [*rete*, a net]. Relating to, or of the nature of, a rete.

**Retiary** (*re'-te-a-re*) [*rete*, a net]. Net-like.

**Reticular** (*ret-ik'-u-lar*) [*reticulum*, a little net]. Formed by reticulation; areolar; abounding in interstices. **R. Cartilage**. Same as yellow elastic cartilage, *q. v.* **R. Formation**, a formation occupying the anterior and lateral area of the oblongata dorsad of the pyramids and lower olives and extending up into the pons. **R. Lamina of Kölliker**. See *Membrane, Reticular*. **R. Layer of the Skin**, the deep layer of the derma, consisting of strong interlacing bands of white and yellow fibrous tissue.

**Reticular** (*ret-ik'-u-la'-re*) [*reticularis*, like a net]. The rete mucosum. See *Rete*.

**Reticulate** (*re-tik'-u-lāt*) [*reticulum*, a little net]. In biology, in the form of network; said of the veins of leaves and the surface-markings of different organs.

**Reticulated** (*ret-ik'-u-la-ted*). Having net-like meshes.

**Reticulation** (*ret-ik'-u-la'-shun*) [*reticulatus*, like a net]. The character of being reticulated.

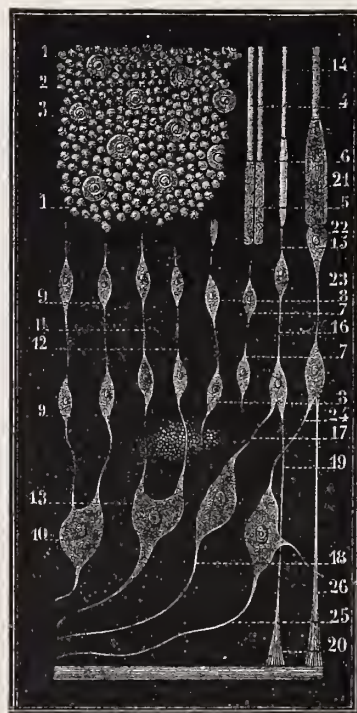
**Reticulose** (*ret-ik'-u-lōz*) [*reticulum*, a net]. Minutely or finely reticulate.

**Reticulum** (*re-tik'-u-lum*) [*reticulum*, a little net; *pl.*, *Reticula*]. 1. A network. 2. In biology, applied to various reticulated structures, *e. g.*, (*a*) the second division (hood or honey-comb bag) of the complicated stomach of a ruminant; (*b*) the intracellular or intranuclear network; (*c*) the neuroglia; (*d*) the fibrous substance growing at the base of the petioles of certain palms, also called *mattulla*. **R. cutaneum**, **R. mucosum**. See *Rete mucosum*. **R.-Germ** (*of Von Ebner*), a network of fibers occasionally seen between layers of seminal cells.

**Retiferous** (*re-tif'-er-us*) [*rete*, a net; *ferre*, to bear]. That which has a rete.

**Retiform** (*re'-tif-form*) [*retiformis*]. Net-shaped; reticulated. **R. Tissue**. See *Animal Tissue*.

**Retina** (*ret'-in-ah*) [*rete*, a net]. The chief and essential peripheral organ of vision, the third or internal coat or membrane of the eye, made up of the end-organs or expansion of the optic nerve within the globe. It is composed of ten layers from without inward, as follows: 1. Pigment-cells. 2. Rods and



ELEMENTS OF THE RETINA.

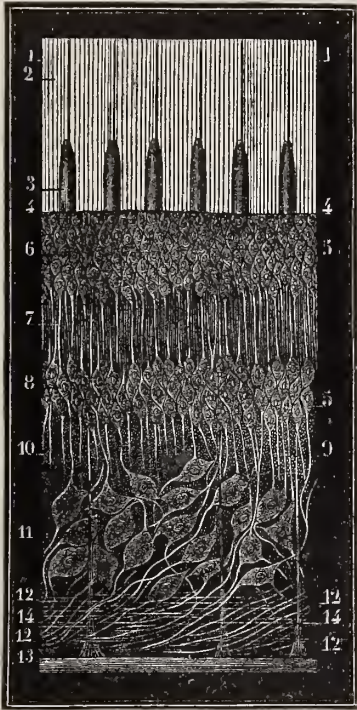
Process from the last entering into the fibrous layer. 19. A radiating fiber of Müller. 20. Conoid swelling by which this fiber is attached to the internal limiting layer. 21. A cone continuous with the other elements of the retina. 22. Cell of external granular layer. 23. Intermediary process between two cells of the granular layer. 24. Process connecting a cell of the granular layer with a cell of the layer of gray matter. 25. Process of cell of layer of gray matter. 26. A radiating fiber.

cones. 3. External limiting. 4. External granular. 5. Outer molecular. 6. Internal granular. 7. Internal molecular. 8. Ganglionic. 9. Nerve-fiber. 10. Internal limiting. **R., Central Artery of**, a branch of the ophthalmic artery that pierces the optic nerve in the orbit, branching within the globe, and supplying the retina. **R., Coarctate**, a term used to describe

1, 1. Layer of rods and cones. 2. Rods. 3. Cones. 4. Upper portion of rods. 5. Lower portion. 6. Point of union of these two parts. 7, 7. Two cells of the granular layer. 8, 8. Two other cells of the same layer. 9, 9. Still two other cells of the same layer. 10. Cell of the layer of gray matter with which these communicate. 11, 12. Other cells of the granular layer. 13. Tripolar cell with which these are continuous. 14. A rod continuous with the elements of the other layers. 15. Process by which it communicates with a cell of the external granular layer. 16. Process by which this cell communicates with a cell of the internal granular layer. 17. Process by which this cell communicates with the layer of gray matter. 18.



the morbid condition caused by an effusion of liquid between the retina and the choroid. **R., Detachment of**, disconnection from the choroid. **R., Epilepsy of**, a symptom of migraine or of epilepsy, characterized by transient loss of sight. **R., Fovea centralis of**. See *Fovea*. **R., Leopard or Tiger**,



VERTICAL SECTION OF THE RETINA.

the appearance of the retina in *chronic retinitis pigmentosa*. **R., Limbus luteus of**. See *Macula lutea*. **R., Membrana limitans of**. See *Membrana limitans*. **R., Pulsation of**. See *Pulsation*. **R., Shot-silk Appearance of**. See *Reflex, Watered-silk*. **R., Sustentacular Fibers of**. See *Fibers of Müller*.

**Retinaculum** (*ret-in-ak'-u-lum*) [*retinere*, to hold back: *pl.*, *Retinacula*]. 1. A term applied to such bands or membranes as hold back an organ or part, as the *Retinaculum of the ileo-cecal valve*. 2. An instrument at one time used in operations for hernia. 3. In biology: (a) That viscid, discoid portion of the rostellum of an orchid which holds the pollen masses in place and is removed with them by a visiting insect; it is also called *proscolla*, and *viscid disc*; (b) the hardened, uncinat funiculus of the seeds of many of the *Acanthaceæ*; (c) the little plate or scale which in certain insects restrains the protrusion of the sting. **Retinacula of Barry**, tense filaments running from the thickened portion of the cellular membrane lining the Graafian follicle to other parts of the membrane. **R. costæ ultimatae**. Same as *Lumbo-costal Ligament, q. v.* **Retinacula cutis**, fibrous bands connecting the corium with the underlying fascia. **R. ligamenti arcuati**, the short external lateral ligaments of the knee-joint, *q. v.* **Retinacula morgagni**, or **Retinacula of the Ileo-cecal Valve**, the membranous ridge formed by the coming together of the valve-segments at each end of the opening between the cecum and the

ileum. **Retinacula ossis brachii**, fibrous bands inserted into the neck of the humerus and having their origin in the capsule of the humero-scapular articulation. **R. patellæ externum**, the lateral patellar ligaments. **R. patellæ internum**, the ligamentum patellæ mediale. **Retinacula patellæ, laterale et mediale**. See *Lateral Patellar Ligaments*. **R. peroneorum inferius**, a fibrous band running over the peroneal tendons as they pass through the grooves on the outer side of the calcaneum. **R. peroneorum superius**, **R. tendinum peroneorum**. See *Ligament, Extreme Angular (of Ankle)*. **Retinacula valvulæ**. See *Retinacula morgagni*. **R. of Weitbricht**, bands of ligamentous tissue situated on the neck of the trochanter of the femur.

**Retinal** (*ret'-in-al*) [*retinalis*; *rete*, a network]. Pertaining to the retina. **R. Apoplexy**, hemorrhage into the retina. **R. Horizon**, a term used by Helmholtz to describe the horizontal plane passing through the transverse axis of the eyeball. **R. Image**, the image of external objects as reflected on the retina. **R. Ischemia**, anemia of the retina. **R. Melanin**. See *Fuscin*. **R. Purple**. Same as *Rhodopsin*.

**Retinerved** (*ret'-tin-er-ved*) [*rete*, net; *nervus*, nerve]. In biology, reticulate; netted-veined.

**Retinitis** (*ret-in-ih'-tis*) [*retina*, retina; *itis*, inflammation]. Inflammation of the retina, classed, according to its etiology, into albuminuric, diabetic, leukemic, pigmentary (*R. pigmentosa*), syphilitic, etc., most of which are characterized by distinctive ophthalmoscopic appearances. **R. albuminurica**, the form due to nephritis, usually chronic. Numerous white spots may be seen scattered over the fundus, some having an irregular outline, while others are stellated. There are also spots of hemorrhagic extravasation. **R., Central Punctate**, a form seen most in the aged. A great number of striæ or white spots are visible in the fundus. **R., Central Relapsing**, a form of syphilitic retinitis in which there is a gray or yellow area in the macular region, or numerous small yellowish-white spots and pigment-dots. It is a rare form, and is inclined to relapse. **R. cerebri**, retinitis due to intracranial inflammation. **R., Choroido-**, a form of syphilitic retinitis with cellular infiltration, exudation, atrophy, and proliferation of the pigment-epithelium in the choroid, between the choroid and retina, and in the retinal layers. **R. circumpapillaris**, a form in which there is proliferation of the outer layers of the retina around the disc. **R., Diabetic**, the form of retinitis occurring in diabetes. **R., Diffuse**. See *R. serosa*. **R., Diffuse Parenchymatous**, the parenchymatous form affecting the limitans, the externa, the interna, and the adventitia. **R. exsudativa**, retinitis with parenchymatous exudation. **R., Glycosuric**. Same as *R., Diabetic, q. v.* **R. gravidarum**, a form occurring in pregnant women and which is similar to retinitis albuminurica, and is of grave prognostic import. **R. hæmorrhagica**, a form in which there is swelling of the papilla and opaque infiltration of the surrounding retina; there are distended, dark, and tortuous veins, and the arteries are small; there are hemorrhages, linear or irregular and round in appearance. **R. hepatica**, a rare form which sometimes occurs in cases of parenchymatous hepatitis. **R. leukæmica**, a form characterized by pallor of the retinal vessels and optic disc, the boundary of the latter being indistinct. Hemorrhages appear at various points of the membrane, while numerous white patches and round bodies are visible about the disc in the retina. It is a result of systemic anemia. **R. macularis**. Same as *R., Central Relapsing, q. v.*

**R. nephritica.** See *R. albuminurica*. **R. nyctalopica**, a diffuse, streaked opacity of the retina and swelling of the disc, with central scotoma or color-scotoma, and more or less marked amblyopia. It indicates retro-bulbar neuritis. **R. paralytica** (of Klein), retinitis caused by paralysis affecting the optic nerve. **R., Parenchymatous**, a simple chronic retinitis affecting the connective tissue of the retina. **R. pigmentosa**, an affection involving all the layers of the retina, and consisting in a slowly-progressing connective-tissue and pigment-cell proliferation of the entire membrane, with wasting of its nerve-elements. The disease is most common in males, is often hereditary, and begins at a very early period of life, and may be congenital. Both eyes are attacked simultaneously, though occasionally only one suffers. **R. postica**, inflammation of the ectal retinal layer. **R., Proliferating**, a development of connective tissue in the retina, with the formation of dense bluish-white masses within the retina, and extending into the vitreous humor. **R. punctata albescens.** Same as *R., Central Punctate, q. v.* **R., Purulent**, a form in which there are small circumscribed white spots near the papilla and in the macular region. **R., Renal.** See *R. albuminurica*. **R., Septic.** Same as *R., Purulent*. **R. serosa**, a form characterized by an infiltration, most marked in the nerve-fiber and ganglionic layer of the retina, creating opacity, edema, and hyperemia, most marked in the veins. **R., Simple Syphilitic**, a form of syphilitic retinitis in which the ophthalmoscope shows a gray opacity surrounding the papilla, which is discolored and cloudy, and the veins darker than normal. **R. simplex.** Same as *R. serosa, q. v.* **R., Solar**, retinal change from the effect of sunlight. **R. sympathetica**, retinitis of sympathetic origin, and attended with retinal hyperemia, redness of the disc, engorgement of the veins, and great disturbance of vision. **R., Syphilitic**, the form occurring in syphilis; it is chronic, diffuse, and a late manifestation of the systemic disease.

**Retinochoroiditis** (*ret-in-o-ko-roi-di'tis*) [*retina*, retina; *χόριον*, the chorion; *ειδος*, like; *ιτις*, inflammation]. Inflammation of the retina and choroid. See *Choroido-retinitis*.

**Retinogen** (*ret'-in-o-jen*) [*retina*, retina; *γεννάν*, to produce]. In biology, the ectal of the two layers composing the ectoderm of the embryonic eye of arthropods, the ental layer being called the *gangliogen*.

**Retinoid** (*ret'-in-oid*) [*ρητινη*, resin; *ειδος*, form]. Resin-like, or in the form of a resin.

**Retinol** (*ret'-in-ol*) [*ρητινη*, a resin;  $C_{30}H_{48}$ , *Rosinol*; a liquid hydrocarbon derived from the destructive distillation of resin. It is employed in capsules for blennorrhea. It is a good solvent for iodol, aristol, camphor, etc., and is antiseptic, tonic, and cicatrizing. Dose  $\mathfrak{M}$ vij three or four times daily. Unof.

**Retinophora** (*ret-in-off'-or-ah*) [*retina*, retina; *φέρειν*, bear; *pl., Retinophora*]. In biology, one of the crystalline cone-cells of the arthropodan eye. The retinophoræ are surrounded by pigment-cells.

**Retinoscopy** (*ret-in-oh'-ko-pe*) [*retina*, retina; *σκοπεῖν*, to observe]. A method of estimating the refraction of the eye by observation of the movements of the retinal images and shadows through the ophthalmoscopic mirror. The method has also been called, and very properly, the *Fundus-reflex Test*; other terms are: *Keratascopy*, *Pupilloscopy*, *Umbrascopy*, *Skiascopy*, *Koroscopy*, etc. **R., Phosphenic**, a method of learning the condition of the retina when the crystalline lens is opaque. It consists in making slight pressure on different regions of the closed eye; if the retina

is healthy under the region pressed, a luminous circle is seen by the patient on the side opposite to the point of pressure.

**Retinoskiascopy** (*ret-in-o-ski-as'-ko-pe*). See *Retinoscopy*.

**Retinula** (*ret-in'-u-lah*) [dim. of *retina*, retina; *pl., Retinula*]. In biology, an aggregation of retinal cells; that portion of the whole retina of the compound eye which belongs to each of the single eyes, as in the lateral eyes of scorpions and *Limulus*, and the eyes of *Myriapoda*.

**Retinular** (*ret-in'-u-lar*) [*retinula*, a little retina]. In biology, of or pertaining to a *retinula, q. v.*

**Retinulate** (*ret-in'-u-lāt*) [*retinula*, a little retina]. In biology, aggregated into *retinulae*.

**Retiped** (*ret'-tip-ed*) [*rete*, a net; *pes*, foot]. Having netted tarsi; said of certain birds.

**Retort** (*re-tort'*) [*retorquere*, to bend back]. A vessel employed in distillation, containing the liquid to be distilled.

**Retract** (*re-trakt'*) [*re*, back; *trahere*, to draw]. To draw back; or pertaining to; to contract; to shorten.

**Retractile** (*re-trak'-til*) [*retrahere*, to draw back]. That which may be drawn back. **R. Carcinoma**, mammary carcinoma with retraction of the nipple.

**Retractility** (*re-trak'-til'-it-e*) [*retrahere*, to draw back]. 1. Capable of retraction. 2. Of Pajot, a property of the uterine tissue by virtue of which the uterus, having been emptied of a part of its contents, becomes thickened, while its capacity and volume diminish.

**Retraction** (*re-trak'-shun*) [*retractio*, a drawing back]. The shortening of a fractured limb from the broken ends slipping past one another. **R., Cicatricial**, that due to cicatrices. See *Cicatricial Contraction*. **R., Muscular**, post-paralytic atrophy of a muscle. **R. of the Uterus**, a chronic contraction of the uterus by which it applies itself closely to its contents without any change of contraction and relaxation. **R.-ring.** See *Bandl, Ring of*. **R., Spasmodic**, irregular contraction of the uterus.

**Retractor** (*re-trak'-tor*) [*retrahere*, to draw back]. 1. An instrument for withdrawing the lips or edges of a wound, or for pulling the soft parts away from the place of incision in amputations. 2. A muscle that retracts the organ into which it is inserted. **R. angulioris.** See *Buccinator Muscle*, in *Muscles, Table of*. **R. bulbi**, the retractor muscle of the eyeball present in some animals. **R., Emmet's Perineal**, a self-retaining vaginal speculum. **R., Eyelid**, a metallic instrument used to hold the eyelids away from the eyeball during an examination or operation. **R., Minor's Trachea**, an instrument used as a substitute for tracheotomy tubes, consisting in a hollow rod, slightly curved, and holding a bent wire retractor by means of a screw at each end. **R. oculi.** See *R. bulbi*. **R., Pilcher's**, a small pair of blunt hooks on a single delicate stem. An instrument used in tracheotomy. **R. urethræ** or *urethralis*. See *Bulbo-cavernous*. **R. uteri**: (1) the recto-uterini of both sides considered as one; (2) of *Luschka*, a uterine fold. **R., Rose's**, an instrument used to hold open a tracheotomy-wound; it consists in a piece of steel wire bent to form a pair of spring hooks. **R., Wells's**, two wires bent into hooks and tied in place about the neck by bands. It is advised for the purpose of keeping the wound open after tracheotomy.

**Retrad** (*ret'-trad*) [*retro*, backward]. In or toward the rear or posterior part.

**Retrahens** (*ret'-trah-henz*) [*retrahere*, to draw back]. Drawing back. **R. Muscle.** See *Muscles, Table of*.

**Retrahent** (*ret'-trah-hent*) [*retrahens*, drawing back]. Drawing backward; retracting.



**Retral** (*re'-tral'*) [*retro*, backward]. Situated toward the back; posterior, caudal.

**Retrenchment** (*re-trench'-ment*) [Fr., *retrenchement*]. A plastic operation the object of which is to obtain cicatricial contraction by the removal of superfluous tissue.

**Retriment** (*ret'-ri-ment*) [*retrimentum*, refuse]. Dregs; refuse, or marc.

**Retro-** (*re'-tro-*) [*retro*, back]. A prefix meaning *backward* or *behind*; usually relating to place or position.

**Retroaction** (*re-tro-ak'-shun*) [*retro*, backward; *agere*, to do]. Reverse action.

**Retroanterograde** (*re-tro-ant'-er-o-grād*) [*retro*, backward; *anterius*, before; *gredi*, to go]. Reversing the order of succession. **R. Amnesia**, a perversion of the memory in which recent events are referred to a far-off and past time, while the occurrences of the remote past seem recent.

**Retrobuccal** (*re-tro-buk'-al*) [*retro*, back; *bucca*, the mouth]. Pertaining to the back part of the mouth, or of the cheek.

**Retrobulbar** (*re-tro-bul'-bar*) [*retro*, back; *bulbus*, bulb]. Situated or occurring behind the eyeball. **R. Neuritis**, inflammation in the orbital part of the optic nerve. **R. Perineuritis**, inflammation of the sheath of the orbital part of the optic nerve.

**Retrocedent** (*re-tro-se'-dent*) [*retro*, back; *cedere*, to go]. Pertaining to a retrograde condition or action of disease; going back; disappearing from the surface, as an eruption. **R. Gout**. See *Gout*.

**Retroceps** (*re'-tro-seps*) [Fr.]. A variety of obstetric forceps used to grasp the fetal head from behind.

**Retrocervical** (*re-tro-ser'-vik-l*) [*retro*, behind; *cervix*, the neck]. Situated behind the cervix uteri.

**Retrocession** (*re-tro-sesh'-un*) [*retrocesso*]. Disappearance from the surface, as of an exanthem. **R. of Labor**, of Charrier, a rare condition in which, after labor has begun, but before the membranes are ruptured, the uterine contractions cease, and the cervix, formerly a small ring, becomes a canal again.

**Retroclavicularis** (*re-tro-kla-vik-u-lā'-ris*) [*retro*, behind; *clavicula*, the clavicle]. See *Sterno-clavicularis pectus*.

**Retroclusion** (*re-tro-klud'-zhun*) [*retro*, back; *claudere*, to shut]. A form of acupressure, in which the pin is passed first above the artery, twisted a half circle and then driven below the artery into the tissues upon the side first entered.

**Retrocollic** (*re-tro-kol'-ik*) [*retro*, back; *collis*, the nape of the neck]. Pertaining to the muscles at the back of the neck. **R. Spasm**, that form of wry-neck involving the retrocollic muscles. Spasmodic torticollis.

**Retrocopulant** (*re-tro-kop'-u-lant*) [*retro*, back; *copulans*, copulating]. Copulating backward or from behind.

**Retrocopulation** (*re-tro-kop-u-lā'-shun*) [*retro*, backward; *copulare*, to copulate]. The act of copulating from behind or aversely.

**Retrodeviation** (*re-tro-de-ve-a'-shun*) [*retro*, back; *deviatio*, a wandering]. Any backward displacement; a retroflexion or retroversion.

**Retrodisplacement** (*re-tro-dis-plās'-ment*) [*retro*, back; *OF*, *displacer*, to put out of place]. Displacement backward of a part or organ.

**Retro-esophageal** (*re-tro-e-so-faj'-e-al*) [*retro*, behind; *οισοφάγος*, esophagus]. Located behind the esophagus.

**Retroflected** (*re-tro-flek'-ted*). Same as *Retroflexed*.

**Retroflexion** (*re-tro-flek'-shun*). See *Retroflexion*.

**Retroflex** (*re'-tro-fleks*) [*retro*, back; *flectere*, to turn]. Turning back abruptly.

**Retroflexed** (*re-tro-flekst'*) [*retro*, back; *flectere*, bend]. Bent backward.

**Retroflexion** (*re-tro-flek'-shun*) [*retro*, back; *flectere*, to bend]. Any abrupt displacement, bending or changing of normal direction. **R. of Uterus**. See *Uterus*.

**Retrofract** (*re'-tro-frakt*). Same as *Refracted*.

**Retrogenerative** (*re-tro-jen'-er-a-tiv*). Same as *Retrocopulant*.

**Retrognathous** (*re-trog'-na-thus*) [*retro*, backward; *γνάθος*, jaw]. Retracted jaw.

**Retrograde** (*re'-tro-grād*, or *re'-ro-grād*) [*retro*, backward; *gradus*, a step]. Receding, or going backward. **R. Carcinoma**, a carcinoma which grows firmer and less in size and remains so. **R. Metamorphosis**, katabolic change.

**Retrograde** (*re'-tro-grād*, or *re'-ro-grād*) [*retrogradi*, go backward]. In biology, (1) showing degeneration from a more complex structure or higher function to a lower one. 2. Descriptive of animals that walk or swim backward.

**Retrography** (*re'-tro-graf-e*) [*retro*, back; *γράφειν*, to write]. Writing backward; a symptom of certain nervous diseases.

**Retrogressive** (*re-tro-gres'-iv*) [*retrogressus*]. Declining in strength; degenerating. In biology, degeneration, backward metamorphosis, as the transformation of bracts into foliage leaves, stamens into petals, sepals into bracts, etc.

**Retro-insular** (*re-tro-in'-su-lar*) [*retro*, behind; *insula*, island]. Situated or occurring behind the insula, or island of Reil. **R. Convolutions**, two or three convolutions behind the insula and wholly within the fissure of Sylvius.

**Retrojection** (*re-tro-jek'-shun*) [*retro*, back; *jectio*, a throwing]. The washing out of a cavity from within outward.

**Retro-lingual** (*re-tro-lin'-gwal*) [*retro*, back; *lingua*, tongue]. Relating to that part of the throat back of the tongue. Serving to retract the tongue.

**Retro-location** (*re-tro-lo-ka'-shun*) [*retro*, back; *locatio*, location]. Same as *Retro-position*, *q. v.*

**Retro-malleolar** (*re-tro-mal-e'-o-lar*) [*retro*, back; *malleolus*, malleolus]. Located back of a malleolus.

**Retromammary** (*re-tro-mam'-ar-e*) [*retro*, behind; *mamma*, breast]. Situated or occurring behind a mammary gland.

**Retro-maxillary** (*re-tro-maks'-il-a-re*) [*retro*, back; *maxilla*, maxilla]. Situated behind the maxilla.

**Retromorphosis** (*re-tro-mor'-fo-sis*) [*retro*, back; *μορφή*, form]. Katabolism; retrograde metamorphosis; katabolic change.

**Retro-nasal** (*re-tro-na'-zal*) [*retro*, behind; *nasus*, nose]. Situated back of the nose or nasal cavities.

**Retro-ocular** (*re-tro-ok'-u-lar*) [*retro*, behind; *oculus*, the eye]. Situated behind the eyeball. Same as *Retrobulbar*.

**Retroperitoneal** (*re-tro-per-it-on-e'-al*) [*retro*, behind; *περιτοναϊον*, peritoneum]. Occurring or situated behind the peritoneum. **R. Hernia**, hernia of the intestine into the iliac fossa back of the peritoneum.

**Retroperitoneum** (*re-tro-per-it-on-e'-um*) [*retro*, behind; *περιτοναϊον*, peritoneum]. The retro-peritoneal space.

**Retroperitonitis** (*re-tro-per-it-on-i'-tis*) [*retro*, behind; *περιτοναϊον*, peritoneum; *τις*, inflammation]. Inflammation of the retroperitoneal structures.

**Retropharyngeal** (*re-tro-far-in'-je-al*) [*retro*, behind; *φάρυγξ*, the pharynx]. Situated or occurring behind the pharynx. Pertaining to parts situated behind the pharynx. **R. Abscess**, abscess occurring in the tissues back of the pharynx.

**Retropharyngitis** (*re-tro-far-in'-ji'-tis*) [*retro*, behind; *φάρυγξ*, pharynx; *τις*, inflammation]. Inflammation of the retropharyngeal tissues.

- Retroposed** (*re' - tro - pôad'*) [*retro*, back; *ponere*, to place]. Displaced backward.
- Retro-position** (*re-tro-po-zish' - un*) [*retro*, back; *positio*, position]. Backward displacement of the uterus without flexion or version.
- Retropulsion** (*re - tro - pul' - shun*) [*retro*, back; *pulsio*, beating]. 1. A driving or turning back, as of the fetal head. 2. A running backward; a disorder of locomotion sometimes witnessed in paralysis agitans.
- Retrorse** (*re-trors'*) [*retro*, backward; *vertere*, turn]. In biology, turned backward.
- Retro serrate** (*re-tro-ser' - at*) [*retro*, back; *serratus*, saw-shaped]. In biology, furnished with serrations which are turned backward, as the sting of a bee.
- Retro serrulate** (*re-tro-ser' - u-lat'*) [*retro*, back; *serrula*, a little saw]. Furnished with diminutive retrorse teeth.
- Retrosiphonate** (*re-tro-si' - fun-ât*) [*retro*, back; *σῖφων*, siphon]. In biology, having the siphon and surrounding partitions directed backward.
- Retrostalsis** (*re-tro-stal' - sis*) [*retro*, backward; *στάσις*, compression]. Reversed peristaltic action; peristaltic action that tends to drive the intestinal contents cephalad instead of caudad.
- Retrosternal** (*re-tro-ster' - nal*) [*retro*, back; *στέρον*, sternum]. Situated or occurring behind the sternum.
- Retrotarsal** (*re - tro - tar' - sal*) [*retro*, back; *τάρος*, tarsus]. Situated or occurring behind the tarsus. **R.** Fold, the fornix of the conjunctiva.
- Retrotracheal** (*re-tro-tra' - ke-al*) [*retro*, behind; *τραχέα*, trachea]. Situated or occurring behind the trachea.
- Retro-uterine** (*re-tro-u' - ter-in*) [*retro*, behind; *uterus*, uterus]. Behind the uterus. **R.** Hematocele, a blood-tumor behind the uterus in the pouch of Douglas.
- Retrovaccination** (*re-tro-vak-sin-a' - shun*) [*retro*, back; *vaccinus*, of a cow]. Vaccination with virus from a cow that had been inoculated with the virus of small-pox from a human subject.
- Retrovaccine** (*re-tro-vak' - sin*) [*retro*, back; *vaccinus*, of a cow]. The virus obtained after inoculating a cow with human virus.
- Retroversion** (*re-tro-ver' - shun*) [*retro*; *versio*, a turning]. A turning back; applied especially to such organs as the bladder, the womb, etc. **R. of Uterus.** See *Uterus*.
- Retti** (*ret' - i*) [Hind., *ratti*]. The seed of *Abrus precatorius*. See *Jequirity*.
- Retuse** (*re-tūs'*) [*retusus*, blunted, dull]. In biology, applied to a leaf or other flattened organ that has a broad, shallow sinus at the apex.
- Retzius, Brown Lines of.** Fine parallel lines in the enamel of a tooth. **R., Cavity of.** See *Cavity, Preperitoneal*. **R., Ligament of.** See *Ligament*. **R., Space of.** Same as *R., Cavity of*. **R., Stripes of.** See *Stripe*. **R., Veins of,** small veins uniting the radicles of the portal branches in the intestines and mesentery with the inferior vena cava and its branches. They include all the retroperitoneal veins and are often enormously enlarged in hepatic cirrhosis.
- Reunion** (*re-ūn' - yun*) [*re*, again; *unio*, to become one]. The joining of parts whose continuity has been destroyed. **R. of Wound.** See *Healing*.
- Reuss's Test.** See *Tests, Table of*.
- Revaccination** (*re-vak-sin-a' - shun*) [*revaccinatio*]. Renewed or repeated vaccination.
- Revalenta** (*rev-al-en' - tah*) [transposed from *Ervum lens*]. A commercial and proprietary food-preparation for invalids, said to be composed principally of lentil meal.
- Revealed** (*re-vēld'*) [*re*, back; *velare*, to veil]. In biology, not concealed under other parts.
- Réveilleur** (*ra-vel-yur'*) [Fr.]. The instrument used in Baunscheidtism.
- Revellent** (*re-vel' - ent*). See *Revulsive*.
- Reverdin's Operations.** See *Operations, Table of*.
- Reverie** (*rev' - er-e*) [Fr., *rêverie*]. A state of dreamy abstraction; visionary mental or ideational movement, the mind itself, at least so far as volition is concerned, being passive.
- Reverse** (*re-vers'*) [*revertere*, to turn back]. In bandaging, a half-turn employed to change the direction of a bandage.
- Reversion** (*re-ver' - shun*) [*revertere*, to turn back]. In biology: 1. The appearance of characteristics which existed in remote ancestors; thus many endoparasites (*Cestoda*, *Acanthocephala*, *Rhizocephala*) show reversion to a very low type of digestion, while the *Ascidians* are held by Dohrn, Lankester, and others to be degenerate *Vertebrata*. The loss of eyes by the *Cirripedia*, the *Penellina*, and the *Lernaeacea*, when these animals become fixed, as well as by various cave-animals, may be included as examples of reversion. 2. The backward development of plant-organs, as stamens into petals, etc. 3. Becoming wild after having been domesticated or cultivated.
- Revert** (*re-vert'*). See *Latent*.
- Revitalization** (*re-vi-tal-i-za' - shun*) [*re*, again; *vita*, life]. The act or process of refreshing or revitalizing.
- Revive** (*re-viv'*) [*re*, again; *vivere*, to live.]. To return to life after seeming death.
- Revivement** (*re-viv' - ment*) [*revivere*, to live again]. The act of reviving.
- Revivification** (*re-viv-if-ik-a' - shun*) [*revivificatio*]. 1. Restoration to consciousness. 2. The refreshing of surfaces by paring before placing them in apposition.
- Reviviscence** (*re-viv-is' - ens*) [*reviviscere*, inceptive of *revivere*, to revive]. The awakening from a period of dormancy; said of insects after hibernation.
- Revolute** (*rev' - o-lūt*) [*re*, back; *volvere*, to roll]. That form of veneration or estivation in which the margins of the organ are rolled backward.
- Revolver** (*re-vol' - ver*). See *Nose-piece*.
- Revomit** (*re-vom' - it*) [*re*, again; *vomere*, to vomit]. To reject from the stomach.
- Revulsant** (*re-vul' - sant*) [*revellere*, to push away]. 1. Revulsive. 2. A medicine or agent that, by irritation, draws the blood from a distant part of the body.
- Revulsion** (*re-vul' - shun*) [*revulsio*]. The reduction of morbid action in any part by means of counter-irritation.
- Revulsive** (*re-vul' - siv*) [*revellere*, to turn away]. Capable of causing revulsion; applied to therapeutic agencies designed to withdraw the blood from or counteract the tendencies toward a morbid focus or process.
- Revulsor** (*re-vul' - sor*) [*revellere*, to turn away]. 1. An apparatus for effecting revulsion by means of the alternate application of heat and cold. 2. A plate or cylinder set with needles, and used in producing counter-irritation.
- Reybard's Suture.** An interrupted loop-suture for wounds of the intestine. See *Suture*.
- Rhabbarin** (*ra-bar' - bar-in*) [*rhabbarum*, barbarian rhubarb]. Same as *Chrysophanic Acid*, *q. v.*
- Rhabbarbarum** (*ra-bar' - bar-um*) [*rhabbarum*, barbarian rhubarb]. Rhubarb.
- Rhabdia** (*rab' - de-ah*) [*ῥάβδος*, a rod]. In biology, the great rods lying beneath the crystalline cones of the insect's eye.
- Rhabdite** (*rab' - dit*) [*ῥάβδος*, a rod]. In biology, (a) one of the spindle-shaped glandular secretions occurring in the skin of certain invertebrates. They are specially characteristic of the *Turbellaria*; (b) one of



the paired appendages of the abdominal sternites forming the ovipositor of certain insects.

**Rhabditic** (*rab-dit'-ik*) [*ῥάβδος*, a rod]. Pertaining to a rhabdite.

**Rhabditis** (*rab-di'-tis*) [*ῥάβδος*, a rod]. A genus of nematode worms. Abundant especially in decaying organic matter, garden earth, etc. Several species are parasitic in snails, a few in man. See *R. niellyi*, *R. pellio* and *R. terricola*, under *Parasites (Animal)*, *Table of*.

**Rhabdium** (*rab'-de-un*) [dim. of *ῥάβδος*, rod: *pl.*, *Rhabdia*]. A fiber of striped or voluntary muscle.

**Rhabdocelous** (*rab-do-se'-lus*) [*ῥάβδος*, a rod; *κοῖλος*, hollow]. Having a straight digestive cavity.

**Rhabdoid** (*rab'-doid*) [*ῥάβδος*, a rod; *εἶδος*, form]. In biology, an acicular or spindle-shaped body chemically related to the plastids, which is found lying diagonally across the stalk-cells of the tentacles of *Drosera* and in the mesophyll-cells of *Dionea*, and tends to grow spherical when the part is irritated. Its importance is not fully known.

**Rhabdoidal** (*rab-doi'-dal*) [*ῥαβδοειδής*, like a rod]. Rod-like.

**Rhabdomal** (*rab'-do-mal*) [*ῥάβδωμα*, a bundle of rods]. Having the character of a rhabdom.

**Rhabdome** (*rab'-dōm*) [*ῥάβδωμα*, a bundle of rods]. In biology, a tubular rod forming the central axis of the retinula of the arthropod eye.

**Rhabdomere** (*rab'-dō-mēr*) [*ῥάβδος*, a rod; *μέρος*, a part]. In biology, a rod found in the distal portion of each of the retinular cells of the arthropod eye.

**Rhabdomyoma** (*rab-do-mi-o'-mah*) [*ῥάβδος*, a rod; *μῦς*, a muscle; *ῥῆμα*, a tumor: *pl.*, *Rhabdomyomata*]. A rare form of myoma characterized by the presence of striated muscular fiber.

**Rhabdonema** (*rab-do-ne'-mah*) [*ῥάβδος*, a rod; *νῆμα*, a thread]. A genus of parasitic *Anguillulidae*. See under *Parasites (Animal)*, *Table of*.

**Rhabdonemiasis** (*rab-do-ne-mi'-as-is*) [*Rhabdonema*, a genus of parasitic nematode worms; *ῥάβδος*, a rod; *νῆμα*, a thread]. The disease arising from the presence of parasites of the genus *Rhabdonema*. See *Parasites (Animal)*, *Table of*.

**Rhabdosphere** (*rab'-do-sfēr*) [*ῥάβδος*, a rod; *σφαῖρα*, a sphere]. A minute spheric body bristling with rhabdoliths rods.

**Rhabdous** (*rab'-dus*) [*ῥάβδος*, a rod]. Having the character of a rhabdus.

**Rhabdus** (*rab'-dus*) [*ῥάβδος*, a rod]. In biology, (*a*) a simple, straight spicule; (*b*) the stipe of certain fungi.

**Rhachi**. See also *Rachi*.

**Rhachiagra** (*rah'-e-a'-grah*) [*ῥάχης*, a spine; *ἄγρα*, pain]. Rheumatism in the muscles of the spine.

**Rhachial** (*ra'-ke-al*) [*ῥάχης*, spine]. Pertaining to the spine.

**Rhachialgia** (*ra-ke-al'-je-ah*) [*ῥάχης*, spine; *ἄλγος*, a pain]. Any pain in the spine. Spinal irritation.

**R. mesenterica**. Same as *Tabes mesenterica*, *q. v.* **R. pictonum**. See *Metallic Colic*.

**Rhachialgitis** (*rah-e-al-jī'-tis*) [*ῥάχης*, spine; *ἄλγος*, pain; *ιτις*, inflammation]. Inflammatory rhachialgia.

**Rhachismus** (*ra-ke-az'-mus*) [*ῥάχης*, spine]. Spasm of the muscles at the back of the neck, as seen in the early part of many epileptic attacks.

**Rhachidial** (*ra-kid'-e-al*) [*ῥάχης*, spine]. Pertaining to a rhachis, or spine.

**Rhachidian** (*ra-kid'-e-an*). Same as *Rhachidial*.

**Rhachilysis** (*ra-ki'-is-is*) [*ῥάχης*, spine; *λύνειν*, to loose]. A method of treating lateral curvature of the spine by mechanical counteraction of the abnormal curves.

**Rhachio-** or **Rachio-** (*ra'-ke-o-*) [*ῥάχης*, spine]. A

prefix denoting connection with or relation to the spine.

**Rhachiocampsis** (*ra-ke-o-kamp'-sis*) [*ῥάχης*, spine; *κάμψις*, a bending]. Curvature of the spine.

**Rhachiochysis** (*ra-ke-o-ki'-sis*) [*ῥάχης*, spine; *χύσις*, a pouring]. An accumulation of water or watery substance within the spinal canal.

**Rhachiodynia** (*ra-ke-o-din'-e-ah*) [*ῥάχης*, spine; *δύνη*, pain]. Pain in the spinal cord.

**Rhachiokyphosis** (*ra-ke-o-ki-fō'-sis*) [*ῥάχης*, spine; *κύφωσις*, a bending]. Gibbosity, or hunch of the back.

**Rhachimeter** (*ra-ke-om'-el-er*) [*ῥάχης*, spine; *μέτρον*, a measure]. An instrument used to measure the degree of spinal deformities.

**Rhachiomylitis** (*ra-ke-o-mi-el-i'-tis*) [*ῥάχης*, spine; *μυελός*, marrow; *ιτις*, inflammation]. Inflammation of the spinal cord. Myelitis.

**Rhachiomyelophthisis** (*ra-ke-o-mi-el-off'-this-is*) [*ῥάχης*, spine; *μυελός*, marrow; *φθισις*, a wasting]. See *Tabes dorsalis*.

**Rhachiomyelos** (*ra-ke-ō-mi'-el-os*) [*ῥάχης*, spine; *μυελός*, marrow]. See *Spinal Cord*.

**Rhachio-paralysis** (*ra-ke-o-par-al'-is-is*) [*ῥάχης*, spine; *παράλυσις*, paralysis]. Spinal paralysis.

**Rhachiophyma** (*ra-ke-o-ji'-mah*) [*ῥάχης*, spine; *φῆμα*, a growth]. A spinal tumor.

**Rhachioptegia** (*ra-ke-o-ple'-je-ah*) [*ῥάχης*, spine; *πληγή*, stroke]. Spinal paralysis.

**Rhachiorrheuma** (*ra-ke-or-ru'-mah*) [*ῥάχης*, spine; *ῥεύμα*, a flowing]. Spinal rheumatism.

**Rhachioscolioia** (*ra-ke-o-sko-le-o'-mah*) [*ῥάχης*, spine; *σκολίωμα*, a curve]. Lateral distortion and curvature of the spine.

**Rhachioscoliosis** (*ra-ke-o-sko-le-o'-sis*) [*ῥάχης*, spine; *σκολίος*, *σκολίωσις*, a curving]. The condition and progress of curvature of the spine.

**Rhachistrophosis** (*ra-ke-o-stro-fō'-sis*) [*ῥάχης*, spine; *στροφος*, twisted]. Curvature of the spine.

**Rhachiotome** (*ra'-ke-o-tōm*) [*ῥάχης*, spine; *τομή*, cutting]. A cutting instrument used in rhachiotomy.

**Rhachiotomy** (*ra-ke-o'-o-me*) [*ῥάχης*, spine; *τομή*, a cutting]. An incision into or dissection of the spine.

**Rhachipagus** (*ra-ki'-p-a-gus*) [*ῥάχης*, spine; *πάγος*, anything fixed]. A double fetal monstrosity in which the twins are joined back to back by any portion of the spinal column.

**Rhachis** (*ra'-kis*) [*ῥάχης*]. The spinal column. In biology, (*a*) the main petiole of a compound leaf; (*b*) the axis of inflorescence; (*c*) the shaft of a feather; (*d*) the arched middle area of the dorsal surface of a trilobite.

**Rhachischisis** (*ra-kis'-kis-is*) [*ῥάχης*, spine; *σχίζειν*, to cleave]. A cleft in the vertebral column. Same as *Spina bifida*.

**Rhachitæ** (*ra-ki'-te*) [*ῥαχίται*]. The muscles attached to the vertebral column.

**Rhachitic** (*ra-ki'-ik*). See *Rachitic*.

**Rhachitis**. See *Rachitis*.

**Rhachitome** (*ra'-kit-ōm*). Same as *Rhachiotome*, *q. v.*

**Rhachus** (*ra'-kus*) [*ῥάχος*]. A ragged wound.

**Rhacoma** (*ra-ko'-mah*) [*ῥάκος*, a rag]. Excoriation, rent, or chapping. Also a pendulous, relaxed condition of the scrotum.

**Rhacosis** (*ra-ko'-sis*) [*ῥάκος*, a rag]. The condition of one affected with rhacoma.

**Rhacous** (*rā'-kus*) [*ῥάκος*, a rag]. Wrinkled. Lacerated.

**Rhæbocrania** or **Rhebocrania** (*re-bo-kra'-ne-ah*) [*ῥαιβός*, crooked; *κράνιον*, the skull]. The condition of wry-neck.

**Rhæboscelia**, **Rhæbosis** (*re-bo-se'-le-ah*, *re-bo'-sis*) [*ῥαιβός*, crooked; *σκέλος*, leg]. Crooked-legged.

**Rhæstocythemia** (*res-to-si-the'-me-ah*). See *Rhestocythemia*.

**Rhagades** (*rag'-ad-ēs*) [*ῥαγάς*: *pl.* of *Rhagades*]. *Rhagadia*; linear cracks or fissures in the skin, whether due to injury or disease. They are most frequently seen on the palmar and plantar surfaces of the hands and feet, at the angles of the mouth, the anus, and the flexures. They are painful on movement.

**Rhagadia** (*rag'-a'-de-ah*). See *Rhagades*.

**Rhagadiolus** (*rag'-ad-i'-o-lus*) [*ῥαγάς*, a crack]. A genus of the *Cichoriaceæ*. **R. etulis**, a variety found in southern Europe and which possesses aperient and diuretic properties. **R. hedypnois**, a variety supposed to possess aperient properties.

**Rhagas** (*ra'-gas*) [*ῥαγας*, a rent: *pl.*, *Rhagades*]. Singular of *Rhagades* (seldom used in the singular).

**Rhagite** (*rag'-it*) [*ῥαγας*, a crack]. A hydrous arseniate of bismuth occurring in yellow or yellowish-green crystals.

**Rhagon** (*rag'-on*) [*ῥάξ*, a grape]. In biology, a type of sponge-structure characterized by the grape-like arrangement of the spheric chambers. Also called *Dyssyscus*. Cf. *Ascon*, *Leucon*, *Sycon*.

**Rhagonate** (*rag'-o-nāt*) [*ῥάξ*, a grape]. Having the character of a rhagon; rhagose.

**Rhagose** (*rag'-ōs*) [*ῥάξ*, a grape]. Racemose; arranged like a bunch of grapes.

**Rhamma** (*ram'-ah*) [*ῥάμμα*]. Suture, *q. v.*

**Rhamnegin** (*ram'-ne-jin*) [*ῥάμνωγς*],  $C_{12}H_{10}O_5$ . A glucosid derived from buckthorn-berries.

**Rhamnetin** (*ram'-ne'-tin*). See *Rhamnin*.

**Rhamnin** (*ram'-nin*) [*ῥάμνωγς*, the buckthorn]. A yellow, neutral, crystalline substance found in buckthorn. It contains *rhamnetin*, a valuable yellow coloring-matter.

**Rhamnin** (*ram'-nit*) [*ῥάμνωγς*, the buckthorn],  $C_6H_{14}O_5$ . Pentaoxyhexane. Its aldehyd is rhamnose.

**Rhamnocathartin** (*ram'-no-kath-art'-in*) [*ῥάμνωγς*, buckthorn; *καθαρτικός*, purging]. A yellow, amorphous, translucent substance; a bitter principle contained in the berries of *Rhamnus cathartica*.

**Rhamnose** (*ram'-nōs*) [*ῥάμνωγς*, the buckthorn],  $C_6H_{12}O_5$ . *Isodulcitol* or *methyl arabinose*; one of the glucoses. It results upon decomposing different glucosids (quercitrin, xanthorhamnin, lesperridin) with dilute  $H_2SO_4$ . It forms large, vitreous crystals containing one molecule of water, and melting at  $93^\circ C$ . It reduces alkaline copper solutions, but is not fermented by yeast. See *Carbohydrates*, *Table of*.

**Rhamnotannic Acid**, **Rhamnotannin** (*ram-no-tan'-ik*, *ram-no-tan'-in*) [*ῥάμνωγς*, buckthorn; *tannin*, *tannin*]. An astringent, amorphous, neutral greenish-yellow mass, probably an impure coloring-matter derived from some variety of *Rhamnus*.

**Rhamnoxanthin** (*ram-no-zan'-thin*) [*ῥάμνωγς*, buckthorn; *ξανθός*, yellow]. See *Frangulin*.

**Rhamnus** (*ram'-nus*) [*ῥάμνωγς*, buckthorn]. One of a genus of polypetalous shrubs and trees. **R. alaternus**, a plant indigenous to northern Africa and the south of Europe, of which the leaves are astringent and the fruits bitter and purgative. **R. alpinus**, Alpine buckthorn. The fruits and bark are purgative. **R. baccæ**, the berries of *R. cathartica*. **R. californica**, California buckthorn, the bark of which has strong purgative properties. **R. carolinianus**, a shrub or small tree with purple berries, found in the southern United States. **R. cathartica**, or *catharticus*, *common buckthorn*; *purging thorn*; *harts-thorn*; *rain-berry*; *thornway*; *thorn*; a shrub indigenous to Europe, Asia, and northern Africa; it is cultivated in the United States. The berries are actively purgative. They are usually given in a syrupy vehicle to counteract their irri-

tant effect. **R. cathartica** *fructus*, the berries of *R. cathartica*. **R. crocea**, California mountain holly; an extract of the bark is used in medicine as a mild laxative and tonic. **R. ellipticus**, a species used in medicine as an antisyphilitic. **R. frangula**, dogwood; alder (United States and Br. Ph.). The bark only is official and occurs in thin quills, grayish-brown externally, and rough; internally, smooth and yellowish in color. It is a laxative, but too irritant to prove of much value in medicine. The berries have been used as a cathartic. **R. frangulæ**, *Extractum*, an aqueous or alcoholic extract of the bark of *R. frangula*. **R. lineatus**, a species indigenous to China. The root is used in medicine and has diuretic properties. **R. lycioides**, a Spanish variety. A decoction of the berries is used as an external application in rheumatic joint-enlargements. **R. pumilus**, dwarf buckthorn; a variety having mild purgative properties, the fruit and bark being used. **R. purshiana**, or *purshianus*, California buckthorn; a small tree which grows in California. The bitter bark constitutes *cascara sagrada*—official in the Br. Ph. as *Rhamni purshiani cortex*. It contains three resins; tannic, malic, and oxalic acids; a neutral, crystallizable principle, and an essential oil. It is used as a laxative, and is especially valuable in that it exerts a protracted influence upon the gastro-intestinal tract. **R. sanguinea**, or *sanguineus*, used in the treatment of itch; a Spanish variety. **R. saxatilis**, rock buckthorn; the berries and a portion of the bark are said to be purgative. **Rhamni**, *Succus*, the expressed juice of the fruit of *R. catharticus*. **R. virgatus**, a variety found in Hindostan. The fruit is used as a purgative. **R. wightii**, an Asiatic variety. The bark is akin in its action to *cascara sagrada*. See *Buckthorn*, *Cascara sagrada*.

**Rhamphoid** (*ram'-foid*) [*ῥάμφος*, a curved beak; *εἶδος*, like]. Beak-shaped.

**Rhamphos** (*ram'-fos*) [*ῥάμφος*, a beak]. A rostrum.

**Rhamphotheca** (*ram'-fo-the'-kah*) [*ῥάμφος*, a curved beak; *θήκη*, a sheath]. In biology, the entire horny integument of the beak of a bird. Cf. *derthrotheca*, *gnathotheca*, *rhinotheca*.

**Rhanter** (*ran'-er*) [*ῥαντήρ*, sprinkle]. The inner canthus, *q. v.*

**Rhaphagra** (*raf'-a'-grah*) [*ῥαφή*, a seam; *ἄγρα*, a seizure]. Pain in the cranial sutures.

**Rhaphanodon** (*raf-an'-ed-on*) [*ῥαφανηδόν*]. A transverse fracture.

**Rhaphania** (*raf'-a'-ne-ah*) [*ῥάφανος*, the radish]. Poisoning by the black radish, strawberries, or ergot. **R. marsitica**, pellagra, so named because it was thought to be due to using maize as a food.

**Rhaphe** (*ra'-fe*). See *Raphe*.

**Rhaphides** (*ra'-fid-ēs*). See *Raphis*.

**Rhaphiostixis** (*ra-fe-o-stiks'-is*) [*ῥαφίς*, a needle; *στίξις*, a piercing]. Same as *Acupunctiōe*, *q. v.*

**Rhaphis** (*ra'-fis*). See *Raphis*.

**Rhaphosymphysis** (*ra-fo-sim'-fis-is*) [*ῥαφή*, a seam; *σύνφωσις*, a symphysis]. Ossification of a suture.

**Rhapontic** (*ra-pon'-tik*) [*rhaponticum*]. Rhubarb.

**Rhatany** (*rat'-an-e*). See *Krameria*.

**Rhea** (*re'-ah*). Synonym of *Ramie-fiber*, *q. v.*

**Rheadin** (*re'-ad-in*). An insoluble crystalline alkaloid of opium.

**Rhegma** (*reg'-mah*) [*ῥήγμα*: *pl.*, *Rhegmata*]. A rent, rupture, or puncture of the walls of a vessel or of the containing membrane of a tissue, as, for example, the coats of the eye, the walls of the peritoneum. Also, the bursting of an abscess.

**Rhegmatus** (*reg'-mat-us*) [*ῥήγμα*, a rent]. In a rent or ruptured condition.



**Rheic Acid** (*re'-ik*) [*ῥήιον*, rhubarb],  $C_{20}H_{16}O_9$ . An amorphous red powder. Synonym of *Chrysophanic Acid*.

**Rhein** (*re'-in*) [*ῥήιον*, rhubarb]. 1. The precipitate from a tincture of *Rheum palmatum*; it is cathartic, tonic, cholagogue, and antiseptic. Dose 1 to 4 grains. Unof. 2. Same as *Chrysarobin*.

**Rheinic Acid** (*re-in'-ik*). See *Acid, Chrysophanic*.

**Rhembasmus** (*rem-baz'-mus*) [*ῥέμβειν*, to wander]. Mental distraction, or wandering.

**Rhenschos** (*ren'-kos*) [*ῥέγκειν*, to snore]. Synonym of *Snoring*.

**Rheocord** (*re'-o-kord*) [*ῥέειν*, flow; *χορδή*, a cord]. An instrument serving to graduate the strength of the galvanic current. See *Rheostat*.

**Rheometer** (*re-on'-et-er*) [*ῥέος*, current; *μέτρον*, a measure]. A device for ascertaining the electromotive force or voltage of a given current. A galvanometer. Also, an instrument for measuring the amount of fluid (e. g., blood) passing through a canal or vessel. See *Stromuhr*.

**Rheometric** (*re-o-met'-rik*) [*ῥήος*, current; *μέτρον*, measure]. Pertaining to the rheometer.

**Rheometry** (*re-on'-et-er*) [*ῥέος*, current; *μέτρον*, measure]. The measurement of electric currents; galvanometry.

**Rheomotor** (*re-o-mo'-tor*) [*ῥέειν*, to flow; *motor*, a mover]. An apparatus used to generate an electric current.

**Rheonone** (*re'-o-nōn*) [*ῥέος*, a current]. An instrument constructed by von Fleischl to measure the exact effect of nerve-irritation.

**Rheophore** (*re'-o-fōr*) [*ῥέος*, current; *φέρειν*, to carry]. Any conducting substance leading from the poles of a galvanic battery, coil, or dynamo. Practically the terminals or electrodes which the patient receiving the current grasps in his hands, or which are applied to his body.

**Rheoscope** (*re'-o-skōp*) [*ῥέος*, current; *σκοπεῖν*, to examine]. An instrument for demonstrating the existence of an electric current. R., Physiologic, or **Rheoscopic Limb**, a moist conductor placed upon a sensitive nerve-muscle preparation.

**Rheoscopic** (*re-o-skop'-ik*) [*ῥήος*, current; *σκοπεῖν*, to view]. Pertaining to the rheoscope.

**Rheostat** (*re'-o-stat*) [*ῥέος*, current; *ιστάναι*, to stand]. An instrument for the measurement or comparison of the resistance of an electric current. When a battery-current of absolute uniformity of electromotive force is required, a rheostat is usually introduced within the circuit in order to effect such uniformity. R., Water, a rheostat the resistance of which is obtained by means of a mass of water of fixed dimensions.

**Rheostatic** (*re-o-stat'-ik*) [*ῥέος*, current; *ιστάναι*, to stand]. Pertaining to the rheostat.

**Rheostatics** (*re-o-stat'-iks*) [*ῥέος*, current; *ιστάναι*, to stand]. The statics of fluids.

**Rheotannic Acid** (*re-o-tan'-ik*) [*ῥήιον*, rhubarb; *tannin*, tannin],  $C_{26}H_{26}O_{14}$ . A reddish or yellowish-brown powder obtained from rhubarb.

**Rheotome** (*re'-o-tōm*) [*ῥέος*, current; *τέμνειν*, to cut]. An instrument for breaking and making the Faradic current.

**Rheotrope** (*re'-o-trōp*) [*ῥέειν*, to flow; *τρέπειν*, to turn]. A device for periodically reversing the direction of an electric current.

**Rheotropism** (*re-of'-ro-pizm*) [*ῥέειν*, to flow; *τρέπειν*, to turn]. In biology, Jönsson's term applied to the effect produced by a current of water upon the direction of plant-growth. The phenomenon is called *positive* rheotropism when the plant grows with the current; *negative* rheotropism when the plant grows against it.

**Rhestocythemia**, or **Rhæstocythæmia** (*res-to-si-the'-me-ah*) [*ῥαιστός*, destroyed; *κύτος*, cell; *αἷμα*, blood].

A condition related to the presence of the products of degeneration of red blood-corpuscles contained in cells within the liver and spleen and perhaps other organs.

**Rhetoranche** (*ret-or'-ang-ke*) [*ῥήτωρα*, a public speaker; *ἄγκειν*, to press tight]. Synonym of *Pharyngitis, Follicular*.

**Rheum** (*re'-um*) [*ῥήιον*, rhubarb]. Rhubarb. The root of *R. officinale*, the Chinese variety being commonly used. It contains several active extractives, and is a popular tonic astringent, and in large doses purgative. R., Ext. Dose gr. x-xv. R., Ext., Fld. Dose 3 ss-ij. R., Infus. (B. P.) Dose 3 j-ij. R., Pil., each containing rhubarb gr. iij, soap gr. j. Dose j-ij. R., Pil., Comp., each contains rhubarb gr. ij, aloes gr. jss, myrrh gr. j, oil of peppermint gr. 17. Dose ij-iv. R., Pulv., Comp., rhubarb 25, magnesia 65, ginger 10. Dose 3 j. R. et sodæ., Mist., sod. bicarb. 3.5, fld. ext. rhubarb 1.5, fld. ext. ipecac. 3, glycerin 35, spt. peppermint 3.5, water q. s. ad. 1000 parts. Dose 3 ij-3 ij. R., Syr., fld. ext. of rhubarb 100, spt. cinnamon 4, potassium carbonate 10, glycerin 50, water 50, syrup q. s. 1000 parts. Dose 3 j-3 ss. R., Syr., Aromat., arom. tinct. of rhubarb 15, syrup 85. Dose 3 j-3 ss. R., Tinct., rhubarb 12, cardamom 2, dil. alcohol ad 100 parts. Dose 3 j-3 ss. R., Tinct., Aromat., rhubarb 20, cinnamon 4, cloves 4, nutmeg 2, dil. alcohol ad 100 parts. Dose 3 j-ij. R., Tinct., Dulcis, rhubarb 8, licorice 4, anise 4, cardamom 1, dil. alcohol ad 100 parts. Dose 3 ss-ij. R., Vinum, rhubarb 10, calamus 1 stronger white wine ad 100 parts. Dose 3 j-3 ss. **Rheum** (*rūm*) [*ῥέυμα*, flow]. Any catarrhal discharge, or watery flux; the fluid of such a discharge. [Old.] R.-salt, a vulgar term for chronic eczema.

**Rheuma** (*ru'-mak*). Same as *Rheum*. R. **epidemicum**. Synonym of *Influenza*. R. **ventris**. Synonym of *Dysentery*.

**Rheumathritis** (*rūm-arth-ri'-tis*) [*ῥέυμα*, a flowing; *ἄρθρον*, a joint; *τις*, inflammation]. A synonym of *Acute Articular Rheumatism*.

**Rheumarthrosis** (*ru-mar-thro'-sis*) [*ῥέυμα*, flow; *ἄρθρον*, a joint]. Rheumatism of the joints.

**Rheumatalgia** (*ru-mat-al'-je-ah*) [*ῥέυμα*, flux; *ἄλγος*, pain]. Rheumatic pain.

**Rheumatic** (*ru-mat'-ik*) [*ῥευματικός*]. Relating to, of the nature of, or affected with, rheumatism. R. **Anesthesia**, anesthesia associated with rheumatism. R. **Apoplexy**, the stupor or coma sometimes present in the course of acute rheumatism. R. **Diathesis**, the condition of body tending to the development of rheumatism. R. **Fever**. Synonym of *Rheumatism*. R. **Gout**. Synonym of *Rheumatoid Arthritis*.

**Rheumatism** (*rūm'-at-izm*) [*ῥευματισμός*]. *Rheumatic Fever*; a disease characterized by severe, fitful, and shifting lancinating pains in the joints, and in the muscles, with fever, and inflammatory swelling of the affected parts. It may be acute or chronic. Acute rheumatism is a self-limited affection lasting, untreated, for about six weeks. It is characterized by elevation of temperature, acid perspiration, and pain, redness and swelling of various large joints, often with effusion. Inflammation of the serous membranes, particularly of the endocardium, is a common association. There is a great tendency to relapses. The blood contains an excess of fibrin, and is said to contain an excess of lactic acid. To this latter cause, also to cold and to microorganisms, has been ascribed the origin of the affection. Subcutaneous nodules form frequently in connection with the fibrous structures, such as tendons, fasciæ, etc. The disease is most frequent in young persons under twenty-five years of age and in those who show a strong hereditary

tendency. Chronic rheumatism appears rather in middle and late life than in the young. Stiffness, pain and deformity are the most prominent symptoms. **R., Apoplectic**, rheumatism complicated with apoplexy due to cerebral congestion. **R., Articular**. See *Rheumatism*. **R., Blennorrhagic**. See *R., Gonorrhoeal*. **R., Cerebral**, rheumatism associated with well-marked cerebral symptoms. **R., Diaphragmatic**, rheumatism of the diaphragm. **R., Encephalic**. Synonym of *R., Cerebral*. **R., Epidemic Muscular**, muscular rheumatism occurring in an epidemic form. **R., Gonorrhoeal**, *Gonorrhoeal Synovitis*; *Urethral Rheumatism*; arthritis associated with urethritis. It is probably a metastatic infection and attacks the wrist, ankle, or knee by preference. It is most common in men, and is sometimes attended with endocardial involvement. **R., Gouty**. Synonym of *Rheumatoid Arthritis*. **R., of the Gullet**, a functional condition of the esophagus causing painful deglutition. **R. of the Heart**, an affection of the heart occurring in the course of rheumatism. Also a synonym of *Angina pectoris*. **R., Heberden's**, rheumatism of small joints, with the formation of nodosities. **R., Hemorrhagic**, rheumatism with a tendency to hemorrhage. **R., Infectious**, articular manifestations of a general infection. **R., Muscular**, that form affecting single muscles or groups of muscles. **R., Neuralgic**, muscular rheumatism which is truly a neuralgia of the sensory nerves of a muscle. **R., Nodular**. See *Arthritis deformans*. **R., Periosteal**, a variety of periostitis common in syphilis. **R., Puerperal**, a variety of rheumatism supposed to originate from some disorder of the urogenital tract in pregnant, lying-in or menstruating women, as does gonorrhoeal rheumatism. **R.-root**. See *Jeffersonia diphylla*. **R., Scarletinal**, a rheumatoid affection occurring occasionally in the course of scarlet fever and which may lead to suppurative arthritis. **R., Scorbutic**, an enlargement of the joints in a person suffering from scurvy. **R., Spinal**, a mild form of spinal meningitis. **R. of the Spine**. A synonym of *Spondylitis deformans*. **R. of the Superior Portion of the Spinal Cord**. Synonym of *Tetany*. **R., Synovial**, a rheumatic affection of the synovial membranes usually leading to large serous effusions. **R., Syphilitic**. Synonym of *R., Periosteal*. **R., Urethral**. Synonym of *R., Gonorrhoeal*. **R. of the Uterus**, a true rheumatism of the uterine muscle, but, according to some authorities, a neuralgia of the uterus. **R., Venereal**. Synonym of *R., Gonorrhoeal*. **R., Vertebro-meningeal**. Synonym of *R., Spinal*. **R., Visceral**, rheumatism affecting the viscera. **Rheumatismal** (*ru-mat-iz'-mal*). Same as *Rheumatic*. **Rheumatismus** (*ru-mat-iz'-mus*) [L.]. See *Rheumatism*. **R. calidus**. Synonym of *Acute Articular Rheumatism*. **R. cervicis**. Synonym of *Torticollis*. **R. colli**. Synonym of *Torticollis*. **R. cordis**, rheumatism of the heart. **R. coxæ**. Synonym of *Coxalgia*. **R. dorsi**, rheumatism of the spinal muscles and ligaments. **R. febricosus**. Synonym of *Rheumatic Fever*. **R. febrilis exanthematicus**. Synonym of *Dengue*. **R. flatusosus**. Synonym of *Eraphysema*. **R. lumborum muscularis**. Synonym of *Lumbago*. **R. muscularis**. Synonym of *Muscular Rheumatism*. **R. nodosus**. Synonym of *Rheumatoid Arthritis*. **R. odontalgicus**. Synonym of *Odontalgia*. **R. pectoris**. Synonym of *Pleurodynia*. **Rheumatocolica** (*rūm'-at-o-kol'-ik-ah*) [*ῥεύμα*, a flux; *κολικός*, pertaining to the colon]. Rheumatic colic. **Rheumatodynia** (*rūm-at-o-din'-e-ah*) [*ῥεύμα*, a flux; *ὀδυνή*, pain]. A dull rheumatic pain. **Rheumatoid** (*rūm'-at-oid*) [*ῥεύμα*, a flux; *εἶδος*, resemblance]. Resembling rheumatism. **R. Arthritis**,

a disease of the joints characterized by chronic inflammatory and degenerative changes involving the structure of the various articulations and resulting in rigidity and deformity.

**Rheumatoidal** (*ru-mat-oi'-dal*). Same as *Rheumatoid*.

**Rheumatokelis** (*ru-mat-o-ke'-lis*) [*ῥεύμα*, a flux; *κηλίς*, a spot]. A term applied by Fuchs to purpura occurring in conjunction with rheumatism.

**Rheumatophthisis** (*ru-mat-off'-this-is*) [*ῥεύμα*, a flux; *φθίσις*, wasting]. Atrophy the result of rheumatism.

**Rheumato-pneumonia** (*ru-mat-o-nu-mo'-ne-ah*) [*ῥεύμα*, a flux; *πνευμονία*, pneumonia]. Pneumonia dependent upon rheumatism.

**Rheumatopyra** (*ru-mat-o-pi'-rah*) [*ῥεύμα*, flux; *πῦρ*, fire]. Rheumatic fever.

**Rheumic** (*ru'-mik*) [*ῥεύμα*, flux]. Allied to rheumatism. A term applied to a diathesis which gives rise to cutaneous eruptions. **R. Acid**,  $C_{26}H_{16}O_8$ , an acid formed by treating rheotannic acid with dilute acids.

**Rheumin** (*re-um'-in*). Synonym of *Acid, Chrysophanic*.

**Rheumoparotiditis** (*ru-mo-par-o-tid-i'-tis*) [*ῥεύμα*, a flux; *παρωτίς*, the parotid gland; *ιτις*, inflammation]. Rheumatic parotiditis.

**Rheumophthalmia** (*ru-moff-thal'-me-ah*) [*ῥεύμα*, flux; *ὀφθαλμία*, ophthalmia]. Rheumatic ophthalmia.

**Rheumotylus** (*ru-mo'-til-us*) [*ῥεύμα*, flux; *τύλος*, a knob]. A callus the result of rheumatism.

**Rheumy** (*ru'-me*) [*ῥεύμα*, flux]. Affected by or causing rheum.

**Rheusis** (*ru'-sis*) [*ῥεύσις*]. A flow. Especially applied to a discharge from the genitals of the female.

**Rhexis** (*reks'-is*) [*ρήξις*, rupture]. Rupture of any organ.

**Rhcnosis** (*rik-no'-sis*) [*ῥικνός*, shriveled]. A wrinkling of the skin, the result of muscular atrophy.

**Rhigolene** (*rig'-o-len*) [*ῥίγος*, cold]. A product of petroleum obtained by repeated distillation. It is used as a spray to produce local anesthesia in minor surgical operations, as in the use of the actual cautery. It acts by chilling the part to which it is applied. Unof.

**Rhigos** (*ri'-gos*) [*ῥιχέιν*, to shiver]. Synonym of *Rigor*.

**Rhinacanthus** (*ri-na-kan'-thus*) [*ῥίς*, nose; *ἄκανθος*, a canthus]. The leaves and root of the Asiatic plant, *R. communis*, with properties due to *rhinocanthin*, a substance resembling hydroquinone. It is a local remedy for parasitic skin-diseases. Unof.

**Rhinæsthesia** (*ri-nes-thel'-ze-ah*). See *Rhinæsthesia*.

**Rhinæus** (*ri-nel'-us*) [*ῥίς*, the nose]. Synonym of *Compressor naris*. See *Muscles*, Table of.

**Rhinal** (*ri'-nal*) [*ῥίς*, nose]. Pertaining to the nose.

**Rhinalgia** (*ri-nal'-je-ah*) [*ῥίς* (*gen.* *ῥίνος*), nose; *ἄλγος*, pain]. Pain in the nose.

**Rhinanchone** (*ri-nan'-ko-ne*) [*ῥίς*, the nose; *ἀγκώνη*, strangulation]. Painful constriction of the nasal passages.

**Rhinantralgia** (*ri-nan-tral'-je-ah*) [*ῥίς*, the nose; *άντρον*, a cavity; *ἄλγος*, pain]. Pain in the cavities of the nose.

**Rhinarium** (*ri-na'-re-um*) [*ῥίς*, nose; *πλ.*, *Rhinaria*]. 1. A small nose. 2. In biology, a portion of the front part of the cephalic exoskeleton of certain insects (*Neuroptera*, *Coloptera*).

**Rhinelcos** (*ri-nell'-kos*) [*ῥίς*, the nose; *έλκος*, an ulcer]. A nasal ulcer.

**Rhinencephal** (*ri-nen'-sef-al*). Same as *Rhinencephalon*.



**Rhinencephalia** (*ri-nen-sef-ah'-le-ah*) [*ῥίς*, the nose; *ἐγκέφαλος*, the brain]. A monstrosity with an extreme elongation of the nose.

**Rhinencephalic** (*ri-nen-sef-ah'-lik*) [*ῥίς*, nose; *ἐγκέφαλος*, brain]. 1. Pertaining to or of the nature of a rhinencephalus. 2. Pertaining to the rhinencephalon.

**Rhinencephalon** (*ri-nen-sef'-al-on*) [*ῥίς*, nose; *ἐγκέφαλος*, brain]. The olfactory lobe or segment of the brain.

**Rhinencephalous** (*ri-nen-sef'-al-us*) [*ῥίς*, nose; *ἐγκέφαλος*, brain]. Same as *Rhinencephalic*.

**Rhinencephalus** (*ri-nen-sef'-al-us*). See *Rhinencephalus*.

**Rhinenchysia** (*ri-nen-ki'-ze-ah*) [*ῥίς*, the nose; *ἐγχυσσις*, a pouring in]. Douching of the nasal passages.

**Rhinenchyta** (*ri-nen'-kit-ah*) [*ῥίς*, the nose; *ἐγχυτοσ*, poured in]. A nasal syringe.

**Rhinenchytous** (*ri-nen'-kut-us*) [*ῥίς*, nose; *ἐγχυτοσ*, poured in]. Pertaining to nasal injections.

**Rhinenchytum** (*ri-nen'-kit-um*) [*ῥίς*, nose; *ἐγχεῖν*, to pour in]. A liquid used in nasal douching.

**Rhinesthesia, Rhinesthesia** (*ri-nes-the'-ze-ah, ri-nes'-the-sis*) [*ῥίς*, nose; *αἰσθησις*, sensation]. The sense of smell.

**Rhineurynter** (*ri-nu-rin'-ter*) [*ῥίς*, nose; *εὐρύνειν*, to dilate]. An instrument consisting of a bag or sac, to be inflated after insertion into the nostril.

**Rhiniary** (*ri-ni'-at-re*) [*ῥίς*, the nose; *ιατρεῖα*, a medical treatment]. Synonym of *Rhinology*.

**Rhinic** (*rin'-ik*) [*ῥίς*, nose]. Pertaining to the nose.

**Rhinion** (*rin'-e-on*) [*ῥῖνιον*, a small nose]. In craniometry, the lower point of the suture between the nasal bones. See *Cranimetric Points*.

**Rhinismus** (*ri-niz'-mus*) [*ῥίς*, nose]. A nasal quality of voice.

**Rhinitis** (*ri-ni'-tis*) [*ῥίς*, the nose; *ιτις*, inflammation]. Inflammation of the nasal mucous membrane. **R.**

**Acute**, acute nasal catarrh; coryza; the so-called "cold in the head." It is marked by chilliness, sneezing, profuse mucous discharge, and a feeling of stuffiness in the nose. **R. caseosa**, a rare affection of the nose characterized by occlusion of the nasal fossæ, extreme fetor, and the discharge of a gelatinous mass from time to time from the nares and choanæ. This mass is composed of an amorphous substance containing a great number of white corpuscles and fatty cells and crystals of stearin. **R. catarrhalis**. See *Coryza*. **R., Chronic Atrophic, ozena**; a chronic inflammation, with subsequent atrophy of the mucous membrane of the nose, accompanied by the formation of dry crusts and by a very offensive odor. This disease is most frequently seen in anemic young women. **R., Chronic Catarrhal**. Synonym of *R., Chronic Hypertrophic*. **R., Chronic Hypertrophic**, chronic nasal catarrh, a chronic inflammatory condition of the mucous membrane of the nose, with profuse watery or muco-purulent discharge and an hypertrophied condition of the nasal mucous membrane. It follows repeated acute coryzas. **R., Cirrhotic**. Synonym of *R., Atrophic*. **R., Fetid Atrophic**. See *R., Chronic Atrophic*. **R. Fibrinous**, a rare form of rhinitis, with development of false membrane in the nose. **R., Pruriginous**. Synonym of *Hay-fever*. **R., Pseudo-membranous**, a rhinitis in which an opaque exudate covers the inflamed area. **R., Sclerotic**. See *Ozena*. **R. sicca**. See *Atrophic Catarrh*. **R., Simple**, the stage of rhinitis preceding hypertrophic or atrophic changes. **R. sympathetica**, a term descriptive of reflex neuroses of the nasal passages. **R. ulcerosa**. Synonym of *Ozena*. **R., Vasomotor**. Synonym of *Hay-fever*.

**Rhino-** (*ri'-no-*) [*ῥίς*, ῥῖνός, nose]. A prefix denoting relation to or connection with the nose.

**Rhinoblennorrhæa** (*ri-no-blen-or-e'-ah*) [*ῥίς*, the nose; *βλέννα*, mucus; *ῥοια*, a flowing]. Synonym of *Rhinorrhæa*.

**Rhinobyon** (*ri-no'-be-on*) [*ῥίς*, nose; *βύειν*, to stop]. A nasal plug or tampon.

**Rhinocæce** (*ri-nok'-as-e*) [*ῥίς*, nose; *κακος*, evil]. Fetid ulceration of the nose.

**Rhinocarcinoma** (*ri-no-kar-sin-o'-mah*) [*ῥίς*, the nose; *καρκίνωμα*, carcinoma]. Nasal carcinoma.

**Rhino-catarrhus** (*ri-no-kut-ar'-rus*) [*ῥίς*, the nose; *κατάρρος*, catarrh]. Synonym of *Coryza*.

**Rhinocaul** (*ri'-no-kavol*) [*ῥίς*, the nose; *καυλός*, a stalk]. The crus, peduncle, or support of the olfactory bulb.

**Rhinocæle, Rhinocæle** (*ri'-no-sæl*), or **Rhinocœlia** (*ri-no-sæl'-le-a*) [*ῥίς*, nose; *κοιλία*, hollow]. The hollow, or ventricle, of the rhinencephalon; in man it is very small, or quite obliterated.

**Rhinocephalus** (*ri-no-sef'-al-us*) [*ῥίς*, nose; *κεφαλή*, head]. A cyclocephalic monster, the nose resembling a tube or trunk, the eyes fused in the median line and below the nose.

**Rhinocereale** (*ri-no-se'-re-al*). Synonym of *Pug-nose*.

**Rhinocleisis** (*ri-no-klî'-sis*) [*ῥίς*, nose; *κλείσις*, fastening]. Nasal obstruction.

**Rhinocnesmus** (*ri-nok-nez'-mus*) [*ῥίς*, the nose; *κνησμός*, an itching]. Itching of the nose.

**Rhinodacryolithus** (*ri-no-dak-re-o-lith'-us*) [*ῥίς*, the nose; *δάκρυον*, a tear; *λίθος*, a stone]. A lacrymal stone in the nasal duct.

**Rhinoderma** (*ri-no-der'-mah*). Synonym of *Ķeratosi pilaris*.

**Rhinodynia** (*ri-no-din'-e-ah*) [*ῥίς*, nose; *ὀδύνη*, pain]. Any pain in the nose.

**Rhinogramma** (*ri-no-gram'-ah*) [*ῥίς*, nose; *γράμμα*, a line]. The nasal line.

**Rhinolalia** (*ri-no-la'-le-ah*) [*ῥίς*, the nose; *λαλιά*, speech]. Synonym of *Dyslalia nasalis*. **R. aperta**, naso-palatine dyslalia, the nasal fossa and naso-pharyngeal cavity communicating with the pharynx. **R. clausa**, naso-palatine dyslalia caused by a separation of the nasal fossa or naso-pharyngeal cavity from the pharynx.

**Rhino-laryngitis** (*ri-no-lar-in-jî'-tis*) [*ῥίς*, the nose; *λάρυγξ*, the larynx; *ιτις*, inflammation]. Simultaneous inflammation of the mucosa of the nose and the larynx.

**Rhinolaryngology** (*ri-no-lar-in-gol'-o-jè*) [*ῥίς*, nose; *λάρυγξ*, larynx; *λόγος*, science]. The science of the anatomy, physiology and pathology of the nose and the larynx.

**Rhinolerema** (*ri-no-ler'-e-mah*) [*ῥίς*, the nose; *λήρημα*, silly talk]. Same as *Rhinoleresis*.

**Rhinoleresis** (*ri-no-ler-e'-sis*) [*ῥίς*, nose; *λήρησις*, folly]. Perverted olfactory sense.

**Rhinolethrum** (*ri-no-leth'-rum*) [*ῥίς*, the nose; *δλεθρος*, destruction]. Destruction of the nose.

**Rhinolith** (*ri'-no-lith*) [*ῥίς*, nose; *λίθος*, stone]. A nasal calculus. Cozzolini makes a distinction between *true rhinoliths*, in which the calcareous deposit becomes formed around a nucleus of mucus or of blood, and *false rhinoliths*, the more common, in which a foreign body, such as a cherry-stone, a bead, or the like, has formed the nucleus. The former are rarely found before the fortieth year of age; the latter may be found at any age, the foreign body often having been inserted in play during childhood.

**Rhinolithiasis** (*ri-no-lith'-i'-as-is*) [*ῥίς*, nose; *λίθος*, stone]. The condition and progress of calculus of the nasal fossa.

**Rhinologic** (*ri-no-loj'-ik*) [*ῥίς*, nose; *λόγος*, science]. Pertaining to rhinology.

**Rhinologist** (*ri-nol'-o-jist*) [*ῥίς*, nose; *λόγος*, science]. A specialist in the treatment of nasal diseases.

**Rhinology** (*ri-nol'-o-jē*) [*ῥίς*, nose; *λόγος*, science]. The science of the anatomy, functions, and diseases of the nose.

**Rhinometer** (*ri-nom'-et-er*) [*ῥίς*, nose; *μέτρον*, measure]. An instrument for aiding in the diagnosis of obstructive diseases of the naso-pharynx.

**Rhinommectomy** (*ri-nom-mek'-tome*) [*ῥίς*, the nose; *ὄμμα*, the eye; *ἐκτομή*, a cutting out]. Excision of the inner canthus of the eye.

**Rhinonecrosis** (*ri-no-ne-kro'-sis*) [*ῥίς*, nose; *νέκρωσις*, death]. Necrotic disease of the nasal bones.

**Rhinopharyngitis** (*ri-no-far-in-jil'-tis*) [*ῥίς*, nose; *φαρυγίς*, pharynx; *ιτις*, inflammation]. Inflammation of the nose and pharynx, or of the naso-pharynx.

**Rhino-pharynx** (*ri-no-far'-ingks*). See *Naso-pharynx*.

**Rhinophonia** (*ri-no-fol'-ne-ah*) [*ῥίς*, nose; *φωνή*, sound]. A nasal tone in speaking.

**Rhinophore** (*ri'-no-for*) [*ῥίς*, *ῥιν*, nose; *φέρειν*, to bear]. In biology, one of the posterior pair of tentacles of certain molluscs, possibly olfactory in function. Any external olfactory organ.

**Rhinophyma** (*ri-no-fi'-mah*) [*ῥίς*, nose; *φῶμα*, tumor: *pl.*, *Rhinophymata*]. A hypertrophic form of rosacea confined to the nose, perinasal portions of the cheeks and forehead, and the lobes of the ears, and marked by a new growth of vessels and connective tissue and chronically enlarged glands, producing a bulbous and knotted organ. It is usually seen in advanced alcoholism.

**Rhinoplastic** (*ri-no-plas'-tik*) [*ῥίς*, nose; *πλάσσειν*, to mold]. Pertaining to or having the character of rhinoplasty. **R. Operation**, a surgical operation for creating an artificial nose or reconstructing a nose partially destroyed.

**Rhinoplasty** (*ri'-no-plas-te*) [*ῥίς*, nose; *πλάσσειν*, to mold]. A plastic operation upon the nose, to replace lost tissue. **R., English**, Syme's operation, in which flaps are taken from the cheek. **R., German**, v. Graefe's modification of the Tagliacotian rhinoplasty. The entire operation is done at a single sitting. **R. of v. Graefe**, **R., German**, *q. v.* **R., Heteroplastic**, rhinoplasty in which the tissues are removed from some person other than the one operated upon. **R., Indian**, an operation originating in India, in which the flap is taken from the forehead. **R., Italian**. Synonym of *R., Tagliacotian*. **R., Langenbeck's**, a modification of the Indian method, in which the periosteum is included in the frontal flap. See *Operations, Table of*. **R., Osteoplastic**, rhinoplasty with transplantation of a cartilaginous flap to replace the septum nasi. **R., Periosteal**. See *R., Langenbeck's*. **R. of Post**, a modified Tagliacotian rhinoplasty, in which the flap is taken from the finger of the patient. **R. of Syme**, English rhinoplasty, *q. v.* **R., Tagliacotian**, rhinoplasty as performed by Tagliacozzi. The flap is taken from the skin of the arm. **R. of Wood**, rhinoplasty in which an inverted flap from the upper lip is elongated by detaching the mucous from the cutaneous surface from the root of the flap to its free border. This defect is covered with lateral flaps from the cheeks.

**Rhinopolypus** (*ri-no-pol'-ip-us*) [*ῥίς*, nose; *πολυπύς*, polypus]. Polypus of the nose.

**Rhinoptia** (*ri-nop'-she-ah*) [*ῥίς*, the nose; *ὄπτas*, seen]. Internal strabismus.

**Rhinorrhagia** (*ri-nor'-a-jē-ah*) [*ῥίς*, nose; *ῥηγνύναι*, to burst forth]. Copious hemorrhage from the nose.

**Rhinorrhaphy** (*ri-nor'-a-fē*) [*ῥίς*, nose; *ῥαφή*, suture].

Reduction of the tissue of the nose by section, and by suturing the edges of the wound.

**Rhinorrhea** (*ri-nor-el'-ah*) [*ῥίς*, nose; *ῥοία*, a flow]. A mucous discharge from the nostrils.

**Rhinorrheal** (*ri-nor-el'-al*) [*ῥίς*, nose; *ῥοία*, a flow]. Relating to or of the nature of rhinorrhea.

**Rhinoscleroma** (*ri-no-skle-ro'-mah*) [*ῥίς*, nose; *σκληρός*, hard; *ῥυμα*, tumor]. A granulation new-growth of almost stony hardness, affecting the anterior nares and adjacent parts. The disease commences in the mucous membrane of the anterior nares and adjoining skin. The lesions consist of flattish, isolated, or coalescent nodules or raised plaques, imbedded in the cutis vera. Their growth is slow, and recurrence takes place if removal is attempted. The cause of the affection is not certainly known, but it is thought by some to be due to a bacillus which is nearly always present.

**Rhinoscope** (*ri'-no-skōp*) [*ῥίς*, nose; *σκοπεῖν*, to observe]. An instrument for examination of the cavities of the nose.

**Rhinoscopic** (*ri-no-skop'-ik*) [*ῥίς*, nose; *σκοπεῖν*, to view]. Pertaining to the rhinoscope, or to rhinoscopy.

**Rhinoscopy** (*ri-nos'-ko-pe*) [*ῥίς*, the nose; *σκοπεῖν*, to observe]. Examination of the nasal fossæ by means of the rhinoscope; that of the anterior nares is termed *anterior rhinoscopy*; that of the posterior nares, *posterior rhinoscopy*.

**Rhinosis** (*ri-no'-sis*). Synonym of *Rhincosis*.

**Rhinostegnosis** (*ri-no-steg-no'-sis*) [*ῥίς*, nose; *στέγνωσις*, obstruction]. Nasal obstruction.

**Rhinostenose** (*ri-nos-te'-nōz*). A synonym of *Rhinitis atrophica*.

**Rhinotheca** (*ri-no-the'-kah*) [*ῥίς*, nose; *θήκη*, a sheath: *pl.*, *Rhinotheca*]. In biology, a portion of the integument of the upper mandible of a bird.

**Rhinothecal** (*ri-no-the'-kal*) [*ῥίς*, nose; *θήκη*, a sheath]. Pertaining to the rhinotheca.

**Rhinotrix** (*ri'-no-thriks*) [*ῥίς*, nose; *θρίξ*, hair; *pl.*, *Rhinotriches*]. A hair growing in the nostril.

**Rhipidium** (*ri-pid'-e-um*) [*ῥιπίδιον*, dim. of *ῥιπίς*, a fan: *pl.*, *Rhipidia*]. In biology, Eichler's term for a fan-shaped cymose inflorescence, occurring in monocotyledons, in which the successive branches are in the same plane, each from the back of the preceding. The *Fächer* of Buchenau.

**Rhipidura** (*rip-id'-u-rah*) [*ῥιπίς*, a fan; *οὐρα*, tail]. The posterior pair of pleopoda and the telson, when these parts are developed as in the *Macrura*.

**Rhiptasmus** (*rip-taz'-mus*) [*ῥιπτασμός*]. Synonym of *Ballismus*.

**Rhis** (*ris*) [*ῥίς*]. Synonym of *Nose*.

**Rhizagra** (*riz-a'-grah*) [*ῥίζα*, root; *ἄγρα*, seizure]. An instrument for extracting the roots of teeth.

**Rhizanthous** (*ri-zan'-thus*) [*ῥίζα*, root; *ἄνθος*, flower]. In biology, flowering from the root.

**Rhizantioicous** (*ri-zan-toi'-kus*) [*ῥίζα*, root; *ἄντι*, opposite; *οἶκος*, dwelling]. In biology, applied to mosses that bear both organs of reproduction on the same plant, the antheridium on a short branch connected with the archegonium by the rhizome.

**Rhizias** (*riz'-e-as*) [*ῥίζας*]. A medicine made from roots.

**Rhizina** (*ri-zil'-nah*) [*ῥίζα*, a root: *pl.*, *Rhizinæ*]. Same as *Rhizoid*.

**Rhizine** (*ri'-zin*) [*ῥίζα*, root]. Same as *Rhizoid*.

**Rhizinous** (*ri-zil'-nus*) [*ῥίζα*, root]. In biology, having rhizoids.

**Rhizo-** (*ri'-zo-*) [*ῥίζα*, a root]. A prefix denoting connection with or relation to a root.

**Rhizocarpic** (*ri-zo-kar'-pik*) [*ῥίζα*, root; *καρπός*, fruit]. In biology, having the stem annual, but the root perennial.



**Rhizocarpous** (*ri-zo-kar'-pus*) [*ρίζα*, root; *καρπός*, fruit]. In biology, a term sometimes applied to herbaceous plants whose roots live on from year to year.

**Rhizocaul** (*ri'-zo-kawl*) [*ρίζα*, root; *κωνός*, stalk]. In biology, the portion of a polyp by which it is fastened to its support.

**Rhizocephalous** (*ri-zo-sef'-al-us*) [*ρίζα*, root; *κεφαλή*, head]. In biology, rooted by the head.

**Rhizodontropy** (*ri-zo-don'-tro-pe*) [*ρίζα*, root; *ὀδούς*, tooth; *τροπή*, turn, pivot]. The pivoting of an artificial crown upon the root of a tooth.

**Rhizodontrypy** (*ri-zo-don'-tri-p-e*) [*ρίζα*, root; *ὀδούς*, tooth; *τρύπη*, hole]. The surgical puncture of the root of a tooth.

**Rhizogen** (*ri'-zo-jen*) [*ρίζα*, root; *γενής*, producing]. A plant parasitic upon the roots of another plant. A part or organ from which roots or root-hairs grow.

**Rhizogenic** (*ri-zo-jen'-ik*) [*ρίζα*, a root; *γενής*, producing]. In biology, root-producing. A term applied to the cells in the pericambium, just in front of a xylem ray of a fibro-vascular bundle, and which give origin to root-branches.

**Rhizography** (*ri-zog'-ra-fe*) [*ρίζα*, root; *γράφειν*, to write]. A descriptive treatise on the roots of plants.

**Rhizoid** (*ri'-zoid*) [*ρίζα*, root; *εἶδος*, form]. In biology, slender, root-like filaments, the organs of attachment in many cryptogams; like a root.

**Rhizoma** (*ri-zo'-mah*) [*ρίζωμα*; *pl.*, *Rhizomata*]. Same as *Rhizome*.

**Rhizomania** (*ri-zo-ma'-ne-ah*) [*ρίζα*, a root; *μανία*, madness]. In biology, an unusual or abnormal development of adventitious roots.

**Rhizomatoid** (*ri-zo'-mat-oid*) [*ρίζωμα*, a mass of roots; *εἶδος*, resemblance]. Resembling a rhizome.

**Rhizome** (*ri'-zom*) [*ρίζα*, root]. In biology, a prostrate or subterranean stem, having roots at its nodes and a bud or shoot at its apex.

**Rhizomorph** (*ri'-zo-morf*) [*ρίζα*, root; *μορφή*, form]. In biology, the long, flocculent mycelium of several species of *Agaricus*.

**Rhizomorphoid** (*ri-zo-mor'-foid*) [*ρίζα*, root; *μορφή*, form; *εἶδος*, form]. Having the form of a root.

**Rhizomorphous** (*ri-zo-mor'-fus*) [*ρίζα*, root; *μορφή*, form]. In biology, in shape and appearance like a root.

**Rhizonychia** (*ri-zo-nik'-e-ah*) [*ρίζα*, a root; *ὄνυξ*, the nail]. The root of the nail.

**Rhizonychial** (*ri-zo-nik'-e-al*) [*ρίζα*, root; *ὄνυξ*, nail]. Pertaining to a rhizonychium.

**Rhizonychium** (*ri-zo-nik'-e-um*) [*ρίζα*, root; *ὄνυξ*, a claw; *pl.*, *Rhizonichia*]. In biology, the claw-bearing phalanx of a digit.

**Rhizophagous** (*ri-zoff'-ag-us*) [*ρίζοφάγος*, eating roots]. Root-eating.

**Rhizophora** (*ri-zoff'-or-ah*) [*ρίζα*, a root; *φορός*, a bearing]. Mangrove. In its several varieties it is used medicinally.

**Rhizophore** (*ri'-zo-for*) [*ρίζα*, a root; *φορός*, bear]. In *Selaginella* a leafless shoot, which grows downward and from the end of which the true roots originate as soon as it penetrates the ground.

**Rhizophorous** (*ri-zoff'-or-us*) [*ρίζα*, root; *φέρειν*, to bear]. In biology, root-bearing.

**Rhizophyto-alopecia** (*ri-zoff-it-o-al-o-pe'-se-ah*) [*ρίζα*, a root; *φυτόν*, a plant; *ἀλωπεκία*, alopecia]. Synonym of *Trichomycosis circinata*.

**Rhizopod** (*ri'-zo-pod*) [*ρίζα*, root; *πούς*, foot]. A member of the *Rhizopoda*, a sub-class of *Protozoa* or animalcules. Locomotion and ingestion of food take place by means of pseudopodia, which at times fuse and form a reticulum.

**Rhizopodium** (*ri-zo-po'-de-um*) [*ρίζα*, a root; *πούς*, foot]. In biology, the mycelium of fungi.

**Rhizotaxis** (*ri-zo-taks'-is*) [*ρίζα*, root; *τάξις*, order]. In biology, the arrangement of roots. Cf. also *Phyllotaxis*.

**Rhizotaxy** (*ri'-zo-taks-e*). Same as *Rhizotaxis*.

**Rhodacne** (*rod-ak'-ne*) [*ρόδον*, a rose; *ἀκνή*, acne] Synonym of *Acne rosacea*.

**Rhodalose** (*ro'-dal-ōz*) [*ρόδον*, rose; *ἄλς*, salt]. Sulphate of cobalt.

**Rhodamin** (*ro'-dam-in*) [*ρόδον*, rose; *αμίν*]. A violet-red, magnificently fluorescent dyestuff, analogous in constitution to the fluoresceins.

**Rhodanic** (*ro-dan'-ik*) [*ρόδον*, rose]. Denoting an acid which produces a red salt with persalts of iron. *R. Acid*. See *Acid*.

**Rhodelæon, Rhodelæum** (*ro-del-e'-on, ro-del-e'-um*) [*ρόδον*, a rose; *ἐλαίον*, oil]. The oil of rose.

**Rhodeorrhetin** (*ro-de-or-re'-tin*). Synonym of *Convululin*.

**Rhodic Acid** (*ro'-dic*) [*ρόδιος*, rosy],  $\text{RhO}_2$ . A flaky powder; the precipitate of a solution of rhodium sesquioxide by nitric acid.

**Rhodinacne** (*ro-din-ak'-ne*) [*ρόδον*, a rose; *ἀκνή*, acne]. Synonym of *Acne rosacea*.

**Rhodinon** (*ro'-din-on*) [*ρόδινον*]. Oil of roses.

**Rhodiochlorid** (*ro-de-o-klo'-rid*) [*ρόδιος*, rosy; *χλωρός*, green]. A double chlorid of rhodium and one of the alkali metals.

**Rhodonitrite** (*ro-de-o-ni'-trit*) [*ρόδιος*, rosy; *nitrum*, niter]. A combination of rhodium nitrite with the nitrite of some other element or radicle.

**Rhodus** (*ro'-dis*) [*ρόδιος*, rosy]. An ointment or powder made from roses.

**Rhodium** (*ro'-de-um*) [*ρόδιος*, rosy]. A rare metal (symbol, Rh.; at. wt., 103) of the platinum group. Its medicinal qualities are little known. See *Elements, Table of*. *R.*, *Oil of*: (1) a fragrant oil derived from the root-wood of *Convulvulus scoparius* and *C. floridus* of the Canaries; (2) a factitious compound which commercially replaces the preceding for the most part; (3) an oil from *Amyris balsamifera*, a West Indian tree. The foregoing oils are mainly used by veterinarians.

**Rhodizite** (*ro'-diz-it*) [*ροδίζειν*, be like a rose]. A rare borate of aluminum and potassium; it occurs in minute isomeric crystals.

**Rhodochrosite** (*ro-do-kro'-sit*) [*ρόδον*, rose; *χρῶσις*, a coloring]. Native protocarbonate of manganese, a delicate, rose-red color, occurring in rhombohedral crystals.

**Rhododendron** (*ro-do-den'-dron*) [*ροδόδενδρον*, the oleander]. A large genus of shrubs of the order Ericaceæ and species rhodoreæ. *R. campanulatum*, the bell-flowered rhododendron. The leaves are used as an emetic. *R. chrysanthum*, a variety of Eastern Siberia. The leaves and flowering branches are used in rheumatism and gout. They are stimulant, diaphoretic, and diuretic, and in large doses narcotic. *R. cinnabarinum*, an East Indian variety—poisonous. *R. dahuricum*, Dahurian rhododendron. The leaves are used in gout and rheumatism. *R. maximum*, American great laurel. The leaves are sometimes used in rheumatism and gout. *R. officinale*. Synonym of *R. chrysanthum*. *R. ponticum*, pontic rhododendron of Asia Minor, Armenia, and Spain. It is used in gout and rheumatism. *R.*, *Tinctura*. Made by treating 1 part of the leaves of *R. chrysanthum* with 3 parts each of brandy and white wine for two weeks, and filtering.

**Rhodomel** (*ro'-do-mel*) [*ρόδον*, rose; *μέλι*, honey]. Synonym of *Mel roseæ*. *R. cydoniatum*, a mixture consisting of 7 parts of honey, 30 parts of honey of roses, and 180 parts of quince-seed mucilage.

**Rhodomycetes** (*ro-do-mi'-sez*) [*ρόδον*, rose; *μύκης*, a fungus]. A fungus resembling the *Oidium albicans*. **R. kochii**, a fungus appearing as a delicate pink mold and producing enormous numbers of conidia. It is sometimes found in the gastric juice in pyrosis.

**Rhodon** (*ro'-don*) [*ρόδον*]. 1. The rose. 2. The vulva.

**Rhodonite** (*ro'-do-nit*) [*ρόδον*, rose]. Native silicate of manganese. It occurs in masses, and is occasionally found in distinct crystals of a fine rose-red or pinkish hue.

**Rhodophan** (*ro'-do-fan*) [*ρόδον*, rose; *φανής*, appearing]. In biology, a red lipochrome pigment found by Kühne and others in the retinal cones of fishes, reptiles, and birds. Cf. *Pigments, Conspectus of*.

**Rhodophyl, Rhodophyll** (*ro'-do-fil*) [*ρόδεος*, red; *φύλλον*, a leaf]. A name given by Schütt to the compound pigment of the *Red Algae*. Cf. *Pigments, Conspectus of*.

**Rhodophyllous** (*ro-do-fil'-us*) [*ρόδεος*, red; *φύλλον*, a leaf]. In biology, containing rhodophyl.

**Rhodopsin** (*ro-dop'-sin*) [*ρόδον*, rose; *ὤψ*, eye]. Visual purple, a retinal substance the color of which is preserved by darkness, but bleached by daylight; it is found in the outer segment of the rods.

**Rhodorrhiza** (*ro-dor-i'-zah*) [*ρόδον*, a rose; *ρίζα*, a root]. Synonym of *Convolvulus*.

**Rhodosaccharum** (*ro-do-sak'-ar-um*) [*ρόδον*, rose; *σάκχαρον*, sugar]. Synonym of *Syrupus rosarum*.

**Rhodosperrin** (*ro-do-sper'-min*) [*ρόδον*, rose; *σπέρμα*, seed]. Crystalloids of an albuminous substance found in the *Florideae*, forming the rhodophyl, or red coloring-matter. Cf. *Pigments, Conspectus of*.

**Rhodotannic Acid** (*ro-do-tan'-ik*) [*ρόδον*, rose; *tannin*, tannin],  $C_{14}H_6O_7$ . A tannin derived from the leaves of *Rhododendron fumigineum*.

**Rhodymenia palmata** (*ro-di-me'-ne-ah*) [*ρόδον*, rose; *ῥήμη*, a membrane]. A marine *Alga* (Scotch, *Dulse*; Irish, *Dillisk*), parasitic on littoral *Fuci, Laminariae*, etc. It contains a mucilage which is used in scrofula. Its value is probably dependent upon contained iodine. It is largely used as food in the west of Ireland, also in the Mediterranean regions, where it forms a common ingredient of soups.

**Rhœa** (*re'-ah*) [*ροῖά*]. Synonym of *Leukorrhœa*.

**Rhœadic Acid** (*re-ad'-ik*) [*ροῖάς*, a kind of poppy]. See *Papaveric Acid*.

**Rhœadin** (*re'-ad-in*) [*ροῖάς*, a kind of poppy],  $C_{21}H_{21}NO_6$ . A crystallizable alkaloid obtained from *Papaver rhœas*.

**Rhœagenin** (*re-aj'-en-in*) [*ροῖάς*, a kind of poppy],  $C_{21}H_{21}NO_6$ . A base isomeric with rhœadin found in acidified solutions of rhœadin.

**Rhœbdesis** (*reb-de'-sis*) [*ροῖβδης*]. Absorption; re-sorption.

**Rhœzus** (*re'-zus*) [*ροῖζος*]. A purring auscultatory sound.

**Rhogmos** (*rog'-mos*) [*ροχμός*]. See *Snoring*.

**Rhombo-atloideus** (*rom-bo-at-lo-id'-e-us*) [*ῥόμβος*, a rhomb; *ἀτλας*, the atlas]. An anomalous muscle arising from the spinal processes of the lower cervical and upper dorsal vertebrae and having its insertion in the transverse process of the atlas.

**Rhombocele, Rhombocœle** (*rom'-bo-sel*) [*ῥόμβος*, rhomb; *κοίλη*, cavity]. Same as *Rhombocœlia*.

**Rhombocœlia** (*rom-bo-sel'-le-ah*) [*ῥόμβος*, rhomb; *κοίλια*, hollow]. The *sinus rhomboidalis*; a dilatation of the cavity of the spinal cord in the sacral region of birds.

**Rhombogen** (*rom'-bo-jen*) [*ῥόμβος*, rhomb; *γενής*, producing]. In biology, one of the early embryonic stages of a nematode worm; to be distinguished from the *nematogen*.

**Rhombohedral** (*rom-bo-he'-dral*) [*ῥόμβος*, rhomb; *ἔδρα*, base]. Of the shape of a rhombohedron. **R. Carbonates**, the isomorphous group of the native carbonates of calcium, magnesium, iron, manganese, zinc, and the intermediate compounds, as the double carbonate of calcium and magnesium, etc.

**Rhomboid, Rhomboidal** (*rom'-bo-id*, *rom-boi'-dal*) [*ῥόμβος*, a rhomb; *εἶδος*, resemblance]. Having a shape similar to that of a rhomb. A quadrilateral with opposite sides equal and parallel, and oblique angles. **R. Fossa**, the fourth ventricle of the brain. **R. Impression**. See *Impression*. **R. Ligament**. See *Ligament*. **R. Sinus**. See *Rhombocœlia*.

**Rhomboideus** (*rom-bo-id'-e-us*). See *Muscles, Table of*.

**Rhonal** (*rong'-kal*) [*ῥόγχος*, a snoring]. Relating to a rhonchus. **R. Fremitus**. See *Fremitus*.

**Rhonchial** (*rong'-ke-al*). Same as *Rhonal*.

**Rhonus** (*rong'-kus*) [*ῥόγχος*, snore]. A rattling or musical sound produced in the throat or bronchial tubes during respiration. Rhonchi may be *sonorous* or *sibilant*, the former being loud, low-pitched, and snoring, and the latter high-pitched and whistling. Rhonchi are especially marked during the early stages of acute bronchitis, when the mucous membrane is swollen and thickened, but has not begun to secrete mucus; also in the spasm of the bronchial tubes in asthma and in the chronic bronchitis of emphysema.

**Rhodes** (*roo'-dez*) [*ῥόδωδος*, like a stream]. Of fevers, associated with fluid discharges.

**Rhopal Nich** (*ro'-pal-nitch*). See *Antra rhopalaria*.

**Rhopalismus** (*ro-pal-iz'-mus*) [*ῥόπαλον*, club]. Priapism; also plica polonica.

**Rhopalium** (*ro-pāl'-e-um*) [*ῥόπαλον*, a club; *pl.*, *Rhopalia*]. In biology, the so-called sense-club of an acraspide *Medusa*; a compound sense-organ of which the auditory organ is the principal factor; it is at the same time a metamorphosed tentacle into which a hollow process of the gastric system penetrates.

**Rhopalocephalus carcinomatosus** (*ro-pal-o-sef'-al-us kar-sin-o-mat'-o-sus*). A name given to a parasitic organism found by Korotneff in the cells of carcinomata. The formation of pearls is attributed to it. See *Parasites (Animal)*, *Table of*.

**Rhopalosis** (*ro-pal-o'-sis*) [*ῥόπαλον*, club]. Plica polonica.

**Rhophesis** (*ro-fe'-sis*) [*ροφῆν*, to gulp down]. Sipping; absorption.

**Rhophetic** (*ro-fet'-ik*) [*ροφητικός*]. An absorbent medicine.

**Rhosaton** (*rō'-zat-on*) [*ῥόσατον*]. A purgative confection of roses. Cf. *Actius*.

**Rhotacism** (*ro'-tas-izm*) [*ροτακίζειν*, to use the *r* sound]. 1. The substitution of some other speech-sound for that of the letter *r*; more correctly, the too frequent or too strong utterance of the *r* sound; the use of the *r* sound in place of some other speech-sound.

**Rhothones** (*ro-tho'-nez*) [*ῥόθωνες*]. The nasal cavities.

**Rhubarb** (*ru'-barb*) [*ῥῆον*]. See *Rheum*.

**Rhubarbaric Acid, Rhubarbarin** (*ru-bar'-bar-ik*, *ru-bar'-bar-in*). Synonym of *Acid, Chrysophanic*.

**Rhus** (*rus*) [*ῥοῦς*, sumac]. In biology, a genus of the order *Anacardiaceae*, of which the sumachs are the best known. **R. aromatica**, Sweet Sumach; the bark of the root is an astringent, acting upon the urethral canal. It is useful in cystitis, incontinence of urine, and diabetes. Dose of the fld. ext.  $\mathfrak{m}$ xv-xx. Unof. **R. coriaria**, Elm-leaved Sumach, the dried leaves and fruit are used in dyeing and tanning and contain gallo-tannic acid. The berries are used as a condiment and contain binoxalate of calcium. They



have been used in the East in cholera. *R. cotinus*, Purple-fringed Sumach, indigenous to Southern Europe. The bark (*cortex cotini*) is used as an antiperiodic. The leaves (*folia cotini*) are used in the form of a gargle in sore-throat. **R.-dermatitis**, a form of inflammation of the skin, the result of poisoning produced by the poison-oak and other species of sumach. *R. diversiloba*, the *hiedra* of California; the poison-oak; a high grade of cutaneous irritation results from contact with it. *R. glabra*, Smooth Sumach, the fruit of *R. glabra*. Its properties are due to tannic acid and potassium and calcium malates. The diluted juice is a pleasant, astringent drink in catarrhal affections of the stomach and bowels. Dose of the fld. ext. 5j-ij. *R. glab.*, **Ext.**, Fld., a gargle for sore-throat. *R. perniciosa*, a variety which has been used in the treatment of scorpion-bites. **R.-poisoning**. See *Dermatitis venenata*. *R. pumila*, Dwarf Sumach, found in North Carolina. It is probably the most poisonous variety. *R. radicans*, Poison-vine, found in Canada and the United States. The juice of the berries is very poisonous. *R. toxicodendron*, Poison-oak, the fresh leaves of the poison-oak, *R. toxicodendron*, and the poison-ivy, *R. radicans*. Locally applied, it causes swelling and a vesicular eruption upon the skin and mucous membranes. It is recommended in certain affections of the skin, in rheumatism, and locally in erysipelas and eczema. It is a favorite remedy with homeopathic practitioners. An unof. tinct. contains fresh leaves 1, alcohol 2 parts. Dose ℥<sub>ss</sub>-ij. *R. venenata*, Poison-ash, a highly poisonous shrub found in North America and Japan. *R. venicifera*, Japan lacquer tree; it is used chiefly in the preparation of varnish, and is highly poisonous.

**Rhusin** (*ri'-sin*) [*ρῶς*, sumac]. A precipitate from a tincture of the root-bark of Sumach, *Rhus glabra*; it is tonic, astringent, and antiseptic. Dose 1 to 2 grains. Unof.

**Rhusma** (*rus'-mah*) [Turkish]. A depilatory of opiment, lime, and water, used to remove superfluous human hair.

**Rhyas** (*ri'-as*) [*ῥέειν*, to flow]. Synonym of *Discharge*.

**Rhynchanthera** (*rin'-kan'-ther-ah*) [*ῥύγχος*, snout; *ἀνθηρός*, blooming]. A genus of melastomaceous herbs. *R. grandiflora*, a West Indian species; the flowers are used as a sedative expectorant in chronic cough.

**Rhynchodont** (*ring'-ko-dont*) [*ῥύγχος*, snout; *ὀδών*, tooth]. In biology, having a toothed beak.

**Rhynchosia** (*ring'-ko'-ze-ah*) [*ῥύγχος*, a snout]. A genus of plants of the tribe *Phaseoleæ*. *R. diversifolia*, a variety used as an expectorant in spasmodic cough.

**Rhyostomaturia** (*ri-o-sto-mat-u'-re-ah*) [*ῥῶς*, fluid; *στόμα*, the mouth; *οὐρον*, urine]. Excretion of the urinary constituents by the salivary glands.

**Rhyphia** (*rip'-e-ah*). Synonym of *Rupia*.

**Rhypphobia** (*ri-po-fo'-be-ah*) [*ῥῖπος*, filth; *φοβέειν*, to fear]. A better form of the word *Rupophobia*. A morbid dread of dirt.

**Rhyptic** (*rip'-tik*) [*ῥυπτικός*; *ῥύπτειν*, to cleanse]. Detergent; cleansing; cathartic.

**Rhypus** (*rip'-us*) [*ῥῖπος*]. Dirt; sordes.

**Rhysema** (*ri-se'-mah*) [*ῥύσημα*]. Wrinkle.

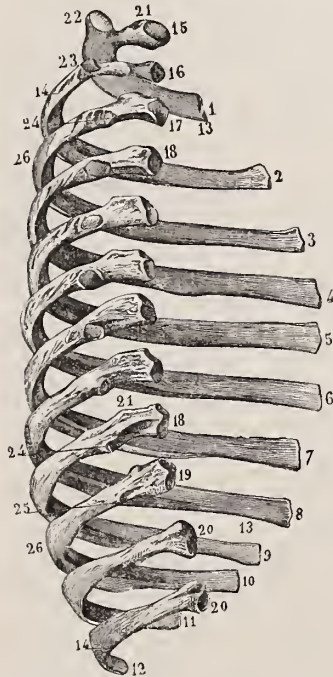
**Rhysis-** (*ri'-sis-*) [*ῥέειν*, to flow]. Synonym of *Discharge*.

**Rhythm** (*ri-thm*) [*ῥυθμός*]. Action or function recurring at regular intervals or according to some systematic plan or type, as the rhythm of the heart, of respiration, etc.

**Rhythmic** (*ri-th'-mik*) [*ῥυθμός*, rhythm]. Pertaining to or having the quality of rhythm.

**Rhytidosis corneæ** [*ῥυτίς*, a wrinkle]. Wrinkling of the cornea.

**Rib** (*rib*) [ME., *rib*, rib]. 1. In anatomy, a rib is a long, flat, curved bone, with an ectal and an ental broad smooth surface, cephalic rounded border, and a caudal sharp one. Within the greater part of the length of the lower border there exists a groove for the intercostal blood-vessels. The dorsal end is the *head*, and this presents two articular facets (separated by the *intervertebral ridge*) which articulate with corresponding facets of a contiguous pair of vertebrae. Slightly ventral, just beyond a slight constriction, the *neck*, is the *tubercle*, upon which is a facet for articulation with the transverse process of the lower of the two



RIBS OF LEFT SIDE,  
POSTERIOR  
ASPECT.

- 1-12. Anterior extremities of 12 ribs of left side.  
13, 13. Internal surface. 14, 14. External surface.  
15. Head of 1st rib. 16. Head of 2d rib. 17. Head of 3d rib. 18, 18. Heads of ribs from 4th to 9th.  
19. Head of 10th rib. 20, 20. Heads of 11th and 12th ribs. 21, 21. Necks of ribs. 22. Tubercle of 1st rib. 23. Articular facet of tubercle of 2d rib. 24, 24. Articular facets of tubercles of ribs from 3d to 9th. 25. Articular facet for tubercle of 10th rib. 26, 26. Angles of ribs.

vertebrae united by the head of the rib. Externally to the tubercle is a rough mark called the *angle*, at which point the rib is directed abruptly ventrad. The ventral portion is more compressed and is continuous with the costal cartilage. The ribs successively increase in length from the first to the eighth and then decrease to the last. They number twelve pairs, forming a series of narrow arches on each side of the trunk extending from the thoracic vertebrae to the sternum. The seven superior or *sternal ribs* are attached to both the spine and the sternum. The remaining five are called *asternal ribs*. Three of these are attached dorsally to the spine, and ventrally by costal cartilages to the cartilages of adjacent ribs. The two last are free at their anterior extremities, and are called *free ribs*. 2. A primary or principal vein of a leaf.

**Ribbail's Bandage**. See *Bandage*.

**Ribes, Ganglion of**. See *Ganglia, Table of*.

**Ribesin** (*ri-be'-zin*) [*ribesium*, currant]. The juice of the black currant (*Ribes nigrum*), used for staining microscopic sections.

**Ribgrass** (*rib'-gras*). See *Plantago, Plantain*.

**Riblet** (*rib'-let*) [ME., *rib*, rib]. Any pleurapophysis not developed into a rib and not destined to be so developed; a costal process of a vertebra.

**Rice** (*ris*). See *Oryza*. **R.-seed Bodies**, peculiar small, white bodies resembling grains of rice, found in the so-called ganglia occurring on tendons. **R.-water Evacuators**. See *Oryza*.

**Richard's Styptic Collodion**. A solution of tannin in collodion.

**Richardson's Bellows**. An instrument for injecting vapors into the middle ear. **R.'s Mixture**. See *Anesthetic*. **R.'s Neutral Blue Fluid**, a fluid for injecting tissues. Dissolve 0.648 gm. of ferrous sulphate in 15 c.c. of glycerin; and 2.07 gms. of potassium ferrocyanid in a liter of water, to which 15 c.c. of glycerin have been added. Mix the two solutions gradually; then add 30 c.c. of alcohol and 120 c.c. of water. **R.'s Test**. See *Death, Signs of*.

**Richet's Bandage**. See *Bandage*.

**Richter's Collyrium**. A mixture of rose-water and the white of egg beaten to a froth. **R.'s Hernia, Parietal Enterocoele, Partial Enterocoele, Littré's Hernia**. Strangulated enterocoele in which only part of the circumference of the gut is constricted. See *Diseases, Table of*.

**Ricin** (*ri'-sin*) [*ricinus*, a genus of the *euphorbiaceæ*]. The toxalbumin of the castor-oil bean; a vegetable albuminoid employed in the study of immunity. A dose of  $\frac{1}{10}$  gr. by the skin, or  $\frac{1}{10}$  gr. by the stomach is toxic. It induces multiple hemorrhages of the intestines and stomach, and appears to break down the blood-corpuscles. Unof.

**Ricinelaicid** (*ris-in-el-a-id'-ik*) [*ricinus*, castor-oil]. Derived from castor-oil. **R. Acid**, an acid derived from and isomeric with ricinoleic acid.

**Ricinic** (*ris-in'-ik*) [*ricinus*, castor-oil]. Pertaining to or having the properties of castor-beans or castor-oil. Also applied to an acid derived from castor-oil. See *Ricinus*.

**Ricinine** (*ri'-sin-in*) [*ricinus*, castor-oil]. A crystalline substance obtained from castor-oil.

**Ricinoleic Acid** (*ri-sin-o-le'-ik*). See *Acid*.

**Ricinus** (*ris'-in-us*) [L.]. A genus of apetalous euphorbiaceous plants. **R. communis**, the only species is the well-known castor-oil plant, indigenous in America and Asia. The height is from 4 to 14 feet; the leaves are alternate, peltate, palmately seven-lobed or nine-lobed; the flowers are monocious and apetalous. The fruit is a grooved, rather triangular tricoccus capsule, generally spinescent, with a single oval or elliptic seed enclosed in each cell. The embryo has foliaceous, heart-shaped cotyledons, is straight, white, and imbedded in an oily albumin, having a bland and slightly acid taste. The seeds are chiefly used in the manufacture of *oleum ricini*, castor-oil. They are first crushed and freed from their coverings, then kiln-dried and subjected to powerful pressure. The oil is heated with water to remove albuminous matters. The yield is 38 to 45 per cent., by cold pressure 25 to 30 per cent. The oil prepared by the latter method requires no further purification. It is viscid, nearly transparent, pale greenish-yellow or almost colorless. The specific gravity varies between .950 and .960. The oil is partly soluble in petroleum benzine, but is more soluble in absolute alcohol, ether, and glacial acetic acid in all proportions. When fresh, it has a neutral reaction to test-paper, and is composed of several fats. The solid fatty acid is related to palmitic acid, the liquid one is ricinoleic acid. The acid principle to which its purgative properties are due has not been isolated. Tuson claimed, in 1864, to have discovered an alka-

loid, *ricinin*. The oil is used medicinally to overcome constipation or to cure diarrhea due to the presence of irritating substances. The dose for an adult is from half an ounce to an ounce. **R., Olei, Mist.** (B.P.), castor-oil, oil of lemon, oil of cloves, potash, syrup, orange-flower water. Dose  $\frac{3}{4}$  ss-ij.

**Rickets** (*rik'-ets*) [*πάχος*, spine]. The common name for *Rachitis*; it is a constitutional disease of childhood, characterized by increased cell-growth of the bones, with deficiency of earthy matter, resulting in deformities, and with abnormal changes in the spleen and liver. See *Rachitis*.

**Rickety** (*rik'-et-e*) [*πάχος*, spine]. Affected with, or distorted by, rickets. **R. Rosary**, the beaded condition of the ribs in rickets. See *Rachitis*.

**Rictal** (*rik'-tal*) [*ringi*, to gape]. Pertaining or relating to rictus.

**Rictus** (*rik'-tus*) [L., from *ringi*, to gape]. A fissure or cleft; a gaping, as of the mouth; the gape of a bird. See *Risus sardonius*. **R. lupinus**, cleft palate.

**Rider** (*ri'-der*) [ME., *ridere*, a rider]. One who rides, especially one who rides on horseback. **R.'s Bone**, an osseous formation in the adductor muscles of the leg, from long-continued pressure of the leg against the saddle. See *Exercise - bones*. **R.'s Bursa**, an enlarged bursa, produced in the same way as the riders' bone. **R. Garbage-furnace**, a form of furnace with two chambers, the foremost of which is the combustion-chamber in which the garbage to be destroyed is placed, and the rear one the receiving-tank.

**Ridge** (*rij*) [ME., *rigge*, the back of a man or beast]. An extended elevation or crest. **Rs., Bicipital**, the borders of the bicipital groove of the humerus. **Rs., Condylar**, the ridges ascending from the condyles of the humerus. **Rs., Dorsal**. See *Rs., Medullary*. **R., Genital**, the germ-ridge in front of and internal to the Wolffian body, from which the internal reproductive organs are developed. **R., Gluteal**, the anterior intertrochanteric line. **R., Interosseous** (*of the fibula*), the ridge on the fibula which gives attachment to the interosseous membrane. **R., Intervertebral**, a crest on the vertebral end of a rib dividing the articular surface into two portions. **R., Lambdoidal**, the lambdoid crest. **Rs., Lateral** (*of the blastoderm*), two ridges on the posterior end of the embryonic shield that coalesce and close the primitive groove. **R., Maxillary**, dental crest; a ridge of vascular fibrous tissue along the alveolar processes of the maxillary bones of the fetus. **Rs., Medullary**, the laminae dorsales, or longitudinal elevations of the epiblast, which coalesce and close in the medullary or neural tube. **R., Mylo-hyoid**, the ridge on the inner surface of the inferior maxilla for the attachment of the mylo-hyoid muscle. **R., Neural**, neural crest; the ridge of epiblastic cells on the superior margin of the medullary groove, from which the dorsal nerves of the embryo are developed. **Rs., Occipital**, the superior and inferior curved lines of the occipital bone. **Rs., Palatine**, one longitudinal and several transverse corrugations of the mucosa of the hard palate. **R., Parietal**, the ridge on the parietal bone; a continuation of the temporal ridge. **Rs., Pectoral**, the bicipital ridges of the humerus. **R., Pterotic**, a ridge on the upper and external portion of the auditory capsule. **R., Pterygoid**, the infra-temporal crest or ridge on the external surface of the greater wing of the sphenoid bone. **Rs. of the Skin**, the delicate ridges of the skin which intersect at various angles, and correspond to the rows of papillae of the corium. **R., Superciliary**, the arched ridge of the frontal bone



corresponding to the eyebrow. **Rs.**, **Supracondyloid**. See **Rs.**, **Condylar**. **R.**, **Temporal**, the ridge extending from the external angular process of the frontal bone upward and backward across the frontal and parietal bones, curving downward, and terminating in the posterior root of the zygomatic process. **R.**, **Wolffian**, germ-epithelium. See **R.**, **Genital**.

**Ridge's Food**. A farinaceous food for infants. Its composition is: Water, 9.23; fat, 0.63; grape-sugar, 2.40; cane-sugar, 2.20; starch, 77.96; soluble carbohydrates, 5.19; albuminoids, 9.24; ash, 0.60.

**Ridgel** (*rij'-el*) [origin uncertain]. A male animal having one testicle removed or wanting.

**Ridgeling** (*rij'-ling*). See **Ridgel**.

**Ridgil** (*rij'-il*). See **Ridgel**.

**Riding of Bones**. In surgery, the displacement of the fractured ends of bones which are forced past each other by muscular contraction, instead of remaining end to end.

**Riding-hag**. Incubus; nightmare.

**Riegel's Syndrome**. Respiratory disturbance simulating asthma, combined with tachycardia. **R.'s Test-meal**, a test-meal consisting of 400 grams broth, 50 grams scraped beef, 60 grams white bread.

**Riga's Disease**. See **Aphtha**, **Cachectic**, and **Diseases**, **Table of**.

**Riggs' Disease**. See **Diseases**, **Table of**.

**Right** (*rit*) [ME., *right*, right]. Belonging to or located upon that side which, with mammals contains less of the heart and is on the east when the face is toward the north; dextral. **R.-brained**, having the speech-center in the right instead of the left hemisphere. **R. Hand**. See **Dexter**. **R.-handed**, using the right hand with more freedom and effect than the left. **R.-handedness**, the condition of being right-handed.

**Rigiditas** (*rij-id'-it-as*) [L.] Stiffness; rigidity. **R. articulum**, spurious ankylosis.

**Rigidity** (*rij-id'-it-e*) [*rigidus*, stiff]. Stiffness; inflexibility; immobility; tonic contraction of muscles. **R.**, **Anatomic** (*of the cervix uteri*), rigidity in which the cervix, though neither edematous nor tender, is not wholly effaced in labor, but retains its length and dilates only to a certain extent, beyond which the contractions of the uterus are without effect. **R.**, **Cadaveric**, rigor mortis. **R.**, **Cerebellar**, rigidity of the spinal muscles, due to tumor of the middle lobe of the cerebellum. The head is drawn backward, the spine curved, and the arms and legs made rigid (H. Jackson). **R.**, **Hemiplegic**, spastic rigidity of the paralyzed limbs in hemiplegia. **R.**, **Muscular**. See **Thomsen's Disease**. **R.**, **Pathologic** (*of the cervix uteri*), rigidity due to organic disease or cicatricial contraction. **R.**, **Post-mortem**, rigor mortis. **R.**, **Spasmodic** (*of the cervix uteri*), rigidity due to spasmodic contraction of the cervix.

**Rigor** (*ri'-gor*) [*rigor*, cold]. Coldness, stiffness, or rigidity. In the plural, chills, shivering. **R. cadaverosus**. See **R. mortis**. **R. maxillæ inferioris**, trismus. **R. mortis**: 1. The muscular rigidity that occurs a short time after death, due to chemic changes resulting in the production of myosin. 2. The rigor due to changes occurring in a muscle that has lost its irritability, in which its acidity is increased and its electric currents are absent. **R. nervorum**, **R. nervosus**. See **Tetanus**.

**Rima** (*ri'-mah*) [*rima*, crack, cleft: *pl.*, *Rimæ*]. In biology: 1. A chink, cleft, or fissure. 2. The chief part of the great transverse fissure of the brain. It is a line of interruption of the nervous parietes of the paracele, beginning at the dorsal end of the porta, and extending to near the tip of the mediorum. **R. ad infundibulum**, the anterior aperture of the third ventricle of the brain.

**R.**, **Anterior**, the calamus scriptorius (Monro). **Rimæ cæcæ hepatis**, the hepatic fissures lodging the branches of the portal vein. **R. cerebri transversa**, the transverse fissure of the cerebrum. **R. clunium**, the cleft of the nates. **Rimæ cutis**, the normal furrows of the skin. **R. glottidis**, the cleft between the true vocal bands; the glottis. **R. glutæa**. See **R. clunium**. **R. helicis**, an anomalous cleft in the inferior anterior portion of the helix. **R. labiorum**. See **R. oris**. **R. laryngis**. See **R. glottidis**. **R. oris**, the line formed by the junction of the lips. **R. palpebrarum**, the palpebral fissure. **R. pudendi**, the fissure between the labia majora. **R. pudendi connivens**, the fissure between the labia majora when they completely conceal the nymphæ. **R. transversa cerebelli**, the sulcus between the peduncles of the cerebellum. **R. ventriculi laryngis**, the aperture of the ventricle of the larynx. **R. vocalis**. See **R. glottidis**. **R. vulvæ**. See **R. pudendi**.

**Rimiform** (*ri'-mif-orm*) [*rima*, a chink; *forma*, form]. In biology, possessing a longitudinal chink or furrow.

**Rimose** (*ri'-mōz*) [*rimosus*, full of chinks]. In biology, full of crevices or furrows.

**Rimous** (*ri'-mus*) [*rima*, a cleft]. Having cracks, clefts, or fissures.

**Rimula** (*rim'-u-lah*) [L., dim. of *rima*, a crack: *pl.*, *Rimulæ*]. A fissure; applied especially to the ventral mesal fissure of the spinal cord; an interfoliar cleft of the cerebellum.

**Rimule** (*rim'-ul*) [*rimula*, dim. of *rima*, a cleft]. Any minute cleft, crack, or fissure.

**Rinar** (*ri'-nar*). Limatura; filings.

**Rind** (*rind*) [ME., *rind*, crust]. In biology, an outer coat, skin, or integument. Cortex.

**Rinderpest** (*rin'-der-pest*) [Ger., "cattle-pest"]. An acute infectious disease of cattle, appearing occasionally among sheep, and communicable to other ruminants. It is called also *cattle-plague*. Cf. *Bacillus septiciemæ hæmorrhagica*, under **Bacteria**, **Synonymatic Table of**.

**Rindfleisch's Granule-cells**. Eosinophile leukocytes with granulations.

**Ring** [ME., *ring*, ring]. A circular opening or aperture; the structure surrounding a circular opening. See **Annulus**. **Rs.**, **Abbe's**, rings of catgut, used in the establishment of an artificial communication between one part of the bowel and another, or between the bowel and the stomach. **R.**, **Abdominal**, the internal or external abdominal ring. **R.**, **Annual**, one of the successive circles of wood produced yearly in exogenous trunks. **R.**, **Antimonial**, a ring produced when volatilized antimony impinges on a glass surface. **Rs.**, **Apposition**. See **Rs.**, **Abbe's**. **R.**, **Arsenical**, a ring produced when fumes of arsenic impinge on a glass surface. **R.**, **Bandl's**, an annular muscular thickening of the uterus during labor between the contractile portion of the organ and the relaxed attenuated portion below; the true os uteri internum of Bandl. **R.-bone**, a bony callus or exostosis, the result of inflammation on one or both pastern-bones of a horse. It may extend to the interphalangeal joints and cause immobility and lameness. **R.-canal**: (a) the circumesophageal canal of the water-vascular system of *Echinodermis*; (b) the annular enterocoele of *Coelenterates*. **R.**, **Contraction**. See **R.**, **Bandl's**.

**R.**, **Crural**. See **R.**, **Femoral**. **R.**, **Femoral**, the abdominal opening of the femoral canal. **Rs.**, **Fibrous** (*of the Heart*), the fibrous bands surrounding the arterial and auriculo-ventricular orifices of the heart, and to which the muscular fibers are attached. **R.-finger**, the fourth digit or third finger. **R.-infiltration** (*of the Cornea*), an infiltration of cells, circular in shape, in the

- laminæ of the cornea, sometimes following perforating septic wounds of the cornea. **R., Inguinal.** See *R., Abdominal*. **R., Löwe's**, a bright violet ring seen on looking through a solution of chromic chlorid. **R., Marsh's.** See *R., Arsenical*. **R., Maxwell's**, a faintly defined halo around the fovea when the eye rests on a homogeneous blue surface. **R., Müller's**, a muscular ring observed in an advanced stage of gestation, situated where the canal of the cervix joins the cavity of the body of the uterus. **R.-muscle of Müller.** See *Muscles, Table of*. **R., Omphalic.** See *R., Umbilical*. **R.-scotoma.** See *Scotoma*. **R., Spermatorrhea**, a metallic ring furnished with sharp points, to be worn during sleep to prevent seminal emissions. **R., Tracheal**, a tracheal cartilage. **R., Tympanic**, an osseous ring forming part of the temporal bone at the time of birth, and which develops into the tympanic plate. **R., Umbilical**, the ray-like aperture of the abdominal wall by which the umbilical cord communicates with the fetal system, and through which, in extra-uterine life, the urachus and the remains of the umbilical vessels pass to the umbilicus. **R.-worm**, a general term for vegetable parasitic diseases of the skin characterized by circinate lesions. **R.-worm of the Beard**, sycosis parasitica. **R.-worm of the Body**, tinea circinata. **R.-worm, Burmese**, a cutaneous affection occurring in Burmah, resembling, and probably identical with, the form of tinea circinata called eczema marginatum. **R.-worm, Chinese**, ringworm due to *Tinea imbricata*. **R.-worm, Honeycomb**, favus. **R.-worm of the scalp**, tinea tonsurans. **R.-worm of the Thighs and Genitalia**, eczema marginatum. **R.-worm, Tokelan**, ring-worm due to *Tinea imbricata*.
- Ringed (ringd)** [ME., *ring*, ring]. In biology, marked with rings. **R. Hair**, a very rare form of canities, in which the hairs are white or colored in rings or bands.
- Ringent (rin'-jent)** [ringi, gape, open-mouthed]. In biology, irregularly gaping; applied to a bilabiate corolla when the throat is wide open or gaping; opposite of *peronate*.
- Rinmann's Green.** See *Pigments, Conspectus of*.
- Rinne's Test.** This consists in applying a vibrating tuning-fork with moderate pressure first over the mastoid process, leaving it there until the patient seems no longer to hear the sound, and then as quickly as possible bringing it immediately in front of the external meatus, avoiding all contact with the head or ear. If the patient then is able to hear the sound of the tuning-fork once more, it indicates that the conduction through the air is better than through the bone, and *vice versa*.
- Rinolite (ri'-no-lit).** See *Rhinolith*.
- Riolan, Bouquet of.** See *Bouquet*. **R., Mesocolic Arch of**, the arch of mesentery attached to the transverse meso-colon. **R.'s Muscle.** See *Muscles, Table of*. **R.'s Nosegay.** See *Nosegay* and *Bouquet*.
- Ripa (ri'-pah)** [ripa, a bank]. The line formed by the reflection of the endyma upon any plexus or tela of the brain.
- Riparial, Riparious (ri-pa'-re-al, ri-pa'-re-us)** [ripa, the bank of a stream or body of water]. Living on or associated with, or pertaining to the shore.
- Ripault Sign.** See *Death*.
- Ripe (rip)** [ME., *ripe*, ripe]. Mature.
- Ripening (rip'-en-ing)** [ME., *ripe*, ripe]. Becoming mature. **R. of Cataract.** See *Cataract*. **R. of Cream**, the allowing of cream to sour before churning, whereby a larger amount of butter is obtained. The process is attended with a multiplication of bacteria, the proper temperature for ripening being that at which the bacteria best multiply. It is attended with the production of lactic acid and various decomposition-processes.
- Risidontrophy (ris-id-on'-tro-fe)** [píza, a root]. The operation of drilling the root of a tooth.
- Rising (ri'-zing)** [ME., *risen*, to rise]. A popular term for an inflammatory swelling. **R. of the Lights**, a popular term for pleurisy and for croup.
- Risipola lombarda (ris-ip-o'-lah lom-bar'-dah).** Synonym of *Pellagra*.
- Risorius (ri-zo'-re-us)** [ridere, to laugh]. The upper portion of the *Platysma myoides*. It controls certain motions of the lips and adjacent parts in laughing. See *Muscles, Table of*.
- Ristorum (ris-to'-rum)** [L.]. A nutritive preparation of egg-yolk.
- Risus (ri'-zus)** [L.]. A grin or laugh. **R. sardonius**, an involuntary sardonic or convulsive grin or drawing down of the angles of the mouth in certain spasmodic or tetanic conditions.
- Ritgen's Method.** A method of manual delivery of the fetal head. It consists in lifting the head upward and forward through the vulva, between the pains, by pressure made with the tips of the fingers upon the perineum behind the anus close to the extremity of the coccyx.
- Ritter's Disease.** See *Dermatitis exfoliativa neonatorum* and *Diseases, Table of*. **R.'s Law of Contraction**, "a nerve is stimulated both at the moment of the occurrence and that of the disappearance of electrotonus: (1) When the current is *closed*, the stimulation occurs only at the *kathode*, i.e., at the moment when the kathelectrotonus takes place; (2) when the current is *opened*, stimulation occurs only at the *anode*, i.e., at the moment when the anelectrotonus disappears." (Landois and Stirling.) **R.'s Opening Tetanus.** See *Tetanus*. **R.'s Tetanus**, a temporary tetanic state caused by sending a constant current of electricity to a nerve and then suddenly interrupting it.
- R.-Valli Law**, "If a nerve be separated from its center, or if the center die, the excitability of the nerve is at first *increased*; the excitability then *falls* until it disappears entirely. This process takes place more rapidly in the central than in the peripheral part of the nerve, so that the peripheral end of a nerve separated from its center remains excitable for a longer time than the central end." (Landois and Stirling.) See *Lavo*.
- Rivallie's Paste.** A caustic made by adding concentrated nitric acid to lint.
- Riverius, Salt of.** An old name for normal potassic citrate.
- Rivini, or Rivinus, Canal of.** See *R., Ducts of*. **R., Ducts of**, the excretory ducts of the sublingual gland. **R., Foramen of**, an opening in the tympanum, of doubtful existence. **R., Glands of**, the sublingual glands. **R., Notch of**, a notch in the osseous tympanic ring, filled by Shrapnell's Membrane. **R., Segment of**, an opening in the upper and anterior part of the *annulus tympanicus*.
- Rivolta's Disease.** Synonym of *Actinomycosis*.
- Rivose (ri'-vōz)** [rivus, a stream, channel, groove]. In biology, marked with furrows that are sinuate rather than parallel.
- Rivulose (riv'-u-lōz)** [rivulus, a small stream]. In biology, marked with small sinuate lines.
- Rivus (ri'-vus)** [L., "a stream: *pl.*, *Rivi*]. Any one of the smaller conduits of the subarachnoidean space.
- R. lacrymalis.** See *Palpebra*.
- Riziform (ris'-if-orm).** Having an appearance resembling grains of rice.



**Rizzoli-Esmarch Operation.** An operation for the relief of ankylosis of the lower jaw, consisting in making a section of the ramus. See *Operations, Table of Roads, Animal*. See *Zoëcurrent*.

**Roaring** (*rōr'-ing*) [ME., *roren*, to roar]. A disease of horses that causes them to make a singular noise in breathing under exertion. The disease is due to paralysis and wasting of certain laryngeal muscles, usually of the left side, resulting in a narrowing of the glottis.

**Roasting** (*rōst'-ing*) [ME., *rosten*, to roast]. The application of heat to a degree less than that of carbonization, as the roasting of coffee; torrefaction.

**Rob, Robb** [Arab.]. A confection made of fruit-juice, especially of that of the mulberry.

**Roberts' Macula.** See *Macula*. **R. Pelvis,** the ankylosed transversely contracted pelvis. See *Pelvis*. **R. Reagent,** to five volumes of filtered saturated solution of magnesium sulphate add one volume of strong nitric acid; it is used to obviate the objections to nitric acid in Heller's test. Proceed as in Heller's test. **R. Test.** See *Tests, Table of*.

**Robertson's Pupil.** See *Pupil*.

**Robin's Fluid.** A fluid used in the microscopic study of the blood. It consists of distilled water containing one per cent. of chlorid of sodium, and one-half of one per cent. of bichlorid of mercury.

**Robin's Gelatin Vehicle.** A warm, flowing mass for injecting tissues. One part of gelatin is soaked in seven, eight, nine, or ten parts of water, according to the consistency of the mass desired, and when soft is melted on a water-bath. This vehicle is then combined with any of the coloring-matters employed in injecting tissues in the proportion of one part color to three parts vehicle. Filter through flannel before injecting. **R.'s Rye.** See *Hair-cap Moss*.

**Robinia** (*ro-bin'-e-ah*) [after *Jean Robin*, the royal gardener at Paris (1550-1629)]. A genus of leguminous shrubs indigenous in North America. **R. amara**, of China, is used as a stomachic tonic. **R. pseudacacia**, the locust tree of North America. Various parts of it are used by eclectic physicians. The bark is said to be emetic and cathartic, the flowers antispasmodic. Cases of poisoning from chewing the root are recorded in which the symptoms resembled those of belladonna-intoxication.

**Robinin** (*ro'-bin-in*) [after *Robin*, a French gardener],  $C_{25}H_{20}O_{16}$ . A glucosid obtained from the fresh flowers of the locust-tree.

**Robinson's Ointment.** An ointment used in treating eczema of the beard. It consists of diachylon and zinc-oxid ointments, each  $\frac{3}{4}$ ss; ammoniated-mercury ointment,  $\frac{3}{4}$ ij; bismuth subnitrate,  $\frac{3}{4}$ ss. **R.'s Patent Barley**, a farinaceous food for infants. Its composition is: water,  $\text{ro. } \text{io.}$ ; fat,  $0.97$ ; grape-sugar,  $3.08$ ; cane-sugar,  $0.90$ ; starch,  $77.76$ ; soluble carbohydrates,  $4.11$ ; albuminoids,  $5.13$ ; gum, cellulose, etc.,  $1.93$ ; ash,  $1.93$ .

**Robinet's Paste.** A caustic paste consisting of equal parts of zinc chlorid and flour with gutta-percha. It is firm and tenacious.

**Robor** (*ro'-bor*) [L.]. Strength.

**Roborant** (*ro'-bo-rant*) [*robur*, an oak; also strength]. Tonic. Strengthening.

**Robur** (*ro'-bur*). See *Robor*.

**Roburite** (*ro'-bu-rit*) [*robur*, strength]. An explosive composed of dinitrobenzene, chloronitrobenzene, and ammonium nitrate. Its fumes, when inhaled by miners, cause headache, vertigo, vomiting, etc.

**Robust** (*ro-bust'*) [*robustus*; *robos*, *robur*, an oak-tree]. Strong; vigorous.

**Rocella, Rocella** (*rok-sell'-ah*, *ro-sell'-ah*). A genus of lichens. **R. tinctoria**, litmus-plant, archil; a species growing in the Canary Islands, Africa, and Europe. It yields litmus.

**Roccellic** (*rok-sell'-ik*). Related to or derived from *Rocella*. **R. Acid**,  $C_{17}H_{32}O_4$ , a dibasic acid obtained from *Rocella tinctoria* and *Lecanora tartarea*.

**Roccellin** (*rok-sell'-in*). A dye consisting of the sodium salt of  $\beta$ -naphthalazonaphthalinsulphonic acid. See *Orseillin*.

**Roche's Embrocation.** An embrocation containing amber-oil.

**Rochelle Salt** (*ro-shel'-sawlt*). See *Potassium*.

**Rock** (*rok*) [ME., *rocke*, rock]. A mass of stone. **R.-candy.** See *Saccharum*. **R.-fever.** See *Mediterranean Fever*. **R.-oil.** See *Petroleum*. **R.-rose.** See *Helianthemum*. **R.-tripe.** See *Gyrophora*. **R.-weed.** See *Fucus*.

**Rockdale System.** See *Sewage, Disposal of*.

**Rocky Mountain Fever.** A form of typhoid fever occurring at high altitudes; mountain fever.

**Rod** [ME., *rod*, rod]. 1. One of numerous slender rod-like or bacillary structures, as in the retina. 2. A shoot or slender stem of any woody plant. **Rs., Acoustic.** See *Rs. of Corti*. **Rs., Auditory.** See *Rs. of Corti*. **R.-bacterium**, any member of the genus bacillus. **Rs. of Corti.** See *Corti*. **R.-epithelium**, the striated cells lining certain structures, as the ducts of the salivary glands and the convoluted portions of the uriniferous tubules of the kidney.

**Rs. of Heidenhain**, the rod-like cells of the renal tubules. See *Rs., Intracellular*. **Rs., Intracellular**, the fibrillæ of rod-like cells. **Rs. of Kœnig.** See *Kœnig*. **Rs., Muscle: 1.** sarcois elements of the contractile disc of a muscle-fiber. 2. The rod-shaped elements forming the non-contractile part of a muscle-fiber (Schäfer).

**Rs. of the Retina**, cylindric bodies found in the layer of rods and cones of the retina. **Rod-epithelium from the uriniferous tubules.** 1. On the flat with interlocking processes. 2. On edge, showing rodlike character of outer portion. (From *Stirling*.)



**Rodent** (*ro'-dent*) [*rodere*, to gnaw]. Eating; gnawing. **R. Cancer.** See *R. Ulcer*. **R. Ulcer**, Jacob's ulcer; cancrroid ulcer; ulcus excedens; noli me tangere; a carcinomatous ulceration of the skin, generally held to be a form of epithelioma, occurring usually in the eyelid or the side of the nose, and frequently persisting for years before developing malignancy.

**Rodostrophone** (*ro-dos'-tro-fon*). An instrument for transmitting articular sounds from the skull of one person directly to that of another.

**Rodrigues' Aneurysm.** See *Aneurysm and Diseases, Table of*.

**Rœderer's Obliquity.** See *Obliquity*.

**Rokitansky's Disease.** Acute yellow atrophy of the liver. See *Diseases, Table of*. **R.'s Theory**, a theory of inflammation in which it is supposed that the first step in the inflammatory process is a sweating out of a fluid from the blood-vessels, and that in this fluid cells are formed.

**Rolando, Arciform Fibers of.** White fibers curving around the lower border of the olivary body and around the sides of the medulla. **R., Column of.** See *Column*. **R., Fissure of.** See *Fissures, Table of*. **R., Funicle of.** See *Funiculus*. **R., Nucleus of.** See *Nucleus*. **R., Tubercle of.** See *Tubercle*. **Rolle, Plane of.** See *Plane*.

**Roller** (*rol'-ler*) [ME., *rolle*, a roll]. A long strip of cloth varying from one to six inches or more in width, made, for convenience, into a cylindric roll.

**Rollet, Delomorphous Cells of.** See *Delomorphous*.

**Roman Ocher.** Same as *Ocher*. **R. Theory**, of Marchiafava and Celli, as to the nature of the crescentic forms of the parasites found in the blood of malarial patients. According to this theory, the crescents are sterile forms and do not reproduce new bodies. Mannaberg's theory considers them as conjugation-forms, or syzygies. See *Syzygies*. **R. White.** Same as *White Lead*.

**Romberg's Sign or Symptom.** The increased inco-ordination of movement in tabes caused by placing the feet in juxtaposition and closing the eyes. It is also called the *Brach-Romberg Symptom*. See *Signs and Symptoms, Table of*.

**Romershausen's Eye-water.** A wash frequently employed in chronic ophthalmic catarrh. It is a mixture of fennel water and tincture of fennel.

**Röntgen Rays.** See *X-Rays*.

**Root** [ME., *roote*, root]. The place of origin of a nerve; the proximal and cutaneous end of a hair; the intra-alveolar portion of a tooth. The base of an organ. See *Radix*. In biology, the descending axis of a plant, originating in the radicle of the embryo. It fixes the plant in the soil and absorbs nutrition. It differs from a stem in producing no buds or branches. **Rs., Aërial or Adventitious**, those springing from the stem above ground for climbing or bracing purposes, e.g., ivy, corn. **R., Anterior** (*of the auditory nerve*), the root of the auditory nerve arising from the large-celled auditory nucleus. **R., Anterior** (*of the zygoma*), a ridge passing from the temporal portion of the zygoma to the squamous portion of the temporal bone. **R., Antero-lateral** (*of the optic tract*), that strand of fibers arising from the optic thalamus and passing through the geniculate body. **R., Ascending** (*of the auditory nerve*), those fibers of the auditory nerve which arise from the median line of the oblongata (Roller). **R., Ascending** (*of the fifth nerve*), those fibers of the sensory root of the fifth nerve which have their origin in a group of cells in the gelatinous substance of the medulla. **R., Brazil**, an old name for *Ipecac*. **R.-cap**, a mass of tissue that covers like a helmet the growing-point of every root. **R., Deep** (*of the auditory nerve*). See *R., Anterior* (*of the auditory nerve*). **R., Descending** (*of the fifth nerve*), those fibers of the motor root of the fifth nerve having their origin in the gray substance of the aqueduct of Sylvius. **R., External** (*of the olfactory nerve*), those fibers of the olfactory nerve which have their origin in the insula. **R.-fillings**, fillings of different materials inserted into the pulp-canals of the teeth. **R.-form**, applied to that form of an insect, if it has two forms, which it assumes when infesting roots, as in *Phylloxera vastatrix*, the grape-vine pest. **R., Gray** (*of the olfactory nerve*). See *R., Middle* (*of the olfactory nerve*). **R.-hairs**, slender filaments growing from the epidermis of the younger roots which increase the power of absorption. **R., Inferior Auditory**, the posterior of the two roots which unite to form the auditory nerve. **R.-leaf**. Same as *radicle leaf*; apparently springing from the root, but really from a short stem. **R.-louse**. See *Phylloxera* and *Schizoneura*. **R.-neck** (Collet), the point of union between the root and the stem of a plant, or where the radicle and the plumule of the embryo unite. **R.-parasite**, a plant parasitic upon the root of another. **R.-pressure**, in biology, a force exerted in plants by which the water absorbed from the soil by the roots in greater quantity than required drives the sap up the stem. **R.-sheath**, the thick layer of tissue covering

the radicle of grasses, etc., and which is ruptured on germination; it is called also *Coleorhiza*. **R.-sheath** (*of hair*), the epithelium of the hair-follicle. **R.-stock**, in biology, (1) a rhizome; (2) a cornus or rhizocaulus. **R.-symptoms** (of Gowers), in compression of the spinal cord. The functions of the nerve-roots are interfered with at the level of the morbid process. A second class of coexistent symptoms are denominated by Gowers as *Cord-symptoms*, and consist in interference with the function of the cord itself. **R.-trimmer**, an instrument for shaping and reducing the roots of natural teeth in crown and bridge work. **R.-zone**, a name given to the columns of Burdach in the spinal cord.

**Rootlet** [Dan., *rod*, a root]. A little root.

**Roquefort Cheese.** See *Cheese*.

**Rorulent** (*rol'-ru-lent*) [*rorulentus*, full of dew]. In biology, covered with a powdery bloom.

**Rosa** (*rol'-zah*) [L., *gen., rosæ*]. A genus of the family *rosaceæ*, the rose. **R. Acidum, Infus.** (B. P.) Dose  $\frac{3}{4}$ j-ij. **R., Aqua**, pale rose 40, water 200 parts, mixed and distilled. **R., Aq., Ung.**, cold cream; oil of almond 50, spermaceti, white wax aa 10, rose-water 30 parts. A useful emollient. **R. Caninæ Confectio** (B. P.) Dose  $\frac{3}{4}$ j-ij. **R. canina**, the dog-rose, a European plant four to eight feet high. **Rosæ caninæ, Fructus**. Hips. These are the enlarged calyx-tubes, not the fruit. They have a sweet, acidulous, rather astringent taste, and are inodorous. For medicinal use, the fleshy calyx-tube is employed, the akenes being removed. The pulp contains malic and citric acids. **Confectio rosæ caninæ**, prepared from hips. **R. centifolia**, pale rose; hundred-leaved rose, probably a native of Western Asia, but cultivated in all countries. The petals alone are used, and are roundish obovate, pink in color, having a delicious odor, due to a volatile oil, and a sweetish, rather bitter and astringent taste. The chief constituents are tannin, fat, resin, sugar, mucilage, a bitter principle, malates, tannates, phosphates, and a coloring-matter. The petals are used in the distillation of *Aqua rosæ*, and dried in preparing *Syrupus sarsaparille comp.* **R., Confectio**, red rose 8, sugar 64, honey 12, rose-water 16 parts. A basis for pills. **R., Damascena**. See *Attar of Rose*. **R., Ext., Fld.** Dose  $\mu\text{v}$ - $\frac{3}{4}$ ij. **R. gallica**, red rose; rose rouge. A native of Southern Europe and the Levant, but extensively cultivated. The buds are collected, the petals cut off near the base and rapidly dried. The chemic constituents are nearly identical with those of pale rose. **Confectio rosæ**, red rose 8 parts, sugar 64, honey 12, rose-water 16 parts. Used as a basis for pills. **Infus. rosæ acidum**, dried red rose petals broken up  $\frac{1}{2}$  troy-ounce, diluted sulphuric acid 1 fluidram, boiling distilled water 10 fluid-ounces. Infuse in a covered vessel for half an hour and strain. **Extr. rosæ fluid.**, red rose in No. 30 powder 100 gm., glycerin 10 gm., dilute alcohol to make 100 c.c. Pack the mixture in a percolator, and add enough of the menstruum to saturate the powder and leave a stratum above. Used in gargles and mouth-washes. **Syrupus rosæ**, made from the fluid extract. **Mel rosæ**, honey of rose. Red rose in No. 140 powder 8 parts, clarified honey 92 parts, dilute alcohol, a sufficient quantity to make 200 parts. **R. solis** ("Rose of the sun"), a cordial or *liqueur*, flavored with cassia bark and orange-flower. Cf. *Rosoglio*.

**Rosacea** (*ro-zal'-se-ah*). See *Acne rosacea*.

**Rosaceous** (*ro-zal'-she-us*) [*rosa*, a rose]. Rose-like; rose-red. In biology, a term descriptive of flowers that have five spreading, clawless, or short-clawed petals, as the flowers of the apple, rose, etc.



**Rosanilin** (*ro-zan'-il-in*) [*rosa*, rose; *anilin*],  $C_{20}H_{11}N_3O$ . A derivative of anilin. It crystallizes from alcohol and hot water in colorless needles or plates. It reddens on exposure, and when heated suffers decomposition. Its salts are employed as dyes. **R.-blue**; *Triphenyl rosanilin*, *Spirit-blue*. An anilin-blue derived from coal-tar, used for dyeing, and soluble in spirit (alcohol). It is prepared by heating rosanilin with an excess of anilin and some benzoic acid. It gives a very pure blue to silks. See *Pigments*, *Conspectus of*. **R.-violet**. See *Pigments*, *Conspectus of*.

**Rosary** (*ro'-zar-e*) [*rosa*, a rose]. A rope suspended from the ceiling of a room, and strung with blocks a foot or eighteen inches apart. It is used in gymnastic training. In biology, applied to the string of eggs of certain batrachians (*Alytes obstetricans*). **R.**, *Rachitic*. See *Rachitis*.

**Rose** (*rōz*) [*rosa*, a rose]. 1. A flower of a plant of the genus *Rosa*. 2. A synonym in Scotland for *Erysipelas*. 3. A tetronerythrin pigment around the eyes of certain birds. **R. des Alpes**. Same as *Daphnin*. **R.-anilin**. See *Azalein*. **R.**, *Bengale*. See *Pigments*, *Conspectus of*. **R.-catarrh**. See *Hay-fever*. **R.-cold**. See *Hay-fever*. **R.-fever**, a condition resembling hay-fever, in which the emanations from the rose are the exciting cause. **R.-lake**. See *Pigments*, *Conspectus of*. **R.-madder**. See *Pigments*, *Conspectus of*. **R.-pink**, a chromatic crimson-pink color. **R.-pearl**. See *Celluloid*. **R.-rash**. See *Erythema* and *Roseola*. **R.-ringed**, having a collar of rose-red feathers. **R.-sickness**. See *Pelade*, *Pellagra*. **R.-vinegar**, an infusion of rose-leaves in vinegar. It is used as a local application in headache. **R.-water**, water tinctured with oil of roses by distillation. **R.-wood**, the wood of several varieties of tropical plants, notably the *Dalbergia*.

**Rosein** (*ro'-ze-in*). See *Fuchsin* and *Magenta*.

**Rosellin** (*ro-zel'-in*). See *Pigments*, *Conspectus of*.

**Rosemary** (*roz'-ma-re*). See *Rosmarinus*.

**Rosen's Liniment**. A liniment composed of oil of nutmeg, spirit of juniper, and oil of cloves.

**Rosenbach's Bacilli**. See *Bacteria*, *Synonymatic Table of*. **R.'s Sign**. Absence of movement of the abdominal muscles in inflammatory intestinal disease. See *Signs and Symptoms*, *Table of*.

**Rosenmüller, Accessory Gland of**. See *Gland of Rosenmüller*. **R.**, *Body of*. See *Parovarium*. **R.'s Fossa**. See *Fossa*. **R.'s Glands**. See *Gland*. **R.'s Organ**, the parovarium, *q. v.*

**Rosenstrehl's Green**. Same as *Manganese Green*.

**Rosenthal, Canal of**. See *Canal*. **R.'s Hyperacid Vomiting**. See *Rosbach's Disease*. **R.'s Paste**, a paste used in treating syphilis. It consists of tannic acid, 75 grains; precipitated sulphur, 2½ drams; powdered starch and zinc oxid, each 1½ drams; vaselin, 1½ ounces. **M. S.** To be used at night. **R.'s Test**, a test for commencing vertebral disease, made by pressing one pole of a faradic battery in contact with the front of the body, and passing the other pole along the spine. If disease exists, pain will be felt.

**Roseola** (*ro-zel'-o-lah*) [*roseus*, rosy]. Rose-rash, or erythema. The name is also given to other diseases, such as Rubella, or German measles. See *Erythema*. **R. æstivalis**. See *Erythema roseola*. **R. annulata**. See *Erythema roseola*. **R. autumnalis**. See *Erythema roseola*. **R.**, *Balsamic*. See *Erythema*. **R. cholericæ**, an eruption which often appears upon the ninth day of an attack of cholera. **R.**, *Circinal*, a form with ring-shaped eruptions. **R. circinata**. Synonym of *Pityriasis rosea*. **R.**, *Epidemic*. See *Rötheln*, also *Rubeola*. **R. febrilis**, a name given to

the *Erythema roseola* occurring in malaria. **R.**, *Herpetic*, **R.**, *Miliary*, a form attended with the formation of vesicles. **R. infantilis**. See *Erythema roseola*. **R.**, *Rheumatic*, the reddish eruption that appears in rheumatism. **R.**, *Secondary*, **R.**, *Symptomatic*, roseola occurring as a secondary symptom of other disorder. **R.**, *Syphilitic*, *Syphilitic Exanthem*; *Erythematous Syphilid*; *Macular Syphilid*; the earliest of the skin-manifestations of syphilis. It arises usually six or seven weeks from the first appearance of the initial lesion. It is a diffuse mottling or marbling of the skin in spots the size of the finger-tip, or smaller, with ill-defined and irregular borders. The color at first is a bright rose-pink, disappearing on pressure, but it soon becomes purplish or yellow. Favorite seats are the front of the trunk, flank, back, and flexor surfaces of limbs. It lasts from one to four weeks. **R. typhosa**, the typhoid rash. **R. vaccina**, an erythematous eruption appearing from the third to the eighteenth day after vaccination, analogous to that seen sometimes at the onset of variola. The eruption consists of red maculæ, at times reaching the size of the palm, commencing usually upon the arms, and thence spreading at times all over the body.

**Roseolar** (*ro-ze'-o-lar*) [*roseus*, rosy]. Pertaining to or exhibiting roseola.

**Roseoloid** (*ro-ze'-o-laid*). Same as *Roseolous*.

**Roseolous** (*ro-ze'-o-lus*) [*roseus*, rosy]. Having the character of roseola.

**Roseous** (*ro'-ze-us*) [*roseus*, rosy]. Rose-colored.

**Roser's Method**. The dependent position of the head in operations on the respiratory passages, to prevent blood flowing into the trachea. **R.'s Line**. See *Line*. **R.'s Position**. See *Position*. **R.'s Theory of Inflammation**. See under *Theory*.

**Roser-Nélaton Line**. A synonym of *Nélaton's Line*. See *Lines*, *Table of*.

**Roset, Rosette** (*ro-zet'*). See *Karyokinesis*.

**Rosewood-oil**. "A pale-yellow, viscid, volatile oil, having an odor resembling that of sandal-wood or rosewood, and obtained by distillation with water from a kind of rosewood" (Cent. Dict.).

**Rosin** (*roz'-in*) [a variation of *resin*]. See *Resina*, and *Colophony Resin*. **R.-grease**. See *R.-oil*. **R.-oil**, a violet-blue fluorescent liquid, varying in specific gravity from .98 to 1.1, obtained by dry distillation from colophony resin. It is largely used as a lubricant, especially for machinery and wagon-wheels. It is used in the condition of "rosin-grease" (made by stirring rosin-oil with milk of lime), and largely as a substitute for linseed-oil in the manufacture of printers' ink. **R.-plant**. Same as *R.-weed*. **R.-soap**, a soap made of rosin and soda or potash. **R.-weed**, *Compass Plant*. The plant *Silphium laciniatum* secretes an oleo-resin commonly used as a chewing-gum. Tonic, alterative, and emetic. Dose of fld. ext. ʒ ss-j. Unof.

**Rosinol** (*roz'-in-ol*). See *Retinol*.

**Rosmal** (*roz'-mal*). A commercial name for liquid storax.

**Rosmarinus** (*roz'-ma-ri'-nus*) [*ros*, dew; *marinus*, marine; *gen.*, *Rosmarini*]. Rosemary. The leaves of *R. officinalis*. Its properties are due to a volatile oil and a resinous principle. It is somewhat useful as an external stimulant in liniments and lotions. **R.**, *Oleum*, the volatile oil. Dose m̄j-v. **R.**, *Spiritus*. (B. P.) Dose m̄j-v.

**Rosoglio or Rosolio** (*ro-söl'-yo*) [Ital.]. 1. A kind of red wine. 2. A cordial highly popular in the Mediterranean region. The plant called sundew (*Drosera*) is believed to be used in making some brands of this liqueur.

**Rosolene** (*roz'-o-lèn*) [*rosin*, a variation of *resin*; *oleum*, oil]. The oily distillate of colophony.

**Rosolic** (*ro-zol'-ik*) [ME., *rose*, rose]. Relating to rosanilin. **R. Acid.** See *Acid* and *Aurin*. **R. Blue.** Same as *Azulín*.

**Rossalia, Rossania** (*ros-a'-le-ah, ros-a'-ne-ah*). Synonym of *Scarlatina*.

**Rosbach's Disease.** See *Diseases, Table of*.

**Rostel** (*ros'-tel*) [*rostellum*, a little beak]. Same as *Rostellum*.

**Rostellar** (*ros-tel'-ar*) [*rostellum*, a little beak]. Pertaining to a rostellum.

**Rostellate** (*ros-tel'-ät*) [*rostellum*, a little beak]. Having a small rostrum.

**Rostelliform** (*ros-tel'-if-orm*) [*rostellum*, a rostellum; *forma*, form]. Having the form of a rostel.

**Rostellum** (*ros-tel'-um*) [dim. of *rostrum*, a beak: *pl.*, *Rostella*]. In biology: (a) A little beak; the hook-bearing or spine-bearing portion of the head of certain worms; (b) A peculiar viscid modification of the upper stigma of the three confluent styles in many orchids, which holds the retinaculum or disc to which the pollen-masses are attached.

**Rostral** (*ros'-tral*) [*rostrum*, beak]. 1. Pertaining to or resembling a rostrum. 2. See *Cephalic*.

**Rostrate** (*ros'-trat*) [*rostrum*, a beak]. In biology, furnished with a beak, or a beak-like process or extension.

**Rostriferous** (*ros-trif'-er-us*) [*rostrum*, beak; *ferre*, to bear]. Having a beak or rostrum.

**Rostriform** (*ros'-trif-orm*) [*rostrum*, beak; *forma*, form]. Shaped like a rostrum.

**Rostroid** (*ros'-troid*). Same as *Rostriform*.

**Rostrular** (*ros'-tru-lar*) [*rostrulum*, a small beak]. Pertaining to a rostrulum.

**Rostrulate** (*ros'-tru-lät*) [*rostrulum*, a small beak]. In biology, provided with a rostrulum.

**Rostrulum** (*ros'-tru-lum*) [dim. of *rostrum*, a beak, snout: *pl.*, *Rostrula*]. In biology, a term for the peculiar mouth-parts of fleas.

**Rostrum** (*ros'-trum*) [L., the beak (of a bird): *pl.*, *Rostrums* or *Rostra*]. A projection or ridge, as the rostrum of the sphenoid or of the corpus callosum. The ventral continuation of the genu of the callosum. In biology, a beak or snout or proboscis; a beak-like structure.

**Rosula** (*roz'-u-lah*) [dim. of *rosa*, a rose]. A roset.

**Rosular** (*roz'-u-lar*). Same as *Rosulate*.

**Rosulate** (*roz'-u-lät*) [*rosa*, a rose]. In biology, having the leaves arranged in the form of a roset.

**Rosy** (*ro'-ze*) [ME., *rose*, rose]. Blushing; like a rose. **R.-colored**, having a rosy color. **R.-drop**, acne rosacea; grog-blossoms; brandy-face. See *Rosacea*.

**Rot** [ME., *rot*, rot]. To suffer putrefactive fermentation. In biology: (a) Loosely applied to various processes of organic disintegration, dissolution, decomposition, or decay; (b) A disease of sheep due to the fluke, *Fasciola hepatica*; also called *water-rot*, *fluke-rot*, *bane*, *pourriture*, *cachexie aqueuse*, *Egelseuche*, *Leberkrankheit*, *Fäule*. **R., Dry**, a form of decomposition of wood-tissue due to chemic or fungoid change. **R., Potato.** See *Mildew*.

**Rotate** (*ro'-tät*) [*rotare*, to revolve]. Wheel-shape. In dentistry, the term implies the turning of a tooth on its axis. **R.-plane**, in biology, wheel-shaped and flat.

**Rotating** (*ro-ta'-ting*) [*rotare*, to revolve]. Revolving. **R. Devices**, appliances, either single or double, for correcting torsion of single-rooted teeth.

**Rotation** (*ro-ta'-shun*) [*rotare*, to rotate]. 1. Turning with a circular motion. That movement in a joint by which the bone rotates on its own axis, as in the

atlas and axis, also the hip-joint and the shoulder-joint. 2. A Swedish rotatory movement, by which the different joints are brought into motion within their natural limits. The aim is to lengthen and shorten the veins, so as to produce a sucking of their contents, thus stimulating the circulation and assisting the heart in its action. **R. of Protoplasm**, applied to the movement of the whole mass of protoplasm in a cell revolving on its own axis and carrying with it the grains and granules contained in it. Cf. *Cyclosis*. **R.-stage of Labor**, one of the stages of labor, consisting in a rotatory movement of the fetal head or other presenting part, whereby it is accommodated to the birth-canal. It may be internal, occurring before the birth of the presenting part, or external, occurring afterward.

**Rotator** (*ro-ta'-tor*) [*rotare*, to turn]. Any mechanical device that produces rotation. Also, the name of several muscles that turn the parts to which they are attached.

**Roth, Bacillus of.** See *Bacteria, Synonymatic Table of*.

**Rothein** (*ro'-te-in*). Same as *Phenyl-brown*.

**Rötheln** (*rät'-eln*). See *Rubcola*.

**Rotiferous** (*ro-tif'-er-us*) [*rota*, a wheel; *ferre*, to bear]. In biology, having a wheel.

**Rotiform** (*ro'-tif-orm*) [*rota*, a wheel; *forma*, form]. Shaped like a wheel; rotate.

**Rotten** (*rot'-n*) [ME., *roten*, rotten]. The state resulting from natural decomposition.

**Rotterin** (*rot'-er-in*) [after *Rotter*, of Munich]. A soluble, non-toxic antiseptic introduced by Rotter, of Munich.

**Rottlera** (*rot-le'-rah*). See *Kamala*.

**Rotula** (*rot'-u-lah*) [L., dim. of *rota*, wheel: *pl.*, *Rotulae*]. Any small, circular body. The patella or knee-cap. In biology, a radial piece in the oral skeleton of certain echinoderms.

**Rotulad** (*rot'-u-lad*) [*rotula*, a little wheel]. Toward the rotular aspect.

**Rotular** (*rot'-u-lar*) [*rotula*, a little wheel]. Of or pertaining to the rotula, or to the patella, *e. g.*, the patellar aspect of a limb; opposed to *popliteal*.

**Rotulen** (*rot'-u-len*) [*rotula*, a little wheel]. Belonging to the rotula in itself.

**Rotuliform** (*rot'-u-lif-orm*) [*rotula*, a little wheel; *forma*, a form]. Shaped like a rotula.

**Rotund** (*ro-tund'*) [*rota*, a wheel]. In biology, having a rounded outline.

**Rotundate** (*ro-tun'-dät*) [*rotundus*, round]. Rounded off.

**Rotundifolious** (*ro-tun-dif-ol'-le-us*) [*rotundus*, round; *folium*, leaf]. In biology, having round leaves.

**Roubain Blue.** Same as *Coupler's Blue*.

**Roucou** (*roo'-koo*). Same as *Annotto*. See *Pigments, Conspectus of*.

**Rouge** (*roozh*) [Fr.]. A dye made from the safflower, *Carthamus tinctorius*, used as a cosmetic. Also, any cosmetic for producing a flush of the skin. Also, the form of ferric oxid known as *crocus martis* and *colcothar*, used for polishing glass. **R., Végétal.** Same as *Carthamin*.

**Rouge's Operation.** See *Operations, Table of*.

**Rouget, Bacillus of.** See *Bacteria, Synonymatic Table*.

**Roulet, Roulette** (*roo-le'*) [Fr., a "roller"]. A roller, or light wheel, used in some forms of massage, and in the application of labile currents of electricity.

**Round** [ME., *round*, round]. In anatomy, applied to various parts having a nearly circular section. **R. Foramen**, a foramen of the sphenoid bone transmitting the second or superior maxillary branch of the fifth pair of nerves. **R.-headed**, having a round head.



**R. Ligaments of the Uterus**, a name given to two cords originating in the superior lateral parts of the uterus and terminating in the areolar tissue of the groins and labia. **R.-shouldered**, having the shoulders drooped. **R. Ulcer**, a name given to simple ulcer of the stomach. **R. Window of the Ear**. See *Fenestra rotunda*. **R.-worm**, *ascaris lumbricoides*. See *Thread-worms*.

**Roundel** (*rownd'-del*) [ME., *roundel*, anything round and flat]. The bone button removed by the trephine.

**Rounder** (*rownd'-der*). See *Rounding*.

**Rounding** (*rownd'-ding*) [ME., *round*, round]. A term given to that propensity manifested by certain hypochondriac individuals to run the round of all the free dispensaries in a vicinity. Such patients are termed "*rounders*."

**Roup** (*roop*). A contagious disease of poultry, characterized by offensive breath, discharge from the nostrils, and swollen face and eyes. It is probably tuberculous in nature, and is very commonly fatal.

**Rousseau's Laudanum**. See *Laudanum*.

**Roussel's Treatment**. See *Treatment, Methods of*.

**Roussillon** (*roo-se-yon*(*g'*)) [Fr.]. A sweet red wine, used as a substitute for port. It contains from 11 to 16 per cent. of alcohol.

**Roussin's Fluid**. A fluid used in the microscopy of the blood. It consists of glycerin three parts, sulphuric acid one part, with water sufficient to reduce the specific gravity to 1.028.

**Royal** (*roi'-al*) [ME., *roial*, royal]. Pertaining to a king; kingly. **R. Blue**. See *Pigments, Conspectus of*. **R. Fern**. See *Buckhorn Fern*. **R. Green**. Same as *Schweinfurth Green*. **R. Suture**, a form of suture used in the treatment of hernia. See *Suture*.

**Rubber** (*rub'-er*) [origin uncertain]. Caoutchouc; india-rubber. **R.-dam**, or **Coffer-dam**, **Barnum's**, consists of a small piece of sheet-rubber, or rubber cloth, about six inches wide and from six to ten inches long, used for preventing the saliva and breath from interfering with the operation of filling teeth. It is secured by ligatures and clamps. **R.-dam Clamps**, flexible steel clamps to prevent the rubber-dam from being forced off the tooth by movements of the lips and tongue, and also useful in forcing the rubber higher up on the tooth, and pressing it aside to facilitate access to the cavity. See *Clamp*. **R.-dam Holder**, consists of an elastic ribbon, attached to two oval plates, upon which spring catches are adjusted to hold the rubber. **R.-dam Punch**, an instrument used for perforating the rubber-dam for the reception of the teeth. **R.-dam Weights**, small weights of metal intended to be suspended from the free ends or borders of the dam, to keep it out of the way of the operator. **R., Hard**. See *Vulcanite*. **R., India**, or **R., Indian**, *Caoutchouc*, *q.v.* Also, see *Vulcanite Base*.

**Rubbers** (*rub'-ers*). See *Scab*.

**Rubbing** (*rub'-ing*). One of the methods of carrying out massage. See *Massage*.

**Rubedo** (*ru-be'-do*) [*ruber*, red]. Any diffused redness of the skin; blushing.

**Rubefacient** (*ru-be-fa'-se-ent*) [*ruber*, red; *facere*, to make]. 1. Causing redness of the skin. 2. A medicine or agent that by irritation of the ends of the nerve-filaments of the skin causes distention of the capillaries and reddening of the skin.

**Rubefaction** (*ru-be-fak'-stun*) [*rubefacere*, to make red]. Redness of the skin produced by a rubefacient.

**Rubella** (*ru-bell'-ah*) [dim. of *ruber*, red]. A synonym of *Rubeola*, *q.v.*, *Rötheln*, or *German Measles*. This term is also vaguely applied to other somewhat similar affections attended with slight eruptions.

**Ruben's Madder**. See *Pigments, Conspectus of*.

**Rubeola** (*ru-be'-o-lah*) [*rubeus*, red]. *Rötheln*; *Rubella*, or *German Measles*; *French Measles*; an acute, specific, exanthematous, contagious disease of childhood, characterized by enlargement of the superficial lymphatic glands, especially those of the neck, by catarrhal symptoms, and by an eruption appearing first upon the face and scalp, and consisting of small rose-colored spots. It is followed by a slight, branny desquamation. The period of incubation is usually eleven or twelve days.

The term *rubeola* was formerly used synonymously with measles. See *Exanthemata, Table of*. **R. confluens**. See *Scarlet Fever*. **R. maligna**. Synonym of *Black Measles*. **R. nigra**, **R. scorbutica**, black measles. **R. notha**, an anomalous form of measles, with a papular eruption, the papulæ not being arranged in crescentic clusters, being less obvious, and not appearing at all, or showing themselves but imperfectly, on the limbs. The patches are of dusky hue, and there is no distinct sore-throat, but considerable constitutional disturbance. **R. scarlatinosa**. See *Scarlatina*. **R. vulgaris**. See *Measles*.

**Rubeolar** (*ru-be'-o-lar*) [*rubeus*, red]. Of the nature of or pertaining to rubeola.

**Rubeoloid** (*ru-be'-o-loid*) [*rubeus*, red; *ειδος*, like]. Resembling rubeola.

**Rubescence** (*ru-bes'-ens*) [*rubescere*, to become red]. Blushing; redness of countenance or complexion.

**Rubescient** (*ru-bes'-ent*) [*rubere*, to be red]. Blushing; becoming red.

**Rubiacin** (*ru-bi'-as-in*). See *Pigments, Conspectus of*.

**Rubicund** (*ru'-bik-und*) [*rubicundus*, very red]. Ruddy; inclined to redness.

**Rubidin** (*ru'-bid-in*). See *Orseillin*.

**Rubidium** (*ru-bid'-e-um*) [*rubidus*, red]. Rb = 85.3; quantivalence 1. One of the rare alkaline metals, resembling potassium in physical and chemic properties. See *Elements, Table of*. **R.-alum**, an alum much resembling potash-alum, but less soluble in water. In Europe alum prepared from the mineral, *beridolite*, sometimes contains a considerable proportion of rubidium-alum. Unof. **R.-ammonium Bromid**,  $\text{RbBr}(\text{NH}_4\text{Br})$ , a double salt of rubidium, introduced as a substitute for potassium bromid. It is a white, crystalline powder, having a cooling, saline taste, and is readily soluble in water. It is used as a hypnotic and sedative, with special recommendation in the treatment of epilepsy. Dose 1 to 2 drams, in divided doses, best given in mixture with syrup flavored with lemon or orange. It has not been adopted generally, although endorsed by good authorities, and it is comparatively little known. **R. Bromid**, a serviceable but expensive substitute for potassium bromid. Unof. **R. Chlorid**, unof., lowers the pulse-rate and raises the arterial tension. Dose gr. ij-v.

**Rubiginose** (*ru-bij'-in-ōz*) [*rubiginosus*, rusty]. Brown-red.

**Rubiginous** (*rū-bij'-in-us*) [*rubiginosus*]. Rust-colored.

**Rubigo** (*ru-bi'-go*). See *Rust*.

**Rubijervin** (*ru-bij'-er'-vin*) [*rubeus*, red; *jerva*, green hellebore root],  $\text{C}_{26}\text{H}_{43}\text{NO}_2$ . An alkaloid of *Veratrum album*.

**Rubin**. Same as *Fuchsin*.

**Rubini's Tincture of Camphor**. See *Camphor*.

**Rubor** (*ru'-bor*). [L.] The redness or discoloration due to inflammation.

**Rubores** (*ru-bor'-ēz*). Synonym of *Scarlatina*.

**Rubreserin** (*ru-bres'-er-in*). A product of the decomposition of physostigmin.

**Rubricose** (*ru'-brik-ōs*) [*rubricosus*, full of red earth].

In biology, marked with red.

**Rubula** (*ru'-bu-lah*). See *Frambesia*.

**Rubus** (*ru'-bus*) [*L., gen., Rubi*]. Blackberry. The bark of several species of *Rubus*. It contains about 10 per cent. of tannic acid, to which its properties are mainly due. It is useful in the summer complaints of children. Dose gr. xv-xxx. **R. chamæmorus**, the cloud-berry. It is used in Russia as a diuretic and sudorific, the berries, leaves, and flowers being employed in infusion or extract. Unof. **R., Ext., Fld.** Dose  $\mathfrak{m}\times\text{--}\mathfrak{z}\mathfrak{j}$ . **R. idæus**, Raspberry, the fruit of several species of *rubus*. It contains various fruit-acids, flavors, etc. It is used as a flavor for syrups. **R. id., Syr.**, contains the clarified juice of the fruit with sugar q. s. **R., Syr.**, fld. ext. *rubus* 25, syrup 75 parts. Dose  $\mathfrak{z}\mathfrak{j}\text{--}\mathfrak{z}\mathfrak{j}$ . **R., Syr., Aromat.**, unof., contains the root-bark with cloves, cinnamon, nutmeg, etc. Each fluid-ounce contains gr. xxx of the drug.

**Ructamen** (*ruk-ta'-men*) [*L., pl., Ructamina*]. A ructation.

**Ruction** (*ruk-ta'-shun*) [*ructatio*]. An eructation or belching of wind.

**Ructus** (*ruk'-tus*) [*L.*]. A belching of wind from the stomach. **R. hystericus**, hysteric belching, the gas escaping with a loud, sobbing, gurgling noise.

**Rudbeckia** (*rud-bek'-e-ah*) [after Olaus Rudbeck, a Swedish botanist]. A genus of composite-flowered plants, chiefly North American; cone-flowers. **R. laciniata**, and **R. purpurea**, are diuretic and alterative. See *Thimbleweed*. Unof.

**Ruddy** (*ru'-e*) [*ME., ruddy*]. Of a red color, reddish.

**Ruderal** (*ru'-der-al*) [*rudus*, rubbish, stones broken small and mixed with lime]. In biology, growing among rubbish.

**Rudiment** (*ru'-dim-ent*) [*rudimentum*, a beginning]. In biology, a part or organ in a primary stage, or aborted or remaining as a functionless trace of something once important to the organism. Cf. *Anlage*, and *Proton*.

**Rudimentary** (*ru-dim-en'-ta-re*) [*rudimentum*, a rudiment]. In an undeveloped or unfinished state. **R. Organ**, one whose development was arrested before reaching a state of normal growth.

**Rue** (*ru*). See *Ruta*.

**Rufescent** (*ru-fes'-ent*). Developing a reddish-brown color. Rufous.

**Rufcarmin** (*ru-fik-ar'-min*) [*rufus*, red; *carmin*]. A bright-red substance obtained by heating carmin and water. See *Pigments*, *Conspectus of*.

**Rufococcin** (*ru-fik-ok'-sin*). A brick-red animal coloring-matter obtained from carmic acid by heating with concentrated  $\text{H}_2\text{SO}_4$  to  $120^\circ\text{C}$ . ( $248^\circ\text{F}$ ). It is soluble in alcohol with a yellow fluorescence. See *Pigments*, *Conspectus of*.

**Rufigallic Acid** (*ru-fig-al'-ik*). See *Acid*.

**Rufous** (*ru'-fus*) [*rufus*, red]. Reddish-brown.

**Ruga** (*ru'-gah*) [*L., a wrinkle; pl., Rugæ*]. 1. A wrinkle, furrow, crease, or ridge, as, *e. g.*, in the mucosa of the stomach, vagina, etc. 2. A fold of pia on the ental surface of the piaarachnoid.

**Rugine** (*ru'-gin*, or *ru'-zhën*) [*Fr.*]. A surgeon's rasp, or scraper.

**Rugitus** (*ru-gi'-tus*). See *Bombus*.

**Rugose** (*ru'-gōz*) [*ruga*, a wrinkle]. Applied to a surface that is rough or wrinkled.

**Rugosity** (*ru-gos'-it-e*) [*rugositas*, the state of being wrinkled]. A condition of being in folds, or wrinkles. Roughness.

**Rugous** (*ru'-gus*). Same as *Rugose*.

**Ruhmkorff Coil**. See *Coil*.

**Rule** (*rul*) [*ME., rule*, rule]. A formula or general proposition. **R., Goodell's**. See *Law*, *Goodell's*. **R. of Ready Practice**. See *Law*, *Goodell's*.

**Rum** [abbreviation of *rumbullion*]. A spirit obtained in the West Indies and the U. S. from the molasses of the sugar-cane by fermentation and distillation. When new, it is white and transparent, and has, when freshly distilled, an unpleasant odor, due to oils contained. These are removed by treatment with charcoal and lime. Cf. *Bay-rum*. **R.-blossom**, a pimple on the nose caused by excessive drinking; rum-bud; acne rosacea. **R.-bud**. See *R.-blossom*.

**Rumbling** (*rum'-bling*). See *Borborygmus*.

**Rumen** (*ru'-men*) [*rumen*, the throat, or gullet]. In biology, (a) the first compartment of the complicated stomach of a ruminant, also called the *paunch*, *plain tripe*, and *farding-bag* (see *Farding-bag*); (b) the cud of a ruminant.

**Rumex** (*ru'-meks*) [*L., gen., Rumicis*]. Yellow Dock. The root of *R. crispus* and other species of *R.* Its properties are due to tannin, calcium oxalate, and chrysophanic acid. It is astringent and tonic and is useful in combination with the iodids. Dose gr. xv- $\mathfrak{z}\mathfrak{j}$ . **R., Decoct.**, contains  $\mathfrak{z}\mathfrak{j}$  of the dried root to Oj of water. Dose  $\mathfrak{z}\mathfrak{j}\text{--}\mathfrak{ij}$ . **R., Fld. Ext.** Dose  $\mathfrak{m}\times\text{--}\mathfrak{z}\mathfrak{j}$ .

**Rumicin** (*ru'-mis-in*). Synonym of *Acid, Chrysophanic*.

**Rumin** (*ru'-min*) [*rumex*, sorrel]. A precipitate from a tincture of the root of Yellow Dock, *Rumex crispus*; resolvent, anti-scorbutic, mildly astringent, and laxative. Dose 3 grains. Unof.

**Ruminant** (*ru'-min-ant*) [*ruminare*, to chew the cud]. In biology, chewing the cud; specifically applied to one of the best defined and most closely united of any of the groups of *Mammalia* (the *Pecora* or *Cotylophora*), the complicated stomach of which is characteristic, consisting of four well-defined compartments known as (1) the *rumen*, or *paunch*; (2) the *reticulum*, or *honey-comb bag*; (3) the *psalterium*, or *manyplies*; (4) the *abomasum*, or *reed*.

**Ruminate** (*ru'-min-āt*) [*ruminare*, to chew the cud]. In biology, (a) to chew the cud; (b) applied to the albumin of certain seeds, when channeled or perforated with holes through which the inner coat penetrates, as in the nutmeg.

**Ruminatio** (*ru-min-a'-she-o*). See *Rumination*.

**Rumination** (*ru-min-a'-shun*) [*ruminare*, to chew the cud]. 1. *Merycismus*; a remarkable and rare condition in which patients regurgitate and chew the cud, like ruminants. It occurs in neurasthenic or hysteric persons, epileptics, and idiots. It may be hereditary. Certain persons have the power of returning food from the stomach to the mouth at will. 2. In biology, the return of ingesta—the cud—to the mouth from the paunch, and its remastication. Among certain of the lower animals this function is normal.

**Rump** [*ME., rumpe*, rump]. The end of the backbone; the buttocks, or nates. **R.-bone**, the sacrum.

**Run** [*ME., rinnen*, to run]. In pathology, to discharge pus or purulent matter from a diseased part. **R.-around**. See *Paronychia*.

**Runcinate** (*run'-sin-āt*) [*runcina*, a plane]. In biology, a modification of a pinnatifid leaf, in which the points of the large central lobes are reflected, *e. g.*, in the dandelion.

**Runge's Method**. A method of dressing the umbilical cord. The stump is powdered with a mixture of boric acid and starch, one part to three.

**Runner** (*run'-er*) [*AS., ryne*, course, path]. In biology, (a) a stem or branch, like that of the strawberry, that creeps along the ground, rooting at intervals; (b) a cursorial animal.



**Running** (*run'-ing*) [ME., *rinnen*, to run]. Moving quickly. **R. Amuck.** See *Amuck*. **R. Scall.** Synonym of *Eczema*.

**Runt** [E. dialect.]. A dwarf.

**Rupestrine** (*ru-pes'-trin*) [*rupes*, a rock]. In biology, living or growing upon or among rocks.

**Rupia** (*ru'-pe-ah*) [*ῥύπος*, filth]. A term used to denote a variety of pustular syphiloderm characterized by the formation of large, dirty-brown, stratified, conic crusts, like limpet shells. **R. escharotica.** See *Dermatitis gangranosa infantum*.

**Rupial** (*ru'-pe-al*) [*ῥύπος*, filth]. Resembling rupia.

**Rupophobia** (*ru-po-fó'-be-ah*) [*ῥύπος*, filth; *φόβος*, fear]. Insane dread of filth. See *Mysophobia*.

**Ruptorium** (*rup-to'-re-um*) [*ruptio*, a breaking]. An apparatus for the breaking of continuity.

**Rupture** (*rup'-tūr*) [*ruptura*; *rhexis*; *rumpere*, to break]. Breackage or laceration of the walls or continuity of an organ, especially of a viscus. Also, the popular name for hernia.

**Ruptured** (*rup'-tūrd*) [*ruptura*; *rumpere*, to break]. Burst; affected with hernia.

**Rusconi, Anus of.** See *Protostoma*.

**Ruscus** (*rus'-kus*) [*ruscum*, butchers' broom]. A genus of monocotyledonous plants. **R. aculeatus**, the butchers' broom or knee-holly of Europe. The rhizome is diuretic. **R. hypophyllum** and **R. hypoglossum** have similar qualities. Unof.

**Rusma** (*rus'-mah*). See *Rhusma*.

**Russel and West's Method.** See *Urea*.

**Russian** (*rush'-an*) [Russ., *Rossija*, Russia]. Pertaining to Russia. **R. Bath.** See *Bath*. **R. Disease.** Synonym of *Influenza*. **R. Glue.** See *Glue*. **R. Pest.** Synonym of *Influenza*. **Russo-Polish Fever.** Synonym of *Typhus Fever*.

**Russow's Potash-alcohol.** An alcoholic solution of potassium hydrate employed in vegetable histology as a solvent of suberin and other substances incrusting the cell-wall.

**Rust** [ME., *rust*, rust]. 1. The oxids, hydrates, and carbonates collecting on the surfaces of metals exposed to moist air. 2. In biology, a disease common on cereals, causing masses of rust-like dust to break out from the tissues of the plant. It is caused by fungi of the class *Uredineæ*. **R., Apple, R., Quince,** *Ræstelia aurantiaca*, Pk.; *R. transformans*, Ell.; *Æcidium piratum*, S. R., **Bean, R., Pea,** *Uredo appendiculata*. **R., Beet,** *Uromyces betæ*, Kühn. **R., Blackberry,** and **R., Raspberry,** *Æcidium (Cæoma) nileus*, S. R. of **Carnation-pinks,** *Uromyces caryophyllinus*. **R., Celery,** *Puccinia bullata*. **R., Clover,** *Uromyces trifolii*, Abb. **R., Corn,** *Puccinium sorghi*, S. P. **maydis,** Berenger. **R., Elder,** *Æcidium sambuci*, Schw. **R. Flax.,** *Melampsora lini*, Desm. **R., Hollyhock,** *Puccinia malva cearum*,

Mont. **R., Oat, R., Wheat,** *Puccinia graminis*, P.; *P. coronata*; *Puccinia rubigo vera*, D. C. **R., Peach, R., Plum, R., Cherry,** *Puccinia pruni spinosa*, P. **R., Pear,** *Gymnosporangium nidus avis*, Thaxter; *Æcidium cancellatum*, Gmel. **R., Rose,** *Phragmidium subcorticum*. **R., Strawberry,** *Ramularia fragariae*, Pk. **R., Sugar-cane,** *Uromyces Kühnii*. 3. The "brusone," "white blast," or "water weevil," (*Lissorhoptus simplex*, Say), a coleopterous enemy of the rice-plant.

**Rust's Disease.** See *Malum*. **R.'s Disinfectant,** a mixture of camphor and myrrh, each seven parts, powdered charcoal and styrax, each 30 parts, and oil of turpentine sufficient to make an ointment.

**Rusty** (*rus'-te*) [ME., *rust*, rust]. Of the nature or appearance of rust. **R. Expectoration,** the common name for the usual form of expectoration in croupous pneumonia, due to the presence of a small amount of blood in the sputa.

**Ruta** (*ru'-tah*) [L., *gen. rutæ*]. Rue. The leaves of *R. graveolens*, which furnish oil of rue by distillation. **R., Oleum** is irritant, rubefacient, and vesicatory. Internally, it is an efficient emmenagogue. Dose m-j-v, in mucilage.

**Ruthenic, Ruthenious** (*ru-then'-ik, ru-then'-e-us*) [*Ruthenia*, a province of Russia]. Containing ruthenium as a radicle.

**Ruthenium** (*ru-the'-ne-um*) [*Ruthenia*, a province of Russia]. A rare metal of the platinum group. Symbol. Ru; atomic weight, 103.5. Little is known of its medicinal properties. See *Elements, Table of*.

**Rutherford's Solution.** A decalcifying and hardening solution for tissue-specimens: chromic acid 1 grm., water 200 c.c.; then add 2 c.c. nitric acid.

**Rutic** (*ru'-tik*) [*ruta*, rue]. Obtained from rue.

**Rutidosis** (*ru-tid-o'-sis*) [*ρυτίδωσις*; *ρυτίς*, a wrinkle]. A contraction or puckering of the cornea that precedes death.

**Rutin** (*ru'-tin*) [*ruta*, rue]. A crystalline neutral substance obtained from the leaves of rue.

**Rutting** (*rut'-ing*) [ME., *rut*, rut]. The stage of sexual excitement in female animals coincident with the rupture of ovisacs.

**Rutulin** (*rut'-u-lin*). A substance obtained from salicin and sulphuric acid.

**Rutyl** (*ru'-til*). Synonym of *Cupryl*.

**Ruysch, Membrane of.** See *Membrane*.

**Ruyschiana** (*ru-she-an'-ah*). See *Membrane*.

**Rye** (*rî*) [ME., *rye*, rye]. The popular name of the grain *Secale cereale*, one of the *Graminaceæ*. **R.-asthma,** a form of hay-fever occurring at the time of the flowering of rye. **R., Ergot of.** See *Ergot*. **R., Spurred.** Same as *Ergot*.

**Rypia** (*ri'-pe-ah*). See *Rupia*.

## S

**S.** The chemic symbol of sulphur. **Letter of "S"** **Curve, of Pleurisy**; the upper line of dulness of a pleural effusion is said to be curved like the letter "S." **S. romanum**, the sigmoid flexure of the colon.  $\sigma$ , the symbol of one-thousandth of a second. A micro-second.

**Sabadilla** (*sab-ad-il'-ah*). See *Cevadilla*.

**Sabadillin** (*sab-ad-il'-in*) [*cevadilla*],  $C_{20}H_{26}N_2O_3$ . A colorless, crystalline alkaloid obtained from *cevadilla*-seed.

**Sabal** (*sa'-bal*). See *Saw Palmetto*.

**Sabalol** (*sa'-bal-ol*). A substance prepared from the active principles of the *Saw Palmetto* (*Serenoa serrulata*).

**Sabatier's Suture**. See *Suture*.

**Sabatin** (*sa'-at-rin*) [*cevadilla*],  $C_{51}H_{86}N_2O_{17}$ . An alkaloid found in *cevadilla*-seed.

**Sabbatia** (*sab-a'-she-ah*) [after Liberatus *Sabbati*, an Italian botanist]. The herb *S. campestris*, of value in the sick headache of indigestion. Dose of the fld. ext.  $\mathfrak{m}\text{xv}-\mathfrak{z}\text{j}$ . Unof. **S. angularis** is a good bitter tonic and appetizer. Other plants of this genus have similar properties, especially *S. chloroides*. They have the medicinal virtues of the gentians, to which they are nearly related. **S. eliotti** is known as quinin-flower. **S. paniculata** is used for the same purposes as *S. angularis*.

**Sabina** (*sa-bi'-nah*) [L., gen., *sabineæ*]. Savine. The tops of *Juniperus S.*; its properties are mainly due to a volatile oil which resembles turpentine, but is more irritant. In large doses it produces violent purging and vomiting. It is used as an emmenagogue. Externally, it is useful to prolong the discharge from blisters and to stimulate ulcers to cicatrization. **S., Ceratum**, fld. ext. savine 25, resin cerate 90 parts. **S., Fld. Ext.** Dose  $\mathfrak{m}\text{v}-\text{xv}$ . **S., Ol.**, the volatile oil. Dose  $\mathfrak{m}\text{j}-\text{v}$ . **S., Tinct.** (B. P.) Dose  $\mathfrak{m}\text{xx}-\mathfrak{z}\text{j}$ .

**Sabulose** (*sab'-u-lōz*) [*sabulum*, sand]. In biology, growing in sand.

**Sabulosity** (*sab-u-lōs'-it-e*) [*sabulum*, sand]. Sandiness; grittiness.

**Sabulous** (*sab'-u-lus*) [*sabulum*, sand]. Gritty; sandy. Growing in sandy or gravelly places. Pertaining to the sandy deposit sometimes found in urine. Also, to the gritty matter called *brain-sand*, found in the pineal gland and in psammoma. See *Acerulus*.

**Saburra** (*sab-ur'-ah*) [coarse sand]. Foulness of the stomach, or of the tongue or teeth; sordes.

**Saburral** (*sab-ur'-al*) [*saburra*, coarse sand]. Pertaining to or affected with *saburra*.

**Saburration** (*sab-ur-a'-shun*) [*saburra*, coarse sand]. The use of the sand-bath; ammotherapy, or arena-tion. In biology, the act of rolling in the sand, as practised by poultry.

**Sac** (*sak*) [*saccus*, a bag]. The bag-like bulging or covering of a natural cavity, hernia, cyst, or tumor. **S., Air**, the air-cells of the lung. **S., Allantoid**. Synonym of *Allantois*. **S., Amniotic**, the amnion. **Ss., Auditory**, the rudimentary organs of hearing of the embryo of certain vertebrates. **S., Dental**. See *Dental Sac*. **S., Embryonic**, the sac-like stage of the embryo, which it presents early in its development, just after the abdominal plates have closed. **S., Fetal**. See *S., Gestation*. **S., Gestation**, the sac enclosing the embryo in ectopic pregnancy. **S., Hernial**, the peritoneal covering of a hernia. **S., Lacrymal**, the dilated upper portion of the lacrymal duct. **Ss., Latex**, milk-sacs, spaces con-

taining the latex of plants. **S., Omental**, the sac formed between the ascending and descending portions of the great omentum. **S., Peritoneal**, the cavity formed by the peritoneal serous membrane. **S., Pleural**, the cavity formed by the pleura. **S., Vitelline**, the sac enclosing the vitellus or yolk in the embryo. **S., Yolk**. See *Unbilical Vesicle*.

**Sacatra** (*sak'-a-tra*). A person of seven-eighths black and one-eighth white blood.

**Saccade** (*sak-ahd'*) [*F., saccade*, pull, draw]. The involuntary jerk of deglutition.

**Saccaneurysma** (*sak-an-u-riz'-mah*) [*σάκκος*, bag; *εὐρίπνεν*, to dilate]. A sacculated aneurysm.

**Saccate**, or **Saccated** (*sak'-āt, sak'-a-ted*) [*saccus*, sac or pouch]. Sac-shaped or contained in a membranous envelop. Encysted; pouched; furnished with a sac.

**Saccharate** (*sak'-ar-āt*) [*saccharum*, sugar]. 1. Having or containing sugar. 2. A compound of saccharic acid and a base. 3. A compound of cane-sugar with a base. **S. of Iron** (*Ferrum oxydatum saccharatum solubile*, Ger. Ph.). A compound of cane-sugar and iron, important as an antidote for arsenic. **S. of Lead**, a salt of saccharic acid and lead, used in forming the nitro-saccharate of lead, which has been vaunted as a safe and effective solvent of urinary calculus. **S. of Lime**, a compound of cane-sugar with lime. A syrup charged with it has been recommended as a cure for chronic rheumatism. A solution of this compound is a good antidote in carbolic-acid poisoning.

**Saccharated** (*sak'-ar-a-ted*) [*σάκχαρον*, sugar]. Containing sugar. **S. Carbonate of Iron**, a greenish-gray powder containing sulphate of iron. **S. Iodid of Iron**, iodid of iron with milk-sugar. **S. Pepsin**, milk-sugar with pepsin from the stomach of the hog. **S. Tar**, a mixture of tar (4 parts) and sugar (96 parts), a soluble medium for medicinal administration.

**Saccharephidrosis** (*sak-ar-ef-id-ro'-sis*) [*σάκχαρον*, sugar; *ἐφιδρωσις*, epidrosis]. A form of hyperidrosis characterized by the excretion of sugar in sweat.

**Saccharic** (*sak-ar'-ik*) [*σάκχαρον*, sugar]. Pertaining to or obtained from sugar. **S. Acid**. See *Acid*.

**Saccharid** (*sak'-ar-id*) [*σάκχαρον*, sugar]. A compound of a base with sugar. A sucrate. See *Casein Saccharid*.

**Sacchariferous** (*sak-ar-iff'er-us*) [*σάκχαρον*, sugar; *ferre*, to carry]. Containing sugar.

**Saccharification** (*sak-ar-iff-ik-a'-shun*) [*σάκχαρον*, sugar; *facere*, to make]. Sugar-forming. The act of converting into sugar.

**Saccharimeter** (*sak-ar-im'-et-er*). See *Saccharometer*.

**Saccharimetry** (*sak-ar-im'-et-re*) [*σάκχαρον*, sugar; *μέτρον*, measure]. The operation or art of ascertaining the amount or proportion of sugar in solution in any liquid.

**Saccharin** (*sak'-ar-in*) [*σάκχαρον*, sugar],  $C_6H_4-\begin{matrix} \text{CO} \\ \text{SO}_2 \end{matrix}-\text{NH}$ . 1. A benzol-sulphonicimid derived from coal-tar, occurring as six-sided, colorless tablets, melting at 224° C. It is 280 times sweeter than cane-sugar. It is used as a substitute for sugar in diabetes, and is recommended for use in the treatment of corpulency and gout. It is also antiseptic, and has been found useful in erysipelas, septic fever, and gonorrhea. Dose, gr.  $\frac{3}{4}$ . See *Glusidum*. 2.  $C_6H_{10}O_5$ . The anhydrid of monobasic saccharic acid. It is soluble in 18 parts of water, forms large crystals, having a bit-



ter and salty taste, melts at 160° C., is dextrorotatory and non-fermentable.

**Saccharine** (*sak'-ar-in*) [*σάκχαρον*, sugar]. Having the nature of or containing sugar. An old term for oxalic acid.

**Saccharinin** (*sak-ar'-in-in*). Synonym of *Saccharin* (1st def.).

**Saccharobiose** (*sak-ar-o'-be-ōs*) [*σάκχαρον*, sugar]. Synonym of *Saccharose*. The name has been given on account of the property possessed by saccharose of giving rise, when hydrated, to two carbohydrate molecules.  $C_{12}H_{22}O_{11} + H_2O = 2C_6H_{12}O_6$ .

**Saccharocolloid** (*sak-ar-o-kol'-oid*) [*σάκχαρον*, sugar; *κόλλα*, glue; *εἶδος*, like]. Any member of that group of carbohydrates to which starch, pectin, and gum belong, which are amorphous, crystallize with difficulty, and diffuse through animal membranes very slowly.

**Saccharogalactorrhea** (*sak-ar-o-gal-ak-tor-e'-ah*) [*σάκχαρον*, sugar; *γάλα*, milk; *ῥοία*, a flow]. The excretion of an excess of sugar with the milk.

**Saccharogen** (*sak'-ar-o-jen*) [*σάκχαρον*, sugar; *γεννᾶν*, to produce]. A material found in milk, and convertible into lactose. A glucosid.

**Saccharoid** (*sak'-ar-oid*) [*σάκχαρον*, sugar; *εἶδος*, like]. Resembling loaf-sugar.

**Saccharometer** (*sak-ar-om'-et-er*) [*σάκχαρον*, sugar; *μέτρον*, measure]. An apparatus for determining the amount of sugar in solutions, either in the form of a hydrometer which indicates the strength in sugar by the specific gravity of the solution; or of a polarimeter, which indicates the strength in sugar by the number of degrees of rotation of the plane of polarization. **S.**, **Fermentation**, an instrument for collecting and estimating the percentage of carbon dioxide evolved in the fermentation of saccharine urine.

**Saccharomyces** (*sak-ar-o-mil'-sēz*) [*σάκχαρον*, sugar; *μύκης*, fungus: *pl.*, *Saccharomyces*]. A genus of unicellular vegetable organisms, of which the yeast-plant is a common example. **S. albicans**, the same (Rees) as the *Oidium albicans* of Robin; the fungus of thrush. **S. apiculatus**, a fungus-ferment found upon gooseberries, etc. **S. capillitii**, a form found on the human scalp and supposed to cause *Pityriasis capitis*. **S. cerevisiæ**, the ferment of beer-yeast. **S. conglomeratus**, found in grape-must when fermentation is nearly over. **S. coprogenus**, a form observed in human feces. **S. ellipsoideus**, the common ferment of wine. **S. exiguus**, found in the last stages of the fermentation of beer. **S. glutinis**, a species forming a rose-colored coating on gelatin or potatoes. **S. guttulatus**, occurs in the digestive tract of various animals. **S. mesentericus**, destroys fruit acids. **S. minor**, according to Engel, the fungus of bakers' yeast. **S. mycoderma** (Grawitz), same as *S. albicans*. **S. pasteurianus**, a form closely allied to *S. ellipsoideus*. **S. psoriasis**, occurs in the human scalp, around the hairs. **S. reessi**, probably a variety of *S. ellipsoideus*. **S. sphæricus**, found on fermenting tomatoes. **S. tyricola**, found in fermenting cheese. It resembles *S. minor*. See *Bacteria*, *Synonymatic Table of*.

**Saccharon** (*sak'-ar-on*) [*σάκχαρον*, sugar],  $C_6H_8O_6$ . The lactone of saccharonic acid.

**Saccharonic Acid** (*sak-ar-on'-ik*). See *Acid*.

**Saccharorrhea** (*sak-ar-or-e'-ah*) [*σάκχαρον*, sugar; *ῥοία*, flow]. The secretion of saccharine fluid. **S. cutanea**. See *Saccharephidrosis*. **S. lactea**. See *Saccharogalactorrhea*. **S. pulmonalis**, the exudation of sweetish sputa. **S. urinosa**. See *Diabetes mellitus*.

**Saccharose** (*sak'-ar-ōs*) [*σάκχαρον*, sugar],  $C_{12}H_{22}O_{11}$ . *Cane-sugar*; it occurs in the juice of many plants, chiefly in sugar-cane, in some varieties of maple, and in beet roots (10-20 per cent.). The syrupy mother

liquid from the sugar is called molasses. Saccharose crystallizes in large monoclinic prisms, of a sp. gr. 1.606. Its aqueous solution is levorotatory. Cane-sugar melts at 160°; at 190-200° it changes into a brown non-crystallizable mass called *caramel*, used in coloring liquids. It is not directly fermentable and does not reduce alkaline copper-solutions. The ordinary pure sugar of commerce. See *Carbohydrates*, *Table of*.

**Saccharous** (*sak'-ar-us*). Same as *Saccharine*.

**Saccharum** (*sak-ar'-um*) [*σάκχαρον*, sugar; *γεν.*, *sacchari*],  $C_{12}H_{22}O_{11}$ . *Cane-sugar*. The soluble crystalline substance occurring naturally in the juice of the sugar-cane, *S. officinarum*; maize, *Zea mays*; the sugar-beet, *Beta vulgaris*, and the sugar-maple, *Acer saccharinum*. In pharmacy, in the form of syrups, it is used mainly as a vehicle, and in a solid state as a protective coating for pills and troches. See, also, *Glucose*, *Lactose*, and *Levulose*. **S. album**, white or pure crystallized sugar. **S. canadense**, Maple-sugar, obtained from *Acer saccharinum*. **S. candidum**, Rock-candy. **S. lactis**, Sugar of Milk. **S. purificatum**, pure white sugar.

**Saccharure** (*sak'-ar-ūr*) [*σάκχαρον*, sugar]. A preparation obtained by saturating sugar with a tincture, then drying, and pulverizing.

**Saccholactic Acid** (*sak-o-lak'-tik*). Synonym of *Acid*, *Mucic*.

**Sacciferous** (*sak-sif'-er-us*) [*saccus*, sack; *ferre*, to bear]. In biology, having a sac; saccate.

**Sacciform** (*sak'-sif-orm*) [*saccus*, a pouch; *forma*, form]. Resembling a sac; saccate. **S. Disease of the Anus**, distention and inflammation of the pouches of the rectum.

**Saccular** (*sak'-u-lar*) [*saccus*, sac]. Sac-shaped. **S. Aneurysm**, a saccular dilatation of an artery, communicating with the latter by a narrow neck.

**Sacculate** (*sak'-u-lāt*) [*saccus*, a bag]. Having small, sac-like projections.

**Sacculated** (*sak'-u-la-ted*) [*saccus*, sac]. Encysted. Divided into little sacs.

**Sacculation** (*sak-u-la'-shun*) [*saccus*, sac]. A sac-like formation; a sac, or set of sacs; as the *sacculation* of the colon, or of the uterus in rare cases.

**Saccule**, **Sacculus** (*sak'-ul*, *sak'-u-lus*) [dim. *saccus*, sac]. A small sac. **S. communis**, oblongus, or semiovalis, the utricle. **S. laryngis**, the laryngeal pouch between the superior vocal bands and the inner surface of the thyroid cartilage. **S. mucosus**, the bursa of the rectus femoris muscle. **S. of the Vestibule**, the smaller of two vestibular sacs of the membranous labyrinth of the ear.

**Saccus** (*sak'-us*). Synonym of *Sac*. **S. vitellinus**. See *Sac*, *Vitelline*.

**Sacer** (*sa'-ser*) [L.]. Sacred. **S. ignis**, erysipelas. **S. morbus**, epilepsy.

**Sachet** (*sash-a'*) [*saccus*, a sac]. A small bag of perfumed or medicated substances. **S. resolutif** [Fr.], a sachet of equal parts of sal ammoniac, iron sulphate, and calcium sulphate.

**Sachse's Solution and Test**. A solution for testing for sugar in the urine. It consists of 18 grams of red iodid of mercury, 25 grams of potassium iodid, and 80 grams of potassium hydrate in water, diluted to one liter.

**Sachs's Theory of Inflammation**. See *Theory*.

**Sack** (*sak*) [*siccus*, dry]. An old name for dry Spanish and Canary wine; sherry. Synonym of *Sac*.

**Sacrad** (*sa'-krad*) [*sacrum*, the sacrum]. Toward the sacral aspect.

**Sacral** (*sa'-kral*) [*sacrum*, sacrum]. Pertaining to the sacrum. **S. Bone**. See *Sacrum*. **S. Canal**. See *Canal*. **S. Cornua**. See *Cornu*. **S. Flexure**, the

curve of the rectum in front of the sacrum. **S. Foramen.** See *Foramen*. **S. Groove.** See *Groove*. **S. Index,** the sacral breadth multiplied by 100, and divided by the sacral length. **S. Nerves.** See *Nerves*. **S. Plexus.** See *Plexus*.

**Sacralgia** (*sa-kral'-je-ah*) [*sacrum*, *sacrum*; *ἀλγος*, pain]. Pain in the sacrum; lheralgia.

**Sacrarthrocace** (*sak-rar-throk'-as-e*). See *Sacro-iliac Disease*.

**Sacred** (*sa'-kred*) [ME., *sacren*, to render holy]. Hallowed; holy. **S. Bark.** See *Cascara Sagrada*. **S. Malady.** Synonym of *Epilepsy*.

**Sacren** (*sa'-kren*) [*sacrum*, *sacrum*]. Belonging to the sacrum in itself.

**Sacrificial** (*sa-krif'-ik-al*) [*sacrificare*, to sacrifice]. Employed in sacrifice. **S. Operation,** an operation in which some organ (as an ovary), is sacrificed or destroyed for the general good of the patient.

**Sacriplex** (*sa'-krip-leks*) [*sacrum*, *sacrum*; *plexus*, plexus]. The sacral plexus of nerves.

**Sacriplexal** (*sa-krip-leks'-al*) [*sacrum*, *sacrum*; *plexus*, plexus]. Pertaining to the sacriplex.

**Sacro-** (*sa'-kro-*) [*sacrum*, *sacrum*]. A prefix denoting connection with or relation to the sacrum.

**Sacro-caudal** (*sa-kro-kaw'-dal*) [*sacrum*, *sacrum*; *cauda*, tail]. In biology, pertaining to the sacrum and the tail.

**Sacrococcygeal** (*sa'-kro-kok-sij'-e-al*) [*sacrum*, *sacrum*; *κόκκυξ*, coccyx]. Pertaining jointly to the sacrum and the coccyx.

**Sacrocostal** (*sa-kro-kos'-tal*) [*sacrum*, *sacrum*; *costa*, rib]. Connected with the sacrum and having the character of a rib.

**Sacro-cotyloid** (*sa-kro-kot'-il-oid*) [*sacrum*, *sacrum*; *κοτυλήδων*, cotyledon; *ειδος*, like]. Pertaining to the sacrum and the acetabulum.

**Sacro-coxalgia** (*sa-kro-koks-al'-je-ah*). See *Sacro-iliac Disease*.

**Sacro-coxitis** (*sa-kro-koks-i'-tis*). See *Sacro-iliac Disease*.

**Sacro-iliac** (*sa-kro-il'-e-ak*) [*sacrum*, *sacrum*; *iliun*, ilium]. Pertaining to the sacrum and the ilium. **S. Disease, sacro-coxitis; sacrarthrocace; sacro-coxalgia;** an inflammation of the sacro-iliac joint, characterized by pain and tenderness, with swelling over the line of the sacro-iliac junction. The limb on the diseased side is usually extended, elongated from downward displacement of the os innominatum, wasted, and sometimes edematous. The hip is deformed. Suppuration may occur at a late period of the disease. The affection occurs in early life, and is probably tuberculous in nature.

**Sacro-ischiatic** (*sa-kro-is-ke-at'-ik*) [*sacrum*, *sacrum*; *ἰσχίον*, ischium]. Pertaining both to the sacrum and the ischium.

**Sacrolumbal** (*sa-kro-lum'-bal*) [*sacrum*, *sacrum*; *lumbus*, loin]. Sacrolumbar; pertaining to both the sacrum and the loins.

**Sacrolumbalis** (*sa-kro-lum-ba'-lis*). See *Muscles, Table of*.

**Sacrolumbar** (*sa-kro-lum'-bar*) [*sacrum*, *sacrum*; *lumbus*, loin]. Pertaining conjointly to the sacrum and the loins. **S. Angle,** the angle formed by the articulation of the sacrum and the last lumbar vertebra.

**Sacro-median** (*sa-kro-me'-de-an*) [*sacrum*, *sacrum*; *medius*, middle]. Running along the median line of the sacrum.

**Sacro-pubic** (*sa-kro-pu'-bik*) [*sacrum*, *sacrum*; *pubes*, pubis]. Pertaining to the sacrum and the os pubis.

**Sacro-rectal** (*sa-kro-rek'-tal*) [*sacrum*, *sacrum*; *rectum*, rectum]. Pertaining to both sacrum and rectum.

**Sacro-sciatic** (*sa-kro-si-at'-ik*). Synonym of *Sacro-*

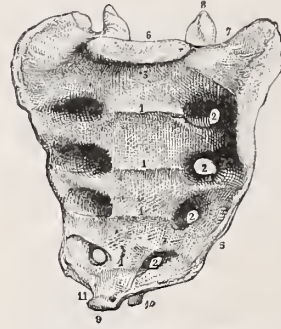
*ischiatric*. **S. Foramen.** See *Foramen*. **S. Notches.** See *Ischiatic*.

**Sacro-spinal** (*sa-kro-spi'-nal*) [*sacrum*, *sacrum*; *spina*, spine]. Pertaining to the sacrum and the spine.

**Sacrospinalis** (*sa-kro-spi-na'-lis*) [*sacrum*, *sacrum*; *spina*, spine]. The erector spinæ muscle.

**Sacro-vertebral** (*sa-kro-ver'-te-bral*) [*sacrum*, *sacrum*; *vertebra*, vertebra]. Pertaining conjointly to the sacrum and the vertebrae.

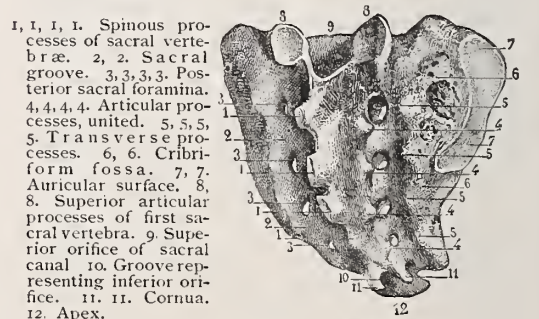
**Sacrum** (*sa'-krum*) [*sacer*, sacred]. A curved, triangular bone composed of five united bones, which are



SACRUM, ANTERIOR ASPECT.

1, 1, 1, 1. Bodies of sacral vertebrae, with transverse lines of union. 2, 2, 2, 2. Anterior sacral foramina. 3. Base. 4. Auricular surface of lateral aspect. 5. Its inferior portion. 6. Articular surface of base. 7. Notch for formation of last lumbar intervertebral foramen. 8. Superior articular process of first sacral vertebra. 9. Apex of sacrum. 10. Cornu. 11. Notch for transmission of fifth sacral nerve.

really vertebrae, situated between the last lumbar vertebra above, the coccyx below, and the two ilia on



SACRUM, POSTERIOR ASPECT.

either side, and forming the posterior boundary of the pelvis. **S., Ala of.** See *Ala*.

**Saddle** (*sad'-l*) [ME., *sadel*, saddle]. A contrivance secured on the back of a horse or other animal to serve as a seat for a rider. **S.-bags,** a pair of leathern cases, formerly, and still locally, carried by physicians upon the saddle, and containing their medicines and instruments. **S.-joint,** an articulation concave in one direction and convex in the opposite. **S.-nose,** one of which the bridge is deep or wanting. A nose in which there has been a collapse of the bridge from necrosis of the nasal bones.

**Sadism, Sadismus** (*sa'-dizm*, *sa-diz'-mus*) [from the Marquis de *Sade*, author of obscene books]. Sexual perversion which leads to rape, with circumstances of great violence and inhuman cruelty.

**Sadist** (*sa'-dist*) [from the Marquis de *Sade*]. One affected with sadism, *q. v.*

**Saemisch's Ulcer.** An acute serpiginous, or creeping ulcer of purulent keratitis. It is due to local infection. Infectious ulcer of the cornea. See *Diseases, Table of*.

**Sæpimentum** (*se-pe-men'-tum*) [*sapere*, to fence]. 1. The tissue enclosing the three umbilical vessels. 2. Pons varolii.



**Sæptometer** (*sæp-tom'-et-er*). See *Septometer*.

**Sæptum** (*sæp'-tum*). See *Septum*.

**Safflower** (*saf'-low-er*). See *Carthamus*. **S. Carmin.** Same as *Carthamin*.

**Safranin** (*saf'-ran-in*). See *Pigments, Conspectus of*.

**Saffrol** (*saf'-rol*). See *Safrol*.

**Saffron** (*saf'-ron*) [ME., *saffron*, *saffron*]. See *Crocus*.

**S., American.** See *Carthamus*. **S., Meadow.** See

*Colchicum*. **S. Substitute.** Same as *Victoria Yellow*.

**S.-tea.** See *Carthamus*. **S.-yellow.** Same as *Martius's Yellow*. See *Pigments, Conspectus of*.

**Safranin** (*saf'-ran-in*) [Fr., *safran*, *saffron*],  $C_{18}H_{15}N_4$ .

A coal-tar color used in dyeing and staining, obtained by oxidizing a mixture of amido-azotoluene and toluidin. It gives yellowish-red shades on wool, silk, and cotton, and is fairly fast to light. It is used in histology to stain karyokinetic figures. Physiologically, it is very poisonous, producing death, if in sufficient dose, by respiratory paralysis. The *saf-ranins* are diamido-derivatives of hypothetic phenylphenazonium. They are produced upon oxidizing a mixture of an indoamin and a primary amin. They are strong bases. See *Pigments, Conspectus of*.

**Safraninophile** or **Saphranophile** (*saf'-ran-in'-o-fil*, *safran'-o-fil*) [Fr., *safran*, *saffron*; *philēiv*, to love]. In bacteriology, or histology, applied to microbes or histologic elements that show a peculiar affinity for safranin. Cf. *Eosinophile*.

**Safrene** (*saf'-rèn*) [Fr., *safran*, *saffron*],  $C_{10}H_{16}$ . A hydrocarbon obtained from *sassafras*.

**Safrol** (*saf'-rol*) [Fr., *safran*, *saffron*; *oleum*, oil],  $C_{10}H_{10}O_2$ . The stearoptene of the oil of *sassafras*. When the oil is chilled, it separates as a white crystalline mass, melting at  $+8^\circ\text{C}$ . It is used in headache, neuralgia, and subacute rheumatism. Its dose is  $\text{m}_\text{x}$ -xx. It is also employed for perfuming soaps.

**Safrosin** (*saf'-ro-sin*) [Fr., *safran*, *saffron*],  $C_{20}H_4Br(NO_2)_3O_3$ . A coloring-matter used in the arts for dyeing silk or wool scarlet. It occurs chiefly as a sodium salt. See *Pigments, Conspectus of*.

**Safrosin** (*saf'-ro-sin*). Same as *Daphnin*.

**Sagapenum** (*sag-ap-e'-num*) [*σαγαπέννον*]. A fetid gum-resin, believed to be the concrete juice of *Ferula persica*. It has the general properties of *asafetida*, but is now little used. Unof.

**Sage** (*saj*) [ME., *sage*, *sage*]. See *Salvia*. **S., Mountain.** See *Sierra salvia*. **S.-brush.** See *Serra salvia*; also *Eurotia*.

**Sage-femme** (*sahzh-fam'*) [Fr., literally a wise woman]. A midwife.

**Sagitta** (*saj-it'-ah*) [*sagitta*, an arrow, a bolt]. In biology, (*a*) the sagittal suture; (*b*) an otolith in the ear of a fish.

**Sagittal** (*saj'-it-al*) [*sagitta*, an arrow]. Pertaining to the antero-posterior median plane of the body, the meson, or to planes parallel with it. **S. Furrow**, a channel extending along the median line of the inner surface of the vault of the cranium. **S. Nucleus**, that of the oculo-motor nerve. **S. Plane**, the median plane of the body. **S. Section.** See *Section*. **S. Sinus**, the longitudinal sinus. **S. Suture**, the suture uniting the parietal bones.

**Sagittate** (*saj'-it-at*) [*sagitta*, an arrow]. In biology, shaped like the head of an arrow, with the basal lobes pointing downward when applied to leaves.

**Sagittocyst** (*saj'-it-o-sist*) [*sagitta*, an arrow; *cystus*, a bag, a pouch]. In biology, applied to certain glandular cutaneous cells in turbellarian worms; they contain the so-called rods or *rhabdites*; also called rod-cells or *rhabdite* cells.

**Sago** (*saf'-go*) [Malay, *sāgu*, *sago*]. The starchy fecula obtained from the pith of *Sagrus levis* and several

species of palms and cycads. It is an excellent food for invalids when completely softened by long boiling.

**S. Spleen**, a spleen presenting on section the appearance of sago-grains, as a result of amyloid degeneration. The apparent grains represent the degenerated Malpighian bodies. **S.-grain**, a vesicular granulation of the eyelid, seen in granular ophthalmia.

**Sailors' Colic.** See *Colic*.

**Saint Agatha's Disease.** Mammitis. **S. Aignon's Disease**, tinea or favus. **S. Andrew's Cross**, the herb or shrub *Ascyrum crux andree* of N. America, a discutient remedy. Unof. **S. Anthony's Dance.** Synonym of *Chorea*. **S. Anthony's Fire.** See *Erysipelas*. **S. Apollonia's Disease**, toothache.

**S. Avertin's Disease**, epilepsy. **S. Avidius' Disease**, deafness. **S. Blasius' Disease**, quinsy.

**S. Clair's Disease**, ophthalmia, or sore eyes. **S. Dymphna's Disease**, insanity. **S. Erasmus' Disease**, colic. **S. Fiacre's Disease**, hemorrhoids, or condylomata. **S. Francis' Fire**, erysipelas. **S. Germain Tea**, the *species laxantes* (N. F.); a mixture of elder flowers, senna, fennel, anise, and potassium bitartrate; a useful aperient. **S. Gervasius' Disease**, rheumatism. **S. Giles' Disease**, carcinoma or leprosy.

**S. Guy's Dance.** Synonym of *Chorea*. **S. Helena Tea**, a plant of the island of St. Helena, *Beatsonia portulacifolia*, a local substitute for tea. Unof. **S. Hilaire** (Geoffroy), Angle of. See *Angle*.

**S. Hubert's Disease**, hydrophobia. **S. Ignatius' Bean.** See *Ignatia*. **S. Jacob's Oil.** See *Aconitum*.

**S. Job's Disease**, syphilis. **S. John Long's Liniment.** See *Linimentum*. **S. John's Dance.** Synonym of *Chorea*. **S. John's Evil.** See *Epilepsy*.

**S. John's Wort.** See *Hypericum* and *Johnswort*. **S. Kilda Cold**; *Strangers' Cold*; a form of influenza in the Hebrides, supposed to be due to the presence of strangers on the arrival of a ship. **S. Lazarus' Disease**, leprosy. **S. Main's Disease**, the itch. **S. Martin's Evil**, drunkenness. **S. Mary's Thistle.** See *Carduus*. **S. Mathurin's Disease**, insanity, idiocy or epilepsy. **S. Modestus' Dance.** Synonym of *Chorea*. **S. Robert's Herb**, the *Geranium robertianum*. **S. Valentine's Disease**, epilepsy. **S. Vitus' Dance.** Synonym of *Chorea*. **S. With's Dance.** Synonym of *Chorea*. **S. Zachary's Disease**, dumbness.

**Saké** (*sah'-ke*) [Jap.]. Japanese rice-beer or other alcoholic beverage.

**Sakitlakar** (*sah-it-lak'-ar*). Synonym of *Palmus*.

**Sal** [*sal*, salt]. Salt; a term applied to various crystalline substances. **S. aëratum**, potassic bicarbonate. **S. alembroth.** See *Alembroth*, and *Listerian Method*. **S. ammoniac.** See *Ammonium*. **S. carolinum**, Carlsbad salts. **S. communis**, common salt. See *Sodium*. **S. cornus cervi**, hartshorn; same as *Ammonia*. See *Ammonium*. **S. de duobus**, potassic sulphate. **S. epsom**, magnesium sulphate. See *Magnesium*. **S. glauberi**, sodium sulphate. See *Sodium*. **S. kissingense**, Kissengen salts. **S. mirabile**, sodium sulphate. **S. polychrest**, *S. polychrestum*, potassic sulphas cum sulphure. **S. seignetti**, potassium and sodium tartrate. **S.-soda.** Crystallized sodium carbonate. **S. vichyanum**, Vichy salt. **S. volatilis**, a name applied to various preparations of ammonium carbonate used as smelling-salts.

**Salaam Convulsion.** See *Eclampsia nutans*, and *Spasmus nutans*.

**Salabreda** (*sal-ab-re'-dah*). Brittle gum, *q. v.*

**Salacetol** (*sal-as'-et-öl*) [*salix*, willow; *acetum*, vinegar]. The salicylic acid ester of acetone-alcohol. It is proposed as a substitute for sodium salicylate and salol. It has been recommended as an intestinal and

genito-urinary antiseptic, and for the treatment of acute or chronic rheumatism. Dose, 30-45 grains.

**Salacious** (*sa-lá'-se-us*) [*salax*, lustful]. Lustful.

**Salacity** (*sa-las'-it-é*) [*salax*, lustful]. Lustful or venereal desire.

**Salad Oil** (*sal'-ad oil*). See *Oleum Olive*.

**Salamandrin** (*sal-am-an'-drin*). See *Leukomains*, Table of.

**Salap** (*sal'-ap*). Synonym of *Salep*.

**Salbromalid** (*sal-bro'-mal-id*). See *Antinervin*.

**Salempien** (*sal-em'-pe-en*). See *Serempion*.

**Salep** (*sal'-ep*) [*Ar.*, *sahleb*, *salep*]. A drug chiefly used in India and the Levant, consisting of the dried bulbs of various species of *Orchis*, *q. v.* A mucilaginous and nutritious drink is made of it, which is considered to be an analeptic, aphrodisiac, and nervine. Unof.

**Saleratus** (*sal-er-a'-tus*) [*sal*, *aëratus*, *aërated salt*]. Properly, *sal-aëratus*. Potassium bicarbonate; also, sodium bicarbonate.

**Salicin** (*sal'-is-in*) [*salix*, willow],  $C_{13}H_{18}O_7$ . The glucosid of saligenin; it occurs in the bark and leaves of willows and some poplars. It forms shining crystals, that dissolve easily in hot water and alcohol, and melt at  $198^{\circ}C$ . Its taste is bitter. It possesses tonic properties, and is used as a substitute for salicylic acid in the treatment of rheumatism.

**Salicinum** (*sal-is-i'-num*). Official name of *Salicin*.

**Salicol** (*sal'-ik-ol*). Synonym of *Carbolic Acid*.

**Salicyl** (*sal'-is-il*) [*salix*, willow],  $C_7H_5O_2$ . The hypothetical radicle of salicylic acid. **S. Orange, S. Yellow.** See *Pigments*, *Conspectus of*.

**Salicylage** (*sal'-is-il-aj*) [*salix*, willow]. Preservation of articles of diet by the use of salicylic acid.

**Salicylamid** (*sal-is-il'-am-id*) [*salix*, willow; *amid*],  $C_5H_5(OH)CONH_2$ . A tasteless compound produced by treating methyl salicylate with an alcoholic solution of ammonia. It is used like salicylic acid.

**Salicylate** (*sal-is'-il-at*) [*salix*, willow]. Any salt of salicylic acid. The salicylates of ammonium, atropin, bismuth, caffeine, cinchonidin, lithium, methyl, physostigmin, quinin, and sodium, etc., have been employed in medicine, especially in rheumatic affections.

**Salicylic** (*sal-is-il'-ik*) [*salix*, willow]. Containing salicyl or pertaining to it. Derived from the willow. **S. Acid.** See *Acid*, *Salicylic*, and *Salix*. **S. Acid Colors.** See *Pigments*, *Conspectus of*. **S. Aldehyd.** See *Aldehyd*.

**Salicylism** (*sal'-is-il-izm*) [*salix*, willow]. A toxic condition, produced by the injudicious or excessive use of salicylic acid or its salts.

**Salicyluric Acid** (*sal-is-il'-ur-rik*) [*salix*, willow; *oïpov*, urine]. An acid found in the urine after the administration of salicylic acid. It is a compound of the latter with glycol.

**Salifiable** (*sal-if-i'-a-bl*) [*sal*, salt; *fieri*, to become]. Forming a salt by union with an acid.

**Saligenin** (*sal-ij'-en-in*) [*salix*, willow; *γεννᾶν*, to produce],  $C_7H_5O_3$ . A substance formed by the action of sodium amalgam upon salicylic aldehyd or in the decomposition of salicin with dilute acids or ferments. It consists of pearly tables, soluble in hot water, alcohol and ether, and melting at  $82^{\circ}C$ .

**Salimeter** (*sal-im'-et-er*) [*sal*, salt; *μέτρον*, measure]. An hydrometer for ascertaining the strength of saline solutions.

**Salinaphtol** (*sal-in-af'-tol*). See *Betol*.

**Saline** (*sa'-lén* or *sa'-lín*) [*sal*, salt]. Salty. In biology, growing in a salt-marsh or by the sea-shore. **S. Solution**, a 0.6 per cent. solution of sodium chlorid.

**Salines** (*sa'-lén-s*) [*sal*, salt]. Salts of the alkalies or of magnesium, used as hydragogue cathartics. Mag-

nesium sulphate and citrate, sodium sulphate and Rochelle salts are examples.

**Salinometer** (*sal-in-om'-et-er*). Synonym of *Salimeter*.

**Salipyrin** (*sal-ip-i'-rin*) [*salix*, willow; *πῖρ*, fire],  $C_{11}H_{12}N_2O.C_6H_6O_3$ . A white powder, the salicylate of antipyrin, consisting of 57.7 parts of salicylic acid, and 42.3 parts of antipyrin. It is readily soluble in water and has been recommended as an analgesic and antipyretic in doses of gr. xv-xxx.

**Salirrhétin** (*sal-ir-ret'-in*) [*salix*, willow; *ρῆρην*, resin],  $C_{14}H_{14}O_3$ . An amorphous, resinous powder, produced by treating saligenin with acids.

**Salisbury Method.** A method of treating obesity. It consists in restricting the diet absolutely for a time to large quantities of rump-steak, cod-fish and hot water. It is thought by the advocates of this method that an excess of albuminates favors the reduction of obesity by promoting the oxidation and combustion of the excess of deposited fat.

**Saliva** (*sa-bí'-va*) [*L.*]. The mixed secretion of the parotid, submaxillary, and sublingual glands, and the small mucous glands of the mouth. Physiologically, three kinds of secretion may be distinguished: a serous from the parotid, a mucous from the mucous glands, and a mixed secretion from the submaxillary and the sublingual. Mixed saliva is opalescent, tasteless, alkaline and has a specific gravity of 1004-1009. The daily quantity secreted is approximately 1500 c. c. (Bidder and Schmidt.) Saliva contains serum-albumin, globulin, mucin, urea, an amolytic ferment called ptyalin, and a proteolytic and a lipolytic ferment; also, salts, among which is potassium sulphocyanid, derived especially from the parotid gland. Among formed elements are epithelial cells, salivary corpuscles and bacteria. The functions of saliva are physical and chemic. Its physical functions are to moisten the food and lubricate the bolus, to dissolve certain substances, and to facilitate tasting and aid in deglutition and articulation. Its chemic action depends upon its ferments, the most important of which is ptyalin. This converts starch into dextrin and sugar. The proteolytic and lipolytic ferments are not important. It is possible that any other fermentation save the amolytic is due to bacteria. **S., Chorda**, that produced by stimulation of the chorda tympani nerve. **S., Ganglionic**, that produced by irritating the submaxillary glands.

**Saliva** (*sa-bí'-val*) [*saliva*, spittle]. Same as *Salivary*.

**Salivant** (*sal'-iv-ant*) [*saliva*, saliva]. Stimulating the secretion of saliva.

**Salivary** (*sal'-iv-a-re*) [*saliva*, saliva]. Pertaining to



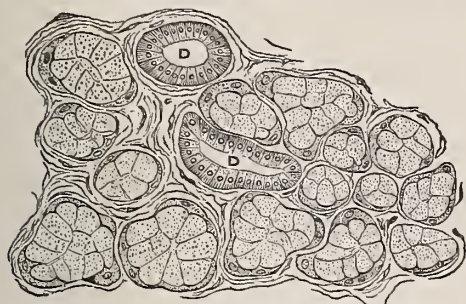
HUMAN SUBMAXILLARY GLAND.

On the right are groups of mucous, and on the left, groups of serous alveoli.  $\times 300$ . (From Stirling.)

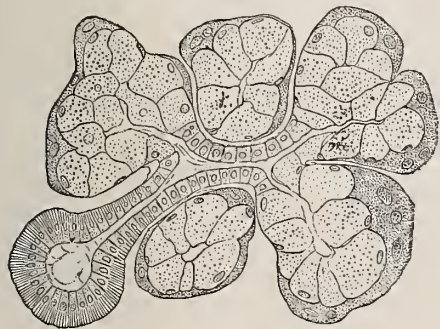
saliva or to its secretion. **S. Calculus**, *Odontolith*; *odontia incrustans*; *tartar of the teeth*, an



earthy concretion found upon the teeth and in the mouths of the salivary ducts. **S. Corpuscles**, pale,



SMALL LOBULE OF SUBMAXILLARY GLAND.  
D. Duct of the Lobule. (From Stirling.)



SUBMAXILLARY GLAND, DOG.

Showing duct communicating with an alveolus by a narrow ductule. The alveoli containing mucous cells and dense demilunes.  $\times 300$ . (From Stirling.)

spheric, nucleated bodies found in the saliva. **S. Diastase**. Same as *Ptyalin*. **S. Digestion**, the conversion of starches into dextrin and sugar by the action of saliva. **S. Fistula**, an abnormal opening communicating with a salivary



TRANSVERSE SECTION  
OF A SALIVARY  
DUCT.

Showing only the "rodged" epithelium lining it.  $\times 300$ . (From Stirling.)



A DISSECTION OF THE SIDE OF THE  
FACE, SHOWING THE SALIVARY  
GLANDS.

a. Sublingual gland. b. Submaxillary gland with its ducts opening on the floor of the mouth beneath the tongue at d. c. Parotid gland and its duct, which opens on the inner side of the cheek.

duct. **S. Glands**, the glands, six in number, situated on each side of the mouth, which secrete the saliva. See *Parotid*, *Submaxillary*, and *Sublingual*.

**Salivate** (*sal'-iv-at*) [*salivare*, to spit out]. To purge by the salivary glands. To bring about an undue discharge of saliva.

**Salivatio** (*sal-iv-a'-she-o*) [L.]. Salivation. **S. mercurialis**. Synonym of *Stomatitis, Mercurial*.

**Salivation** (*sal-iv-a'-shun*) [*saliva*, saliva]. An excessive secretion of saliva. It may be produced by certain poisons, by such drugs as mercury and pilocarpin, or by nervous disturbances.

**Salivin** (*sal'-iv-in*). Same as *Ptyalin*.

**Salivous** (*sa-li'-vus*) [*saliva*, spittle]. Of or pertaining to saliva.

**Salix** (*sa'-liks*) [L.]. The bark of the common white willow, *S. alba*. Its properties are due to a constituent, salicin,  $C_{13}H_{18}O_7$ , which is tonic and antiseptic. It is useful as an antipyretic in rheumatic fever. Dose of the glucosid gr. x- $\bar{z}$  ij. **Lithium Salicylate**,  $2Li \cdot C_7H_5O_3 \cdot H_2O$ . Dose gr. v- $\bar{z}$  j. **Sodium Salicylate**,  $2Na \cdot C_7H_5O_3 \cdot H_2O$ , properties like those of the acid, though less irritant. Dose gr. v- $\bar{z}$  j. **Salicylic Acid**,  $HC_7H_5O_3$ , a derivative of Salix, a powerful antipyretic in rheumatic fever, and locally in eczema and indolent ulcers; and also an antiseptic. Dose gr. v-xxx. **Ung. acid. salicyl.** (B. P.) Used in chronic deep-seated skin diseases.

**Salkowski - Ludwig Method**. A method for the estimation of uric acid in solution. When an ammoniacal solution of nitrate of silver is added to a solution of uric acid, to which a mixture of magnesium chlorid and ammonium chlorid has been previously added, the uric acid is precipitated as a magnesio-silver salt. This is collected, washed, and decomposed by sodium or potassium sulphid, whereupon the uric acid passes again into solution as a urate of the alkali. On the addition of an excess of HCl to this solution the urate is decomposed, uric acid separates out and is collected and weighed.

**Salkowski's Mixture**. See *Camerer's Method*.

**Sallow** (*sal'-o*) [ME., *sallow*, sallow]. Having a yellowish color, as the complexion or skin.

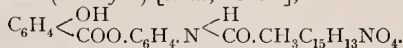
**Salmon-disease**. A disease of salmon and other fishes, due to the fungus, *Saprolegnia ferrox*. **S.-louse**, *Caligus piscinus*, a crustacean parasitic upon the salmon and other fishes. **S.-patch**. See *Keratitis, Interstitial*.

**Salocoll** (*sal'-o-kol*) [*salix*, willow]. A chemic combination of phenocoll and salicylic acid; in other words, the salicylate of phenocoll. It is a white powder; odorless and tasteless; only slightly soluble in cold water. Salocoll is said to be a reliable antipyretic, anti-neuralgic, and anti-rheumatic, combining the favorable actions of its constituents, and as a rule, free from the by-effects common to the new antipyretics. The dose is from 15 to 30 grains, in powder or in capsules, to be repeated three or four times per day.

**Salol** (*sal'-ol*) [*salix*, willow],  $C_{13}H_{10}O_3$ . **Salicylic Phenol Ester**; or **Phenyl Salicylate**. A white, odorless, crystalline substance, melting at  $43^\circ C$ . It is used as an intestinal antiseptic, and as a substitute for salicylic acid, being less irritating to the stomach. Dose gr. ij-xv. It is decomposed in the intestines into salicylic acid and phenol. On this account it has been employed to test the motor power of the stomach. A few grains are given in capsule and the urine tested at intervals for the decomposition-products of salicylic acid.

**Saloop** (*sa-loop'*) [see *Salep*]. A drink prepared from salep; also from saffras bark and herbs. It is regarded as a cure for drunkenness. Unof.

**Salophen** (*sal'-o-fen*) [*salix*, willow],



A derivative of salicylic acid, of value in acute articular rheumatism. Dose gr. lx-xc daily. Unof.

**Salphonic Test for Proteids.** See *Tests, Table of*.

**Salpingectomy** (*sal-pin-jek'-to-me*) [*σάλπιγγξ*, tube; *ἐκτομή*, excision]. Excision of an oviduct.

**Salpingemphraxis** (*sal-pin-jem'-fraks'-is*) [*σάλπιγγξ*, tube; *ἐμφράξις*, obstruction]. Closure of the Eustachian tube.

**Salpinges** (*sal-pin'-jēz*). Plural of *Salpinx*.

**Salpingian**, or **Salpingic** (*sal-pin'-je-an, sal-pin'-jik*) [*σάλπιγγξ*, tube]. Pertaining to a Eustachian or Fallopian tube.

**Salpingitic** (*sal-ping-jit'-ik*) [*σάλπιγγξ*, tube; *ιτις*, inflammation]. Pertaining to, or affected with, salpingitis.

**Salpingitis** (*sal-ping-jit'-tis*) [*σάλπιγγξ*, tube; *ιτις*, inflammation]. Inflammation of the Eustachian tube, or of the Fallopian tube.

**Salpingocyesis** (*sal-ping-go-si-e'-sis*) [*σάλπιγγξ*, tube; *κίησις*, pregnancy]. Tubal pregnancy.

**Salpingo-mallearis**, **Salpingo-malleus** (*sal-ping-go-mal-e-a'-ris, sal-ping-go-mall'-e-us*). The tensor tympani muscle. See *Muscles, Table of*.

**Salpingo-nasal** (*sal-ping-go-na'-sal*) [*σάλπιγγξ*, tube; *nasus*, nose]. Pertaining to the Eustachian tube and the nose.

**Salpingo-oöphorectomy** (*sal-ping-go-o-o-for-ek'-to-me*) [*σάλπιγγξ*, tube; *ὄον*, egg; *φορός*, bearing; *ἐκτομή*, excision]. Excision of an oviduct and an ovary.

**Salpingo-oöphoritis** (*sal-ping-go-o-o-for-i'-tis*) [*σάλπιγγξ*, tube; *ὄον*, egg; *φορός*, bearing; *ιτις*, inflammation]. Inflammation of an oviduct and an ovary.

**Salpingo-palatal** (*sal-ping-go-pal'-at-al*) [*σάλπιγγξ*, tube; *palatum*, palate]. Pertaining to the Eustachian tube and the palate. **S. Fold**, a fold of mucosa covering the levator palati muscle.

**Salpingo-pharyngeal** (*sal-ping-go-far-in'-je-al*) [*σάλπιγγξ*, tube; *φάρυγγξ*, pharynx]. Pertaining to both the Eustachian tube and the pharynx.

**Salpingo-pharyngeus** (*sal-ping-go-far-in'-je'-us*) [*σάλπιγγξ*, tube; *φάρυγγξ*, pharynx]. A muscular bundle passing from the Eustachian tube downward to the constrictors of the pharynx.

**Salpingorrhaphy** (*sal-ping-gor'-a-fe*) [*σάλπιγγξ*, tube; *ῥαφή*, suture]. Suture of the Fallopian tube.

**Salpingo-staphylinus** (*sal-ping-go-staf-il-i'-nus*) [*σάλπιγγξ*, tube; *σταφυλή*, uvula]. The abductor muscle of the Eustachian tube. **S. internus**. Synonym of *Levator palati*. See *Muscles, Table of*.

**Salpingostenochoria** (*sal-ping-go-ste-no-ko'-re-ah*) [*σάλπιγγξ*, tube; *στενός*, narrow; *χώρα*, space]. Stenosis or stricture of the Eustachian tube.

**Salpingostomy** (*sal-ping-gos'-to-me*) [*σάλπιγγξ*, tube; *στόμα*, mouth]. Establishment of a fistula of a Fallopian tube.

**Salpingotomy** (*sal-ping-got'-o-me*) [*σάλπιγγξ*, tube; *τομή*, a cutting]. The surgical division or excision of a Fallopian tube.

**Salpingostercocyesis** (*sal-ping-gis-ter-o-si-e'-sis*) [*σάλπιγγξ*, tube; *ὑστέρα*, womb; *κίησις*, gestation]. Interstitial pregnancy.

**Salpinx** (*sal'-pinks*) [*σάλπιγγξ*, tube]. A tube, especially the Eustachian or the Fallopian tube.

**Salsilago** (*sal-sil-a'-go*) [*sal*, salt]. Salty liquid.

**Salsuginose** (*sal-su'-jin-ōz*) [*salsugo*, saltiness]. In biology, growing in brackish soil, or in situations liable to an overflow of salt water.

**Salt** [*sal*, salt]. A common name for sodium chlorid. See *Sodium*. In chemistry, a substance produced by the union of a base or radicle acting as such with an acid. See also *Sal*. **S., Acid**, a salt formed from a dibasic or polybasic acid in which only a portion of the replaceable hydrogen atoms has been replaced by the base. This salt, therefore, has acid

properties. **S., Bakers'**, sodium bicarbonate. **S., Basic**, a compound formed by the union of a normal salt with a basic oxid or hydroxid. **S., Bay**, sodium chlorid; also the sea-salt obtained by the evaporation of sea-water by solar heat. **S., Bitter**, magnesium sulphate. **S.-cake**, crude sodium sulphate obtained in the manufacture of sodium carbonate by what is known as Leblanc's process. **S., Cheltenham**, a mixture, in equal proportions, of magnesium sulphate, sodium sulphate, and sodium chlorid, or of similar salts. **S., Common**, sodium chlorid. **S., Diuretic**, potassium acetate. **S., Double**, one in which the hydrogen atoms of an acid are replaced by two metals. **S., Epsom**, magnesium sulphate. **S.-flour**, finely crystalline potassium nitrate. **S. Frog**, a frog from whose vascular system all blood has been artificially removed and replaced by normal salt-solution. Also known as *Cohnheim's Frog*. **S., Glaser's Polychrest**, potassium sulphate. **S., Glauber's**, sodium sulphate. **S., Halogen**, **S., Haloid**, any salt of the halogen elements, bromin, chlorin, fluorin, iodin. **S., Hornberg's Sedative**, boric acid. **S., Lémery's**, potassium sulphate. **S., Marine Epsom**, magnesium chlorid. **S., Martial Sea**, iron chlorid. **S., Microcosmic**,  $\text{NaH}_2\text{N}_2\text{PO}_4 \cdot 4\text{H}_2\text{O}$ , a reagent in blow-pipe analysis. **S., Monsel's**, subsulphate of iron, used chiefly in solution as a styptic. **S., Neutral**, one formed by the replacement of all of the hydrogen atoms of an acid by a base or a radicle. **S., Normal**. Synonym of *S., Neutral*. **S., Oxy-**, **S., Oxygen**, a salt of an oxy-acid, *i. e.*, one containing oxygen. **S., Purgative**. Synonym of *S., Epsom*. **S. Rheum**, a form of chronic eczema. **S. of Riverius**, neutral potassium citrate. **S., Rochelle**, sodium and potassium tartrate. **S., Rock**, native sodium chlorid, occurring in crystalline masses; also the large crystals of sodium chlorid obtained in its manufacture from sea-water. **S., Schlippe's**, sodium sulphantimoniate. **S., Sea**, the sodium chlorid obtained by the evaporation of sea-water. It is not perfectly pure. **S., Sedative**, boric acid. **S., Seidlitz**, magnesium sulphate. **S. of Seignette**, sodium and potassium tartrate. **S., Smelling**, any pungent, irritant salt which when inhaled usually acts reflexly as a respiratory or circulatory stimulant. Ammonium carbonate is generally used. **S.-solution**, a solution of sodium chlorid in distilled water. One containing from 0.6 to 0.75 per cent. of sodium chlorid is known as a *normal* or *physiologic salt-solution*, and on account of its un-irritating character is much used in physiologic experiments on living tissues. In medicine, it has been employed to restore to the system the fluids lost by severe hemorrhage or profuse diarrheal discharges. Infusions of salt-solution are made either into the subcutaneous tissues or into a vein; sometimes also into the rectum. **S., Table**, sodium chlorid. **S., Wall**, calcium nitrate. The name has been given to it because it is found on the walls of stables and similar places over which urine flows. **S.-wort**. See *Glaux*.

**Saltation** (*sal-ta'-shun*) [*saltare*, to dance]. The dancing or leaping sometimes noticed in chorea.

**Saltatorial** (*sal-tat-o'-re-al*) [*saltare*, to dance, to leap]. Applied to such animals as progress by leaping.

**Saltatoric** (*sal-tat-or'-ik*) [*saltare*, to dance]. Pertaining to dancing or leaping. **S. Cramp** or **Spasm**, a clonic spasm which sometimes attacks a patient when he attempts to stand, causing him to leap or jump. It is rare and transient, and is quite distinct from the condition known as palmus. See *Palmus*.

**Saltatory** (*sal-tat-or'-e*). Synonym of *Saltatoric*. **S. Theory of Evolution**, in biology, that form of the doctrine of evolution which holds that the evolution of



- species is frequently marked by abrupt variations. Cf. *Natism*.
- Salter, Incremental Lines of.** Lines due to want of uniformity in the calcification of the outer zone of dentine. See *Lines, Table of*. **S.'s Swing**, a movable suspension-cradle for a fractured leg.
- Saltpeter** (*sawlt-pe'-ter*) [*sal*, salt; *πετρα*, rock]. Native potassium nitrate. See *Potassium*. **S., Chile**, sodium nitrate. **S., Lead**, lead nitrate. **S., Lime**, calcium nitrate. **S., Lye**, the liquor obtained by treating saltpeter with water.
- Salts** (*sawltz*) [*sal*, salt]. A popular name for Epsom salt, or magnesium sulphate. See also *Glauber's Salt*, *Rochelle Salt*, etc. under *Salt*.
- Saltus** (*sal'-tus*) [L.]. 1. A leap. 2. Vulva.
- Salubrious** (*sa-lu'-bre-us*) [*salus*, health]. Healthful; applied especially to telluric and atmospheric conditions.
- Salubrity** (*sa-lu'-brit-e*) [*salubritas*, healthfulness]. The state or character of being wholesome.
- Salufer** (*sal'-u-fer*) [*salus*, health; *ferre*, to bring]. Sodium silico-fluorid, recommended as an antiseptic and deodorant. Unof.
- Salumin** (*sal'-u-min*) [*salix*, willow; *aluminum*]. Aluminum salicylate. It is employed in the treatment of diseases of the nose and throat.
- Salutary** (*sal'-u-ta-re*) [*salus*, health]. Promotive of health.
- Salutiferous** (*sal-u-tif'-er-us*) [*salutifer*, health-bringing; *ferre*, to bear]. Medicinal; health-bearing.
- Salvatella** (*sal-vat-el'-ah*) or **Vena salvatella** [*salvatus*, from *salvare*, to save]. The vein on the back of the little finger. See *Vein*.
- Salve** (*sahv*) [ME., *salve*, salve]. Ointment. **S.-bug**, a sailor's name for various parasitic crustaceans or "fish-lice," one of which, *Caligus curtus*, lives upon the common cod-fish. These crustaceans are made into salves by mariners. Unof. **S., Deshler's**, compound resin cerate.
- Salver-shaped** (*sal'-ver-shāpt*) [*salva*, a plate]. In biology, applied to corollas having a slender tube, spreading suddenly into a flat limb, as a phlox.
- Salvia** (*sal'-ve-ah*) [L.]. Sage. The leaves of *S. officinalis*, common garden sage. Its properties are due to tannin, a resin and a volatile oil. It is tonic, stimulant, and astringent.
- Salviol** (*sal'-ve-ol*) [*salvia*, sage; *oleum*, oil],  $C_{10}H_{16}O$ . A liquid substance obtained from oil of sage.
- Salvioli, Micrococcus of.** See *Bacteria, Synonymatic Table of*.
- Samadera or Samandura** (*sam-ad-el'-rah* or *sa-man'-du-rah*). [E. Ind.] A genus of old-world trees of the simarubaceous type. **S. indica** produces a bitter, febrifugal bark. Unof.
- Samara** (*sa-mar'-ah* or *sam'-ar-ah*) [*samara*, also *samera*, the fruit of the elm]. In biology, an indehiscent dry fruit provided with a wing-like appendage, as the fruits of the ash and elm.
- Samariform** (*sam-ar'-if-orm*) [*samara*, the seed of an elm; *forma*, form]. In biology, having the form of a samara.
- Samaritan** (*sa-mar'-it-an*) [*Σαμαρείτης*, a Samaritan]. 1. A benevolent person, or benefactor of the helpless. 2. Devoted to charitable work or to the service of the helpless, as a *S. Hospital*. **S.'s Balsam**, a mixture of wine and oil, formerly used in treating wounds. **S. Schools**, schools established for the instruction of the general public in the means of giving prompt succor to the wounded and injured before the arrival of the physician. In England these schools are known as ambulance-classes.
- Samaritanism** (*sa-mar'-it-an-izm*) [*Σαμαρείτης*, a Samaritan]. Active philanthropy; devotion to the relief of suffering.
- Samarium** (*sam-a'-re-um*) [L.]. A metallic element belonging to the didymium group. Symbol Sm; atomic weight 150.
- Samaroid** (*sam'-ar-oid*). Same as *Samariform*.
- Sambucus** (*sam-bu'-kus*) [L., *gen.*, *Sambuci*]. Elder. The flowers of *S. canadensis* and *S. nigra* (B. P.); stimulant and diaphoretic. The inner bark of *Sambucus* is cathartic. Dose gr. xxx-3j in hot infusion. **S. Aqua** (B. P.) Dose ʒj-ij.
- Sampsuchine** (*samp'-su-kine*) [*σάμψυχος*, marjoram]. An old name for marjoram.
- Samshu** (*sam'-shu*) [Chinese]. An alcoholic drink distilled in China from rice or millet, or both.
- Samuel's Theory of Inflammation.** See *Theory*.
- Sanable** (*san'-a-bl*) [*sanare*, to heal]. Curable.
- Sanation** (*san-a'-shun*) [*sanare*, to heal]. The process of healing; cure.
- Sanative** (*san'-at-iv*) [*sanare*, to heal]. Promoting health.
- Sanatol** (*san'-at-ol*). The trade name of a disinfectant said to consist of sulphuric acid, esters of phenol, and its homologues.
- Sanatorium** (*san-at-ol'-re-um*) [*sanare*, to heal]. An establishment for the treatment of the sick; especially a private hospital. See *Sanitarium*.
- Sanatory** (*san'-at-or-e*) [*sanare*, to heal]. Curative.
- Sand** [ME., *sand*, sand]. Fine, rounded, polished grains of silicic acid. **S.-bath**, a vessel containing dry sea-sand in which a substance requiring a slowly-rising and uniform temperature may be heated. See *Bath*; also, *Ammotherapy*, *Saburration*, *Psammism*. **S., Brain**. See *Acerulus*. **S.-crack**, a crack or fissure in the hoof of a horse, extending from the coronet toward the sole, and due to a diseased condition of the horn-secreting membrane. **S.-flea**. See *Chigoe*. **S.-lobster**. See *Buckle-shell*.
- Sandalwood** (*san'-dal-wud*). See *Santalum album*.
- Sandarac** (*san'-dar-ak*) [*σάνδαράκη*]. A white, transparent resin, produced by *Callitris quadrivalvis*, a tree of North Africa, and by other species. It is now seldom used in medicine. **S., German**, the resin of the common juniper.
- Sane** (*sān*) [*sanus*, whole]. 1. Mentally sound; of a sound mind. 2. Healthy, free from disease.
- Saneness** (*sān'-nes*). Same as *Sanity*.
- Sanford's Mixture.** See *Anesthetic*.
- Sangaree** (*sang-ga-re'*) [Sp., *sangría*]. A sweetened and flavored drink, consisting essentially of diluted wine or porter.
- Sänger's Operation.** See *Operations, Table of*.
- Sang-mêlé** (*sang-ma-la'*). See *Mulatto*.
- Sangrado** (*sang-gra'-do*) [*sanguis*, bloody]. A term sometimes applied to a physician who employs blood-letting extensively. From Le Sage's novel of "Gil Blas," in which a Doctor Sangrado treats all diseases by blood-letting.
- Sanguicolous** (*sang-gwi'-o-lus*) [*sanguis*, blood; *colere*, to inhabit]. Living in the blood, as a parasite.
- Sanguiferous** (*san-gwi'-er-us*) [*sanguis*, blood; *ferre*, to carry]. Carrying, or conveying, blood.
- Sanguification** (*sang-gwi'-ik-a'-shun*) [*sanguis*, blood; *facere*, to make]. The formation of blood; hematogenesis. Conversion into blood, as of the elements absorbed from the intestines.
- Sanguifluous** (*sang-gwi'-lu-us*) [*sanguis*, blood; *fluere*, to flow]. Running with blood.
- Sanguigenous** (*sang-gwi'-en-us*) [*sanguis*, blood; *γεννησ*, producing]. Producing blood.
- Sanguinaria** (*sang-gwin-a'-re-ah*) [*sanguis*, blood]. Blood-root. The rhizome of *S. canadensis*. Its

properties are due to an alkaloid, sanguinarin,  $C_{17}H_{15}NO_4$ . In large doses it causes vomiting and purging. Toxic doses cause convulsions, and then paralysis; death results from failure of respiration. It is used as an expectorant in chronic bronchitis. **S.**, **Acetum**, vinegar of sanguinaria; sanguinaria 10, dil. acetic acid 90. Dose  $\mathfrak{M}$ x-xxx; as an emetic  $\mathfrak{Z}$ ij- $\mathfrak{Z}$ ss. **S.**, **Ext.**, **Fld.** Dose  $\mathfrak{m}$ j-v as an expectorant,  $\mathfrak{M}$ x-lx as an emetic. **S.**, **Tinct.**, 15 per cent. strong. Dose  $\mathfrak{M}$ v- $\mathfrak{Z}$ j as an expectorant,  $\mathfrak{Z}$ j-ijj as an emetic. **Sanguinarin**, the alkaloid, unof. Dose gr.  $\frac{1}{8}$ - $\frac{1}{4}$ ; as an emetic gr.  $\frac{1}{2}$ -j. **Sanguinarin Nitrate**. Unof. Expectorant. Dose gr.  $\frac{1}{10}$ - $\frac{1}{4}$ .

**Sanguinarin** (*sang-gwin'-ar-in*) [*sanguis*, blood]. 1. The alkaloid of sanguinaria. 2. The precipitate from a tincture of the root of *Sanguinaria canadensis*; emetic, stimulant, diuretic, emmenagogue, antiseptic, errhine, antiperiodic, etc. Dose 1 to 3 grains. Unof.

**Sanguine** (*sang'-gwin*) [*sanguis*, bloody]. 1. Bloody. 2. Hopeful. **S. Temperament**, a hopeful, active, energetic disposition.

**Sanguineous** (*sang-gwin'-e-us*) [*sanguis*, blood]. Pertaining to the blood. Bloody; blood-red. **S. Cyst**, a cyst containing blood-stained fluid.

**Sanguinicolous** (*sang-gwin-ik'-o-lus*). Same as *Sanguicolous*.

**Sanguification** (*sang-gwin-if-ik-a'-shun*). See *Sanguification*.

**Sanguinity** (*sang-gwin'-it-e*) [*sanguis*, blood]. The quality of likeness or dissimilarity between parents, a certain degree of the latter being most favorable for the production of well-organized offspring. "Parents who are more similar (**Consanguine**), or more dissimilar (**Exsanguine**), will probably have inferior offspring" (Mercier).

**Sanguinivorous** (*sang-gwin-iv'-or-us*) [*sanguis*, blood; *vorare*, to devour]. Same as *Sanguivorous*.

**Sanguinol** (*sang'-gwin'-ol*) [*sanguis*, blood; *oleum*, oil]. A hematonic constituted of the iron combinations found in plants and animals. It consists of evaporated blood and hemoglobin in liquid form, and is free from the intermediate products of the degeneration of albuminous bodies. It consists of natural blood-salts 46 parts, oxyhemoglobin 10 parts, and peptonized muscle-albumin 44 parts.

**Sanguinolent** (*sang-gwin'-o-lent*) [*sanguis*, blood]. Having the appearance of blood; tinged with blood.

**Sanguinous** (*sang'-gwin-us*). Same as *Sanguinary*.

**Sanguis** (*sang'-gwis*) [L.]. Blood.

**Sanguisuction** (*sang-gwis-uk'-shun*) [*sanguis*, blood; *suctus*, p.p. of *sugere*, suck]. The abstraction of blood by suction, as by a leech or other parasite.

**Sanguisuga** (*sang-gwi-su'-gah*) [*sanguis*, blood; *sugere*, to suck]. A blood-sucker. A leech. **S. medicinalis** or **officinalis**, a leech.

**Sanguisugent** (*sang-gwis-ut'-jent*) [*sanguis*, blood; *sugere*, to suck]. Bloodsucking.

**Sanguivorous** (*sang-gwi-v'-or-us*) [*sanguis*, blood; *vorare*, to devour]. Feeding on blood, as a leech.

**Sanicle** (*san'-ik-l*) [*saniculum*, sanicle]. Any plant of the genus *Sanicula*. **S. europæa**, of the old world, and **S. marilandica**, of America, are considered to be antispasmodic, diaphoretic, and stimulant. Unof.

**Sanies** (*sa'-ne-éz*) [L.]. The thin, fetid, greenish, sero-purulent fluid discharged from ulcers, wounds, and fistulas.

**Sanious** (*sa'-ne-us*) [*sanies*]. Pertaining to or resembling sanies. **S. Pus**. See *Pus*.

**Sanitarian** (*san-it-a'-re-an*) [*sanitas*, health]. One skilled in sanitary science.

**Sanitarium** (*san-it-a'-re-um*) [*sanitas*, health]. A

health-station. A place or institution where the conditions are such as especially to promote health and vigor. The word is often incorrectly employed for sanatorium, which is a hospital or place for curing those who are sick. A sanitarium may be used as a sanatorium but it is not necessarily the same thing.

**Sanitary** (*san'-it-a-re*) [*sanitas*, health]. Pertaining to health, or preventing disease; not, as often used, pertaining to the cure of disease. **S. Science**, the science which includes a consideration of all that can be done for the prevention of disease and the promotion of the public health.

**Sanitas** (*san'-it-as*) [L.]. Health. Also a proprietary antiseptic solution, containing hydrogen dioxid, camphor, and camphoric acid.

**Sanitation** (*san-it-a'-shun*) [*sanitas*, health]. The application or enforcement of sanitary rules or laws.

**Sanity** (*san'-it-e*) [*sanitas*; *sanus*, sound]. Soundness of mind.

**Sansom's Inhaler**. See *Anesthetic*.

**Sanson-Purkinje's Images**. See *Purkinje-Sanson*.

**Santalal** (*san'-tal-in*) [*santalum*, sandalwood],  $C_{15}H_{14}O_3$ . 1. The coloring-matter of red sandalwood, obtained by evaporating the alcoholic infusion to dryness. It is a red resin, fusible at  $212^\circ$  F., and is very soluble in acetic acid as well as in alcohol. essential oils, and alkaline lyes. See *Pigments*, *Conspectus of*. 2.  $C_{14}H_{12}O_4$ . The active principle of *Red Saunders*. It crystallizes in minute red prisms soluble in alcohol and ether.

**Santalum** (*san'-tal-um*) [L.]. *Pterocarpus lignum* (B. P.). White Sandalwood. The wood of a species of *S. album* and *S. citrinum*, or yellow sandalwood. It yields oil of santal, an astringent oil, useful in chronic bronchitis and gonorrhea. It is often adulterated with oil of cedar. Dose of the volatile oil  $\mathfrak{M}$ x-xxx, in emulsion or capsule; of the fld. ext., unof., alcoholic,  $\mathfrak{Z}$ j-ijj. **S. rubrum**, Red Saunders, the wood of *Pterocarpus santalinus*, imparts a brilliant-red color to ether and alcohol.

**Santonin Acid** (*san-ton'-ik*) [*σαντονικόν*, wormwood],  $C_{15}H_{20}O_4$ . An acid obtained by treating santonin with alkalis.

**Santonica** (*san-ton'-ik-ah*) [*σαντονικόν*, wormwood]. Levant Wormseed. The flower-heads of *Artemisia maritima*, the properties of which are due to a crystalline principle, santonin,  $C_{15}H_{18}O_3$ . The flower-heads yield about 2 per cent. of santonin, which is a very efficient anthelmintic against the round-worm, *Ascaris lumbricoides*. In large doses it produces yellow vision, and gives a yellow color to the urine. In toxic doses it causes headache, vertigo, sometimes convulsions, and death by respiratory paralysis. **Santonini**, **Troch.** (B. P.) Each contains gr. ss of the active principle. Dose ij-x. **Sodii santoninas**,  $2NaC_{15}H_{19}O_7H_2O$ , colorless rhombic crystals. Dose gr. ij-x. This preparation is much less effective as a vermifuge than santonin, and is also much more poisonous. **Sodii sant. Troch.**, each contains gr. j of the preceding. Dose ij-x.

**Santonin**, **Santoninum** (*san'-to-nin*, *san-to-ni'-num*) [*santoninum*, gen., *Santonini*; (U. S. P.)],  $C_{15}H_{18}O_3$ . The active principle of wormseed; it crystallizes in shining prisms, and melts at  $170^\circ$  C. It is odorless, insoluble in cold water, and an active poison. It is one of the most efficacious vermifuges for round-worms. Dose gr.  $\frac{1}{4}$  to gr. ij. See *Santonica*.

**Santoninate** (*san-ton'-in-ât*) [*σαντονικόν*, wormwood]. Any salt of santoninic acid. See *Santonica*.

**Santoninic Acid** (*san-to-nin'-ik*). See *Acid*.

**Santorini**, **Canal of**. See *Canal*. **S.**, **Cartilages of**. See *Cartilage*. **S.**, **Duct of**. See *Duct*. **S.**, **Fis-**



- sure of.** See *Fissures, Table of.* **S.'s Muscles.** See *Muscles, Table of.* **S.'s Tubercles,** the cornicula laryngis.
- Sap** [*sapo*, must, new wine boiled]. The nutritive fluid which circulates by endosmosis in plants. **S.-cavity,** in biology, one of the sacs in the leaves of plants, filled with sap. **S.-green.** Same as *Bladder-green.* **S.-wood.** See *Alburnum.*
- Saphena** (*sa-fe'-nah*) [*σαφήνη*, manifest: *pl., Saphene'*]. A name given two large veins of the leg—the internal or long, and the external, or short saphena.
- Saphenal** (*sa-fe'-nal*). Same as *Saphenous.*
- Sapheno-tibial** (*sa-fe'-no-tib'-e-al*) [*σαφήνης*, manifest; *tibia, tibia*]. Pertaining to the tibial and the saphenous veins. **S. Vein,** a vein that runs from the long saphenous to one of the tibial veins.
- Saphenous** (*sa-fe'-nus*) [*σαφήνης*, manifest]. Pertaining to the saphena veins. **S. Nerves.** See *Nerves, Table of.* **S. Opening,** an opening in the fascia lata at the upper part of the thigh anteriorly, the external terminus of the femoral canal, where a complete femoral hernia emerges and becomes subcutaneous. **S. Veins.** See *Saphena.*
- Sapid** (*sap'-id*) [*sapere*, to taste]. Capable of being tasted.
- Sapientia** (*sa-pe-en'-she-ah*) [L.]. Wisdom. **Sapientia dentis,** the posterior or third molar teeth.
- Sapo** (*sa'-po*) [L., *gen., Saponis*]. (**Sapo duris**, B. P.) 1. Soap. 2. Of the U. S. Ph., castile soap, one made from olive-oil by treating it with sodium hydroxid. **S. alba**, olive-oil soap, castile soap. **S. animalis**, curd soap. Unof. Prepared from animal fat and soda. **S. calcis**, lime soap. See *Linimentum calcis*. **S. durus**, hard soap, made with olive-oil and soda. **S. emplastrum**, soap-plaster, has soap 10, lead-plaster 90 parts. **S. fuscus**, brown soap. **S. fuscum**, **emplast.** (B. P.), curd soap, yellow wax, olive-oil, oxid of lead, vinegar. **S., Liniment.,** soap 7, camphor 45, oil of rosemary 1, alcohol 75, water q.s. **S. medicatus**, made from almond-oil and soda. **S. mollis**. Unof. Made from olive-oil and potash. **S. mollis**, Lin., tincture of green soap. **S. plumbi oxid.**, lead-soap. See *Lead-plaster*. **S. viridis** (**S. mollis**, B. P.), green soap, soft, and usually brown in color. **S. viridis**, Tinct., green soap 65, oil of lavender 2, alcohol q. s. ad 100 parts. Similar to opodeldoc.
- Sapo-carbol** (*sap'-o-kar'-bol*) [*sapo*, soap]. A tar-oil-soap solution. A disinfectant of unknown composition and uncertain activity.
- Saponaceous** (*sap-o-na'-se-us*) [*sapo*, soap]. Having the nature of soap.
- Saponaria** (*sap-o-na'-re-ah*). See *Soapwort*.
- Saponic Acid** (*sap-on'-ik*). Synonym of *Sapogenin*.
- Saponification** (*sap-on-if-ik-a'-shun*) [*sapo*, soap; *facere*, to make]. 1. Conversion into soap. 2. The process of decomposing a neutral fat into glycerin and a fatty acid by the action of an alkali, which combines with the fatty acid, forming a soap. **S. Equivalent**, a term used to indicate the number of grams of an oil saponified by one equivalent in grams of an alkali. **S., Fermentation**, saponification brought about by the action of a ferment.
- Saponiment** (*sap-on'-im-ent*) [*sapo*, soap]. A term denoting a medicinal compound of soap.
- Saponin** (*sap'-o-nin*) [*sapo*, soap],  $C_{42}H_{84}O_{18}$ . A glucosid contained in the roots of *Saponaria officinalis* and other plants; a white, amorphous powder, provoking sneezing, and in aqueous solution forming a strong lather. Dose gr.  $\frac{1}{10}$ – $\frac{1}{2}$ .
- Saporific** (*sap-o-rif'-ik*) [*sapor*, savor; *facere*, to make]. Producing taste, flavor, or relish.
- Saporous** (*sap'-o-rus*) [*sapor*, savor]. Having flavor or taste.
- Sapotoxin** (*sap-o-tox'-in*) [*sapo*, soap; *τοξικόν*, poison],  $C_{17}H_{30}O_{10}$ . An active protoplasmic poison obtained from saponin. It is a glucosid.
- Sappey's Accessory Portal System.** Numerous small vessels formed around the liver and gall-bladder, in the suspensory ligament, and in the gastro-epiploic omentum, in cases of hepatic cirrhosis. It is for the purpose of compensatory circulation.
- Sapphism**, or **Sapphismus** (*saf'-izm, saf-iz'-mus*) [from *Σαφώ*, *Sappho*, a Greek poetess]. Tribadism. The unnatural passion of one woman for another.
- Sapremia** (*sap-re'-me-ah*) [*σαπρός*, putrid; *αἷμα*, blood]. A febrile condition due to introduction into the blood of the products of putrefaction.
- Sapremic** (*sap-re'-mik*) [*σαπρός*, putrid; *αἷμα*, blood]. Affected with, of the nature of, or pertaining to, sapremia.
- Saprin** (*sap'-rin*) [*σαπρός*, rotten]. A non-poisonous ptomain, the product of bacterial decomposition of flesh.
- Saprodontia** (*sap-ro-don'-she-ah*) [*σαπρός*, rotten, carious; *ὀδούς*, tooth]. Caries or rottenness of the teeth.
- Saprogenic** (*sap-ro-jen'-ik*) [*σαπρός*, rotten; *γεννᾶν*, to beget]. Causing putrefaction; caused by putrefaction.
- Saprogenous** (*sap-roj'-en-us*) [*σαπρός*, rotten; *γεννᾶν*, to beget]. Arising in decaying matter.
- Saprol** (*sap'-rol*) [*σαπρός*, putrid]. A mixture of crude cresols, to which considerable quantities of pyridin are attached, with carbohydrates. It is probably derived in the process of refining petroleum, and is used for coarse disinfection.
- Saprophilous** (*sap-roff'-il-us*) [*σαπρός*, rotten; *φιλεῖν*, to love]. Infesting decaying matter.
- Saprophyte** (*sap'-ro-fit*) [*σαπρός*, putrid; *φυτόν*, a plant]. In biology, a chlorophyllless plant which derives its sustenance from decaying organic matters.
- Saprophytic** (*sap-ro-fit'-ik*) [*σαπρός*, rotten; *φυτόν*, plant]. In biology, growing on or in decaying organic matter.
- Saprophytism** (*sap'-ro-fi-tizm*) [*σαπρός*, rotten; *φυτόν*, plant]. The quality of being saprophytic.
- Sapropyræ** (*sap-ro-pi'-rah*) [*σαπρός*, putrid; *πῦρ*, fire]. 1. Malignant typhus, or putrid fever. 2. Any fever due to putrid infection.
- Saprostomous** (*sap'-ros'-to-mus*) [*σαπρός*, putrid; *στόμα*, mouth]. Having a fetid breath.
- Saprotypus** (*sap-ro-ti'-fus*) [*σαπρός*, putrid; *τύφος*, stupor]. Malignant or putrid typhoid fever.
- Saraca indica** (*sar'-ak-a in'-dik-ah*) [L.]. Asak; Jasundi. The bark is reputed as an astringent uterine sedative, useful in menorrhagia. Dose of the fld. ext.  $\eta\chi v-\zeta j$ . Unof.
- Sarapus** (*sar'-ap-us*) [*σαῖπεν*, to sweep; *ποῦς*, foot]. A flat-footed person.
- Sarcepiptocle** (*sar-sep-ipt'-lo-sel*) [*σάρξ*, flesh; *ἐπίπλοον*, omentum; *κίλη*, tumor]. An omental hernia with sarcocele, or with great thickening of the omentum.
- Sarchydrocele** (*sar-kil'-dro-sel*). Synonym of *Hydro-sarcocele*.
- Sarcin** (*sar'-sin*) [*σάρξ*, flesh],  $C_5H_4N_4O$ . *Hypoxanthin*, a constant attendant of xanthin in the animal organism. It crystallizes in needles, not very soluble in water, but dissolved by alkalies and acids.
- Sarcina** (*sar-si'-nah*) [L., a bundle]. A genus of *Schizomycetes*, or bacteria, having spheric or ovoid cells dividing in three directions, thus producing cubic masses of greater or less size. See *Bacteria, Synonymatic Table of*.

- Sarcinic** (*sar-sin'-ik*) [*σάρκινος*, of flesh]. Pertaining to or caused by sarcinae.
- Sarcitis** (*sar-si'-tis*) [*σάρψ*, flesh; *ιτις*, inflammation]. Inflammation of fleshy tissue; especially inflammation of muscle.
- Sarco-** (*sar'-ko-*) [*σάρψ*, flesh]. A prefix to denote connection with or relation to flesh.
- Sarco-adenoma** (*sar'-ko-ad-en-o'-mah*) \* [*σάρψ*, flesh; *αδην*, gland; *ωμα*, tumor]. A fleshy glandular tumor.
- Sarcobasis** (*sar-kob'-as-is*) [*σάρψ*, flesh; *βάσις*, a step, foot]. See *Carcerule*.
- Sarcoblast** (*sar'-ko-blast*) [*σάρψ*, flesh; *βλαστός*, germ]. In biology, a protoplasmic germinal mass.
- Sarcoblastic** (*sar'-ko-blas'-tik*) [*σάρψ*, blast; *βλαστός*, sprout]. Of the nature of a sarcoblast.
- Sarcocarp** (*sar'-ko-karp*) [*σάρψ*, flesh; *καρπός*, fruit]. In biology, a fleshy, succulent mesocarp.
- Sarcocele** (*sar'-ko-sel*) [*σάρψ*, flesh; *κύλη*, a tumor]. A solid or fleshy tumor of the testicle. **S. of the Egyptians**, elephantiasis of the scrotum. **S., Malignant**, any malignant tumor of the testicle.
- Sarcocol, Sarcocolla** (*sar'-ko-kol*, *sar'-ko-kol'-ah*) [*σάρψ*, flesh; *κόλλα*, glue; named from its vulnerary power]. 1. A gum-like drug, much used in India and Arabia, supposed to be the product of some species of *Astragalus*. 2. An African resin with purgative qualities, the product of various plants of the genera *Penca* and *Sarcocolla*. It is acrid and nauseous. Unof.
- Sarcocollin** (*sar'-ko-kol'-in*) [*σάρψ*, flesh; *κόλλα*, glue],  $C_{22}H_{19}O_{10}$ . A brownish, sweetish substance obtained from sarcocolla.
- Sarcoptes** (*sar'-kok-op'-tēz*) [*σάρψ*, flesh; *κόπτειν*, to cut]. A preferable term for sarcoptes.
- Sarcocystidia** (*sar'-ko-sis-tid'-e-ah*) [*σάρψ*, flesh; *κύστις*, cyst]. A sub-class of the sporozoa. **Sarcocystis miescheri** is a parasite found in pork and beef; it is very common, but it is not known to be injurious to butchers' meat. See also *Parasites (Animal)*, *Table of*.
- Sarcode** (*sar'-kod*) [*σαρκώδης*, flesh-like]. In biology, a term applied by Dujardin to the protoplasm of cells. Cf. *Protoplasm*.
- Sarcoderm** (*sar'-ko-derm*) [*σάρψ*, flesh; *δέρμα*, skin]. In biology, a fleshy layer in the coat of certain seeds.
- Sarcodic** (*sar-kod'-ik*) [*σάρψ*, flesh; *εἶδος*, like]. Of the nature of sarcode.
- Sarcodus** (*sar'-ko-dus*). Synonym of *Sarcodic*.
- Sarcodyctium** (*sar'-ko-dik'-te-nūm*) [*σάρψ*, flesh]. In biology, a protoplasmic network on the surface of the calymma of certain *Radiolaria*. Cf. *Sarcomatrix*.
- Sarcoëpiplocele** (*sar'-ko-e-píp'-lo-sel*). Synonym of *Sarcepiplocele*.
- Sarcogenic** (*sar'-ko-jen'-ik*) [*σάρψ*, flesh; *γεννᾶν*, to beget]. Producing flesh or muscle.
- Sarcoglia** (*sar'-kog'-le-ah*) [*σάρψ*, flesh; *γλία*, glue]. Sarcoplasm; a protoplasmic substance containing the granules and nuclei composing the eminence of Doyère, or the point of entrance of a motor nerve into muscular fiber.
- Sarcohydrocele** (*sar'-ko-hi'-dro-sel*) [*σάρψ*, flesh; *ὕδωρ*, water; *κύλη*, tumor]. A sarcocele complicated with hydrocele of the tunica vaginalis.
- Sarcoid** (*sar'-koid*) [*σάρψ*, flesh; *εἶδος*, shape]. Resembling or having the nature of flesh.
- Sarcolactic Acid** (*sar'-ko-lak'-tik*). See *Acid*.
- Sarcolemma** (*sar'-ko-lem'-ah*) [*σάρψ*, flesh; *λέμμα*, husk; *pl.*, *Sarcolemmata*]. The membrane that envelops a muscle-fiber.
- Sarcolemmic, Sarcolemmous** (*sar'-ko-lem'-ik*, *sar'-ko-lem'-us*) [*σάρψ*, flesh; *λέμμα*, covering]. Pertaining to or of the nature of sarcolemma.
- Sarcolobe** (*sar'-ko-lōb*) [*σάρψ*, flesh; *λοβός*, a lobe]. In biology, a fleshy cotyledon.
- Sarcologic** (*sar'-ko-loj'-ik*) [*σάρψ*, flesh; *λόγος*, science]. Pertaining to sarcology.
- Sarcologist** (*sar'-kol'-o-jist*) [*σάρψ*, flesh; *λόγος*, science]. One versed in sarcology.
- Sarcology** (*sar'-kol'-o-je*) [*σάρψ*, flesh; *λόγος*, science]. (a) The doctrine that each part nourishes a part, as held by the ancients, and revived in modern organotherapy. (b) That part of anatomy treating of the soft tissues.
- Sarcolyte** (*sar'-ko-lit*) [*σάρψ*, flesh; *λίειν*, to dissolve]. A cell which is actively concerned in effecting the retrograde metamorphosis of soft tissues.
- Sarcoma** (*sar'-ko-mah*) [*σάρψ*, flesh; *ωμα*, tumor; *pl.*, *Sarcomata*]. A connective-tissue tumor in which the cells so predominate in number, and often also in size, that the intercellular substance becomes a secondary element. It may also be defined as a tumor made up of embryonal connective tissue. Sarcomata are malignant tumors, the small-celled forms and those of soft consistency excelling in this respect. They appear, as a rule, at an earlier age than carcinoma. The problem of their causation is not solved: in many instances it is possible to trace a history of injury. It is probable, however, that the trauma merely acts as a predisposing cause. To the naked eye sarcomata appear, as the etymology of the word indicates, flesh-like. Microscopically, the picture varies with the variety of tumor, and whether it is a round-cell, a spindle-cell, or a giant-cell sarcoma, or one of the other derivative forms. Sarcomata are well supplied with blood, which, however, is not contained in true vessels, but in spaces lined by endothelium. They are often combined with other new-growths, especially with the so-called mixed tumors and with certain congenital neoplasms, as the rhabdomyoma. The most frequent seats of sarcoma are the connective-tissue of the skin, periosteum, intermuscular septa, tendons, subserous connective-tissue, and the eye. The following are the chief varieties: **S., Alveolar**, one in which alveolar spaces are filled with sarcoma-cells. The walls of those spaces are formed by embryonal tissue. The growth resembles carcinoma. **S., Angio-**, one in which the vessel-walls have been conerited into sarcomatous tissue. **S., Angio-lithic**. Synonym of *Psammoma*. **S., Chloromatous**, a round-celled sarcoma found in the periosteum of the skull. It has a greenish color. **S., Cyindromatous**, a sarcoma traversed by cylinders of myxomatous tissue. If the myxomatous degeneration affects the walls of the blood-vessels, the tumor is termed *Angio-sarcoma myxomatodes*. **S., Encephaloid**, a soft, rapidly growing sarcoma, usually of the round-cell variety. **S., Endotheliomatous**, a sarcoma formed by the multiplication of the endothelial cells of lymphatic spaces. **S., Fascicular**, **S., Fasciculated**. Synonyms of *S., Spindle-celled*. **S., Gelatinous**. Synonym of *S., Myxo-*. **S., Giant-celled**, one containing giant-cells as a prominent feature. It is comparatively benign. **S., Lympho-**, a round-celled sarcoma in which the cells are held in a reticulum. **S., Medullary**. Synonym of *S., Encephaloid*. **S., Melano-**, **S., Melanotic**, a sarcoma, usually spindle-celled, in which the cells contain a pigment, melanin. It is a very malignant tumor, occurring most often in the eye, with a tendency to metastasis to the liver, intestinal tract, skin, etc. **S., Mixed-celled**. Synonym of *S., Polymorphous*. **S., Myeloid**. Synonym of *S., Giant-celled*. **S., Myxo-**, one which in part has undergone myxomatous degeneration. **S., Nest-celled**. Synonym of *Psammoma*. **S., Net-celled**. Synonym of *S., Myxo-*. **S., Ossifying**, **S.,**



**Osteo-**, **S.**, **Osteoid**, one which has a tendency to the formation of bony tissue. **S.**, **Pigmented**. Synonym of *S.*, *Melanotic*. **S.**, **Plexiform**, an angio-sarcoma presenting an intricate interlacing of vessels covered by sarcomatous tissue. **S.**, **Polymorphous**, one containing several varieties of cells, as in the *S.*, *Giant-celled*. **S.**, **Pulpy**. Synonym of *S.*, *Encephaloid*. **S.**, **Round-celled**, one made up of round cells. There are two varieties, the *small* round-celled and the *large* round-celled sarcoma. The latter contains spindle-cells and sometimes giant cells, but the dominant feature is large round-cells. **S.**, **Spindle-celled**, one made up of spindle-cells. Also known as a *Recurrent Fibroid*.

**Sarcomatosis** (*sar'-ko-mat'-o'-sis*) [σάρξ, flesh; ὄμα, tumor]. The formation of multiple sarcomatous growths. **S. generalis**. Synonym of *Granuloma fungoides*.

**Sarcomatous** (*sar'-ko'-mat'-us*) [σάρξ, flesh; ὄμα, tumor]. Like or having the nature of sarcoma.

**Sarcomatrix** (*sar'-ko-mat'-trik*) [σάρκωμα, a fleshy excrescence; μήτηρ, mother]. A protoplasmic layer on the exterior of the capsular membrane in certain *Radiolaria*. Cf. *Sarcodyctium*.

**Sarcome** (*sar'-kōm*). Same as *Sarcoma*.

**Sarcomere** (*sar'-ko-mēr*) [σάρξ, flesh; μέρος, a part]. In biology, one of the segments into which a sarco-style or muscle-fibril appears to be divided by transverse septa. A sarcous element.

**Sarcomoscheocele** (*sar'-ko-mos'-ke-o-sēl*) [σάρξ, flesh; δσχεον, scrotum; κήλη, tumor]. A fleshy scrotal tumor.

**Sarcomphalocoele**, **Sarcomphalon** (*sar'-kom-fal'-o-sēl*, *sar'-kom'-fal-on*) [σάρξ, flesh; ὀμφαλός, navel; κήλη, tumor]. A fleshy tumor at the umbilicus.

**Sarcopeptone** (*sar'-ko-pep'-tōn*) [σάρξ, flesh; πεπτειν, to digest]. A trade name for certain proprietary predigested meat-extracts.

**Sarcophaga** (*sar'-koff'-a-gah*). Synonym of *Sarcophila*.

**Sarcophagal** (*sar'-koff'-ag-al*). Same as *Sarcophagous*.

**Sarcophagous** (*sar'-koff'-ag-us*) [σάρξ, flesh; φαγεῖν, to eat]. Flesh-eating.

**Sarcophagus** (*sar'-koff'-ag-us*) [σάρξ, flesh; φαγεῖν, to eat]. Coffin; tomb.

**Sarcophagy** (*sar'-koff'-aj-e*) [σάρξ, flesh; φαγεῖν, to eat]. The habit of eating flesh.

**Sarcophila** (*sar'-koff'-il-ah*) [σάρξ, flesh; φιλεῖν, to love]. See *Parasites*, *Table of*.

**Sarcophilous** (*sar'-koff'-il-us*) [σάρξ, flesh; φιλεῖν, to love]. Fond of flesh as food; sarcophagous.

**Sarcophyia** (*sar'-ko-fil'-e-ah*) [σαρκοφυεῖν, to produce flesh]. Sarcoma; also fungous granulations.

**Sarcophyma** (*sar'-ko-fil'-mah*) [σάρξ, flesh; φῆμα, a tumor]. A fleshy tumor.

**Sarcophyte** (*sar'-ko-fit*). Synonym of *Bioplast*.

**Sarcoplasm**, **Sarcoplasma** (*sar'-ko-plazm*, *sar'-koplaz'-mah*) [σάρξ, flesh; πλάσσειν, to mold]. The hyaline or finely granular interfibrillar material of muscle-tissue.

**Sarcoplast** (*sar'-ko-plast*) [σάρξ, flesh; πλάσσειν, to form]. 1. A cell that develops into a muscular fiber. 2. Same as *Sarcofyte*.

**Sarcopoietic** (*sar'-ko-poi-et'-ik*) [σάρξ, flesh; ποιεῖν, to make]. Producing flesh or muscle.

**Sarcopsylla** (*sar'-kop-sil'-ah*) [σάρξ, flesh; ψύλλα, flea]. A genus of siphonapterous or aphanipterous insects. See *Parasites* (*Animal*), *Table of*.

**Sarcopterygium** (*sar'-ko-ter'-ij'-e-um*). Synonym of *Pterygium carnosum*.

**Sarcoptes** (*sar'-kop'-tēs*) [σάρξ, flesh; κόπτειν, to cut]. A genus of acarids, including the itch-mite. See *Parasites*, *Table of*. **S. scabiei**. See *Scabies*.

**Sarcoptic** (*sar'-kop'-tik*) [σάρξ, flesh; κόπτειν, to cut]. Due to or caused by sarcoptes.

**Sarcoptid** (*sar'-kop'-tid*) [σάρξ, flesh; κόπτειν, to cut]. Any acaridan, or mite, of the family *Sarcoptidae*, to which the genus *Sarcoptes* belongs.

**Sarcoseptum** (*sar'-ko-sep'-tum*) [σάρξ, flesh; septum, a partition: *pl.*, *Sarcosepta*]. In biology, an ordinary septum of a *Cnidarian*, lying between two *sklerosepta*.

**Sarcosin** (*sar'-ko-sin*) [σάρξ, flesh],  $C_3H_7NO_2$ . *Methylglycocol*; a substance produced when creatin and caffeine are heated with baryta; it crystallizes in rhombic prisms that dissolve readily in water, but with difficulty in alcohol. It melts at from  $210^\circ$  to  $220^\circ$  C.

**Sarcosis** (*sar'-ko'-sis*) [σάρξ, flesh]. 1. The condition of one affected with sarcoma; sarcomatosis. 2. The formation of flesh or muscle-tissue.

**Sarcosperm** (*sar'-ko-sperm*) [σάρξ, flesh; σπέρμα, seed]. Same as *Sarcoderm*.

**Sarcosporidia** (*sar'-ko-spo'-rid-e-ah*) [σάρξ, flesh; σπόρα, seed]. Utriculariform psorosperms frequently found in the muscles of cattle, sheep, swine, and other mammals. Cf. *Miescher's Tubes*, *Rainey's Tubes*, *Sarcocystis miescheri*, under *Parasites* (*Animal*), *Table of*.

**Sarcostosis** (*sar'-ko-sto'-sis*) [σάρξ, flesh; ὀστέον, bone]. Bone-formation in muscular tissues.

**Sarcostroma** (*sar'-ko-stro'-mah*) [σάρξ, flesh; στρώμα, a covering]. A thick, fleshy, false membrane.

**Sarcostyle** (*sar'-ko-stil*) [σάρξ, flesh; στύλος, a pillar]. In biology: (a) One of the fine longitudinal elements running from end to end in a striated muscle-fiber; a muscle-fibril; a muscle-column. (b) The name given by Hincks to the sarcode mass contained in the chitinous (*sarcotheca*) lasso-cell of a *Cnidarian*.

**Sarcotheca** (*sar'-ko-the'-kah*) [σάρξ, flesh;θήκη, a sheath: *pl.*, *Sarcothecae*]. In biology, the name applied by Hincks to the chitinous cups of a thread-cell or lasso-cell of the *Cnidaria*.

**Sarco-therapeutics** (*sar'-ko-ther-ap-u'-tik*s) [σάρξ, flesh; θεραπεία, treatment]. The treatment of disease by means of animal extracts or substances. See *Organotherapy*.

**Sarcothlasia**, **Sarcothlasis** (*sar'-koth-la'-ze-ah*, *sar'-koth'-las-is*) [σάρξ, flesh; θλάσις, a crushing]. Confusion of the soft tissues.

**Sarcothlasma** (*sar'-koth-las'-mah*). Synonym of *Sarcothlasis*.

**Sarcotic** (*sar'-kot'-ik*) [σάρξ, flesh]. Producing flesh. Also, pertaining to sarcosis.

**Sarcotome** (*sar'-ko-tōm*) [σάρξ, flesh; τομή, a cutting]. A surgical instrument for the division of soft tissues.

**Sarcous** (*sar'-kus*) [σάρξ, flesh]. Fleshy. Pertaining to muscles. **S. Elements**, the dark prisms of the ultimate fibrillæ of striped muscle-fibers, formerly regarded by Bowman as the units of muscular tissue. A sarcoma.

**Sardiasis**, **Sardoniasis** (*sar-di'-as-is*, *sar-do-ni'-as-is*). Synonym of *Risus sardonius*.

**Sardonic** (*sar-don'-ik*) [Σαρδών, Sardinia]. Resembling the grimace produced by eating a certain Sardinian plant. See *Risus sardonius*.

**Sarkin** (*sar'-kin*). See *Sarcin* and *Hypoxanthin*.

**Sarment** (*sar'-ment*) [*sarmentum*, twigs, light branches]. In biology, a long, slender stolon or branch.

**Sarothrum** (*sa-ro'-thrūm*) [σάρον, a broom: *pl.*, *Sarothra*]. In biology, the comb-like or brush-like hairs of the corbiculum or pollen-basket of a bee.

**Sarracenia** (*sar-a-se'-ne-ah*) [after Dr. *Sarrazin*, of Quebec]. A genus of American insectivorous plants, e.g., side-saddle flower, or pitcher-plant, remarkable for their trumpet-shaped leaves. **S. purpurea**, **S. flava**, and **S. variolaris** are said to afford roots serviceable in dyspepsia and gout. **S. purpurea**, and **S.**

*violaris* have been vaunted as a cure for smallpox. They are diuretic, diaphoretic, and stimulant. Dose of the fld. ext. grt. xxv. See also, *Trumpet-plant*.

**Sarracenin** (*sar-a-se'-nin*) [after Dr. *Sarrazin*, of Quebec]. A substance, perhaps an alkaloid, found in *Sarracenia purpurea*.

**Sarrazin** (*sar'-az-in*). Same as *Buckwheat*.

**Sarsa** (*sar'-sah*). Same as *Sarsaparilla*.

**Sarsaparilla** (*sar-sap-ar-il'-ah*) [origin obscure]. **Sarsæ Radix** (B. P.) The root of *Smilax officinalis*, and several other species of the *Smilax* family, native to tropical America. It contains an essential oil and several extractive principles, and is diuretic, tonic and alterative. It has mild alterative properties and is a good vehicle for potassium iodid. It is used somewhat in tertiary syphilis, scrofula and similar diseases. **S.**, **Comp.**, **Fld. Ext.**, sarsaparilla 75, licorice root 12, sassafras bark 10, mezereum 3, glycerin 10, water and alcohol q. s. ad 100 parts. Dose  $\overline{5}$  ss-j. **S.**, **Comp.**, **Syr.**, fld. ext. sarsaparilla 20, fld. ext. glycyrrhiza 1.5, fld. ext. senna 1.5, sugar 65, oil of sassafras, oil of anise, and oil of gaultheria, each 1 c.c., water q. s. Dose.  $\overline{3}$ j- $\overline{3}$ ss. **S.**, **Decoct.** (B. P.) Dose  $\overline{3}$ j-x. **S.**, **Decoctum, Comp.**, sarsaparilla 10, sassafras, guaiac wood, licorice root  $\overline{a}\overline{a}$  2, mezereum 1, water ad 100 parts. Dose  $\overline{3}$ j-iv. **S.**, **Ext.**, **Liq.** (B. P.) Dose  $\overline{5}$ ss-iv. **S.**, **Fld. Ext.** Dose  $\overline{5}$ ss-j. **S.**, **Hood's**, a proprietary nostrum composed of comp. ext. sarsap., taraxacum, podophyllum and juniper in about the proportion of their dosage. **S.**, **Indian**. See *Hemidesmus*. **S.**, **Syr.**, unof., consists of a mixture of the oils of gaultheria and sassafras with syrup *ad lib*. Used as a flavoring for soda water.

**Sartian Disease**. An endemic rheumatic affection of the tropics, characterized by red indurated spots that finally ulcerate.

**Sartircureus** (*sar-tik-ru-re'-us*) [*sartor*, a tailor; *crureus*, crureus]. The sartorius muscle.

**Sartorius** (*sar-to'-re-us*) [*sartor*, tailor]. See *Muscle*.

**Sassa Gum**. A gum resembling tragacanth; the product of *Albizia fastigiata*, an African tree.

**Sassafras** (*sas'-a-fras*) [Sp., *sassafras*, sassafras]. The root-bark of *S. officinalis*. Its properties are due to a volatile oil. **S.**, **Australian**. See *Atherosperma moschata*. It is aromatic and stimulant diaphoretic. **S.**, **Infus.**, unof., "sassafras tea." Dose *ad libitum*. See *Salvop*. **S.**, **Medulla**, the pith of the sassafras stem, useful with q8 per cent. water as a demulcent drink; used also as a collyrium. **S.** **Oil**, the volatile oil. Dose m-j-v. A constituent of sarsaparilla syrup.

**Sassaparilla** (*sas-ap-ar-il'-ah*). Synonym of *Sarsaparilla*.

**Sassolin** (*sas'-o-lin*) [It., *Sasso*, a town near Florence]. A native boric acid. See *Boron*.

**Sassy Bark** (*sas'-e bark*). See *Casca*.

**Satanophobia** (*sa-tan-o-fo'-be-ah*) [Σατᾶν, Satan; φόβος, fear]. Morbid fear of the devil.

**Satellite** (*sat'-el-it*) [*satelles*, an attendant]. In anatomy, the vein accompanying an artery.

**Satiety** (*sa-ti'-e-te*) [*satis*, enough]. Fulness beyond desire.

**Satin White**. See *Pigments, Conspectus of*.

**Satterthwaite's Method**. See *Artificial Respiration*.

**Saturable** (*sat'-u-ra-bl*) [*saturabilis*, saturable]. Capable of saturation.

**Saturant** (*sat'-u-rant*) [*saturare*, to saturate]. Saturating.

**Saturate** (*sat'-u-rāt*) [*saturare*, to saturate]. Filling to excess.

**Saturated** (*sat'-u-ra-ted*) [*saturare*, to fill full]. 1. A qualification applied to compounds constituted according to the general formula  $C X_{2n+2}$  (in which

X represents the valences directly joined to C). Such compounds are known as paraffins. 2. Of a liquid, containing in solution all of a substance that it can dissolve. 3. Of solids, completely permeated with fluid. **S. Solution**. See *Saturated*, 2d definition.

**Saturation** (*sat-u-ra'-shun*) [*saturare*, to satisfy]. 1. A term used to denote that a fluid holds as much of a soluble substance as it can dissolve. 2. Also a term denoting that an atom, molecule, or radicle has combined with all the atoms, molecules, or radicles it can hold. The complete satisfaction or neutralization of valency in any molecule, so that further combination can occur only by increasing the valency of some atoms, or releasing some atom or molecule from the compound. Thus, carbon, is saturated with 4 monad or 2 dyad atoms,

H  
as H—C—H, or O = C = O. **S. of the Atmos-**  
H

**phere**, that condition in which any reduction of temperature will be followed by a precipitation of the aqueous vapor mingled with the atmosphere. **S.-point**, the temperature at which the atmosphere contains as much moisture as it can possibly hold, in the form of vapor.

**Satureia** (*sat-u-re'-e-ah*). See *Summer Savory*.

**Saturn Cinnabar**. Same as *Minium*.

**Saturnine** (*sat'-er-nin*) [*Saturnus*, a Roman deity; the alchemic symbol of lead]. 1. Pertaining to lead or produced by lead. 2. Of gloomy nature. **S. Amaurosis**. See *Saturnism*. **S. Arthralgia**. See *Saturnism*. **S. Cerebritis**. See *Encephalitis* and *S. Encephalopathy*. **S. Colic**. See *Colic*. **S. Encephalitis**, inflammation of the brain, arising from lead-poisoning. **S. Encephalopathy**, a sudden outburst of grave cerebral symptoms: convulsions, coma, delirium, headache, sometimes amaurosis. It is often fatal, but at the autopsy, the brain usually shows no lesions. **S. Paralysis**, paralysis from lead-poisoning. **S. Poisoning**, lead-poisoning. **S. Red**. Same as *Minium*.

**Saturnism** or **Saturnismus** (*sat'-er-nizm*, *sat'-er-niz'-mus*) [*Saturnus*, a Roman deity; the alchemic term for lead]. Lead-poisoning; plumbism. A chronic form of poisoning due to the more or less prolonged ingestion of small quantities of lead. It is most common in those whose occupation exposes them to contact with salts of the metal, such as painters, glaziers, workers in white-lead works, etc. Drinking-water and foods may also convey the poison to the system; so may cosmetics impregnated with lead; indeed, the sources of poisoning are manifold and often very curious. The forms of chronic lead-poisoning may be grouped as follows: 1. *Lead-colic*, the most frequent. The pain is centered about the umbilicus, the abdomen retracted, constipation obstinate, the pulse corded. 2. *Lead-palsy*, wrist-drop or drop-wrist. This is a paralysis of the extensor muscles of both forearms; it may be associated with sensory disturbances. Paralysis of the ocular and the laryngeal muscles has also been observed. 3. *Saturnine encephalopathy*, q. v. 4. *Saturnine arthralgia*. A painful affection of the joints, especially the knee, rarely the others. Objective signs are usually absent. The disease may resemble chronic gout. 5. *Chronic contracted kidney*. 6. *Amblyopia* due to atrophy of the optic nerve. The general symptoms of lead-poisoning are a marked anemia and cachexia, and a blue line at the edge of the gums.

**Satyriasis** (*sat-ir-i'-as-is*) [σάτυρος, a satyr]. 1. Excessive venereal desire. 2. Leprosy.

**Satyromania** (*sat-ir-o-ma'-ne-ah*). Same as *Satyriasis*.

**Satyromaniac** (*sat-ir-o-ma'-ne-ak*) [σάτυρος, satyr; μανία, madness]. One who is affected with satyriasis.



**Saunders** (*sahn'-derz*). See *Santalum rubrum*.

**Sauriasis** (*saw-ri'-a-sis*). Same as *Ichthyosis*.

**Sauriderma** (*saw-rid-er'-mah*) [*σαῦρα*, lizard; *δέρμα*, skin]. *Ichthyosis*.

**Sauriosis** (*saw-ri-o'-sis*). See *Ichthyosis sauroderma*.

**Sauroderma** (*saw-ro-der'-mah*). See *Sauriderma*.

**Saurogathism** (*saw-ro-gath'-na-thizm*) [*σαῦρα*, lizard; *γνάθος*, jaw]. In biology, having a lizard-like jaw; with the halves of the vomer distinct, as in certain birds.

**Saururus** (*saw-ru'-rus*) [*σαῦρος*, lizard; *οὐρά*, tail]. A genus of apetalous plants. **S. cernuus**, lizard-tail, or breast-weed. A N. American water-plant; the root, bruised or boiled, is discutient and emollient, and is said to relieve pleurodynia. Unof.

**Sausage** (*saw'-sāj*) [ME., *saucige*, sausage]. An article of food consisting mainly of minced meat with seasoning. **S.-poison**. See *Allantotoxin*. **S.-poisoning**. See *Botulismus* and *Allantiasis*.

**Sauterne** (*so-tern'*) [*Sauterne*, a place in France]. A certain white wine.

**Savanna** (*sa-van'-ah*) [Sp., *savana*, a sheet]. A treeless plain. **S.-flower**, yellow nightshade. The leaves of *Urechites suberecta*, a highly poisonous West Indian plant. It resembles aconite in action. Its properties are not fully known. Unof.

**Savelieff's Method**. See *Sputum, Methods of Examination*.

**Savigny's Tubules**. The very fine branched and amputated tubules ramifying over the wall of the intestine in nearly all the *Tunicata*, functioning as a pancreas.

**Savine** (*sav'-in*). See *Sabina*.

**Saviotti's Canals**. Fine passages between the secreting cells of the pancreas. They are now believed to be formed artificially.

**Savor** (*sa'-vor*) [*savor*, taste]. The taste or odor of a substance.

**Savory** (*sa'-vo-re*) [*savor*, odor, or flavor]. Having a pleasant odor or flavor. See *Summer Savory*.

**Savory and Moore's Food**. A Liebig's food for infants. Its composition is: Water, 8.34; fat, 0.40; grape-sugar, 20.41; cane-sugar, 9.08; starch, 36.36; soluble carbohydrates, 44.83; albuminoids, 9.63; cellulose, gum, etc., 0.44; ash, 0.89.

**Saw** [ME., *sawe*, saw]. An instrument for cutting bone. It consists of a thin blade with sharp teeth on one edge. **S., Amputating**, one especially devised for amputations. **S.-box**. See *Macrotome*. **S., Butcher's**, one which allows the blade to be fixed at any angle. **S., Chain**, one in which the teeth are set in links movable upon each other. The saw is moved by pulling alternately upon one and the other handle. **S., Crown**. See *Trephine*. **S.-dust**, small particles of wood, produced by sawing. Saw-dust was formerly used in surgery, in preparing pads for fractured bones, and as a dressing for wounds. **S., Hemp**, a cord slipped over the part to be excised, and drawn back and forth till it cuts through the tissue; it is of service in embryotomy and in amputations of deep-seated parts. **S., Hey's**, a rigid disc with saw-teeth and handle, for enlarging an opening. **S. Palmetto**, the fruit of *Serenoa serrulata*, sedative, nutritive and tonic. Dose of the fld. ext. ʒ ss-ij. Unof. **S., Skull**, the trephine. **S.-wort**. See *Pigments, Conspectus of*.

**Sawing** (*saw'-ing*). See *Sciage*.

**Sawyer's Cramp**. See *Cramp*.

**Saxatile** (*saks'-at-il*) [*saxum*, a rock]. In biology, growing upon or among rocks.

**Saxifrage** (*saks'-if-rāj*) [*saxum*, a rock; *frangere*, to break]. Any plant of the genus *Saxifraga*, including many species of herbs, to some of which doubtful medicinal properties are ascribed.

**Saxigenous** (*saks-ij'-en-us*) [*saxum*, rock; *γενής*, produced]. In biology, growing on rocks.

**Saxolinum** (*saks-o-li'-num*) [*saxum*, rock; *oleum*, oil]. Synonym of *Petrolatum*.

**Saxony Blue**. Same as *Indigo Blue*. **S. Green**. Same as *Rinnmann's Green*.

**Sayre's Apparatus, S.'s Jacket**. A jacket of plaster-of-Paris molded to support the spine in certain diseases of the vertebral column. **S.'s Method**. See *Treatment, Methods of*. **S.'s Shoe**, the high shoe used in hip-joint disease. **S.'s Sign or Test**. See *Signs and Symptoms, Table of*.

**Scab** (*skab*) [*scabere*, to scratch]. 1. The crust formed by the desiccation of the secretions of an ulcer or wound. 2. In biology: (a) *Psoroptic scabies* of domestic animals, also called, *Shab*, *Ray*, *Rubbers*, *Räude*, *Krätze*, *Schabe*, *Grind* (Ger.); *Rogne*, *Tac*, *Gall épizootique* (Fr.); *Rogna*, *Scabbia* (Ital.); *Sarna* (Sp.); *Tschesotka* (Rus.); *Rüh* (Hung.); *Skab* (Dan.); *Scabb*, (Swed.); *Maracane* (Guayana); *Carracha* (Peru); a dermatosis due to the presence of *Psoroptes communis*, var. *equi*, *bovis*, *ovis*, *caprae*, *cuniculi*. See under *Parasites (Animal)*, *Table of*. (b) A diseased condition of plants produced by a parasitic fungus, and characterized by a scabby appearance; e.g., *Apple-scab*, *Fusicladium dendriticum*, Fuckel. *Pear-scab*, *Fusicladium pyrinum*, Fuckel. *Potato-scab*, *Oöspora scabies*, *Spongopora solani*, *Fusarium diplosporium*, C. E. *Wheat-scab*, *Fusarium culmorum*. *Orange-scab*, *Cladosporium herbarum*, Pk., *Fusarium sarcochroum*, Sacc. **S.-weavers**. Synonym of *Scabies*.

**Scabbed** (*skabd*) [*scabere*, to scratch]. Mangy, affected with scabies.

**Scabby** (*skab'-e*). Same as *Scabbed*.

**Scaberulous** (*ska-ber'-u-lus*) [*scaber*, rough]. In biology, slightly roughened.

**Scabies** (*ska'-be-ēz*) [*scabere*, to scratch]. *Itch*; a parasitic skin-disease, caused by an animal parasite, the *Sarcoptes scabiei*, var. *hominis*, or itch-mite. See *Parasites (Animal)*, *Table of*. The acarus, burrowing in the epidermis, irritates the skin, causing various inflammatory lesions, such as papules, vesicles, and pustules, accompanied by intense itching. The scratching resorted to to relieve this itching produces the long scratch-marks so commonly seen in itch. The insect shows a marked predilection for certain localities, as between the fingers, the flexor surface of the wrists, the axillæ, and the buttocks. **S. norwegica**. See *Itch, Norway*, and *Sarcoptes scabiei*, var. *lupr*, under *Parasites (Animal)*, *Table of*.

**Scabiola** (*ska-bi'-o-lah*). Synonym of *Scabies*.

**Scabiophobia** (*ska-be-o-f'-be-ah*) [*scabies*, itch; *φόβος*, fear]. Morbid or insane fear of scabies.

**Scabious** (*ska'-be-us*) [*scabiosus*, rough, scabby]. 1. Scabby or scaly. 2. As a noun, any plant of the genus *Scabiosa*; popularly regarded as useful in skin-diseases and gout, and as vulneraries. Unof.

**Scabrate** (*ska'-brāt*). Same as *Scabrous*.

**Scabrid** (*ska'-brid*) [*scaber*, rough]. In biology, slightly rough.

**Scabrities** (*ska-brit'-e-ēz*) [*scaber*, rough]. Roughness; scabbiness. **S. ungium**, abnormal thickening of the finger nails.

**Scabrous** (*ska'-brus*) [*scaber*, rough]. In biology, rough or harsh to the touch, with points or hairs. Applied to leaves, etc.

**Scala** (*ska'-lah*) [L.]. A stair-case or ladder. **S., Collateral**. Synonym of *Canal, Cochlear*. **S. of Löwenberg**. Synonym of *Canal, Cochlear*. **S. media**, the space between the membrane of Reissner and the basilar membrane; containing the essential peripheral

- organs of hearing. **S.**, **Posterior Cochlear**. Synonym of *S. tympani*. **S.**, **Superior Cochlear**. *S. vestibuli*. **S. tympani**, the canal lying below the osseous lamina and the basilar membrane of the internal ear. **S. vestibuli**, the canal bounded by the osseous lamina and the membrane of Reissner. See *Ear*.
- Scalariform** (*ska-lar'-if-orm*) [*scalaria*, a ladder; *forma*, form]. In biology, shaped like a ladder. Applied to ducts or vessels on which the markings are so placed as to resemble the rounds and spaces of a ladder.
- Scald** (*skawld*) [ME., *scalden*, to scald]. 1. The burn caused by hot liquids or vapors. 2. A scabby skin-disease, especially of the scalp. **S.-head**. See *Favus*.
- Scale** (*skāl*) [ME., *scale*, a scale]. Of fishes, any one of the small semi-opaque laminae of modified epidermis covering the surface of the body. 2. An exfoliated shell of bone. 3. The semi-opaque laminae of horny epidermis occurring upon the skin in various skin-diseases. See *Squama*. **Ss.**, **Hair**, the imbricated plate-like cells forming the cortical portion of a hair.
- Scale** [*scala*, ladder]. A series of marks placed at regular distances from each other and used as standards in measuring. **S.**, **Centigrade**, **S.**, **Fahrenheit**, **S.**, **Reaumur**. See *Thermometer*.
- Scalene** (*ska'-lən*) [*σκαληνός*, uneven]. Of a figure having unequal sides.
- Scalenus** (*ska-le'-nus*). See *Muscles*, *Table of*.
- Scaler** (*ska'-ler*) [ME., *scale*, scale]. In dentistry, an instrument for removing the tartar from the teeth.
- Scalesiasis** (*ska-le-sil'-as-is*). Synonym of *Measles*.
- Scaling** (*ska'-ling*) [ME., *scale*, scale]. Desquamating; producing scales. **S. the Teeth**, an old name for the operation, in dentistry, which consists in the removal of salivary calculus, commonly called tartar, from the teeth. See *Salivary Calculus*.
- Scall** (*skawl*) [ME., *skalle*, a scab]. Favus, impetigo, psoriasis, eczema, or other skin-disease. [Old.] **S.**, **Dry**, psoriasis, scabies. **S.**, **Moist**, eczema.
- Scalled** (*skawld*) [ME., *skalle*, a scab]. Affected with scall.
- Scalma** (*ska'-mah*) [OHG., *scalmo*, pestilence]. A contagious and infectious febrile disease of the horse, with local lesions of the bronchi, trachea, and larynx, which produce cough. It is further characterized by great irritability of temper. It is rarely fatal, except from complications.
- Scalp** (*skalp*) [ME., *scalp*, the top of the head]. The integumentary covering of the cranium. **S.**, **Hairy**, that portion of the scalp usually covered by hair.
- Scalpel** (*skal-pel'*) [*scalpellum*, a little knife]. A small knife, having a blade somewhat wider than a bistoury, the cutting edge being convex.
- Scalpellum** (*skal-pel'-um*) [L., a surgical knife]. In biology, one of the lancet-like organs of the promusculi of certain insects (*Hemiptera*).
- Scalper** (*skal'-per*) [L.]. See *Scalprum*.
- Scalping** (*skal'-ping*). See *Gerdy's Operation* in *Table of Operations*.
- Scalpriform** (*ska'-prif-orm*) [*scalprum*, a knife, chisel; *forma*, form]. In biology, chisel-shaped; applied to the incisor teeth of rodents and some other mammals.
- Scalprum** (*ska'-prum*) [*scalpere*, to scrape]. A toothed raspatory used in trephining and in removing carious bone.
- Scaly** (*ska'-le*) [ME., *scale*, scale]. Covered with or having scales. **S. Tetter**. See *Psoriasis*.
- Scammonin** (*skam'-o-nin*) [*σκαμμωνία*, scammony],  $C_{34}H_{56}O_{16}$ . A glucosid found in scammony. It may be identical with jalapin.
- Scammonium**, **Scammoneum**, **Scammony** (*skam-o'-*
- ne-um*, *skam'-o-ne*) [*σκαμμωνία*, scammony; *gen.*, *Scammonii*]. A purgative gum-resin, the dried juice of the root of *Convolvulus scammonia*, a South-western Asiatic plant. It is generally given in combination with other drugs. Its properties are due to an active principle, jalapin. A drastic cathartic. Dose gr. v-x. **S.**, **Confectio** (B. P.) Dose gr. x-xx. **S.**, **Mist** (B. P.) Dose 3 ss-ij. **S.**, **Pil.**, **Comp.** (B. P.) Dose gr. v. **S.**, **Pulv.**, **Comp.** (B. P.), contains scammony, ginger, and jalap. Dose gr. x-xx. **S.**, **Resina**. Dose gr. iij-vij.
- Scandent** (*skan'-dent*) [*scandere*, climb]. In biology, climbing. Applied to stems that climb by means of organs modified for the purpose.
- Scandium** (*skan'-de-um*) [*Scandia*, Scandinavia]. A metal belonging to the aluminum group. Symbol Sc; atomic weight 44. See *Elements*, *Table of*.
- Scanning** (*skan'-ing*) [*scandere*, to climb]. A peculiar, slow, and measured form of speech, met with in various nervous affections, chiefly in multiple sclerosis.
- Scansorius** (*skan-so'-re-us*). See *Muscles*, *Table of*.
- Scape** (*skap*) [*σκάπος*, a shaft, a staff]. In biology, a leafless, radical peduncle.
- Scapel** (*skap'-el*) [*scapellus*, dim. of *scapus*, scape]. In biology, the neck or caulicle of the germinating embryo.
- Scapha** (*ska'-fah*) [*σκάφη*, trough]. A trough.
- Scaphidium** (*ska-fid'-e-um*) [*σκαφίδιον*, a small tub or skiff]. In biology, the receptacle of the spores in certain algae.
- Scaphion** (*skaf'-o-on*) [*σκάφιον*, dim. of *σκάφη*, a trough]. Synonym of *Cranium*.
- Scaphium** (*ska'-fe-um*) [*σκάφιον*, a bowl, a basin; *pl.*, *Scaphia*]. In biology: (a) the carina or keel of a papilionaceous flower; (b) an unpaired appendage of lepidopterous insects.
- Scaphocephalic** (*skaf-o-sef-al'-ik*). See *Scaphocephalous*.
- Scaphocephalism** (*skaf-o-sef'-al-izm*). See *Scaphocephaly*.
- Scaphocephalous** (*skaf-o-sef'-al-us*) [*σκάφη*, a skiff; *κεφαλή*, head]. Characterized by a boat-shaped appearance of the cranium, arising from ossification of the sagittal suture in infancy.
- Scaphocephalus** (*skaf-o-sef'-al-us*) [*σκάφη*, a skiff; *κεφαλή*, head]. A boat-shaped appearance of the cranium, due to a premature union of the sagittal suture, or abnormal development.
- Scaphocephaly** (*skaf-o-sef'-al-e*) [*σκάφη*, boat; *κεφαλή*, head]. The condition of having a boat-shaped skull.
- Scaphocerite** (*ska-fos'-er-it*) [*σκάφος*, a bowl; *κέρας*, a horn]. In biology, the scale-like appendage of the second pair of antennae of a crustacean.
- Scaphocuboid** (*skaf-o-ku'-boid*) [*σκόφος*, boat; *κύβος*, cube; *εἶδος*, like]. Pertaining to the scaphoid and cuboid bones.
- Scaphognathite** (*ska-fog'-na-thit*) [*σκάφος*, a bowl, boat; *γνάθος*, jaw]. In biology, the scale-like appendage of the second maxilla of a crustacean.
- Scaphoid** (*skaf'-oid*) [*σκάφη*, boat; *εἶδος*, like]. Boat-shaped. **S. Abdomen**, the sunken appearance of the belly, seen in meningitis and in great emaciation from wasting diseases. **S. Bone**, a name given to a boat-shaped bone of the tarsus and also to one of the carpus. **S. Fossa**. See *Fossa*.
- Scaphoideum** (*ska-foi'-de-um*) [L.]. The scaphoid bone of the wrist or ankle.
- Scaphoido-cuneiform Amputation**. See *Chopart's Amputation* and *Forbes's Amputation*, in *Operations*, *Table of*.
- Scapholunar** (*skaf-o-lu'-nar*) [*σκάφη*, boat; *luna*, moon]. Pertaining to the scaphoid and semilunar bones.



**Scaphula** (*skapʹ-u-lah*) [*σκάφη*, boat]. The fossa navicularis.

**Scapiform** (*skaʹ-pif-orm*) [*scapus*, a stalk; *forma*, form]. In biology, scape-like.

**Scapula** (*skapʹ-u-lah*) [L.]. The large, flat, triangular bone forming the back of the shoulder and belonging



SCAPULA. POSTERO-EXTERNAL ASPECT.

1. Supraspinous fossa.
2. Infra-spinous fossa.
3. Superior or coracoid border.
4. Coracoid or suprascapular notch.
5. Axillary or external border.
6. Anterior angle and glenoid cavity.
7. Inferior angle.
8. Rough impression for long head of triceps.
9. Internal or spinal or vertebral border.
10. Spine.
11. Smooth surface over which trapezius muscle glides.
12. Acromion.
13. Base of spine.
14. Coracoid process.

to the shoulder-girdle. The shoulder-blade. See *Bones*, Table of.

**Scapulacromial** (*skap-u-lak-roʹ-me-al*) [*scapula*, shoulder-blade; *ἀκρόμιον*, acromion]. Pertaining to the acromion process of the scapula.

**Scapulargia** (*skap-u-lalʹ-je-ah*) [*scapula*, the shoulder-blade; *ἄλγος*, pain]. Pain in the neighborhood of the shoulder-blade.

**Scapular** (*skapʹ-u-lar*) [*scapula*, the shoulder-blade]. Pertaining to the shoulder-blade. **S. Arch**, the pectoral arch or shoulder-girth. **S. Line**, a vertical line drawn on the back through the inferior angle of the scapula. **S. Point**, a tender point developed in neuralgia of the brachial plexus and situated at the inferior angle of the scapula. **S. Reflex**. See *Reflexes*, Table of. **S. Region**, the region in and about the scapula. In biology, a well-defined longitudinal area of feathers lying along the back and over the shoulder-blade of a bird (*regio scapularis*).

**Scapulary** (*skapʹ-u-la-re*) [*scapula*, scapula]. A shoulder-bandage.

**Scapulated** (*skapʹ-u-la-ted*) [*scapula*, the shoulder-blades]. In biology, having the feathers of the scapular region well marked, as in *Corvus scapularis*, the scapulated crow.

**Scapulen** (*skapʹ-u-len*) [*scapula*, the shoulder-blade]. Belonging to the scapula in itself.

**Scapulet**, **Scapulette** (*skapʹ-u-let*) [*scapula*, the shoulder]. In biology, one of the leaf-like appendages of the manubrium of certain *Cnidaria*.

**Scapulo-** (*skapʹ-u-lo-*) [*scapula*, scapula]. A prefix denoting relation to the shoulder or scapula.

**Scapulo-clavicular** (*skapʹ-u-lo-kla-vikʹ-u-lar*) [*scapula*, scapula; *clavis*, key]. Pertaining to the scapula and the clavicle.

**Scapulo-coracoid** (*skapʹ-u-lo-koʹ-rak-oid*) [*scapula*, scapula; *κόραξ*, raven; *εἶδος*, like]. Pertaining to the scapula and the coracoid process.

**Scapulodynia** (*skap-u-lo-dinʹ-e-ah*). Synonym of *Scapulargia*.

**Scapulo-humeral** (*skapʹ-u-lo-huʹ-mer-al*) [*scapula*, scapula; *humerus*, humerus]. Pertaining to the scapula and the humerus. **S. amputation**, removal of the arm at the shoulder-joint.

**Scapulo-radial** (*skapʹ-u-lo-raʹ-de-al*) [*scapula*, scapula; *radius*, ray]. Pertaining to both scapula and radius.

**Scapulo-ulnar** (*skapʹ-u-lo-ulʹ-nar*) [*scapula*, scapula; *ulna*, ulna]. Pertaining to both scapula and ulna.

**Scapulo-vertebral** (*skapʹ-u-lo-verʹ-te-bral*) [*scapula*, scapula; *vertebra*, vertebra]. Pertaining to the scapula and the spine.

**Scapus** (*skaʹ-pus*) [*scapus*, a shaft, stem; *pl.*, *Scapi*]. In biology, the scape of a flower, a feather, or an antenna. **S. penis**, the body of the penis. **S. pili**, the hair-shaft.

**Scar** (*skar*) [*εσχάρα*, scab, scar]. 1. See *Cicatrix*. 2. In biology, the mark left on the stem when the leaf falls away, or on the seed when it separates from the funiculus.

**Scardamygmus** (*skar-dam-igʹ-mus*) [*σκαρδαμυγμός*]. Winking.

**Scarenzio's Treatment**. The treatment of syphilis by the hypodermatic injection of calomel. **S.'s Method**. See *Treatment*, *Methods of*.

**Scarfskin** (*skarʹ-skin*) [Sw., *skar*, a scarf; ME., *skin*, skin]. The epidermis or cuticle.

**Scarification** (*skar-if-ik-aʹ-shun*) [*scarificare*, to scarify]. The operation of making numerous small, superficial incisions or punctures, for giving vent to serum or blood or gases.

**Scarificator** (*skarʹ-if-ik-a-tor*) [*scarificare*, to scarify]. An instrument used in scarification. It consists of a number of small lancets, operated by a spring, so that a number of slight incisions are made synchronously.

**Scarious** or **Scariose** (*skaʹ-re-us*, *skaʹ-re-ōz*) [*scaria*, a thorny shrub]. Dry, thin, and membranous. Applied to parts of flowers, etc.

**Scarlatina** (*skar-lat-eʹ-nah*) [*scarlatinus*, scarlet]. See *Scarlet Fever*. **S. anginosa**, **S. cynanchica**, scarlet fever with angina. **S. gastrica**, scarlet fever complicated with gastro-enteritis. **S. gravior**, malignant scarlet fever. **S. hæmorrhagica**, scarlet fever, or more usually septic fever with hemorrhagic spots. **S. lævis**, mild scarlet fever. **S. latens**, scarlet fever without eruption. **S. maligna**, malignant scarlet fever. **S. papulosa**, scarlet fever in which there are prominent papules, due to involvement of the hair-follicles. **S. pruriginosa**. Synonym of *Urticaria*. **S. puerperalis**. See *Scarlet Fever*, *Puerperal*. **S. pustulosa**, scarlet fever with a pustular eruption. **S. rheumatica**. Synonym of *Dengue*. **S. septica**, a grave form of scarlet fever characterized by symptoms of septic intoxication. **S. simplex**, mild scarlet fever. **S. sine angina**, scarlet fever without throat-symptoms. **S. sine eruptione**, **S. sine exanthemate**, scarlet fever without the rash. **S. traumatica**, the eruption similar to that of scarlet fever, accompanied by febrile symptoms, which sometimes follows wounds or surgical operations. **S. typhosa**, malignant scarlet fever, with grave nervous symptoms. **S. urticata**, urticaria.

**Scarlatinal** (*skar-latʹ-in-al*, *skar-lat-eʹ-nal*) [*scarlatinus*, scarlet]. Pertaining to scarlatina. **S. Angina**, the throat-affection produced by scarlet fever. **S. Nephritis**, the acute catarrhal nephritis that arises in the course of or during the convalescence from scarlet fever. **S. Tongue**, the "strawberry" tongue of scarlet fever.

**Scarlatiniform** (*skar-lat-inʹ-if-orm*). Synonym of *Scarlatinoid*.

**Scarlatinoid** (*skar-latʹ-in-oid*) [*scarlatinus*, scarlet; *εἶδος*, like]. Resembling scarlatina.

**Scarlatinous** (*skar-latʹ-in-us*) [*scarlatinus*, scarlet]. Having the nature of or pertaining to scarlatina.

**Scarlet** (*skarʹ-let*) [*σκαρλᾶτον*, scarlet]. A highly chromatic and brilliant-red color. **S.-faced**, having a

very red face. **S. Fever**, an acute, specific, epidemic, contagious disease, characterized by a scarlet flush spreading progressively from the face over the body, ending on about the seventh day in desquamation of the cuticle. The fever is not high in the simple cases, but may rise to a very high point in the graver cases. The tongue is the characteristic "strawberry tongue," with prominent papillæ, and there is a red, swollen, and inflamed condition of the tonsils, uvula, and soft palate, upon which a soft, white film may be deposited. Acute nephritis and suppurative otitis are frequent complications or sequelæ. In a small proportion of the cases the patient will undergo a relapse, and pass through a second attack of the disease of varying severity. One attack of the disease protects against a second attack, but not quite to the same extent as in measles. The disease is most frequent in children near the age of five years, and after this period the liability to contract the disease diminishes rapidly. See *Exanthemata*, Table of. **S. Ocher**. Same as *Ocher*.

**Scarpa's Aplatissement**. A form of ligature used by Scarpa for the purpose of arresting the circulation temporarily by mechanical pressure without lacerating the tissues of the vessel. **S.'s Fascia**, the deep layer of the superficial abdominal fascia. **S., Foramen of**. See *Foramina*, Table of. **S.'s Ganglion**. See *Ganglia*, Table of. **S.'s Hiatus**, the helicotrema, or opening between the scala vestibuli and the scala tympani. **S.'s Ligature**. See *Ligature*. **S.'s Liquor**, the endolymph. **S.'s Nerve**. See *Nerves*, Table of. **S.'s Shoe**, a shoe for club-foot. **S.'s Triangle**. See *Triangle*.

**Scatacrata** (*skat-ak-ra'-she-ah*). See *Scoracrata*.

**Scatalogia** (*skat-al-o'-je-ah*) [*σκῶρ, σκατός*, dung; *ἄλογία*, senselessness]. Insanity characterized by great filthiness.

**Scatol** (*skat'-tol*). See *Skatol*.

**Scatologia, Scatology** (*skat-o-lo'-je-ah, skat-ol'-o-je*) [*σκῶρ, σκατός*, dung; *λόγος*, learning]. The science or study of excreta.

**Scatologic** (*skat-ol-og'-ik*) [*σκῶρ, σκατός*, dung; *λόγος*, science]. Pertaining to scatologia.

**Scatomanacy** (*skat'-o-man-se*). Same as *Scatoscopy*.

**Scatophagia** (*skat-o-fa'-je-ah*) [*σκῶρ, σκατός*, dung; *φαγεῖν*, to eat]. Same as *Coprophagia*.

**Scatoscopy** (*ska-tos'-ko-pe*) [*σκῶρ, σκατός*, dung; *σκοπεῖν*, to inspect]. Inspection of the excreta.

**Scattered** (*skat'-erd*) [ME., *scatteren*, to scatter]. In biology, few, or without regularity of arrangement.

**Scatula** (*skat'-u-lah*) [L., a parallepiped: *pl.*, *Scatulae*]. An oblong flat box for powders or pills.

**Scavenger** (*skav'-en-je*) [ME., *scavager*, scavenger]. One who cleans; specifically one who cleans the streets, etc., of a city. **S.-cells**, a name applied to certain lymph-cells of the brain. In general paralysis and chronic alcoholism they are said to become highly developed, but have individually only a brief existence, their growth and decay leading to a degradation of the tissue. **S.-service**, collectively, those employed to clean the streets of a city by scraping or sweeping together and carrying off the filth or other waste products.

**Scavenging** (*skav'-en-jing*) [ME., *scavager*, a scavenger]. Removal of the waste products, as the cleansing of out-houses, sewers, etc.

**Scelalgia** (*se-lal'-je-ah*) [*σκέλος*, leg; *ἄλγος*, pain]. Pain in a leg. **S. puerperarum**. Synonym of *Phlegmasia alba dolens*.

**Sceleuma** (*sel-et-u'-mah*) [*σκέλλειν*, to dry up]. Synonym of *Mummification*.

**Skeleton** (*sel'-et-on*). Synonym of *Skeleton*.

**Scelocambosis** (*se-lo-kam-bo'-sis*) [*σκέλος*, leg; *κάμπτειν*, to bend]. Curvature of a leg or of the legs; genu varum.

**Scelodesmus** (*se-lo-dez'-mus*) [*σκέλος*, leg; *δεσμός*, band]. 1. A bandage for the knee. 2. Gout in the knee.

**Scelodidymus** (*se-lo-did'-im-us*). Synonym of *Ischiopagus*.

**Scelometer** (*se-lom'-et-er*) [*σκέδος*, leg; *μέτρον*, measure]. An instrument for measuring the lower limbs in fractures or dislocations.

**Scelonia, Sceloncus** (*se-lon'-se-ah, se-lon'-kus*) [*σκέλος*, leg; *ὄγκος*, tumor]. Swelling of the leg; phlegmasia alba dolens.

**Scelotyrbe** (*sel-o-ter'-be*) [*σκέλος*, leg; *τίρβη*, vacillation]. Weakness, or indecision in stepping, often due to a palsied condition. **S. pituitosa**. Synonym of *Enteritis, Pseudo-membranous*.

**Scemopsis** (*semp'-sis*). Synonym of *Decubitus*.

**Scenothoria** (*sen-o-the-o'-re-ah*) [*σκήνος*, tent; *θεωρία*, theory]. The cell-doctrine.

**Scent** (*sent*) [ME., *senten*, to smell]. An effluvium from any body capable of affecting the olfactory sense; odor, fragrance. **S.-bag**. Same as *S.-organ*. **S.-gland**, an odoriferous gland, or one secreting an odoriferous substance. **S.-organ**. See *Osmeterium*. **S.-pore**, the orifice of a scent-gland. **S.-vesicle**, a vesicle containing odoriferous matter.

**Schacher's Ganglion**. The ophthalmic ganglion. See *Ganglia*, Table of.

**Schachowa, Spiral Tubule of**. The spiral portion of a uriniferous tubule.

**Schadonophan** (*ska-don'-o-fan*) [*σχάδων*, the larva of some insects; *φαίνειν*, to appear]. In biology, the name applied by Henking to a larval stage of certain acaridans.

**Schæfer's Dumb-bells**. Dark, dumb-bell shaped structures, imbedded in a light intermediate substance, and which, according to Schæfer, constitute the basis of striated muscular tissue.

**Schaller's Method**. A method of preparing carminic acid. The aqueous extract of cochineal is precipitated with plumbic acetate acidulated with acetic acid; the precipitate is decomposed with hydrogen sulphid, and filtered. The filtrate is evaporated to dryness on a water-bath, and the residue dissolved in absolute alcohol; this solution is allowed to evaporate, when the crystals of carminic acid separate. They are washed with cold water to remove impurities, the water dissolving only the carminic acid.

**Schallphotismen** (*shahl-fo-tiz'-men*). See *Audition coloree*.

**Scharling and Pettenkofer, Method of**. A method of investigating the changes in the air brought about by respiration. The animal is placed in a chamber through which atmospheric air is passed, and the change in the composition in the air after passing through the chamber is determined.

**Schatz's Method**. A method of performing external version in face-presentation. See *Treatment, Methods of*.

**Schede's Method**. See *Treatment, Methods of*.

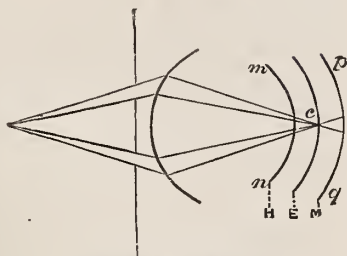
**Scheelate** (*shēl'-āt*). Synonym of *Tungstate*.

**Scheele's Green**. The arsenite of copper. See *Copper and Riemann's Green*.

**Scheelization** (*she-liz'-shun*) [after *Scheele*, a chemist]. A method of improving wines, that consists in the addition of glycerin to the finished wine, so as to improve the sweet taste without injuring its keeping qualities. The limits of the addition of glycerin lie between one and three liters to the hectoliter of wine.



**Scheiner's Experiment or Test.** A method of illustrating refraction and accommodation of the eye by two pin-holes in a card placed at a less distance apart than the diameter of the pupil. If the eye is emmetropic, or if in accurate accommodation the two sets of rays passing through the pin-holes unite at *c* and form a single image. In a myopic eye the focus of the rays is at *p*, *q*, and in an hyperopic eye at *m*, *n*, and the object appears double: The same doubling of the image occurs when accommodating for a point beyond or nearer than the object.



SCHEINER'S EXPERIMENT.

**Schema** (*ske'-mah*) [*σχῆμα*, form]. 1. A simple design to illustrate a complex mechanism. 2. An outline of a subject.

**Schematic** (*ske-mat'-ik*) [*σχῆμα*, form]. Pertaining to or of the nature of a schema. **S. Eye**, one showing the proportions of a normal or typical eye.

**Scheroma** (*ske-ro'-mah*) [*σχερός*, dry]. Xerophthalmia.

**Scheurle's Bacillus.** A bacillus thought to be specially connected with carcinoma, but not peculiar to it. See *Bacteria*, *Synonymic Table of*.

**Schias** (*skī'-as*). Synonym of *Ischias*.

**Schidacedon, Schidacedum** (*skid-as-e'-don*, *skid-as-e'-dum*) [*σχιδακίζειν*, to splinter]. A longitudinal fracture of a bone.

**Schiffedercker's Fluid.** A fluid for dissociating nerve-tissues. It consists of methyl alcohol 5 c.c., glycerin 50 c.c., distilled water 100 c.c. Allow the tissues to remain in this for several days. It is specially useful for staining the retina and the central nervous system. It is best prepared fresh.

**Schiff's Test.** See *Tests*, *Table of*.

**Schimper's Theory.** See *Theory*.

**Schindalamus, Schindalmus** (*skin-dal'-am-us*, *skin-dal'-mus*). Synonym of *Schidacedon*.

**Schindylesis** (*skin-dil-e'-sis*) [*σχινδύλησις*, a cleavage]. Articulation by the reception of a plate of one bone into a fissure of another; a variety of synarthrosis.

**Schindyletic** (*skin-dil-et'-ik*) [*σχινδύλησις*, cleavage]. Pertaining to, or of the nature of, schindylesis.

**Schinus** (*skī'-nus*). See *Pepper Tree*.

**Schirrus** (*skīr'-us*). Synonym of *Scirrhus*.

**Schistaceous** (*skis-ta'-se-us*) [*σχιζειν*, to cleave]. In biology, slate-gray; bluish-gray.

**Schisto-** (*skis'-to-*) [*σχιζο*, cleft]. A prefix denoting a fissure or cleaving.

**Schistocelia, Schistocœlia** (*skis-to-se'-le-ah*) [*σχιστός*, cleft; *κοιλία*, cavity]. Abdominal fissure.

**Schistocelus, Schistocœlus** (*skis-to-se'-lus*) [*σχιστός*, cleft; *κοιλία*, cavity]. A monster exhibiting schistocœlia.

**Schistocephalus** (*skis-to-sef'-al-us*) [*σχιστός*, cleft; *κεφάλῃ*, head]. A monster with a fissure of the skull.

**Schistocormus** (*skis-to-kor'-mus*) [*σχιστός*, cleft; *κορμός*, trunk]. A monstrosity having a cleft thorax, neck, or abdominal wall.

**Schistocystis** (*skis-to-sis'-tis*) [*σχιστός*, cleft; *κύστις*, bladder]. Fissure of the bladder.

**Schistoglossia** (*skis-to-glos'-e-ah*) [*σχιστός*, cleft; *γλῶσσα*, tongue]. Cleft tongue.

**Schistomelia** (*skis-to-me'-le-ah*) [*σχιστός*, cleft; *μέλος*, limb]. The condition of schistomelus.

**Schistomelus** (*skis-toni'-el-us*) [*σχιστός*, cleft; *μέλος*, limb]. A monstrosity with a cleft lower extremity.

**Schistoprosopus** (*skis-to-pro-so'-pus*) [*σχιστός*, cleft; *πρόσωπον*, face]. A monster with "Cleft-face." A cavity in the middle of the face due to a failure of development of the first branchial arch and the fronto-nasal plate.

**Schistorrhachis** (*skis-to-r'-a-kis*) [*σχιστός*, cleft; *ράχις*, spine]. A condition of fissured spine, the canal containing two channels. Also, *spina bifida*.

**Schistosomia** (*skis-to-so'-me-ah*) [*σχιστός*, cleft; *σῶμα*, body]. The condition of a schistosomus.

**Schistosomus** (*skis-to-so'-mus*) [*σχιστός*, cleft; *σῶμα*, a body]. A variety of single autostitic monsters of the species celosoma in which there is a lateral or median eventration extending the whole length of the abdomen, with the lower extremities absent or very imperfect.

**Schistosternia** (*skis-to-ster'-ne-ah*) [*σχιστός*, cleft; *στέρνον*, sternum]. Sternal fissure. Synonym of *Schistothorax*.

**Schistothorax** (*skis-to-tho'-raks*) [*σχιστός*, cleft; *θώραξ*, chest]. Fissure of the sternum or chest.

**Schistotrachelus** (*skis-to-tra'-hel-us*) [*σχιστός*, cleft; *τράχηλος*, neck]. Fissured neck or cervix.

**Schizoblepharia** (*skiz-o-blef'-a'-re-ah*) [*σχιζειν*, to split; *βλέφαρον*, eyelid]. Fissure of the eyelid.

**Schizocarp** (*skiz'-o-karḗ*) [*σχιζειν*, cleave, split; *καρπός*, a fruit]. In biology, a pericarp that dehisces into two or more one-seeded indehiscent mericarps.

**Schizocarpic** (*skiz-o-kar'-pik*) [*σχιζειν*, to cleave; *καρπός*, fruit]. Resembling a schizocarp.

**Schizocarpous** (*skiz-o-kar'-pus*). Same as *Schizocarpic*.

**Schizocœle, Schizocœle** (*skiz'-o-sel*) [*σχιζειν*, cleave, split; *κοιλία*, a cavity]. In biology, a type of body-cavity distinguished by its being formed by a simple splitting of the mesoderm. Cf. *Enterocœle*, *Epicœle*.

**Schizodinic** (*skiz-o-din'-ik*) [*σχιζειν*, cleave, split; *ὥδις*, travail]. In biology, the bringing forth of genital products by rupture, as in certain molluscs. Cf. *Idiodinic*, *Porodinic*.

**Schizogenesis** (*skiz-o-jen'-es-is*) [*σχιζειν*, cleave, split; *γένεσις*, production]. In biology, reproduction by fission.

**Schizogenetic** (*skiz-o-jen-et'-ik*) [*σχιζειν*, split, cleave; *γενής*, produced]. Same as *Schizogenic*.

**Schizogenic** (*skiz-o-jen'-ik*) [*σχιζειν*, split, cleave; *γενής*, produced]. In biology, formed by the separation of parts, as certain cavities or intercellular spaces. Cf. *Lysigenous*, *Protogenic*, *Hystero-genic*.

**Schizogenous** (*skiz-oj'-en-us*). Same as *Schizogenic*.

**Schizognathism** (*skiz-og'-na-thizm*) [*σχιζειν*, to cleave; *γνάθος*, jaw]. Cleavage of the jaw.

**Schizognathous** (*skiz-og'-na-thus*) [*σχιζειν*, cleave, split; *γνάθος*, jaw]. In biology, applied to such birds as have the maxillo-palatine bones separated.

**Schizogony** (*skiz-og'-o-ne*) [*σχιζειν*, to cleave, split; *γονία*, generation]. Same as *Schizogenesis*.

**Schizomycetes** (*skiz-o-mi-se'-tēs*) [*σχιζειν*, cleave, split; *μύκης*, *pl.* *μύκητες*, a fungus]. In biology, an order of *Fungi*; the so-called *Fission-fungi* or *Bacteria*, *q. v.*

**Schizomycosis** (*skiz-o-mi-ko'-sis*) [*σχιζειν*, to split; *μύκης*, fungus]. A disease due to schizomycetes.

**Schizoneura** (*skiz-o-nu'-rah*) [*σχιζειν*, to cleave; *νεῦρον*, nerve]. A genus of plant-lice. *S. lanigera*, the root-louse of the apple.

**Schizopelmous** (*skiz-o-pel'-mus*) [*σχιζειν*, to cleave, split; *πέλμα*, the sole of the foot]. Same as *Monopelmous*.

**Schizophyta** (*skiz-o-fi'-tah*) [*σχιζειν*, to split; *φυτόν*, plant]. Dried but viable schizomycetes.

**Schizorhinal** (*skiz-o-ri'-nal*) [*σχίζειν*, cleave, split; *ῥίς*, nose]. In biology, applied to birds in which the posterior margin of the osseous nares has a distinctly slit-like, triangular form, instead of being simply concave. In most of these forms the line joining the posterior extremities of the nostrils passes behind instead of in front of the ends of the nasal processes of the premaxillæ. Cf. *Holorhinal*.

**Schizothecal** (*skiz-o-the'-kal*) [*σχίζειν*, cleave, split; *θήκη*, case]. In biology, applied to such birds as have the tarsal envelop (*podotheca*) scaled or reticulated, as distinguished from *holothecal*.

**Schizothorax** (*skiz-o-tho'-raks*). Synonym of *Schistothorax*.

**Schizotrichia** (*skiz-o-trik'-e-ah*) [*σχίζειν*, to split; *τριχ*, hair]. Splitting of the hair.

**Schlemm, Canal of**. A flattened annular channel within the sclera and close to the corneal juncture. It is also called the *circular venous sinus*, and is the outlet whereby the aqueous humor finds its way into the general circulation. **S., Ligament of**. See *Ligament*.

**Schleich Anesthesia, or Infiltration - Anesthesia**. Local insensibility induced by the injection into the subcutaneous tissues of dilute solutions of sodium chlorid, morphin, and cocain. Tropicocain in 1 per cent. solution has also been employed. **S. Method** (general anesthesia), the administration of small doses of a mixture of chloroform 45 parts, petroleum ether 15 parts, sulphuric ether 180 parts.

**Schmiedel's Ganglion**. The inferior carotid ganglion.

**Schmerzfreude** (*schmertz'-froy'-de*) [Ger., Painjoy]. A rare symptom of hysteria, in which pain or normally painful operations seem to the patient pleasant.

**Schmidt, Arrow-markings of**. Certain lines occasionally seen upon the axis-cylinders of nerves and supposed to be masses of protoplasm by some and connective tissue by others. **S., Incisures of**, minute fissures in the medullary sheaths of nerves, separating the segments of Lautermann. **S.'s Nodes**. See *Node*. **S.'s Test**. See *Birth*.

**Schneiderian Membrane**. The pituitary membrane. The nasal mucosa.

**Schnitzer Green**. Same as *Mittler's Green*.

**Scholeciasis** (*sko-le-si'-as-is*). A term proposed by Hope (1840) for the diseased condition caused by the presence of the larvæ of lepidopterous insects.

**Scholl's Method**. A method of percussion by which the diffusion of sound along the ribs is prevented. Three fingers are pressed toward the chest, and the second phalanx of the third finger is used for percussion.

**Schöller's Method**. A method of inducing premature labor. It consists in inserting a tampon of charpie into the vagina, and allowing it to remain until the pains commence.

**Schönlein's Disease**. *Peliosis rheumatica*; a peculiar affection characterized by multiple arthritis, and an eruption which varies greatly in character, and is sometimes purpuric, but more commonly associated with urticaria or with erythema exsudativum.

**Schott Method**. A system of gymnastic exercises and mineral baths employed in heart disease and chronic rheumatism.

**Schräger's Lines**. A coarse striation, concentric with the outline of the pulp-cavity, produced by the dental tubules in cross-section. See *Lines*, *Table of*.

**Schreiner's Base**. See *Spermin*.

**Schröder's Method**. See *Artificial Respiration*.

**Schroth's Cure**. A painful form of treatment of pleural effusion, consisting in an entire abstinence from drinking for some days, though fluid is allowed at intervals during the existence of the effusion.

**Schrötter's Catheters**. See *Catheter*.

**Schultze, Cells of**. See *Cell*, *Olfactory*. **S.'s Fold**, a falciform fold of the amnion extending from the insertion of the cord in the placenta to the remains of the umbilical vesicle. **S.'s Granules** or **Granule-masses**, minute particles in the blood, produced by the breaking up of the blood-platelets; also called granules of Max Schultze. **S.'s Macerating Fluid**, a fluid employed to dissolve cutin and to dissociate plant-cells. It consists of potassium chlorate 3 grains, nitric acid 2 drams. Keep the sections in this, cold, for a fortnight. After careful washing in alcohol the preparations may be placed on the slide in glycerin, and the cells easily separated with needles, in consequence of the solution of the middle lamellæ. **S.'s Method**. See *Artificial Respiration*. **S.'s Reagent**, a solution for use in laboratories. It is prepared as follows: Iodin is dissolved to saturation in a solution of zinc chlorid, sp. gr. 1.8, to which 6 parts of potassium iodid have been added. Cross and Bevan recommend the following: Zinc is dissolved to saturation in HCl, and the solution evaporated to sp. gr. 2.0; to 90 parts of this solution are added 6 parts of potassium iodid dissolved in 10 parts of water, and in this solution iodine is finally dissolved to saturation.

**Schuster's Treatment**. See *Treatment, Methods of*.

**Schwalbe's Convolution**. See *Convolution*, *Table of*. **S., Fissures of**. See *Fissures*, *Table of*. **S.'s Method**. See *Treatment, Methods of*.

**Schwann, Sheath of**. The neurilemma of a nerve-fiber, a delicate, connective-tissue membrane, investing the white substance. See *Neurilemma*. **S.'s Theory of Inflammation**. Same as *Rokitansky's Theory*. See *Theory*. **S., White Matter or Substance of**, a coat of myelin deposited within the neurilemma, and surrounding the axis-cylinder of a medullated nerve-fiber. It contains *cerebrin* and *lecithin* and some fatty matter, is semi-fluid, homogeneous, bright, and refractive. The medullary sheath. Cf. *Myelin*.

**Schweigger-Seidel's Acid Carmin**. See *Stains*, *Table of*.

**Schweinerthlauf** (*shwi-neh-rôt'-lowf*) [Ger.]; *Rouget du porc* [Fr.]. *Hog-erysipelas*. An infectious disease of hogs, characterized by fever and the appearance, on neck, chest, and belly, of reddish or brownish spots. Intestinal hemorrhages are sometimes present. One-half of the animals affected die. The lesions consist in a hemorrhagic infiltration of the intestinal mucosa, swelling and ulceration of the follicles, tumefaction of the mesenteric glands, and petechiæ of the serous membranes. The blood and organs contain a bacillus which is considered the cause of the disease. See *Bacillus erysipelatos suis*, Koch, under *Bacteria*, *Synonymatic Table of*.

**Schweinfurth Blue, S. Green**. See *Pigments*, *Conspectus of*.

**Schweininger Cure**. See *Treatment, Methods of*.

**Schweizer's Reagent**. A solution of hydrated cupric oxid in ammonia, for use in chemic and physiologic laboratories. This reagent is prepared as follows: Oxhydrate of copper is carefully precipitated from the sulphate by a dilute solution of ammonia; the clear green precipitate, separated and washed, is added while still moist to strong ammonia, in which, on slightly warming, it is dissolved. Upon cooling, crystals of sub-sulphate of copper and ammonia fall to the bottom. The filtered liquid contains only the ammoniacal cupric oxid in solution. It must be kept in bottles of dark glass, or in the dark. It can also be prepared by digesting copper turnings in an open bottle with liquor ammonii of the Pharmacopeia. As it is very easily decomposed by light, it is perhaps best



prepared fresh when required. This reagent has the power of dissolving pure cellulose. It is fit for use only so long as it rapidly dissolves cotton-wool. (Strasburger.) This reagent possesses its chief interest from the fact that it is the only liquid known in which cellulose appears to dissolve without essential change in composition. It has a limited application in the discrimination of the fibers used in the arts.

**Schwelle** (*shwel'-eh*) [Ger., "threshold"]. The threshold, or *limen*, of any sensation; nerve-excitation which just fails of producing a sensation.

**Schwendener's Theory.** See *Schwendenerism*.

**Schwendenerism** (*shwen'-den-er-izm*) [*Schwendener*, a German botanist, born 1829]. A theory suggested by De Bary, but avowed by Schwendener, that lichens consist of fungi parasitic upon algae.

**Schwimmer's Ointment.** An ointment for application to smallpox pustules to prevent pitting. It consists of carbolic acid 15 grains, olive-oil one dram, prepared chalk sufficient to make half an ounce. This is applied on pieces of clean soft linen.

**Sciage** (*se-ahzh'*) [Fr., "sawing"]. A to-and-fro sawing movement in massage, practised with the ulnar border, or with the dorsum of the hand.

**Sciatic** (*si-at'-ik*) [*ischion*, ischium]. Pertaining to the ischium. **S. Nerve.** See *Nerve*. **S. Notch.** See *Notch*. **S. Spine**, a triangular eminence on the dorsal border of the body of the ischium. **Sciatic Scoliosis.** See *Scoliosis*.

**Sciatica** (*si-at'-ik-ah*) [*Sciaticus*, pertaining to the ischium]. Pain in the course of the sciatic nerve. This may be confined to the proximal half of the thigh, or follow out the entire course of the nerve and its branches. The pain is constant and gnawing, subject to exacerbations, and occurs most commonly in adults of middle age.

**Science** (*sil'-ens*) [*scire*, to know]. Systematized knowledge of the order of nature. "Science is that knowledge which enables us to demonstrate, so far as our limited faculties permit, that the appearances which we recognize in the world around us are dependent in definite ways on certain properties of matter; science is that knowledge which enables or tends to enable us to assign to its true place in the series of events constituting the universe, any and every thing which we can perceive." (E. Ray Lankester.) **S., Christian**, a method of treating disease upon principles similar to those upon which faith-cure rests.

**Scientific** (*si-en-tif'-ik*) [*scientia*, knowledge; *facere*, to make]. Relating to science. That which is based upon science.

**Scientist** (*si'-en-tist*) [*scientia*, science]. A savant; one versed in science.

**Scieropia** (*si-er-o'-pe-ah*) [*σκιερός*, shady; *ὤψ*, eye]. Defective vision in which all objects appear dark.

**Scilla** (*sil'-ah*) [L., *gen., Scilla*]. Squill. The bulb of *S. maritima* or *Urginea maritima*, found near the Mediterranean Sea. Its properties are due to a glucosid, scillitoxin, and several other principles. It acts like digitalis upon the circulation. In large doses it causes vomiting and purging. It is diuretic and expectorant. In cases of nephritis it should be used with caution, as it may prove irritant to the kidneys. Dose gr. j-iv. **S., Acetum**, "vinegar of squill," 10 per cent. in strength. Dose  $\text{m}\times\text{-}\mathfrak{z}\text{j}$ . **S., Fld. Ext.** Dose  $\text{m}\text{j-v}$ . **S., Oxymel** (B. P.). Dose  $\mathfrak{z}\text{ss-j}$ . **S., Pil., Comp.** (B. P.) Dose gr. v-x. **S., Syr.**, has of vinegar of squill, 45, sugar 80, water q s. Dose  $\mathfrak{z}\text{ss-ij}$ . **S., Syr., Comp.**, fld. ext. squill and fld. ext. senega, each 80, tartar emetic 2, precipitated calcium phosphate 10, sugar 750, water q. s. Dose  $\text{m}\text{v-}\mathfrak{z}\text{j}$ , for children as an emetic;  $\text{m}\times\text{-xxx}$ , for adults as an ex-

pectorant. Commonly known as Coxe's Hive Mixture. **S., Tinct.**, 15 per cent. Dose  $\text{m}\text{v-xxx}$ .

**Scillin** (*sil'-in*) [*σκίλλα*, squill]. An inactive substance obtained from squills.

**Scillipikrin** (*sil-ip'-ik'-rin*) [*σκίλλα*, squill; *πικρός*, bitter]. A yellowish-white, amorphous, hygroscopic powder obtained from squills.

**Scillitin** (*sil-it'-in*) [*σκίλλα*, squill]. A white or yellowish resinous substance, the bitter principle of squill.

**Scillitoxin** (*sil-it'-oks'-in*) [*σκίλλα*, squill; *τοξικόν*, poison]. An amorphous light-brown, bitter, active principle of *scilla*. It is soluble in alcohol, insoluble in ether and water, and a cardiac poison somewhat resembling digitalis.

**Scillocephalous** (*sil-o-sef'-al-us*) [*σκίλλα*, squill; *κεφαλή*, head]. Affected with scillocephalus.

**Scillocephalus** (*sil-o-sef'-al-us*) [*σκίλλα*, squill; *κεφαλή*, head]. 1. Congenital deformity of the head, in which it is small and conically pointed, or squill-shaped. 2. A person with a squill-shaped head, usually an idiot.

**Scillociprin** (*sil-o-pik'-rin*). See *Scillipicrin*.

**Scillotoxin** (*sil-o-toks'-in*). See *Scillitoxin*.

**Scinde Boil.** See *Delhi Boil*.

**Scintillation** (*sin-til-a'-shun*) [*scintillare*, to sparkle]. An emission of sparks. Also a subjective visual sensation as of sparks.

**Scion** (*si'-on*) [ME., OF., *sion*, a shoot, twig]. A twig or young shoot.

**Sciopticon** (*si-op'-tik-on*) [*σκιά*, a shade; *ὀπτικός*, pertaining to sight]. A form of magic lantern.

**Scirrhenanthus** (*skir-en-kant'-this*) [*σκιρρός*, hard; *ἐν*, in; *κάνθος*, canthus]. Scirrhous of the lacrymal gland.

**Scirrhoblepharoculus** (*skir-o-blef-ar-ong'-kus*) [*σκιρρός*, hard; *βλέφαρον*, eyelid; *ὄγκος*, tumor]. A hard tumor of the eyelid.

**Scirrhocoele** (*skir'-o-sel*) [*σκιρρός*, hard; *κήλη*, tumor]. Scirrhous tumor of the testicle.

**Scirrroid** (*skir'-oid*) [*σκιρρός*, hard; *εἶδος*, like]. Resembling a scirrhous.

**Scirrhoma** (*skir'-o-mah*) [*σκιρρός*, hard; *ῥωμα*, tumor]. Scirrhous tumor. **S. caminariorum**, chimney-sweeps' carcinoma.

**Scirrhophthalmia** (*skir-off-thal'-me-ah*) [*σκιρρός*, hard; *ὀφθαλμός*, eye]. Scirrhous of the eyeball.

**Scirrhosarcar** (*skir-o-sar'-kah*) [*σκιρρός*, hard; *σάρξ*, flesh]. The hardening of the flesh of new-born infants; sclerema of infants.

**Scirrhosis** (*skir'-o'-sis*) [*σκιρρός*, hard]. The formation of a scirrhous carcinoma.

**Scirrhous** (*skir'-us*) [*σκιρρός*, hard]. Pertaining to, or of the nature of, scirrhous or hard carcinoma. **S. Carcinoma.** See *Scirrhous*.

**Scirrhous**, or **Scirrus** (*skir'-us* or *si'-us*) [*σκιρρός*, an induration]. A scirrhous or hard carcinoma.

**Scission** (*sizh'-un*) [*scindere*, to cut]. A cutting or splitting of anything; fission.

**Scissiparity** (*sis-ip-ar'-it-e*) [*scissus*, p.p. of *scindere*, cut, divide; *parere*, to bring forth]. In biology, generation by fission; schizogenesis.

**Scissor-leg** (*siz'-or-leg*). Same as *Cross-leg*.

**Scissors** (*siz'-ors*) [*scindere*, to cut]. An instrument with crossed, closing blades for cutting. The blades may be straight, angular, or curved. **S., Artery**, a scissors, one blade of which is probe-pointed, for introduction into a duct or canal. **S., Canalicular**, delicate scissors, one blade of which is probe-pointed, used in slitting the lacrymal canal. **S., Cannula**, scissors for slitting any canal or tube longitudinally. **S., Craniotomy**, a strong S-shaped instrument used in craniotomy for perforating the skull and cutting away portions of bone. **S., Iris**, one having flat blades which

- are bent in such a manner that they may be applied to the eyeball. Also, scissors used in iridectomy. **S.**, **Perforator**. See *S.*, **Craniotomy**. **S.**, **Skin-grafting**, an instrument consisting of a forceps and a scissors, the former for seizing a small piece of skin, and the latter for cutting it off. **S.**, **Uvula**, one designed for removal of the uvula. **S.**, **de Wecker's**, a peculiar modification of iris-scissors.
- Scissura** (*sis-u'-rah*) [*scindere*, to cut]. A fissure, rent, or cleavage. **S.** **longitudinalis**, the longitudinal fissure of the brain.
- Sclera** (*skle'-rah*) [*σκληρός*, hard]. The sclerotic coat of the eye; the firm, tough, white, outer membrane of the eyeball, continuous with the sheath of the optic nerve behind and with the cornea in front. **S. testis**, the tunica albuginea of the testis.
- Scleral** (*skle'-ral*) [*σκληρός*, hard]. Pertaining to the sclera. **S.** **Extraction**. See *Extraction*.
- Scleratitis** (*skle-rat-i'-tis*). Same as *Scleritis*.
- Sclerectasia** (*skle-rek-ta'-ze-ah*) [*σκληρός*, hard; *ἐκτασις*, extension]. Staphyloma of the sclera. **S. posterioris**, posterior staphyloma.
- Sclerectasis** (*skle-rek'-tas-is*). See *Sclerectasia*.
- Sclerectomy** (*skle-rek'-to-me*) [*σκληρός*, hard; *ἐκτομή*, excision]. 1. Excision of a portion of the sclera. 2. The excision of the sclerosed and ankylosed conductors of sound in chronic catarrhal otitis media.
- Sclerema** (*skle-re'-mah*) [*σκληρός*, hard]. Sclerosis, or hardening, especially of the skin. **S. adutorum**, a synonym of *Scleroderma*. **S. neonatorum**, *Scleroderma neonatorum*; *Induratio tela cellulose*; a disease found only in premature infants; it is characterized by a hardening of the skin, beginning in the legs, and spreading, usually sparing breasts and belly. Jaundice or a hemorrhagic condition may be present; the temperature is very low, 95°, and the condition is apt to end fatally. The pathology of the disease is not positively known. By some the disease is believed to consist in a solidification of the subcutaneous fat, which in infants contains more palmitic and stearic acids than in the adult, and relatively less oleic acid.
- Sclerencephalia** (*skle-ren-sef-a'-le-ah*) [*σκληρός*, hard; *ἐγκέφαλος*, brain]. Sclerosis of brain-tissue.
- Sclerenchyma** (*skle - reng'- kim - ah*) [*σκληρός*, hard; *ἔγχυμα*, an infusion]. In biology, hard bast, or bast-fibers. Used by some in a more extended sense, to include all lignified fibrous cells or cell-derivatives.
- Sclerenchymatous** (*skle - reng'- kim' - at - us*) [*σκληρός*, hard; *ἔγχυμα*, an infusion]. Having the character of sclerenchyma.
- Sclerenchyme** (*skle-reng'-kim*). Same as *Sclerenchyma*.
- Sclererythrin** (*skle-rer'-ith-rin*) [*σκληρός*, hard; *έρυθρος*, red]. A red substance obtained from ergot.
- Scleriosis** (*skle-ri'-as-is*) [*σκληρός*, hard]. Induration; sclerosis; scleroderma.
- Sclerirotomy** (*skle-rir-it'-o-me*) [*σκληρός*, hard, sclera; *τομή*, a cutting]. Incision of the conjunctiva, sclera, and iris, followed by excision of a piece of the iris and anterior capsule, in staphyloma of the cornea and secondary glaucoma.
- Sclerite** (*skle'-rit*) [*σκληρός*, rough]. In biology, a separate or definite element in the exoskeleton of an arthropod.
- Scleritic** (*skle-rit'-ik*) [*σκληρός*, hard]. Sclerous.
- Scleritis** (*skle-ri'-tis*). See *Scleritis*.
- Sclero-** (*skle'-ro-*) [*σκληρός*, hard]. A prefix denoting hardness or induration, or connection with the sclera.
- Sclerobase** (*skle'-ro-bās*) [*σκληρός*, hard; *βάσις*, base]. In biology, the cornified or calcified axial connective tissue of an actinozoan zoanthodeme. The hard endoskeletal portion of a colony of coral polyps, as the precious red coral.
- Sclerobasic** (*skle-ro-ba'-zik*) [*σκληρός*, hard; *βάσις*, base]. Pertaining to a sclerobase.
- Scleroblast** (*skle'-ro-blast*) [*σκληρός*, hard; *βλαστός*, a germ]. In biology, a spicule-cell in sponges.
- Scleroblastic** (*skle-ro-blas'-tik*) [*σκληρός*, hard; *βλαστός*, germ]. Forming sclerous tissue.
- Sclerobronchiorrhonus** (*skle-ro-brong-ke-or-ong'-kus*) [*σκληρός*, hard; *βρόγχος*, bronchus; *ῥέγειν*, to snore]. A dry bronchial rhonchus.
- Sclero-cataracta** (*skle - ro - kat - ar - ak' - tah*) [*σκληρός*, hard; *καταράκτης*, cataract]. A hard cataract.
- Sclero-choroiditis** (*skle-ro-ko-roid-i'-tis*) [*σκληρός*, hard; *χοριοειδής*, choroid; *ιτις*, inflammation]. Conjoined inflammation of the choroid and the sclerotic coat of the eye.
- Sclero-conjunctival** (*skle-ro-kon-jungk-ti'-val*) [*σκληρός*, hard; *conjunctiva*, conjunctiva]. Pertaining conjointly to the sclerotic coat of the eye and the conjunctiva.
- Sclero-corneal** (*skle - ro - kor' - ne - al*) [*σκληρός*, hard; *corneus*, horny]. Pertaining conjointly to the sclerotic coat and the cornea of the eye.
- Sclerocrissorrhonus** (*skle - ro - kris - or - rong' - kus*) [*σκληρός*, hard; *κνισαῖν*, to crackle; *ῥέγειν*, to snore]. A dry crackling rāle.
- Sclerocrystallin** (*skle-ro-kris'-tal-lin*) [*σκληρός*, hard; *κρυστάλλος*, clear ice],  $C_2H_2O_3 + H_2O$ . A colorless substance derived from ergot.
- Sclerodactylia**, **Sclerodactyly** (*skle-ro-dak-til'-e-ah*, *skle-ro-dak'-til-e*) [*σκληρός*, hard; *δάκτυλος*, finger]. A dystrophy, thus far met with in women only, and characterized by a symmetric involvement of the fingers, which become deformed, shortened, and atrophied. The skin thickens and becomes of a waxy color, and occasionally is pigmented.
- Scleroderm** (*skle'-ro - derm*) [*σκληρός*, hard; *δέρμα*, skin]. In biology, the calcareous skeleton of a madreporal coral.
- Scleroderma** (*skle-ro-der'-mah*) [*σκληρός*, hard; *δέρμα*, skin]. *Scleroderma*; *sclerema*; *scleriosis*; *hide-bound skin*; *dermato-sclerosis*; *hide-bound disease*. A rare affection of the skin, characterized in general by infiltration of its substance, followed by shrinking or contraction and impairment of the secreting apparatus, resulting in a characteristic stiffness and hardening of the integument, occurring in diffuse and symmetric forms, and spreading more or less rapidly over the surface of the body, involving especially the scalp, face, neck, chest, and upper limbs. Itching may or may not be present. The etiology is obscure, but the disease is evidently of nervous origin. **S.**, **Circumscribed**. See *Morphea*. **S. diffusa**, a form confined to a particular area. **S. localis**, morphea; circumscribed scleroderma. **S. neonatorum**. See *Sclerema neonatorum*.
- Sclerodermatous** (*skle-ro-der'-mat-us*) [*σκληρός*, hard; *δέρμα*, skin]. Having a hard outer covering.
- Scleroderma** (*skle-ro-der'-me-ah*). See *Scleroderma*.
- Sclerodermic** (*skle-ro-der'-mik*). Same as *Sclerodermatous*.
- Sclerodermite** (*skle-ro-der'-mit*) [*σκληρός*, hard; *δέρμα*, skin]. In biology, a calcareous or chitinous exoskeletal element or sclerite of an arthropod.
- Sclerodermitic** (*skle - ro - der - mit' - ik*) [*σκληρός*, hard; *δέρμα*, skin; *ιτις*, inflammation]. Of the nature of or affected with sclerodermatitis.
- Sclerodermitis** (*skle - ro - der - mit' - tis*) [*σκληρός*, hard; *δέρμα*, skin; *ιτις*, inflammation]. An inflammatory skin-affection, with induration of the structures of the skin.
- Sclerodermous** (*skle-ro-der'-mus*). Same as *Sclerodermatous*.



**Sclerogen** (*skle'-ro-jen*) [*σκληρός*, hard; *γενής*, producing]. In biology, a name for the hard matter deposited in sclerotic or stone-cells.

**Sclerogenous** (*skle-roj'-en-us*) [*σκληρός*, hard, rough; *γενής*, producing]. In biology, producing hard, calcareous, silicious, or chitinous tissue. **S. Method**, a method of treating tuberculous joint-disease, by interstitial injections of zinc chlorid.

**Sclerohyemenitis** (*skle-ro-hi-men-i'-tis*). Synonym of *Scleritis*.

**Sclerohysteria** (*skle-ro-his'-ter-ah*). Synonym of *Sclerostera*.

**Scleroid** (*skle'-roid*) [*σκληρός*, hard; *είδος*, form]. In biology, hard or bony in texture.

**Sclero-iodin** (*skle-ro-i'-o-din*) [*σκληρός*, hard; *ιώδης*, violet]. A brownish coloring-matter found in ergot.

**Sclero-iritis** (*skle-ro-i'-ri'-tis*) [*σκληρός*, hard; *ίρις*, iris; *ιτις*, inflammation]. Inflammation of the sclera and the iris.

**Sclero-keratitis** (*skle-ro-ker-at-i'-tis*) [*σκληρός*, hard; *κέρας*, horn; *ιτις*, inflammation]. Inflammation of the sclera and the cornea.

**Scleroma** (*skle-ro'-mah*) [*σκληρός*, hard]. Abnormal hardness or induration of a part. A neoplasm that forms in the nose and larynx particularly, and which is characterized by its density. A bacillus has been found which is believed to be the cause of the condition. **S. adultorum**. Synonym of *Scleroderma*.

**Scleromeninx** (*skle-ro-me'-ninks*) [*σκληρός*, hard; *μήνιγξ*, membrane]. The dura mater.

**Scleromucin** (*skle-ro-mu'-sin*) [*σκληρός*, hard; *mucus*, mucus]. A gummy substance obtained from ergot, and said to be one of its active principles.

**Scleronyxis** (*skle-ro-niks'-is*) [*σκληρός*, hard; *νύξις*, a pricking]. Puncture of the sclerotic.

**Scleroöphoritis** (*skle-ro-o-for-i'-tis*) [*σκληρός*, hard; *ὄφον*, egg; *φορός*, bearing; *ιτις*, inflammation]. Sclerosis of the ovary.

**Scleropathia** (*skle-ro-pa'-the-ah*). See *Sclerosis*.

**Sclerophthalmia** (*skle-roff-thal'-me-ah*) [*σκληρός*, hard; *ὀφθαλμός*, eye]. Xerophthalmia.

**Sclerophthalmus** (*skle-roff-thal'-mus*) [*σκληρός*, hard; *ὀφθαλμός*, eye]. Staphyloma of the sclera.

**Sclerorrhynchus** (*skle-ror-rong'-kus*). See *Sclerobronchorrhynchus*.

**Sclerosal** (*skle-ro'-zal*) [*σκληρός*, hard]. Of the nature of sclerosis.

**Sclerosarcoma** (*skle-ro-sar-ko'-mah*) [*σκληρός*, hard; *σάρξ*, flesh; *όμα*, tumor]. A hard, fleshy tumor, especially of the gums.

**Sclerose** (*skle'-röz*) [*σκληρός*, hard]. To affect with sclerosis; to become affected with sclerosis.

**Sclérose en plaques** (*skla-röz' on plak*). Synonym of *Sclerosis*, *Multiple*.

**Sclerosed** (*skle'-röz-d*) [*σκληρός*, hard]. Affected with sclerosis; rendered abnormally hard. **S. Arteries**, arteries whose coats are thickened.

**Sclerosis** (*skle-ro'-sis*) [*σκληρός*, hard]. 1. A process which consists essentially in an overgrowth of the connective tissue of an organ. The term is applied chiefly to the nervous system and the arteries. 2. In biology, the hardening of a plant cell-wall by the formation of lignin; the induration of a normally soft tissue. **S.**, **Amyotrophic Lateral**, a combination of chronic anterior poliomyelitis with lateral sclerosis. The symptoms are in the main wasting of the muscles and a spastic condition of the limbs, with exaggeration of the reflexes. The disease is prone to end fatally by involvement of the medulla oblongata. **S.**, **Annular**, a chronic myelitis, in which the sclerosis extends about the cord like a ring. **S.**, **Arterio-**. See *Endarteritis*. **S.**, **Atrophic**, sclerosis with atrophy. **S.**,

**Cerebro-spinal**. See *Charcot's Disease*. **S. Combined**, simultaneous sclerosis of the posterior and the lateral columns of the spinal cord. **S.**, **corii**. Synonym of *Scleroderma*. **S. dermatis**. Synonym of *Scleroderma*. **S.**, **Diffuse**, when the sclerosis extends through a large part of the brain and cord. **S.**, **Disseminated**. See *Charcot's Disease*. **S.**, **Focal**, one confined to a particular region of the brain or cord. **S.**, **General**, a connective-tissue hyperplasia affecting an entire organ. **S.**, **Initial**, the syphilitic chancre. **S.**, **Insular**. See *Charcot's Disease*. **S.**, **Lateral**. See *Charcot's Disease*. **S.**, **Lobar**, sclerosis of a lobe of the brain. **S. of the Lung**. Synonym of *Pneumonia*, *Interstitial*. **S.**, **Miliary**, small sclerotic patches such as have been observed in the spinal cord in some cases of pernicious anemia. **S.**, **Multilocular**. See *Sclerosis*, *Disseminated*. **S.**, **Multiple**. See *Charcot's Disease*. **S. ossium**. Synonym of *Osteitis*, *Condensing*. **S.**, **Posterior Spinal**, locomotor ataxia; *tabes dorsalis*, *q. v.* **S.**, **Postero-lateral**. See *Friedreich's Ataxia*. **S.**, **Progressive Muscular**. Synonym of *Pseudohypertrophic Muscular Paralysis*. **S.**, **Renal**. Synonym of *Nephritis*, *Interstitial*. **S.**, **Syphilitic Arterio-**, the arterial sclerosis due to syphilis. It affects chiefly the intima, but also the adventitia. It occurs as a diffuse form, as in the brain; also in distinctly localized lesions, as in the chancre.

**Scleroskeletal** (*skle-ro-skel'-et-al*) [*σκληρός*, hard; *σκελετόν*, a dry body]. Pertaining to a scleroskeleton.

**Scleroskeleton** (*skle-ro-skel'-et-on*) [*σκληρός*, hard; *σκελετόν*, a dry body]. In biology, skeletal parts or ossifications other than the bones of the main endoskeleton, as sesamoid bones, ossified tendons, marsupial bones, etc.

**Sclerostenosis** (*skle-ro-ste-no'-sis*) [*σκληρός*, hard; *στένωσις*, constriction]. 1. Sclerosis with constriction. 2. Also, synonym of *Scleroderma*.

**Sclerosteous** (*skle-ro'-te-us*) [*σκληρός*, hard; *ὀστέον*, bone]. A bony formation resulting from osseous deposit in a tendon.

**Sclerostoma** (*skle-ro'-to-mah*) [*σκληρός*, hard; *στόμα*, mouth]. A genus of nematoid worms. See *Parasites (Animal)*, *Table of*.

**Sclerotai** (*skle-ro'-tal*) [*σκληρός*, hard]. In biology, one of a circlet of bones about the eyeball of certain birds; an eye-bone.

**Sclerote** (*skle'-röt*). Same as *Sclerotium*.

**Sclerothrix** (*skle'-ro-thriks*) [*σκληρός*, hard; *ὀρίξ*, hair]. Abnormal hardness of the hair.

**Scleroth's Cure**. The treatment of pleuritic effusions by diet, *i. e.*, the withdrawal of fluids for the purpose of causing absorption of the effusion.

**Sclerotic** (*skle-ro'-ik*) [*σκληρός*, hard]. 1. Hard, indurated; pertaining to the outer coat of the eye. 2. Related to or derived from ergot. **S. Arteritis**. See *Arterio-sclerosis* and *Endarteritis*. **S. Coat**. See *Sclerotica*. **S. Endocarditis**, a hyperplasia of the fibrillar layer of the endocardium. It may be a regenerative process following infarcts, abscesses, or wounds of the heart which implicate the endocardium; it may be a termination of acute endocarditis; it may (and this is the commonest form) be a chronic inflammation from the beginning, occurring as a part of a general vascular sclerosis. The last form affects especially the valves, and leads either to insufficiency or to obstruction of the valvular orifice. In the early stages it presents itself as a slight thickening; this increases in extent; the new tissue undergoes fatty degeneration (atheroma); eventually calcareous matter and, occasionally, cholesterol are deposited. **S. Myocarditis**, a

hyperplasia of the connective tissue of the myocardium. It may be a reparative process following wounds, infarcts, or abscess of the heart-wall, or it may be a diffuse chronic process, the heart participating in a general vascular sclerosis. **S. Parenchyma**, in biology, hardened parenchyma, as the grit-cells of pears.

**Sclerotica** (*skle-rot'ik-ah*) [σκληρός, hard]. The sclera or sclerotic coat of the eye; the firm, tough, white, outer membrane of the eyeball, continuous with the sheath of the optic nerve behind and with the cornea in front.

**Scleroticectomy** (*skle-rot-ik-ek'-to-me*) [σκληρός, hard; ἐκτομή, excision]. The removal of a part of the sclera.

**Scleroticitis** (*skle-rot-ik-i'-tis*). Synonym of *Scleritis*.

**Sclerotico-choroiditis** (*skle-rot'-ik-o-ko-roi-di'-tis*). Synonym of *Sclero-choroiditis*.

**Scleroticonyxis** (*skle-rot'-ik-o-niks'-is*). See *Scleronyxis*.

**Scleroticotomy** (*skle-rot-ik-ot'-o-me*) [σκληρός, hard; τομή, a cutting]. Incision of the sclerotic.

**Sclerotinic** (*skle-ro-tin'-ik*). Same as *Sclerotic*, second definition. **S. Acid**. See *Acid*, *Sclerotinic*.

**Sclerotitis** (*skle-rot'-tis*) [σκληρός, hard]. The ergot of rye, *q. v.*

**Sclerotitic** (*skle-ro-tit'-ik*) [σκληρός, hard; ιτις, inflammation]. Affected with sclerotitis.

**Sclerotitis** (*skle-ro-tit'-tis*) [σκληρός, hard, sclera; ιτις, inflammation]. Inflammation of the sclerótica.

**Sclerotium** (*skle-ro'-she-um*) [σκληρός, hard: *pl.*, *Sclerotia*]. In biology: (*a*) a thick mass of hyphae felted together, constituting a resting-stage in the development of some fungi, and acting as a store of reserve material; (*b*) the hypocyst of mycetozoa.

**Sclerotized** (*skle'-ro-tized*). Same as *Sclerosed*.

**Sclerotome** (*skle'-ro-tom*) [σκληρός, hard; τέμνειν, to cut]. 1. A knife used in sclerotomy. 2. In biology, a hard tissue separating successive myotomes in certain of the lower vertebrates.

**Sclerotomia** (*skle-ro-to'-me-ah*) [σκληρός, hard; τομή, a cutting]. The excision of a portion of the sclera for the purpose of forming an artificial pupil.

**Sclerotomy** (*skle-rot'-o-me*) [σκληρός, hard; τέμνειν, to cut]. The operation of incising the sclera, and also the choroid and retina. **S.**, **Anterior**, the making of an incision through the sclera anterior to the ciliary body and most of the iris, and entering the anterior chamber; it is done in glaucoma. **S.**, **Posterior**, sclerotomy done by an incision through the sclera behind the ciliary body, and entering the vitreous chamber.

**Sclerotonyxis** (*skle-ro-to-niks'-is*) [σκληρός, hard; νίξις, a pricking]. An operation for cataract formerly practised, in which a broad needle was introduced into the sclera, behind the ciliary region, passed between the iris and the lens, and the latter depressed into the vitreous.

**Sclerotrichia** (*skle-ro-trik'-e-ah*) [σκληρός, dry; θρίξ, hair]. A harsh and dry state of the hair.

**Sclerous** (*skle'-rus*) [σκληρός, hard]. Hard; indurated.

**Scleroxanthin** (*skle-ro-zan'-thin*) [σκληρός, hard; ξάνθος, yellow]. A crystalline substance derived from *Ergot*.

**Sclerymen** (*skle-ri'-men*). See *Sclera*.

**Sclerymenitis** (*skle-ri-men-i'-tis*). See *Scleritis*.

**Sclerysma**, **Sclerysmus** (*skle-ri'-mah*, *skle-ri'-mus*). See *Sclerosis*.

**Sclerystera** (*skle-ris'-ter-ah*) [σκληρός, hard; σπέρμα, womb]. Induration in malignant disease of the uterus.

**Scobiform** (*sko'-bif-orm*) [*scobis*, saw-dust, filings; *forma*, form]. In biology, resembling saw-dust.

**Scoleciasis**, **Scolecicis** (*sko-les-i'-as-is*, *sko-les-is'-is*). See *Helminthiasis*, also *Scholeciasis*.

**Scoleciform** (*sko-les'-if-orm*) [σκόληξ, a worm; *forma*, form]. Having the form or character of a scolex.

**Scolecite** (*sko'-les-it*) [σκόληξ, a worm]. In biology, a name given by Tulasne to the vermiform carapogonium of the fungus *Ascobotus*. It is a branch of the mycelium, consisting of a row of short cells. Woronin's "vermiform body."

**Scoleoid** (*sko'-le-koid*) [σκοληκοειδής, worm-like]. Vermiform.

**Scolecology** (*sko-le-kol'-o-je*). See *Helminthology*.

**Scolecophagous** (*sko-le-kof'-ag-us*) [σκόληξ, worm; φάγειν, to eat]. In biology, worm-eating.

**Scolesis** (*sko-le'-sis*). See *Scoliosis*.

**Scolex** (*sko'-leks*) [σκόληξ, a worm]. In biology, the knot-like head of a cestode worm, which by budding gives rise to the proglottides of the chain. See *Tania*.

**Scolices** (*sko-le'-sez*). Plural of *Scolex*, *q. v.*

**Scolioma** (*sko-le-o'-mah*) [σκολίωμα]. Curvature of the spine. See *Scoliosis*.

**Scolimeter**, **Scoliosometer** (*sko-le-om'-et-er*, *sko-le-om'-et-er*) [σκολιός, bent; μέτρον, measure]. An instrument for measuring the extent of a scoliosis.

**Scolioneurosis** (*sko-le-o-ni-ro'-sis*) [σκολιός, bent; ονειρος, a dream]. Oppressive, disagreeable dreaming.

**Scolio-rachitic** (*sko-le-o-rak'-it'-ik*) [σκολιός, bent; ράχις, spine; ιτις, inflammation]. Spinal deformity as a result of rickets.

**Scoliosis** (*sko-le-o'-sis*) [σκολιός, curved]. Any morbid distortion or curvature of the spine, especially a lateral curvature. **S.**, **Cicatricial**, scoliosis due to cicatricial contraction, such as occurs after costal necrosis. **S.**, **Empyematic**, that due to empyema. **S.**, **Habit**, scoliosis as a result of faulty posture. **S.**, **Inflammatory**, scoliosis due to caries of the vertebrae. **S.**, **Myopathic**, a form due to paresis of the muscles of the spine. **S.**, **Osteopathic**, spinal curvature caused by disease of the vertebrae. **S.**, **Paralytic**, the same as *S.*, *Myopathic*. **S.**, **Rachitic**, spinal curvature due to rachitis. **S.**, **Rheumatic**, temporary scoliosis caused by rheumatism of the muscles of the spine. **S.**, **Sciatic**, scoliosis in sciatica with the convexity toward the affected side. Frequently there is compensatory curvature higher up, and the leg is slightly flexed and supported on the toe. **S.**, **Static**, scoliosis as a result of inequality in the length of the lower limbs.

**Scoliosometer** (*sko-le-os-om'-e-ter*) [σκολιός, curved; μέτρον, measure]. An instrument for measuring the amount of deformity in scoliosis.

**Scoliotic** (*sko-le-ot'-ik*) [σκολιός, curved]. Pertaining to or marked by scoliosis.

**Scolopophore** (*sko-lo'-po-for*) [σκόλοψ, anything pointed, a rod, stake; φέρειν, bear]. In biology, the long, slender, stretched tube which conceals the terminal rod of the peripheral auditory nerve-fiber in certain arthropods. When grouped they form the peculiar *chordotonal organs*, *q. v.*

**Scolopsia** (*sko-lop'-se-ah*) [σκόλοψ, anything pointed]. A suture between two bones having reciprocal movement.

**Scolymus** (*skol'-im-us*) [σκόλυμος]. A genus of the *Compositae*. **S. hispanicus**, golden thistle, Spanish oyster-plant; the root was formerly used as a diuretic. **S. maculatus**, spotted golden thistle of the Mediterranean regions.

**Scoop** (*skiǝp*) [ME., *scope*, a scoop]. In surgery, an instrument resembling a spoon, for the extraction of foreign bodies from the softer tissues or from passages or cavities. **S.**, **Ear**, an instrument having a slender handle and a small, shallow bowl, used in removing epidermal scales or cerumen from the external audi-



tory canal. **S.-extraction**, an operation for cataract in which the lens is removed by means of a lens-scoop, or spoon, passed behind and lifted out with the lens. **S., Leroy d'Etiolle's**, a scoop resembling a lithotrite in shape, and used in removing urethral calculi. **S., Lithotomy**, an instrument used to remove calculi in the operation of lithotomy. **S., Placental**, a scoop or curet furnished with a long handle, and used to detach adherent portions of the placenta. **S., Schaffer's Throat**, an instrument for the throat, made so that it can be introduced closed, and then opened by means of a rod sliding within a hollow stem.

**Scoopers' Pneumonia**. The chronic form of pneumonia occurring in grain-scoopers from exposure to cold and dust.

**Scopà** (*sko'-pah*) [*scopa*, twigs, shoots, a broom]. See *Sarothrum*.

**Scoparin** (*sko'-par-in*) [*scopa*, a broom]. A diuretic principle obtained from scoparius. See *Scoparius*.

**Scoparius** (*sko-pa'-re-us*) [*scopa*, a broom: *gen.*, *Scoparii*]. Broom. The tops of the common broom-plant, *Cytisus scoparius*. Its properties are due to a neutral principle, scoparin,  $C_{21}H_{22}O_{10}$ , and an alkaloid, spartein. It is diuretic and laxative; in large doses cathartic and emetic. It is a favorite remedy in cardiac dropsy and kidney-complaints. Dose of an  $\mathfrak{z}$  j to Oj decoction,  $\mathfrak{z}$  j; of scoparin, gr. v-x; of the fluid extract gtt. xxx. **S., Decoct.** (B. P.) Dose  $\mathfrak{z}$  j-ijj. **S., Succus** (B. P.) Dose  $\mathfrak{z}$  j-ij.

**-scope** (*skôp*) [*σκοπεῖν*, to examine]. A suffix, signifying to see or examine; usually forming a part of the name of some instrument.

**Scopolein**, or **Scopolin** (*sko-po'-le-in*, *sko'-po-lin*) [after *Scopoli*, an Austrian naturalist]. An alkaloid extractive of *Scopolia japonica*. It is a powerful mydriatic, whose effects are more rapid and more lasting than those of atropin, and are neutralized by those of eserine. It is recommended in keratitis and corneal ulcers. Unof. It is said by some to be a natural mixture of hyoscin, hyoscyamin, and atropin.

**Scopoletin** (*sko-pol'-et-in*) [after *Scopoli*, an Austrian naturalist],  $C_{10}H_8O_4$ . A fluorescent, crystalline substance obtained from the root of *Scopolia japonica* and *Scopolia atropoides*.

**Scopolia** (*sko-po'-le-ah*) [after *Scopoli*, an Austrian naturalist]. A genus of the *Hyoscyameæ*. **S. Atropoides**. See *S. carniolica*. **S. carniolica**, the rhizome of a European solanaceous plant, of use as an efficient anhydrotic, checking sweating without producing dryness of the mouth or dilatation of the pupil. Also a local anesthetic. Dose of the fluid extract, m̄j-ijj. Unof. **S. japonica**, of Asia, has in general the properties of belladonna, for which it is substituted in Japanese practice. See *Scopolein*.

**Scoptula** (*skop'-tu-lah*) See *Scopula*.

**Scopula** (*skop'-u-lah*) [dim. of *scopa*, a broom]. See *Sarothrum*.

**Scopulate** (*skop'-u-lāt*) [*scopula*, a little broom]. In biology, broom-shaped.

**Scopuliform** (*skop'-u-lif-orm*). Same as *Scopulate*.

**Scoracratia** (*sko-rak-ra'-she-ah*) [*σκῶρ*, feces; *ἀκρᾶτα*, want of control]. Involuntary evacuation of the bowels.

**Scorax** (*sko'-raks*). A gum obtained from the olive-tree.

**Scorbatic** (*skor-bu'-tik*) [*scorbutus*, scurvy]. Pertaining to, affected with, or of the nature of scorbutus.

**S. Cancer**. Synonym for *Cancrum oris*.

**Scorbutus** (*skor-bu'-tus*) [L.]. See *Scurvy*. **S. alpinus**. See *Pellagra*. **S. nauticus**. See *Scurvy*.

**Scordein** (*skor'-de-in*) [*σκόρδιον*, a garlicy plant]. An

aromatic substance of a yellow color found in *Teucrium scordium*.

**Scordinema** (*skor-din-e'-mah*). See *Pandiculation*.

**Scordium** (*skor'-de-un*) [*σκόρδιον*, a garlicy plant].

The *Teucrium scordium*. **Aqua scordii**, a mixture of one part of scordium and three parts of water, reduced one-fourth by distillation. **Aqua scordii composita**, a preparation containing 11 parts each of scordium, Cretan dittany, spikenard, and the roots of Virginia snakeroot, sweet flag, and angelica, 4 parts each of opium and saffron, 6 each of cinnamon, cardamom, and cloves, and 360 of brandy.

**Extractum scordii**, a preparation made by infusing 1 part of scordium in 4 parts of boiling water, pouring off the infusion, repeating the process with a like volume of water, mixing the two infusions, and evaporating. **Syrupus scordii**, a preparation made by digesting 32 parts of scordium in 1000 of aqua scordii, and adding to the filtered liquid twice its weight of sugar. **Tinctura scordii**, a filtered infusion of 1 part of scordium in 4 parts of alcohol.

**Scorodolasarum** (*skor-o-do-las'-ar-un*). See *Asafetida*.

**Scorpioid** (*skor'-pe-oid*) [*σκορπιός*, a scorpion; *εἶδος*, form]. In biology, curved like the tail of a scorpion. Applied to certain cymes, like those of the forget-me-not and heliotrope.

**Scorteum** (*skor'-te-un*). Synonym of *Scrotum*.

**Scorzonera** (*skor-so-ne'-rah*) [It., "black bark"]. A genus of composite plants of many (Old World) species.

**S. hispanica**, **S. deliciosa**, **S. tuberosa**, and other species are cultivated for their esculent roots, which also are called scorzonera. **S. humilis** is diaphoretic and stimulant. Unof.

**Scotasma** (*sko-taz'-mah*). See *Scotoma*.

**Scotasmus** (*sko-taz'-mus*) [*σκότος*, darkness]. Dimness of vision. See *Coligo*.

**Scotch** (*skoch*) [a contraction of *Scottish*]. Pertaining to Scotland. **S. Fiddle**, the itch. **S. Method**. See *Anesthetic*. **S. Pine**, *Pinus sylvestris*.

**Scotodia** (*sko-to'-de-ah*). See *Amblyopia*.

**Scotodinia** (*sko-to-din'-e-ah*) [*σκότος*, darkness; *δίνος*, a whirl]. Giddiness, with the appearance of black spots before the eyes.

**Scotograph** (*sko'-to-graf*) [*σκότος*, darkness; *γράφειν*, to write]. An instrument for aiding the blind to write.

**Scotoma** (*sko-to'-mah*) [*σκότωμα*; *σκοτέω*, to darken: *pl.*, *Scotomata*]. A fixed spot or space in the field of vision corresponding to some abnormality in the retina or optic centers of the brain. **S., Absolute**, a scotoma in which perception of light is entirely absent. **S., Central**, a scotoma limited to the region of the macula lutea, or its immediate vicinity. **S., Color**, color-blindness limited to a part of the visual field, and which may exist without interruption of the field for white light. **S., Flittering**, a scotoma with serrated margins extending peripherally and producing a large defect in the visual field. **S., Negative**, a defect due to the destruction of the retinal center, and which is not noticeable to the patient. **S., Positive**, a scotoma perceptible to the patient as a dark spot before his eyes. **S., Relative**, a scotoma within which perception of light is only partially impaired. **S., Ring**, zones of scotoma surrounding the center of the visual field. **S., Scintillating**. See *S., Flittering*.

**Scotome** (*sko'-tōm*) [*σκοτός*, darkness]. A scotoma.

**Scotometer** (*sko-tōm'-et-er*) [*σκοτός*, darkness; *μετρέω*, measure]. An instrument for detecting, locating, and measuring scotomata.

**Scotomy** (*sko'-o-me*) [*σκοτός*, darkness]. Imperfect vision, with giddiness.

**Scotopsia** (*sko-top'-se-ah*). See *Myiodesopsia*.

**Scotos** (*sko'-tos*). See *Scotodinia*.

**Scotoscopia** (*sko-to-sko'-pe-ah*) [*σκοτός*, darkness; *σκοπεῖν*, to inspect]. See *Retinoscopy*.

**Scott-Battam's Method**. See *Treatment, Methods of*.

**Scott's Dressing**. "A method of treating fungous arthritis consisting in rubbing on compound mercury ointment and then applying pitch-plaster spread on leather."

**Scour** (*skowr*) [ME., *scouren*, to scour]. Diarrhea, as in cattle.

**Scourge** (*skerj*) [ME., *scourge*, scourge]. 1. Any severe epidemic disease of a fatal character. 2. To strike the skin with light whips or with knotted cords in order to produce counter-irritation.

**Scouring** (*skerj'-ing*) [ME., *scourge*, scourge]. A beating or flagellation. **S. Mania**, a religious mania of the 13th and 14th centuries characterized by the self-flagellation of the persons affected.

**Scouring** (*skowr'-ing*) [ME., *scouren*, to scour]. Purg-ing; also, diarrhea. **S. Rush**, the stalks of *Equisetum hyemale*. Diuretic and astringent. Dose of fld. ext. ℥xx-5j. Unof. See *Equisetum*.

**Scrape** (*skrāp*) [ME., *scrapien*, to scrape]. Galipot; a white viscid resin obtained from fir-trees; an inferior sort of turpentine.

**Scraper** (*skrā'-per*) [ME., *scrapien*, to scrape]. An instrument used to produce an abrasion. **S. Tongue**, an instrument used to remove accumulations of exfoliated epithelium and other foreign material from the tongue.

**Skrat** (*skrat*) [ME., *scrat*, a monster]. An hermaphrodite.

**Scratshed** (*skracht*) [ME., *scrat*]. Excoriated. **S. Skin**, a group of lesions directly and indirectly due to the constant irritation of the nails, and, as a whole, a symptom of prurigo, urticaria, scabies, and other pruritic diseases.

**Scratches** (*skrach'-es*) [from ME., *scrat*]. 1. Excoriations produced by the nails in scratching. 2. Grease; an eczematous inflammation of the feet of the horse. **S., Ohio**, prairie itch.

**Screable** (*skre'-a-bl'*) [*screare*, to hawk]. That which may be spit out.

**Screaming Fits**. See *Convulsions, Infantile*.

**Screation** (*skre-a'-shun*) [*screare*, to hawk]. The act of spitting.

**Screatus** (*skre-a'-tus*) [L., a "hawking."]. 1. Excretion. 2. Agnew's term for a singular neurosis of the nasal passages, characterized by paroxysms of short, noisy inspirations or snortings, "as though an effort were being made to draw into the pharynx some worrying secretion from the back of the nose." The paroxysms last for two or three minutes, are frequent in occurrence, and are utterly independent of the patient's volition. The patient is exhausted and becomes emaciated from the excessive wear. The condition is often due to some local irritation, and is, as a rule, amenable to treatment.

**Screw** (*skru*) [Dan., *skru*, a screw]. A cylindric rod on the surface of which is a projecting fillet or thread, passing spirally around at a constant angle to its axis. This fits into a hollow cylinder with its surface spirally grooved to correspond with the thread on the screw, which moves within it backward and forward in the direction of its length. **S.-driver Teeth**, peculiar teeth occurring in the subjects of hereditary syphilis. **S.-hook**, an instrument devised by Elsberg for the removal of foreign bodies from the ear. **S., Micrometer**, a screw with a very slight pitch for the measurement of very minute spaces and motions, as in the fine adjustment of microscopes. **S., Oral**, a screw of hard rubber or bone for insertion between the teeth to

separate the jaws. **S., Pancoast's**, a screw for drilling the fragments in ununited fracture.

**Scriptulus** (*skrip'-tu-lus*). See *Scruple*.

**Scriveners' Cramp**, or **Palsy**. See *Paralysis, Writers'*.

**Scrobe** (*skrōb*) [*scrobis*, a ditch, a trench]. In biology, a groove for the reception of the basal joint of the antenna, occurring at the side of the rostrum in certain beetles. **S., Mandibular**, a groove in the side of the mandible in certain insects.

**Scrobicula** (*skro-bik'-u-lah*) [L.]. In biology, a smooth space surrounding a tubercle on the test of a sea-urchin.

**Scrobicular** (*skro-bik'-u-lar*) [*scrobiculus*, a little ditch]. Pertaining to scrobiculæ.

**Scrobiculate** (*skro-bik'-u-lāt*) [*scrobiculus*, a little ditch or trench]. In biology, pitted or grooved. Possessing minute or shallow depressions.

**Scrobiculus** (*skro-bik'-u-lus*) [L.]. A small pit or furrow. **S. cordis**. See *Anticardium*. **S. variolæ**, a scar made by a small-pox pustule.

**Scrofula** (*skrof'-u-lah*) [dim. of *scrofa*, a sow]. Tuberculous adenitis. A morbid condition, usually constitutional, and frequently hereditary, characterized by glandular tumors, having a tendency to suppuration, and leaving indolent ulcers very stubborn to treatment. It is now generally accepted as a manifestation of tuberculosis. The term is gradually falling into disuse. **S., Benign**, a condition characterized by inflammation, not endangering life, as lupus erythematosus. **S., Fixed Primitive**, a condition in which the symptoms presented at the onset of the disease are maintained to its close. **S. fugax**. See *S., Fugitive*. **S., Fugitive**, suppurative cervical adenitis with eczema capitis (Cullen). **S., Ganglionic**, scrofulous adenitis. **S., Malignant**, lymphadenoma. **S. mesenterica**, tabes mesenterica. **S. moluccana**. See *Yarus*. **S., Mucous**, an old term for a supposed scrofula of the mucous membranes. **S., Phagedenic**, of Bazin, a scrofula with a marked tendency to phagedenic ulceration. **S., Primitive**, a term formerly applied to scrofula in its early stage. **S., Pulmonary**, pulmonary tuberculosis. **S., Quaternary**, visceral tuberculosis. **S., Senile**, a condition occurring in advanced age, and characterized by stromous ulcers, which are apt to develop into rodent ulcer or epithelioma. **S., Visceral**, the same as *quaternary scrofula*.

**Scrofulcrosis** (*skrof-u-lēl'-ko'-sis*) [*scrofula*, scrofula; *ἔλκος*, ulceration]. Scrofulous ulceration.

**Scrofulide** (*skrof'-u-lid*) [*scrofula*, scrofula]. See *Scrofuloderma*. **S. boutonneuse bénigne**, of Bazin, prurigo. **S.s malignes**, of Bazin, lupus erythematosus and lupus vulgaris. **S. tuberculeuse**, lupus vulgaris.

**Scrofulism** (*skrof'-u-lizm*) [*scrofula*, scrofula]. The scrofulous diathesis or condition.

**Scrofuloderm** (*skrof'-u-lo-derm*) [*scrofula*, scrofula; *δέρμα*, skin]. See *Scrofuloderma*. **S., Large Pustular**, ecthyma scrofulosum. **S., Small Pustular**. See *Lichen scrofulosus*.

**Scrofuloderma** (*skrof-u-lo-der'-mah*) [*scrofula*, scrofula; *δέρμα*, the skin]. A term applied to the various forms of suppurating dermatitis. The lesions most commonly occur in the skin of the face and neck, over caseating and softening lymphatic glands. **S. gummatosum**. See *S. tuberculosum*. **S. papulosum**. See *Lichen scrofulosus*. **S. squamosum**, a furfuraceous exfoliation of the epidermis occurring in scrofulous subjects. **S. tuberculosum**, a condition characterized by cellular infiltrations, forming nodes and having a tendency to ulcerate. The lesions begin as hard, rounded, subcutaneous nodules, freely movable



beneath the skin. Later the skin is implicated, becomes adherent and violaceous, and the tumors soften, with obvious fluctuation (*S. gunnatosum*). They may then be absorbed or evacuated spontaneously, in which case they cicatrize slowly or form spreading ulcers with thin, red, undermined edges, uneven bases, and pale, pus-covered, unhealthy granulations, sometimes associated with numerous deep sinuses (*S. ulcerosum*). **S. ulcerosum**, granuloma fungoides. See *S. tuberculosis*. **S. verrucosum**, tuberculosis verrucosa cutis (Riehl and Paltauf); lupus verrucosus and verruca necrogenica (Unna).

**Scrofulome** (*skrof'-u-lom*) [*scrofula*, scrofula; *ōua*, tumor]. A tumor of a supposed scrofulous nature or origin.

**Scrofulonychia** (*skrof-u-lo-nik'-e-ah*) [*scrofula*, scrofula; *ōvūš*, nail]. Onychia maligna.

**Scrofulophyma** (*skrof-u-lo-fi'-mah*) [*scrofula*, scrofula; *ōvua*, growth]. Scrofuloderma tuberculosum. **S. diffusum**, elephantiasis scrofulosa.

**Scrofulosis** (*skrof-u-lō'-sis*) [*scrofula*, scrofula; *vōsoos*, disease]. A scrofulous condition, disease, or diathesis. **S. erethica**, Scrofulosis with a tendency to suppurative adenitis. **S. torpidus**, scrofulosis, as it is manifested by the puffy face with thick nose and lips, slender limbs, and prominent abdomen, and also other characteristic features of the facies scrofulosa.

**Scrofulous** (*skrof'-u-lus*) [*scrofula*, scrofula]. Having the nature of scrofula. Affected with scrofula. **S. pneumonia**, secondary inflammatory processes in the lungs occurring in pulmonary scrofula. **S. teeth**, teeth similar in some respects to those of syphilis, but distinguished by a muddy-white color; they are large, rough, and irregular; their lingual surfaces are indented; the arch is broad, and the teeth regular in arrangement.

**Scrofulousness** (*skrof'-u-lus-nes*) [*scrofula*, scrofula]. The scrofulous character or condition.

**Scroll** (*skrōl*) [ME., *scrolle*, scroll]. A roll of paper, or anything folded so as to resemble a roll. **Ss.**, Olfactory, the turbinate bones.

**Scrophula** (*skrof'-u-lah*). See *Scrofula*.

**Scrophularia** (*skrof-u-lā'-re-ah*) [*scrofula*, scrofula]. A genus of flowering plants called figworts; the type of the important order of *Scrophulariaceae*. There are some 120 species. **S. nodosa**, of Europe and North America, has been much used in the treatment of scrofula, piles, and ulcers. Unof. **S. officinalis**, **S. vulgaris**. See *S. nodosa*.

**Scrophulelcosis**. See *Scrofululelcosis*.

**Scrophulophyma**. See *Scrofulophyma*.

**Scrotal** (*skrō'-tal*) [*scrotum*, scrotum]. Pertaining to the scrotum. **S. Hernia**, protrusion of the gut through the external ring and into the scrotum; oscheocele.

**Scrotoform** (*skrō-tī'-form*) [*scrotum*, scrotum; *forma*, form]. In biology, shaped like a purse or pouch with two compartments, as the pod of shepherd's purse (*Capsella*).

**Scrotitis** (*skrō-tī'-tis*) [*scrotum*, scrotum; *itis*, inflammation]. Inflammation of the scrotum.

**Scrotocele** (*skrō'-to-sēl*) [*scrotum*, scrotum; *κήλη*, tumor]. Same as *Scrotal Hernia*.

**Scrotum** (*skrō'-tum*) [L.]. The pouch containing the testicles, consisting of a thin, brownish skin marked by numerous rugæ, and beneath which are the dartos, the spermatic fascia, the cremasteric fascia, the infundibuliform fascia, and the parietal tunica vaginalis. **S. cordis**, the pericardium. **S. lapillosum**, multiple calcareous atheroma of the scrotum.

**Scrubgrass** (*skrub'-gras*). See *Scouring Rush*.

**Scruff** (*skruf*) [origin obscure]. A popular name for the nape, or back of the neck.

**Scruple** (*skru'-pl*) [*scrupulum*, a scruple]. In Apothecaries' weight, 20 grains. Represented by the sign  $\mathfrak{D}$ .

**Scrupulosity** (*skru-pu-los'-it-e*) [*scrupulosus*, exact]. An over-precision, or morbid conscientiousness as to one's thoughts, words, and deeds. It is somewhat common among insane persons of a certain type.

**Scull** (*skul*). See *Skull*. **S.-cap**. See *Skull* and *Scutellaria*.

**Scultetus**, Bandage of. See *Bandage*.

**Scurf** (*skerf*) [ME., *scurf*, scurf]. The bran-like exfoliation of the epidermis, especially from the scalp. It is popularly known as "dandruff" or "dandriff." **S.-skin**, the epidermis.

**Scurvy** (*sker'-ve*) [ME., *scurvy*]. A disease observed both on land and at sea among persons who have been deprived of wholesome diet for any length of time; it is characterized by spongy gums, extravasations of blood, livid, indurated patches of skin, hemorrhages from the mucosa, fetor of the breath, and painful contractions of the muscles. It is aggravated by want of cleanliness and by a diet of fat, salt meat. It soon disappears under a vegetable diet, vegetable acids, etc. **S. of the Alps**. See *Pellagra*. **S., Button**, a disease which prevailed among the peasantry of Ireland, in 1814. It was described as an eruption of "convex tubercles, varying from the size of a split pea to that of a shilling," having "an appearance somewhat like the surface of a raspberry," and exuding "a white, tenacious matter which formed thin, yellow crusts" (Carmichael). **S.-grass**, plants of the genus *Cochlearia*; spoonwort. Common scurvy-grass, *Cochlearia officinalis*, is stimulant, diuretic, and antiscorbutic. It is administered in an infusion made of one part of the herb in 12 parts of water, evaporated one-half by heating. Dose  $\mathfrak{z}$ ij. **S., Land**, scurvy affecting landmen. See *Purpura hemorrhagica*. **S., Norwegian**. See *Radesyge*. **S. Rickets**, a form of scurvy associated with rickets occurring in young infants improperly fed. It appears especially in those cases in which there is a lack of fresh milk in the diet.

**Scutate** (*sku'-tāt*) [*scutum*, a shield]. In biology, shaped like a buckler.

**Scute** (*skūt*) [*scutum*, a shield]. In biology, a scale or plate, a *scutum*, *q. v.*

**Scutellar** (*sku-tel'-ar*) [*scutellum*, a little shield]. Of or pertaining to a scutellum.

**Scutellaria** (*sku-tel'-a'-re-ah*) [*scutellum*, a little shield]. A genus of labiate plants. Skull-cap, the leaves and twigs of *S. lateriflora*, have reputed properties as a tonic nervine, in tremors, chorea, hysteria, etc. Dose of the fld. ext.  $\mathfrak{z}$ ss-ij. **S. galericulata** is considered astringent and febrifuge, as is also **S. integrifolia**. All unof.

**Scutellarin** (*sku-tel'-a'-rin*) [*scutellum*, a little shield]. A precipitate from a tincture of *Scutellaria lateriflora*; nervine, tonic, diuretic, and antispasmodic. Dose gr. j-ij. Unof.

**Scutellate** (*sku'-tel'-āt*) [*scutellum*, a little shield]. In biology: (a) provided with scutella or transverse scales, as the feet of certain birds; (b) plate-shaped.

**Scutelliform** (*sku-tel'-if-orm*) [*scutellum*, a little shield; *forma*, form]. Scutellate.

**Scutelligerous** (*sku-tel'-ij'-er-us*) [*scutellum*, a little shield; *gerere*, to carry]. In biology, provided with a scutellum.

**Scutelliplantar** (*sku-tel-ip-lan'-tar*) [*scutellum*, a little shield; *planta*, the sole of the foot]. In biology, applied to certain birds in which the planta or back of the tarsus is provided with transverse scales.

**Scutellum** (*sku-tel'-um*) [dim. of *scutum*, a shield: *pl.*, *Scutella*]. 1. *Scutulum*; the characteristic "plate" of *Tinea favosa*. It shows a typical central depression with raised edges (cupped), is usually marked with concentric lines, and may be as large as a split pea. It is whitish or pale-yellow in the center, vivid-yellow at the periphery. 2. In biology: (a) (1) In lichens a sessile shield-shaped apothecium; (2) in *Gramineae*, the cotyledon that envelops the embryo and is modified to absorb the reserve materials and convey the nutriment to the embryo; (b) (1) one of the sclerites composing the tergum of an insect; (2) one of the plates of the tarsus of certain birds.

**Scutia** (*sku'-te-ah*) [*scutum*, a shield]. A genus of the *Rhamnea*. A shrub growing in Asia; the leaves, made into an ointment, are used as an oxytocic in India.

**Scutiform** (*sku'-tif-orm*) [*scutum*, a shield]. Shield-shaped. **S. Leaf**, the first-formed leaf or cotyledon in *Salvinia*, so named from its peculiar shape.

**Scutigerous** (*sku-tij'-er-us*) [*scutum*, shield; *gerere*, to carry]. In biology, provided with a scute.

**Scutiped** (*sku'-tip-ed*) [*scutum*, a shield; *pes*, foot]. In biology, a bird with scaled tarsi.

**Scuto-auricularis** (*sku-to-aw-rik-u-la'-ris*) [*scutum*, shield; *auricula*, ear]. A muscle attached to the scutiform cartilage of the ear.

**Scutulatio** (*sku-tu-la'-she-o*) [*scutum*, a shield]. A cutaneous disease of new-born infants. See *Ichthyosis congenita* and *Ichthyosis sebacea*.

**Scutulum** (*sku'-tu-lum*). See *Scutellum*.

**Scutum** (*sku'-tum*) [*scutum*, a long shield: *pl.*, *Scuta*]. 1. An exoskeletal scale or plate. 2. The thyroid cartilage. **S. cordis**, the sternum. **S. genui**, the patella. **S. pectoris**, the thorax. **S. thoracis**, the sternum. **S. tympanicum**, the semilunar plate of bone separating the attic of the tympanum from the outer mastoid cells.

**Scybala** (*sib'-al-ah*). Plural of *Scybalum*, *q. v.*

**Scybalous** (*sib'-al-us*) [*σκύβαλον*, fecal matter]. Of the nature of a scybalum.

**Scybalum** (*sib'-al-um*) [*σκύβαλον*, fecal matter]. Abnormally hard fecal matter that has aggregated into lumps.

**Scyllite** (*sil'-it*) [*σκύβαλον*, fecal matter],  $C_6H_{12}O_6$ . A glucose obtained from the intestines, kidney, liver, etc., of the hag-fish, skate, and shark.

**Scyphistoma** (*si-fis'-to-mah*) or **Scyphostoma**, (*si-fos'-to-mah*) [*σκύφος*, a cup; *στόμα*, mouth: *pl.*, *Scyphistomata*, *Scyphostomata*]. In biology, the hydra-tube stage in the development of *Medusæ*. It arises from the *scyphula*, and gives rise to the free-swimming medusa by the tearing away of the larger portion of the body. The remaining stem can, however, become regenerated into a complete attached medusa (monodisc strobila); or the stem of the scyphistoma may become regenerated into a new scyphistoma before the first medusa has detached itself; and when this regenerative process continues without the medusæ at once fully detaching themselves we have a polydisc strobila, a temporary animal stock. The whole process is called *strobilation*, *q. v.*

**Scyphula** (*sif'-u-lah*) [*scyphulus*, dim. of *scyphus*, a cup]. In biology, a stage in the development of the acraspede *Medusæ*, in which the primitive larva resembles an attached coral-like animal. It later develops into an attached young *Medusa*, the *Scyphistoma*, *q. v.*

**Scyphus** (*si'-fus*) [*σκύφος*, a drinking-cup]. A cup, or structure having the shape of a cup. **S. auditorius**, **S. cochleæ**, **S. vieussenii**, the infundibulum of the cochlea. **S. lapideus in oculo**, a cup-shaped con-

cretion in the eye, probably identical with what is known as ossification of the choroid.

**Scyros** (*si'-ros*.) Synonym of *Callosity*.

**Scytalis** (*si'-al-is*) [*σκυτάλη*, a staff]. A phalanx of the fingers.

**Scythian Disease** (*sith'-e-an dis-ē'*). Atrophy of the male generative organs, with consequent loss of physical power, masculinity, etc. It is an attendant or result of sexual perversion, its victims adopting the dress and manners of women. It prevails locally in the Caucasus (as in the time of Herodotus), and is common as far eastward as Alaska.

**Scythrospasmus** (*si-thro-spaz'-mus*) [*σκυθρός*, angry; *σπασμός*, spasm]. A heavy or fatigued expression, regarded as an evil symptom in grave disease.

**Scytitis** (*si-ti'-tis*) [*σκύτος*, skin; *τις*, inflammation]. Inflammation of the skin; dermatitis.

**Scytoblastema** (*si-to-blas-te'-mah*) [*σκύτος*, skin; *βλάστημα*, germ]. The primitive or embryonic stage of the development of the skin.

**Scytoblastesis** (*si-to-blas-te'-sis*) [*σκύτος*, skin; *βλάστημα*, germ]. The condition and progress of scytoblastema.

**Scytomorphosis** (*si-to-mor-fo'-sis*) [*σκύτος*, skin; *μόρφωσις*, shaping]. An abnormal development of the skin.

**Scytonemin** (*si-to-ne'-min*) [*σκύτος*, skin, hide; *νήμα*, a thread]. A deep yellow or brown pigment coloring the filament-sheath in many of the *Scytonemaceæ*. See *Pigments*, *Conspectus of*.

**Sea** (*se*) [ME., *see*, sea]. The ocean. **S.-moss**. See *Carragheen*. **S.-sickness**, the nausea and vomiting affecting persons at sea, or those who are subjected to any undulatory motion like that of a vessel. **S.-tangle**, the stem of *Laminaria digitata*, a marine plant. The dried stem, introduced into a moist canal or hollow organ, swells and dilates the cavity. See *Tent*. **S.-water bath**. See *Bath*. **S.-weed**, any marine plant of the order *Algæ*. **S.-weed bath**, a bath in sea-water charged with an infusion of some medicinal seaweed. **S.-wrack**. See *Fucus vesiculosus*.

**Seal** (*sēl*) [ME., *seel*, seal]. A body of water, or other material, placed in the trap of a house-drain for the purpose of preventing the ingress of sewer-air.

**Sealing** (*se'-ling*) [ME., *seelen*, to seal]. The exclusion of air from a wound during the process of healing. **S.-wax**, a product manufactured from shellac, to which have been added Venice turpentine to make it more fusible and less brittle, and some mineral coloring-matter, usually vermilion. For black sealing-wax the best ivory-black is used; for golden-color wax, "mosaic gold" (stannic sulphid); for green wax, powdered verdigris, and for the commoner varieties earthy materials.

**Seam** (*sēm*). See *Suture* and *Raphe*.

**Searcher** (*serch'-er*) [ME., *serchen*, to search]. An instrument used for the detection of stone in the bladder.

**Searching** (*serch'-ing*) [ME., *serchen*, to search]. Probing; sounding. The operation of exploring the bladder by means of a metallic sound, for the purpose of detecting the presence or absence of calculi. **S. Ocular**. See *Ocular*.

**Seamstress's Cramp**. See *Cramp*.

**Seaside Grape**. West Indian kino, from *Coccoloba uvifera*.

**Seasoning** (*se'-zn-ing*) [Fr., *saisonner*, to have a good flavor]. Adding a higher relish to food; acclimatizing. **S. Fever**, the febrile symptoms occurring during the process of acclimatization.

**Seat** (*sēt*) [ME., *sete*, seat]. Breech; nates. **S.-bone**,



the ischium. **S.-worm**, thread-worm. See *Oxyuris*, under *Parasites (Animal)*, *Table of*.

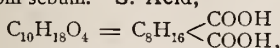
**Seb** (*seb*). Gold of the alchemists; also alum.

**Sebaceous** (*se-ba'-shus*) [*sebum*, suet, fat]. Pertaining

to fat or suet, and especially to the sebaceous glands of the corium of the skin.

**S. Cyst**, wen, atheroma, steatoma; a cystic tumor varying in size from a millet-seed to an orange, situated in the skin or subcutaneous tissue. It occurs most frequently on the scalp, face, back, and scrotum, and may be single or multiple. **S. Flux**. See *Seborrhea*.

**Sebatic** (*se-ba'-sik*) [*sebum*, fat]. Pertaining to or derived from sebum. **S. Acid**,



a dibasic acid obtained by dry distillation of oleic acid and by the action of sodium hydroxid on castor-oil.

**Sebacin** (*se-ba'-sin*) [*sebum*, fat]. 1. A hydrocarbon obtained by distilling calcium sebate with an excess of calcium carbonate. 2. An unctuous substance found in the fruit of *Myristica sebifera*.

**Sebadilla** (*seb-ad-il'-ah*). See *Cevadilla*.

**Sebastomania** (*se-bas-to-ma'-ne-ah*) [*σεβαστός*, revered; *μανία*, madness]. Religious insanity.

**Sebate** (*se'-bat*) [*sebum*, fat]. A salt of sebatic acid.

**Sebel**. See *Pannus oculi*.

**Sebesten** (*se-bes'-ten*) [Ar. *sebastān*, the fruit sebesten]. A tree of Asia, *Cordia nuxa* L.; also, *C. obtusifolia*; also their edible fruits, called sebesten plums. The latter, dried, have been much used for their demulcent qualities. Unof.

**Sebic** (*se'-bik*). See *Sebatic*.

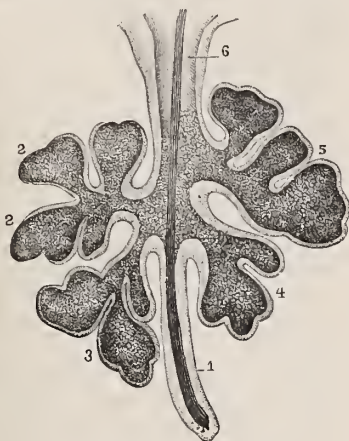
**Sebiferous** (*se-bif'-er-us*) [*sebum*, fat; *ferre*, to bear]. Same as *Sebiparous*.

**Sebiparous** (*se-bip'-ar-us*) [*sebum*, fat; *parere*, to produce]. Forming or producing sweat.

**Sebolith** (*seb'-o-lith*) [*sebum*, fat; *λίθος*, stone]. A calculus, or hard concretion, in a sebaceous gland.

**Seborrhagia** (*seb-or-a'-je-ah*). See *Seborrhea*.

**Seborrhea**, **Seborrhœa** (*seb-or-e'-ah*) [*sebum*, suet; *ῥοία*, a flow]. *Sebaceous flux*; *steorrhœa*; *seborrhagia*; *steorrhœa*; a disorder of the secretory organs of the skin, in which there is an alteration and increase of sebaceous secretion, and, according to some, an involvement of the sweat-coils, as well as of the sebaceous glands. It is characterized by the formation of an oily, waxy, or scaly accumulation on the surface. **S. adiposa**. See *S. oleosa*. **S. amianthacea**, **S. capillitii**, **S. capitis**, seborrhea of the scalp. See *S. sicca* and *Alopecia furfuracea*. **S. cerea**, the waxy form of *S. sicca*. It



LARGE SEBACEOUS GLAND.

1. Hair in its follicle. 2, 3, 4, 5. Lobules of the gland. 6. Excretory duct traversed by the hair.

is the vernix caseosa of the new-born. It occurs at almost any age after birth, and includes the accumulation of smegma beneath the prepuce. At puberty and onward it is seen most commonly on the scalp, where it forms dirty-looking, yellowish or greenish-brown, or even black, plates or crusts of fat and epithelium. It leads to atrophy of the hair. **S. congestiva**, *lupus erythematosus* of Hebra; it is the early stage of lupus erythematosus. **S. corporis**, **S. papulosa** seu *lichenoides*, a papular, ringed, serpiginous eruption, confined to the trunk, and characterized by slight scaliness and marked greasiness, and frequently associated with *S. capitis*. It is popularly known as "flannel rash." Its synonyms are: *Lichen circinatus*, *L. circumscriptus*, *L. annulatus serpiginosus*, *L. gyratus*. **S. crustosa**. See *S. sicca*. **S. dermatitis**. See *S. corporis*, *S. eczema*, *S. eczematiformis*, *S. psoriasiformis*, the various forms resembling ordinary dermatitis, and comprised under the general term, *S. dermatitis*. **S. eczema** of Unna. See *S. dermatitis*. **S. eczematoid**, seborrhea associated with active inflammation of the scalp. The margin of the affected area is well defined, and there is abundant formation of flaky, fatty scales. This acute condition is due to some depressing influence, mental or physical. **S. faciei**, a common sequel of variola and other exanthemata, and often associated with rosacea. It affects chiefly the forehead, superciliary regions, and sides of the nose and cheeks. The scales are often greenish or blackish. **S. fluida**. See *S. oleosa*. **S. furfuracea** seu *pityriasiformis*, the scaly form of *S. sicca*. It constitutes the condition known as scurf or dandruff, and is the *alopecia pityroides* of Pincus. **S. genitalium**, the accumulation of smegma beneath the prepuce, about the clitoris, and between the labia and the nymphæ. **S. lichenoides**. See *S. corporis*. **S. localis**, circumscribed seborrhea, as when it occurs on the face only. **S. nasi**, seborrhea attended with the formation of yellow crusts on the tip of the nose (*S. flavescens*). **S. nigra**, **S. nigricans**, seborrhea with the formation of dark-colored crusts, the coloration being usually from dirt. See *Chromidrosis*. **S. oleosa**, a variety in which there is an excess of oily secretion on the surface. The face has a greasy appearance and feel; the complexion is generally thick and muddy-looking. It occurs usually in young adults. **S. papulosa**. See *S. corporis*. **S. psoriasiformis**, one of the least common forms of seborrhea, consisting of well-defined bright-red patches, with scanty, scaly, and fatty crusts. The individual patches may coalesce and cover a considerable area. The eruption is chiefly met with in the axilla and on the trunk. **S. sicca**, the commonest form of the disease, characterized by fine greasy or branny scales; the underlying skin is pale and leaden. There are no subjective symptoms. It is one of the chief causes of premature baldness. **S. squamosa** (seu *sicca*) **neonatorum**, *ichthyosis congenita*; regarded by Hebra as a general seborrhea. The entire surface of the body is covered with fatty, thick, epidermic plates, firmly adherent to the skin, and broken by deep rhagades extending down into the corium. Owing to the stiffness and contraction of the skin, the eyes cannot be completely opened or closed, the lips are retracted, the nose and ears are atrophied, and the toes contracted and cramped. If not born dead, the subject soon succumbs from starvation and depression of temperature. **S. syphilitica**, *S. capitis* when associated with syphilitic lesions of the scalp. **S. tabescentium**, a form of *S. furfuracea*, occurring in diabetes and chronic wasting diseases. **S. universalis**, *Pityriasis tabescentium*; a variety occurring only at the end of wasting dis-

- eases, as diabetes mellitus. It consists in a universal, branny desquamation, especially over the trunk and extremities.
- Sebum** (*se'-bum*) [L.]. The secretion of the sebaceous glands. See also *Sebum*. **S. palpebrale**, Lema: the dried glandular secretion of the eyelids. **S. præputiale**, **S. præputii**, smegma præputii.
- Sec** (*sek*) [Fr.]. Dry; said of bloodless surgical operations.
- Secale** (*sek-a'-le*) [L.]. Rye. **S. cereale**, common rye; rye-flour furnishes a nutritious bread. Alone or mixed with bran it is used as an absorbent and emollient application, and as a mush it is said to be laxative. *Carbonised Rye* is used in tooth-powders. **S. cornutum**. See *Ergot*. **S. farina**, rye-meal.
- Secalin** (*sek'-al-in*). See *Trimethylamin*.
- Secamone** (*sek-am-o'-ne*) [L.]. A genus of the *Secamoneæ*. **S. emetica**, a shrub of India; the root contains an acrid, emetic principle.
- Secernment, Secerning** (*se-sern'-ment, se-sern'-ing*) [*secernere*, to separate]. Secreting; applied to the function of a gland or a follicle.
- Secessio, Secessus** (*se-sesh'-e-o, se-ses'-us*). Defecation.
- Secohm** (*sek'-ôm*) [*secundus*, following; *ohm*]. A unit of electric self-induction.
- Second** (*sek'-und*) [*secundus*, next]. Next after the first. **S. Intention**. See *Healing*. **S.-sight**. See *Clairvoyance*.
- Secondaries** (*sek'-un-da-rêz*) [*secundus*, second]. A name sometimes applied to the secondary symptoms of syphilis, in contradistinction from the primaries.
- Secondary** (*sek'-un-da-re*) [*secundarius*]. 1. Following, succeeding to a first. Subordinate in order of time or development; an induced or faradic electric current. 2. In chemistry, a hydrocarbon having a substituted radicle attached to a carbon atom which is attached to two other carbon atoms. **S. Amputation**, consecutive amputation, or amputation done after the subsidence of inflammatory symptoms. **S. Cataract**. See *Cataract*. **S. Dentine**, dentine formed at a later period than the rest of the dentine; when the pulp, for example, is converted into solid material and no pulp-cavity remains the material so formed is called "secondary dentine." **S. Hemorrhage**. See *Hemorrhage, Consecutive*. **S. Syphilis**. See *Syphilis*. **S. Tertiary**, those diatomic alcohols in which one molecule of hydroxyl is attached to a carbon atom which is attached to two other carbon atoms, and the other molecule of hydroxyl is attached to a carbon atom itself connected with three other carbon atoms.
- Secreta** (*se-kre'-tah*) [*secernere*, to separate]. The substances secreted by a gland, follicle, or other organ; products of secretion.
- Secreting** (*se-kre'-ting*) [*secernere*, to separate]. Effecting secretion]. **S. Fringes**, synovial fringes.
- Secretion** (*se-kre'-shun*) [*secretio*: *pl.*, *Secretiones*]. The natural function of certain organs of the body, mainly the glands and follicles. It consists in the separation and elaboration of fluid or semi-fluid substances differing according to the organ in which they are secreted. Also, the substance secreted. **S., Antilytic**, the saliva secreted by a submaxillary gland with intact nerves, as distinguished from that which flows from a gland which has had its nerves divided (Langley). **S., Menstrual**, menstrual blood. **S., Paralytic**, the abnormal discharge from a gland after section of its motor nerve. **S., Sebaceous**, sebum. **S., Internal**, the secretion of an organ that is not excreted or discharged, as, *e.g.*, glycogen.
- Secretitious** (*se-kre-tish'-us*) [*secretio*, a secretion]. Of the nature of a secretion.
- Secretodermatosis** (*se-kre-to-der-mat-o'-sis*) [*secretio*, a secretion; *δέρμα*, skin; *νόσος*, disease]. An affection of the secretory apparatus of the skin.
- Secretomotor** (*se-kre'-to-mo'-tor*) [*secretio*, a secretion; *motor*, a mover]. Applied to nerves intermediating the function of secretion.
- Secretory** (*se'-kre-tor-e*) [*secernere*, to separate]. Performing secretion; applied to those glands or organs that form or produce secretions. **S. Fibers**, centrifugal nerve-fibers exciting secretion.
- Secretum** (*se-kre'-tum*). See *Secretion*.
- Section** (*sek'-she-o*) [L.]. Section. **S. abdominis**. See *Laparotomy* and *Celiotomy*. **S. agrippina**, Cesarean section. **S. alta**, high or supra-pubic section in lithotomy. **S. alta subpubica**, transverse section beneath the pubic arch in lithotomy. **S. anatomica**, a dissection. **S. bilateralis**, bilateral cystotomy. **S. cadaveris**, an autopsy. **S. cæsarea**, Cesarean section. **S. corneæ**, keratotomy. **S. fistularum**, section of the tissues between the two openings of a complete anal fistula. **S. frænuli præputii**, division of the preputial frenum for the relief of penile curvature and premature seminal emissions. **S. franconiana**, suprapubic cystotomy. **S. hypogastrica**, suprapubic cystotomy. **S. lateralis**, lateral cystotomy. **S. lecatiana**, lithotomy done partly by incision and partly by dilatation (Le Cat). **S. legalis**, a post-mortem examination made by order or consent of the law. **S. mediana**, median lithotomy. **S. musculorum**, myotomy. **S. nervorum**, neurotomy. **S. postrolandica**, a transection of the brain at the posterior margin of the postcentral gyrus. **S. prærolandica**, a transverse section of the brain at the anterior margin of the precentral gyrus. **S. rectovesicalis**, rectal cystotomy. **S. renalis**, nephrotomy. **S. rolandica**, a transverse section of the cerebrum passing through the fissure of Rolando. **S. tendinum**, tenotomy. **S. urethralis**, urethrotomy. **S. vaginalis**, elytrotomy. **S. vaginovesicalis**, colpocystotomy. **S. ventralis**, suprapubic cystotomy. **S. vesicæ felleæ**, cholecystotomy. **S. vesicalis**, cystotomy.
- Section** (*sek'-shun*) [*secare*, to cut]. Division by cutting; also, the condition made thereby; dissection; post-mortem examination; a cut or thin slice made for histologic or anatomic study. **S., Abdominal**. See *Celiotomy*. **S., Cesarean**. See *Cesarean Operation*. **S., Frontal**, a longisection serving to divide the body into equal or unequal dorsal and ventral parts. It is, therefore, approximately parallel with the dorsal and ventral aspect of the body. See also *Sagittal* and *Transection*; also *Position and Direction*, *Table of Intrinsic Terms*. **S., Longitudinal**. See *Longisection* and *S., Frontal*. **S., Optic**, the appearance resulting from microscopic examination of transparent or nearly transparent objects, when some plane below the upper surface of the object is in focus. **S., Sagittal**, a longisection parallel with the sagittal suture, and hence with the meson or median plane of the body, and serving to divide the body into equal or unequal right and left parts. See also *Medisection*, *Frontal*, and *Transection*; also *Position and Direction*, *Table of Intrinsic Terms*. **Ss., Segmentation**. See *Segmentation*. **Ss., Serial**, the arrangement, consecutively, of microscopic sections in the order in which they are cut. **S., Sigaultian**. See *Symphysiotomy*. **S., Transverse**. See *Transection*.
- Sector** (*sek'-tor*) [*secare*, to cut]. An area of a circle included between two radii and an arc. **Ss., Cranio-metric**, sectors in circles having the punctum alæ vomeris as a center. The *frontal sector* is that bounded by a radius to the punctum naso-frontale, and one which, if prolonged, would pass through the punctum



bregmatis; the *maxillary sector* is that bounded by a radius to the punctum naso-frontale and one passing through the punctum spinæ nasalis posterioris; the *medullary sector* is that included between a radius to the punctum foraminis magni anterioris and one passing through the punctum foraminis magni posterioris; the *nasal sector* is that bounded by a radius to the punctum spinæ nasalis anterioris and one which, if prolonged, would pass through the punctum naso-frontale; the *occipital sector* is included between a radius to the punctum occipitale and one to the punctum protuberantiæ occipitalis; the *palatine sector* is contained between a radius to the punctum spinæ nasalis posterioris and one passing through the punctum præmaxillare; the *parietal sector* is included between a radius to the punctum bregmatis and one passing through the punctum occipitalis; the *premaxillary sector* is that bounded by a radius to the punctum præmaxillare and one to the punctum spinæ nasalis anterioris; the *sector for the cavum naso-pharyngeum* is contained between a radius terminated by the punctum foraminis magni anterioris and one to the punctum spinæ nasalis posterioris (Lissauer).

**Sectorial** (*sek-to'-re-al*) [*sector*, a sector]. Carnassial.

**Secund** (*sek'-und*) [*secundus*, following]. In biology, arranged on one side of a stem or axis.

**Secundina** (*se-kun'-de-nah*) [L.]. Something following. **S. cerebri**, the pia mater.

**Secundine or Secundines** (*se-kun'-din*) [*secundinæ*]. In biology: (a) the "after-birth," or that which remains in the uterus after the expulsion of the fetus. It includes the placenta, part of the umbilicus, and the membranes of the ovum; (b) the inner coat of an ovule; also called the *mesosperm*.

**Secundum artem** (*se-kun'-dum ar'-tem*) [L., "according to art"]. In the approved, professional, or official manner (used in writing prescriptions, as a direction to the apothecary).

**Securiform** (*se-ku'-rif-orm*) [*securis*, an ax; *forma*, form]. In biology, ax-shaped.

**Secus** (*se'-kus*) [L.]. Sex.

**Sedan Black**. See *Pigments, Conspectus of*.

**Sedans** (*se'-danz*) [L.: *pl.*, *Sedantia*]. Sedative; a sedative medicine. See *Liquor sedans*.

**Sedation** (*se-da'-shun*) [*sedatio*]. A condition of quiet and tranquillity, especially when following excessive functional activity.

**Sedative** (*sed'-at-iv*) [*sedare*, to soothe]. 1. Soothing or tranquilizing. 2. An agent that exerts a soothing effect by lowering functional activity. **S. Salt**, boric acid.

**Sedentaria** (*sed-en-ta'-re-ah*) [L.]. Plural of *Sedentarius*, sedentary. **S. ossa**, the ischia and os coccygis, the bones on which the body rests while in a sitting posture.

**Sedentary** (*sed'-en-ta-re*) [*sedentarius*; *sedere*, to sit]. Occupied in sitting; sitting at one's work. Pertaining to the habit of sitting.

**Sedes** (*se'-dez*) [L.]. Anus; stools. **S. cruentæ**, bloody stools. **S. lactescentes**, celiac flux. **S. pro-cidua**, prolapse of the anus.

**Sedigitate, Sedigitated** (*se-dij'-it-ät, se-dij'-it-a-ted*) [*sedigitus*; *sex*, six; *digitus*, digit]. Having six fingers on a hand, or six toes on a foot.

**Sedilia** (*se-dil'-e-ah*) [*sedile*, a seat]. The nates.

**Sediment** (*sed'-im-ent*) [*sedimentum*: *pl.*, *Sedimenta*]. That which settles to the bottom of a liquid. **S.**, Urinary, the solid constituents of urine, organic and inorganic, which are deposited on standing. See *Urinary*.

**Sedimentation** (*sed-im-en-ta'-shun*) [*sedimentum*, sediment]. The process of producing rapid deposition of the sediment of urine or sewage by means of centrifugal or other apparatus.

**Sedlitz** (*sed'-litz*). See *Seidlitz*.

**Sedum** (*se'-dum*) [L., houseleek]. A genus of crassulaceous plants. Stonecrop, wall-pepper, creeping Jack, gold-dust. **S. acre**, a moss-like creeping plant indigenous to Europe, and naturalized in some places in North America. The expressed juice is emetic, purgative, and also capable of vesication. It was formerly used as a remedy for scrofula, and administered internally in decoction, while externally the bruised fresh plant was applied. Unof. **S. telephium**, Live-for-ever, a species of salad indigenous to Europe, and introduced in the United States. The root and herb were formerly official as *radix et herba telephii*.

**Sée's Treatment**. See *Treatment, Methods of*.

**See-saw Eczema**, a form of eczema alternating with some other disease.

**Seed** (*sed*) [AS., *sad*, seed, sowing]. (a) A fertilized ovule or ovum, as the egg of the silkworm-moth. ["Naked seeds meant to all botanists up to the time of A. L. de Jussieu and J. Gärtner (1788) dry indehiscent fruits," Sachs]; (b) seminal fluid; sperm or milt; (c) offspring, as young oysters. **S.-coat**, in biology, the testa or exterior coat of the seed. Cf. *Primine, Secundine*. **S.-lac**. See *Lac*.

**Seedy-toe** (*se'-de-to*) [Fr., *fournilière*]. The English common name for an affection of the hoof of *Equide*. More frequent in the ass and mule than in the horse. It is held to be due to the fungus, *Achorion keratophagus*, q. v. (Ercolani.)

**Seegen's Dietetic Regimen**. A regimen for diabetics, consisting of meats of all kinds, eggs, corn, vegetables, cheese, and gluten bread.

**Seemann and Hehner's Method**. A method of estimating the amount of acids in the stomach. It consists in neutralizing the gastric contents by titrating with NaOH, evaporating to dryness, and carefully incinerating. The ash is extracted with water, and the alkali present in the extract is estimated by titrating with an acid; the difference between the amount of alkali added and the amount of alkali found gives the amount which must have combined with HCl, the lactic and volatile acids being decomposed during incineration.

**Seessel's Pocket or Pouch**. See *Pouch*.

**Segestor** (*se'-jes'-tor*) [*se*, self; *gerere*, to carry]. A proprietary embalming fluid, introduced into the vessels of the cadaver by a syringe; so called because it has the alleged property of finding its way to all parts of the dead organism.

**Segment** (*seg'-ment*) [*segmentum*; *secare*, to cut]. 1. A small piece cut from the periphery of anything. 2. A natural division, resulting from segmentation; one of a series of homologous parts, as a myotome; the part of a limb between two consecutive joints. A subdivision, ring, lobe, somite, or metamere of any cleft or articulated body. **S. of Bandl**. See *Bandl's Ring*. **S.**, **Interannular**, the portion of a nerve included between two consecutive nodes of Ranvier. **S.**, **Intermediate** (of a cilium), the isotropous, delicately striated portion of a cilium between the cilium proper and its pedicle. **S.**, **Lower** (of the uterus), all that portion of the uterus situated below the ring of Bandl. **Ss.**, **Medullary**, the incisures of Schmidt and Lautermann, or oblique markings in the medullary sheath of a nerve-fiber. **S.**, **Primitive**, Minot's word for a primitive division of the vertebrate celom. The *protovertebra*, *mesoblastic somite*, *mesomere*, *metamere*, *Ursegment*, *Urwirbel*, of authors. **S.**, **Pubic** (of the pelvic floor); this "consists of what extends from the symphysis pubis to the anterior vaginal wall, inclusive of the latter, and is chiefly made up of bladder." (D. B. Hart.)

- S.**, Rivinian (*of the tympanic ring*), that portion of the temporal bone between the two points of attachment of its tympanic portion to its squamous portion.
- S.**, Sacral (*of the pelvic floor*), that portion which "extends from the sacrum to the posterior vaginal wall." (D. B. Hart.)
- S.**, Schmidt-Lautermann's, the elongated pieces making up the medullary substance of nerve-fibers, several pieces being included within each internode.
- Segmental** (*seg-men'-tal*) [*segmentum*, a segment]. Pertaining to, or of the nature of, a segment; made up of segments. **S. Duct**, the duct of the pronephros, *q. v.* **S. Organs**. See *Nephridia*. **S. Sense-organs**, a series of organs formed by the temporary or permanent union of the sensory ganglia; the ear, eye, and nose possibly belong to this class; the *branchial sense-organs* of Beard, and the *ganglionic sense-organs* of Minot.
- Segmentation** (*seg-men-ta'-shun*) [*segmentum*, a piece cut off]. In biology, the process of cleavage or division. In embryology, the term is restricted by usage "to the production of cells up to the period of development when the two primitive germ-layers are clearly differentiated and the first trace of organs is beginning to appear." (Minot.) Merogenesis. **S.-cavity**, the central space in the blastula stage of the segmentation of an ovum. **S.-cells**, homogeneous indifferent cells formed by the repeated division of the fecundated egg-cell, and which compose first of all the solid mulberry germ. (Hæckel.) **S.**, Centro-lectithal, a form of segmentation in which the spheres enclose a central nutritive yolk. **S.**, Complete, holoblastic segmentation. **S.**, Direct, amitosis, or direct cell-division. **S.**, Discoidal, a form of segmentation in which the germinal disc alone is involved. **S.**, Duplicative, segmentation peculiar to the gonococcus, marked by an interval between the two segments. **S.**, Free, cleavage of zymoplasts. **S.**, Germ, segmentation of the impregnated ovum, or of the first embryonic segmentation-sphere, or blastosphere. **S.**, Holoblastic, segmentation in which all the contents of the ovum undergo cleavage. **S.**, Incomplete, **S.**, Meroblastic, segmentation in which only a portion of the contents of the ovum, the formative yolk, undergoes cleavage, the other portion, or food-yolk, being a reserve store of food for the developing embryo. **S.**, Metameric, division of the embryo into metameres. **S.-nucleus**. See under *Nucleus*. **S.**, Partial. See *S.*, Incomplete. **S.**, Protovertebral, division of the mesoblast on each side of the notochord into somites, or protovertebrae. **S.**, Regular, segmentation in which the spheres are equal in size and symmetrically arranged. **S.-sphere**, one of the cells of an ovum during the early stages of segmentation. See *Blastosphere* and *Morula*. **S.**, Total. See *S.*, Holoblastic. **S.**, Unequal, a variety of segmentation, in which, after cleavage of the ovum into four equal segments, the spheres of one pole are smaller and more numerous than those of the other.
- Segmentellum** (*seg-men-tel'-um*) [*segmentum*, a segment]. A blastula.
- Segnitia**, Segnitias (*seg-nish'-e-ah*, *seg-nish'-e-ee*) [L.]. Torpor; sluggishness, as of the bowels; languor.
- Segond**, Angles of. See *Angle*.
- Segregate** (*seg'-re-gāt*) [*segregare*; *se*, by one's self; *grex*, a flock]. To separate or set apart; separated from each other. **S. Fecundity**. See *Homogamy*.
- Seguin's Signal-symptom**. The warning of the beginning of the epileptic attack, consisting in affection of the muscle or muscles habitually first involved in the epileptic convulsion.
- Seiage** (*sa'-ah-zh*) [Fr.]. In *massage*, a pressing with a to-and-fro movement, similar to the action of a saw. It is practised with the ulnar border of the hand, or the palmar side of the hand.
- Seidlitz Powder** (*sed'-litz*). Pulvis effervescentis compositus. See *Potassium*.
- Seignette Salt**. Potassium and sodium tartrate,  $\text{KNaC}_4\text{H}_4\text{O}_6 + 4\text{H}_2\text{O}$ . It crystallizes in large prisms with hemihedral faces. See *Rochelle Salt*.
- Seiler's Treatment**. See *Treatment, Methods of*.
- Seiropore** (*si'-ro-spör*) (*σειρά*, garment; *σπορά*, seed). In biology, a special organ of non-sexual propagation occurring in some genera of *Algæ* (*Ceramiales*).
- Seizure** (*sēz'-ūr*) [ME., *seisen*, to seize]. The sudden onset of a disease or an attack. In surgery, the grasping of a part to be operated upon.
- Sejougus** (*se-ju'-gus*) [*sex*, six; *jugum*, a yoke]. In biology, having six pairs of leaflets.
- Sel** [L.]. Salt. **S. alembroth**, a solution of mercuric chlorid and ammonium chlorid, each gr. x, in distilled water, Oj (Imperial). **S. amarum**, **S. amer**, magnesium sulphate. **S. ammonia**, **S. ammoniac**, **S. ammoniacum**, ammonium chlorid. **S. ammoniac martial**, ammonio-chlorid of iron. **S. ammoniacal nitreux**, ammonium nitrate. **S. de Chrestien**, gold and sodium chlorid. **S. commune**, **S. culinaire**, sodium chlorid. **S. digestif**, potassium chlorid. **S. digestif de Vichy**, sodium bicarbonate. **S. d'Epsom**, magnesium sulphate. **S. de Figuier**. See *S. de Chrestien*. **S. de Glauber**, sodium sulphate. **S. de Perse**, sodium borate. **S. de saturne**, lead acetate. **S. secret de Glauber**, ammonium sulphate. **S. de Seidlitz**, magnesium sulphate. **S. de Seignette**, potassium and sodium tartrate. **S. de soude**, sodium carbonate. **S. végétale**, potassium tartrate.
- Selection** (*se-lek'-shun*) [*selectus*, p.p. of *seligere*, to choose]. In biology, the process of choosing from a number. **S.**, Artificial, the artificial choice, definitely planned, of such forms of animals or plants as will by differentiation develop and reproduce given or desired characteristics. **S.**, Natural, "the preservation of favorable individual differences and variations and the destruction of those which are injurious" (Darwin, "*Survival of the fittest*"). **S.**, Physiologic, "the selection of those varieties, the individuals of which are fertile among themselves, but sterile or less fertile with other varieties and with the parent stock. This has been called *segregate fecundity* by Gulick, and *homogamy* by Romanes" (De Vigny). **S.**, Sexual, the selection by females, among varying and competing males, of the strongest or most attractive.
- Selene** (*se-le'-ne*) [*σελήνη*, moon]. The white spot sometimes occurring on the finger-nails. Cf. *Lunula*.
- Seleniasis** (*sel-en-i'-as-is*) [*σελήνη*, moon]. Lunacy; epilepsy; somnambulism.
- Seleniasmus** (*sel-en-i-as'-mus*). See *Seleniasis*.
- Selenic** (*se-len'-ik*) [*σελήνη*, the moon]. A compound containing selenium combined directly with three atoms of oxygen. **S. Acid**,  $\text{H}_2\text{SeO}_4$ , a dibasic acid, resembling sulphuric acid in its properties.
- Selenid** (*sel'-en-id*) [*σελήνη*, the moon]. A compound containing selenium.
- Selenion** (*se-len'-e-on*). See *Selenium*.
- Selenite** (*sel'-en-īt*) [*σελήνη*, moon]. 1. A salt of selenous acid. 2. A translucent form of calcium sulphate.
- Selenium** (*se-le'-ne-um*) [*σελήνη*, moon].  $\text{Se} = 79.4$ ; usually bivalent, sometimes quadrivalent or hexavalent. A rare element, resembling sulphur in its properties. See *Elements, Table of*.



**Selenodont** (*sel-en'-o-dont*) [*σελήνῳ*, the moon; *ὀδούς*, tooth]. In biology, applied to such animals as have molar teeth with crescentic ridges on the crowns.

**Selenoplegia** (*sel-en-o-ple'-je-ah*) [*σελήνῳ*, moon; *πληγή*, stroke]. A kind of apoplexy said to be caused by exposure to the moon's rays.

**Selenoplexia** (*sel-en-o-pleks'-e-ah*). See *Selenoplegia*.

**Selenotropic** (*sel-en-o-trop'-ik*) [*σελήνῳ*, the moon; *τρέπειν*, to turn]. In biology, turning toward the moon; applied to growing parts of plants which are influenced in their direction of growth by the influence of the moon.

**Self** [ME., *self*, self]. Same; identical; own; personal. **S.-abuse**. See *Masturbation*. **S.-differentiation**, the theory that cells control themselves; that is to say, the fate of the cells is determined by forces situated within them, and not by external influences; a conception first propounded by His, and later demonstrated by Roux, Pflüger, Born, Weismann, and others. **S.-digestion**. See *Autodigestion*. **S.-fertilization**, in biology, fertilization of a flower by its own pollen. **S.-heal**, *Prunella vulgaris*; heal-all; a perennial herb growing in North America, Europe, and Asia. **S.-incasement**, a condition in which the small intestine is inclosed, as in a pouch, between the layers of the mesentery (J. S. Thatchber). **S.-infection**, the spread of infectious material from a circumscribed area to others or to the entire organism. **S.-inflation**, a process suggested by H. R. Silvester, by which a person in danger of drowning is to render himself buoyant. After having made a puncture in the mucous membrane of the mouth, at the reflection of the cheek from the lower jaw, air is to be forced into the subcutaneous tissue of the neck by vigorous blowing efforts, with the mouth and nose closed. **S.-limited**, a term applied to certain diseases, which even without treatment run a definite course within a given time. **S.-pollution**. See *Self-abuse*. **S.-repositor**, **Pneumatic**, a curved and bulbous glass tube used at bed-time for the reposition of the displaced uterus, the instrument being used by the patient, and operated by air-pressure. **S.-suggestion**. See *Auto-suggestion*. **S.-suspension**, suspension of the body for the purpose of stretching or making extension on the vertebral column. See *Suspension*. **S.-s.**, **Axillo-cephalic**, suspension by the axillæ and the head. **S.-s.**, **Cephalic**, suspension by the head.

**Selinum** (*se-li'-num*) [*σέλινον*, a kind of parsley]. 1. *Carum petroselinum* of the ancients. 2. A genus of perennial herbs belonging to the *Umbelliferae*.

**Sella** (*se-l'-ah*) [L.]. A seat; a part having a shape like a seat or saddle. **S. turcica** (Turkish saddle), the pituitary fossa of the sphenoid bone, lodging the pituitary body.

**Sellanders**, **Sellenders** (*se'-an-derz*, *se'-en-derz*) [origin obscure]. A kind of eczema occurring on the tarsus of the horse. See *Mallenders*.

**Selliform** (*se-l'-if-orm*) [*sella*, a saddle; *forma*, form]. In biology, saddle-shaped.

**Selters**, **Seltzer** (*se-l'-ters*, *seltz'-er*) [German]. 1. A place in Hesse-Nassau, Prussia, where there are gaseous springs containing chiefly carbonates and sulphates. 2. An abbreviated name for seltzer water, an acid-soda mineral water; the term is also applied to artificial seltzer water.

**Selza Water**. See *Seltzer*.

**Sematic** (*se-mat'-ik*) [*σημα*, a sign, mark, token]. In biology, applied to colors in mimicry, used as signals or warnings for repelling enemies by the indication of some unpleasant or dangerous quality. Cf. *Aposematic*, *Episematic*, *Allosematic*.

**Semeiography** (*se-me-og'-rā-fe*) [*σημειον*, sign; *γράφειν*,

to write]. A descriptive treatise on the symptoms of disease.

**Semeiology** (*se-me-ol'-o-je*) [*σημειον*, sign; *λόγος*, discourse]. Same as *Symptomatology*.

**Semeiosis** (*se-me-ol'-sis*) [*σημειον*, sign]. The study of symptoms as indications of disease.

**Semeiotic** (*se-me-ol'-ik*) [*σημειον*, sign]. Pertaining to semeiotics, or to symptoms.

**Semeiotics** (*se-me-ol'-iks*) [*σημειον*, sign]. The science of symptomatology.

**Semelincident** (*sem-el-in'-sid-ent*) [*semel*, once; *incidere*, to happen]. Happening only once; a qualification applied to certain diseases which, as a rule, occur but once in the same individual, as, e. g., smallpox.

**Semen** (*se'-men*) [*serere*, to sow; *gen.*, *seminis*]. The fecundating fluid of the male, chiefly secreted by the testicles, composed of the liquor seminis, the seminal granules, and spermatozoa. For testing for semen in medico-legal examinations, see *Lassaigue's Test*, in *Tests*, *Table of*. **S. contra**, worm-seed. See *Santonica*. **S. multiplex**. Same as *Sporiderm*.

**Semester** (*se-mes'-ter*) [*semetris*, half yearly; *sex*, six; *mensis*, month]. A period of six months.

**Semi-** (*sem'-e*) [*semi*, one-half]. A prefix to denote the half of anything.

**Semiacid** (*sem-e-as'-id*) [*semi*, half; *acidum*, acid]. Half acid.

**Semiadherent** (*sem-e-ad-he'-rent*) [*semi*, half; *adherere*, to adhere]. In biology, having the lower half adherent, as a seed.

**Semiaquatic** (*sem-e-a-kwat'-ik*) [*semi*, half; *aqua*, water]. In biology, growing, or living close to the water, and having the capacity for existence either within it or out of it.

**Semiarticulate** (*sem-e-ar-tik'-u-lāt*) [*semi*, half; *articulus*, a joint]. Loose-jointed.

**Semibulb** (*sem'-e-bulb*) [*semibulbus*, half bulb]. Either half of the bulbous vestibuli of the corpus spongiosum of the clitoris.

**Semicartilaginous** (*sem-ik-ar-til-aj'-in-us*) [*semi*, half; *cartilago*, gristle]. Gristly; partially cartilaginous.

**Semi-castration** (*sem-e-kas-tra'-shun*) [*semi*, half; *castrare*, to cut]. The removal of one testicle.

**Semicaudate** (*sem-ik-aw'-dāt*) [*semi*, half; *cauda*, tail]. In biology, having a rudimentary tail.

**Semicell** (*sem'-is-el*) [*semi*, half; *cella*, a small room]. In biology, one of the halves into which a cell is nearly divided by constriction in the middle, as in *Desmidiaceæ*. Called also *half-cell*.

**Semicephalus** (*sem-is-ef'-al-us*). See *Anencephalus*.

**Semicircular** (*sem-e-sir'-ku-lar*) [*semi*, half; *circulus*, a circle]. Having the form of a half-circle. **S. Canals**. See *Canal*.

**Semicircumference** (*sem-e-sir-kum'-fer-ens*) [*semi*, half; *circumferre*, to carry around]. Half the circumference of a circle.

**Semiconscious** (*sem-ik-on'-shus*) [*semi*, half; *conscious*, knowing]. Half-conscious; partially conscious.

**Semicordate** (*sem-e-kor'-dāt*) [*semi*, half; *cor*, a heart]. Having the form of a lateral half of a heart.

**Semicorneous** (*sem-ik-or'-ne-us*) [*semi*, half; *corneus*, horny]. Partly horny.

**Semicostiferous** (*sem-ik-os-tif'-er-us*) [*semi*, half; *costa*, rib; *ferre*, to bear]. Having a costal demi-facet.

**Semicretin** (*sem-e-kre'-tin*) [*semi*, half; *cretin*]. A person having a form of cretinism in which the rudiments of language have been developed. Intellection reaches only to the most ordinary bodily wants.

**Semicupium** (*sem-e-ku'-pe-um*) [*semi*, half; *cupa*, tub]. A half-bath, hip-bath, or sitz-bath.

**Semiflexion** (*sem-e-flek'-shun*) [*semi*, half; *flexion*, a flexion]. A posture half-way between flexion and extension.

**Semi-floret** (*sem-if-lo'-ret*) [*semi*, half; *flos*, flower]. In biology, a ligulate floret in *Compositae*.

**Semi-flosculus**, **Semi-flosculose** (*sem-if-lo'-ku-lus*, *sem-if-lo'-ku-lóz*) [*semi*, half; *flosculus*, a little flower]. In biology, having all the florets ligulate in a head of *Compositae*.

**Semi-globose** (*sem-e-glo'-bóz*) [*semi*, half; *globus*, a ball]. Hemispheric.

**Semilunar** (*sem-e-lu'-nar*) [*semi*, half; *luna*, moon]. Resembling a half-moon in shape. **S. Bone**, one of the carpal bones. **S. Cartilages**, two interarticulating cartilages of the knee. **S. Fold**, the conjunctival folding at the inner canthus. **S. Ganglia**. See *Ganglia*. **S. Notch**, a notch in the scapula through which the supra-scapular nerve passes. **S. Space of Traube**, that portion of the left inferior anterior thoracic region corresponding to the tympanic resonance of the stomach. **S. Valves**. See *Valves*.

**Semiluxation** (*sem-e-luks-a'-shun*) [*semi*, half; *luxus*, a luxation]. Subluxation.

**Semimembranosus** (*sem-e-mem-bra-no'-sus*). See *Muscles*, *Table of*.

**Semimembranous** (*sem-e-mem'-bra-nus*) [*semi*, half; *membranous*, like a membrane]. Formed partly of membrane.

**Semi-metal** (*sem-e-met'-al*). See *Metalloid*.

**Semi-molecule** (*sem-e-mol'-e-kül*) [*semi*, half; *molecule*]. A radicle having in composition one-half the molecules it had in the free state.

**Semi-mute** (*sem'-e-müt*) [*semi*, half; *mute*]. A person whose speech is imperfect by reason of impairment of the hearing. One who has lost his hearing by accident or disease after having acquired the use of articulate speech. Semi-mutes differ from deaf-mutes in having the ability to express themselves orally, and in their natural mode of thought, which is in words and not in gestures.

**Semina** (*sem'-in-ah*). Plural of *Semen*, *q. v.*

**Seminal** (*sem'-in-al*) [*semen*, seed]. Pertaining to the semen. **S. Cells**. See *Cell*. **S. Granules**. See *Granules*. **S. Tubes**. See *Tube*. **S. Vesicles**. See *Vesicula seminales*.

**Semination** (*sem-in-a'-shun*) [*seminatio*, a sowing]. The intromission of semen into the uterus. In biology, the production of seeds; also their dissemination.

**Seminervous** (*sem-in-er-vo'-sus*). See *Semitendinosus*.

**Seminiferous** (*sem-in-if'-er-us*) [*semen*, seed; *ferre*, to carry]. Carrying semen. **S. Scale**, in botany, the scale bearing the ovules in *Coniferae*. **S. Tubules**, the small, convoluted canaliculi of the testicles. (See illustration in adjacent column).

**Seminific** (*sem-in-if'-ik*) [*semen*, semen; *facere*, to make]. Producing semen.

**Seminulum** (*sem-in'-u-lum*) [*dim. of semen*, seed]. A little seed; a spore.

**Seminuria** (*sem-in-u'-re-ah*) [*semen*, seed; *οὐρον*, urine]. The presence of semen in the urine.

**Semiology** (*se-me-ol'-o-je*). See *Semeiology*.

**Semiotic** (*se-me-ol'-ik*). See *Semieiotic*.

**Semiovate** (*sem-e-ol'-vāt*) [*semi*, half; *ovum*, ovum]. Having the form of a lateral half of the longitudinal section of an egg. The qualification may be applied to either flat or solid bodies.

**Semioxidized** (*sem-e-ok's-id-izd*) [*semi*, half; *ὀξύς*, sharp]. Containing half the amount of oxygen for complete oxidation.

**Semipalmate** (*sem-e-pal'-māt*) [*semi*, half; *palma*, palm]. Having the toes or fingers half-webbed.

**Semiplegia** (*sem-ip-le'-je-ah*). See *Hemiplegia*.

**Semiplume** (*sem'-ip-lūm*) [*semi*, half; *pluma*, a small, soft feather]. In biology, a feather having a penna-ceous rachis and a plumulaceous web.

**Semipronation** (*sem-ip-ro-na'-shun*) [*semi*, half; *pronatus*, prone]. The assumption of a semiprone, or partly prone position; an attitude of semisupination.

**Semiprone** (*sem'-ip-rōn*) [*semi*, half; *pronus*, bent]. Half prone. **S. Posture**. See *Postures*, *Table of*.

**Semiptosis** (*sem-ip-to'-sis*) [*semi*, half; *πτῶσις*, a falling]. Partial ptosis.

**Semipupa** (*sem-ip-u'-pah*) [*semi*, half; *pupa*, pupa: *pl.*, *Semipupae*]. Same as *Pseudopupa* or *Propupa*.

**Semisideratio** (*sem-is-id-er-a'-she-o*). Synonym of *Hemiplegia*.

**Semispeculum** (*sem-is-pek'-u-lum*) [*semi*, half; *speculum*, a mirror]. An instrument for inspecting the bladder in lithotomy.

**Semispinalis** (*sem-is-pi-na'-lis*). See *Muscles*, *Table of*.

**Semissis** (*sem-is'-is*) [*L.*]. One-half.

**Semisulcus** (*sem-is-ul'-kus*) [*semi*, half; *sulcus*, a sulcus]. A name of various grooves, forming sinuses in the cranial bones.

**Semisupination** (*sem-is-u-pin-a'-shun*) [*semi*, half; *supinare*, to bend backward]. The assumption of a position half-way between supination and pronation.

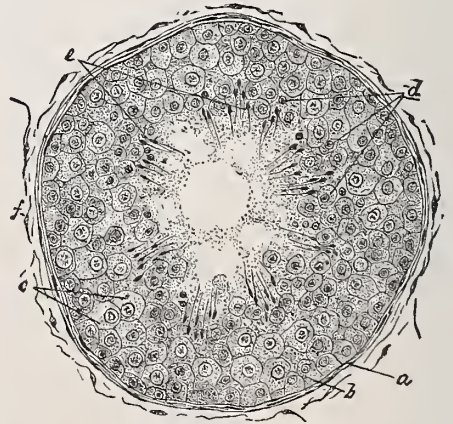
**Semita** (*sem'-it-ah*) [*semita*, a narrow way, a path: *pl.*, *Semite*]. In biology, an ambulacra-like area bearing clubbed spines, in spatangoid sea-urchins.

**Semitendinosus** (*sem-it-en-din-o'-sus*). See *Muscles*, *Table of*.

**Semitendinous** (*sem-it-en'-din-us*) [*semi*, half; *tendo*, a tendon]. Partially tendinous.

**Semitertian** (*sem-it-er'-shan*) [*semi*, half; *tertius*, third]. Partly tertian and partly quotidian (applied to intermittent fevers).

**Semolina** (*sem-o-le'-nah*). See *Semolino*.



TRANSVERSE SECTION OF SEMINIFEROUS TUBULE FROM HUMAN TESTICLE.

*a.* Membrana propria. *b.* Zone of parietal cells. *c.* Mother-cells undergoing division. *d.* Daughter-cells, or spermatozoa. *e.* Partially-developed spermatozoa. *f.* Surrounding inter-tubular connective tissue. (After Piersol.)

**Semolino** (*sem-o-le'-no*) [*It.*]. A kind of coarse flour or grits prepared from hard wheat.

**Semper's Method**. A method of making dry preparations for exhibition or class-room purposes. It is especially adapted for the preservation and exhibition of dissections. The animal, *e. g.*, a mouse, is dissected so as to show the desired organs. It is then hardened by chromic acid; after hardening, it is removed and thoroughly washed in water. It is then



transferred from one to another of a series of alcohols, until it reaches 96 per cent. to 98 per cent., the object being to remove all the water. From the strong alcohol it is transferred to spirit of turpentine, where it remains until thoroughly impregnated, after which it is simply dried in the air, when it will be found to have a soft kid-like texture, not easily broken. The various organs can now be painted suitable colors and the preparation labeled for use.

**Sempervirent** (*sem-per-vi'-rent*) [*semper*, always; *virere*, to be green]. Evergreen.

**Senary** (*sen'-ar-e*) [*senarius*, consisting of six each]. In sixes.

**Seneca Snake-root.** See *Senega*. **S. Oil**, Petroleum (so-called because found near Lake Seneca).

**Senecio** (*sen'-es-in*) [*senecio*, groundsel]. A precipitate from a tincture of *Senecio gracilis*; diaphoretic, emmenagogue, febrifuge, pectoral, tonic. Dose 1 to 3 grains.

**Senecio** (*se-ne'-se-o*) [*senex*, an old man]. Groundsel, a genus of composite-flowered plants, said to contain 960 species, many of them medicinal. **S. aureus**. See *Life-root*. **S. gracilis**, a slender species, generally regarded as a variety of *S. aureus*. **S. jacobæa**, ragwort, or ragweed, tonic and astringent.

**Senectus** (*se-nek'-tus*) [*senex*, old]. Old age.

**Senega** (*sen'-e-ga*) [*L.*; *gen.*, *Senegæ*]. The root of *Polygala senega* (called also *Seneca snake-root*), with properties due to a glucosid, senegin (or polygalin),  $C_{22}H_{34}O_{18}$ . It is expectorant and diuretic; in large doses a gastro-intestinal irritant, and is useful in bronchitis, asthenic pneumonia, asthma, etc. **S.**, **Abstractum**. Dose gr. v-x. **Unof.** **S.**, **Ext.**, **Fld.** Dose m-x-xx. **S.**, **Infus.** (B. P.) Dose 3j-ij. **S.**, **Syr.**, contains fld. ext. senega 200, ammonia-water 5, sugar 700, water q. s. Dose 3j-ij. **S.**, **Tinct.** (B. P.) Dose 3j-ij.

**Senegal-root** (*sen'-e-gal-rüt*). The root of *Cocculus bakis*.

**Senegin** (*sen'-e-gin*) [*senega*, *senega*]. An amorphous glucosid obtained from *Senega*. It is soluble in water, making a frothy solution, and is sternutatory. It contains *sapogenin* and sugar.

**Senescence** (*se-nes'-ens*) [*senex*, old]. The condition or time of growing old. Senility.

**Senile** (*se'-nil*) [*senilis*, old]. Pertaining to or having the nature of old age. **Arcus senilis**. See *Arcus*. **S. Chorea**. See *Paralysis agitans*. **S. Gangrene**. See *Gangrene*.

**Senility** (*se-nil'-it-e*) [*senex*, old]. The weakness and decrepitude characteristic of old age.

**Senn's Bone-plates.** [After Nicholas Senn, surgeon.] Plates of decalcified bone used in intestinal anastomosis. **S.'s Test**, the introduction of hydrogen-gas into the bowel through the rectum, for the detection and localization of an abnormal opening.

**Senna** (*sen'-ah*) [*Ar.*, *sena*, *senna*]. The leaflets of *Cassia acutifolia* and *C. angustifolia*. Senna contains a complex glucosid, cathartic acid ( $C_{180}H_{192}N_2SO_{82}$ ), and other extractives. It is an excellent cathartic for children and infants. **S.**, **American**. See *Cassia marilandica*. **S.**, **Confectio**, senna 10, oil of coriander 5, cassia fistula 16, tamarind 10, prune 7, fig 12, sugar 55, water q. s. Dose 3j-ij. Known as "Tamar Indien" and "Tropical Fruit Laxative." **S.**, **Ext.**, **Fld.** Dose 3j. **S.**, **Infus.**, (B. P.) Dose 3j-ij. **S.**, **Infus.**, **Comp.**, "black draught," senna 6, manna, magnesium sulphate aa 12, fennel 2, water 100 parts. Dose 3j-ij. **S.**, **Mist.**, **Comp.** (B. P.) Dose 3j-ij. **S.**, **Syr.**, senna 250, oil of coriander 5, alcohol 150, sugar 700, water q. s. Dose 3ss-ij. **S.**, **Tinct.** (B. P.) Dose 3j-iv.

**Sennacrol** (*sen'-ak-rol*) [*Ar.*, *sena*, *senna*; *acris*, sharp]. A bitter principle obtained from senna.

**Sennapicrin** (*sen-ap-ik'-rin*) [*Ar.*, *sena*, *senna*; *πικρος*, bitter]. An insoluble bitter principle obtained from senna.

**Sennine** (*sen'-in*) [after Nicholas Senn, surgeon]. A proprietary preparation described as a chemically pure product of boric acid and phenol. It is a fine, white powder, odorless, slightly astringent, and of sweetish taste. It is antiseptic, antizymotic, bactericidal, deodorant, and disinfectant.

**Senocular** (*sen-ok'-u-lar*) [*sex*, six; *oculus*, an eye]. In biology, having six eyes.

**Sensation** (*sen-sa'-shun*) [*sensatio*; *sentire*, to feel]. The cognizance or perception of an impression coming from an external source by means of the peripheral organs of sensation.

**Sense** (*sens*) [*sensus*; *sentire*, to feel]. The faculty of the nervous system whereby impressions of the external world are received by the mind. **Organs of the Senses** are those of touch, taste, smell, hearing, and sight. **S.-body**, a peripheral sense-organ. **S.-capsule**, the hollow cup-like receptacle of a peripheral sense-organ. **S.-club**. See *Rhopalium*. **S.-epithelium**, a tract of epithelium having some specialized function of sensation. **S.-filament**, the thread-like peripheral termination of a sensory nerve-fiber. **S.-organ**, the peripheral termination of a sensory nerve. **S.-scale**. See *Squama rhopalaris*. **S.-seta**, the bristle-like termination of a peripheral sensory nerve-fiber. **S.-shock**, a condition observed in hysteric women and overworked men, and occurring at the moment of waking from sleep. A sensation like an aura rises from the feet or hands, and, passing upward to the head, disappears in the sense of a blow or shock, or of a bursting in the head. It is of no serious significance. **S.-sinus**, one of the *antra-rhopalaria*; a hollow containing a compound sense-organ, or *rhopalia*, *q. v.*

**Sensibility** (*sen-sib-il'-it-e*) [*sensibilitas*]. The capability of receiving and transmitting impressions, and of being conscious of them. **S.**, **Organic**, the capability of transmitting and receiving impressions without being conscious of them (Bichat). **S.**, **Range of**. See *Fechner's Law*. **S.**, **Transference or Externalization of**. See *Sensitivization*.

**Sensible** (*sen'-sib-il*) [*sensibilis*]. Perceptible by the senses; capable of receiving an impression through the senses. Endowed with the sense of feeling.

**Sensiferous** (*sen-sif'-er-us*) [*sensus*, sense; *ferre*, to bear]. Conveying a sensation, or sense-impression.

**Sensigenous** (*sen-sij'-en-us*) [*sensus*, sense; *gignere*, to produce]. In biology, giving rise to a sensory impulse.

**Sensitive** (*sen'-sit-iv*) [*sensitivus*]. Capable of feeling; reacting to stimulus. **S. Dentine**, a hypersensitive condition of the dental structure of the teeth, due to distal irritation of the tubular fibrils.

**Sensitiveness** (*sen'-sit-iv-nes*) [*sentire*, to perceive]. In biology, responsive to external stimulus or irritation.

**Sensitivity** (*sen - sit - iv' - it - e*) [*sensitivus*, sensitive]. Acuteness of the perception, or discrimination of sensations; capacity of receiving sense-impressions.

**Sensitivization** (*sen-sit-iv-i-z-a'-shun*) [*sensitivus*, sensitive]. A phenomenon, real or supposed, occurring during hypnotic sleep, in which by action upon objects or strata of the atmosphere these are seemingly endowed with power to affect the patient as if he himself were acted upon. This condition is called also *Externalization of Sensation*, *Transference of Sensibility*, etc.

- Sensorial** (*sen-so'-re-al*) [*sensorium*, the organ of sensation]. Pertaining to the sensorium or to sensory impressions.
- Sensori-digestive** (*sen'-so-re-di-jes'-tiv*) [*sensorius*, sensory; *digestivus*, digestive]. Pertaining to or concerned in sensation and digestion.
- Sensori-motor** (*sen'-so-re-mo'-tor*) [*sensus*, feeling; *motor*, mover]. Concerned in the phenomena of feeling and muscular contraction; both sensory and motor.
- S. Centers**, sensory centers which are also motor, or are intimately associated with the motor centers.
- Sensorium** (*sen-so'-re-um*) [L.]. The common center of sensations. More especially that part of the brain that is the seat of sensation, in distinction from the centers of thought and motion. The mechanism of sensation considered *in toto*.
- Sensori-volitional** (*sen'-so-riv-o-lish'-un-al*) [*sensus*; sense; *volitio*, willing]. Pertaining to or concerned in sensation and volition.
- Sensory** (*sen'-so-re*) [*sentire*, to feel]. Pertaining to or conveying sense or sensation; having the quality of sensation. **S. Aphasia**. See *Aphasia*. **S. Nerves**, those that convey sensations or impressions from the periphery to their proper centers, being afferent in function, in distinction from motor nerves, which are efferent. Also, the nerves of the special senses. **S. Nerve-fiber**, a centripetal nerve-fiber conveying sensory impulses. The fibers of this kind may be: (1) **General**, conveying to the nerve-centers in the brain impulses of an indeterminate or general character; or (2) **Special**, conveying to the nerve-centers in the brain impulses that cause visual, auditory, gustatory, olfactory, tactile, or thermal sensations.
- Sensualism** (*sen'-su-al-izm*) [*sensus*, sense]. The condition or character of one who is controlled by the animal passions.
- Sensus** (*sen'-sus*) [L.]. Sense; feeling. **S. communis**, the state of the consciousness or sense of normal sensations at any one time. See *Cenesthesia*.
- Sentient** (*sen'-she-ent*) [*sentire*, *sentiens*, to feel]. Having sensation; conscious of feeling.
- Section** (*sen-tis-ek'-shun*) [*sentire*, to feel; *sectio*, section]. Painful vivisection; vivisection of an animal not under the influence of anesthetics.
- Sepal** (*sep'-al*) [*sepalum*, sepal]. 1. One of the leaflets or divisions of the calyx of a flower. 2. In the anatomy of the lower animals, certain thin, leaf-like organs are also called *sepals*.
- Sepalody** (*sep'-al-o-de*) [*sepal*, fr. *separ*, different, separate]. Reversion of petals into sepals.
- Separating and Closing**. Certain concentric Swedish movements intended to develop the chest and other parts of the body.
- Separator** (*sep'-ar-a-tor*). An instrument for separating the teeth.
- Separatorium** (*sep-ar-a-to'-re-um*) [*separare*, to separate]. In pharmacy, a strainer. In surgery, an instrument for separating the pericranium from the skull.
- Sepia** (*se'-pe-ah*) [*σηπια*, the cuttle-fish]. 1. The ink or black secretion of the common cuttle-fish; used as a pigment. 2. See *Sepiost*.
- Sepicolous** (*sep-ik'-o-lus*) [*sepes*, a hedge; *colere*, to inhabit]. In biology, growing in hedge-rows.
- Sepiost** (*se'-pe-ost*) [*σηπια*, the cuttle-fish; *ὀστέον*, bone]. In biology, the endoskeleton of the cuttle-fish (*Sepia*); cuttle-fish bone, sepium, is sometimes prescribed as an antacid and used in dentifrices.
- Sepium** (*se'-pe-um*) [*σηπιον*, the bone of the cuttle-fish]. Same as *Sepiost*.
- Sepometer** (*se-pom'-et-er*) [*σηπειν*, to putrefy; *μέτρον*, measure]. An apparatus for detecting organic impurities in the air.
- Sepsin** (*sep'-sin*) [*σηπειν*, to make rotten]. A poisonous, nitrogenous, crystallizable substance obtained by Bergmann and Schmiedeberg (1868) from the yeast of putrefying beer. See *Ptomains*, *Table of*.
- Sepsis** (*sep'-sis*) [*σηψις*]. A toxic or putrefactive condition. Infection by pathogenic germs. Decay.
- Septa** (*sep'-tah*). Plural of *Septum*.
- Septal** (*sep'-tal*) [*septum*, septum]. Pertaining to a septum. **S. Gland**. See under *Gland*.
- Septan** (*sep'-tan*) [*septem*, seven]. Recurring on the seventh day. A malarial fever in which the paroxysms occur every seventh day.
- Septate** (*sep'-tat*) [*septum*, a fence]. Possessing septa or partitions.
- Septemia, Septæmia** (*sep-te'-me-ah*). See *Septicæmia*.
- Septenate** (*sep'-ten-āt*) [*septeni*, seven apiece]. In biology, having seven parts or the parts in sevens.
- Septic** (*sep'-tik*) [*σηπτικός*; *σηπειν*, to putrefy]. Relating to putrefaction. **S. Infection**, infection with pathogenic microorganisms. **S. Intoxication**, absorption of septic matter. **S. Pestilence**. Synonym of the *Plague*, *q. v.*
- Septicæmia, Septicæmia** (*sep-tis-e'-me-ah*) [*σηπτός*, putrid; *αἷμα*, blood]. A condition induced by the absorption of septic products. *Pyæmia* is septicæmia plus the formation of secondary or embolic abscesses. **S., Phlebitic**. See *Pyæmia*.
- Septicemic or Septicæmic** (*sep-tis-e'-mik*) [*σηπτός*, putrid; *αἷμα*, blood]. Of the nature of, affected with, or pertaining to, septicæmia.
- Septicidal** (*sep-tis-i'-dal*) [*septum*, a fence; *cedere*, cut]. In biology, applied to that form of capsular dehiscence in which the opening takes place along the line of junction of the carpels. Cf. *Loculicidal*.
- Septicin** (*sep'-tis-in*) [*σηπτός*, putrid]. A ptomain resembling quinin and obtained from decaying flesh. See *Ptomains*, *Table of*.
- Septicity** (*sep-tis'-it-e*) [*σηπτός*, putrid]. Septic quality.
- Septico-pyæmia** (*sep-tik-o-pi'-e-me-ah*) [*σηπτός*, putrid; *πύον*, pus; *αἷμα*, blood]. The condition of combined septicæmia and pyæmia; septic and purulent infection. **S., Spontaneous**, Leube's term for a form of pyæmia which comes on without obvious cause, or is perhaps preceded by a fall or a slight skin-wound, and is attended with pain and tenderness in joints and muscles, ecchymosis of the conjunctiva, vesicles in the skin containing blood, high temperature, swelling of the spleen, albuminous urine, delirium, cramps, involuntary discharges and coma. It is called *cryptogenetic septicæmia* by Jürgensen.
- Septiferous** (*sep-tif'-er-us*) [*septum*, a fence; *ferre*, to bear]. In biology, having a septum. Same as *Septate*.
- Septifolious** (*sep-tif'-o'-le-us*) [*septem*, seven; *folium*, a leaf]. In biology, having seven leaves.
- Septiform** (*sep'-tif'-orm*) [*septum*, an inclosure; *forma*, form]. Having the form or function of a septum.
- Septifragal** (*sep-tif'-ra-gal*) [*septum*, an inclosure; *frangere*, to break]. In biology, applied to that form of capsular dehiscence in which the opening takes place lengthwise along the middle of each carpel.
- Septile** (*sep'-til*) [*septum*, an inclosure]. In biology, pertaining to septa.
- Septin** (*sep'-tin*) [*σηπτός*, putrid]. A poisonous substance developed as the ultimate product of putrid fermentation of organic matter. According to Richardson, a contagious principle derived from any animal secretion.
- Septivalent** (*sep'-ti'-al -ent*) [*septem*, seven; *valens*, *valere*, to be worth]. Having an atomicity of seven.
- Septochemia** (*sep-to-ke'-me-ah*) [*σηψις*, sepsis; *χημεία*, chemistry]. Septic action.



**Septodiarrhea** (*sep-to-di-ar-e'-ah*) [*σήψις*, sepsis; *diarrhea*]. Septic diarrhea.

**Septodysentery** (*sep-to-dis-en-ter'-e-ah*) [*σήψις*, sepsis; *dysentery*]. Septic dysentery.

**Septometer** (*sep-tom'-et-er*) [*septum*, septum, or *σηπτός*, putrid; *μετρον*, measure]. 1. An instrument for determining the thickness of the nasal septum. 2. An apparatus for determining organic impurities in the air.

**Septon** (*sep'-ton*) [*σήψις*, sepsis]. A hypothetic ferment supposed to cause a contagious disease.

**Septonasal** (*sep-to-na'-zal*) [*septum*, septum; *nasus*, nose]. Pertaining to the nasal septum.

**Septo-pneuma** (*sep-to-nu'-mah*) [*σηπτός*, putrid; *πνεῦμα*, air]. A microorganism said to have been found in cemetery-air, and to cause typhoid symptoms in the living.

**Septopyra** (*sep-to-pi'-rah*). Synonym of *Septicemia*.

**Septulate** (*sep'-tu-lat*) [*septulum*, a little partition]. In biology: 1. Having a small septum or septa; 2. Having imperfect or false septa.

**Septulum** (*sep'-tu-lum*) [L.: *pl.*, *Septula*]. A small septum.

**Septum** (*sep'-tum*) [*sepire*, to hem in: *pl.*, *Septa*]. A lamina or division-wall of bone, cartilage, or membrane; a partition, as the membrane or wall which separates adjacent loculi in an ovary. **S. auricularum**, the septum between the two auricles of the heart. **S. cerebelli**, the falcula. **S. cerebri**, the falx. **S. cordis**, the wall between the two sides of the heart. **S. crurale**, the layer of areolar tissue closing the femoral ring. **S. linguae**, the vertical mesal partition of the tongue, which divides the muscular tissue into two halves. **S. lucidum**, that between the lateral ventricles of the brain. **S. of the Nose**, that between the two nasal fossae. **S.**, **Pectiniform**, that between the lateral portions of the corpora cavernosa of the penis. **S.**, **Recto-vaginal**, the tissue forming the partition between the rectum and the vagina. **S. scroti**, the septum dividing the scrotum into two cavities for the two testes. **S.**, **Subarachnoid**. See *Space*, *Subarachnoid*. **S. of the Tongue**, a vertical layer of fibrous tissue extending the entire length and depth of the middle line of the tongue. **S. transversum**, the diaphragm, and also the tentorium cerebelli. **S. ventriculorum**, the septum between the two ventricles of the heart.

**Septuplet** (*sep'-tu-plet*) [*septem*, seven]. One of seven offspring born from a single gestation.

**Sepulture** (*sep'-ul-tūr*) [*sepultura*; *sepelire*, to entomb]. The disposal of the dead by burial.

**Sequel** (*se'-kwel*). See *Sequela*.

**Sequela** (*se'-kwel'-ah*) [L.: *pl.*, *Sequela*, that which follows]. The consequence or abnormal condition following an injury or the abatement of a disease; any diseased or abnormal condition that follows an attack of disease or an injury.

**Sequence** (*se'-kwens*) [*sequentia*]. 1. The order of occurrence, as of symptoms. 2. A sequela.

**Sequential** (*se'-kwen'-shal*) [*sequentia*]. Occurring as a sequence, as sequential insanity.

**Sequestral** (*se'-kwes'-tral*) [*sequestrum*, sequester]. Pertaining to, or of the nature of, a sequester.

**Sequestration** (*se'-kwes-tra'-shun*) [*sequestratio*, a sequestration]. 1. The formation of a sequester. 2. The isolation or seclusion of lunatics or of persons suffering from contagious disease.

**Sequestrectomy** (*se'-kwes-trek'-to-me*) [*sequester*, sequester; *ἐκτομή*, excision]. Excision of a sequester.

**Sequestrotomy** (*se'-kwes-trol'-o-me*) [*sequester*, sequester; *τομή*, section]. A cutting operation for the removal of a sequester.

**Sequester** (*se'-kwes'-trum*) [*sequestrare*, to separate; *pl.*, *Sequestra*]. A detached or dead piece of bone within a cavity, abscess, or wound. **S.**, **Primary**, that entirely detached and demanding removal. **S.**, **Secondary**, one that is partially detached, and that unless very loose may be pushed into place. **S.**, **Tertiary**, cracked or partially detached and remaining firmly in place.

**Seralbumin** (*ser'-al'-bu-min*) [*serum*, serum; *albumen*, albumin]. Serum-albumin; the albumin found in the blood, in distinction from that of the egg, *ovalbumin*.

**Serempion** (*se-rem'-pe-on*) [W. Ind.]. A form of epidemic measles encountered in the West Indies, and causing great mortality, especially among children.

**Serene-drop** (*se-rèn'-drop*). See *Gutta serena*.

**Serial** (*se'-re-al*) [*series*, a succession]. Following in regular order; occurring in rows. **S.**, **Sections**, anatomic or microscopic sections made in consecutive order. **S.**, **Symmetry**, in biology, the resemblance of metameres, as distinguished from bilateral symmetry, the resemblance of parameres, or radial symmetry, the resemblance of actinometers.

**Seriate** (*se'-re-āt*) [*seriare*, to arrange in a series]. In biology, to arrange in a series or connected sequence.

**Sericeous** (*se-ris'-e-us*) [*σηρικός*, silken]. With a pubescence of very fine, silky hair.

**Sericeps** (*ser'-is-eps*) [*σηρικός*, silken; *forceps*, forceps]. A device made of loops of ribbon, used in place of the forceps in making traction upon the fetal head.

**Sericin** (*ser'-is-in*) [*σηρικός*, silken]. Silk gelatin.

**Sericission** (*ser'-is-ish'-un*) [*σηρικός*, silken; *scindere*, to cut]. The cutting of tissues by means of a thread.

**Sericterium** (*ser'-ik-te'-ri-un*) [*σηρικός*, silken; *pl.*, *Sericteria*]. In biology, the spinning-gland, or silk-gland, of an insect.

**Sericulture** (*ser'-ik-ul-chur*) [*σηρικός*, silken; *cultura*, culture]. The rearing of silk-worms for their silk.

**Sericum** (*ser'-ik-un*) [*σηρικός*, silken]. Silk (*q. v.*). Sericum was formerly much prescribed as a cordial, tonic, nervine, and as a restorative of the memory, reason, and reproductive power. It was an ingredient of various electuaries.

**Series** (*se'-re-ēs*) [L.]. A succession or chain of similar parts, or activities. **S.**, **dentium**, a row of teeth. **S.**, **Numbering Parts in**, the rule almost universally followed is to commence with the part at the proximal, or at the cephalic aspect, *e. g.*, the most cephalic vertebra (atlas) is number one. The shoulder-girdle is the proximal segment of the pectoral limb.

**Serifluxus** (*se-rif-luks'-us*) [*serum*, serum; *fluxus*, flow: *pl.*, *serifluxus*]. Any serous or watery discharge, or a disease characterized by such a discharge.

**Serin** (*ser'-in*),  $\text{CH}_2(\text{OH}).\text{CH}(\text{NH}_2).\text{CO}_2\text{H}$ . *Amidoglycerol*, obtained by boiling sericin with dilute sulphuric acid,  $\text{H}_2\text{SO}_4$ . It forms hard crystals, soluble in water, but insoluble in alcohol and ether.

**Seringos** (*ser-in'-gōs*). A form of suppurative dysentery, peculiar to South Africa.

**Serious** (*se'-re-us*) [*serius*, grave]. Applied to such morbid conditions or symptoms as indicate a grave prognosis.

**Sero-** (*se'-ro-*) [*serum*, serum]. A prefix denoting connection with or relation to serum. **S.**, **cystic**, containing cysts filled with serum. **S.**, **fibrinous**, constituted of both serum and fibrin. **S.**, **gelatinous**, having the nature of both serum and gelatin. **S.**, **purulent**, pertaining to or being of the nature of a combination of serum and pus. **S.**, **-pus**, a fluid which consists of serum and pus. **S.**, **sanguineous**, having

the nature of both serum and blood. **S.-synovial**, having the characters of both serum and synovia.

**Serodermatosis** (*se-ro-der-mat-o'-sis*) [*serum*, serum; *δέρμα*, skin; *νόσος*, disease]. A skin-disease characterized by serous effusion into the tissues of the skin.

**Serodermitis** (*se-ro-der-mi'-tis*) [*serum*, serum; *δέρμα*, skin; *ιτις*, inflammation]. An inflammatory skin-affection attended with serous effusion.

**Sero-lactescent** (*se-ro-lak-tes'-ent*) [*serum*, serum; *lactis*, milk]. Having the characters of both serum and milk. The secretion of Montgomery's glands is said to be serolactescent.

**Serolin** (*ser'-o-lin*) [*serum*, serum; *oleum*, oil]. A fatty constituent of blood occurring in small amount, and the nature of which is undetermined.

**Sero-mucous** (*se-ro-mu'-kus*) [*serum*, serum; *mucus*, mucus]. Having the nature of or containing both serum and mucus.

**Serophthisis** (*se-roff'-this-is*) [*serum*, serum; *φθίσις*, a wasting]. An insufficient proportion of serum in the blood. **S.**, **Endemic Pernicious**. Synonym of *Beriberi*.

**Sero-pneumothorax** (*se-ro-nu-mo-tho'-raks*) [*serum*, serum; *πνεύμα*, air; *θώραξ*, thorax]. Pleurisy with serous effusion, associated with pneumothorax.

**Serosa** (*se-ro'-sah*) [*serum*, serum]. The delicate membrane of connective tissue, lining closed cavities of the body. A serous membrane.

**Sero-serous** (*se-ro-se'-rus*) [*serum*, serum]. Pertaining jointly to two or more serous membranes.

**Serosity** (*se-ros'-it-e*) [*serum*, serum]. The quality of being serous; a serous fluid not the true secretion of serous membranes.

**Sero-sublimate Gauze** (*se-ro-sub'-lim-āt gauz*). See *Listerian Method*.

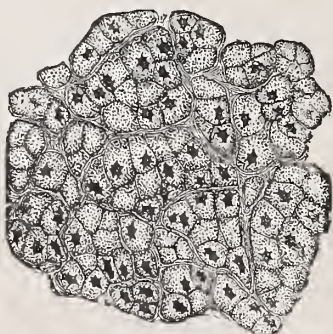
**Sero-synovitis** (*se-ro-si-no-vi'-tis*) [*serum*, serum; *synovitis*]. A synovitis accompanied or marked by an increase of the synovial fluid of the joint.

**Sero-therapy** (*se-ro-ther'-ap-e*) [*serum*, serum; *θεραπεία*, therapy]. The whey-cure. See, also, *Serum-therapy*.

**Serotina** (*ser-o-ti'-nah*). The portion of the decidua that eventually becomes the site of the placenta. See *Decidua serotina*.

**Serotinous** (*ser-ot'-in-us*) [*serotinus*, late]. In biology, coming late, or comparatively late in the season.

**Serous** (*se'-rus*) [*serum*, serum]. Pertaining to, characterized by, or of the nature of serum. **S.** **Gland**, a



RESTING SEROUS GLAND, RABBIT. (From Stirling.)

gland secreting serum. See *Salivary Gland*. **S.** **Membrane**. See *Membrane*.

**Serpens** (*ser'-pens*) [*L.*]. Serpentine, sinuous; creeping. **S.**, **Ulcus**, a fistulous ulcer; a sinuous ulcer of the cornea.

**Serpentaria** (*ser-pen-ta'-re-ah*) [*L.*]. Virginia Snake-

root. The roots of *Aristolochia serpentaria*, and *A. reticulata*. Its properties are due to a volatile oil, a camphor-resin, and a bitter extractive. It is a stimulant, tonic, and diaphoretic, promoting appetite and digestion. It is used mainly as a vehicle for other medicines. **S.**, **Ext.**, **Fld.** Dose  $\mathfrak{M}\times$ -xxx. **S.**, **Infus.** (B. P.) Dose  $\mathfrak{Z}$ j-ij. **S.**, **Tinct.**, 10 per cent. in strength. Dose  $\mathfrak{Z}$  ss-ij.

**Serpentine** (*ser'-pen-tēn*) [*serpens*, serpent]. Sinuous. Having a snake-like form or movement.

**Serpent-poison** (*ser'-pent-poi'-zn*). See *Echidnin*.

**Serpiginous** (*ser-pij'-in-us*) [*serpigo*, ringworm]. Resembling serpig. Also, applied to such skin diseases as move or creep progressively from one part to another. **S.** **Ulcer**, one that changes its seat, or seems to creep from one part to another.

**Serpigo** (*ser-pi'-go*) [*L.*]. Ringworm. See *Tinea*.

**Serra** (*ser'-ah*) [*L.*, a saw]. In biology, a saw or saw-like structure. **S.** **salvia**, mountain sage, an herb of the U. S., introduced as a substitute for quinin in the treatment of periodic fevers. Also of service in rheumatism, scarlet fever, and diphtheria. Dose of the fluid extract  $\mathfrak{Z}$ j-ij. Unof.

**Serrate** (*ser'-āt*) [*serra*, a saw]. Provided with sharp teeth or projections directed forward like the teeth of a hand-saw.

**Serratiform** (*ser-at'-if-orm*) [*serra*, a saw; *forma*, a form]. Same as serrated.

**Serration** (*ser-a'-shun*) [*serra*, a saw]. In biology, the state or condition of being serrate. A tooth of a serrate border; a set of serrate processes.

**Serratus** (*ser-a'-tus*). See *Muscles*, *Table of*.

**Serre-fine** (*sār-fēn'*) [*Fr.*]. A small suture used in accurate apposition of the lips of a wound.

**Serre-nœud** [*Fr.*]. An instrument used in ligation.

**Serres**, **Angle of**. See *Angle*. **S.**, **Glands of**. See *Gland*.

**Serriped** (*ser'-ip-ed*) [*serra*, a saw; *pes*, foot]. In biology, having serrated feet, as certain insects.

**Serrula** (*ser'-u-lah*) [*dim. of serra*, a saw: *pl.*, *Serrulae*]. In biology, one of the paired appendages placed on either side of the copula of the Mud fish (*Amia*) and covered by the operculum.

**Serrulate** (*ser'-u-lāt*) [*serrula*, *dim. of serra*, a saw]. Minutely notched or serrated.

**Sertoli's Cells**. The cells in the testicles which give origin to the spermatoblasts. **S.'s column**, the long column or supporting cell holding the spermatozoa together and formed by the breakdown of a mass of daughter-cells in the seminiferous tubules; identical with Merkel's *Stützzenellen*, La Vallette's *Spermatogonien*, and Swaen and Masquelin's *Cellules folliculaires*.

**Serum** (*se'-rum*). The yellowish fluid separating from the blood after the coagulation of the fibrin. See *Blood*. **S.-albumin**, a native albumin or proteid constituent of the human body, especially of the blood, differing from egg-albumin in several respects. It is changeable into syntonin or acid-albumin by dilute hydrochloric acid, and by dilute alkalis into alkali-albuminate. **S.-globulin**. See *Paraglobulin*. **S.** **lactis**, whey. **S.-lutein**, the pigment contained in the serum from the blood of most animals. Serum-lutein is bleached by the action of light. **S.-therapy**: 1. The treatment of disease (as tetanus) by injections of sterilized blood-serum from immune animals. 2. See *Whey-cure*.

**Serumuria** (*se-rum-u'-re-ah*). See *Albuminuria*.

**Sesame** (*ses'-am-e*). See *Sesamum*. **S.**, **Oleum**, **Benné Oil**, a fixed oil expressed from the seeds of *Sesamum indicum*, or **Benné plant**. It resembles olive-oil in composition and properties and is employed mainly as a hair-oil.



**Sesamoid** (*ses'-am-oid*) [*σάμανος*, a grain; *εἶδος*, form]. Resembling a grain. **S. Bones**, small bones (cartilaginous in early life) developed in tendons submitted to much pressure.

**Sesamoiditis** (*ses-am-oi-dit'-tis*) [*σάμανος*, a grain; *εἶδος*, like; *τις*, inflammation]. Inflammatory disease of the sesamoid bones of the fetlock of the horse.

**Sesamum** (*ses'-am-um*) [*σάμανος*; *gen.*, *Sesami*]. A genus of old-world plants, chiefly African. **S. orientale** (or **S. indicum**) is widely cultivated for the oil of its seeds; called also *benné*, *til*, etc. See *Sesami*, *Oleum*.

**Sesqui-** (*ses'-kwē-*) [*L.*, one and one-half]. A prefix denoting one and one-half.

**Sesquialter** (*ses'-kwē-al'-ter*) [*sesqui*, one-half more; *alter*, another]. In biology, a large spot with a smaller one in the center; a sesquicellus.

**Sesquibasic** (*ses'-kwē-bal'-sik*) [*sesqui*-, one-half more; *βασίς*, base]. Applied to salts formed from a tribasic acid by the replacement of three atoms of hydrogen by two of a basic element or radicle.

**Sesquicellus** (*ses'-kwē-o-sel'-us*) [*sesqui*-, one-half more; *ocellus*, a little eye: *pl.*, *Sesquicelli*]. In biology, a large spot with a smaller one in the center of it; a sesqualter.

**Sesquioxid** (*ses'-kwē-ok's-id*) [*sesqui*-, one-half more; *ὀξίς*, acid]. A compound of oxygen and another element, containing three parts of oxygen to two of the other element. **S. of Iron**, ferric oxid, a salt of iron having the composition  $\text{Fe}_2\text{O}_3$ .

**Sesquisalt** (*ses'-kwē-sar'olt*) [*sesqui*; *ME.*, salt, salt]. A salt which contains one and one-half times as much of a given radicle as a protosalt.

**Sessile** (*ses'-il*) [*sessilis*, *sedere*, to sit]. Attached by a broad base; not pedunculated; *e. g.*, a sessile tumor. In biology, not stalked; inserted directly on the axis, as when a leaf-blade is attached directly to a stem. **S.-eyed**, in biology, having eyes without stalks.

**Seta** (*se'-tah*) [*seta*, a bristle: *pl.*, *Setæ*]. In biology, a stiff, stout, bristle-like appendage; a chaeta, vibrissa.

**Setaceous** (*se-tal'-se-us*) [*seta*, a hair, a bristle]. In biology, bristly, bristling, bristle-shaped.

**Setaceum** (*se-tal'-se-um*). See *Seton*.

**Setiform** (*se'-tif-orm*) [*seta*, a bristle; *forma*, form]. Bristle-like in shape.

**Setigerous**, or **Setiferous** (*se-tij'-er-us*, *se-tif'-er-us*) [*seta*, bristle; *gerere* or *ferre*, to bear]. In biology, bearing bristles or stiff hairs.

**Setiparous** (*se-tip'-ar-us*) [*seta*, a bristle; *parere*, to bear]. In biology, producing bristles or setæ, *e. g.*, certain glands.

**Setireme** (*se'-tir-ēm*) [*seta*, a bristle; *remus*, an oar]. In biology, applied to the leg of an aquatic insect or other animal when beset with setæ.

**Seton** (*se'-ton*) [*seta*, a bristle]. 1. A thread, or skein drawn through a fold of the skin, so as to maintain an issue. 2. A sinus kept from healing by the introduction and drawing through it of a thread. **S.-needle**, a needle used in passing a seton through the skin.

**Setschenow's Inhibitory Center**. A hypothetic cerebral mechanism for the inhibition of reflex movements. It is supposed to be located in the corpora quadrigemina and the oblongata.

**Setula** (*se'-u-lah*) [*dim.* of *seta*, a bristle: *pl.*, *Setulæ*]. A diminutive bristle.

**Seven** (*sev'-u*) [*ME.*, *seven*, seven]. A numeral. **S.-bark**, the plant *Hydrangea arborescens*. See *Hydrangea*. See also *Nine-bark*. **S.-day Fever**. Synonym of *Relapsing Fever*. **S.-days' Disease**. Synonym of *Trismus*.

**Sevum** (*se'-uum*) [*L.*: *gen.*, *Sevi*]. Suet. The adipose tissue or fat from the abdomen of the sheep, strained

and clarified. It is soluble in benzine and ether, and consists mainly of stearin, with a small percentage of palmitin and olein. It is used in the preparation of ointments and liniments.

**Sewage** (*su'-āj*) [*ME.*, *sewer*, a canal]. The heterogeneous substances constituting the excreta and waste matter of domestic economy and the contents of drains. It consists mainly of putrescent animal and vegetable tissues, fecal matter, and urine—the latter in a state of ammoniacal fermentation—mixed with water or dissolved in it. In the process of fermentation, marsh-gas, ammonia, hydrogen sulphid, and other gases are freely given off, and as these are more or less soluble in water, an ordinary water-trap only partially prevents their passage. In addition, the constituents of the solution are such as to form an excellent culture-fluid for numerous pathogenic microbes, especially those constituting the contagium of cholera, typhoid fever, and similar diseases. **S.-farming**, use of sewage as a manure. **S.-fungus**. See *Beggiatoa alba* under *Bacteria*, *Synonymatic Table of*.

**Sewer** (*su'-er*) [*ME.*, *sewer*, a canal]. A canal for the removal of sewage. **S.-air Throat**, acute tonsillitis. **S.-gas**, the mixture of air, vapors, and gases, which emanates from sewers. It varies greatly in respect to its pathogenic qualities. **S.-g. Pneumonia**. See *Pneumonia*.

**Sewerage** (*su'-er-āj*) [*ME.*, *sewer*, a canal]. The collection and removal of sewage.

**Sewing Spasm**. See *Spasm*.

**Sex-** (*seks*) [*L.*]. A numeral used as a prefix, meaning six.

**Sex** (*seks*) [*sexus*, also *secus*, sex]. In biology, the state or condition of being either male or female. See *Law*, *Kofacker-Sadler's*.

**Sexdigital**, **Sexdigitate** (*seks-dij'-it-al*, *seks-dij'-it-āt*) [*sex*, six; *digitus*, a finger]. Having six fingers or six toes.

**Sexdigitism** (*seks-dij'-it-izm*) [*sex*, six; *digitus*, finger]. The condition of having six digits on a hand or foot.

**Sexiferous** (*seks-if'-er-us*) [*sex*, six; *ferre*, to bear]. Having sexual organs.

**Sextan** (*seks'-tan*) [*sex*, six]. A malarial fever in which the paroxysms occur every sixth day.

**Sextuplet** (*seks-tup'-let*) [*sex*, six]. One of six offspring from a single gestation.

**Sexual** (*seks'-u-al*) [*sexus*, sex]. Pertaining to sex.

**S. Bondage**, the dependence of one person upon another of the opposite sex that is abnormal but not perverse. **S. Diseases**, diseases of the sexual organs.

**S. Intercourse**, copulation. **S. Inversion**, a variety of sexual perversion in which there is an abnormal liking for a person of the same, instead of for one of the opposite sex. **S. Metamorphosis**, a variety of sexual perversion in which the individual has the tastes and feelings and assumes the dress and habits of the opposite sex. **S. Selection**. See *Evolution*.

**Sexualia** (*seks-u-al'-le-ah*). See *Gonades*.

**Sexuality** (*seks-u-al'-it-e*) [*sexus*, sex]. The collective differences which in an individual make one male or female.

**Sexually** (*seks'-u-al-e*) [*sexus*, sex]. In a sexual manner. **Sexvalent** (*seks-val'-lent*) [*sex*, six; *valere*, to be worth]. Having an atomicity of six.

**Shab** (*shab*). See *Scab*.

**Shackle** (*shak'-l*) [*ME.*, *schakkyl*, shackle]. Something that hinders or confines. **S.-joint**, a variety of articulation formed by passing a bony ring of one part through a perforation of another part. It is seen in the exoskeleton of some fishes. **S.-vein**, a vein of the horse, probably the median antebrachial, from which blood was formerly abstracted.

**Shadow** (*shad'-o*) [ME., *schadowe*, shadow]. A phantom-cell, or skeletonized blood-cell, formed by the removal of the hemoglobin from a red corpuscle. **S.-test.** See *Retinoscopy*.

**Shaft** [ME., *shaft*, shaft]. The trunk of any columnar mass, especially the diaphysis of a long bone.

**Shakes** (*shaks*) [ME., *shaken*, to shake]. A popular designation for *Ague*.

**Shaking** (*sha'-king*) [ME., *shaken*, to shake]. A passive Swedish movement used in the treatment of nervous affections. **S. Cure**, the treatment of disease by a shaking or vibratory movement, advocated by Charcot in paralysis agitans, by means of a vibrating arm-chair. **S. Palsy.** See *Paralysis agitans*.

**Shale** (*shal*) [G., *schale*, a scale]. Clay with a fissile structure. **S. Naphtha.** See *Photogene*. **S. Oil.** See *Benzine*.


**Shampoo** (*sham-poo'*) [Hind., *tshampna*, shampoo]. 1. Synonym of *Massage*. 2. To lather, rub, or wash the head.

**Shampooing** (*sham-poo'-ing*) [shampoo]. The performance of massage with the application of a liniment or other medicinal substance, and also in connection with the Turkish bath.

**Shank** [ME., *shanke*, the bone of the leg]. The leg from the knee to the ankle; the tibia or shin-bone.

**Shark** [*κάρχαρος*, jagged]. One of a large group of sea-fishes constituting the order, *Squalidæ*. **S.-oil**, an oil prepared from the livers of various species of shark. It is the lightest of the fixed oils, the specific gravity ranging from .865 to .876. It is used in the adulteration of cod-liver oil and for tanning.

**Sharpey's Perforating Fibers.** Transverse or perpendicular periosteal fibers, most numerous in the superficial lamellæ of spongy bones; they are also present



SHARPEY'S PERFORATING FIBERS. (From Stirling.)

in the interstitial lamellæ of other bones, transfixing the lamellæ. K  lliker recognized a smaller, soft, uncalcified, and a larger, partly calcified, variety.

**Shavegrass** (*sh  v'-gras*). See *Scouring Rush*.

**Shaven-beard Appearance.** A peculiar appearance of the enlarged intestinal glands in typhoid fever. They are dark-red or reddish-gray in color, and marked with fine white striations.

**Shearing** (*sher'-ing*) [ME., *sheren*, to clip]. 1. The overlapping of the cranial bones of the fetus during its passage through the pelvis. 2. In biology, the result of attrition of the incisorial region of the lower jaw against the front of the upper jaw in aged persons who have lost their teeth. Shearing takes place in proportion as the upper jaw at its anterior arc is beaked, and when present the articular surface of the condyloid process is invariably at the anterior part. (Harrison Allen.)

**Shears** (*sh  rz*) [ME., *sheres*, shears]. A large pair of scissors. **S., Bandage.** Strong shears for cutting bandages, usually bent at an angle.

**Sheath** (*sh  th*) [ME., *shethe*, sheath]. An envelop; a covering. In anatomy, applied to the coverings of arteries, muscles, nerves, fascia, etc. **S., Arach-**

**noidean**, a delicate partition lying between the *pial sheath* and the *dural sheath* of the optic nerve. **S., Axis-cylinder.** See *Huxley's Layer*. **S., Capillary**, or **S., Circumvascular**, a wide lymphatic tube surrounding some of the smallest blood-vessels. **S., Cellular.** See *Epineurium*. **S., Cortical**, the bast-bundles. **S., Dential**, the structure lining the dential canals. **S., Dural**, a strong fibrous membrane forming the external investment of the optic nerve. See *Dura*. **S., Femoral.** See *Femoral*.

**S., Fibril**, a sheath formed of connective-tissue fibrils and surrounding individual nerve-fibers. **S. of Henle**, an attenuated extension of the perineurium investing the fibers composing funiculi of a nerve-trunk; it consists of a delicate fibrous envelop lined with endothelial plates, which in some cases alone represent the entire sheath. **S., Huxley's.** See *Huxley's Layer*. **S., Lamellar.** See *Perineurium*. **S., Leaf.** See *Vagina*. **S. of Mauthner**, a protoplasmic investing membrane beneath the neurilemma and the nodes of Ranvier, passing inward to separate the myelin from the axis-cylinder. **S., Medullary**, the myelin-sheath surrounding the axis-cylinder. **S., Myelin.** See *Medullary Sheath* and *Neurilemma*. **S., Nerve.** See *Perineurium*. **S., Neumann's.** See *S., Dential*.

**S., Perivascular.** See *S., Capillary*. **S., Pial**, the extension of the pia which closely invests the surface of the optic nerve. See *Pia*. **S., Primitive.** See *Neurilemma*. **S., Root.** See *Root-sheath*. **S. of Schwann.** See *Neurilemma*. **S., Synovial**, a synovial membrane which lines the cavity attached to a bone and through which a tendon glides. **S., Tangential**, the fibro-cellular sheath surrounding the carotids.

**Shed** [ME., *sheden*, to shed]. To throw off.

**Shedding** (*shed'-ing*) [ME., *sheden*, to shed]. Throwing off.

**S. Teeth**, the teeth of the first dentition; the term is also applied to the loss of the first or temporary set of teeth.

**Sheep** (*sh  p*) [ME., *sheep*, sheep]. A ruminant mammal of the family *Bovidae* and genus *Ovis*. **S.-bug.** See *Argas tholosani* in *Parasites (Animal)*, *Table of*. **S.-cough.** See *Hoose*. Also *Strongylus filaria*, Rudolphi, under *Parasites (Animal)*, *Table of*. **S. Gad-fly.** See *Oestrus ovis*, L., under *Parasites (Animal)*, *Table of*. **S.-laurel.** See *Kalmia*. **S.-louse.** See *Trichodectis spheroccephalus*, Nitzsch, in *Parasites (Animal)*, *Table of*. **S.-pest**, the sheep-tick. **S.-pox**, a contagious pustular disease of sheep similar to cowpox. See *Ovination*. **S.-sorrel**, the leaves of common sorrel, *Rumex acetosella*. Their acidity is due to potassium oxalate and tartrate. They are refrigerant and diuretic, and are useful as an antiscorbutic. Dose of the infusion *ad lib.*, of the fld. ext.   j-  j. Unof. **S.-tick.** See *Melophagus ovinus*, under *Parasites (Animal)*, *Table of*. **S.s' Wool**, a fine grade of Bahama and Florida sponge. **S.s'-wool Fat.** See *Suint* and *Lanolin*.

**Sheet** (*sh  t*) [ME., *shete*, sheet]. A large piece of linen or cotton used as bed-clothing. **S.-bath.** See *Bath*. **S., Draw**, a sheet so folded as to be placed, or removed, from beneath the patient with the least inconvenience.

**Sheffield Grinders' Rot.** Synonym of *Pneumonokoniosis*.

**Shell** (*sh  l*) [AS., *sc  l*; D., *schel*, shell]. In biology: 1. A hard, bony, calcareous, chitinous or silicious outer covering; a scale, husk, test, lorica, carapace, elytron. 2. A thin or hollow structure, as the outer ear. **S.-follicle**, the integumentary sac containing the primitive shell of a mollusc. **S.-gland**, (a) the



- shell-secreting gland of a mollusc; (*b*) a coiled tubular gland lying in the shell-fold or in the cephalo-thoracic carapace, opening near the posterior maxillæ of a crustacean; it is widely distributed among *Entomostraca*. It acts as a renal organ. **S., Hearing**, a small concave plate used to concentrate the sound-waves in the ear.
- Shellac** (*shel'-ak*). See *Lac*. **S. Cement**. See *Cement*.
- Shells** (*shelz*) [ME., *schelle*, shell]. Tinted spectacles, for protection of the eyes. *Coquilles*.
- Shepherd's Purse**. The *Capsella bursa pastoris*. A common herb possessing tonic and stimulant and active diuretic properties. Dose of the fluid extract  $\text{m}\text{xv}-\text{zj}$ . *Unof.*
- Sheringham Valve**. See *Ventilation*.
- Sherry Wine** (*sher'-e*). See *Vinum xericum*.
- Sherwood Oil**. See *Petroleum Ether*.
- Shield** (*shêld*) [ME., *sheeld*, shield]. 1. A protective structure or apparatus. 2. In biology, a protective plate, scute, lorica, or carapace. **S., Nipple**, a protective covering for sore nipples. **S.-shaped**, same as *Scutate* or *Peltate*. **S., Sims'**, an instrument used in the application of wire sutures.
- Shifting-type, Foerster's**. See *Foerster's*.
- Shima-mushi** (*shi-mah-mushi'-e*) [Jap.]. A Japanese febrile disease supposed to be due to the bite of an insect.
- Shin** [ME., *shinne*, shin]. The anterior margin of the tibia or fore-part of the leg. **S.-bone**, the tibia.
- Shingles** (*shing'-gles*). A name for *herpes zoster*.
- Ship Fever**. Synonym of *Typhus Fever*, *q. v.*
- Shiver** (*shiv'-er*) [ME., *chiveren*, to shiver]. A tremor or shaking of the body. It may arise from a sense of coldness, but it is often concomitant with or symptomatic of fevers, especially those of an infectious nature.
- Shock** (*shok*) [ME., *schok*, a shock]. The depression or grave effect produced by severe injuries, operations, or strong emotion. A relaxation or abolition of the sustaining and controlling influence which the nervous system exercises over the vital organic functions of the body. It is the result of a profound impression made on the cerebro-spinal axis, either directly through the agency of an afferent nerve, or through the circulatory medium. **S., Deferred**, that curious condition in which the manifestations of shock, due not to severe bodily injury but to purely mental causes, develop after the lapse of some time from the occurrence. This variety of shock may be even more profound than that produced by bodily injury. **S., Discharging**, a shock produced by a discharge of electricity. **S., Electric**, the physiologic effect produced upon an organism by the opening or closing of an electric circuit in which it is included. **S., Epigastric**, the result of a blow upon the epigastrium. **S., Erethismic**, a form of shock attended with symptoms of excitement. **S., Fetal**, the sensation produced by movements of the fetus in utero. **S., Railway**, the mental impression produced by a railway accident. **S., Secondary**, or *Insidious*, a second attack occurring after the first. **S., Sexual**, shock caused by rape or coitus. **S., Torpid**, shock in which marked depression is a prominent symptom. **S., Traumatic**, shock due to traumatism.
- Shoddy** (*shod'-e*) [E. dial]. A material made from fragments of cast-off woolen clothing torn into fibers and re-spun into yarn. It is looser in texture than *mungo*, which is made from remains of finer fragments, such as old dress-coats, tailors' clippings, etc. **S. Fever or Disease**, a febrile condition caused by the inhalation of the dust arising in making "shoddy" yarns and fabrics. It is characterized by feverishness, headache, nausea, dryness of the mouth, dyspnea, cough, and expectoration. See *Fever*.
- Shoe** (*shu*) [ME., *shoo*, shoe]. A covering for the foot, **S., Club-foot**, a shoe provided with braces for the correction of talipes. **S.-salesmen's Disease**, one of the occupation-neuroses, characterized by a paradoxical paralysis of muscles (anterior tibial) that are placed in extreme relaxation by the movements which caused and intensified the paralysis. It is produced by sitting on the heels while engaged in fitting shoes, the feet being sharply flexed on the legs and the legs on the thigh. Degenerative changes take place in the muscles or nerve-endings. **S., Sayre's**. See *Sayre*. **S.-and-stocking Position**. See *Position*. **S.-boil**, in farriery, an enlargement at the point of the elbow, the result of pressure of the heels upon the spot. It is also called *capped elbow*.
- Shone's System**. See *Sewage, Disposal of*.
- Short** [ME., *short*, short]. Neither long nor tall. **S. Breath**. Synonym of *Dyspnea*. **S. Circuit**, a circuit in which an electric current encounters an abnormally small resistance. **S.-sight**. See *Myopia*.
- Shortening** (*short'-en-ing*) [ME., *short*, short]. The process of making short.
- Shot** [ME., *shot*, a shot]. A projectile, especially a ball or bullet; anything thrown forth. **S.-gun Prescription**, one with many ingredients, written with the expectation that some one may prove curative. **S.-gun Quarantine**, the extemporized and unauthorized establishment of a cordon against a place suspected of being the seat of an epidemic of a communicable disease. **S.-silk**. See *Retina*.
- Shoulder** (*shôl'-der*) [ME., *scholdre*, shoulder]. The popular designation for the scapulo-clavicular articulation and adjacent parts. **S.-blade**, the scapula. **S.-girdle**. See *Girdle*.
- Show** (*sho*) [ME., *schewe*, a show]. A sanguino-serous discharge from the birth-canal prior to labor; the first appearance of a menstrual flow.
- Shower** (*shau'-er*) [ME., *shour*, shower]. A light fall of rain. **S.-bath**. See *Bath*. **S.-bath, Electric**. See *Electric Shower-bath*.
- Shrapnell's Membrane**, the membrana flaccida; the skin-layer of the membrana tympani, with the mucosa of the attic. See *Membrane*.
- Shreds** [ME., *shrede*, a shred]. Patches of filmy material passed with the fecal discharges in some cases of enteritis and diarrhea. They may be composed of false membrane, of actual sloughs from the intestinal mucosa, or of flakes of hardened mucus.
- Shrivel** (*shriv'-l*) [origin obscure]. To shrink in bulk and become wrinkled.
- Shriveled** (*shriv'-ld*) [origin obscure]. Contracted into wrinkles; corrugated.
- Shrub** (*shrub*) [AS., *scrob*, a shrub]. 1. A low, branching, woody plant; a bush. 2. [Arab., *sharab*]. A drink, or cordial made of fruit-juice, often with the addition of rum; as currant, or raspberry shrub.
- Shudder** (*shud'-er*) [ME., *schuderen*, to shudder]. A convulsive but momentary tremor, caused usually by fright, disgust, or nervous shock.
- Shunt** [ME., *schunf*]. In electricity, a conductor of low resistance, joining two points in an electric current, and completing a path through which the current will pass.
- Shurly-Gibbes Treatment**. See *Treatment, Methods of*.
- Shuttle Pulse** (*shut'-l*). See *Corrigan's Pulse*.
- Siagon** (*si'-ag-on*) [*σιαγών*, a little jaw]. In biology, the mandible of a crustacean.
- Siagonagra** (*si'-ag-on-a'-grah*) [*σιαγών*, jaw-bone; *ἀγρα*, seizure]. Gouty pain in the maxilla.

- Siagonantritis** (*si-ag-on-an-tri'-tis*) [σιαγών, the jaw-bone; άντρον, antrum]. Inflammation within the antrum of Highmore.
- Siagonopod** (*si-ag-on'-o-pod*) [σιαγών, a little jaw; ποίς, foot]. In biology, the maxilla of a crustacean.
- Sialaden** (*si-al'-ad-en*) [σίαλον, saliva; άδήν, a gland]. A salivary gland.
- Sialadenitis** (*si-al-ad-en-i'-tis*) [σίαλον, saliva; άδήν, gland; ιτις, inflammation]. Inflammation of a salivary gland.
- Sialadenoncus** (*si-al-ad-en-onc'-kus*) [σίαλον, saliva; άδήν, gland; όγκος, a tumor]. A tumor of a salivary gland.
- Sialagogue** (*si-al'-ag-og*). See *Ptyalagogue*.
- Sialaporia** (*si-al-ap-o'-re-ah*) [σίαλον, spittle]. Deficiency in the amount of saliva.
- Sialin** (*si'-al-in*). Same as *Ptyalin*.
- Sialism, Sialismus** (*si'-al-izm, si'-il-iz'-mus*). See *Ptyalism*.
- Sialisterium** (*si-al-is-te'-re-um*) [σιαλιστήριον, a bridle-bit; *pl., Sialisteria*]. In biology, one of the salivary glands of an insect.
- Sialocinetic** (*si-al-o-sin-et'-ik*) [σίαλον, spittle; κινεσις, motion]. Stimulating the flow of saliva.
- Sialodes** (*si-al-o'-dez*) [σίαλον, saliva; είδος, like]. Like saliva.
- Sialodochitis** (*si-al-o-dō-ki'-tis*) [σίαλον, spittle; δοχή, receptacle; ιτις, inflammation]. Inflammation of the salivary ducts. **S. fibrinosa**, inflammation of a salivary duct obstructed by a fibrous exudate.
- Sialodochium** (*si-al-o-dō'-ke-um*) [σίαλον, saliva; δοχείον, receptacle]. A salivary duct.
- Sialogogic** (*si-al-o-goj'-ik*) [σίαλον, spittle; άγωγός, leading]. 1. A sialogogue. 2. Promoting a flow of saliva.
- Sialogogue** (*si-al'-o-gog*) [σίαλον, spittle; άγωγός, leading]. A ptyalagogue; a drug producing a flow of saliva.
- Sialoid** (*si'-al-oid*) [σίαλον, spittle; είδος, like]. Pertaining to, or like saliva.
- Sialolith, Sialolithus** (*si'-al-o-lith, si-al-o-lith'-us*) [σίαλον, spittle; λίθος, stone]. A salivary calculus.
- Sialo-lithiasis** (*si-al-o-lith-i'-as-is*) [σίαλον, spittle; λίθος, stone]. The presence of salivary calculi.
- Sialoncus** (*si-al-onc'-kus*) [σίαλον, spittle; όγκος, a tumor]. A tumor under the tongue, arising from the obstruction of the duct of a salivary gland by calculus or other cause.
- Sialorrhea** (*si-al-or-e'-a*) [σίαλον, spittle; ροία, flow]. Salivation. **S., Pancreatic**, a flow of pancreatic juice.
- Sialoschesis** (*si-al-os'-kes-is*) [σίαλον, spittle; σχέσις, holding]. Suppression of the secretion of saliva.
- Sialostenosis** (*si-al-o-ste-no'-sis*) [σίαλον, spittle; στενός, narrow]. Occlusion of a salivary duct.
- Sialosyrinx** (*si-al-o-si'-ring's*) [σίαλον, saliva; συριγξ, tube]. 1. A salivary fistula. 2. A syringe for washing out the salivary ducts. 3. A drainage-tube for the salivary ducts.
- Sialozemia** (*si-al-o-ze'-me-ah*) [σίαλον, spittle; ζημία, loss]. Loss of saliva.
- Siam Disease**. See *Fever, Yellow*.
- Sibbens** (*sib'-enz*) [Gael., *subhan*, raspberries]. A disease formerly endemic in the Scotch highlands, by some identified with syphilis, by others with yaws.
- Siberian Plague** (*si-be'-re-an plag*). See *Plague*.
- Sibi** (*sim'-be*) [Fiji]. A Fiji term for elephantiasis or a tumor of the leg or arm.
- Sibilant** (*sib'-il-ant*) [*sibilare*, to hiss]. Articulating with a hissing sound. Also, the nature of certain wheezy sounds observed in auscultation. **S. Râle**. See *Râle*.
- Sibilismus, Sibilus** (*sib-il-iz'-mus, sib'-il-us*) [*sibilare*, to hiss]. A hissing sound.
- Siccant, Siccative** (*sik'-ant, sik'-at-iv*) [*siccare*, to dry]. 1. Drying; tending to make dry. 2. A drying agent or medicine.
- Siccate** (*sik'-at*) [*siccare*, to dry]. In biology, to dry, as plants for a herbarium.
- Sicchasia** (*sik-a'-ze-ah*) [σικχαίνειν, to feel disgust]. Morbid loathing of food.
- Siccus** (*sik'-us*) [L.]. Dry.
- Sick** (*sik*) [ME., *sik*, sick]. Ill. Not well. In England the term commonly means nauseated, or "sick at the stomach." "**S. Time**," popularly used for the period of menstruation. **S.-headache**, headache with anorexia, nausea, vomiting, etc. Migraine. **S.-list**, a list of persons, especially in military or naval service, who are disabled by sickness. **S.-report**, a sick-list. **S.-room**, a room occupied by one who is sick. **S.-stomach**. Synonym of *Nausea*, and of *Milk-sickness*.
- Sickle-germs** (*sik'-l-jermz*). A falciform stage in the development of *Coccidia*.
- Sickliness** (*sik'-le-nes*) [ME., *sik*, sick]. Predisposition to easily contract disease; insalubrity of climate.
- Sickly** (*sik'-le*) [ME., *sik*, sick]. Predisposed to disease. Unhealthy.
- Sickness** (*sik'-nes*) [ME., *siknesse*, sickness]. Nausea. Also, a general term including all morbid conditions, also menstruation. **S., African Sleeping**. See *African Lethargy*. **S., Bleeding**, hemophilia. **S., Falling**, epilepsy. **S., Gall**, remittent fever. **S., Green**, chlorosis. **S., Hungarian**, remittent fever. **S., Milk**, a form of poisoning due to the ingestion of diseased milk or meat. **S., Miners'**. See *Ankylostomiasis*. **S., Monthly**. See *Menstruation*. **S., Morning**. See *Morning Sickness*. **S., Mountain**, a sensation of nausea, with impeded respiration and irregular heart's action, due to the rarefied air of high altitudes. **S., Sea**, nausea, with vomiting and often extreme weakness, caused by unaccustomed motion. Naupathia.
- Side** (*sid*) [ME., *side*, side]. A lateral half of the body or of any bilateral organ. **S.-bone**: 1. The hip-bone. 2. The disease or disordered condition in horses which causes the lateral cartilages above the heels to ossify. 3. An abnormal ossification of the lateral elastic cartilage in a horse's foot. **S.-saddle Flower**. See *Sarracenia*.
- Sideration** (*sid-er-a'-shun*) [*sideratio*, blight produced by the stars]. 1. Apoplexy. 2. Gangrene. 3. Lightning-stroke. [Obs.]
- Siderine Yellow**. See *Pigments, Conspectus of*.
- Siderodromophobia** (*sid-er-o-dro-mo-fo'-be-ah*) [σίδηρος, iron; δρόμος, way; φόβος, fear]. Morbid dread of traveling by railway.
- Siderophilous** (*sid-er-off'-il-us*) [σίδηρος, iron; φιλέιν, to love]. Applied to cells that show a tendency to take up iron, e. g., the red blood-corpuscles.
- Siderosis** (*sid-er'-o-sis*) [σίδηρος, iron]. The pigmentation of the lymphatic glands, liver, and kidneys, so called from the presence of iron in the pigment.
- Siegle's Speculum**. An apparatus for pneumatically testing the mobility of the membrana tympani.
- Sielon** (*si'-el-on*). See *Saliva*.
- Sienna** (*se-en'-ah*). See *Pigments, Conspectus of*.
- Sierra salvia**. See *Serra salvia*.
- Sieve** (*siv*) [ME., *sive*, sieve]. A vessel with a reticulated bottom, used for the separation of pulverized from coarse substances. The gauge of the sieve is usually expressed in the number of meshes per square inch. **S.-cells**, long cells of tubular or prismatic form constituting an essential element in fibro-vascular



bundles of the inner bark of exogenous stems. They are peculiar in the possession of circumscribed panels, with fine perforations, which allow of communication between contiguous cells. **S.-disc.** See *S.-plate*. **S.-hypha**; a hypha in which sieve-plates occur. **S.-plates**, the perforated panels of sieve-cells occurring at the points of contact of sieve-cells. **S.-pores**, the perforations in the panels of sieve-cells. **S.-tissue**, a cellular tissue made up of thin-walled cells which possess areas with sieve-like markings. The tissue is characteristic of the phloem. **S.-tubes.** See *S.-cells*. **S.-vessel.** See *S.-cells*.

**Siewer's Test.** See *Tests, Table of*.

**Sig** (*sig*). 1. Abbreviation for *signa*, "label it," or for "*signetur*," "let it be labeled." 2. A colloquial name for urine.

**Sigault's Operation.** See *Operations, Table of*.

**Sigh** (*si*) [*ME., sighen, to sigh*]. A peculiar prolonged and deep respiration; suspirium.

**Sighing** (*si'-ing*) [*ME., sighen, to sigh*]. 1. The act of giving forth a sigh. 2. A deep respiration accompanied by sighs. 3. Characterized by sighs.

**Sight** (*sīt*) [*ME., sight, sight*]. That sense by which the image of an object projected upon the retina is conveyed to the mind. **S., Day.** See *Hemeralopia*. **S., Depraved.** See *Paropsis*. **S., Long.** See *Hyperopia*. **S., Mouse.** See *Myopia*. **S., Night.** See *Nyctalopia*. **S., Old.** See *Presbyopia*. **S., Short.** See *Myopia*. **S., Skew.** See *Dysopia*. **S., Weak.** See *Asthenopia*.

**Sigillate** (*siĵ'-il-at*) [*sigillum, a seal*]. In biology, marked as if with a seal.

**Signatism, Signatismus** (*sig'-mat-izm, sig-mat-iz'-*

*mus*) [*sigma, the Greek letter s (σ)*]. 1. Defective utterance of the sound of *s*. 2. Too frequent use of the *s* sound in speech. See *Lisping*.

**Sigmoid** (*sig'-moid*) [*σίγμα, letter s; εἶδος, likeness*]. Bearing a resemblance to the shape of the letter *sigma*; curved in two directions. **S. Catheter**, one shaped like an S, for passing into the female bladder. **S. Cavities**, a name applied to the depressions on the head of the ulna; the *greater* is a depression formed by the olecranon and coronoid process for articulation with the humerus; the *lesser*, on the outer side of the coronoid process, is for articulation with the radius. **S. Flexure**, the bend in the colon between the descending portion and the rectum. **S. Gyrus**, the S-shaped cerebral fold about and behind the cruciate fissure in *Carnivora*. **S. Mesocolon**, the fold of the peritoneum attaching the sigmoid flexure of the colon to the left iliac fossa. **S. Notch.** See *Notch*. **S. Valves**, the cardiac semilunar valves.

**Sigmoiditis** (*sig-moi-di'-tis*) [*σίγμα, sigma; εἶδος, like; ιτις, inflammation*]. Inflammation of the sigmoid flexure of the colon.

**Sigmoidostomy** (*sig-moi-dos'-to-me*) [*σίγμα, sigma; στόμα, mouth*]. The creation of an artificial anus in the sigmoid flexure of the colon.

**Sign** (*sin*) [*signum, a mark or device*]. In pathology, any diagnostic symptom. In pharmacy, a conventional character implying a direction or order. A table of *Eponymic Signs and Symptoms* is appended. See *Ataxia, Signs of; Death, Signs of*, etc. **S.-language**, the method of intercommunication employed by deaf-mutes, in which ideas are communicated by means of signs.

## TABLE OF EPONYMIC SIGNS AND SYMPTOMS OF DISEASES.

NAME.	DESCRIPTION.	HOW ELICITED.	DISEASE PRESENT IN.	SIGNIFICANCE.
Abadie's sign.	Spasm of the levator palpebræ superioris muscle.	Inspection.	Exophthalmic goiter.	Said to be pathognomonic (?).
Allis's sign.	Relaxation of the fascia between the crest of the ilium and the trochanter major.	Inspection.	Fracture of the neck of the femur.	
Argyll-Robertson pupil.	A pupil that acts in accommodation but not to light.	Usual tests for accommodation and light.	Locomotor ataxia.	
Baccelli's sign ( <i>aphonic pectoriloquy</i> ).	Reverberation of the whispered voice, heard through the chest-wall.	Whispered voice of patient auscultated through the chest.	Pleural effusion.	
Baruch's sign.	The resistance of the rectal temperature to a bath of 75° for fifteen minutes with friction.	Immersion in bath of 75° F.	Typhoid fever.	
Biermer's change of sound.	See <i>Gerhardt's change of sound</i> (in this table).			
Bouillaud, Tintement métallique of.	A peculiar clink sometimes heard to the right of the apex-beat of the heart.	Auscultation.	Cardiac hypertrophy.	
Brach-Romberg symptom.	See <i>Romberg's symptom</i> .			
Brown-Séquard's paralysis.	Hemiparaplegia with hemianesthesia of opposite side.		Lesion of lateral half of spinal cord.	
Burton's sign.	Blue line at junction of teeth with gums.	Visual examination.	Chronic lead-poisoning.	
Cheyne-Stokes' respiration.	A succession of respirations becoming progressively shorter and more shallow, then an intermission of varying duration, followed by progressive increase in depth and length of respirations.		In various affections in which the brain is implicated. Cerebral edema. Uremia.	Approaching death.

TABLE OF EPONYMIC SIGNS AND SYMPTOMS OF DISEASES.—*Continued.*

NAME.	DESCRIPTION.	HOW ELICITED.	DISEASE PRESENT IN.	SIGNIFICANCE.
Chvostek's sign.	Sudden spasm of one side of the face.	A slight tap upon the side of the face.	Post-operative tetany.	
Clark's (Alonzo) sign.	Obliteration of the hepatic dullness due to tympanitic distention of the abdomen.	Percussion.	Appendicitis and other peritoneal inflammations.	The presence of the inflated bowel, or of gas between the liver and the abdominal or the thoracic wall.
Corrigan's line.	A purple line at the junction of the teeth with the gums.	Visual examination.	Chronic copper-poisoning.	
Corrigan's pulse.	A forcible pulse-wave, which quickly recedes.	By the finger or sphygmograph over a superficial artery.	Aortic insufficiency.	Regurgitation of blood at the aortic orifice.
Dalrymple's sign.	Abnormal widening of the palpebral aperture.	Visual examination.	Exophthalmic goiter.	
Davidsohn's sign.	Reflection of light through the pupil in translumination.	Electric light in the mouth.		Health.
Drummond's whiff.	A whiff heard at the open mouth, during expiration, proceeding from the glottis.	Auscultation.	Aortic aneurysm.	
Duroziez's murmur.	A double murmur occasionally heard in the femoral artery.	Auscultation.	Aortic incompetency.	Escape of blood past imperfectly closed aortic valve.
Farre's tubercles.	Superficial masses felt projecting beneath the capsule of the liver.	Palpation.	Carcinoma of the liver.	
Filipovitch's sign.	A saffron-like coloration of all the prominent parts of palms of hands and soles of feet.	Inspection.	Typhoid fever.	Doubtful. Blood and circulatory changes.
Fisher's brain-murmur.	A systolic murmur over the anterior fontanel or in the temporal region of infants.	Auscultation.	Rickets and other conditions.	
Flint's murmur.	A second murmur frequently heard at the apex; it has a rumbling quality and may be presystolic, and is probably produced at the mitral orifice.	Auscultation.	Aortic incompetency.	Improper passage of the blood.
Foerster's shifting type.	Variations in the field of vision.	Perimetric limits differ according as they are determined by moving the disc from the center outward or from without to the center.	Anesthesia of the retina, traumatic neuroses, etc.	
Friedreich's respiratory change of sound.	The pitch of the percussion-note becomes increased at the height of a deep inspiration.	On percussion.	Pulmonary tuberculosis and other conditions.	Excavation; increased tension.
Friedreich's sign.	Diastolic collapse of the cervical veins.	Palpation. Inspection.	Adherent pericardium.	
Garel's sign.	Absence of luminous perception on the affected side of the walls and sinuses about the mouth—antrum of Highmore.	Electric transillumination.	Disease of the antrum.	
Gerhardt's change of sound.	A change of percussion-note according to the patient's position, whether upright, lying on the back, or on the side. Due to changes in the form of the air-space and fluid-contents of the thoracic cavity.	Percussion in the different positions.	Pneumothorax, pulmonary tuberculosis.	
Graefe's sign.	Failure of the upper lid to follow the eyeball in glancing downward.	By having the patient alternately rotate the eyes up and down.	Exophthalmic goiter.	Intraorbital pressure.
Grancher's sign.	The expiratory murmur equals in pitch that of the inspiratory.	Auscultation.	Pulmonary condensation.	Obstruction to expired air.
Gubler's tumor.	A prominence seen on the dorsum of the carpus.	By flexing carpus.	Wrist-drop of chronic lead-poisoning.	Probably some effusion into the synovial sacs.



TABLE OF EPONYMIC SIGNS AND SYMPTOMS OF DISEASES.—*Continued.*

NAME.	DESCRIPTION.	HOW ELICITED.	DISEASE PRESENT IN.	SIGNIFICANCE.
Guyon's sign.	Renal ballotement.	Palpation.	Floating kidney.	
Heberden's nodosities.	Hard nodules, usually on the distal joints of the fingers.	Palpation.	Rheumatoid arthritis, usually in advanced life.	
Hegar's.	A softening of the lower uterine segment.	By forefinger in the rectum and the thumb in the vagina, with pressure from above.	Pregnancy.	Pregnancy.
Hicks' (Braxton).	Intermittent uterine contractions. Begins to be apparent at end of third month. May also be produced by any tumor that distends uterus.	Palpation.	Pregnancy.	Almost a positive sign of pregnancy.
Hippocratic facies.	That of agony, as in impending dissolution.	By involuntary contraction of the facial muscles.	In peritonitis and fatal diseases.	Approaching death.
Hippocratic fingers.	Clubbing of the finger-tips, with incurvation of the nails.	Inspection.	Pulmonary tuberculosis and other wasting diseases.	Emaciation.
Hippocratic succussion.	Splashing sound.	By shaking body of patient.	Pyopneumothorax.	Air and fluid in the pleural cavity.
Hutchinson's patch.	Dull-red coloration of the cornea.	Ciliary injection.	Interstitial keratitis.	Syphilis.
Hutchinson's teeth.	Upper central permanent incisor teeth are peg-shaped, and notched on the cutting edge.	Inspection.	Inherited syphilis.	Inherited syphilis.
Hutchinson's trio of symptoms.	Notched teeth, interstitial keratitis and otitis.	Inspection.	Inherited syphilis.	Inherited syphilis.
Jaccoud's sign.	Prominence of the aorta in the suprasternal notch.	Inspection.	Leukemia (and pseudo-leukemia).	
Jacquemin's sign.	Violet color of the mucous membrane of vagina; appears about the fourth week of gestation.	Inspection.	Pregnancy.	Venous congestion.
Jadelot's lines.	Various lines on the face of infants.	Inspection.	Various diseased conditions.	
Jorissen's.	Pulse does not become accelerated on changing from the horizontal to the erect position.	Change of position as described.	Pregnancy.	Pregnancy.
Keen's.	Increased diameter through the leg at the malleoli.	Measurement.	Fracture of fibula (Pott's).	Solution of the tibio-fibular articulation.
Küster's.	Presence of a cystic tumor in the median line anterior to the uterus.	Palpation and inspection.	Ovarian dermoids.	Needs further confirmation.
Laennec's perles.	Rounded gelatinous masses.	Expectorated.	Bronchial asthma.	Mucous molds of the smaller bronchial tubes.
Laennec's râle.	A modified subcrepitant râle.	Auscultation.	Pulmonary emphysema.	Mucous in the bronchioles.
Mannkopf's symptom.	Increase in the frequency of the pulse.	By pressure on peripheral points.	Pain (not present in simulated pain).	True pain.
Oliver's sign.	Tracheal tugging.	By grasping the larynx between the thumb and finger and pressing upward.	Aneurysm of the aorta.	Transmitted impulse.
Palmo-plantar.	See <i>Filipovitch's</i> .			
Parkinson's facies.	Face expressionless, "wooden;" movements of the lips slow; eyebrows elevated. The whole expression is immobile and mask-like.	Inspection.	Paralysis agitans.	

TABLE OF EPONYMIC SIGNS AND SYMPTOMS OF DISEASES.—*Continued.*

NAME.	DESCRIPTION.	HOW ELICITED.	DISEASE PRESENT IN.	SIGNIFICANCE.
Parkinson's mask.	See <i>Parkinson's facies</i> .			
Parrot's nodes.	Osteophytes of the skull.	Palpation.	Of syphilitic origin.	Inherited syphilis.
Parrot's sign.	Dilatation of the pupil.	By pinching the skin of the neck.	Meningitis.	
Paul's sign.	A feeble apex-beat, with a forcible impulse over the body of the heart.	Palpation.	Pericarditis.	Pericardial adhesions.
Porter's sign.	See <i>Oliver's sign</i> and <i>tracheal tugging</i> .			
Pott's boss.	Projecting spinous process.	Palpation.	Pott's disease.	Vertebral caries.
Quincke's pulse (symptom).	Blanching of the finger-nails at each diastole of the heart.	Inspection.	Aortic insufficiency.	Very marked regurgitation.
Raynaud's phenomena.	A white and cold condition of the fingers, alternating with burning heat and redness.		Raynaud's disease, <i>q. v.</i>	Vaso-motor disturbance.
Ritter's tetanus.	Tetanus of a muscle.	By suddenly breaking the circuit while a strong constant current is passing through a nerve.		Health.
Ritter-Rollet phenomenon.	Flexion of the foot by gentle electric stimulation. Extension of the foot by energetic stimulation.	Voltaic or faradic stimulation.		
Romberg's symptom.	Swaying of the body.	By standing patient with feet close together and with eyes closed.	Locomotor ataxia.	Disturbance of equilibrium. Static incoördination.
Rosenbach's sign.	Abolition of abdominal reflex.		In inflammatory intestinal diseases.	
Rosenthal's hyperacid vomiting.	The vomiting of very acid material.		Exaggerated secretion of HCl in the gastric juice.	Rosbach's disease.
Seguin's signal symptom.	The contraction of one muscle or group of muscles, preceding the epileptic attack.	Involuntary.	Epilepsy.	
Skeer's symptom.	A small circle that forms in the iris near the pupil in both eyes simultaneously.	Inspection.	Tuberculous meningitis.	Considered pathognomonic.
Skoda's consonating râles.	Bronchial râles heard through consolidated pulmonary tissue.	Auscultation.	Pneumonia.	Mucus in the bronchial tubes, surrounded by consolidated structure.
Skoda's resonance, sign or tympany.	A tympanitic note on percussion.	By percussing the chest above a large pleural effusion or above the line of consolidation in pneumonia.	Heard when a pleural effusion extends up to the 4th rib or above.	Vicarious action of the portion of lung not involved (apex or upper lobe).
Stairs-sign.	Difficulty in descending stairs.	Attempt to descend stairs.	Early symptom of locomotor ataxia.	Incoördination.
Stellwag's symptom.	Apparent widening of the palpebral aperture.	Retraction of upper eyelid.	Exophthalmic goiter.	
Stokes' sign.	Violent throbbing in the abdomen to the right of the umbilicus.	Palpation.	Acute enteritis.	
Tache cérébrale or Tache méningéale.	The appearance of a red line.	By drawing the finger-nail over the skin.	Tuberculous meningitis, acute fevers, and other conditions.	Supposed at one time to be pathognomonic of tuberculous meningitis.
Tarnier's sign.	The effacement of the angle between the upper and lower uterine segments.	Digital examination.	Pregnancy.	Inevitable abortion.
Trousseau's phenomenon or sign.	Muscular spasm, which continues as long as pressure is applied.	Pressure on the larger arteries or on the nerve-trunk.	Tetany.	Heightened neuromuscular irritability.
Trousseau's spots.	See <i>Tache cérébrale</i> .			



TABLE OF EPONYMIC SIGNS AND SYMPTOMS OF DISEASES.—*Continued.*

NAME.	DESCRIPTION.	HOW ELICITED.	DISEASE PRESENT IN.	SIGNIFICANCE.
Valleix's points.	Tender spots along the course of a nerve.	Pressure.	Neuralgia.	
Wallerian degeneration.	Degeneration of nerves after separation from their trophic centers.		Injuries to nerves.	Loss of trophic influence.
Weber's symptom.	Paralysis of the oculo-motor nerve of one side and hemiplegia of the opposite side.			
Wernicke's symptom.	The condition of the pupillary reaction.	By throwing a ray of light on the blind half of the retina.	Hemianopsia.	If reaction is present, it would indicate a central trouble; if absent, a lesion of the path between the retina and the geniculate bodies may be inferred.
Westphal's foot-phenomenon.	Ankle-clonus.	By suddenly flexing foot on leg.	Lateral sclerosis.	Indicates disease of the pyramidal tracts.
Westphal's paradoxical contraction.	The tonic contraction of a muscle caused by the passive approximation of its extremities. Best known in the tibialis anticus.	In anterior tibial, by rapid dorsal flexion of the foot.	Paralysis agitans (Westphal), and sclerosis of the postero-lateral columns of the cord.	Always indicates disease.
Westphal's sign.	Abolition of the knee-jerk.	Percussion over the quadriceps tendon.	Locomotor ataxia, destructive lesions of lower part of cord, peripheral neuritis, etc.	
Westphal-Erb symptom.	Same as <i>Westphal's</i> .			
Williams' tracheal tone.	A dull tympanitic resonance, becoming higher pitched on opening the mouth.	Percussion.	Pleural effusion.	Arises from the vibration of air in a large bronchus surrounded by compressed lung.
Wintrich's sign.	Change in the pitch when the mouth is opened and closed.	Percussion.	Tuberculosis pulmonalis.	Pulmonary cavity.
Zenker's degeneration.	A degeneration of the muscular fibers, causing them to become brittle and easily broken on forcible contraction.		High or continued fevers.	

**Signa** (*sig'-nah*) [*signare*, to make a sign]. In prescription-writing, a conventional term meaning "mark." It designates the physician's directions to the patient concerning the medicine prescribed.

**Signal** (*sig'-nal*) [*signum*, a sign]. A sign. S., Marcel Duprez', the interruption of an electric current produced by a tuning-fork of 100 vibrations per second.

**Signatura** (*sig-nat-u'-rah*) [L.]. 1. Signature. 2. A characteristic mark. 3. The directions showing how medicines are to be taken.

**Signature** (*sig'-na-tür*) [*signare*, to sign, mark]. In biology, a characteristic, distinguishing, or significant mark or appearance. Ss., **Doctrine of**, a system of discovering the medicinal uses of a plant or mineral from something in its external appearance (color, shape, or markings) that resembled the disease it would cure. Accordingly, the stony seeds of gromwell (*Lithospermum officinale*) were held good for gravel, the knotty tubes of *Scrophularia* for scrofulous glands, while the scaly pappus of *Scabiosa* showed it to be a specific in leprous diseases; the spotted leaves of *Pulmonaria*, that it was a sovereign remedy for tuberculous lungs, and the growth of *Saxifrage*

in the fissures of rocks that it would disintegrate stone in the bladder; *Turmeric* and *Celandine* were recommended for jaundice on account of their color; *Liverwort* for torpidity of the liver; *Euphrasy*, being marked with an eye, was good for sore eyes; *Orchis*, resembling a testis, was good as an aphrodisiac; *Dock-root* was yellow, and therefore good for jaundice. Many plants still possess common names based on this doctrine, e. g., **Backwort** (*Symphytum officinale*); **Bladder-herb** (*Physalis alkekengi*); **Blood-root** (*Potentilla tormentilla*); **Breakstone** (*Saxifraga* sp., *Pimpinella saxifraga*); **Bruisewort** (*Bellis perennis*); **Burstawort** (*Herniaria glabra*); **Cancerwort** (*Linaria spuria*, L. *elatine*); **Chafe-weed** (*Gnaphalium sylvaticum*); **Colickwort** (*Alchemilla arvensis*); **Dropwort** (*Spiraea filipendula*); **Eyebright** (*Euphrasia officinalis*); **Felonwort** (*Solanum dulcamara*); **Gallwort** (*Linaria vulgaris*); **Goutweed** (*Ægopodium podagraria*); **Jaundice Tree** (*Berberis vulgaris*); **Milkwort** (*Polygala vulgaris*); **Nailwort** (*Draba verna*); **Navelwort** (*Cotyledon umbilicus*); **Neckweed** (*Cannabis sativa*); **Open-arse** (*Mespilus germanica*); **Palsywort** (*Primula veris*); **Pestilence-wort** (*Petasites vul-*

- garis*); **Quinseywort** (*Asperula cynanchica*); **Sharewort** (*Pallenis spinosa*); **Spleenwort** (*Asplenium ceterach*); **Stitchwort** (*Stellaria holostea*); **Tetterberry** (*Bryonia dioica*); **Throatwort** (*Campanula trachelium*); **Toothwort** (*Lathraea squamaria*); **Uvulawort**. See *Throatwort*.
- Signum** (*sig'-num*) [L.]. A mark, sign, or indication.
- Siguatera** (*sig-wah-te'-rah*) [Sp.]. The name given by Spanish colonists to a complex of symptoms that resulted from eating poisonous fishes indigenous to certain hot countries.
- Sikimin** (*sik'-im-in*) [*sikkim*, a region of the Himalaya]. A poisonous principle derived from *Illicium religiosum*. Unof.
- Silent Region of the Brain and Cord**. The gray matter of the cord.
- Silex** (*sil'-leks*) [L.]. See *Silica*.
- Silica Quartz** (*sil'-ik-ah kworts*) [*silex*, flint]. The oxid of silicon,  $\text{SiO}_2$ . It occurs in nature in the mineral form, of which sea-sand is a familiar example.
- Silicate** (*sil'-ik-āt*) [*silex*, flint]. A salt of silicic acid.
- Silicic** (*sil-is'-ik*) [*silex*, flint]. Containing silicon.
- Silicide** (*sil'-is-id*) [*silex*, flint]. A combination of silicon with another element.
- Silicious, Siliceous** (*sil-ish'-us*) [*silex*, flint]. Having the nature of or containing silicon.
- Silicium** (*sil-ish'-e-um*). See *Silicon*.
- Silicle** (*sil'-ik-l*) [*silicula*, a little husk or pod]. In biology, a short pod not over three times longer than broad, *e. g.*, that of the Shepherd's Purse (*Capsella bursa-pastoris*).
- Silicol** (*sil'-ik-ol*) [*silex*, flint]. An alcohol from a silicon or silicon-carbon radicle.
- Silicon** (*sil'-ik-on*) [*silex*, flint],  $\text{Si} = 28$ ; quantivalence IV. One of the elements, and, next to oxygen, the most abundant, forming about one-fourth of the crust of the globe. See *Elements, Table of*. In medicine, it is used in the form of an alkaline silicate chiefly. See *Potassium, Sodium, and Magnesium*; also *Tabasheer*. Some forms are used in dentifrices, and others in pharmacy. **S. hydrid**, a colorless inflammable gas.
- Silicosis** (*sil-ik-o'-sis*). See *Chalcosis*.
- Silicula** (*sil-ik'-u-lah*) [L.]. Same as *Silicle*.
- Silicular** (*sil-ik'-u-lar*) [*silicula*, a silicle]. In biology, having the shape or appearance of a silicle.
- Silicule** (*sil'-ik-ūl*). Same as *Silicle*.
- Siliculose** (*sil-ik'-u-lōs*) [*silicula*, a little husk]. In biology, the same as *Silicular*.
- Silicyl** (*sil'-is-il*) [*silex*, flint]. A radicle containing silicon directly combined with a trivalent radicle.
- Siliqua** (*sil-ik'-wah*) [*siliqua*, a husk, pod: *pl.*, *Siliquæ*]. Same as *Silique*.
- Silique** (*sil-ēk'*) [*siliqua*, a husk, pod]. In biology, the slender, two-valved capsule of some *Cruciferae*. It is divided into cells by a false partition stretched between two opposite parietal placentæ, and which often persists after the valves have fallen away.
- Silk** [ME., *silk*, silk]. The simplest and most perfect of the textile fibers. It differs from all other fibers in that it is found in nature as a continuous fine thread. Silk is the product of the silk-worm (*Bombyx mori*), and is simply the fiber that the worm spins around itself for protection when entering the pupa or chrysalis state. The silk-fiber consists, to the extent of rather more than half its weight, of *fibroin*,  $\text{C}_{15}\text{H}_{23}\text{N}_5\text{O}_6$ , a nitrogenous principle. Covering this is the silk-glue, or *sericin*,  $\text{C}_{15}\text{H}_{25}\text{N}_5\text{O}_8$ . The most important physical properties of the silk-fiber are its luster, strength, and avidity for moisture. Besides the true silk, we have several so-called "wild silks," the most important of which is the Tussur silk, the product of the larva of the moth, *Antheraea mylitta*, found in India. The cocoons are much larger than those of the true silk-worm, are egg-shaped, and of a silvery drab color. The cocoon is very firm and hard, and the silk is of a drab color. It is used for the buff-colored Indian silks, and latterly largely in the manufacture of silk plush. Other wild silks are the *Eria* silk of India, the *Muga* silk of Assam, the *Atlas* or *Fagara* silk of China, and the *Yamamai* silk of Japan. Silk has been used as a hemostatic. See *Sericum*. **S., Epispassic**, silk containing some vesicant. **S. Floss, Dentists'**, untwisted filaments of fine silk, prepared expressly for the purpose of cleaning the surfaces of the teeth, and used by some dentists for finishing the surfaces of fillings in the sides of teeth. **S.-grass**. See *Pineapple Fiber*. **S., Saddler's**, a heavy silk used by saddlers, and to some extent in surgery. **S.-weed**. See *Milk-weed*. **S.-worm**, the larva of the silk-moth. **S.-worm Gut**, the thread drawn from a silk-worm killed when ready to spin the cocoon.
- Sillonneur** (*sil-on-u'*) [Fr.]. A three-bladed scalpel used by ophthalmologists.
- Sillyhow** (*sil'-e-how*) [E. dia.]. The caul which sometimes covers the head of the new-born child.
- Silphium** (*sil'-fe-um*) [*σίλφιον*, a plant so called on account of its resinous juice]. An umbelliferous plant, *Thapsia silphium*, Viviani, so highly esteemed among the ancients for its juice, which according to Pliny was a remedy for sixty diseases, internal and external, that it was sold for its weight in silver, and figured largely on the coins of Cyrene, its native home. The Greeks called it *silphium*, from *silphi*, its African name; the Romans *laserpitium*.
- Silphology** (*sil'-fol'-o-je*) [*σίλφη*, an insect; *λόγος*, science]. The morphology and development of larvæ.
- Silver** (*sil'-ver*). See *Argentum* and *Elements, Table of*. **S., Coin**, an alloy consisting of nine parts silver to one of copper. **S. Fir**. See *Abies*. **S.-fork Deformity**, a peculiar displacement of the wrist and hand in fracture of the lower extremity of the radius. **S., Sterling**, an alloy consisting of 925 parts silver to 75 parts copper. **S. White**. Same as *White Lead*.
- Simaba** (*sim-a'-bah*) [native name in Guiana]. A genus of simarubaceous tropical trees. **S. cedron**, **S. ferruginea**, **S. floribunda**, etc., have exceedingly bitter barks, and are tonic and febrifuge. Unof.
- Simaruba** (*sim-ar-u'-bah*) [native name in Guiana]. 1. A genus of tropical American trees, the type of the order *Simarubaceæ*. **S. amara**, **S. glauca**, **S. officinalis**, **S. medicinalis**, and others have barks with tonic properties. Unof.
- Similar** (*sim'-il-ar*) [L.]. Having the same characteristics.
- Simon's Position**. See *Postures, Table of*. **S.'s Triangles**. See *Triangles, Table of*.
- Simple** (*sim'-pl*) [*simplex*, simple]. 1. Not complex; consisting of a single ingredient; not compound. 2. Wanting in intellect. 3. A medicinal plant.
- Simpler, Simplist** (*sim'-pler*, *sim'-plist*). An herb-doctor.
- Simpler's Joy**. The common vervain, *g. v.*
- Simples** (*sim'-plz*) [*simplex*, simple]. A common term for herbs having a medicinal value.
- Simplist** (*sim'-plist*). See *Simpler*.
- Simpson's Method**. See *Treatment, Methods of*.
- Sims' Depressor**. An instrument for holding back the wall of the vagina in examination of that cavity. **S. Feeder**, an instrument for aiding in the suture of tissues. **S. Posture or Position**. See *Postures, Table of*. **S. Speculum**. See *Speculum*.



**Simulation** (*sim-u-la'-shun*) [*simulatio*; *simulare*, to feign]. In medicine, the feigning or counterfeiting of disease. The pretence of a malingerer.

**Simulo** (*sim'-u-lo*). The fruit of certain species of *Capparis*, especially *C. coriacea*, of Peru; it is recommended as a cure for epilepsy, and possesses antiscorbutic and stimulant properties. Dose of the tincture ʒss-ijj; of the fluid extract ʒj-ijj. Unof.

**Sinalbin** (*sin-al'-bin*). A neutral crystalline glucosid found in white mustard, soluble in cold water.

**Sinamin** (*sin'-am-in*),  $C_3H_3CN$ . *Allyl cyanamid*, a substance obtained from crude oil of mustard.

**Sinapeleum** (*sin-ap-el-e'-um*) [*σίναπι*, mustard; *έλαιον*, oil]. Mustard-oil.

**Sinapin** (*sin'-ap-in*) [*σίναπι*, mustard],  $C_{16}H_{23}NO_5$ . A substance that occurs as a sulpho-cyanate in white mustard. Free sinapin is soluble and decomposable.

**Sinapis** (*sin'-a-pis*) [*σίναπι*, mustard]. Mustard. The seeds of *S. alba*, white mustard, and *S. nigra*, black mustard. They contain a ferment, myrosin, and a crystalline substance, which, when moistened, unite to form a volatile oil of allyl sulpho-cyanid. Locally the seeds act as a powerful rubefacient; internally, as a stomachic stimulant; in large doses as an emetic. Sinapis is much used locally in the form of the well-known "mustard-plaster." **S.**, **Cataplasma** (B. P.), mustard-poultice, contains mustard, linseed meal, and water. **S.**, **Charta**, mustard-paper, consists of black mustard mixed with a solution of India-rubber and spread on paper. **S.**, **Liniment**, **Comp.**, contains oil of mustard 3, fld. ext. mezereum 20, camphor 6, castor-oil 15, alcohol q. s. **S.**, **Ol.**, the volatile oil. Dose  $\text{m}\frac{1}{8}$ - $\frac{1}{4}$ .

**Sinapiscopy** (*sin-ap-is'-ko-pe*) [*σίναπι*, mustard; *σκοπεῖν*, to view]. The use of mustard as a test of sensory disturbances, analogous to a similar use of *metalloscopy*.

**Sinapism** (*sin'-ap-izm*) [*σίναπισμός*; *σίναπι*, mustard]. A mustard-plaster.

**Sincaline** (*sin'-kal-ēn*). Same as *Cholin*.

**Sincipital** (*sin-sip'-it-al*) [*sinciput*, the head]. Pertaining to the sinciput.

**Sinciput** (*sin'-sip-ut*) [*semi*, half; *caput*, head]. The superior and anterior part of the head. Also, the top of the head; the bregma.

**Sindon** (*sin'-don*) [*σινδών*, linen]. A pledget or dossil.

**Sinew** (*sin'-u*) [ME., *sineue*, sinew]. Tendinous or ligamentous tissue. **S.-shrunk**, having some of the sinews wasted; said of horses or mules. The condition is mainly caused by overwork.

**Singultus** (*sing-gul'-tus*). See *Hiccough*.

**Sinigrin** (*sin'-ig-rin*) [*σίναπι*, mustard]. A crystalline, bitter-tasting, inodorous glucosid of black mustard, soluble in water, but not in alcohol or ether.

**Sinistrad** (*sin'-is-trad*) [*sinister*, the left hand]. Toward the left.

**Sinistral** (*sin'-is-tral*) [*sinister*, left]. At or in the direction of the left side of the body. See the opposite, *dextral*; also *Position and Direction*, *Table of*.

**Sinistren** (*sin'-is-tren*) [*sinister*, left]. Belonging to the sinistral side in itself.

**Sinistrin** (*sin'-is-trin*) [*sinister*, left]. A dextrin-like substance found in squills.

**Sinistrocerebral** (*sin'-is-tro-ser'-e-bral*) [*sinister*, left; *cerebrum*, cerebrum]. Occurring or situated in the left hemisphere of the brain.

**Sinistrose** (*sin'-is-trors*) [*sinister*, left; *vertere*, turn]. In biology, turning from right to left; said of a plant climbing in an opposite direction from the sun.

**Sinual** (*sin'-u-al*) [*sinus*, a curve]. Possessing the characteristics of a sinus.

**Sinuate** (*sin'-u-āt*) [*sinuare*, to curve, swell out in

curves]. In biology, wavy, or winding in and out. Applied to the margins of leaves and other flattened organs.

**Sinuation** (*sin-u-a'-shun*) [*sinuatus*, from *sinuare*, to bend]. 1. The state of being sinuate. 2. A cerebral gyre.

**Sinu-auricular** (*sin-u-aw-rik'-u-lar*) [*sinus*, a curve; *auricula*, auricle]. In biology, pertaining to the sinus venosus and the auricle.

**Sinuose** (*sin'-u-ōs*). Same as *Sinuuous*.

**Sinuosity** (*sin-u-ōs'-it-e*) [*sinuare*, to bend]. Anfractuosity; the state of being sinuous or bent.

**Sinuuous** (*sin'-u-us*) [*sinuosus*; *sinus*, a curve]. Wavy; applied especially to tortuous fistulæ and sinuses.

**Sinus** (*si'-nus*) [*sinus*, a curve, fold, hollow: *pl.*, *Sinus* or *Sinuses*]. A hollow or excavation, a cavity, recess, pocket, dilatation, or channel in a bone or other structure. The term is applied also to an abnormal pathway or canal, usually the result of ulceration.

**S. acusticus internus**. See *Canal*, *Internal Auditory*.

**S.**, **Air**, any one of the cavities within bones, containing air, especially those communicating with the nasal passages.

**S. alæ parvæ**. See *S.*, *Spheno-parietal*.

**S. amplus ureteris**, the pelvis of the kidney. **S. ampullaceus**. See *Ampulla ossea*.

**S.**, **Anterior**. See *Lateral Ventricle*.

**S. of Aorta**. See *S. of Valsalva*.

**S.**, **Aortic**. See *S. of Valsalva*.

**S. aritii**. See *Lacrymal Fossa*.

**S. arteriosus**. See *S. pulmonalis*.

**S. atlantis**, a depression for the passage of vessels and nerves on the upper surface of the posterior part of the arch of the atlas.

**S. auditorius**, the cavity of the tympanum.

**S.**, **Basilar**. See *S.*, *Transverse*.

**S. basilaris anterior**. See *S.*, *Transverse*.

**S. of Breschet**, the sphenoparietal sinus.

**S. bulbi**. See *S. bulbi urethræ*.

**S. bulbi rhachidici**. See *Fourth Ventricle*.

**S. bulbi urethræ**, a dilatation of the bulb of the urethra.

**S. canalis vertebralis**, any of the spinal veins.

**S. caroticus**, **S. carotidien**. See *S.*, *Cavernous*.

**S. cavernosus**. See *S.*, *Cavernous*.

**S.**, **Cavernous**, a large sinus extending from the sphenoid fissure to the apex of the petrous portion of the temporal bone, communicating behind with the inferior and superior petrosal sinuses and receiving the ophthalmic vein in front.

**S. cavi cranii**. See *S.*, *Cranial*.

**S. choroidien**. See *S.*, *Straight*.

**S. circulaire de Ridley**. See *S.*, *Circular*.

**S. circulaire du trou occipital**. See *S.*, *Circularis foraminis magni*.

**S.**, **Circular**, a venous sinus surrounding the hypophysis, communicating on each side with the cavernous sinus.

**S.**, **Circular** (*of the placenta*), a plexus of veins in the maternal portion of the placenta in communication with the utero-placental sinus.

**S. circularis**. See *S.*, *Circular*.

**S. circularis foraminis magni** (*seu occipitalis*). A venous plexus surrounding the posterior margin of the foramen magnum.

**S. circularis iridis**. See *Canal of Schlemm*.

**S.**, **Clinoid**. See *S.*, *Circular*.

**S. cochleæ**, a vein in the aqueduct of the cochlea opening into the internal jugular vein.

**S. du cœur**. See *Atrium*.

**S. columnæ vertebralis**, the anterior longitudinal spinal veins.

**S. communis**. See *Utricle* (2d def.).

**S. communis venarum cardiacarum** (*seu cordis*). See *S.*, *Coronary* (*of the heart*).

**S. condylorum anterior**. See *Fossa intercondyloidea anterior*.

**S.**, **Confluence**. See *Torcular herophili*.

**S. cordis**. See *Atrium*.

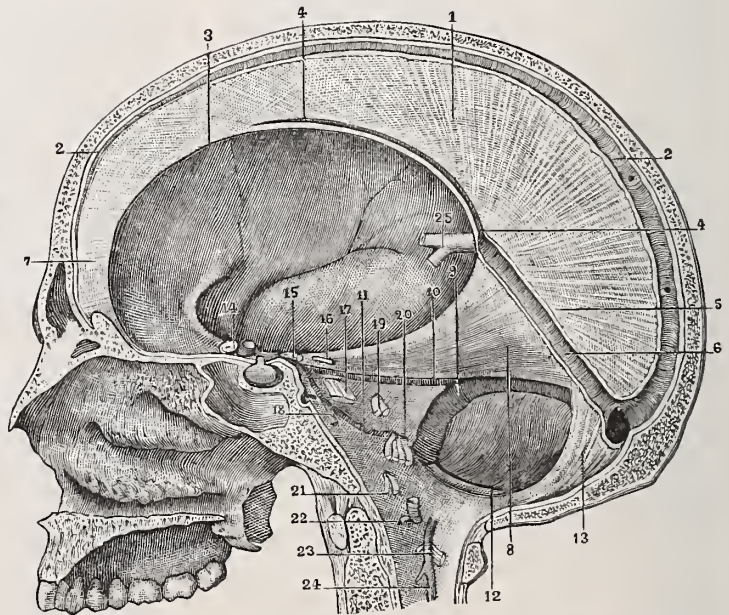
**S. coronaire du placenta**. See *S.*, *Circular* (*of the placenta*).

**S. coronarius**. See *S.*, *Coronary* (*of the heart*).

**S.**, **Coronary** (*of the heart*), a vein in the transverse groove between the left auricle and the left ventricle of the heart on its posterior aspect; it is by some regarded as a dilatation of the great cardiac vein into which it opens.

**S. of Coronary Vein.** See *S., Coronary (of the heart)*. **S. coronoides.** See *S., Circular*. **S. du corps calleux.** See *Callosal Fissure*. **S. costales.** See *Incisura costales*. **S. costarii.** See *Foveæ articulares laterales*. **S. coxæ.** See *Acetabulum*. **S., Cranial,** one of certain venous channels between the folds of the dura lined with a continuation of the tunica intima of the veins. **S. craniens.** See *S., Cranial*. **S. of Cuvier.** See *Ducts of Cuvier*. **S., Diploic,** channels containing veins which traverse the diploë of cranial bones. **S. ductus lactiferi.** See *Ampulla ductus lactiferi*. **S. duræ matris.** See *S., Cranial*. **S. ellipticus.** See *S., Circular*. **S. epididymidis,** the furrow between the posterior surface of the epididymis and the testicle. **S., Ethmoid.** See *Ethmoid Cells*. **S. ethmoidales.** See *Ethmoid Cells*. **S. of the External Meatus,** a space at the bottom of the external auditory canal between the concave inferior wall of the osseous meatus and the membrana tympani. **S. falciformis inferior.** See *S., Inferior Longitudinal*. **S. falciformis superior (seu triangularis).** See *S., Superior Longitudinal*. **S. fossæ basilaris.** See *S., Transverse*. **S. frænuli,** the depression at the side of the frenum of the penis. **S., Frontal,** an irregular cavity in the frontal bone, underlying the prominence at the root of the nose, and over the superior orbital margin, extending upward and outward between the two tables of the bone, separated from its fellow of the opposite side by a thin septum, and communicating with the nose by the infundibulum. **S., Galactophorous.** See *Ampulla ductus lactiferi*. **S. genæ pituitariæ (highmori).** See *Maxillary Antrum*. **S., Genital,** the cleft of the vulva. **S., Genito-urinary.** See *S., Urogenital*. **S. Great (of the aorta),** a dilatation generally found on the right side of the ascending portion of the aorta. **S. of Highmore.** See *Maxillary Antrum*. **S. hippocampi inferior.** See *Hippocampus Major*. **S., Inferior Intercavernous,** the lower of the two veins sometimes replacing the single sinus intercavernosus anterior. **S., Inferior Longitudinal,** a venous sinus which extends along the posterior half of the lower border of the falx cerebri and terminates in the straight sinus near the anterior margin of the tentorium. **S., Inferior Petrosal,** a large venous sinus arising from the cavernous, running along the lower margin of the petrous portion of the temporal bone, and joining the lateral sinus, to form the internal jugular vein. **S. intercavernosus anterior,** the anterior half of the circular sinus. **S. intercavernosus posterior,** the posterior half of the circular sinus. **S., Intercavernous,** the anterior and posterior halves of the circular sinus. **S., Internal.** See *S., Straight*. **S. jugularis spurius.** See *S., Petro-squamous*. **S. of the Jugular Vein,** the bulbi venæ jugularis (distinguished as *inferior, internus,* and *superior*). **S. of Kidney,** the prolongation inward

of the hilum of the kidney. **S. lacrimales.** See *Cells, Anterior Ethmoid*. **S. lacrimalis.** See *S., Lacrymal*. **S., Lacrymal,** a small pouch formed by a fold of skin at the inner angle of the eye in the deer and some other quadrupeds. It can be opened or shut at will, has no connection with the lacrymal passages, and contains a gland which secretes a viscid substance resembling the cerumen of the ear. **S., Lacteal.** See *Ampulla ductus lactiferi*. **S. lacteus lactiferus.** See *Ampulla ductus lactiferi*. **S. lactiferi secundarii,** dilatations of the milk-ducts in addition to the ampulla. **S. laiteux.** See *Ampulla ductus lactiferi*. **S. laryngis (of Morgagni).** See *Ventricle of the Larynx*. **S. of the Larynx.** See *Ventricle of the Larynx*. **S., Lateral,** a venous sinus which begins at the torcular and runs horizontally on the inner surface of the



MEDISECTION OF BRAIN, SHOWING IMPORTANT SINUSES.

1. Falx cerebri. 2. Its convex border, with the great longitudinal sinus. 3. Its concave border. 4. 4. Inferior longitudinal sinus. 5. Base of falx cerebri. 6. Straight sinus. 7. Apex of falx cerebri. 8. Right half of the tentorium, seen from below. 9. Right lateral sinus. 10. Superior petrosal sinus. 11. Inferior petrosal sinus. 12. Posterior occipital sinus. 13. Falx cerebelli. 14. Optic nerve. 15. Motor oculi. 16. Pathetic. 17. Trigemini. 18. Abducens. 19. Facial and auditory nerves. 20. Glosso-pharyngeal, pneumogastric and spinal accessory nerves. 21. Hypoglossal nerve. 22. First cervical nerve. 23. Second cervical nerve. 24, 24. Upper extremity of ligamentum denticulatum.

occipital bone to the base of the petrous portion of the temporal bone, where it unites with the inferior petrosal sinus to form the internal jugular vein. **S. laterales seu superiores.** See *Lacuna laterales seu superiores*. **S. lateralis.** See *S., Lateral*. **S. longitudinales columnæ vertebralis,** the longitudinal spinal veins. **S. longitudinalis cerebri.** See *S., Superior-Longitudinal*. **S. longitudinalis inferior (seu minor).** See *S., Inferior Longitudinal*. **S. longitudinalis superior.** See *S., Superior Longitudinal*. **S. lunatus radii,** the semilunar cavity of the radius. **S. lunatus ulnæ.** See *Sigmoid Cavity, Lesser*. **S., Lymph,** small spaces scattered throughout the parenchyma of a lymphatic gland, between the pulp of the gland and the trabeculæ or dilatations of the lymphatic vessels. **S. maieri,** an anomalous dilatation into which both canaliculi lacrimales open. **S. of the**



Mammary Gland. See *Ampulla ductus lactiferi*. **S.**, **Marginal**, a variety of the occipital sinus opening into the transverse. **S.**, **Marginal** (*of the placenta*). See **S.**, *Circular* (*of the placenta*). **S.**, **marginalis**. See **S.**, *Marginal*. **S.**, **Mastoid**. See **Mastoid Cells**. **S.**, **mastoideus**. See **Mastoid Cells**. **S.**, **maxillaris**. See **Maxillary Antrum**. **S.**, **Maxillary**. See **Maxillary Antrum**. **S.**, **maximus**. See **Olecranon Fossa** and **S.**, *Great* (*of the aorta*). **S.**, **maximus aortæ**. See **S.**, *Great* (*of the aorta*). **S.**, **maximus cubitalis** (*seu humeri*). See **Olecranon Fossa**. **S.**, **median sæptum**. See **S.**, *Superior Longitudinal*. **S.**, **Median, Superior**. See **S.**, *Superior Longitudinal*. **S.**, **medianus**. See **Vestibular Sacculæ**. **S.**, **mediastinocostalis** (*pleuræ*), the part of the pleura where the costal and mediastinal portions unite behind the sternum. **S.**, **mediastinophrenicus**, the part of the pleura where the mediastinal and diaphragmatic portions unite. **S.**, **of Morgagni**, the interval between the upper border of the superior constrictor muscle and the basilar process of the occipital bone. See **Lacuna morgagni**, **S.**, *of Valsalva*, and **Ventricle of the Larynx**. **S.**, **mucosi urethræ**. See **Lacuna morgagni**. **S.**, **muliebris**. See **Vagina**. **S.**, **nasi accessorii**, the various air-sinuses connected with the nose. **S.**, **obliquus**. See **S.**, *Straight*. **S.**, **Occipital**, a small venous sinus in the attached margin of the falx cerebelli, opening into the torcular herophilii. See **S.**, *Lateral*. **S.**, **occipitalis**, **S.**, **occipitalis posterior**. See **S.**, *Occipital*. **S.**, **occipitalis anterior**. See **S.**, *Transverse*. **S.**, **occipitalis transversus**. See **S.**, *Transverse*. **S.**, **opertus minor**. See **Occipital Fissure**. **S.**, **ophthalmicus**. See **S.**, *Cavernous*. **S.**, **ophthalmopetrosus**, an anomalous opening into the transverse sinus. **S.**, **palatinus**. See **Ethmoid Cells, Posterior**. **S.**, **parieto-occipitalis**. See **Occipital Fissure**. **S.**, **pedis**, the internal sinus between the astragalus and the os calcis. **S.**, **pericardiacocostalis**, the left mediastinocostal sinus. **S.**, **pericardii**. See **S.**, *transversus pericardii*. **S.**, **perpendicularis**. See **S.**, *Straight*. **S.**, **Petit's**. See **S.**, *of Valsalva*. **S.**, **petrobasilaris**. See **S.**, *Superior Petrosal*. **S.**, **petro-occipitalis inferior**, a vein uniting the cavernous sinus and the circellus venosus hypoglossi. **S.**, **Petro-occipitalis superior**. See **S.**, *Superior Petrosal*. **S.**, **Petrosal**, venous sinuses along the borders of the petrous portion of the temporal bone. **S.**, **Petroso-squamous**. See **S.**, *Petro-squamous*. **S.**, **petro-squamous**, a venous sinus running along the petro-squamous suture, and opening into the transverse sinus; it is believed to be a relic of a fetal communication with the internal jugular vein. **S.**, **petrosus inferior**. See **S.**, *Inferior Petrosal*. **S.**, **petrosus medius**, an anomalous communication between the inferior and superior petrosal sinuses. **S.**, **petrosus profundus**. See **S.**, *Inferior Petrosal*. **S.**, **petrosus superficialis** (*seu superior*). See **S.**, *Superior Petrosal*. **S.**, **Pharyngo-laryngeal**. See **Fossa laryngopharyngea**. **S.**, **pharyngolaryngei**. See **Fossa laryngopharyngea**. **S.**, **phrenicocostalis**, the part of the pleura where the costal and diaphragmatic portions join. **S.**, **phrenicomedialastinalis**. See **S.**, *mediastinophrenic*. **S.**, **Pilo-nidal**. See **Foveola coccigea**. **S.**, **pituitarius frontis**. See **S.**, *Frontal*. **S.**, **Placental**. See **S.**, *Utero-placental*. **S.**, **pleuræ**, the spaces in the pleural sac, along the lower and inferior portions of the lung, which the lung does not occupy. **S.**, **pocularis**. See **Uterus masculinus**. **S.**, **of the Portal Vein**, an enlargement of the portal vein near the right end of the transverse fissure of the liver. **S.**, **Posterior Basilar**. See **S.**, *Occipital*. **S.**, **Posterior**

**Ethmoid**. See **Ethmoid Cells, Posterior**. **S.**, **Posterior Occipital**. See **S.**, *Occipital*. **S.**, **primus et secundus** (*of Galen*), the transverse sinus. **S.**, **Prostatic**. See **Uterus masculinus**. **S.**, **prostaticus**. See **Uterus masculinus**. **S.**, **protuberantiæ annularis**, the basilar groove of the pons. **S.**, **pulmonalis**, the atrium of the left auricle. **S.**, **Pulmonary**. See **S.**, *pulmonalis*. **S.**, **Pyramidal** (*of the larynx*). See **Fossa laryngopharyngea**. **S.**, **pyriformis**. See **Fossa laryngopharyngea** and **Fossa, Hyoid**. **S.**, **quartus**. 1. The fourth ventricle of the brain. 2. (*Of Galen*). See **S.**, *Straight*. **S.**, **quartus aortæ**. See **S.**, *Great* (*of the aorta*). **S.**, **quintus**, the fifth ventricle of the brain. **S.**, **ad radicem linguæ** (*Morgagni*). See **Foramen cæcum** (*of the tongue*). **S.**, **rectus**. See **S.**, *Straight*. **S.**, **renalis**. See **S.**, *of the Kidney* and **Hilum of the Kidney**. **S.**, **reuniens**. See **Meatus venosus**. **S.**, **Rhomboidal, S. Rhomboid**: 1. A dilatation in the sacral region of the central canal of the spinal cord of birds. 2. The fourth ventricle of the brain. **S.**, **rhomboidalis**, the fourth ventricle of the brain. **S.**, **rhomboidalis lumbalis**, the expansion of the central canal of the spinal cord near the lumbar enlargement. **S.**, **rhomboideus**, the fourth ventricle of the brain. **S.**, **Ridley's**. See **S.**, *Circular*. **S.**, **sæpti** (*lucidi*), the fifth ventricle of the brain. **S.**, **sagittalis superior**. See **S.**, *Superior Longitudinal*. **S.**, **secundus**. See **S.**, *Superior Petrosal*. **S.**, **of the Semiferous Tubules**. See **Corpus highmori**. **S.**, **semiovalis**. See **Fovea hemielliptica**. **S.**, **septimus** (*of Guidi*), the superior longitudinal sinus. **S.**, **sigmoideus**. See **S.**, *Lateral*. **S.**, **speculi**, the fifth ventricle of the brain. **S.**, **Sphenoid**, air-sinuses which occupy the body of the sphenoid bone and communicate with the nasal cavity. **S.**, **Sphenoparietal**, a vein uniting the cavernous sinus and a meningeal vein. **S.**, **sphenoparietalis**. See **S.**, *Sphenoparietal*. **S.**, **squamopetrosus**. See **S.**, *Petro-squamous*. **S.**, **Straight** (*of the tentorium*), a sinus which is continuous with the inferior longitudinal sinus and, running along the junction of the falx cerebri and tentorium, is continuous with the lateral sinus. **S.**, **subarachnoidalis**. See **Subarachnoid Space**. **S.**, **sulciformis**. See **Fossula sulciformis**. **S.**, **sulciformis** (*Morgagni*), the *Aditus ad aqueductum sylvii*. **S.**, **Superior Longitudinal**, a triangular canal which runs along the upper edge of the falx cerebri, beginning in front at the crista galli and terminating at the torcular. It is received into a median groove in the frontal, parietal, and occipital bones. **S.**, **Superior Petrosal**, a venous canal running in a groove in the petrous portion of the temporal bone extending from the posterior part of the cavernous sinus to the lateral sinus on the mastoid portion of the temporal bone. **S.**, **Tarsal**, the passage between the tarsal bones occupied by the intertarsal ligament. **S.**, **tentorii**. See **S.**, *Straight*. **S.**, **tentorii lateralis**. See **S.**, *Superior Petrosal*. **S.**, **tentorii lateralis** (*seu posterior*). See **S.**, *Lateral*. **S.**, **tentorii medius**. See **S.**, *Straight*. **S.**, **tentorii medius** (*seu posterior*). See **S.**, *Straight*. **S.**, **Terminal**. 1. See **S.**, *terminalis*. 2. *Of Toldt*, sinus-like spaces near the hilum of a lymph-gland. **S.**, **terminalis**, a vein that encircles the vascular area of the blastoderm, and empties either by one trunk, the anterior vitelline vein, into the left vitelline vein, or by two trunks into both vitelline veins. **S.**, **tertius**, the *third ventricle* of the brain. **S.**, **Transverse**: 1. A sinus uniting the inferior petrosal sinuses. 2. A venous network in the dura over the basilar process of the occipital bone. It opens into the inferior petrosal and the anterior spinal veins. **S.**, **transversus**. See **S.**,

*Transverse*. **S. transversus pericardii**, an opening connecting the prolongation of the pericardium which covers the pulmonary artery and the aorta with that covering the auricles. **S. triangularis**. See *S., Superior Longitudinal*. **S. tuberculi (ossis metacarpi)**, a depression upon the external surface of a metacarpal bone just above its distal articular surface. **S. tympani**. See *Sulcus tympani*. **S. of the Urethra**. See *Bulbi urethræ*. **S., Urino-genital, S., Urogenital**: 1. The canal or duct into which, in the embryo, the Wolffian ducts and the bladder empty, and which opens into the cloaca. 2. In comparative anatomy, the common receptacle of the genital and urinary ducts. **S. urino-genitalis, S. urogenitalis**. See *S., Urino-genital*. **S., Uterine**, the veins of the uterus when in a state of dilatation due to the enlargement of the organ, as in pregnancy. **S., Utero-placental**, slanting venous channels which issue from the placenta at its uterine surface by piercing the decidua serotina, and serve to convey the maternal blood from the intervillous lacunæ back into the uterine veins. **S. of the Uterus**. See *S., Uterine*. **S. of Valsalva**, dilatations of the aorta and pulmonary artery opposite the segments of the aortic and pulmonary valves. **S. valsalvæ**. See *S. of Valsalva*. **S., Valvular**. See *S. of Valsalva*. **S. of a Vein**, a pouch-like enlargement of a vein on the cardiac side of its valves. **S. venæ coronariæ (magna proprius)**. See *S., Coronary (of the heart)*. **S. venæ jugularis**. See *S. of the Jugular Vein*. **S. venæ portæ**, the sinus of the portal vein. **S. venarum cavarum**, the right auricle of the heart. **S. venosi duræ matris**. See *S., Cranial*. **S. venosus**, the canal of Schlemm. See *S., Venous*. **S. venosus anterior**. See *Vena mediana medulle spinalis anterior*. **S. venosus cordis**. See *Atrium*. **S. venosus cornæ**. See *Canal of Schlemm*. **S. venosus hovii**, a ring-like anastomosis of the venæ vorticosæ. **S. venosus iridis**. See *Canal of Schlemm*. **S., Venous**, one conveying venous blood. See also *Meatus venosus*. **S., Vertebral**, veins within the bodies of the vertebrae. **S. vesicæ urinariæ**. See *Recessus vesicæ urinariæ*.  
**Siphilis (si'f-il-is)**. See *Syphilis*.  
**Sipho (si'-fo)** [σίφων, tube]. A syringe.  
**Siphon (si'-fon)** [σίφων, a tube]. 1. A tube bent at an angle one arm of which is longer than the other, for the purpose of transferring a liquid from one vessel to another. Trocars and aspirating instruments constructed on this principle are called **S.-trocars** and **S.-aspirators**. 2. In biology, a tubular organ for the passage of some fluid, as the inhalant and exhalant siphons of certain molluscs, or the sucking-tube of various parasitic arthropods.  
**Siphonage (si'-fon-aj)** [σίφων, a siphon]. The action of a siphon, whether in drainage of wounds or in house-plumbing.  
**Siphonal (si'-fon-al)** [σίφων, a tube]. Pertaining to or resembling a siphon.  
**Siphonate (si'-fon-at)** [σίφων, tube]. In biology, provided with a siphon.  
**Siphonet (si'-fon-et)** [σίφων, a tube]. In biology, one of the pair of excretory tubes on the upper surface of the abdomen of a plant-louse (*Aphis*). It exudes honey-dew.  
**Siphoniferous (si'-fon-if-er-us)** [σίφων, tube; *ferre*, to bear]. Provided with siphons.  
**Siphoniform (si'-fon-if-orm)** [σίφων, tube; *forma*, form]. Shaped like a siphon.  
**Siphonium (si'-fo'-ne-um)** [σίφων, a tube, pipe; *pl., Siphonia*]. In biology, a special bony tube in some birds, which conducts the air from the tympanum to the articular piece of the mandible.

**Siphonoma (si'-fon-o'-mah)** [σίφων, siphon; *δμα*, tumor]. A peritoneal cylindroma, sometimes called *Henle's tubular tumor*.  
**Siphonoplax (si'-fon'-o-plaks)** [σίφων, a tube, pipe; *πλάξ*, a plate]. In biology, one of the calcareous plates which form a tube about the siphons of boring molluscs (*Pholadidæ*).  
**Siphosome (si'-fo-sôm)** [σίφων, a tube; *σώμα*, the body]. In biology, that portion of a siphonophoran stock devoted to obtaining food; the feeding-polyps. See *Nectosome*.  
**Siphuncle (si'-fung-kl)** [σίφων, a tube]. In biology, a small siphon, as the siphonet or honey-tube of a plant-louse, or the funnel of a cephalopod.  
**Siphuncular (si'-fung'-ku-lar)** [σίφων, siphon]. Pertaining to a siphuncle.  
**Siphunculate (si'-fung'-ku-lât)** [σίφων, tube]. In biology, provided with a siphuncle.  
**Siphunculus (si'-fung'-ku-lus)**. Same as *Siphuncle*. See *Syringe*.  
**Siren (si'-ren)** [σειρήν, a mythic being who enticed by her singing]. 1. An instrument for studying the qualities and properties of musical sounds. 2. Same as *Sirenometus*.  
**Sirenometia (si'-ren-o-me'-le-ah)**. Same as *Sirenometus*.  
**Sirenometus (si'-ren-om'-el-us)** [σειρήν, mermaid; *μέλος*, limb]. A form of single autostic monster of the species symelus, in which the lower extremities are intimately fused, without the trace of a foot, or, at most, with but a single toe.  
**Siret's Disinfectant**. A disinfecting mixture containing copperas 100 parts, zinc sulphate 50 parts, sawdust 40 parts, coal-tar 5 parts, and rapeseed-oil 5 parts.  
**Siriasis (sir-i'-as-is)** [σειριος, the dog-star]. An old name for a supposed attack of sideration, resembling sunstroke, and caused by the influence of the dog-star.  
**Sirloin (sir'-loin)** [Fr., *surionge*, a sirloin]. The muscular mass from the loin of animals, particularly cattle.  
**Siro (si'-ro)** [L.]. See *Comedo*. An old name for certain parasites. See *Parasites (Animal)*, *Table of*.  
**Sirup (sir'-up)**. See *Syrup*.  
**Sisal Hemp (se'-sal)**. See *Hemp*.  
**Sister (sis'-ter)** [ME., *sister*, sister]. A female relative in the first degree of descent. **S.-cells**, cells produced by the fission or gemmation of any given mother-cell; daughter-cells.  
**Sit** [ME., *sitten*, to sit]. To occupy a seat.  
**Site (sit)** [situs, place]. Situation. **S., Placental**, the area to which the placenta is attached.  
**Sitfast**. In fairiery, a piece of dead tissue in the skin which would be thrown off but that it has formed firm connections with the fibrous skin beneath, or with the deeper tissues, and is thus bound in its place as a persistent source of irritation.  
**Sitiology (sit-e-oll'-o-je)** [σιτιον, nourishment; *λόγος*, a treatise]. The science of nourishment or dietetics.  
**Sitiomania (sit-e-o-ma'-ne-ah)**. See *Sitomania*.  
**Sitiophobia (sit-e-o-fo'-be-ah)** [σιτιον, food; *φόβος*, dread]. A form of insanity marked by abhorrence of food.  
**Sitis morbosa (si'-tis-mor-bo'-sah)** [morbid thirst]. Synonym of *Polydipsia*.  
**Sitology (si-to'-l'-o-je)**. See *Sitiology*.  
**Sitomania (si-to-ma'-ne-ah)** [σιτος, food; *μανία*, madness]. A mania occurring periodically, characterized by loss of volition and an overwhelming desire to partake of food to an unlimited extent.  
**Sitophobia (si-to-fo'-be-ah)** [σιτος, food; *φοβος*, fear]. Morbid or insane aversion to food.



**Situs** (*si'-tus*) [*situs*, site]. A position. **S. viscerum inversus**, an anomaly in which the organs or viscera of the body are changed from the normal to the opposite side of the body.

**Sitzbath** (*sits'-bath*) [Ger., *sitz*, a seat; *bath*]. A hip-bath or half-bath; a bath taken in a sitting posture; semicupium.

**Sivvens** (*si'-vns*). Same as *Sibbens*.

**Size** (*siz*) [ME., *sise*, size]. Extent or volume. **S.-glue**. See *Glue*.

**Sizy** (*si'-ze*) [*siza*, glue]. Viscous, like glue or size.

**Sizygium** (*si'-zig'-e-um*). See *Syzygy*.

**Skatol** (*skut'-ol*) [σκατος, *gen.* of σκωρ, dung, dirt], C<sub>9</sub>H<sub>7</sub>N. The principal aromatic product of the decomposition of albumin in the intestinal canal. It resembles indol, crystallizes in brilliant, white plates, and possesses an intense fecal odor. It fuses at 93.5° C., and is soluble with difficulty in water. Warmed with dilute hydrochloric acid or nitric acid it gives a violet color. Its vapor-density is 65.2. Serum-albumin digested with pancreas and water at 36° C. for from six to ten days yields skatol on distillation; two and a half kilograms of albumin give one gram of skatol.

**Skatophagia** (*skat-o-fa'-je-ah*). See *Scatophagia*.

**Skatoxyl** (*skat-oks'-il*) [σκωρ (σκατ-), dung; ὀξύς, acid]. A product of the oxidation of skatol. It is obtained from the urine in cases of disease of the large intestine.

**Skeer's Symptom**. See *Signs and Symptoms, Table of*.

**Skein** (*skan*) [ME., *skeyne*, skein]. 1. A fixed length of any thread or yarn of silk or other material, doubled again and again and knotted. 2. A synonym of *Spirem*. **S., Close**. See *Spirem*. **S., Loose**, the thickened chromatin fibrils resulting from a loosening of the spirem or close skein in mitotic cell-division.

**Skeletins** (*skel'-et-ins*) [σκελετόν, skeleton]. A name given to a number of insoluble epithelial products found chiefly in invertebrates. The group includes *chitin*, *conchiolin*, *cornein*, *spongin*, *fibroin*, and *silk*.

**Skeletization** (*skel-et-iz-a'-shun*) [σκελετόν, skeleton]. Removal of the soft parts and leaving only the skeleton.

**Skeletography** (*skel-et-og'-ra-fe*) [σκελετόν, skeleton; γράφειν, to write]. A description of the skeleton.

**Skeletology** (*skel-et-ol'-o-je*) [σκελετόν, skeleton; λόγος, science]. The sum of knowledge concerning the skeleton. See *Osteology*.

**Skeleton** (*skel'-et-on*) [σκελετόν, a dried body, a skeleton]. In biology, the supporting or inclosing structure for sustaining or protecting the soft parts of an organism. Cf. *Endoskeleton*, *Exoskeleton*, *Dermoskeleton*, *Scleroskeleton*, *Splanchnoskeleton*. **S., Cartilaginous**, the cartilaginous development from which the bony skeleton is formed through ossification.

**Skeletonize** (*skel'-et-on-iz*) [σκελετόν, skeleton]. To remove all the soft parts, leaving only the skeleton.

**Skelos** (*ske'-los*) [σκελος, the leg: *pl.*, *Skelea*]. In biology, the vertebrate hind limb taken as a whole; it includes the *meros* or thigh, the *crus* or leg, and the *pes* or foot. Cf. *Armus*.

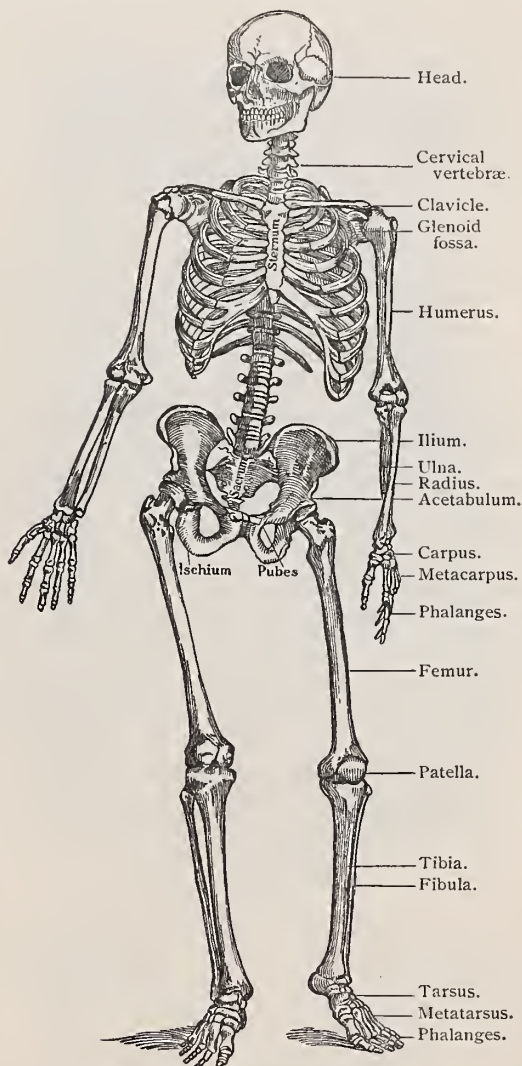
**Skene's Glands**. See *Gland*. **S.'s Instillation-tube**, a tube or pipet used for making applications of drugs to the interior of the uterus. **S.'s Tubes**, minute tubular outgrowths from the rudiments of the Wolffian ducts, corresponding to the vesiculæ seminales in the male.

**Skew Muscles**. Triangular-shaped or quadrilateral-shaped muscles, the plane of whose line of origin intersects that of the insertion.

**Skiagram** (*ski'-ag-ram*) [σκία, shadow; γράμμα, a writing]. The finished printed X-ray picture.

**Skiagraph** (*ski'-ag-raf*). See *Skiagram*.

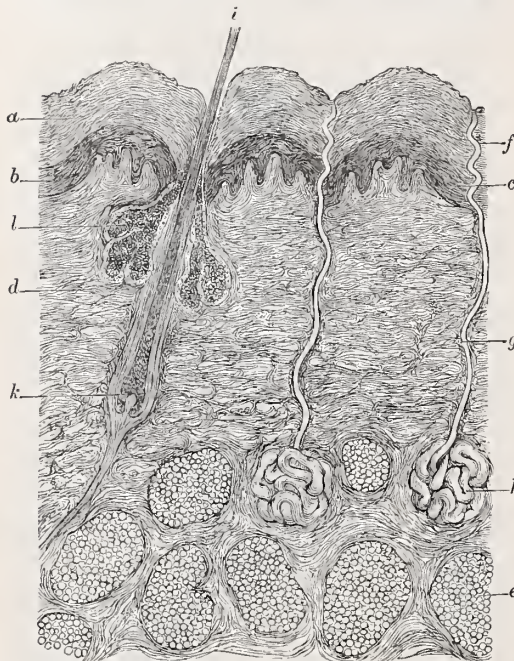
**Skiaigraphy** (*ski-ag'-ra-fe*) [σκία, shadow; γράφειν, to write]. Photography by the X-Rays. Skotography, Skiaigraphy, Radiography, Electrophotography, Electro-skiaigraphy, Röntography, and the New Photography, are names that have been used to designate the method. **Skiascopy** (*ski-as'-ko-pe*). See *Retinoscopy*.



BONY SKELETON.

**Skin** [ME., *skin*, skin]. The external protective membranous covering of the body. Also the chief organ of touch. It is composed of three layers, the epidermis, or scarf-skin, the cutis (derma), or true skin, and the *rete mucosum*, which gives the color to the skin. **S.-bone**, an ossification of the skin. **S.-bound**, affected with sclerema, *q. v.* See also *Scleroderma*. **S., Bronzed**. See *Addison's Disease*. **S.-disease**, a disease of the cutaneous surface. A classification of skin-diseases is appended. **S., Fish**. See *Ichthyosis*. **S., Glossy**, a neurotic dermatosis in which the skin becomes smooth and glossy. **S., Goldbeaters'**, a thin, tenacious sheet from the cecum of cattle, occa-

sionally used as a surgical dressing. **S., Goose.** See *Cutis anserina*. **S.-graft**, a graft, *q. v.* **S.-grafting**, the application of minute pieces of the outer layers of healthy skin to a granulating surface for the purpose of hastening its cicatrization. See *Dermatoplasty*. **S.,**



SECTION PERPENDICULARLY THROUGH THE HEALTHY SKIN.

*a.* Epidermis, or scarfskin. *b.* Rete mucosum, or rete malpighii. *c.* Papillary layer. *d.* Derma, corium, or true skin. *e.* Panniculus adiposus, or fatty tissue. *f, g, h.* Sweat-gland duct. *i, k.* Hair, with its follicle and papilla. *l.* Sebaceous gland.

**Piebald.** See *Vitiligo*. **S.-planting.** Same as *S.-grafting*. **S., Scale.** See *Ichthyosis*. **S.-transplantation**, or **S.-transportation.** Same as *Dermatoplasty*.

#### SKIN-DISEASES, CROCKER'S CLASSIFICATION OF.

##### CLASS I.—HYPEREMIÆ—CONGESTIONS.

*Most Prominent Primary Lesion.*  
Erythema simplex, . . . . . Erythema.  
" ab igne, . . . . . " and pigmentation.  
" pernio, . . . . . "  
" intertrigo, . . . . . "  
" fugax, . . . . . "  
" roseola, . . . . . "  
" scarlatiniforme, . . . . . "

##### CLASS II.—EXUDATIONES—INFLAMMATIONS.

*Most Prominent Primary Lesion.*  
Erythema exsudativum multiforme, Erythema.  
" " iris, . . . . . and vesicles.  
" " nodosum, . . . . . "  
" " induratum, . . . . . and brawny swelling.  
Peliosis rheumatica, . . . . . and hemorrhages.  
Pellagra, . . . . . "  
Acrodydia, . . . . . "  
Urticaria, . . . . . Wheals.  
Prurigo, . . . . . Lenticular papules.  
Eczema, . . . . . Multiform lesions.  
Dermatitis repens, . . . . . Epidermic denudation and fluid exudation.  
Impetigo contagiosa, . . . . . Vesicles and pustules.  
Furunculus, . . . . . Phlegmons.  
Carbunculus, . . . . . "

Pompholyx, . . . . . Bullæ and vesicles.  
Herpes zoster, . . . . . Grouped vesicles.  
" facialis, . . . . . " "  
" progenitalis, . . . . . " "  
Pemphigus, . . . . . Bullæ.  
Hydroa, . . . . . Grouped bullæ.  
Impetigo herpetiformis, . . . . . pustules  
Poriasis, . . . . . Scaly crusts on red base.  
Pityriasis rubra, . . . . . Diffuse redness with large scales.  
" rosea, . . . . . Patches, with fine scales.  
" rubra pilaris, . . . . . Papules.  
Lichen ruber, . . . . . " acuminate.  
" planus, . . . . . " flat.  
" scrofulosus, . . . . . " minute, convex.  
" pilaris, . . . . . " follicular.  
Conglomerative pustular folliculitis, . . . . . Pustules en plaques, aggregated.  
Dermatitis, . . . . . Multiform lesions.

##### CLASS III.—HEMORRHAGIÆ—HEMORRHAGES.

Purpura, . . . . . Blood-extravasation.

##### CLASS IV.—HYPERTROPHIÆ—HYPERTROPHIES.

*Parts Affected.*  
Ichthyosis, . . . . . Epidermis and papillæ.  
Keratosis pilaris, . . . . . Hair-follicles.  
Verruca, . . . . . Epidermis and papillæ.  
Clavus, . . . . . " " "  
Cornu cutaneum, . . . . . " " "  
Callositas, . . . . . Epidermis.  
Tylosis, . . . . . "  
Scleroderma, . . . . . Corium.  
Sclerema neonatorum, . . . . . "  
Oedema, . . . . . "  
Elephantiasis, . . . . . The whole skin.  
Lentigo, . . . . . Pigment.  
Chloasma, . . . . . "  
Acanthosis nigricans, . . . . . " with papillary growths.  
Nævus pigmentosus, . . . . . " neoplasm.

##### CLASS V.—ATROPHIÆ—ATROPHIES.

*Parts Affected.*  
Albinism, . . . . . Pigment-deficiency.  
Leukoderma, . . . . . " disturbance.  
Atrophoderma (or xeroderma) pigmentosum, . . . . . Corium.  
Atrophoderma abidum, . . . . . "  
" senile, . . . . . "  
" striatum et maculatum, . . . . . "  
" neuriticum, . . . . . "  
Perforating ulcer, . . . . . "  
Morvan's disease, . . . . . Sensory nerves.  
Ainhum, . . . . . Analgesic whitlows.  
Corium?

##### CLASS VI.—NEOPLASMATA—NEW-GROWTHS.

*General Character.*  
Darier's disease, . . . . . Crusted papules.  
Molluscum contagiosum, . . . . . }  
Xanthoma, . . . . . } Degenerative.  
Colloid, . . . . . }  
Lupus vulgaris, . . . . . }  
" erythematosus, . . . . . }  
Scleruloderma, . . . . . }  
Tuberculosis, . . . . . } Infiltrating.  
Syphilis, . . . . . }  
Lepra, . . . . . }  
Rhinoscleroma, . . . . . }  
Keloid, . . . . . }  
Fibroma, . . . . . }  
Myoma, . . . . . }  
Neuroma, . . . . . }  
Nævus vascularis, . . . . . } Benign.  
Telangiectasis, . . . . . }  
Angioma serpinosum, . . . . . }  
Angiokeratoma, . . . . . }  
Lymphangiectodes, . . . . . }  
Lymphangioma tuberosum multiplex, . . . . . }  
Carcinoma, . . . . . }  
Paget's disease, . . . . . }  
Epithelioma, . . . . . }  
Rodent ulcer, . . . . . }  
Sarcoma, . . . . . } Malignant.  
Mycosis fungoides, . . . . . }  
Yaws, . . . . . }  
Verruga peruana, . . . . . }  
Furunculus orientalis, . . . . . }  
Phagedæna tropica, . . . . . }



## CLASS VII.—NEUROSES—SENSORY DISEASES.

Hyperesthesia.	Pruritus.
Dermatalgia.	Anesthesia.

## CLASS VIII.—MORBI APPENDICIUM—DISEASES OF THE APPENDAGES.

Most Prominent Primary Lesion.

## A. SWEAT-GLANDS.

Hyperidrosis, . . . . .	Excessive secretion.
Bromidrosis, . . . . .	Defective ".
Chromidrosis, . . . . .	Altered quality.
Phosphorescent sweat, . . . . .	"
Uridrosis, . . . . .	"
Anidrosis, . . . . .	Secretion absent.
Miliaria crystallina (Sudamina), . . . . .	Retained secretion.
" vesiculosa, . . . . .	Inflammation.
" papulosa, . . . . .	"

## B. SEBACEOUS GLANDS.

Seborrhæa, . . . . .	Excessive secretion.
Seborrhæic dermatitis, . . . . .	Multiform.
Sebaceous cysts, . . . . .	Retention.
Milium, . . . . .	"
Comedones, . . . . .	"
Acne vulgaris, . . . . .	Inflammation.
" rosacea, . . . . .	"
" varioliformis, . . . . .	"
Adenoma sebaceum, . . . . .	Papular neoplasms.

## C. HAIR-FOLLICLES.

Hirsuties, . . . . .	Excessive growth.
Atrophy, . . . . .	Defective ".
Alopecia, . . . . .	Baldness.
" areata, . . . . .	" in patches.
Concretiones, . . . . .	Growths on the hair-shaft.
Sycosis, . . . . .	Inflammation.
Dermatitis papillaris capillitii, . . . . .	" and keloid.

## D. NAILS.

Pterygium, . . . . .	Overlapping of nail-fold.
Onychia, . . . . .	Inflammation in matrix.
Paronychia, . . . . .	" around matrix.
Atrophy, . . . . .	Defective growth.
Onychogryphosis, . . . . .	Overgrowth.
Onycho-mycosis, . . . . .	Fungus-growth in the nail.

## CLASS IX.—PARASITI—PARASITES.

## A. VEGETABLE.

Parts Affected.

Favus, . . . . .	Hair and skin.
Tinea trichophytina, . . . . .	tonsurans, Hair.
	decalvans, ".
	circinata, Skin.
	barbæ, Hair.
	imbricata, Skin.
	versicolor, ".
Erythrasma, . . . . .	"
Pinta, . . . . .	"
Fungus-foot of India, . . . . .	" and deeper tissues.

## B. ANIMAL.

Scabies, . . . . .	Acarus.
Demodex folliculorum, . . . . .	"
Pediculosis, { capitis, . . . . .	Insect.
{ corporis, . . . . .	
{ pubis, . . . . .	
Dracunculus medinensis, . . . . .	Filaria or thread-
Filaria sanguinis hominis, . . . . .	worms.
Cysticercus cellulose cutis, . . . . .	Tænia, or tape-worm embryo.

Skinniness (*skin'-e-nes*) [ME., *skin*, skin]. Lean-ness.

Skinny (*skin'-e*) [ME., *skin*, skin]. 1. Cutaneous. 2. Emaciated.

Skleriasis (*skle-ri'-as-is*). See *Scleroderma*.

Skleroseptum (*skle-ro-sep'-tum*) [*σκληρός*, hard; *septum*, fence, partition: *pl.*, *Sklerosepta*]. In biology, one of the radially arranged, perpendicular calcareous ridges arising from the foot-plate of a stone coral (*Hexacorallia*, *Madreporaria*), also called star-ridges. Cf. *Sarcosepta*.

Skoda, Consonating Râles of. Bronchial râles heard through the consolidated pulmonary tissue of pneumonia. S.'s Resonance Sign or Tympany, a tympanitic note heard above the line of fluid in a pericardial effusion, or above the line of consolidation in pneumonia. It is almost as tympanitic as the abdomen. See *Bruit skodique*.

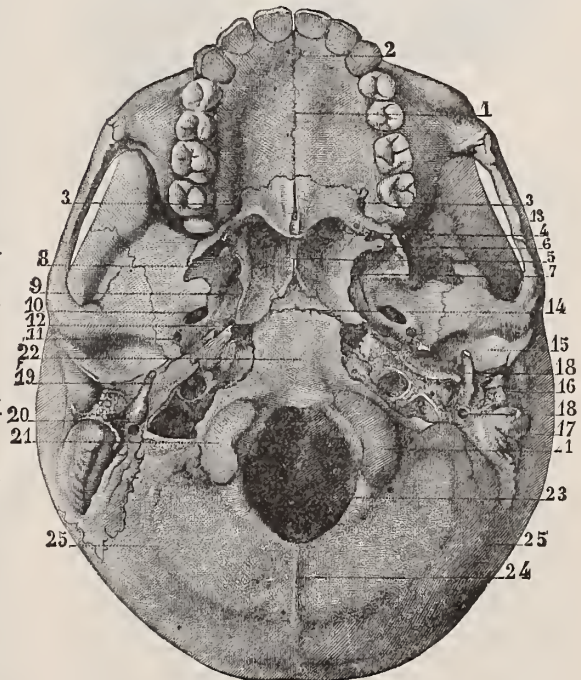
Skodaic Resonance. See *Skoda's Resonance*.

Skodaic Tympany (*sko'-da-ik tim'-pan-e*). See *Skoda's Resonance*.

Skoliosometer (*sko-le-o-som'-et-er*) [*σκολιός*, curved; *μέτρον*, measure]. See *Scoliosometer*.

Skopophobia (*sko-po-fo'-be-ah*) [*σκοπός*, a spy; *φόβος*, fear]. Insane dread of spies.

Skull (*skul*) [ME., *skulle*, skull]. The superior expansion of the vertebral column, the protective bony

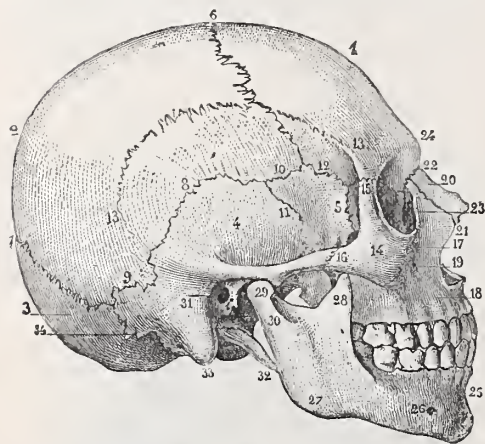


BASE OF SKULL.

1. Median suture of palatine vault. 2. Inferior orifice of anterior palatine canal. 3, 3. Inferior openings of posterior palatine canals. 4. Posterior border of palatine vault; posterior nasal spine. 5. Posterior border of nasal septum. 6. Hamular process of internal pterygoid plate of sphenoid bone. 7. Internal pterygoid plate. 8. External pterygoid plate. 9. Scaphoid fossa. 10. Oval or inferior maxillary foramen. 11. Foramen spinosum. 12. Foramen lacerum medium. 13. Zygomatic arch. 14. Spheno-occipital suture. 15. Glenoid cavity. 16. External auditory canal. 17. Mastoid process. 18, 18. Styloid process and stylo-mastoid foramen. 19. Inferior orifice of carotid canal. 20. Foramen lacerum posterius. 21, 21. Occipital condyles. 22. Basilar process. 23. Foramen magnum. 24. External occipital crest. 25, 25. Inferior curved lines of occipital bone.

covering or container of the brain and organs of the special senses, consisting of the cranium and face. The cranium is made up of 8 bones—the occipital, 2 parietal, the frontal, 2 temporal, the sphenoid, and the ethmoid. The face is composed of 14 bones—nasal, superior maxillary, lacrymal, malar, palate, inferior turbinated, two each, and vomer and inferior maxillary, one each. S.-cap, the dome of the skull. See *Scutellaria*. S., Landmarks of, the eminences, chiefly the frontal

and parietal, the 2 temporal ridges, the sutures, and the craniometric points, *q. v.* **S.**, **Natiform**, a skull



LATERAL ASPECT OF SKULL.

1. Frontal bone. 2. Parietal bone. 3. Occipital bone. 4. Temporal bone. 5. Greater wing of sphenoid bone. 6. Lambdoid suture. 7. Occipito-parietal suture. 8. Squamo-parietal suture. 9. Masto-parietal suture. 10. Spheno-parietal suture. 11. Spheno-temporal suture. 12. Spheno-frontal suture. 13, 13. Temporal ridge. 14. Malar bone. 15. Fronto-malar suture. 16. Malo-temporal suture. 17. Malo-maxillary suture. 18. Superior maxillary bone. 19. Infraorbital foramen. 20. Nasal bone. 21. Naso-maxillary suture. 22. Naso-frontal suture. 23. Lacrymal groove, at the bottom of which may be seen the suture between the lacrymal and the superior maxillary bones. 24. Nasal eminence. 25. Inferior maxillary bone. 26. Mental foramen. 27. Angle of lower jaw. 28. Coronoid process. 29. Condyle. 30. Neck of condyle. 31. External auditory canal. 32. Styloid process. 33. Mastoid process. 34. Masto-occipital suture.

covered with osteophytes. **S.-roof**, the roof of the skull; skull-cap.

**Skunk**. See *Nephitis*. **S.-bush**. See *Garrya*. **S. Cabbage**, the root of *Symplocarpus fetidus*, a stimulant, antispasmodic, and narcotic. Dose of the fld. ext. ℥x-xl. Unof.

**Slag** [Sw., *slagg*, dross]. The earthy matter separated, in a more or less completely fused and vitrified condition, during the reduction of a metal from its ore.

**Slaver** (*slav'-er*) [ME., *slaver*, slaver]. Drive!; saliva, especially such as is involuntarily discharged.

**Sleek** (*slek*) [ME., *slicke*, smooth]. Smooth; glossy, as the skin.

**Sleep** (*sleep*) [ME., *sleepen*, to sleep]. The state of rest and recuperation of the bodily and mental voluntary powers. The consciousness may also be inactive or dreaming, *i. e.*, without the guidance and data of the will and lower centers, and hence illogically functional. **S.-drunkenness**. See *Somnolentia*. **S.-epilepsy**. See *Narcolepsy*. **S.**, **Hypnotic**, **S.**, **Magnetic**, **S.**, **Mesmeric**, sleep produced by hypnotism. **S.-paralysis**, paralysis produced by pressure during sleep. **S.**, **Paroxysmal**. See *Narcolepsy*. **S.-walking**. See *Somnambulism*.

**Sleeping** (*sleep'-ing*) [ME., *sleepen*, to sleep]. Resting in slumber. **S.-dropsy**, a singular disorder seen only on the Atlantic coast of Africa, and characterized by daily paroxysms of somnolence, tending to become more and more continuous and profound until merged in fatal coma. Its onset is gradual, commencing with a slight frontal headache. It may persist for from three months to a year or more, and always ends fatally. It is also called *African Lethargy*, and is said by some to be only one of the manifestations of *filariasis*. See

*Narcolepsy*. **S.-sickness**. See *African Lethargy*, *Narcolepsy*, *Nelavan*, and *Filariasis*.

**Sleeplessness** (*sleep'-les-nes*). See *Insomnia*.

**Sleepy** (*sleep'-pe*) [ME., *sleepen*, to sleep]. Inclined to sleep. **S.-disease**. See *Hypnopathy*. **S. Stagers**, a symptom in the horse, resulting from a variety of brain-affections, characterized by more or less drowsiness or coma associated with a staggering gait. See *Stagers*.

**Slender Lobe of the Cerebellum**. See *Lobe*.

**Slick** (*slik*). Same as *Sleek*.

**Slide** (*slid*) [ME., *sliden*, to slide]. A small, rectangular slab of clear glass for the mounting, preservation, and ready examination of microscopic objects. The slides may vary in size; for ordinary work the most common dimensions are 26 × 76 millimeters, or 1 × 3 inches.

**Slime** (*slim*) [AS., *slim*, slime]. In biology, a viscid secretion of the cutaneous glands of various animals. **Mucus**. **S.-fungus**. Same as *S.-mold*. **S.-gland**, (*a*) one of the modified leg-glands, with ducts emerging at the ends of the oral papillae in the *Protracheata*; (*b*) one of the glands furnishing the viscid mucus-like substance of snails, fishes, etc. **S.-mold**. See *Myxomycetes*.

**Sling** [ME., *slinge*, a sling]. A swinging bandage and carriage for supporting a fractured limb. **S. of the Lenticular Nucleus**, a tract of nerve-fibers which enter the lenticular nucleus by passing beneath the optic thalamus.

**Slink** (*slingk*) [origin obscure]. To bear young or cast prematurely; said of a female beast; to miscarry. **S. Meat**, the meat of calves or lambs that have been cast prematurely.

**Slinking** (*slingk'-ing*) [origin obscure]. Abortion in cows or other beasts.

**Slip** (*slip*) [MD. D., *slippen*, slip, escape]. 1. A male fowl which has been unsuccessfully caponized. 2. A scion or cutting of a plant made for grafting or rooting. 3. Same as *Slide*.

**Slippery Elm**. See *Ulmus*, and *Fremontia*.

**Slit** [ME., *slit*, a slit]. A narrow opening; a visceral cleft; the separation between the labia; the vulvar cleft. **S.**, **Genito-urinary**, **S.**, **Urino-genital**, **S.**, **Uro-genital**, the uro-genital opening. **S. of the Micro-spectroscope**, the spectral ocular, in place of an ordinary diaphragm, has two movable knife edges so arranged that a slit-like opening of greater or less width and length may be obtained by the use of screws for that purpose.

**Sloid**, **Sloyd** (*sloid*) [Sw., *slojd*, slight, skill]. A system of manual training taught in elementary schools; it is of Swedish origin.

**Slop** [ME., *sloppe*, a pool]. A general term for liquid foods used in the course of acute diseases and during convalescence.

**Slough** (*sluf*) [ME., *slough*, the skin of a snake]. A term applied to the separating and dying particles of tissue in suppurative and ulcerative processes. As a verb, to separate or die in consequence of gangrene; said of tissues.

**Sloughing** (*sluf'-ing*) [ME., *slough*, the skin of a snake]. Gangrenous.

**Slows** (*slōz*). Synonym of *Milk-sickness*.

**Sludge** (*sluj*) [AS., *slog*, mud]. Sewage-deposit.

**Slumber** (*slum'-ber*) [ME., *slumberen*, to slumber]. 1. To sleep lightly. 2. Light sleep.

**Small** (*smawł*) [ME., *small*, not large]. Little in size; diminutive. **S.-pox**. See *Variola*. **S.-pox**, **Abortive**, variola in which but few pustules are present; these rapidly disappear. **S.-pox**, **Bastard**. See *Varicella*. **S.-pox**, **Confluent**. See *Variola confuens*. **S.-pox**, **Crystalline**. See *Varicella*. **S.-**



pox, False. See *Varicella*. **S.-pox**, Hemorrhagic. See *Variola*. **S.-pox**, Ichorous. See *Varicella*. **S.-pox**, Malignant. See *Variola*. **S.-pox**, Modified. See *Varioloid*. **S.-pox**, Ovine. See *Sheep-pox*. **S.-pox**, Spurious. See *Varicella*. **S. Red Granular Kidney**. See *Bright's Disease*. **S. White Kidney**. See *Bright's Disease*.

**Smalts** (*smawltz*). See *Pigments*, *Conspectus of*.

**Smart** [ME., *smerten*, to smart]. 1. To feel a pungent pain. 2. A sharp, quick, active pain. **S.-weed**. See *Polygonum hydropiperoides*.

**Smead-Dowd System**. See *Ventilation*.

**Smear-cultures** (*smēr*). See *Culture*.

**Smectic** (*smek'tik*). Same as *Detergent*.

**Smegma** (*smeg'-mah*) [*smīgma*, a cleansing substance]. The sebaceous accretions upon the skin. **S. embryonum**. See *Vernix*. **S. of Prepuce**, the caseous substance secreted by the follicles of the prepuce.

**Smegmatic** (*smeg-mat'-ik*) [*smīgma*, a cleansing substance]. Pertaining to, or of the nature of, smegma.

**Smegmatorrhea** (*smeg-mat-or-e'-ah*). Synonym of *Seborrhea*.

**Smell** (*smel*) [ME., *smellen*, to smell]. The perception of an odor by means of the olfactory organ. **S.-hollows**, elliptic pits on the antennæ of bees having olfactory functions.

**Smelling** (*smel'-ing*) [ME., *smellen*, to smell]. The sense of smell; olfaction. **S.-bottle**, a small bottle containing smelling-salts. **S.-salts**, a popular name applied to various preparations of ammonium carbonate flavored with aromatic substances. **S.-salts**, English, carbonate of ammonium impregnated with ethereal oils, such as oil of lavender or bergamot.

**Smelting** (*smelt'-ing*) [ME., *smelten*, to smelt]. The treatment of ore by which it is subjected to intense heat for the purpose of separating the contained metal.

**Smilacin** (*smi'-las-in*) [*smīlaž*, the yew]. The precipitate from a tincture of the root of sarsaparilla, *Smilax officinalis*, alterant, detergent, diaphoretic, and stimulant. Dose 2 to 5 grains. Unof.

**Smilax** (*smi'-laks*). See *Sarsaparilla*, *China-root*, *Bamboo-brier*.

**Smith, Bacillus of**, **S., Spirillum of**. See *Bacteria*, *Synonymatic Table of*.

**Smith's Method**. See *Treatment, Methods of*.

**Smiths' Cramp or Spasm**. See *Spasm*.

**Smoke** (*smök*) [ME., *smoken*, to smoke]. To emit a vapor or exhalation while burning. **S.-rockets**, an inflammable substance used in making the smoke-test for sewer-gas. **S.-test**, a method for finding defects in drains by means of smoke.

**Smoker** (*smo'-ker*) [ME., *smoken*, to smoke]. One who uses tobacco. **S.s' Cancer**. See *Cancer*. **S.s' Dyspepsia**. See *Dyspepsia*. **S.s' Patch**, a chronic inflammation of a small spot of the mucous membrane of the mouth arising from an irritation produced by the pipe. It varies in size from a quarter to a half of an inch in diameter, and is smooth and red in appearance. **S.s' Sore-throat**, the condition of catarrh of the pharynx and larynx, with hoarseness, common in habitual smokers. **S.s' Vertigo**. See *Vertigo*.

**Smooth Sumach**. See *Rhus glabra*.

**Smother** (*smuth'-er*) [ME., *smothren*, to suffocate]. To suffocate; to stifle.

**Smothering** (*smuth'-er-ing*) [ME., *smothren*, to suffocate]. Exclusion of air from the respiratory organs, as by covering the mouth and nostrils.

**Smut** [AS., *smitta*, a spot]. 1. A foul spot; the fouling matter itself. 2. A parasitic disease of plants, caused by fungi of the order *Ustilaginæ*, the first exact researches concerning which were published about 1850 by the brothers Tulasne. **S. of Broom**

**Corn**, *Ustilago sorghi* (L.K.), Passerini. **S., Covered**, of Barley, *Ustilago hordei* (P.), Kell and Swingle. **S. of Indian Corn**, *Ustilago maydis* (D.C.). **S., Naked**, of Barley, *Ustilago nuda* (Jensen), Kell and Swingle. **S. of Oats**, *Ustilago avenæ* (P.), Jensen, var. *levis*, Kell and Swingle. **S. of Rye**, *Ustilago occulta* (Walls), Rabh. **S. of Wheat**, *Bunt*, or *Stinking Smut*, *Tilletia fœtens*, Trelease; *Tilletia tritici* (Bjerk), Wint. The disease is spread by spores of these fungi adhering to the sound grains before they are planted, or by spores in the soil.

**Smyrna** (*smir'-nah*). Synonym of *Myrrh*.

**Snake** (*snāk*) [ME., *snake*, a snake]. A serpent. **S.-head**. See *Balmomy*. **S.-root**, **Black**. See *Cimicifuga*. **S.-root**, **Canada**. See *Asarum*. **S.-root Seneca**. See *Senega*. **S.-root Virginia**. See *Serpentaria*. **S.-stone**. See *Madstone*. **S.-weed**. See *Bistort*.

**Snap-finger**. See *Spring-finger*.

**Snare** (*snār*) [ME., *snare*, snare]. A light or small écraseur, or wire loop, used in removing polypi and small excrescences.

**Snarling Muscle**. See *Muscles*, *Table of*.

**Sneering Muscle**. See *Muscles*, *Table of*.

**Sneeze** (*snēz*) [ME., *snesen*, to sneeze]. To expel the breath audibly and spasmodically through the nose for the removal of mucus or foreign bodies. **S.-cough**, a peculiar explosive sound produced by an attempt on the part of the patient to sneeze and cough at the same time. It is due to an irritation of the lower and posterior portions of the nasal cavities. **S.-wort**. See *Achillea*.

**Sneezing** (*snēz'-ing*) [ME., *snesen*, to sneeze]. Ster-nutation.

**Snellen's Types**. See *Test-types*.

**Sniffles** (*snif'-lz*). See *Snuffles*.

**Snore** (*snōr*) [ME., *snoren*, to snore]. 1. To breathe through the nose in such a manner as to cause a vibration of the uvula and soft palate, thereby producing a rough, audible tone. 2. The sound so produced.

**Snoring** (*snōr'-ing*). See *Stertor*.

**Snort** [ME., *snorten*, to snore]. To snore loudly.

**Snout** (*snout*) [ME., *snoute*, snout]. The nose of an animal. See *Muzzle*.

**Snow** (*sno*) [ME., *snow*, snow]. The aqueous vapor of the atmosphere precipitated in a frozen form. **S.-blindness**. See *Blindness*. **S.-shoe Disease**, pain in the feet following a long march on snow-shoes. **S.-white**. Same as *Zinc White*.

**Snow's Inhaler**. See *Anesthetic*.

**Snub-nose** (*snub'-nōz*). See *Pug-nose*.

**Snuff** (*snuf*) [ME., *snuffen*, to snuff]. 1. Powdered tobacco, variously perfumed and mixed, used for inhalation into the nostrils. 2. A medicated powder to be insufflated into the nostrils. 3. To inhale; to smell.

**S.-box**, Anatomist's, the *Foveola radialis*.

**Snuffle** (*snuf'-fl*) [LG., *snuffeln*, to snuffle]. To breathe hard through the nose. As a plural noun, a popular name for a catarrhal discharge from the nose in infancy. It is not infrequently symptomatic of syphilis.

**Soap** (*sōp*) [ME., *sope*, soap]. A chemic compound made by the union of certain fatty acids with a salifiable base. It is used for washing and cleansing purposes. See *Sapo*. A table is appended showing the composition of the chief soaps of pharmacy, as analyzed by M. Dechan. **S.-balls**, balls made of starch and soap. **S.-bark**. See *Quillaia*. **S., Black**. See *Sapo viridis*. **S., Castile**, soap made from olive-oil. **S., Cocoanut-oil**, soap made from cocoanut-oil. It is soluble in hard water. **S., Glassmakers'**, native dioxid of manganese. **S., Green**. See *Sapo viridis*. **S., Hard**, soap prepared by means of soda alkali;

soda soap. **S.-liniment.** See *Linimentum saponis*. **S., Petroleum,** a soap made by heating together 5 parts of petroleum, 4 of white wax, 5 of alcohol, and 10 of hard soap. **S., Soft,** soap made by means of potash alkali; potash soap. **S., Taxidermists',** a soap made by mixing 32 parts each of grated olive-oil soap, arsenious acid and boiling water, 12 of potassium carbonate, 4 of unslaked lime, and 1 of camphor. **S., Tincture of Green.** See *Sapo viridis*. **S.-wort, Bouncing Bet,** the root of *Saponaria officinalis*. Its properties are due to an extractive, saponin. It is a paralyzant to the peripheral nerve-endings and the respiratory centers, and is a useful alternative in syphilitic and scrofulous complaints. Dose of the fld. ext.  $\text{m}_{\text{xxv}}-\text{ʒj}$ . Unof.

VARIETY.	FATTY ACIDS.	COMBINED ALKALI.	FREE ALKALI.	SILICA.	SULPHATES AND CHLORIDES.	INSOLUBLE MATTER.	WATER.	INSOLUBLE IN ALCOHOL.
Hard Soap ( <i>Sapo durus</i> ).	81.5	9.92	.08	.00	.28	0.20	10.65	0.50
White Castile Soap ( <i>S. Cast. alb.</i> ).	76.7	9.14	.09	.00	.36	0.90	13.25	0.60
Mottled Castile Soap.	68.1	8.9	.19	.15	.63	0.80	21.70	1.30
Tallow Soap ( <i>Sapo animalis</i> ).	78.3	9.57	.28	.00	.47	0.40	12.50	1.10
Soft Soap ( <i>Sapo mollis</i> ).	48.5	12.6	.38	.17	.93	1.00	39.50	1.60

**Sobbing** (*sob'-ing*) [ME., *sobhen*, to sob]. Convulsive inspirations due to contraction of the diaphragm and spasmodic closure of the glottis. The sound produced is characteristic.

**Soboliferous** (*sob-o-lif'-er-us*) [*soboles*, a shoot; *ferre*, to bear]. Bearing vigorous shoots.

**Socaloin** (*so-kal'-o-in*) [*Socotra*, an island in the Indian Ocean; *ἀλὼν*, aloes],  $\text{C}_{15}\text{H}_{16}\text{O}_7$ . The aloin derived from socotrine aloes.

**Socia** (*so'-se-ah*) [L.]. One accompanying. **S. parotidis**, an occasional small, separate lobe, or exclave, of the parotid gland.

**Social** (*so'-shal*) [*socius*, a companion]. In biology, gregarious, growing near, or together. **S. Evil**, prostitution.

**Society Screw.** The screw at the lower end of the draw-tube or body-tube of a microscope for receiving the objective.

**Socin's Antiseptic Paste.** See *Paste*.

**Sociology** (*so-se-ol'-o-je*) [*socius*, a fellow-being; *λόγος*, a treatise]. A treatise on the mutual relations of people and of social organization.

**Sock** (*sok*) [ME., *socke*, a sock]. A short-legged stocking. **Ss., Neapolitan,** socks containing mercurial ointment, which are to be worn continuously for the purposes of inunction.

**Socket** (*sok'-et*) [ME., *soket*, a socket]. The concavity or excavation of an articulation.

**Socle** (*so'-kl*) [*soccus*, a light shoe]. In biology, the supporting structure of the sense-organs of certain worms. See *Pedalia*.

**Soda** (*so'-dah*) [L.],  $\text{Na}_2\text{O}$ . The oxid of the metal sodium. Also, popularly, almost any salt of sodium. See *Sodium*. **S.-ash**, a substance produced in the

manufacture of sodium carbonate. **S., Baking,** sodium bicarbonate. **S., Caustic,** sodium hydroxid, a strongly alkaline base with a great affinity for water. **S.-powder,** a baking-powder. **S., Washing,** sodium carbonate. **S.-waste,** a by-product in the manufacture of sodium carbonate. **S.-water,** the so-called soda-water sold by druggists and confectioners consists of filtered water impregnated or aerated with carbon dioxide. It contains no soda.

**Sodium** (*so'-de-um*) [*soda*, soda; *gen., Sodii*].  $\text{Na} = 23$ ; quantivalence 1; sp. gr. 0.972. A metal of the alkaline group, characterized by its strong affinity for oxygen. It has a silver-white luster, and is softer than lead. It decomposes water, forming sodium hydrate. The action of the sodium-salts is similar to that of potassium-compounds. See *Elements, Table of*. **S. acetas**,  $\text{NaC}_2\text{H}_3\text{O}_2 \cdot 3\text{H}_2\text{O}$ , diuretic, a good saline draught. Dose gr. xx-ʒj. **S.-amalgam,** a compound of sodium and mercury. **S. arsenias**,  $\text{Na}_2\text{HAsO}_4$ , used in preparing liquor sodii arseniatis. **S. benzoas**,  $\text{NaC}_7\text{H}_5\text{O}_2$ . Dose gr. x-xxx. **S. bicarbonas**,  $\text{HNaCO}_3$ , "saleratus," "baking-soda," antacid; 20 gr. neutralize 16.7 gr. of citric acid or 17.8 gr. tartaric acid. Effervescent. It is much used for the aëration of bread. Dose gr. x-ʒj. **S. bicarb., Troch.**, each contains gr. iij of the salt. **S. bicarb. venalis**, commercial bicarbonate. **S. bisulphis**,  $\text{NaHSO}_3$ , sodium bisulphite. **S. boras**,  $\text{Na}_2\text{B}_2\text{O}_7$ , borax. **S. bromidum** (B. P.),  $\text{NaBr}$ . Dose gr. x-xxx. **S. carbonas**,  $\text{Na}_2\text{CO}_3$ , antacid; 20 gr. neutralize 9.7 gr. citric, or 10.5 gr. tartaric acid. Effervescent. Dose gr. v-xxx. **S. carb., exsiccatus**, the carbonate dried until it loses 50 per cent. of its weight. **S. chloras**,  $\text{NaClO}_3$ , the basis of an agreeable gargle. Dose gr. v-xx. **S. chloridum**,  $\text{NaCl}$ , common salt. Dose gr. x-ʒj. **S. ethylas**,  $\text{C}_2\text{H}_5\text{NaO}$ , caustic alcohol, unof., in contact with water breaks into caustic soda and alcohol; **S. formas**,  $\text{NaCHO}_2 \cdot \text{H}_2\text{O}$ , used in the form of parenchymatous injections in surgical tuberculosis. Dose gr. ss-iij. **S. hydras**,  $\text{Na}(\text{HO})$ , "caustic soda," very alkaline and powerfully escharotic. **S. hypophosphis**,  $\text{NaPH}_2\text{O}_2$ , used in preparing syrupus hypophosphitum. **S. hyposulphis**,  $\text{Na}_2\text{S}_2\text{O}_3 + 5\text{H}_2\text{O}$ , an antiseptic salt. **S. iodidum**,  $\text{NaI}$ . Dose gr. iij-x. **Sodæ, Liq.**, solution of soda. Dose  $\text{m}_{\text{v}}-\text{ʒss}$ ; contains 56 parts of the hydrate in 944 of distilled water. **S. nitras**,  $\text{NaNO}_3$ , "cubic niter," "Chili saltpeter." **S. nitrus**,  $\text{NaNO}_2$ , used in preparing sweet spirit of niter. **S. phosphas**,  $\text{Na}_2\text{HPO}_4$ , sodium orthophosphate. **S. pyrophosphas**,  $\text{Na}_2\text{P}_2\text{O}_7$ , sodium pyrophosphate. **S. salicylas**,  $\text{NaC}_7\text{H}_5\text{O}_3$ , sodium salicylate. Dose gr. x-xv. **S. santonas**,  $\text{Na}_2\text{C}_{15}\text{H}_{18}\text{O}_4$ , a vermifuge for threadworms. Dose gr. v. **S. sulphas**,  $\text{Na}_2\text{SO}_4$ , "Glauber's Salt," a mild purgative. Dose gr. v-xx; as a purgative ʒss-ij. **S. sulphis**,  $\text{Na}_2\text{SO}_3$ , sodium sulphite. **S. sulphocarbolas**,  $\text{NaC}_6\text{H}_5\text{SO}_4 \cdot 2\text{H}_2\text{O}$ . Dose gr. x-xv. **S. valerianas**,  $\text{NaC}_8\text{H}_9\text{O}_2$ . Dose gr. j-v.

**Sodomist, Sodomite** (*sod'-om-ist, sod'-om-it*) [*Σόδομα*, Sodom]. One guilty of sodomy.

**Sodomy** (*sod'-om-e*) [*Σόδομα*, Sodom, a former city of Asia]. Sexual connection by the anus. **S., Masturbating**, a name proposed for intromission of objects into the rectum to produce sexual excitement.

**Sæmmering's Bone.** The marginal process of the malar bone. **S.'s Crystalline Swelling**, an annular swelling behind the iris, due to proliferation of the cells of the capsule after cataract-operation. **S., Foramen of.** See *Foramina, Table of*. **S., Ganglion of,** the substantia nigra of the thalamus. **S., Nerve of.** See *Nerves, Table of*. **S., Yellow Spot of.** See *Macula lutea*.



**Soft** [ME., *soft*, soft]. Yielding readily to pressure; not hard. **S. Palate.** See *Palate*.

**Softening** (*soft'-en-ing*) [ME., *soft*, soft]. The act of becoming less cohesive, firm, or resistant. **S., Acute Gastric**, a disease of childhood in which the stomach and intestines are said to undergo softening. It is probably a post-mortem phenomenon. **S., Anemic**, disintegration and liquefaction of the brain-substance from lack of blood-supply. **S. of the Bones**, osteomalacia. **S. of the Brain**, a disease of the cerebral tissue dependent upon inflammation or blood-failure, the symptoms varying according to the part affected, but consisting in loss of function, partial or complete. According to the appearances presenting the softening has been distinguished as red, yellow, or white. See *General Paralysis of the Insane*. **S. Colliquative**, the name applied to that condition in which the affected tissues liquefy. **S., Esophageal**, softening of the lower portion of the esophagus due to the solvent action of the gastric juice. **S. of the Heart**, myomalacia cordis, a softening of the cardiac muscle consequent on arterial anemia. **S., Hemorrhagic**, the softening of parts involved in a hemorrhage. **S., Mucoid**, myxomatous degeneration. **S., Red, or Yellow** (*of the brain*), when hemorrhage accompanies the ischemic softening, and the products of disintegration of the blood mingle with the nerve-substance, giving it a red or yellow hue. **S. of the Spinal Cord**, various stages in myelitis known by the terms *gray*, *green*, *red*, *white*, and *yellow* softening. **S. of the Stomach**, gastromalacia, consequent upon highly acid contents with a feeble circulation in the walls, but usually a post-mortem phenomenon. See *Auto-digestion*. **S. of a Thrombus**, may be *simple* or *red*, *puriform* or *yellow*, the latter resulting in the extremely unfavorable condition of *Thrombophlebitis*. **S., White** (*of the brain*), when the ischemia is unaccompanied with hemorrhage.

**Soil** [ME., *soile*, soil]. The ground; earth. **S.-diseases**, those diseases produced by emanations from a decomposing organic soil, or arising from imperfect drainage of decaying animal matter. **S.-pipe**, the main discharge-pipe of a system of house-plumbing; usually an upright, hollow cylinder of iron.

**Sola** (*so-la*) [Beng., *sola*, the sola]. A plant of tropical regions, *Eschynomene aspera*. Its pith-like wood is largely manufactured into pith helmets, or sun-hats, especially in India.

**Solanidin** (*so-lan'-id-in*). See *Solanin*.

**Solanin** (*sol'-an-in*) [*solanum*, the nightshade]. A glucosid found in *Bittersweet*. It is composed of sugar and another substance, *solanidin*. It is a poisonous narcotic. Dose gr.  $\frac{3}{4}$ -iv. Unof. See *Bittersweet*.

**Solanoid** (*sol'-an-oid*) [*solanum*, nightshade; *είδος*, like]. Of a potato-like texture, as a *solanoid* carcinoma.

**Solanum** (*so-la'-num*) [L.]. A genus of the family of *Solanaceæ*. The tomato, potato, jurubeba, and black nightshade belong to this genus. See also *Bittersweet*.

**Solar** (*sol'-lar*) [*solaris*, of the sun]. Pertaining to or resembling the sun. **S. Ganglion**. See *Ganglia*, *Table of*. **S. Oil**, an oily liquid produced from tar-oil by rectification and employed as an illuminant. **S. Plexus**. See *Plexus*.

**Solarium** (*so-la'-re-um*) [*solaris*, solar; *sol*, sun]. A room enclosed with glass, and arranged for the administration of sun-baths.

**Solayre's Obliquity**. See *Obliquity*.

**Soldaini's Reagent and Test**. A reagent for testing for sugar in the urine. It consists of a solution of cupric carbonate in potassium dicarbonate. It is

made by dropping into a saturated solution of potassium dicarbonate iron water, very gradually and with constant shaking, a saturated solution of cupric sulphate until it ceases to be redissolved; filter, and preserve in bottles. In testing add 2 c.c. to 4 c.c. of urine and heat. A yellow precipitate indicates glucose.

**Sole** (*sōl*) [ME., *sole*, sole]. The plantar surface of the foot. **S.-leather**. See *Leather*. **S.-plate**, (*a*) the name given by Boas to the palmar side of claws and hoofs, as distinguished from the volar side (*Sohlenhorn*); (*b*) the flattened nucleated mass of soft, faintly granular protoplasm closely applied to the surface of a voluntary muscle to receive the ultimate fibrillæ of the medullated nerve-fibers composing its motor supply. It forms part of the motor disc or end-plate. **S.-reflex**. See *Reflexes*, *Table of*.

**Solea** (*so'-le-ah*). See *Sole*.

**Solearis** (*so-le-a'-ris*). Synonym of *Soleus*.

**Solen** (*so'-len*) [σωλήν, a channel]. 1. A channel. 2. The central canal of the spinal cord.

**Solenochalasis** (*so-len-o-kal-a'-sis*) [σωλήν, channel; χαλαστικός, making supple]. Dilatation of a tubular organ.

**Solenostegnosis** (*so-len-o-steg-no'-sis*) [σωλήν, a channel; στεγνωσις, stenosis]. Constriction of a tubular organ.

**Soleus** (*so-le'-us*). See *Muscles*, *Table of*.

**Solid** (*sol'-id*) [*solidus*, solid]. A substance the molecules of which are in a condition of strong mutual attraction. **S. Green**. See *Pigments*, *Conspectus of*. **S. Ocular**. See *Ocular*. **S. Violet**. Same as *Gallocyanin*.

**Solidago** (*sol-id-a'-go*) [*solidus*, solid; *gen.*, *Solidaginis*]. Golden-rod, a genus of some 100 species of composite-flowered plants, mostly American. **S. odora** is carminative, diaphoretic, stimulant, diuretic, and ant-emetic. **S. rigida** is tonic and astringent. **S. virgaurea**, of both continents, is astringent, tonic, and vulnerary.

**Solidarity** (*sol-id-ar'-it-e*) [*solidus*, solid]. The unitary nature of the relations of the various parts of an organism, whereby all individual parts are subordinated to the welfare of the whole.

**Solidification** (*sol-id-if-ik-a'-shun*) [*solidus*, solid; *facere*, to make]. The act of becoming solid, or of possessing molecular attraction.

**Solidism** (*sol'-id-izm*) [*solidus*, solid]. The theory that diseases depend upon alterations in the solids of the body.

**Solidist** (*sol'-id-ist*) [*solidus*, solid]. The name given to one opposed to the doctrines of the humoralists.

**Solitarius** (*sol-it-a'-re-us*) [L.]. Single, solitary.

**Solitary** (*sol'-it-a-re*) [*solitarius*, solitary]. Marked by solitude; single. **S. Bundle**, a strand of nerve-fibers in the medulla. **S. Follicles**, certain minute glands found in the mucous membrane of the intestines. **S. Glands**. See *Gland*. **S. Kidney**, Rokitsansky's term for the single mass produced by the congenital fusion of the two kidneys.

**Solium** (*so'-le-um*). See *Tenia solium*.

**Solomon's Seal** (*sol'-o-mon-zel*). The root of *Convallaria polygonatum*, a tonic, mucilaginous and slightly astringent. It was formerly a popular domestic remedy for rheumatism and gout, and is externally employed in contusions. Dose of fld. ext.  $\frac{3}{4}$ -ij. Unof.

**Soluble** (*sol'-u-bl*) [*solubilis*, soluble]. That which may enter into solution. Capable of being dissolved. **S. Albumin**. See *Native Albumin*. **S. Blue**. See *Pigments*, *Conspectus of*. **S. Eosin**. See *Pigments*, *Conspectus of*. **S. Glass**, the silicate of sodium, potassium, or magnesium. A viscid liquid that hard-

ens into a firm varnish when applied to bandages and dressings. **S. Primrose.** Same as *Erythrosin*. **S. Starch** ( $C_6H_{10}O_5$ ). *Amylodextrin*; a substance obtained by heating starch paste to 40° C. on a water-bath and digesting with a small amount of saliva. The solution loses its opalescent appearance and becomes limpid and clear, like water. It is dextrorotatory and does not reduce Fehling's fluid. **S. Stool**, feces of semi-solid consistency.

**Solute** (*so-lut'*) [*solvere*, to set free]. In biology: (a) free; not adhering or adnate; (b) soluble.

**Solutio** (*so-lu'-she-o*) [L.]. A solution.

**Solution** (*so-lu'-shun*) [*solutio*, a solution]. The overcoming of cohesion in the molecules of a solid by means of a liquid menstruum and their diffusion among those of the liquid. The infusion of the molecules of a gaseous or of a liquid substance among those of a liquid; a liquid in which a solid has been dissolved; "a homogeneous mixture exerting an osmotic pressure." **S., Arsenical**, *Liquor potassii arsenitis*. **S., Burnett's**, an aqueous solution of zinc chlorid. **S., Centinormal**, a solution  $\frac{1}{100}$  of the strength of a normal solution. **S. of Contiguity**, the separation of two parts normally in contact. **S. of Continuity**, division of a tissue by traumatism, inflammation, or disease. **S., Decinormal**, a solution  $\frac{1}{10}$  of the strength of a normal solution. **S., Dobell's**, a solution containing 2 drams of borax, 1 of sodium bicarbonate, 45 grains of carbolic acid, 1 oz. of glycerin, and water to make 1 pint. **S., Donovan's**, a solution of the iiodids of arsenic and mercury. **S., Fehling's**, a solution of cupric sulphate, potassium tartrate, and sodium hydrate in water. It is used in testing for sugar. See *Tests, Table of*. **S., Fowler's**. *Liquor potassii arsenitis*. **S., Koppeschaar's**, a decinormal bromin volumetric solution. It is employed to test the strength of carbolic acid. **S., Labarraque's**, a solution of chlorinated soda. **S., Lugol's**, a solution of iodine and potassium iodid in water. **S., Magendie's**, a solution of 16 grains of sulphate of morphin in 1 oz. of water. **S., Mayer's**, decinormal mercuric potassium iodid volumetric solution. **S., Monsel's**, *Liquor ferri subsulphatis*. **S., Normal**, a standard solution containing in each liter an amount of the reagent sufficient to exactly replace or combine with one gram of hydrogen. **S., Normal Saline**, a solution of 75 parts of sodium chlorid in 10,000 of water. **S., Saturated**, a solution in which no more of the molecules of the solid can be diffused through the menstruum. See also *Liquor*. **S., Semi-normal**, a solution having  $\frac{1}{2}$  the strength of a normal solution. **S., Standard**, a solution containing definite quantities of chemicals whose exact reactions are known. **S., Standardized**, one made of standard strength. **S., Vlemingx's**, a solution of quicklime and flowers of sulphur in water. It is useful in seborrhea. **S., Volhard's**, decinormal potassium sulphocyanate volumetric solution. **S., Volumetric**. See *S., Standard*.

**Solutol** (*sol'-u-tol'*) [*solvere*, to dissolve]. An alkaline solution of cresol in sodium cresol. It is prepared by adding cresol to an excess of caustic soda and then adding more cresol. It is used as a disinfectant.

**Solvent** (*sol'-vent*) [*solvere*, to dissolve]. A liquid menstruum for effecting solution or overcoming molecular cohesion. Water is the chief solvent for crystalline substances and salts, alcohol for gums and resins, and ether, chloroform, and benzine for fats.

**Solveol** (*sol'-ve-ol'*). A neutral solution of cresol in sodium cresol; it is disinfectant and makes a clear mixture with water: 0.3 per cent. solutions may be used for asepsis; 0.5 per cent. solutions for antiseptics.

**Solvine** (*sol'-vin*) [*solvere*, to dissolve]. One of a

number of liquids obtained from certain oils, by the action of concentrated sulphuric acid. They are blood-poisons, dissolving the red corpuscles. See *Sulphoricineolic Acid*.

**Soma** (*so'-mah*) [*σῶμα*, the body: *pl.*, *Somata*]. In biology, the body alone, considered without the limbs.

**Somacule** (*so'-mak-ul'*) [*dim.* of *σῶμα*, the body]. Foster's term for a physiologic unit corresponding to, but greatly more complex than, the chemic molecule, any division of which will interfere with its physiologic specificity.

**Somascosis** (*so-mas-se'-sis*). See *Gymnastics*.

**Somatic** (*so-mat'-ik*) [*σωματικός*; *σῶμα*, body]. Pertaining to the body or organism as a whole. **S. Cavity**, the body-cavity or perivisceral cavity. **S. Cells**, undifferentiated body-cells or parenchyma-cells. **S. Death**, the final cessation of all vital activities in the body at large. See *Death*. **S. Mesoderm**, the upper or outer leaf of the mesoderm (*Hautfaserblatt*) separated by the coelomic fissure from the lower or inner leaf. (*Darmfaserblatt*). **S. Musculature**, the muscles of the outer wall of the body-cavity or somatopleure, as distinguished from those of the splanchnopleure, the splanchnic musculature.

**Somatoblast** (*so-mat'-o-blast*) [*σῶμα*, body; *βλαστός*, a germ]. Any plastidule from which cell-material (in contradistinction to nuclear material) is built up or developed.

**Somatocyst** (*so-mat'-o-sist*) [*σῶμα*, the body; *κύστις*, bladder]. In biology, a pneumatophore formed by inflation of the stem or body, as in some *Siphonophora* (*Physalia*).

**Somatodidymus** (*so-mat-o-did'-im-us*) [*σῶμα*, body; *δίδυμος*, twin]. A double monster having the trunks united.

**Somato-etiological** (*so-mat'-o-e-te-o-loj'-ik*) [*σῶμα*, body; *αἰτία*, cause; *λόγος*, science]. Relating to some mental disturbance caused by physical disease.

**Somatogenic** (*so-mat-o-jen'-ik*) [*σῶμα*, the body; *γενής*, produced]. Pertaining to somatogeny.

**Somatogeny** (*so-mat-oi'-en-e*) [*σῶμα*, body; *γεννᾶν*, to produce]. The acquirement of bodily characters, especially the acquirement of characters due to the environment.

**Somatologic** (*so-mat-o-loj'-ik*) [*σῶμα*, body; *λόγος*, science]. Pertaining to somatology.

**Somatology** (*so-mat-ol'-o-je*) [*σῶμα*, body; *λόγος*, science]. The study of anatomy and physiology, or of organized bodies; biology, apart from psychology.

**Somatome** (*so'-mat-ōm*) [*σῶμα*, body; *τομή*, section]. In biology, a transverse segment of an organized body; a somite or metamere, actual or ideal. Goodsir's term for one of the primitive segments of a vertebrate; "primitive vertebra" (*Urwirbel*). Cf. *Metasomatomes*.

**Somatomegaly** (*so-mat-o-meg'-al-e*) [*σῶμα*, body; *μεγάλη*, large]. Gigantism.

**Somatonic** (*so-mat-oni'-ik*) [*σῶμα*, body; *ταμῆν*, to cut]. Pertaining to a somatome.

**Somatopagus** (*so-mat-o-pa'-gus*) [*σῶμα*, body; *πάγος*, fixed]. A double monstrosity having two trunks.

**Somatoplasm** (*so'-mat-o-plazm*) [*σῶμα*, the body; *πλάσμα*, anything formed]. In biology, the protoplasm of the body-cells; Weismann's term for that form of living matter which composes the mass of the body, and which is the subject of death, as distinguished from germ-plasm, which composes the reproductive cells and is possessed of potential immortality. See *Heredity*.

**Somatopleura** (*so-mat-o-plu'-rah*) [*σῶμα*, the body; *πλευρά*, the side: *pl.*, *Somatopleura*]. In biology, the body-wall, composed of the somatic mesoderm and the ectoderm.



**Somatopleural** (*so-mat-o-plu'-ral*) [*σώμα*, body; *πλευρά*, side]. Pertaining to a somatopleura.

**Somatopleure** (*so'-mat-o-plūr*). Same as *Somatopleura*.

**Somatopleuric** (*so-mat-o-plu'-rik*). Same as *Somatopleural*.

**Somatose** (*so'-mat-ōz*) [*σώμα*, body]. A proprietary albumose food-product.

**Somatotomy** (*so-mat-o-tō'-o-mē*) [*σώμα*, body; *τομή*, section]. Anatomy; dissection.

**Somatotridymus** (*so-mat-o-trid'-im-us*) [*σώμα*, body; *τρίδυμος*, triple]. A monster with three trunks or bodies.

**Somatotropic** (*so-mat-o-trop'-ik*) [*σώμα*, body; *τρέπειν*, to turn]. In biology, exhibiting somatotropism.

**Somatotropism** (*so-mat-o-tro-pizm*) [*σώμα*, the body; *τρέπειν*, to turn]. In biology, the influence of the attraction of gravitation on growing organs in plants.

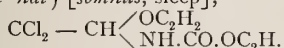
**Sombrerite** (*som-bra'-rit*) [Sp., *sombrero*, a sounding-board]. An impure calcium phosphate, a source of phosphorus, found in West Indian guano.

**Somital** (*so'-mit-al*). Same as *Somitic*.

**Somite** (*so'-mit*) [*σώμα*, the body]. In biology, one of the segments, arthromeres, diarthromeres, or metameres of an articulated organism.

**Somitic** (*so-mit'-ik*) [*σώμα*, the body]. In biology, resembling or pertaining to a somite.

**Somnal** (*som'-nal*) [*somnus*, sleep],



A hypnotic formed by the union of chloral, alcohol and urethan. It acts like chloral, but is more pleasant. Dose  $\frac{1}{2}$  to  $\frac{1}{4}$  grain.

**Somnambulism** (*som-nam'-bu-lizm*) [*somnus*, sleep; *ambulare*, to walk]. The condition of half-sleep, in which the senses are but partially suspended; also termed sleep-walking. Also, the type of hypnotic sleep, in which the subject is possessed of all his senses, often having the appearance of one awake, but whose will and consciousness are under the control of the operator. Charcot calls this simply **somnambulism**, which constitutes the third type of the hypnotic state. The second he calls **cataplexy**, produced by the gong suddenly sounded or the electric light suddenly brought before the subject's eyes; the eyes are wide open and the muscles acquire the curious waxy condition designated as *flexibilitas cerea*. The subject seems to have no mental communication with the outside world. This latter characteristic also distinguishes **lethargy**, or the first type of the hypnotic state, in which there is unconsciousness, irresponsiveness of the senses to stimulation, and a fixed position of certain muscles. See, also, *Hypnotism*.

**Somniation** (*som-ne-a'-shun*) [*somniatio*]. Dreaming.

**Somnifacient** (*som-nif-a'-se-ent*) [*somnus*, sleep; *facere*, to make]. 1. Narcotic or soporific. 2. A medicine producing sleep; a hypnotic.

**Somniferin** (*som-nif'-er-in*) [*somnus*, sleep; *ferre*, to bear]. 1. A morphin-ether discovered by Bombelon, said to be stronger than morphin, and without bad effects or influence upon the heart. 2. An alkaloid derived from *Withania somnifera*, a solanaceous plant of Asia and the Mediterranean region. It is said to be narcotic. Unof.

**Somniferous, Somnific** (*som-nif'-er-us*, *som-nif'-ik*) [*somnus*, sleep; *ferre*]. Producing sleep.

**Somnific** (*som-nif'-ik*) [*somnus*, sleep]. Causing sleep.

**Somnifugous** (*som-nif'-u-gus*) [*somnus*, sleep; *fugere*, to flee]. Driving away sleep.

**Somniloquence, Somniloquism, Somniloquy** (*som-nil'-o-kwens*, *som-nil'-o-kwizm*, *som-nil'-o-kwe*) [*som-*

*nus*, sleep; *loqui*, to talk]. The act of talking in one's sleep.

**Somnium** (*som'-ne-um*). See *Dream*.

**Somnolence** (*som'-no-lens*) [*somnolentia*; *somnus*, sleep]. A condition of drowsiness or sleep.

**Somnolent** (*som'-no-lent*) [*somnolentus*]. Inclined to sleep.

**Somnolentia** (*som-no-len'-she-ah*) [L.]. *Sleep-drunkenness*; a condition of incomplete sleep in which a part of the faculties are abnormally excited, while the others are in repose.

**Somnovigil** (*som-no-vij'-il*). See *Coma-vigil*.

**Somnus** (*som'-nus*). See *Hypnosis*.

**Sonde** (*sond*) [Fr.]. See *Sound*.

**Sonitus** (*son'-it-us*). See *Tinnitus*.

**Sonometer** (*so-nom'-et-er*) [*sonus*, a sound; *μετρον*, a measure]. An instrument for determining the pitch of a sound, and also for determining its relation to a chord.

**Sonora** (*so-no'-rah*). Gum. The gum of the creasote plant, *Larrea mexicana*.

**Sonorous** (*so-no'-rus*) [*sonus*, sound]. Ringing; capable of producing a musical sound.

**Sonstadt's Solution**. A solution used to test the specific gravity of gems. It consists of 3720 grains of red iodid of mercury and 2830 grains of iodid of potassium in 15½ drams of distilled water.

**Sonus** (*so'-nus*). See *Sound*.

**Soor** (*Sör*) [G.]. See *Thrush*.

**Soot** [ME., *soot*, soot]. A complex carbon deposit of wood-smoke; an old-time remedy in certain diseases. **S.-cancer**. See *Chimney-sweeps' Cancer*.

**Sophistication** (*so-fis-tik-a'-shun*) [σοφιστικός, deceitful]. The adulteration or imitation of a substance.

**Sophomania** (*so-f-o-ma'-ne-ah*) [σοφός, wise; *μανία*, madness]. Insanity in which the patient believes himself to excel in wisdom.

**Sophora** (*so-fo'-rah*) [Arab.]. A genus of leguminous trees, shrubs, and herbs, mostly growing in warm regions. **S. sericea** (see *Loco*) is a poisonous plant of the U. S.; its seeds contain sophorin. **S. speciosa**, a tree of Texas, also yields sophorin.

**Sophorin** (*so-fo'-rin*) [Arab.]. A paralyzant, poisonous alkaloid which exists in the seeds of some species of *Sophora*.

**Sophronistæ dentes** (*sof-ro-nis'-te den'-lēs*). Wisdom-teeth, or dentes sapientiae.

**Sopient** (*so'-pe-ent*) [*sopor*, sleep]. Sedative, soporific.

**Sopor** (*so'-por*) [L.]. Sleep, especially the profound sleep symptomatic of a morbid condition.

**Soporifacient** (*so-por-if-a'-se-ent*) [*sopor*, sleep; *facere*, to make]. A drug producing sleep; a hypnotic.

**Soporiferous** (*so-por-if'-er-us*) [*sopor*, sleep; *ferre*, to bear]. Producing or causing sleep.

**Soporific** (*so-por-if'-ik*) [*sopor*, sleep; *facere*, to make]. 1. Narcotic; inducing sleep. 2. A medicine or agent which induces sleep; a hypnotic.

**Soporose, Soporous** (*so'-por-ōz*, *so'-por-us*) [*sopor*, sleep]. Sleepy; partaking of the nature of sound sleep.

**Sora** (*so'-rah*). Synonym of *Urticaria*.

**Sorbefacient** (*sor-be-fu'-se-ent*) [*sorbere*, to suck; *facere*, to make]. 1. Promoting absorption. 2. A medicine or agent that induces absorption.

**Sorbic** (*sor'-bik*) [*sorbus*, the sorb-tree]. Pertaining to or derived from the mountain ash. **S. Acid**. See *Acid*.

**Sorbin** (*sor'-bin*). See *Sorbinose*.

**Sorbinose** (*sor'-bin-ōz*) [*sorbus*, the sorb-tree],  $\text{C}_6\text{H}_{12}\text{O}_6$ . *Sorbin*, a ketone alcohol, found in mountain-ash berries, and consisting of large crystals, which possess a very sweet taste. It reduces alkaline copper-solutions,

- but is incapable of fermentation under the influence of yeast. See *Carbohydrates*, *Table of*.
- Sorbite** (*sor'-bit*) [*sorbus*, the sorb-tree],  $C_6H_{14}O_6 + H_2O$ . A hexahydric alcohol occurring in mountain-ash berries, forming small crystals which dissolve readily in water. They melt at  $110^\circ C$ . Sorbite corresponds, in all probability, to grape-sugar.
- Sorbose** (*sor'-boz*). Same as *Sorbinose*.
- Sordes** (*sor'-dez*) [*sordere*, to be foul]. Filth. Pus or suppuration. Also, any filthy or morbid secretion or deposition, especially the crusts that accumulate on the teeth and lips in low fevers. **S. aurium**, cerumen. **S. capitis**. See *Scabies capitis*. **S. Dental**, the collection of matter found upon the teeth in some diseases.
- Sordid** (*sor'-did*) [*sordere*, to be dirty]. In biology, dull or dirty in hue.
- Sore** (*sor*) [ME., *sore*, *sore*]. 1. Any ulcer, chafe, or wound; a sensitive, inflamed spot. 2. Painful. **S., Bed-**. See *Bed-sore*. **S.-eyed**, affected with ophthalmia or blepharitis. **S., Fungating**, a soft chancre with abundant granulations. **S., Hard**. Synonym of *Chancre*. **S.-heels**. See *Horse-pox*. **S., Hunterian**, a true or hard chancre. **S., Indurated**, **S., Infecting**. Synonyms of *Chancre*. **S.-mouth**, stomatitis. **S.-mouth, Nursing**, that produced by nursing. **S., Oriental**, a general term for any one of a number of suppurative sores of the Orient. **S., Soft**, a chancroid. **S.-throat**, a popular name embracing almost every inflammation or morbid affection of the throat. **S.-throat, Clergymen's**, chronic follicular pharyngitis. **S.-throat, Gouty**, a pharyngitis due to gout. **S.-throat, Hospital**, chronic pharyngitis. **S.-throat, Malignant**, **S.-throat, Putrid**, pharyngitis attended with ulceration. **S.-throat, Rheumatic**, pharyngitis due to rheumatism. **S.-throat, Ulcerated**, pharyngitis attended with ulceration. **S., Veneral**, a chancroid.
- Sorediate** (*so-re'-de-at*) [*σωρός*, a heap]. In biology, bearing soredia.
- Sorediferous** (*so-re-dif'-er-us*) [*σωρός*, a heap; *ferre*, to bear]. In biology, bearing soredia.
- Soredium** (*so-re'-de-um*) [*σωρός*, a heap; *ιδιον*, a dim. suffix: *pl.*, *Soredia*]. In biology, one or more algal cells wrapped in hyphæ and discharged from the fronds of lichens, serving the purposes of vegetative propagation.
- Sorghum** (*sor'-gum*) [*sorgum*, sorghum]. A variety of sugar-cane, *S. saccharatum*, of the family *Graminaceæ*. Also a syrup made from the expressed inspissated juice of the same.
- Soroche** (*so-ro'-ke*) [Sp.]. Mountain sickness.
- Sorophore** (*so'-ro-för*) [*σωρός*, a heap; *φορος*, bear]. In biology, the cushion lying along the ventral edge of the sporocarp of *Marsilea*, which at germination becomes detached at one end, and exposed in the form of a cord, bearing the sori in two rows.
- Sororiation** (*sor-or-e-a'-shun*) [*soror*, a sister]. The development which takes place in the female breasts at puberty.
- Sorose** (*so'-röz*) [*σωρός*, a heap]. In biology, bearing a *sorus* or a *soros*.
- Sorosis** (*so-ro'-sis*) [*σωρός*, a heap]. In biology, a fruit like that of the mulberry, which consists of a collection of small, fleshy fruits, the product of a compact flower-cluster.
- Sorrel** (*sor'-el*) [ME., *sorel*, *sorrel*]. See *Sheep-sorrel*. **S.-tree**. See *Sourwood*.
- Sorts** (*sorts*) [ME., *sort*, *sort*]. In the drug-trade, refuse or culls; the poorest grade of any drug.
- Sorus** (*so'-rus*) [*σωρός*, a heap: *pl.*, *Sori*]. The name applied to the fruit-dot or collection of sporangia of the ferns.
- Sosibious** (*so-sib'-e-us*) [*σώζειν*, to save; *βίος*, life]. Able to preserve life.
- Soteriology** (*so-te-re-ol'-o-je*). Synonym of *Hygiene*.
- Soudan Brown**. See *Pigments*, *Conspectus of*. **S. Red**. Same as *Naphthalin-red*.
- Souffle** (*soo'-fl*) [Fr.]. A blowing sound. See *Murmur*. **S., Cardiac**. See *Heart-murmur*. **S., Fetal**, an inconstant murmur heard during pregnancy, and supposed to be due to the compression of the umbilical cord. **S., Funic** or **Funicular**, a hissing sound, synchronous with the fetal heart-sounds, heard over the abdomen of a pregnant woman. **S., Splenic**, a sound said to be audible over the spleen in cases of malaria, leukemia and biliary calculus. **S., Umbilical**. See *S., Funic*. **S., Uterine**, the proper term for what was formerly called the *Placental Souffle*, a sound heard in the latter months of pregnancy, and caused by the entrance of blood into the dilated arteries of the uterus.
- Soul** (*söl*) [ME., *soule*, *soul*]. The moral and emotional part of man's nature. **S.-blindness**. See *Blindness*, *Psychic*, and *Apraxia*. **S., Spinal**, a supposititious consciousness present in the spinal cord.
- Sound** (*sound*) [ME., *sovende*, *sound*]. The sensation produced upon the auditory nerve by aerial vibrations. See *Hearing*. Also, an instrument for insertion into the bladder to test for calculus. **S., Anasarcous**, a moist bubbling sometimes heard on auscultation when the skin is edematous. **S., Bandbox**, the resonant percussion-note sometimes heard in emphysema. **S., Bellocq's**. See *Bellocq's cannula*. **S., Bellows**, an endocardial murmur which sounds like a bellows. See *Bellows*. **S., Blowing**, a blowing murmur. **S., Bottle**. See *Amphoric Murmur*. **S., Bronchial**, the large, harsh sound of bronchial respiration. **Ss., Cardiac**. See *S., Heart*. **S., Cracked-pot**, a form of tympanitic resonance indicative of a cavity. **S., Esophageal**, a long flexible sound for examination of the esophagus. **Ss., Fetal Heart-**, the sounds produced by the beating of the fetal heart, best heard near the umbilicus of the mother. **S., Flapping**, the clap made by the closure of the cardiac valves. **Ss., Friction-**, the sounds produced by the rubbing of one rough surface upon another. **S., Funicular Bellows**. See *Souffle*. **Ss., Heart-**, the two sounds heard over the cardiac area. The first, dull and prolonged, is said to sound like *hubb*, and is isochronous with the systole of the ventricles. The second, sharp and short, is said to sound like *dup*, and is isochronous with the closure of the semilunar valves. **S., Hollow**. See *Amphoric Percussion*. **S., Kettle-singing**, a chest-sound sometimes heard in incipient pulmonary tuberculosis. It resembles water boiling in a kettle. **S., Lacrymal**, a fine sound for exploring or dilating the lacrymal canal. **S., Metallic Heart-**. See *Metallic Murmur*. **S., Metamorphosing Breath-**, a sound due to the passage of air through a narrow opening into and out of a pulmonary cavity. **S., Muscle-**, the sound heard through the stethoscope when placed over a muscle in the state of contraction; *sussurus*. **S., Osseous**, a high-pitched intense auscultatory sound having a slightly metallic timbre. **S., Pulmonary**, the respiratory murmur. **S., Respiratory**, respiratory murmur. **S., Sawing**, a cardiac murmur resembling the sound produced by sawing. **S.-shadow**, the interference with a sound-wave caused by an object being placed between the ear and the source of sound. **S., Subjective**. See *Phonism*. **S., To-and-fro**, the friction-sound of pericarditis and pleuritis. **S., Tubular**, the sound of tracheal respiration. **S., Urethral**, an elongated steel instrument, usually slightly conical, for examination and



dilatation of the urethra. **S., Uterine**, a graduated probe for measurement of the uterine cavity.

**Sour** (*sowr*) [ME., *sour*, sour]. Having an acid taste; fermented. **S. Dough**. See *Leaven*. **S.-wood**, sorrel-tree; the leaves of *Oxydendron arboreum*; they are tonic, refrigerant and diuretic, and of reputed value in dropsy. Dose of the fld. ext. ℞xxx-ʒij. Unof.

**Souring** (*sowr'-ing*) [ME., *sour*, sour]. A disease of wine due to the conversion of the alcohol into acetic acid. It is caused by the formation in the wine of the vinegar plant.

**Southern** (*suth'-ern*) [ME., *southerne*, southern]. Pertaining to the south. **S. Vanilla**. See *Liatris odoratissima*. **S.-wood**. See *Artemisia*.

**Southey's Drainage-tubes**. Small tubes employed for draining away the fluid from limbs that are the seat of extensive anasarca. It is said that large amounts of fluid can thus be drained away in a comparatively short time, and that there is but slight risk of erysipelas or other inflammatory process being set up around the puncture.

**Soy Bean, or Soya Bean** (*soi'* or *soi'-yah*) [Jap.]. A kind of bean, the seed of *Glycine soja* (also referred to as *Soja hispida* and *Dolichos sinensis*), a plant of Japan and China and India. Diabetic bread, biscuits, and cakes are prepared from its flour, which contains no starch. The sauce called *soyis* also made from this bean.

**Soyka's Plates**. Dishes employed in the cultivation of bacteria. They are similar to Petri's capsules, but differ from them in having from eight to ten depressions ground in the lower plate, which resemble the "wells" in hollow slides.

**Sozal** (*so'-zal*) [σοςζειν, to protect]. An astringent organic salt of aluminum, used as an antiseptic.

**Sozin** (*so'-zin*) [σώζειν, save, keep]. In biology, a defensive proteid which occurs naturally in a normal animal; one of the two provisional classes into which Hankin divides *Alexins* or defensive proteids. See *Proteids*, *Defensive*, and *Toxosoizin*.

**Sozodont** (*so'-zo-dont*) [σοςζειν, to protect; ὀδους, tooth]. A dentifrice supposed to be prepared mainly of Castile soap and alcohol.

**Sozoiodol** (*so-zo-i'-o-dol*) [σώζειν, to save; ιωδης, like a violet],  $C_6H_2(HSO_3)_2.OH$ . A combination of sulphur, iodine, and carbolic acid. It is useful as an antiseptic.

**Sozolic Acid** (*so-zo'-lik*). See *Aseptol*.

**Space** (*spās*) [ME., *space*, space; *spatium*, space]. A name given for purposes of description to sundry enclosed or semi-enclosed places within or about the body. **S., Anterior Perforated**, a triangular space at the mesal side of the Sylvian fissure. **S., Arachnoid**. See *S., Subarachnoid*, and *S., Subdural*. **S., Axillary**, the axilla. **S., Bregmatic**, the anterior fontanel. **S., Circumventricular**, the interspace between the ciliary body and the equator of the lens. **Ss., Circumvascular Lymph-**, channels surrounding the blood-vessels and communicating with lymphatic vessels. **S., Corneal**, that between the corneal layers. **S., Douglas's**. See *Douglas's Pouch*. **S., Epidural (of the spinal canal)**, a lymph-space between the spinal dura and the periosteum lining the canal. **S.-feelings**, Hering's term for the perceptions or inferences of space-relations resulting from the retinal image. **S. of Fontana**, one of the intercommunicating cavities in the spongy tissue occupying the angle between the cornea and the iris. **S., Haversian or Medullary**, in the cancellous tissue of bone. **S. of His**. See *S., Circumvascular Lymph-*. **Ss., Intercellular**, cavities formed by the splitting or separation of the walls of adjoining cells. **S., Intercostal**, the space between two

contiguous ribs. **S., Intercrural**. See *S., Interpeduncular*. **Ss., Interfascicular**, spaces between the bundles in fibrous tissue. **S., Interglobular**, an apparent, irregular space in the interglobular substance of the dentine. **S., Intermesoblastic**, the cavity between the visceral and parietal laminæ of the mesoblastic plates of the embryo. **Ss., Intermetatarsal**, spaces between the metatarsal bones. **S., Interosseous**, the space between two parallel bones. **S., Interparietal**. See *S., Virchow-Robin*. **S., Interpeduncular**, a diamond-shaped depression at the base of the brain, lying between the optic tracts and the crura cerebri. **S., Intertunical**. See *S., Virchow-Robin*. **S., Intervaginal (of the optic nerve)**. See *S., Subvaginal*. **S., Investing**. See *Lymph-sinus*. **S., Ischio-rectal**. See *Ischio-rectal Fossa*. **S., Lacunar**. See *Lacuna*. **S., Lymph**, a sinus or space through which lymph passes. **S., Marrow**. See *Medullary Cavity*. **S., Mediastinal**, the cavum mediastinum. **S., Pelvirectal**, the same as the *Ischio-rectal Fossa*, *q. v.* **Ss., Pericellular**, lymph-spaces in the brain. **S., Perichoroidal**, a lymph-space between the sclera and the choroid. **S., Perigastric**, the cavity surrounding the stomach and other viscera. **Ss., Perineurial**, lymph-spaces between the lamellæ of the perineurium. **S., Perivascular**. See *S., Circumvascular Lymph-*. **S., Perivitelline**. See *S., Yolk*. **Ss., Placental Blood-**, the intervillous lacunæ of the placenta. **Ss., Pleuro-peritoneal**. See *S., Intermesoblastic*. **S., Poiseuille's**. See *S., Lymph-*. **S., Popliteal**, a lozenge-shaped space at the back of the knee and thigh. **S., Posterior Perforated**, the depression just behind the albicantia at the base of the brain. **S., Posterior Triangular**, the space lying above the clavicle and between the sterno-cleido-mastoid and the trapezius muscle and the occiput. **S., Prevesical**, a space lying immediately above the pubis and between the transversalis fascia and the posterior surface of the rectus abdominis. **S., Retroperitoneal**, the space lying behind the peritoneum, but in front of the spinal column and the lumbar muscles. **S., Semilunar, of Traube**. See *Semilunar*. **S.-sense**, the faculty by which the form of objects is recognized. **S., Subarachnoid**, the space between the arachnoid and the pia proper. It contains the cerebrospinal fluid. **S., Subdural**, the space between the dura and the arachnoid. Normally it contains only a capillary layer of fluid. **S., Subvaginal**, a lymph-space within the sheath of the optic nerve. **S. of Tenon**, a lymph-space between the sclera and the fascia of Tenon. **S., Traube's**, a semilunar tympanic space overlying the stomach. See *Semilunar*. **S., Utero-rectal**. See *Douglas's Pouch*. **S., Utero-vesical**, the utero-vesical fossa. **S., Virchow-Robin**, an adventitious lymph-space found between the coats of the cerebral capillaries. **S., Visual**, the visual field. **S., Yolk**, the space formed by the retraction of the vitellus from the zona pellucida.

**Spadiceous** (*spa-dish'-us*) [σπάδιξ, a palm branch]. In biology, bearing a spadix.

**Spadicose** (*spa'-dik-ōs*) [σκάδιξ, a palm branch]. In biology, spadiceous.

**Spadix** (*spa'-diks*) [σπάδιξ, a palm branch: *pl.*, *Spadices*]. In biology, a fleshy spike, commonly enveloped in a spathe.

**Spaeth and Braun, Iodoform-bacillus of**. A medicated bacillus for use in puerperal fever. It consists of iodoform 20 grams, gum arabic, glycerin, and pure starch each 2 grams, made into three suppositories. One is introduced into the uterine cavity.

**Spagiric** (*spaj-ir'-ik*) [σπάειν, to stretch or rend;

- ἀγείρειν, to collect]. Pertaining to the obsolete chemic, or Paracelsian, school of medicine.
- Spagirism** (*spaʒ'-e-rizm*) [σπάειν, to stretch; ἀγείρειν, to collect]. The Paracelsian, or spagiric school, or doctrine, of medicine.
- Spagirist** (*spaʒ'-e-rist*) [σπάειν, to stretch; ἀγείρειν, to collect]. A Paracelsian; a physician of the obsolete alchemistic school.
- Spamenorrhea** (*spa-men-or-e'-ah*) [σπάνις, scarcity; μῆν, month; ῥοία, flow]. Scantiness of menstruation.
- Span** (*span*) [σπᾶν, draw out; spatium, space, extension]. The distance between the tip of the thumb and the little finger outstretched.
- Spanemia, Spanæmia** (*span-e'-me-ah*). See *Anemia*.
- Spanemic, Spanæmic** (*span-e'-mik*). See *Anemic*.
- Spanipelagic** (*span-ip-el-aj'-ik*) [σπανός, scarce, rare; πελαγικός, pertaining to the open sea]. In biology, applied to such marine organisms as only rarely come to the surface, living mostly in the ocean-depths. Cf. *Plankton*.
- Spanish** (*span'-ish*) [ME., *Spainisc*, Spanish]. Pertaining to Spain. **S. Black**. See *Pigments, Conspectus of*. **S. Brown**. See *Pigments, Conspectus of*. **S. Catarrh**. Synonym of *Influenza*. **S. Fly**. See *Cantharis*. **S. Needle**. See *Bidens*. **S. Red**. Same as *Venetian Red*. **S. White**. Same as *Bismuth White*. **S. Windlass**. See *Garrot*.
- Spanopogon** (*span-o-pō'-gōn*) [σπάνις, scarcity; πῶγων, the beard]. A man having little or no beard.
- Sparadrap** (*spar'-a-drap*) [*sparadrapum*; pl., *Sparadrapa*]. A waxed cloth; also a plaster, spread upon cotton, linen, silk, leather, paper, or the like.
- Sparagmatodes** (*spar-ag-mat-o'-dēs*) [σπάραγμα, a piece torn off; εἶδος, like]. Afflicted with convulsions or cramps.
- Sparagmos** (*spar-ag'-mos*) [σπαραγμός, a tearing]. A cramp; a choking sensation.
- Sparagmus** (*spar-ag'-mus*) [σπαραμός, a tearing; pl., *Sparagmi*]. A severe convulsion; a laceration, or tearing.
- Sparallium** (*spar-all'-e-um*) [L.]. An old name for a vaginal clyster.
- Spare** (*spār*) [AS., *spær*, sparing]. Lean; thin.
- Sparganosis** (*spar-gan-o'-sis*) [σπαργάνωσις, a swathing; pl., *Sparganosis*]. Same as *Spargosis*.
- Spargosis** (*spar-go'-sis*) [σπάργωσις; σπυργίειν, to be distended]. A term loosely applied to enlargement of the breasts; distention of a secretory organ; the swathing of a child's head in cloth; elephantiasis, *q. v.*
- Sparteine** (*spar-te'-in*) [σπάρτον, Spanish broom], C<sub>15</sub>H<sub>26</sub>N<sub>2</sub>. A volatile liquid alkaloid not containing oxygen. It occurs in *Sarothamnus scoparius* (see *Scoparius*), and is a colorless, thick oil, boiling at 311° C. It is narcotic. It stimulates the action of the vagus, and acts more quickly than digitalis, but not as powerfully. It is an uncertain diuretic and cardiac tonic, but is often efficacious when digitalis fails. Dose gr.  $\frac{1}{3}$ — $\frac{1}{2}$ .
- Spartium** (*spar'-te-um*) [σπάρτον, Spanish broom]. A genus of leguminous plants. **S. juncum**, Spanish broom, a leguminous Old-world shrub. In small doses its seeds are diuretic and tonic; in larger doses, cathartic and emetic.
- Spasm** (*spazm*) [σπασμός, a convulsion]. Convulsive muscular contraction, local or general, voluntary or involuntary. **S.**, Bell's, convulsive facial tic. **S.**, Bronchial, asthma. **S.**, Clonic, alternate muscular contraction and relaxation. **S.**, Cynic. See *Spasmus cynicus*. **S.**, Drivers', one of the so-called professional neuroses. It consists of cramp-like pains in the arms of drivers upon taking the reins in the hands. **S.**, Facial, a peculiar clonic contraction of the muscles supplied by the facial nerve, at times confined to the muscles surrounding the eye, or else involving one entire side of the face. It is usually reflex in origin, and due to carious teeth or other local irritation. **S.**, Fixed, permanent or continuous tetanic rigidity of one or more muscles. **S.** of the Glottis. See *Laryngismus stridulus*. **S.**, Habit-, half-voluntary spasmodic movements, the result of habit, sometimes called *Habit-chorea*. **S.**, Histrionic, a condition in which local involuntary twitchings of the face, acquired in childhood, persist during adult life, and are increased by emotional causes. **S.**, Inspiratory, a spasmodic contraction of nearly all the inspiratory muscles. **S.**, Lingual. See *Aphthongia*. **S.**, Mobile, slow, irregular movements depending upon hemiplegia. **S.**, Perineal. See *Vaginodynia*. **S.**, Phonetic (of the glottis), spastic aphonia consisting of a spasm of the glottis, with elevation, resulting in interference with respiration. **S.**, Salaam, clonic spasm of the muscles of the leg, causing jumping movements. **S.**, Sewing, an affection of tailors, seamstresses, and shoemakers, in which clonic and tonic spasms attack the muscles of the hands on attempting to use them in the regular work. **S.**, Smiths', a spasm that occurs in those engaged in pen-blade manufacturing, saw-straightening, razor-blade striking, scissors-making, file-forging, etc. It consists in spasmodic movements of the arm used, and finally paralysis. See *Hemiplegia*, *Hephestic*. **S.**, Spinal Accessory. See *Tic rotatoire*. **S.**, Syncronic, tremulous agitation. **S.**, Tonic, persisting rigidity of contraction. See, also, *Carpopedal*, *Histrionic*, *Nictitating*, *Nodding*, *Saltatorial*, *Tetanic*, etc. **S.**, Winking. See *Spasmus nictitans*. **S.**, Writers', writers' cramp, *q. v.*
- Spasmodic** (*spaz-mat'-ik*) [σπασμός, spasm]. Pertaining to spasm; also, one in convulsions.
- Spasmi** (*spaz'-mī*) [pl., *Spasmus*]. Spasms.
- Spasmo-** (*spaz'-mo-*) [σπασμός, spasm]. A prefix to denote connection with, or relation to, spasm.
- Spasmodermia** (*spaz-mo-der'-me-ah*) [σπασμός, spasm; δέρμα, skin]. A spasmodic skin-affection.
- Spasmodic** (*spaz-mod'-ik*) [σπασμώδης]. Pertaining to, or characterized by, convulsion or a spasm. **S.** Cholera. Synonym of *Cholera morbus*. **S.** Colic. See *Cramp Colic*. **S.** Croup. See *Laryngismus stridulus*. **S.** Dorsal Tabes. See *Charcot's Disease*. **S.** Dysmenorrhea. Same as *Dysmenorrhea*, *Idiopathic*. **S.** Neurosis. See *Neurosis*. **S.** Spinal Paralysis. See *Lateral Sclerosis*, *Primary*. **S.** Tabes dorsalis. See *Paraplegia*, *Infantile Spasmodic* and *Lateral Sclerosis*, *Primary*. **S.** Theory of Inflammation. See *Theory*. **S.** Torticollis. See *Tic rotatoire*.
- Spasmodyspnea** (*spaz'-mō-disp-ne-ah*) [σπασμός, spasm; dyspnea]. Spasmodic difficulty of breathing.
- Spasmodipopyria** (*spaz-mo-lip-op-i'-re-ah*) [σπασμός, spasm; λειπειν, to leave; πυρ, fever]. A disease in which death takes place from convulsions, there being no fever present. It is supposed to be a form of yellow fever.
- Spasmodic** (*spaz-mo-loj'-ik*) [σπασμός, spasm; λόγος, science]. Pertaining to spasmodology.
- Spasmodology** (*spaz-mol'-o-je*) [σπασμός, spasm; λόγος, a treatise]. The sum of scientific knowledge of the nature and causes of convulsions.
- Spasmodygmus** (*spaz-mo-lig'-mus*). See *Hiccough*.
- Spasmophilia** (*spaz-mo-fil'-e-ah*) [σπασμός, spasm; φιλέειν, to love]. A morbid ease or tendency of being thrown into spasms.
- Spasmorthopnea** (*spaz-mor-thop-ne'-ah*) [σπασμός, spasm; ὀρθός, straight; πνεῖν, to breathe]. Spasmodic orthopnea.
- Spasмотoxin** (*spaz-mo-tox'-in*) [σπασμός, spasm; τοξικόν, poison]. A ptomain-base of composition yet



undetermined, obtained by Brieger from cultures of the tetanus-germ, together with other unnamed toxins, one of which induced complete tetanus, with salivation and lacrymation. Spasmodoxin induces in animals violent clonic and tonic convulsions. See *Ptomains*, *Table of*.

**Spasmotracheocynanche** (*spaʒ'-mo-tra'-ke-o-sin-ang'-ke*). Synonym of *Asthma*.

**Spasmodic** (*spaʒ'-mus*) [*σπασμικός*, spasm]. Having the nature of a spasm.

**Spasmus** (*spaʒ'-mus*) [*σπασμός*, spasm]. A spasm. **S. bronchialis**. Synonym of *Bronchial Asthma*. **S. cynicus**, spasmodic contraction of muscles on both sides of the mouth, giving a grinning expression. **S. intestinorum**. Synonym of *Enteralgia*. **S. muscularis**. Synonym of *Cramp*. **S. nictitans**, spasmodic action of the orbicularis palpebrarum muscle, causing a winking-like movement of the lid. **S. nutans**, salamm convulsions, nodding spasm. **S. oculi**. Synonym of *Nystagmus*. **S. ventriculi**. Synonym of *Enteralgia* and of *Gastrodynia*.

**Spastic** (*spas'-tik*) [*σπαστικός*; *σπάειν*, to draw]. Pertaining to or characterized by spasms. Drawn out of shape or contracted by disease; applied especially to a muscle. **S. Anemia**, anemia with abnormal smallness of the arteries. **S. Diplegia**. See *Paraplegia*, *Infantile Spasmodic*. **S. Paralysis**. See *Paralysis*.

**Spasticity** (*spas-tis'-it-e*) [*σπαστικός*; *σπάειν*, to draw]. The quality of being spastic; the state of, or tending toward, spasm.

**Spatha** (*spa'-thah*) [*σπάθη*, a broad, flat blade: *pl.*, *Spathæ*]. Same as *Spathæ*.

**Spathaceous** (*spa'-tha'-se-us*) [*σπάθη*, a broad, flat blade]. Furnished with a spathe, or resembling a spathe.

**Spathal** (*spa'-thal*) [*σπάθη*, a broad, flat blade]. In biology, inclosed in or furnished with a spathe.

**Spathe** (*spath*) [*σπάθη*, a broad, flat blade]. In biology, a peculiar bract, often large and colored, which subtends or encloses a spadix.

**Spathed** (*spathd*). Same as *Spathaceous*.

**Spathella** (*spa-thel'-ah*) [*σπάθη*, a blade]. In biology, (a) one of the glumes of a grass; (b) see *Spathilla*.

**Spathilla** (*spa-thil'-ah*) [dim. of *spatha*, a spathe]. In biology, a diminutive spathe. In the palms spathillæ surround separate parts of the inflorescence.

**Spatile** (*spat-il'-e*) [*σπατίλη*]. Loose liquid feces.

**Spatium** (*spa'-she-um*). See *Space*.

**Spatula** (*spa't-u-lah*). A flexible steel blade used for spreading ointments, dispensing medicines, and other purposes in the manipulation of medicines. **S.**, **Tongue**, a tongue-depressor.

**Spatular** (*spa't-u-lar*) [*spatula*, a spatula]. Like a spatula.

**Spatulate** (*spa't-u-lāt*) [*spatula*, a blade]. In biology, resembling an old-fashioned spatula in outline. Applied to leaves and other flattened organs.

**Spatule** (*spa't-ūl*) [*spatula*, a blade]. In biology, a structure having a spatulate shape.

**Spatuliform** (*spa't-u-lif-orm*). Same as *Spatulate*.

**Spatuligerous** (*spa't-u-lif'-er-us*) [*spatula*, spatula; *gerere*, to bear]. In biology, provided with a spatula.

**Spavin** (*spa'-in*) [ME., *spaveyne*, spavin]. A disease of horses affecting the hock-joint, or joint of the hind leg between the knee and the fetlock. **S.**, **Blood**, a dilatation of the vein that runs along the inside of the hock of a horse, forming a soft swelling. **S.**, **Bog**, an encysted tumor on the inside of the hock of a horse, containing gelatinous matter. **S.**, **Bone**, a disease of the bones at the hock-joint. **S.**, **High**, an enlargement on the upper and inner part of the hock.

**Spawn** [ME., *spawnen*, to spawn]. In biology: 1. Applied to aggregates of young animals during their early stages. 2. To produce or lay eggs, e.g. a fish.

**Spay** (*spā*) [*σπαδων*, a eunuch]. To castrate. To remove the ovaries of a female.

**Speak** (*spek*) [ME., *speken*, to speak]. To use articulate utterance.

**Speakers' Cramp**. See *Dysphonia spastica*.

**Spearmint** (*sper'-mint*). See *Mentha viridis*. **S.**, **Oil of**, a colorless oil obtained from *Mentha viridis* by distillation.

**Specialist** (*spesh'-al-ist*) [*specialis*, particular, special]. One, especially a physician or surgeon, who limits his practice to certain specified diseases, or to the diseases of a single organ or class.

**Speciality, Specialty** (*spesh-e-al'-it-e*, *spesh'-al-te*) [*species*, species]. The particular branch pursued by a specialist.

**Specialization** (*spesh-al-iz-a'-shun*) [*specialis*, particular, special]. In biology, the modification of simple homogeneous tissues into special organs or parts adapted to the localization of function. See *Differentiation*.

**Species** (*spe'-shēs*) [*species*, species]. 1. That which may be distinguished by its characteristics. Also, in biology, a group of things having a number of common characteristics; one of the constituent groups of a genus. "The smallest group to which distinctive and invariable characters can be assigned." (Huxley.) "An assemblage of individuals which differ from each other by very small or trifling and inconstant characters, of much less value than those in which they differ from any other assemblage of individuals." (J. L. Le Conte.) 2. A name in German and French pharmacy, and in the National Formulary, for certain mixtures of herbs, used in making decoctions and infusions. **S.-cycle**, in biology, the entire series of forms exhibiting or illustrating all the phases in the life-history of a species. **S. emollientes**, a mixture of the leaves of althea and mallow, of the leaves and branches of the melilot, of matricaria and flaxseed, in equal parts; used as an emollient cataplasm; it is official in Germany and is given in the National Formulary. **S. laxantes**. See *Saint Germain Tea*. **S.**, **Morphologic**, one of "such living beings as constantly resemble one another so closely that it is impossible to draw any line of demarcation between them, while they differ only in such characters as are associated with sex." (Huxley.) **S.**, **Nascent**, an incipient species; a form undergoing modification. **S.**, **Origin of**, a term employed by naturalists to denote the evolution of differentiated groups or species from groups of individuals characterized by general similarity or by homogeneity of structure. **S. pectoralis**. See *Breast-tea*, *German*.

**Specific** (*spe-sif'-ik*) [*species*, species; *facere*, to make]. Of or pertaining to a species; that which distinguishes a thing or makes it of the species of which it is. Also, a medicine which has a selective curative influence on an individual disease. **S. Conduction-resistance**, the special conduction-resistance dependent upon the molecular properties of the conducting material. **S. Diseases**, those supposed to be directly the result of the action of a distinct contagium, virus, or microbe; especially applied to syphilis. **S. Gravity**. See *Gravity*. **S. Heat**, the amount of heat given off or absorbed by a definite weight (1 lb or 1 kilo) in undergoing a measured change of temperature (1° C. or 1° F.). **S. Intensity**, a term used in vital statistics to represent the number living at any age divided by the number dying at that age. It is highest at about 14 years of age. **S. Names**, the last term of an onym

in binomial nomenclature. **S. Rotatory Power**, the angle of rotation which a layer of unit-thickness would give to a certain light-ray. **S. Stain**, a pigment used in microscopy, having a peculiar affinity for certain histologic elements. The chief are: Anilin Chlorid, Acid Fuchsin, Congo Red, Gold Chlorid, Iodin, Methyl-violet, Nigrosin, Osmic Acid, Phloroglucin, Rose Bengale, Safranin, Silver Nitrate, Victoria Blue. See *Stain*, *Plasmatic Stain*, *Nuclear Stain*, and *Table of Stains*. **S. Warmth**, that amount of warmth which is necessary to warm one gram of a given substance one degree. According to Adamkiewicz, the specific warmth of muscle is even greater than that of water, although it has been assumed that the specific warmth of water is greater than that of any other known substance, with the exception of hydrogen.

**Specificity** (*spes-ih'-it-e*) [*species*, species; *facere*, to make]. The quality of being specific, or of accomplishing a determinate function and not another. The qualities giving an organ or tissue a distinct character.

**Specillum** (*spe-sil'-um*) [L.: *pl.*, *Specilla*]. A probe, especially one of silver, armed with a button-shaped head, for exploring wounds, fistulae, etc.

**Specimen** (*spes'-im-en*) [L.]. An example; an exhibit. **S., Living**, sometimes applied to a patient exhibited before an audience.

**Spectacles** (*spek'-tak-ls*) [*spectaculum*, a show]. Framed or mounted lenses for the correction of optical or muscular defects of the eye. See *Lens*. The difference between the old and new systems of numbering lenses is shown in the annexed Table, from Landolt.

COMPARATIVE TABLE OF THE INCH AND THE METRIC SYSTEMS OF NUMBERING SPECTACLE-LENSES. (From Landolt.)

INCH SYSTEM.				METRIC SYSTEM.			
No. of lens in inch system.	Focal distance in English inches. Index of refraction = 1.53.	Focal distance in millimeters.	Equivalents in dioptres (D).	Number of lens in metric system (D).	Focal distance in millimeters.	Focal distance in English inches.	Corresponding No. of the inch system. Index of refraction = 1.53.
72	67.9	1724	0.58	0.25	4000	157.48	166.94
60	56.6	1437	0.695	0.5	2000	78.74	83.46
48	45.3	1150	0.87	0.75	1333	52.5	55.63
42	39.6	1005	0.99	1.	1000	39.37	41.73
36	34.	863	1.16	1.25	800	31.5	33.39
30	28.3	718	1.39	1.5	666	26.22	27.79
24	22.6	574	1.74	1.75	571	22.48	23.83
20	18.8	477	2.09	2.	500	19.69	20.87
18	17.	431	2.31	2.25	444	17.48	18.53
16	15.	381	2.6	2.5	400	15.75	16.69
15	14.1	358	2.79	3.	333	13.17	13.9
14	13.2	335	2.98	3.5	286	11.26	11.94
13	12.2	312	3.20	4.	250	9.84	10.43
12	11.3	287	3.48	4.5	222	8.74	9.26
11	10.3	261	3.82	5.	200	7.87	8.35
10	9.4	239	4.18	5.5	182	7.16	7.6
9	8.5	216	4.63	6.	166	6.54	6.93
8	7.5	190	5.25	7.	143	5.63	5.97
7	6.6	167	5.96	8.	125	4.92	5.22
6½	6.13	155	6.42	9.	111	4.37	4.63
6	5.6	142	7.	10.	100	3.94	4.17
5½	5.2	132	7.57	11.	91	3.58	3.8
5	4.7	119	8.4	12.	83	3.27	3.46
4½	4.2	106	9.4	13.	77	3.03	3.21
4	3.8	96	10.4	14.	71	2.8	2.96
3½	3.3	84	11.9	15.	67	2.64	2.8
3¼	3.1	79	12.7	16.	62	2.41	2.59
3	2.8	71	14.0	17.	59	2.32	2.46
2¾	2.6	66	15.1	18.	55	2.17	2.29
2½	2.36	60	16.7	20.	50	1.97	1.99
2¼	2.1	53	18.7				
2	1.88	45	20.94				

**S., Bifocal**. See *Bifocal*. **S., Orthoscopic**. See *Orthoscopic*. **S., Pantoscopic**, a synonym of *S., Bifocal*, *q. v.* **S., Periscope**. See *Periscope*. **S., Prismatic**, spectacles with prismatic lenses, either alone or combined with spheric or cylindric lenses. **S., Protective**, lenses, usually tinted, to shield the eyes from light, dust, heat, etc.

**Spectra** (*spek'-tra*) plural of *Spectrum*, *q. v.*

**Spectral** (*spek'-tral*) [*spectrum*, spectrum]. Pertaining to a spectrum. **S. Ocular**. See *Ocular*.

**Spectro-colorimeter** (*spek'-tro-kul-or-im'-et-er*) [*spectrum*, spectrum; *color*, color; *μέτρον*, measure]. An apparatus for the isolation of a single spectral color. It is used for the detection of color-blindness.

**Spectrology** (*spek'-trol'-o-jē*) [*spectrum*, spectrum; *λόγος*, science]. The science of spectrum-analysis.

**Spectrometer** (*spek'-trom'-et-er*) [*spectrum*, spectrum; *μέτρον*, measure]. An instrument for the determination of the refractive indices of liquids.

**Spectrometry** (*spek'-trom'-et-re*) [*spectrum*, spectrum; *μέτρον*, measure]. The measurement of the spectrum, or the observational use of the spectrometer.

**Spectro-microscope** (*spek'-tro-mi'-kro-skōp*). See *Micro-spectroscope*.

**Spectrophotometer** (*spek'-tro-fo-tom'-et-er*) [*spectrum*, spectrum; *φωτός*, light; *μέτρον*, measure]. An apparatus for determining the amount of color in spectrum-analysis.

**Spectro-polarimeter** (*spek'-tro-po-lar-im'-et-er*) [*spectrum*, spectrum; *πολός*, pole; *μέτρον*, measure]. An instrument in which a spectroscope and polarizing apparatus are combined for the purpose of determining the concentration of solutions of substances that rotate the plane of polarized light.

**Spectroscope** (*spek'-tro-skōp*) [*spectrum*, an image; *σκοπεῖν*, to see]. An instrument for the production and examination of the spectrum. Hénocque's *analyseur chromatique* is a modified spectroscope by means of which the spectrum of the blood in living tissues, as the nail or palm, may be analyzed. Hyperemia, it is said, may be definitely measured, and the change which the blood undergoes in the tissues observed and timed.

**Spectroscopic** (*spek'-tro-skōp'-ik*) [*spectrum*, spectrum; *σκοπεῖν*, to view]. Pertaining to the spectroscope. **S. Ocular**. See *Ocular*.

**Spectroscopy** (*spek'-tros'-ko-pe*) [*spectrum*, spectrum; *σκοπεῖν*, to see]. The use of the spectroscope, as in chemic analysis.

**Spectrum** (*spek'-trum*) [L.: *pl.*, *Spectra*]. The band of ether-waves from a radiant body, having passed through a prism, or having been reflected from a diffraction-grating, and thereby arranged regularly, according to their wave-lengths. **S., Absorption**, a spectrum which contains dark lines or bands. These are produced in a continuous spectrum by the absorption of incandescent vapors, through which the light has passed, as in the solar atmosphere. **S.-analysis**, determination of the nature of bodies by the character of their spectra. **S., Auditory**. See *Phonism*, *Photism*. **S., Comparison**, the arrangement side by side of the spectra of two different substances. A prism is placed just below the slit of the spectroscope, so that light entering from a mirror at the side of the drum shall be totally reflected in a vertical direction, and thus parallel with the rays from the microscope. **S., Complementary**, a spectrum derived from bodies which change in chemic or molecular constitution before reaching a sufficiently high temperature to become luminous. **S., Continuous**, a spectrum without sudden variations of hue, in which the various rainbow or spectral colors merge gradually



into one another. **S., Double.** See *S., Comparison*. **S., Line,** the spectrum resulting from incandescent gas. It consists not of the various rainbow colors, but of sharp, narrow, bright lines, the color depending on the substance; all the rest of the spectrum is dark. **S., Normal,** a spectrum in which the red color occupies about the same space as the blue and the violet. **S., Solar,** the spectrum of sunlight. It contains many dark lines, the greater part of which can be identified in the spectra of known terrestrial substances. The presence in the sun's atmosphere of thirty-six elements has been established. (Rowland, 1891.)

**Speculum** (*spek'-u-lum*) [L.: *pl., Specula* or *Speculum*]. An instrument for examining the ear, nose, and other cavities; also, an instrument for dilating parts. In biology, see *Ocellus*. **S., Sims',** a peculiar form of vaginal speculum, sometimes called duckbill speculum.

**Spedalskhed** (*sped-als'-ked*). A Scandinavian term for leprosy.

**Speech** (*spech*) [ME., *speche*, speech]. Vocal sounds conveying ideas. **S.-center.** See *Center*. **S., Disorders of;** three principal classes of speech-disorders may be made:—I. Those in which speech is entirely absent. *a.* **MUTISM**, an inability to utter articulate sound, secondary to a lesion of the auditory apparatus. *b.* **ANARTHRIA**, inability to utter articulate sound, due to a cerebral lesion. *c.* **ALALIA**, inability to utter articulate sound, due to paralysis of the vocal mechanism. *d.* **APHTHONGIA**, temporary inability to speak, due to spasm of the hypoglossus. II. Those in which speech is impaired or made difficult through an extracerebral lesion, *Dyslalia*, *q. v.* *a.* **APHONIA**, loss of the power of intonation, the faculty of articulation being preserved. *b.* **STAMMERING**, **STUTTERING**, a hesitancy in pronunciation due to a want of promptitude in the vocal mechanism. *c.* **LALLING**, the imperfect pronunciation of letters or words, as by children or inebriated persons. It is due to a want of precision in the vocal mechanism. It includes: 1. **SLURRING**, thickness of speech. 2. **MOGILALIA**, the inability to articulate some single letter. *Rhotacism*, *Stigmatacism*, *Lambdacism*, *Iotacism*, and *Gammacism*, are subclasses due to the omission or defective pronunciation of *R*, *S*, *L*, *J*, and *K* and *G*, respectively. 3. **PARALALIA**, the production of a distinctly different sound from that desired or the substitution of one letter for another. *Pararhotacism*, *Parasigmatacism*, *Paralambdacism*, *Paraiotacism*, and *Paragammacism*, are the substitution of other distinct sounds for *R*, *S*, *L*, *J*, and *K* and *G*, respectively. When *Th* is substituted for *S* it is called *Lisping*. 4. **RHINOLALIA**, defects of articulation caused by increase or decrease of the nasal resonance. III. Those in which speech is impaired or made difficult by a central lesion. *a.* **BRADYLALIA**, or **BRADYPHASIA**, an abnormal slowness of speech due to pathologic cause. *b.* **LOGORRHEA**, excessive volubility of speech. The unmeaning volubility in certain forms of insanity is called *Verbigeration*. *c.* **ECHOLALIA**, the echo-like repetition of words just heard, without attempt to attach meanings to them. *d.* **EMBOLOLALIA**, or **EMBOLOPHRASIA**, the frequent interpolation into speech of a useless or meaningless word or syllable. 1. *Angophrasia*, hemming and hawing. 2. *Logosptasmus choreiformis*, the spasmodic interpolation of a word; a subvariety when the word is of a disreputable or dirty character is called *Coprolalia*. *e.* **APHASIA**, *q. v.*

**Spelter** (*spel'-ter*) [origin obscure]. Crude zinc.

**Spend** [Med. Lat., *spendere*, Lat., *dispendere*, to lay out, to expend]. Vulgarly, to ejaculate the semen.

**Spent** [*spendere*, to spend]. Exhausted; impotent. **S. Acid**, a battery-acid that has become too weak for efficient action.

**Sperm, Sperma** (*sper'-mah*) [σπέρμα, seed]. The semen, or seed. **Sperm-ball**, a spheric cluster of spermatozoa. **S.-blastoderm**, a blastodermic layer of formative spermatozoa. **S.-blastula**, a spheric blastula whose surface is a sperm-blastoderm. **S.-cell**, a spermatozoön. **S.-morula**, a spermatoc morula. **S.-nucleus**, the nucleus of a spermatozoön. **S.-oil**, an oil procured from the deposits in the head of the sperm-whale. In the living animal, the solid spermaceti is held in solution in the liquid sperm-oil; when the liquid becomes cold the spermaceti separates out. The oil is very limpid, relatively free from odor, and burns well in lamps; specific gravity 0.875. It is used as a lubricant on account of its low cold-test and its viscosity, and also as an illuminant. **S.-rope**, a string of spermatozoa.

**Spermaceti** (*sper'-mas-e'-te*) [σπέρμα, seed; κῆτος, whale],  $C_{16}H_{31}O_2$ ,  $C_{16}H_{33}$ . Cetyl palmitic ester; a substance that occurs in the oil from peculiar cavities in the heads of sperm-whales; upon standing and cooling, it separates as a white, crystalline mass, which can be purified by pressure and by recrystallization from alcohol. It occurs then in waxy, shining needles or leaflets, melting at 49° C. Its specific gravity is 0.943 at 15° C.; its melting-point is from 43° to 49° C. It is only slightly soluble in ether, chloroform, and carbon disulphid. It is used in the manufacture of candles and in pharmaceutical preparations. See *Cetaceum*.

**Spermacrasia** (*sper'-mah-ra'-ze-ah*) [σπέρμα, seed; *acrasia*]. Imperfection of the semen.

**Spermagone** (*sper'-mag-on*) [σπέρμα, seed; γονία, generation]. Same as *Spermogone*.

**Spermagonium** (*sper'-mag-o'-ne-um*) [σπέρμα, seed; γονία, generation: *pl., Spermagonia*]. Same as *Spermogonium*.

**Spermalist** (*sper'-mal-ist*). Same as *Spermist*.

**Spermangium** (*sper'-man'-je-um*) [σπέρμα, seed; ἀγγεῖον, vessel: *pl., Spermangia*]. In biology, a spore-case or conceptacle.

**Spermaphyte** (*sper'-maf-it*) [σπέρμα, seed; φυτόν, plant]. Same as *Spermophyte*.

**Spermarium** (*sper'-ma'-re-um*) [σπέρμα, seed: *pl., Spermaria*]. In biology, a *spermary*, *q. v.*

**Spermary** (*sper'-ma-re*) [σπέρμα, seed]. The analogue in the male of the ovary; *i. e.*, the organ generating the sperm-cells; in the higher animals, called the testis, or testicle.

**Spermatanergia** (*sper'-mat-an-ur'-je-ah*) [σπέρμα, seed; *anergia*]. Sterility in the male.

**Spermatemphraxis** (*sper'-mat-em-fraks'-is*) [σπέρμα, seed; ἐμπόραξις, obstruction]. Obstructive spermatocele of the tubules.

**Spermatheca** (*sper'-math-e'-ka*) [σπέρμα, seed;θήκη, a case: *pl., Spermathecae*]. In biology, a receptacle for spermatozoa; specifically, a globular pouch connected with the oviduct of the queen-bee, and which receives and becomes the depository of the millions of spermatozoa ejaculated during the marital flight.

**Spermathecal** (*sper'-math-e'-kal*) [σπέρμα, seed;θήκη, a case]. Pertaining to a spermatheca.

**Spermatic** (*sper'-mat'-ik*) [σπερματικός]. Pertaining to the semen. **S. Artery**, a branch of the aorta supplying the testicle. **S. Canal.** See *Inguinal Canal*. **S. Cones.** See *Cone*. **S. Cord**, the cord of arteries, veins, lymphatics, nerves and the excretory duct of the testicle passing from the testicle to the internal abdominal ring. **S. Crystals**, a variety of crystals formed in seminal fluid after prolonged standing. See under

*Spermin.* **S. Gelatin**, a gelatinous substance found in the spermogonia of certain cryptogams. **S. Rete.** See *Rete testis*.

**Spermatid** (*sper'-mat-id*) [σπέρμα, seed]. A seminal cell.

**Spermatin** (*sper'-mat-in*) [σπέρμα, seed]. The odorous, mucilaginous matter found in semen. Its nature is unknown.

**Spermatis** (*sper'-mat-is*) [σπέρμα, seed]. A spermatic vein.

**Spermatischesis** (*sper-mat-is'-ke-sis*). Synonym of *Aspermatism*.

**Spermatism** (*sper'-mat-izm*) [σπέρμα, seed]. 1. A discharge of semen. 2. The theory that the fetus is the direct development of the male element or spermatozoon.

**Spermatusmus** (*sper-mat-iz'-mus*) [σπέρμα, seed]. The emission of semen.

**Spermatist** (*sper'-mat-ist*). Same as *Spermist*.

**Spermatitis** (*sper-mat-it'-tis*) [σπέρμα, seed; *itis*, inflammation]. Same as *Funiculitis*.

**Spermium** (*sper'-ma'-she-um*) [σπέρμα, seed; *pl.*, *Spermata*]. In biology, one of the rod-shaped bodies, supposed to be male gametes, found in the spermogonia of certain fungi.

**Spermato-** (*sper'-mat-o-*) [σπέρμα, seed]. A prefix to denote connection with the semen.

**Spermatoal** (*sper-mat-o'-al*) [σπέρμα, seed; *ᾠόν*, an egg]. Pertaining to a spermatoön.

**Spermatoblast** (*sper'-mat-o-blast*) [σπέρμα, seed; *βλαστός*, bud, sprout]. In biology, one of the nuclei of daughter-cells, produced by mother-cells, and derived by cell-division from spermatogenic cells. The spermatoblasts are originally round, but soon elongate, become pyriform, and give rise directly to spermatozooids. Cf. *Spermatogenetic cells*.

**Spermatoblastic** (*sper-mat-o-blas'-tik*) [σπέρμα, seed; *βλαστός*, germ]. Pertaining to a spermatoöblast.

**Spermatocele** (*sper'-mat-o-sel*) [σπέρμα, seed; *κίλη*, tumor]. A spermatic cyst or encysted hydrocele of the testicle or epididymis.

**Spermatoclemma** (*sper-mat-o-klem'-ah*) [σπέρμα, seed; *κλέμμα*, a stealing; *pl.*, *Spermatoclemmata*]. Involuntary emission of semen during waking. A synonym of *Pollution*.

**Spermatocratia** (*sper-mat-o-kra'-she-ah*). Synonym of *Spermatorrhæa*.

**Spermatocyst** (*sper'-mat-o-sist*) [σπέρμα, seed; *κύστις*, cyst]. A seminal vesicle; a pathologic cyst containing spermatozoa.

**Spermatocystic** (*sper-mat-o-sis'-tik*) [σπέρμα, seed; *κύστις*, cyst]. Pertaining to a spermatocyst.

**Spermatocystidium** (*sper-mat-o-sis-tid'-e-um*) [σπέρμα, seed; *κύστις*, bladder; *pl.*, *Spermatocystidia*]. Same as *Antheridium*.

**Spermatocystidorrhagia** (*sper-mat-o-sis-tid-or-a'-je-ah*) [σπέρμα, seed; *κύστις*, cyst; *ῥήγνυναι*, to burst forth]. Hemorrhage from the seminal vesicles.

**Spermato-cystitis** (*sper-mat-o-sis-tit'-tis*) [σπέρμα, seed; *κύστις*, cyst; *itis*, inflammation]. Inflammation of the vesiculæ seminales.

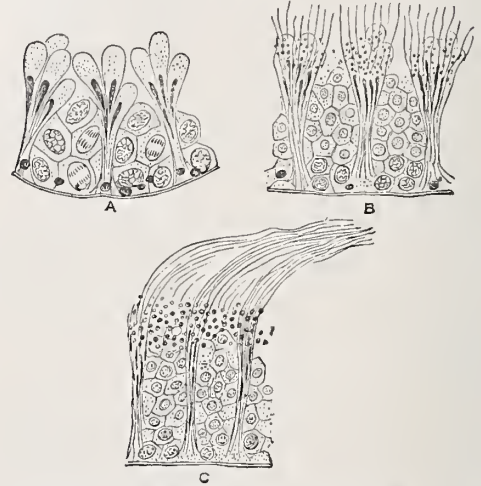
**Spermatocytal** (*sper-mat-o-sit'-tal*) [σπέρμα, seed; *κύτος*, a cell]. Pertaining to a spermatocyte.

**Spermatocyte** (*sper'-mat-o-sit*) [σπέρμα, seed; *κύτος*, cell]. The germinal cell from which the spermatozoon develops. Cf. also, *Cell, seminal, Cell, spermatogenetic, and Semiferous Tubule*.

**Spermatogem** (*sper-mat-o-jem*) [σπέρμα, seed; *gemma*, a bud]. See *Spermosphere*.

**Spermatogemma** (*sper-mat-o-jem'-ah*) [σπέρμα, seed; *gemma*, bud]. In biology, a tissue formed of spermatocytes; a spermatoblast.

**Spermatogenesis** (*sper-mat-o-jen'-es-is*) [σπέρμα, seed; *γένεσις*, origin]. In biology, the formation of spermatozoa.



TUBULES OF TESTIS OF RAT, showing spermatogenesis.

A. Less advanced stage. B. and C. More advanced stages. A. and B. Transverse section. C. Longitudinal section.  $\times 300$ . (From *Stirling*.)

**Spermatogenetic** (*sper-mat-o-jen-et'-ik*) [σπέρμα, seed; *γένεσις*, genesis]. Pertaining to spermatogenesis.

**S. Cell**, one of two kinds of cells forming a layer next the basement-membrane of the seminiferous tubules; they produce mother-cells, which in turn produce daughter-cells, the nuclei of which constitute the spermatoblasts and give rise to spermatozoa. Cf. *Spermatoblast*.

**Spermatogenous** (*sper-mat-oj'-en-us*) [σπέρμα, seed; *γενής*, producing]. Producing spermatozoa.

**Spermatogeny** (*sper-mat-oj'-en-e*) [σπέρμα, seed; *γενής*, producing]. In biology, the same as *Spermatogenesis*.

**Spermatogonia** (*sper-mat-o-go'-ne-ah*). See *Gonopoeisis*.

**Spermatogonium** (*sper-mat-o-go'-ne-um*) [σπέρμα, seed; *γονή*, generation; *pl.*, *Spermatogonia*]. In biology, a formative seminal cell or mass of spermatoblasts; a *pycnidium*.

**Spermatoid** (*sper'-mat-oid*). See *Spermatozoon*.

**Spermatolepsis** (*sper-mat-o-lep'-sis*). Synonym of *Pollution*.

**Spermatologic** (*sper-mat-o-loj'-ik*) [σπέρμα, seed; *λόγος*, science]. Pertaining to spermatology.

**Spermatologist** (*sper-mat-ol'-o-jist*) [σπέρμα, seed; *λόγος*, science]. One versed in spermatology.

**Spermatology** (*sper-mat-ol'-o-je*) [σπέρμα, seed; *λόγος*, a treatise]. The sum of what is known regarding the origin, nature, qualities and characteristics of the seminal fluid.

**Spermatomere** (*sper'-mat-o-mēr*) [σπέρμα, sperm; *μέρος*, share]. Any one of the portions into which a pronucleus of the fertilized ovum may divide.

**Spermatoön** (*sper-mat-o-on*) [σπέρμα, seed; *ᾠόν*, egg]. The nucleus of a sperm-cell or spermatozoon.

**Spermatopathy** (*sper-mat-op'-ath-e*) [σπέρμα, sperm; *πάθος*, disease]. Disease of the sperm-cells or of their secreting mechanism.

**Spermatophobia** (*sper-mat-o-fo'-be-ah*) [σπέρμα, sperm; *φόβος*, fear]. False spermatorrhea; morbid dread of spermatorrhea.

**Spermatophoral** (*sper-mat-off'-o-ral*) [σπέρμα, seed; *φέρειν*, to bear]. Pertaining to a spermatophore.

**Spermatophore** (*sper'-mat-o-för*) [σπέρμα, seed; *φέρειν*,



to bear]. In biology, a receptacle of seminal products, common among invertebrates.

**Spermatophorous** (*sper-mat-off'or-us*) [σπέρμα, seed; φέρειν, to bear]. Bearing seed or spermatozoa.

**Spermatophthora** (*sper-mat-off'-tho-rah*) [σπέρμα, seed; θόρα, decay]. Weakness or inferiority of the semen.

**Spermatoplasia** (*sper-mat-o-pla'-ne-ah*) [σπέρμα, seed; πλάνη, a wandering]. A supposed metastasis of the semen.

**Spermatopoeitic** (*sper-mat-o-poi-et'-ik*) [σπέρμα, semen; ποιέειν, to make]. The production or secretion of semen.

**Spermatorrhea** (*sper-mat-or-el'-ah*) [σπέρμα, semen; ῥοία, a flow]. Involuntary discharge of semen without sexual excitement. **S. dormientum**, a nocturnal emission of semen. **S., False**, when spermatozooids are not in the fluid; called, also, prostaticorrhea. **S., True**, when spermatozooids are present.

**Spermatoschesis** (*sper-mat-os'-kes-is*) [σπέρμα, semen; σχίσσις, suppression]. Suppression of the seminal fluid.

**Spermatosis** (*sper-mat-o'-sis*). See *Gonopoesis*.

**Spermatosome** (*sper'-mat-o-söm*). See *Spermatozoön*.

**Spermatosphere** (*sper'-mat-o-sfēr*). See *Spermatoblast*.

**Spermatospore** (*sper'-mat-o-spör*) [σπέρμα, seed; σπόρος, a sowing]. In biology, a primitive cell giving rise by division to spermatoblasts.

**Spermatotheca** (*sper-mat-o-the'-kah*) [σπέρμα, seed;θήκη, a case]. Same as *Spermatheca*.

**Spermatovum** (*sper-mat-o'-vum*) [σπέρμα, seed; ovum, egg: *pl.*, *Spermatoova*]. In biology, an impregnated ovum.

**Spermatozemia** (*sper-mat-o-ze'-me-ah*). See *Spermatorrhæa*.

**Spermatozoal, Spermatozoan** (*sper-mat-o-zo'-al, sper-mat-o-zo'-an*) [σπέρμα, seed; ζῶον, animal]. Pertaining to a spermatozoön.

**Spermatozoid or Spermatozoöid** (*sper-mat-o-zo'-id, sper-mat-o-zo'-oid*). Same as *Spermatozoön*.

**Spermatozoön** (*sper-mat-o-zo'-on*) [σπέρμα, semen; ζῶον, animal: *pl.*, *Spermatozoa*]. The detached, in-

**Spermaturia** (*sper-mat-u'-re-ah*) [σπέρμα, seed; οὖρον, urine]. The presence of semen in the urine.

**Spermic** (*sper'-mik*). Same as *Spermatic*.

**Spermidium** (*sper-mid'-e-um*) [σπέρμα, seed: *pl.*, *Spermidia*]. See *Achenium*.

**Spermiduct** (*sper'-mid-ukt*) [σπέρμα, seed; ductus, a duct]. A duct for the passage of semen; the vas deferens.

**Spermin** (*sper'-min*) [σπέρμα, seed],  $C_5H_5N$ . A non-poisonous alkaloid obtained from sputum, human semen, the organs of leukemic patients, and alcoholic anatomic preparations. "Charcot's Crystals," "Charcot-Leyden Crystals," or "Charcot-Neumann crystals," are said to be simply phosphate of spermin. Such crystals have been found in the sputa of emphysema associated with catarrh, in the bronchial discharges of acute bronchitis, in the blood and spleen of leukemic and anemic patients, in the normal marrow of bones, and in human semen. These crystals are said to be identical with "spermatic crystals" a variety of crystals formed in seminal fluid after prolonged standing. According to Fürbringer they are probably formed by the action of semen on the prostatic secretion. As these crystals are found almost constantly, after death, in the fluid of the prostate, and not within the contents of the seminal vesicles, they are more appropriately termed *prostatic crystals*. (*Piersol*.) Spermin seems to have a very wide distribution in certain diseases, especially leukemia. See also *Piperazin*.

**Spermism** (*sper'-mizm*) [σπέρμα, seed]. In biology, the theory that the animal is the result of the development of a spermatozoön, the ovum acting only as an accessory matrix.

**Spermist** (*sper'-mist*) [σπέρμα, seed]. A believer in spermism.

**Spermoblast** (*sper'-mo-blast*). See *Spermatoblast*.

**Spermoblastic** (*sper-mo-blas'-tik*). Same as *Spermato-blastic*.

**Spermobole** (*sper-mob'-o-le*). See *Spermatismus*.

**Spermocarp** (*sper'-mo-karp*) [σπέρμα, seed; καρπός, fruit]. In biology, an *antheridium*.

**Spermococcus** (*sper-mo-kok'-us*) [σπέρμα, seed; κόκκος, berry]. The head of the spermatozoön without its protoplasmic sheath; the nucleus of a spermule.

**Spermoderm** (*sper'-mo-derm*) [σπέρμα, seed; δέρμα, skin]. In biology, the same as *Episperm*; the outer covering of the seed.

**Spermogenous** (*sper-moj'-en-us*) [σπέρμα, seed; γεννᾶν, to produce]. Active in the formation of spermatozoa.

**Spermogone** (*sper'-mo-gōn*) [σπέρμα, seed; γονός, producing]. Same as *Spermogonium*.

**Spermogoniferous** (*sper-mo-gon-if'-er-us*) [σπέρμα, seed; γονός, producing; ferre, to bear]. In biology, producing spermogonia.

**Spermogonium** (*sper-mo-go'-ne-um*) [σπέρμα, seed; γονός, producing; *pl.*, *Spermogonia*]. In biology, a receptacle in which spermatia are developed. See *Peridium*.

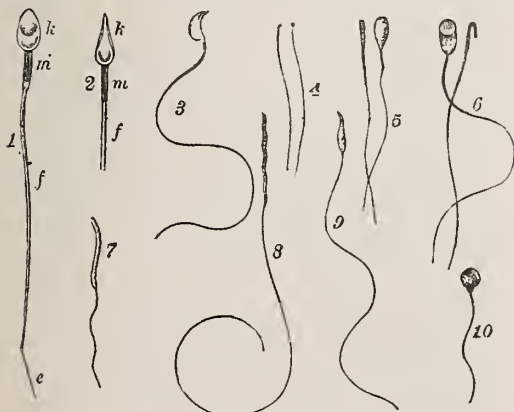
**Spermogonous** (*sper-mog'-o-nus*) [σπέρμα, seed; γονός, bearing]. In biology, resembling spermogonia.

**Spermolith** (*sper'-mo-lith*) [σπέρμα, semen; λίθος, a stone]. A calculus in the spermatic duct or vesiculae seminales.

**Spermologic** (*sper-mo-loj'-ik*) [σπέρμα, seed; λόγος, science]. Pertaining to spermology.

**Spermologist** (*sper-mol'-o-jist*) [σπέρμα, seed; λόγος, science]. One versed in spermology.

**Spermology** (*sper-mol'-o-je*) [σπέρμα, seed; λόγος, science]. In biology: 1. Same as *spermatology*. 2. That branch of science which treats of the seeds of plants.



SPERMATOZOA.

1. Human ( $\times 400$ ), the head seen from the side. 2. On edge. *k.* Head. *m.* Middle piece. *f.* Tail. *e.* Terminal filament. 3. From the mouse. 4. From bothriocephalus latius. 5. From the deer. 6. From the mole. 7. From the green woodpecker. 8. From the black swan. 9. From a cross between a goldfinch and a canary. 10. From cobitis. (*Landois*.)

independently mobile cilium of an enlarged epithelial cell of the seminal tubules. The essential element of fecundation of the semen.

**Spermoneuralgia** (*sper-mo-nu-rall'-je-ah*) [σπέρμα, seed; νεῦρον, nerve; ἄλγος, pain]. Neuralgia of the testicles and spermatic cord.

**Spermonucleus** (*sper-mo-nu'-kle-us*) [σπέρμα, seed; nucleus, a little nut, kernel: *pl.*, *Spermonuclei*]. In biology, the male pronucleus.

**Spermophlebectasia** (*sper-mo-fleb-ek-ta'-ze-ah*) [σπέρμα, seed; φλέψ, vein; ἔκτασις, distention]. Varicosity of the spermatic vein.

**Spermophore** (*sper'-mo-för*). Same as *Spermophorum*.

**Spermophorum** (*sper-moff'-o-rum*) [σπέρμα, seed; φέρειν, to bear: *pl.*, *Spermophora*]. In biology, a seminal vesicle; a spermatophore.

**Spermophyte** (*sper'-mo-fit*) [σπέρμα, seed; φυτόν, plant]. In biology, a phanerogam, a plant bearing seeds, in distinction from one that produces spores.

**Spermophytic** (*sper-mo-fit'-ik*) [σπέρμα, seed; φυτόν, plant]. Pertaining to a spermophyte.

**Spermoplasm, Spermoplasma** (*sper'-mo-plazm, sper-mo-plaz'-mah*) [σπέρμα, seed; πλάσμα, anything molded]. In biology, the substance of a spermule.

**Spermorrhagia** (*sper-mor-a'-je-ah*). See *Spermatorrhea*.

**Spermorrhoea** (*sper-mor-e'-ah*). See *Spermatorrhea*.

**Spermosphere** (*sper'-mo-sfēr*) [σπέρμα, seed; σφαῖρα, sphere]. In biology, a mass of spermatoblasts, or incipient spermatozoa.

**Spermospore** (*sper'-mo-spör*). See *Spermatophore*.

**Spermotheca** (*sper-mo-the'-kah*) [σπέρμα, seed;θήκη, a case]. In biology, a pericarp.

**Spermous** (*sper'-mus*). Same as *Spermatic*.

**Spermovarian** (*sper-mo-va'-re-an*) [σπέρμα, seed; ovum, an egg]. Pertaining to a spermovarium.

**Spermovarium** (*sper-mo-va'-re-um*) [σπέρμα, a seed; ovum, an egg: *pl.*, *Spermovaria*]. See *Ovotestis*.

**Spermovary** (*sper-mo'-va-re*). Same as *Spermovarium*.

**Spermovum** (*sper-mo'-vum*) [σπέρμα, seed; ovum, an egg: *pl.*, *Spermova*]. In biology, same as *Spermatozoon*.

**Spermozoön** (*sper-mo-zo'-on*). See *Spermatozoon*.

**Spermule** (*sper'-mül*) [σπέρμα, seed]. In biology, a spermatozoon, or male generative element.

**Spermulum** (*sper'-mu-lum*). Same as *Spermule*.

**Sphacel** (*sfas'-el*). Same as *Sphacelus*.

**Sphacela** (*sfas'-el-ah*) [σφάκελος, gangrene: *pl.*, *Sphacelæ*]. In biology, a hollow chamber, filled with a mucilaginous or watery substance and oöspores, developed from the apical cells in certain marine *Algae* (*Sphacelariaceæ*).

**Sphacelate, Sphacelated** (*sfas'-el-ät, sfas'-el-a-ted*) [σφάκελος, dead]. Necrosed; gangrenous; mortified.

**Sphacelation** (*sfas-el-a'-shun*) [σφάκελος, dead]. Necrosis.

**Sphacele** (*sfas'-el*). Same as *Sphacela*.

**Sphacelinic Acid** (*sfas-el-in'-ik*). See *Ergot*.

**Sphacelism** (*sfas'-el-izm*) [σφάκελος, dead]. The condition of being affected with sphacelus.

**Sphacelium** (*sfä-se'-le-um*) [σφακελίζειν, to destroy, mortify]. The *Claviceps purpurea*, or the first stage of the formation of ergot.

**Sphaceloderma** (*sfas-el-o-der'-mah*) [σφάκελος, dead; δέρμα, skin]. *Raynaud's Disease*: *Symmetrical Gangrene*; *Gangrene of the Skin*. A rare disease characterized by a local stagnation occurring at the periphery of the circulation, producing symmetrically distributed gangrenous spots on the body. The essential factor in the disease is a vaso-motor spasm of the capillaries of the extremities. The disease occurs in three well-defined grades, which are, in the order of severity, *local syncope*, *local asphyxia*, and *local gangrene*. The so-called "dead finger," frequently seen in females,

is an example of the first grade. The affected part is cold, dead-white, and bloodless; this is but temporary, and is followed by a period of reaction. In the second form of the disease the affected parts become cold and cyanotic, while in the third form a true gangrene of the affected parts takes place. Pain is the most prominent symptom of the disease, which usually attacks children or adults under thirty years of age. Women of the neurotic temperament are more liable to be affected, and especially does it occur after some sudden mental shock. See *Dermatitis gangrenosa*. **Dermatitis gangrenosa infantum**, a gangrenous eruption following certain pustular eruptions in children. **Diabetic Gangrene**, a seriginous form of gangrene occurring in advanced cases of diabetes, and consisting of patches forming on the skin of the limbs.

**Sphaceloid** (*sfas'-el-oid*) [σφάκελος, dead]. Resembling a sphacelus or gangrenous part.

**Sphacelous** (*sfas'-el-us*) [σφάκελος, dead]. Pertaining to sphacelus; gangrenous; necrosed.

**Sphacelus** (*sfas'-el-us*) [σφάκελος, gangrene]. The disorganized or dead part of a limb or organ affected with gangrene. Formerly any excessive pain or agitation. See *Gangrene*.

**Sphæræsthesia** (*sfe-res-the'-ze-ah*). See *Spheræsthesia*.

**Sphæraphide** (*sfe-raf'-id*) [σφαῖρα, sphere; παῖς, needle]. In biology, one of a cluster of needle-shaped crystals arranged in spheric masses and found in ferns and other plants. The term is extended to include other crystalline masses having a somewhat rounded shape; a spherocrystal.

**Sphærenchyma** (*sfe-reng'-kim-ah*). See *Spherenchyma*.

**Sphæridium** (*sfe-rid'-e-um*) [σφαῖρα, a ball: *pl.*, *Sphæridia*]. In biology, one of the minute spheroid bodies described by Löven as resting upon the ambulacral plates, especially upon those nearest the mouth, in all the *Echinidea*, except *Cidaris*. It is possibly auditory in function.

**Sphærobacterium** (*sfe-ro-bak-te'-re-um*). See *Sphærobacterium*.

**Sphæroid** (*sfe'-roid*). See *Spheroid*.

**Sphæroma** (*sfe-ro'-mah*). See *Spheroma*.

**Sphæromere** (*sfe-ro-mër*). See *Spheromere*.

**Sphærometer** (*sfe-rom'-et-er*). See *Spherometer*.

**Sphærospore** (*sfe'-ro-spör*). Same as *Spherospore*.

**Sphærule** (*sfe'-ru-lah*) [σφαῖρα, a ball, a sphere: *pl.*, *Sphærule*]. In biology, a form of special asexual reproductive bud, developed in fresh-water sponges at certain seasons at the expense of the parent animal and usually associated with the decay of the latter.

**Sphag** (*sfāj*) [σφαγή, the throat]. The throat; the anterior portion of the neck.

**Sphagiasmus** (*sfä-je-az'-mus*) [σφαγιάσμος; σφαγή, throat]. Epileptic spasm of the muscles of the neck.

**Sphagitis** (*sfä-jit'-tis*) [σφαγή, the throat; ιτις, inflammation]. Inflammation of the jugular vein.

**Sphagnicolous** (*sfag-nik'-o-lus*) [σφάγνος, moss; colere, to inhabit]. In biology, growing among mosses.

**Sphagnous** (*sfag'-nus*) [σφάγνος, moss]. In biology, pertaining to mosses.

**Sphagnum** (*sfag'-num*). See *Muskeg Moss*.

**Sphalerocarpium** (*sfäl-er-o-kar'-pe-um*) [σφαλερός, slippery, uncertain; καρπός, fruit: *pl.*, *Sphalerocarpia*]. In biology, a naked seed, surrounded, except at the apex, by a fleshy cup or aril. It is produced by the yew (*Taxus baccata*) and other members of the *Taxaceæ*.

**Sphenencephalus** (*sfe-nen-sef'-al-us*). See *Sphenoccephalus*.

**Sphenic** (*sfe'-nik*) [σφήν, wedge]. Wedge-like.



**Sphenion** (*sfe'-ne-on*) [*σφήν*, wedge]. The apex of the sphenoid angle of the parietal bone on the surface of the skull. See *Cranietometric Points*.

**Spheno-** (*sfe'-no-*) [*σφήν*, wedge]. A prefix used to denote connection with the sphenoid bone, or to indicate a wedge-like shape.

**Spheno-basilar** (*sfe'-no-ba'-zil-ar*) [*σφήν*, wedge; *βάσις*, base]. Pertaining conjointly to the sphenoid bone and the basilar portion of the occipital bone. **S. Groove**, the depression on the body of the sphenoid bone and the basilar portion of the occipital bone, upon which the pons rests.

**Sphenoccipital** (*sfe-nok-sip'-it-al*) [*σφήν*, wedge; *occiput*, occiput]. Pertaining to the sphenoid and the occipital bone; sphenoid-basilar.

**Sphenocephalia** (*sfe-no-sef'-a'-le-ah*) [*σφήν*, wedge; *κεφαλή*, head]. The condition of a sphenoccephalus.

**Sphenocephalus** (*sfe-no-sef'-al-us*) [*σφήν*, wedge; *κεφαλή*, head]. A variety of single autositic monsters of the species otocephalus, in which the two eyes are well separated; the ears are united under the head; the jaws and mouth are distinct; and the sphenoid is altered in shape, so that it is analogous in form to what is found normally in birds.

**Spheno-ethmoid** (*sfe'-no-eth'-moid*) [*σφήν*, wedge; *ἠθύς*, sieve; *εἶδος*, like]. Belonging or relating to both the sphenoid and ethmoid bones.

**Spheno-frontal** (*sfe'-no-frun'-tal*) [*σφήν*, wedge; *frons*, forehead]. Belonging or relating to both the sphenoid and frontal bones.

**Sphenoid** (*sfe'-noid*) [*σφήν*, wedge; *εἶδος*, likeness]. Cuneiform. Relating or pertaining to the sphenoid bone. **S. Bone**, one of the cranial bones at the anterior base of the skull, articulating with all the other bones of the head. **S. Fontanel**, the membranous interspace at the junction of the squamous and coronal sutures of the fetal skull. **S. Sinus**. See *Sinus*.

**Sphenoides** (*sfe-noi'-dēs*) [*σφήν*, wedge; *εἶδος* like]. The sphenoid bone.

**Sphenoido-auricular** (*sfe-noi'-do-av-rik'-u-lar*) [*σφήν*, wedge; *auriculus*, auricle]. Pertaining to the sphenoid and binauricular diameters of the skull. **S.-a. Index**, the ratio of the minimum sphenoid diameter of the skull with the binauricular diameter, the latter being taken as 100.

**Sphenoido-frontal** (*sfe-noi'-do-frun'-tal*) [*σφήν*, wedge; *frons*, forehead]. Pertaining to the sphenoid and frontal diameters of the skull. **S.-f. Index**, the relation between the minimum sphenoid diameter of the skull and the minimum frontal diameter taken as 100.

**Sphenoido-parietal** (*sfe-noi'-do-par-i'-et-al*) [*σφήν*, wedge; *paries*, wall]. Belonging or relating to the sphenoid and parietal diameters of the skull. **S.-p. Index**, the relation between the minimum sphenoid diameter of the skull and the maximum frontal diameter taken as 100.

**Spheno-malar** (*sfe'-no-ma'-lar*) [*σφήν*, wedge; *mala*, the cheek]. Pertaining to the sphenoid and malar bones.

**Spheno-maxillary** (*sfe'-no-maks'-il-a-re*) [*σφήν*, wedge; *maxilla*, maxilla]. Pertaining conjointly to the sphenoid and maxillary bones. **S.-m. Fossa**. See *Fossa*.

**Sphenometer** (*sfe'-nom'-et-er*) [*σφήν*, wedge; *μέτρον*, measure]. An instrument for measuring the wedge to be removed in osteotomy for curvature.

**Spheno-occipital** (*sfe'-no-ok-sip'-it-al*) [*σφήν*, wedge; *occiput*, occiput]. Belonging or relating to both the sphenoid and occipital bones.

**Spheno-orbital** (*sfe'-no-or'-bit-al*) [*σφήν*, wedge; *orbita*, orbit]. Belonging or relating to both the sphenoid bone and the orbit.

**Spheno-palatine** (*sfe'-no-pal'-at-in*) [*σφήν*, wedge; *palatum*, palate]. Pertaining conjointly to the sphenoid

bone and the palate. **S.-p. Foramen**, the sphenopalatine notch converted into a foramen by articulation with the sphenoidal turbinated bone. **S.-p. Ganglion**. See *Ganglion*. **S.-p. Notch**, a deep notch separating the orbital and sphenoid processes of the palate bone. See *Notch*.

**Spheno-parietal** (*sfe'-no-par-i'-et-al*) [*σφήν*, wedge; *paries*, wall]. Belonging or relating to both the sphenoid and parietal bones.

**Spheno-petrosal** (*sfe'-no-pe-tro'-sal*) [*σφήν*, wedge; *πέτρα*, rock]. Pertaining conjointly to the sphenoid bone and the petrous portion of the temporal bone.

**Sphenopharyngeus** (*sfe-no-far-in-je'-us*). See *Muscles*, *Table of*.

**Spheno-pterygoid** (*sfe'-no-ter'-ig-oid*) [*σφήν*, wedge; *πτέρυξ*, wing; *εἶδος*, like]. Pertaining to the body of the sphenoid bone and to the pterygoid process.

**Sphenorbital** (*sfe-nor'-bit-al*) [*σφήν*, wedge; *orbita*, orbit]. See *Spheno-orbital*.

**Sphenosis** (*sfe-no'-sis*) [*σφήν*, wedge]. The wedging of the fetus in the pelvis.

**Spheno-squamosal**, **Spheno-squamous** (*sfe'-no-skwa-mo'-sal*, *sfe'-no-skwa'-mus*) [*σφήν*, wedge; *squama*, scale]. Belonging or relating to both the sphenoid bone and the squamous portion of the temporal bone.

**Spheno-temporal** (*sfe'-no-tem'-po-ral*) [*σφήν*, wedge; *tempora*, the temple; *temporal*]. Pertaining conjointly to the sphenoid and temporal bones.

**Sphenotic** (*sfe-no'-tik*) [*σφήν*, wedge; *οἶς*, ear]. Pertaining to the sphenoid bone and the otic capsule.

**Sphenotresia** (*sfe-no-tre'-ze-ah*) [*σφήν*, wedge; *τρήσις*, perforation]. A variety of craniotomy in which the basal portion of the fetal skull is perforated.

**Sphenotribe** (*sfe'-no-trib*) [*σφήν*, wedge; *τρίβειν*, to rub]. The instrument used in performing sphenotresia.

**Spheno-turbinal**, **Spheno-turbinate** (*sfe-no-ter'-bin-al*, *sfe-no-ter'-bin-āt*) [*σφήν*, wedge; *turbo*, a scroll]. 1. Pertaining to the sphenoid and turbinate bones. 2. One of the sphenoidal spongy bones situated cephalad of the body of the sphenoid.

**Spheno-vomerine** (*sfe'-no-vo'-mer-in*) [*σφήν*, wedge; *vomer*, vomer]. Pertaining to the sphenoid bone and the vomer.

**Spheral** (*sfe'-ral*) [*σφαῖρα*, sphere]. Like a sphere.

**Sphere** (*sfer*) [*σφαῖρα*, sphere]. 1. A ball or globe. 2. A space. **S. of Attraction**, a clear spot in the cell-plasma, outside of and close to the nucleus of an ovum undergoing mitosis. It contains the centrosoma of Boveri, and is the center of the formation of the amphiasters in karyokinesis, *q. v.* **S.-crystal**. Same as *Sphaeraphide*. **S., Embryonic**. See *S., Segmentation*. **S.-Granule**, a large granular corpuscle found in serous exudations. **S., Hearing**, the area in the brain which is supposed to be the seat of hearing. It is in the temporal lobe. **S., Motor**, a region in the central nervous system which, when stimulated, gives rise to motion. **S., Protoplasmic Primordial**. See *S., Segmentation*. **S., Segmentation**-, a nucleated cell derived from division of the vitellus in the process of segmentation. **S., Sensory**, a sensory area of the central nervous system. **S., Vitelline**, **S., Yolk**-, the mulberry-like mass of cells that results from the fission of the substance of the ovum after fertilization. **S., Yeast**-, in biology, an aggregation of certain sprouting forms of the genus *Mucor*.

**Spherenchyma** (*sfe-reng'-kim-ah*) [*σφαῖρα*, a ball; *ἐγγχυμα*, an infusion]. In biology, applied to a form of parenchyma in which the cells are globular.

**Spheresthesia** (*sfe-res-the'-ze-ah*) [*σφαῖρα*, globe; *αἰσθησις*, sensation]. Perverted feeling, as of the contact of a ball or globe-shaped body.

**Spheric, Spherical** (*sfe'-rik, sfe'-rik-al*). Having the shape of or pertaining to a sphere. **S. Aberration.** See *Aberration*. **S. Homology**, in biology, Wilder's term for the topical relation between the morphically identical, converging spheromeres of a radiate animal.

**Spheriform** (*sfe'-rif-orm*) [*σφαῖρα*, sphere; *forma*, form]. Spheric.

**Spheriocarcinoma** (*sfe'-re-o-kar-sin-o'-mah*) [*σφαῖρα*, sphere; *καρκίνωμα*, carcinoma]. A carcinoma having a spheric shape.

**Spherobacteria** (*sfe-ro-bak-te'-re-ah*) [*σφαῖρα*, sphere; *βακτήριον*, a rod]. In Cohn's classification a genus of unicellular microbes, round or oval, stationary, and devoid of cilia or flagella. The micrococci.

**Spherocebrin** (*sfe'-ro-ser'-e-brin*) [*σφαῖρα*, a ball; *cerebrum*, cerebrum]. A nitrogenized substance occurring in brain-tissue among a group of cerebrinacides.

**Spherocrystal** (*sfe'-ro-kris'-tal*) [*σφαῖρα*, sphere; *κρυσταλλός*, crystal]. Same as *sphaeraphide*.

**Spheroid** (*sfe'-roid*) [*σφαῖρα*, sphere; *εἶδος*, like]. Having the form of a sphere. A solid resembling a sphere. **S., Oblate**, one in which the polar axis is less than the equatorial diameter. **S., Prolate**, one in which the polar axis exceeds the equatorial diameter.

**Spheroma** (*sfe'-ro'-mah*) [*σφαῖρα*, sphere; *μα*, tumor]. Any spheric-shaped tumor or protuberance.

**Spheromere** (*sfe'-ro-mer*) [*σφαῖρα*, a ball; *μέρος*, a part]. In biology, an actinomere, *q. v.*

**Spherometer** (*sfe'-rom'-et-er*) [*σφαῖρα*, sphere; *μέτρον*, a measure]. An instrument for determining the degree of curvature of optic lenses and of the tools for their grinding.

**Spherosiderite** (*sfe-ro-sid'-er-it*). Carbonate of iron in spheroidal masses, occurring in trap.

**Spherosome** (*sfe'-ro-sōm*) [*σφαῖρα*, sphere; *σῶμα*, body]. In biology, the body-wall of a radiated animal; suggested by L. Agassiz in place of *perisome*.

**Spherospore** (*sfe'-ro-spōr*) [*σφαῖρα*, a sphere; *σπόρος*, a seed]. In biology, Agassiz' name for a *tetraspore*.

**Spherular** (*sfe'-ru-lar*) [dim. of *σφαῖρα*, a sphere]. Resembling a spherule.

**Spherulate** (*sfe'-ru-lāt*) [dim. of *σφαῖρα*, sphere]. In biology, studded with spherules.

**Spherule** (*sfe'-rūl*) [*σφαῖρα*, sphere]. A globule. **S., Segment.** See *Sphere*, *Segmentation*.

**Sphincter** (*sfing'-ter*) [*σφιγκτήρ*; *σφίγγειν*, to squeeze]. A muscle surrounding and closing an orifice. **S. ani.** **S. vaginæ.** See *Muscles*, *Table of*. **S. of the Pupil.** See *Iris*. **S., Third**, of the rectum, a duplication of mucosa projecting well into the lumen of the gut from the right side, forming rather more than a semicircle, and involving more of the ventral than of the dorsal wall. It is also called *Kohlrausch's Fold*.

**Sphincteralgia** (*sfing'-ter-al'-je-ah*) [*σφιγκτήρ*, sphincter; *ἄλγος*, pain]. Pain in the sphincter ani muscle, or about the anus.

**Sphincterate** (*sfing'-ter-āt*) [*σφιγκτήρ*, sphincter]. Provided with a sphincter.

**Sphincterectomy** (*sfing'-ter-ek'-to-me*) [*σφιγκτήρ*, sphincter; *ἐκτομή*, excision]. Oblique blepharotomy; Stellwag's operation for the dilatation of the palpebral fissure, or for blepharospasm.

**Sphincterial, Sphincteric** (*sfing'-te'-re-al, sfing'-ter'-ik*) [*σφιγκτήρ*, sphincter]. Pertaining to a sphincter or to its function.

**Sphincterismus** (*sfing'-ter-is'-mus*) [*σφιγκτήρ*, sphincter]. A spasmodic contraction of the sphincter ani

muscle, usually attendant upon fissure or ulcer of the anus, but occasionally occurring independently of such lesion.

**Sphincterolysis** (*sfing'-ter-ol'-is-is*) [*σφιγκτήρ*, sphincter; *λύσις*, solution]. The operation of freeing the iris in anterior synechia.

**Sphincteroplasty** (*sfing'-ter-o-plas'-te*) [*σφιγκτήρ*, sphincter; *πλάσσειν*, to form]. The formation of an artificial sphincter by plastic operation.

**Sphincterotomy** (*sfing'-ter-ol'-o-me*) [*σφιγκτήρ*, sphincter; *τομή*, section]. The surgical cutting of a sphincter.

**Sphingoin** (*sfing'-go-in*) [*σφίγγειν*, to bind]. An alkaloid derived from cerebral tissue.

**Sphingo-myelin** (*sfing-go-mil'-el-in*) [*σφίγγειν*, to bind; *μυελός*, marrow]. A brain-phosphatid allied to myelin. It is capable of being decomposed into *neurin* and a substance which is convertible into sphingosin.

**Sphingosin** (*sfin'-go-sin*) [*σφίγγειν*, to bind]. An alkaloidal cerebroside occurring in brain-tissue.

**Sphingostearic Acid** (*sfing-go-ste-ar'-ik*). See *Acid*.

**Sphinxis** (*sfingks'-is*). See *Constriction*.

**Sphrigosis** (*sfrig'-o'-sis*) [*σφρίγαν*, to be full and vigorous]. In biology, excessive growth of wood, stem, and leaves in plants.

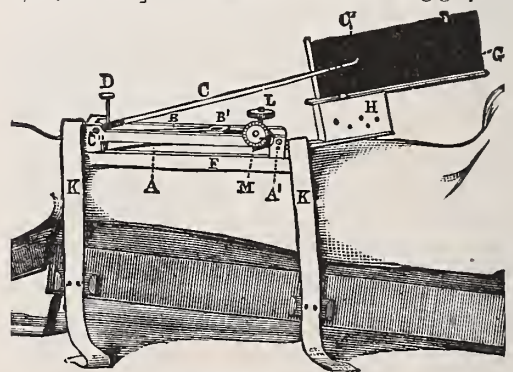
**Sphygmie, Sphygmical** (*sfig'-mik, sfig'-mik-al*) [*σφύγμικος*; *σφύγμός*, pulse]. Pertaining to the pulse; pulsatile.

**Sphygmochronograph** (*sfig-mo-kro'-no-graf*). See *Sphygmograph*.

**Sphygmodic** (*sfig-mo'-dik*) [*σφύγμός*, pulse]. Like the pulse; throbbing.

**Sphygmogram** (*sfig'-mo-gram*) [*σφύγμός*, pulse; *γράμμα*, a writing]. The tracing made by the sphygmograph. Called, also, *Pulse-tracing*, *Pulse-curve*, and *Arteriogram*.

**Sphygmograph** (*sfig'-mo-graf*) [*σφύγμός*, pulse; *γράφειν*, to write]. An instrument for recording graphic-



MAREY'S SPHYGMOGRAPH.

A. Steel spring. B. First lever. C. Writing lever. C'. Its free writing end. D. Screw for bringing B in contact with C. G. Slide with smoked paper. H. Clockwork. L. Screw for increasing the pressure. M. Dial, indicating the pressure. K, K. Straps for fixing the instrument to the arm and the arm to the double inclined plane or support.

ally the differential features of the pulse in health and disease.

**Sphygmographic** (*sfig-mo-graf'-ik*) [*σφύγμός*, pulse; *γράφειν*, to write]. Pertaining to the sphygmograph.

**Sphygmography** (*sfig-mog'-ra-fe*) [*σφύγμός*, pulse; *γράφειν*, to write]. A description of the pulse, its pathologic variations and their significance.

**Sphygmoid** (*sfig'-moid*) [*σφύγμός*, pulse; *εἶδος*, resemblance]. Resembling or having the nature of continuous pulsation.



**Sphygmology** (*sfig-mol'-o-je*) [σφνγμός, pulse; λόγος, treatise]. The sum of what is known regarding the pulse.

**Sphygmomanometer** (*sfig-mo-man-om'-et-er*) [σφνγμός, pulse; μανός, rare; μέτρον, measure]. An instrument for measuring the tension of the blood-current. See *Blood-pressure*.

**Sphygmometer** (*sfig-mom'-et-er*). See *Sphygmograph*.

**Sphygmophone** (*sfig'-mo-fon*) [σφνγμός, pulse; φωνή, sound]. 1. A sphygmograph that marks each pulse-wave by sounding. 2. An apparatus in which a microphone is employed for the medical examination of the pulse.

**Sphygmoscope** (*sfig'-mo-skōp*) [σφνγμός, pulse; σκοπεῖν, to examine]. An instrument for showing mechanically the movements of the heart or the pulsations of a blood-vessel. **S., Gas-**, makes registration by a gas-jet.

**Sphygmoscopy** (*sfig-mos'-ko-pe*) [σφνγμός, pulse; σκοπεῖν, to observe]. The art of tracing the pulse-curve by the sphygmoscope.

**Sphygmo-systole** (*sfig-mo-sis'-to-le*) [σφνγμός, pulse; συστολή, contraction]. The influence of the cardiac systole upon the pulse.

**Sphygmotechny** (*sfig'-mo-tek-ne*) [σφνγμός, pulse; τέχνη, art]. The art of diagnosis and prognosis by means of the pulse.

**Sphygmotonometer** (*sfig-mo-to-nom'-et-er*) [σφνγμός, pulse; τόνος, tone; μέτρον, measure]. An instrument for use in estimating the elasticity of the arterial walls.

**Sphygmous** (*sfig'-mus*) [σφνγμός, pulse]. Pertaining to or having the nature of a pulse.

**Sphygmus** (*sfig'-mus*) [σφνγμός, pulse]. The pulse; a pulsation.

**Sphyrotomy** (*sfi-rot'-o-me*) [σφύρα, malleus; τομή, a cutting]. An operation consisting in the removal of the malleus or its handle, together with a portion of the membrana tympani.

**Sphyxis** (*sfigs'-is*). See *Pulsation*.

**Spica** (*spi'-kah*) [L.]. 1. A spike or spur. 2. A spiral bandage with reversed turns. **S.-bandage**. See *Bandage*.

**Spicate** (*spi'-kāt*) [*spica*, a spike]. In biology, arranged in the form of a spike; spurred.

**Spice** (*spis*) [ME., *spice*, *spice*]. An aromatic vegetable substance used for flavoring; a condiment. **S.-berry**, a popular name for *Gaultheria procumbens*. **S.-plaster**. See *Emplastrum aromaticum*. **S.-poultice**, a poultice made from the mixture of a variety of spices. **S.-wood**. See *Fever Bush*.

**Spiced** (*spist*) [ME., *spice*, *spice*]. Flavored by means of spice.

**Spiciferous** (*spi-sif'-er-us*) [*spica*, a spike; *ferre*, to bear]. In biology, bearing spikes.

**Spiciform** (*spi'-sif-orm*) [*spica*, spike; *forma*, form]. Having the form of a spica.

**Spicose, Spicous** (*spi'-kōz*, *spi'-kus*) [*spica*, spike]. In biology, having spikes.

**Spicula** (*spik'-u-lah*) [dim. of *spica*, a spike; *pl.*, *Spiculæ*]. A small spike-shaped bone or fragment of bone.

**Spicular** (*spik'-u-lar*) [*spicula*, a spicule]. Having the form of a spicule.

**Spiculate** (*spik'-u-lāt*) [dim. of *spica*, a spike]. Having the shape of, or covered with spicules.

**Spicule** (*spik'-ul*) [dim. of *spica*, a spike]. A needle-shaped body; a spike. **S., Bony**, a needle-shaped bone or fragment of bone. **S.-sheath**, in biology, the investment of a sponge-spicule.

**Spiculiferous** (*spik-u-lif'-er-us*) [*spicula*, spicule; *ferre*, to bear]. Having spicula.

**Spiculiform** (*spik'-u-lif-orm*) [*spicula*, spicule; *forma*, form]. Having the form of a spicule.

**Spiculigenous** (*spik'-u-lif'-en-us*) [*spicula*, spicule; γενής, producing]. Producing spicules.

**Spiculigerous** (*spik'-u-lif'-er-us*) [*spicula*, spicule; gerere, to bear]. Same as *Spiculiferous*.

**Spiculose, Spiculous** (*spik'-u-lōz*, *spik'-u-lus*) [*spicula*, spicule]. Having spicules.

**Spiculum** (*spik'-u-lum*) [*spiculum*, a little sharp point; *pl.*, *Spicula*]. In biology, a spicule, or spicular organ, as the *spiculum amoris* or copulatory organ of certain worms and molluscs.

**Spider** (*spi'-der*) [ME., *spither*, a spider]. An arthropod of the class *Arachnida*. **S. Cancer**. See *Acne rosacea*. **S.-cells**; in biology: (a) Bacilli the flagella of which are present in such numbers as to give the microbes the appearance of minute spiders. See *Bacillus typhi abdominalis*, under *Bacteria*, *Synonymatic Table of*; (b) the characteristic cells of the neuroglia. They have numerous long and delicate prolongations. See also *Deiters' Cells*. **S. Nevus**. See *Acne rosacea*. **Ss'. Web** (*tela araneæ*), formerly much used as a hemostatic, and also in some systemic diseases; used also as a moxa, with the blow-pipe.

**Spigel's Line**. See *Lines*, *Table of*.

**Spigelia** (*spi-jel'-le-ah*) [after Adrian van der Spiegel, a Belgian physician]. Pink-root. The roots of *S. marilandica*. A popular vermifuge, generally administered with senna. In large doses an uncertain cathartic. Dose gr. xx-3 j. **S., Ext., Fld.** Dose for a child mxx-xx; for an adult 3 j-ij. **S., Infus., Comp.**, "worm-tea," "pink and senna," unof.; *spigelia* 15, senna, fennel āā 10, manna 30, water 500. Dose 3 jss-v. *S. anthelmia*, of tropical America, has similar properties.

**Spigelian Lobe** (*spi-jel'-le-an*) [after Adrian van der Spiegel, a Belgian physician]. The lobe of the liver projecting from the back part of the under surface of the right lobe.

**Spigelin** (*spi-jel'-lin*) [after Adrian van der Spiegel, a Belgian physician]. An alkaloid said to exist in the anthelmintic species of *Spigelia*, of which it appears to be an active principle.

**Spigelius, Line of**. See *Lines*, *Table of*. **S., Lobulus of**. See *Spigelian Lobe*.

**Spike** (*spik*) [*spica*, a spike, ear of corn]. 1. In biology, that form of indeterminate anthotaxy in which the flowers are sessile, or nearly so, and arranged on a lengthened axis. 2. A sharp point. 3. *S.-lavender*, a plant, *Lavandula spica*; it yields oil of spike.

**Spiked** (*spikt*). See *Spicate*.

**Spikelet** (*spi'-klet*) [*spica*, a spike, ear of corn]. In biology, a small or secondary spike; applied to the inflorescence of grasses.

**Spikenard** (*spik'-nard*) [ME., *spikenard*, spikenard]. Nard. A name given to the rhizome of various species of valerian, and especially to *Nardostachys jatamansi*, formerly much used in medicine, now used in washes and unguents, chiefly in the Orient. Unof. It is not to be confounded with American spikenard, *Aralia racemosa*.

**Spillman's Soap**. A soap used in treating syphilis. It is made of pure olive-oil and caustic potash, with which is incorporated 50 per cent. of mercury. It is neutral in reaction and causes no irritation. A portion of the body is lathered with the soap, and after drying it is covered with thin paper or some suitable garment. After 24 hours the part is washed off and dusted with rice-powder.

**Spiloma** (*spi-lō'-mah*). See *Nævus vascularis*.

**Spiolplania** (*spi-lo-plā'-ne-ah*) [σπίλος, a stain; πλανή, wandering]. A condition characterized by transient

or wandering maculæ of the skin. Also, a synonym of *Elephantiasis græcorum*.

**Spiloploxia** (*spi-lo-plaks'-e-ah*) [*σπίλος*, spot; *πλάξ*, a broad surface]. A condition marked by the large red spots symptomatic of elephantiasis; seen also in some cases of pellagra.

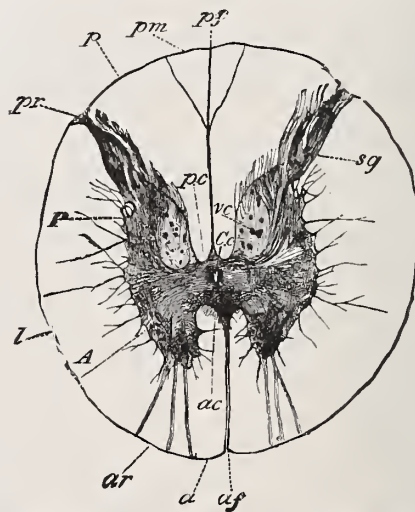
**Spilosis poliosis.** Synonym of *Cavities*.

**Spilus** (*spi'-lus*) [*σπίλος*, a spot]. A mole or colored mark on the skin; nevus.

**Spina** (*spi'-nah*) [*L.*, the backbone]. 1. A thorn. 2. The spine. **S. bifida**, a hernia of the spinal membranes through a cleft or abnormality of the lower part of the vertebral column; called, also, *Hydrorhachitis*. **S. cervina.** Same as *Buckthorn*. **S. helcis.** See *Crista helcis*. **S. supræmeatum**, an elevation just above the superior angle of the mastoid process of the temporal bone. It appears to be the posterior part of the zygomatic line. It is an important guide in the operation of opening the mastoid. **S. ventosa**, a rarefying form of osteitis in which the bone is eroded or destroyed, and the subperiosteal tissue and osseous marrow contain numerous small cells with transuded red blood-corpuscles. It is frequently a result of syphilis.

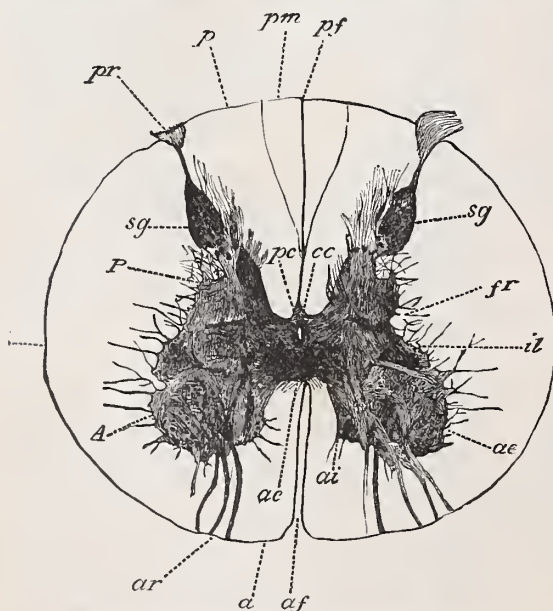
**Spinal** (*spi'-nal*) [*spina*, spine]. Pertaining to the spine. **S. Accessory Nerve.** See *Nerve*. **S. Accessory Spasm.** See *Tic rotatoire*. **S. Bulb,**

um, the vertebral column, composed of 33 vertebræ. **S. Cord**, the myelon, or medulla spinalis; the neural structure occupying the vertebral canal and extending from the atlas to the first lumbar vertebra, and terminating in the *filum terminale*. It is the great conduct-



TRANSECTION OF THE SPINAL CORD IN THE THORACIC REGION. (Bevan Lewis.)

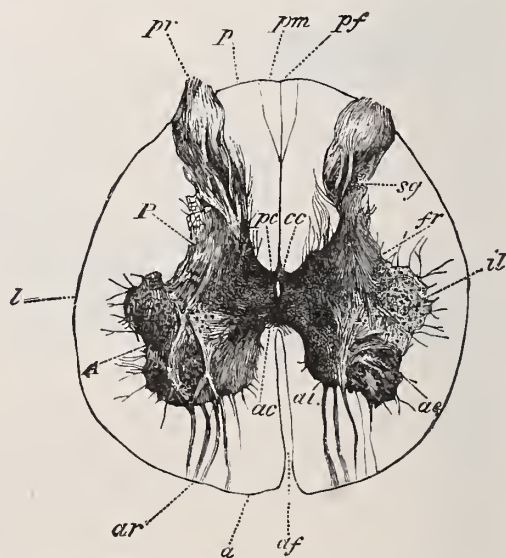
ing medium of nervous impulses both afferent and efferent and within itself from side to side, and is the great organ of reflexes. It consists of white matter externally and gray matter internally. Fissures, the



TRANSECTION OF THE SPINAL CORD IN THE CERVICAL REGION.

**A.** Ventral gray column. **a.** Ventral white column. **l.** Lateral white column. **ac.** Ventral commissure. **ar.** Ventral roots. **af.** Ventral median fissure. **il.** Intermediolateral gray column. **vc.** Vesicular column of Clarke. **P.** Dorsal gray column. **p.** Dorsal-external white column. **pm.** Dorsal median column. **pc.** Dorsal commissure. **cc.** Central canal. **pr.** Dorsal roots. **pf.** Dorsal median fissure. **ae** and **ai.** External and internal ventral vesicular columns. **sg.** Substantia gelatinosa. (Bevan Lewis.)

the oblongata. **S. Canal.** See *Canal, Vertebral*. **S. Centers**, motor centers situated in the spine. The principal are the cilio-spinal, connected with the dilatation of the pupil; the auro-spinal; the vesico-spinal; the erection-center; the ejaculatory center; the parturition, and numerous vasomotor centers. **S. Col-**



TRANSECTION OF THE SPINAL CORD IN THE LUMBAR REGION. (Bevan Lewis.)

*ventral median*, *dorsal median*, and two *lateral*, divide each half of the cord into four **Columns**, a *ventral*, *lateral*, *dorsal*, and *dorsal median*. In the **Ventral Column** lie the uncrossed, ventral, or direct



TABLE SHOWING THE LOCALIZATION OF FUNCTION IN THE DIFFERENT SEGMENTS OF THE SPINAL CORD.

(After Starr.)

SEGMENT.	MUSCLES.	REFLEX.	SENSATION.
II and III C.	Sterno-mastoid; trapezius; scaleni and neck; diaphragm.	Hypochondrium (?). Sudden inspiration induced by sudden pressure beneath the lower border of ribs.	Back of the head to the vertex. The neck.
IV C.	Diaphragm; deltoid; biceps; coraco-brachialis; supinator longus; rhomboid; supra-spinatus and infra-spinatus.	Pupil. Fourth to 7th cervical. Dilatation of the pupil induced by irritation of neck.	The neck, upper part of the shoulder, and outer part of the arm.
V C.	Deltoid; biceps; coraco-brachialis; supinator longus; supinator brevis; rhomboid; teres minor; pectoralis (clavicular part); serratus magnus.	Scapular. Fifth cervical to 1st dorsal. Irritation of skin over the scapula induces contraction of the scapular muscles. Supinator longus. Tapping its tendon at wrist induces flexion of forearm.	Back of the shoulder and arm. Outer side of the arm and forearm, front and back.
VI C.	Biceps; brachialis anticus; pectoralis (clavicular part); serratus magnus; triceps; extensors of wrist and fingers; pronators.	Triceps. Sixth to 7th cervical. Tapping elbow-tendon induces extension of forearm. Posterior wrist. Sixth to 8th cervical. Tapping tendons causes extension of hand.	Outer side of the forearm, front, and back. Outer half of the hand.
VII C.	Triceps (long head); extensors of wrist and fingers; pronators of wrist; flexors of wrist; subscapular; pectoralis (costal part); latissimus dorsi; teres major.	Anterior wrist. Tapping anterior tendons causes flexion of wrist. Palmar. 7th cervical to 1st dorsal. Stroking palm causes closure of fingers.	Inner side and back of arm and forearm. Radial half of the hand.
VIII C.	Flexors of wrist and fingers; intrinsic muscles of hand.		Forearm and hand, inner half.
I T.	Extensors of thumb; intrinsic hand-muscles; thenar and hypothenar eminences.		Forearm, inner half. Ulnar distribution to the hand.
II to XII T.	Muscles of back and abdomen; erectores spinæ.	Epigastric. Fourth to 7th thoracic. Tickling mammary region causes retraction of the epigastrium. Abdominal. Seventh to 11th thoracic. Stroking side of abdomen causes retraction of belly.	Skin of chest and abdomen, in hands running around and downward, corresponding to spinal nerve. Upper gluteal region.
I L.	Ilio-psoas; sartorius; muscles of abdomen.	Cremastric. First to 3d lumbar. Stroking inner thigh causes retraction of scrotum.	Skin over the groin and front of the scrotum.
II L.	Ilio-psoas; sartorius; flexors of knee (Remak); quadriceps femoris.	Patella tendon. Striking tendon causes extension of leg.	Outer side of the thigh.
III L.	Quadriceps femoris; inner rotators of thigh; abductors of thigh.		Front and inner side of the thigh.
IV L.	Abductors of thigh; adductors of thigh; flexors of knee (Ferrier); tibialis anticus.	Gluteal. Fourth to 5th lumbar. Stroking buttock causes dimpling in fold of buttock.	Inner side of thigh and leg, to the ankle. Inner side of the foot.
V L.	Outward rotators of thigh; flexors of knee (Ferrier); flexors of ankle; extensors of toes.		Back of the thigh and leg, and outer part of the foot.
I to II S.	Flexors of ankle; long flexors of toes; peronei; intrinsic muscles of foot; perineal muscles.	Plantar. Tickling sole of foot causes flexion of toes and retraction of leg. Foot-reflex. Achilles' tendon. Over-extension of foot causes rapid flexion; ankle-clonus. Bladder and rectal centers.	Back of thigh. Leg and foot, outer side. Skin over sacrum. Anus. Perineum. Genitals.

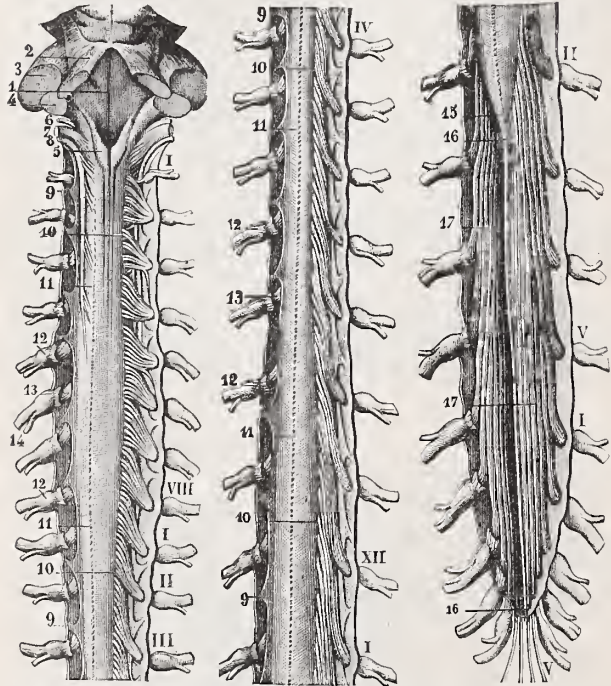
pyramidal tract and the ventral ground bundle of fibers. In the **Dorsal Column** are Goll's Column (postero-median, postero-internal) and the funiculus cuneatus (Burdach's Column, posterior radicular zone, or postero-external column). In the **Lateral Column** are the antero-lateral tract, the lateral mixed paths (lateral limiting tract), the lateral or crossed pyramidal tract, and the direct cerebellar tract. **S. Cord, Degeneration of**; injury of certain parts of the brain causes descending secondary degeneration of

certain parts of the cord bearing centrifugal impulses, and whose trophic centers lie in the motor areas of the brain. Ascending secondary degeneration follows injury of the cord in those fibers conducting impulses in a centripetal direction, the trophic centers being probably in the spinal ganglia of the dorsal roots. See *Wallerian Law*. **S. Epilepsy**, Brown-Séquard's name for ankle-clonus. See also *Epilepsy*. **S. Foramina**. See *Foramina*, *Table of*. **S. Ganglia**. See *Ganglia*, *Table of*. **S. Gutter**, the depression on either

side of the spinous processes of the vertebral column. **S. Incurvation.** See *Lordosis*. **S. Irritation.** See *Neurasthenia, Spinal*. **S. Localization,** the determination of the functions of the various portions of the spinal cord. **S. Marrow,** the spinal cord itself within the vertebral canal. **S. Nerves,** the 31 pairs of nerves arising from the cord are grouped into pairs each, *Cervical* 8, *Dorsal* 12, *Lumbar* 5, *Sacral* 5, *Coccygeal* 1. Each arises by two roots, a dorsal (gan-

*S.*, *Achromatic*, *S.*, *Cleavage*, *S.*, *Karyokinetic*, *S.*, *Nuclear*, *S.*, *Segmentation*, the double, cone-like appearance of the nucleus during certain stages of karyokinesis. **S.-cataract,** a form of cataract characterized by a spindle-shaped opacity extending from the posterior surface of the anterior portion of the capsule to the anterior surface of the posterior portion of the capsule, with a central dilatation. **S.-cell,** a fusiform cell. **S.-celled,** having fusiform cells, a form of cell typical of certain morbid growths, especially sarcoma; fusocellular. **S.-legged,** having long, thin legs. **S.-oils.** See *Lubricating Oils*. **S.-shanked.** Same as *S.-legged*. **S.-shaped,** shaped like a spindle. **Fusiform.**

**Spine** (*spin*) [*spina*, a thorn, a prickle]. In biology, (a) a sharp-pointed dermal outgrowth; (b) a point or process of a bone; a sharp, hard, stiff bone or ossicle; (c) a back-bone or spinal column, so called from its spinous processes. **S.-ache,** pain in or about the spine. **S., Cauda equina** of. See *Cauda equina*. **S., Cleft,** or **Cloven.** See *Spina bifida*. **S., Cruciate.** See *S. of Tibia*. **S., Ethmoid,** the spine on top of the sphenoid bone. **S., Filum terminale** of. See *Filum terminale*. **S., Frontal.** See *Frontal Crest*. **S., Hemal,** the part that closes in the hemal arch of a typical vertebra. **Ss., Iliac,** there are four of these: the *anterior inferior* is the eminence immediately above the acetabulum; the *anterior superior* is the anterior termination of the crest; the *posterior inferior* is a slight eminence upon the margin immediately above the great sciatic notch; the *posterior superior* is the posterior extremity of the crest. **S., Irritable.** See *Spinal Irritation*. **S., Ischiatic.** See *S. of Ischium*. **S. of Ischium,** a pointed eminence on the posterior border of the body of the ischium. It is the lower border of the great sciatic notch. **S., Mental.** See *Genial Tubercles*. **Ss., Nasal,** there are three of these: the *anterior,* or *nasal spine of the superior maxillary,* is the inferior sharp edge of the nasal crest of this bone; the *posterior,* or *nasal spine of the palatine bone,* is the prominence upon the posterior margin of the palatal plate of the palate bone; the *third,* or *common nasal spine,* is the sharp process projecting from the middle of the inferior surface of the frontal bone. **S., Neural,** the part that closes in



SUPERIOR OR CERVICAL SEGMENT OF SPINAL CORD.

MIDDLE OR DORSAL PORTION OF CORD.

INFERIOR PORTION OF CORD AND CAUDA EQUINA.

1. Floor of fourth ventricle. 2. Superior cerebellar peduncle. 3. Middle cerebellar peduncle. 4. Inferior cerebellar peduncle. 5. Enlargement at upper extremity of postero-median column. 6. Glossopharyngeal nerve. 7. Vagus. 8. Spinal accessory. 9, 9, 9, 9. Ligamentum denticulatum. 10, 10, 10, 10. Posterior roots of spinal nerves. 11, 11, 11, 11. Postero-lateral fissure. 12, 12, 12, 12. Ganglia of posterior roots. 13, 13. Anterior roots. 14. Division of united roots into anterior and posterior nerves. 15. Terminal extremity of cord. 16, 16. Filum terminale. 17, 17. Cauda equina. I, VIII. Cervical nerves. I, XII. Dorsal nerves. I, V. Lumbar nerves. I, V. Sacral nerves.

gliated) root, and a ventral (anterior, non-gangliated) root. On the dorsal root is the spinal ganglion. Beyond the ganglion the two roots unite to form, in the spinal canal, the mixed trunk of a spinal nerve. The ventral roots supply efferent fibers to all the voluntary muscles of the trunk and extremities, to the smooth muscular fibers of the bladder, ureter, uterus, etc., vasomotor, inhibitory, secretory, and trophic fibers. The dorsal roots intermediate sensory and tactile impulses. **S. Point.** See *Point apophysaire* and *Cranio-metric Points*. **S. Reflexes:** See *Reflexes, Table of*. **S. System,** the spinal cord and nerves considered as a whole.

**Spinalis** (*spi-na'-lis*). See *Muscles, Table of*.

**Spinate** (*spi'-nat*) [*spinatus*, having spines]. Armed with spines or thorn-shaped processes.

**Spindle** (*spin'-dl*) [ME., *spinulle*, spindle]. A tapering rod or pin. A body having a fusiform shape.

the neural arch of the typical vertebra. **S., Occipital, External,** the external occipital crest. **S., Palatine.** See *S., Nasal*. **S., Pharyngeal,** the ridge on the under surface of the basilar process of the occipital bone. **S. of the Pubes,** the prominent tubercle on the upper border of the body of the pubes. **S., Pubic.** See *S. of the Pubes*. **S., Railway,** the designation given to a series of nervous symptoms developed from shock produced by a railway accident or from the concussion produced by constant travel. **S. of the Scapula,** the plate of bone crossing the dorsum of the scapula and dividing it into two unequal parts. **S., Sciatic.** See *S. of Ischium*. **S., Sphenoid,** the spinous process of the greater wing of the sphenoid bone. **S. of the Sphenoid.** See *S., Sphenoid*, and *S., Ethmoid*. **S. of the Tibia,** the elevation upon the upper surface of the tibia between its two articulating surfaces. **S., Typhoid,**



acute inflammation of one or more vertebræ following typhoid fever.

**Spinescent** (*spi-nes'-ent*) [*spinescere*, to grow thorny]. In biology, coarse, harsh, or spiny.

**Spinocerebral** (*spin-is-er'-e-bral*). See *Cerebro-spinal*.

**Spiniferous** (*spi-nif'-er-us*) [*spina*, spine; *ferre*, to bear]. Bearing spines.

**Spiniform** (*spi'-nif-orm*) [*spina*, a thorn; *forma*, form]. In biology, spine-like.

**Spinigerous** (*spi-nij'-er-us*). Same as *Spiniferous*.

**Spinirector** (*spi-ne-rek'-tor*) [*spina*, spine; *erector*, erector]. The erector spinæ muscle.

**Spinitis** (*spi-ni'-tis*). See *Myelitis*.

**Spinobulbar** (*spi-no-bul'-bar*) [*spina*, spine; *bulbus*, the oblongata]. Pertaining jointly to the spinal cord and the oblongata.

**Spinola** (*spi-no'-lah*). See *Spina bifida*.

**Spinometer** (*spi-nom'-et-er*). Same as *Scoliosometer*.

**Spinose** (*spi'-nōz*) [*spinus*, full of thorns]. In biology, possessing thorns; or shaped like a thorn.

**Spinous** (*spi'-nus*) [*spina*, spine]. Pertaining to the spine; spiny or spiniform. **S. Process**, the apophysis or prominence at the posterior part of each vertebra.

**Spintherism, Spintherismus** (*spin'-ther-izm*, *spin-ther-iz'-mus*) [*σπινθηρίειν*, to emit sparks]. Synchysis scintillans; the illusory sensation of sparks dancing before the eyes.

**Spintheroma** (*spin-ther-o'-mah*) [*σπινθήρ*, spark]. Photopsia due to the presence of cholesterin-crystals.

**Spintheropia** (*spin-ther-o'-pe-ah*) [*σπινθήρ*, spark; *ὄψις*, sight]. Same as *Spintherism*.

**Spinula** (*spin'-u-lah*) [*spinula*, dim. of *spina*, a spine; *pl.*, *Spinulæ*]. In biology, a little hook or spine.

**Spinulate** (*spin'-u-lat*) [*spinula*, a little spine]. Provided with a spinula.

**Spinule** (*spin'-ul*). Same as *Spinula*.

**Spinulose, Spinulous** (*spin'-u-loz*, *spin'-u-lus*) [*spina*, spine]. Spiny; having spines.

**Spiny** (*spi'-ne*) [*spina*, spine]. Full of spines. **S. Clotbur**, the herb *Xanthium spinosum*, reported to be a specific in hydrophobia. Its properties have not been investigated. Unof.

**Spira** (*spi'-rah*) [*L.*, a spire]. A convolution of the brain; a spiral.

**Spiracle** (*spi'-rak-l*) [*spiraculum*, a breathing-hole]. In biology, a respiratory aperture.

**Spiraculum** (*spi-rak'-u-lum*) [*L.*, a breathing-hole; *pl.*, *Spiracula*]. In biology, a spiracle.

**Spiræa** (*spi-re'-ah*). See *Hardhack* and *Queen of the Meadow*.

**Spiral** (*spi'-ral*) [*spiralis*; *spira*, a spire]. A curve with constantly increasing diameters; wound like the threads of a screw. **S. Bandage**. See *Bandage*. **S. Canal**. See *Cochlea*. **S., Cheese**, the *Spirillum tyrogenum*. **Ss., Curschmann's**, a form of curled and tufted fibrous exudate, seen in the sputum of asthma, pneumonia, etc. They are held to be pathognomonic of exudative bronchiolitis. See *Ss., Leyden's*. **S. Duct**, a duct whose wall has a spiral thickening on its inner surface. **S., Finkler and Prior's**. See *Spirillum*. **S. Ganglion**. See *Ganglion*. **S. Groove**. See *Sulcus spiralis*. **S., Herxheimer's**, peculiar fibers in the epidermis and the epithelium of certain mucous membranes. Eddowes thinks them to be of a fibrinous nature. **S. Lamina**. See *Lamina*. **S. Layer**, the middle of the three layers of the tracheal tube of an insect. **Ss., Leyden's**, a mesh of delicate fibers usually arranged in spiral form, which are found in the sputum and are the result of desquamative catarrhal inflammation. **S. Tendency**. See under *Theory*. **S. Tubes of Kidney**. See *Tubuli uriniferi*.

**S. Vessel**, a tubular structure formed by the endwise coalescence of elongated cells with spiral layers of thickening in their walls.

**Spiration** (*spi-ra'-shun*). See *Respiration*.

**Spire** (*spir*) [*spira*, a coil, twist]. In biology, a conic, tapering structure, a sprout, a stalk, or the exerted whorls of the shell of a spiral gasteropod mollusc.

**Spirem** (*spi'-rem*) [*spira*, a coil, a twist]. In biology, the "close skein," or "mother-skein" of chromatin-fibrils in a cell undergoing mitotic division. The first stage in karyokinesis.

**Spiricle** (*spi'-rik-l*) [*spira*, a coil]. In biology, a coiled thread found in the hairs on some seeds; they uncoil when dampened and give rise to a motion which tends to bury the seed in the soil.

**Spiriferous** (*spi-rif'-er-us*) [*spira*, a coil; *ferre*, to bear]. Spired; having a spire.

**Spirillum** (*spi-ri'll-um*) [*spirillum*, a curled hair]. A genus of bacteria whose elements are curved, often forming a spiral of several turns. See *Bacteria*, *Synonymatic Table of*. **S. Fever**. See *Relapsing Fever*.

**Spirit** (*spir'-it*) [*spiritus*, spirit]. In pharmacy, an alcoholic or hydro-alcoholic solution of a volatile substance. It is prepared either by solution or by distillation. See *Spiritus*. **S.-blue, S.-brown, S.-colors**. See *Pigments, Colors, and Dyestuffs*. **S. Diphenyl-amin-blue**. Same as *Bavarian Blue*. **S.-eosin**. Same as *Primrose*. **S. of Mindererus**. See *Ammonium*. **S.-proof**, any liquor containing at least 49 per cent. of absolute alcohol. **S., Rectified**, spirit free from fusel-oil, and containing at least 85 per cent. absolute alcohol. **S., Rum**, a spirit distilled from fermented alcohol. **S.-vinegar**. See *Vinegar*. **S.-violet**. Same as *Rosanilin-violet*. **S. of Wine**. See *Spiritus*. **S.-yellow**. Same as *Anilin-yellow*. See *Pigments, Conspectus of*.

**Spiritism** (*spir'-it-izm*). See *Spiritualism*.

**Spiritous** (*spir'-it-us*) [*spiritus*, spirit]. Alcoholic.

**Spiritualism** (*spir'-it-u-al-izm*) [*spiritus*, spirit]. The theory of an immaterial entity underlying or causing organic phenomena, as opposed to materialism, which last explains such phenomena by the operation of mechanical forces. The term has been incorrectly used for *Spiritism*, or "necromancy by the supposed evocation of the spirits of the dead."

**Spirituos** (*spir'-it-u-us*) [*spiritus*, spirit]. Pertaining to alcoholic liquors.

**Spiritus** (*spir'-it-us*) [*L.*]. Spirit. In pharmacy, an alcoholic mixture obtained by the distillation of wine, or fermented saccharine mixtures. Good spirit should contain not less than 40 per cent. of absolute alcohol. There are 25 official *spiriti*. **S. frumenti, whiskey**, spirit obtained by the distillation of fermented grain (mainly corn or rye). It should contain 44-50 per cent. of alcohol. **S. juniperi**, gin or whiskey (rye or barley) with which juniper-berries and hops have been distilled. **S. odoratus**, cologne-water, consists of alcohol 800, water 158, acetic ether 2, oil of bergamot 16, oils of lemon and rosemary aa 8, oils of lavender-flowers and orange-flowers aa 4 parts. **S. rector**, in biology, a force exerted by the aggregate of an organism over its parts, constraining newly integrated atoms to take a definite form. See *Nisus formativus*. **S. vini gallici**, or Spirit of Wine, brandy; a liquor obtained by the distillation of wine. It should contain 39-47 per cent. of alcohol.

**Spirobacterium** (*spi-ro-bak-te're-um*) [*spira*, a spiral; *βακτήριον*, bacterium]. A schizomycete in the form of spiral filaments.

**Spirocheta** (*spi-ro-ke'-tah*) [*spira*, a coil; *χαίτη*, a bristle]. In biology, a genus of *Schizomycetes*, characterized by flexible, spiral filaments. But one species

is known, *S. obermeieri*. See under *Bacteria*, *Synonymatic Table of*. **S. evansi**, Steel. Not a bacterium at all, but an infusorian, *Trypanosoma evansi* (Evans), Balbiani, the cause of the epizootic pernicious anemia in horses, mules, and camels, called *Surra*, *q. v.* See *Parasites*, *Animal*, *Table of*.

**Spirocolon** (*spi-ro-ko'-lon*). A form of syphilis at one time prevalent in Greece.

**Spirograph** (*spi'-ro-graf*) [*spirare*, to breathe; *γράφη*, a record]. An instrument for registering the movements of respiration.

**Spirographin** (*spi-ro-graf'-in*) [*σπειρα*, coil; *γράφειν*, to write]. A substance obtained from the cartilage and skeletal tissues of the worm, *Spirographis*.

**Spiroid** (*spi'-roid*) [*spira*, spire]. Resembling a screw; having spiral convolutions.

**Spiroloculine** (*spi-ro-lok'-u-lin*) [*spira*, a coil; *loculus*, a little box or cell]. In biology, characterized by spirally arranged loculi.

**Spirometer** (*spi-rom'-et-er*) [*spirare*, to breathe; *μέτρον*, a measure]. An instrument used to measure the quantity of air exhaled.

**Spirometric** (*spi-ro-met'-rik*) [*spirare*, to breathe; *μέτρον*, measure]. Pertaining to the spirometer.

**Spirometry** (*spi-rom'-et-re*) [*spirare*, to breathe; *μέτρον*, measure]. The estimation of the amount of air used in respiration, or of the quantity of air which the lungs can contain.

**Spirophore** (*spi'-ro-för*) [*spirare*, to breathe; *φέρειν*, to carry]. An instrument for use in artificial respiration.

**Spiroscope** (*spi'-ro-sköp*). See *Spirometer*.

**Spirozoöid** (*spi-ro-zo'-oid*) [*spira*, a coil, spire; *ζῶον*, an animal; *εἶδος*, form]. In biology, a defensive zoöid of certain *hydrozoans*, consisting of a long, slender, spirally coiling filament provided with lasso-cells.

**Spirulate** (*spi'-ru-lät*) [*spira*, a coil, spire]. Spiral in form or arrangement.

**Spissate** (*spis'-ät*). See *Inspissate*.

**Spissitude** (*spis'-it-üd*) [*spissitudo*, *spissare*, to thicken]. The state of being thick.

**Spit** [ME., *spitten*, to spit]. 1. To eject sputum from the mouth. 2. Saliva. 3. In biology, a frothy secretion produced by certain insects as a means of protection.

**Spithameous** (*spith-am-e'-us*) [*σπιθαμή*, a span]. In biology, span-high.

**Spitting** (*spit'-ing*) [ME., *spitten*, to spit]. The act of expectorating. **S. of Blood**. See *Hemoptysis*.

**Spittle** (*spit'-l*). Same as *Sputum* or *Saliva*.

**Spittoon**. See *Cuspidor*.

**Spitzka-Lissauer, Column of**. See *Column*.

**Spix, Angles of**. In craniometry, those angles formed: (1) between the alveolo-nasal line and the coronal

line; (2) between the alveolo-nasal line and the nasobasilar line. **S., Horizontal Plane of**, in craniometry, the alveolo-condylean plane.

**Splanchna** (*splangk'-nah*) [*σπλάγχνα*, viscera]. 1. The intestines. 2. The viscera.

**Splanchnapophyseal** (*splangk-nap-off-is'-e-al*) [*σπλάγχνα*, viscera; *ἀπόφυσις*, apophysis]. Pertaining to a splanchnapophysis.

**Splanchnapophysis** (*splangk-nap-off'-is-is*) [*σπλάγχνα*, viscera; *ἀπόφυσις*, apophysis]. An apophysis or outgrowth of a vertebra on the opposite side of a vertebral axis from a neurapophysis, and inclosing some viscus.

**Splanchnectopia** (*splank'-nek-to'-pe-ah*) [*σπλάγχνα*, viscera; *ἐκτοπος*, displaced]. The abnormal position or dislocation of a viscus.

**Splanchnemphraxis** (*splangk-nem-fraks'-is*) [*σπλάγχνα*, viscera; *ἐμφραξις*, obstruction]. Obstruction of the intestine.

**Splanchneurysma** (*splangk-nu-riz'-mah*) [*σπλάγχνα*, viscera; *ἀνεύρυσμα*, aneurysm]. Distention of the intestines.

**Splanchnic** (*splangk'-nik*) [*σπλαγχνικός*; *σπλάγχνα*, viscera]. Pertaining to the viscera.

**Splanchnoblast** (*splangk'-no-blast*) [*σπλάγχνα*, the viscera; *βλαστός*, a germ]. In biology, an *Anlage*, proton, or incipient rudiment destined to take part in the formation of the viscera; one of the "*histoblasts*" of Künckel and Herculaïs. Cf. *Neuroblast* and *Imaginal Disc*.

**Splanchnoceles** (*splangk'-no-sel*) [*σπλάγχνα*, the viscera; *κοίλος*, hollow]. 1. A protrusion of any abdominal viscus. 2. In biology, Hajek's name for that part of the celom which persists in the adult, and gives rise to the pericardial, pleural, and abdominal cavities; the ventral celom, or pleuro-peritoneal space. It appears as a narrow fissure in the parietal zone of the mesoblast.

**Splanchnodiastasis** (*splangk-no-di-as'-tas-is*) [*σπλάγχνα*, viscera; *διαστασις*, diastasis]. Displacement or separation of the viscera.

**Splanchnodyne** (*splangk'-no-dün*) [*σπλάγχνα*, viscera; *ὄδυν*, pain]. Intestinal pain.

**Splanchnographic** (*splangk-no-graf'-ik*) [*σπλάγχνα*, viscera; *γράφειν*, to write]. Pertaining to splanchnography.

**Splanchnography** (*splangk-nog'-ra-fe*). See *Splanchnology*.

**Splanchnolith** (*splangk'-no-lith*) [*σπλάγχνα*, viscera; *λίθος*, a stone]. Calculus of a viscus.

**Splanchnolithiasis** (*splangk-no-lith-i'-as-is*) [*σπλάγχνα*, viscera; *λίθος*, stone]. The condition of calculus of the intestine.

**Splanchnologic** (*splangk-no-loj'-ik*) [*σπλάγχνα*, viscera; *λόγος*, science]. Pertaining to splanchnology.

**Splanchnologist** (*splangk-nol'-o-jist*) [*σπλάγχνα*, viscera; *λόγος*, science]. One versed in splanchnology.

**Splanchnology** (*splangk-nol'-o-je*) [*σπλάγχνα*, viscera; *λόγος*, treatise]. The sum of what is known of the nature and functions of the viscera.


**Splanchnon** (*splangk'-non*) [*σπλάγχνον*, viscus]. A viscus. See *Splanchna*.

**Splanchnopathy** (*splangk-nop'-ath-e*) [*σπλάγχνα*, viscera; *πάθος*, disease]. Disease of viscera.

**Splanchnopleura** (*splangk'-no-plu'-rah*) [*σπλάγχνα*, viscera; *πλευρά*, the side]. In biology, the wall of the alimentary tract of a vertebrate, formed by the splanchnic mesoderm and the entoderm.

**Splanchnopleural** (*splangk'-no-plu'-ral*) [*σπλάγχνα*, viscera; *πλευρά*, side]. Pertaining to the splanchnopleura.

**Splanchnopleure** (*splangk'-no-plür*) [*σπλάγχνα*, the



SCHEME OF HUTCHINSON'S SPIROMETER.



viscera; πλευρά, the side]. Same as *Splanchnopleura*.

**Splanchnopleuric** (*splangk'-no-plu'-rik*). Same as *Splanchnopleural*.

**Splanchnoptosis** (*splangk-nop-to'-sis*) [σπλάγκνα, viscera; πτώσις, a falling]. A condition of relaxation of the abdominal viscera; it includes gastroptosis, enteroptosis, nephroptosis, less commonly hepatoptosis and splenoptosis.

**Splanchnosclerosis** (*splangk-no-skle-ro'-sis*) [σπλάγκνα, viscera; σκληρός, hard]. Visceral induration.

**Splanchnoscopy** (*splangk-nos'-ko-pe*) [σπλάγκνα, viscera; σκοπεῖν, to examine]. Exploration and examination of the viscera.

**Splanchnoskeleton** (*splangk-no-skel'-et-on*) [σπλάγκνα, viscera; σκελετόν, skeleton]. In biology, that portion of the skeleton specially related to the viscera.

**Splanchnosympathy** (*splangk-no-sim'-path-e*) [σπλάγκνα, viscera; συμπάθεια, sympathy]. The reflex actions among the viscera themselves and between the viscera and other organs.

**Splanchnotomic** (*splangk-no-tom'-ik*) [σπλάγκνα, viscera; τέμνειν, to cut]. Pertaining to splanchnotomy.

**Splanchnotomy** (*splangk'-not'-o-me*) [σπλάγκνα, viscera; τέμνειν, to cut]. Dissection, or anatomy, of the viscera.

**Splashing** (*splash'-ing*) [origin obscure]. Making a splashing sound. **S. Fremitus**, a noise heard in succussion in some cases of pleural effusion; it may be simulated by the presence of fluid in a distended stomach.

**Splay** (*spla*) [ME., *splayen*, to splay]. To dislocate, as a horse's shoulder. **S.-foot**. See *Talipes*. **S.-mouth**, a wide mouth.

**Spledget** (*splej'-et*). A pledget, or cloth, used in dressing a sore or wound. [Old.]

**Spleen** (*splen*) [σπλήν, spleen]. 1. One of the abdominal viscera, situated just below the diaphragm upon the left side; its function is not certainly determined, though probably hematopoietic. 2. Melancholy; low spirits; hypochondriasis; ill-temper; surliness. **S., Accessory**, a loose portion of splenic tissue in the neighborhood of the spleen. **S., Bacon**, a uniformly lardaceous spleen. **S., Floating**. See *S., Wandering*. **S., Indian**, an indurated spleen sometimes found in Anglo-Indians. **S., Lardaceous**, an enlargement of the spleen due to waxy degeneration. **S.-pulp**, the proper tissue of the spleen. **S., Sago-**, a spleen of which the Malpighian follicles are the seat of amyloid change. **S.-sick**, splenetic. **S., Wandering**. See *Wandering Spleen*. **S., Waxy**. See *S., Lardaceous*. **S.-wort**. See *Filix* and *Asplenium*.

**Spleeny** (*sple'-ne*) [σπλήν, spleen]. Hypochondriacal; melancholy; ill-tempered; perverse.

**Splen-** (*splen-*) [σπλήν, spleen]. A prefix used to denote connection with or relation to the spleen.

**Splenadenoma** (*splen-ad-en-o'-mah*) [σπλήν, spleen; ἀήν, gland; ὄμα, tumor]. Splenic lymphadenoma.

**Splenalgia** (*splen-al'-je-ah*) [σπλήν, spleen; ἄλγος, pain]. Pain in the spleen.

**Splenalgic** (*splen-al'-jik*) [σπλήν, spleen; ἄλγος, pain]. Affected with splenalgia.

**Splenalgia** (*splen-al'-je*). Same as *Splenalgia*.

**Splenauxe** (*splen-avaks'-e*) [σπλήν, spleen; αύξή, increase]. Enlargement of the spleen.

**Splencular** (*splen'-ku-lar*) [σπλήν, spleen]. Pertaining to a splenculus.

**Splenculus** (*splen'-ku-lus*) [σπλήν, spleen; *pl., Splenculi*]. A supplementary spleen; an exclave of the spleen.

**Splendid Line of Haller**. See *Lines*, Table of.

**Splenechos, Splenechus** (*splen-e'-kos, splen-e'-kus*) [σπλήν, spleen; ηχος, sound]. The percussion-sound obtained over the spleen.

**Splenectasis** (*splen-ek'-tas-is*) [σπλήν, spleen; ἔκτασις, enlargement]. Enlargement of the spleen.

**Splenectomist** (*splen-ek'-to-mist*) [σπλήν, spleen; ἔκτομή, excision]. A surgeon who performs splenectomy.

**Splenectomy** (*splen-ek'-to-me*) [σπλήν, spleen; ἔκτομή, excision]. Excision of the spleen.

**Splenectopia, Splenectomy** (*splen-ek-to'-pe-ah, splen-ek'-to-pe*) [σπλήν, spleen; ἔκτοπος, dislocated]. Displacement of the spleen.

**Splenelcosis** (*splen-el-kō'-sis*) [σπλήν, spleen; ἑλκωσις, ulceration]. Ulceration of the spleen.

**Splenelcus** (*splen-el'-kus*) [σπλήν, spleen; ἑλκος, ulcer]. An ulcer upon the spleen.

**Splenemia, Splenæmia** (*splen-e'-me-ah*) [σπλήν, spleen; αἷμα, blood]. Splenic leukemia.

**Splenemphraxis** (*splen-em-fraks'-is*) [σπλήν, spleen; ἐμφράξις, obstruction]. Congestion of the spleen from any cause.

**Splenepatitis** (*splen-ep-at-i'-tis*) [σπλήν, spleen; ἥπαρ, liver; ιτις, inflammation]. Inflammation involving both liver and spleen.

**Splenetic** (*splen-et'-ik*) [σπλήν, spleen]. Splenic. Pertaining to the spleen; ill-humored; fretful; hypochondriacal.

**Splénial** (*sple'-ne-al*) [σπλήνιον, bandage]. 1. Serving as a bandage or splint. 2. Pertaining to the splenium or to the splenius.

**Splenic** (*splen'-ik*) [σπληνικός]. Pertaining to or affecting the spleen. **S. Fever**. See *Anthrax*. **S. Pulp**. See *Pulp*.

**Splenicogastric** (*splen-ik-o-gas'-trik*) [σπληνικός, splenic; γαστήρ, stomach]. Belonging or pertaining to both the spleen and the stomach.

**Splenicopancreatic** (*splen-ik-o-ran-kre-at'-ik*) [σπληνικός, splenic; πάγκρεας, pancreas]. Belonging or pertaining to both the spleen and the pancreas.

**Splenicterus** (*splen-ik'-ter-us*) [σπλήν, spleen; ἰκτερος, jaundice]. Inflammation of the spleen associated with jaundice.

**Spleniculus** (*splen-ik'-u-lus*). See *Splenculus*.

**Splenicus** (*splen'-ik-us*) [σπλήν, spleen]. 1. Splenic. 2. A drug acting upon the spleen.

**Splenification** (*splen-if-ik-a'-shun*) [σπλήν, spleen; *facere*, to make]. In pathology, the conversion, during certain diseases, of the substance of the lungs or of the liver into tissue resembling that of the spleen.

**Spleniserrate** (*splen-is-er'-āt*) [σπλήνιον, bandage; *serra*, saw]. Pertaining to the splenius and serrate muscles.

**Splenisitis** (*splen-is'-is*) [σπλήν, spleen]. A degeneration of the lung sometimes found in yellow fever. The lung contains dark-brown spots having a color and consistency resembling those of the spleen.

**Splenitis** (*splen-i'-tis*) [σπλήν, spleen; ιτις, inflammation]. Inflammation of the spleen.

**Splenium** (*sple'-ne-um*) [σπλήνιον, bandage]. The rounded caudal extremity of the callosum. It represents a flexion of the callosal sheet upon itself, so that there is a dorsal lamina, a ventral lamina, and a caudal connecting portion. The thick fold or pad at the posterior end of the corpus callosum.

**Splenius** (*sple'-ne-us*) [σπλήνιον, bandage]. The posterior mastoid muscle; it is in two parts—the splenius capitis and the splenius colli. See *Muscles*, Table of.

**Splenization** (*splen-iz-a'-shun*) [σπλήν, spleen]. A condition of the lungs during the first or second stage of pneumonia, in which period the tissue of the lungs resembles that of the spleen. **S., Hypostatic**, hypostatic pneumonia.

**Spleno-** (*splen'-o-*). Same as *Splen-*.

**Splenocoele** (*splen'-o-sēl'*) [*σπλήν*, spleen; *κίλη*, hernia]. Hernia of the spleen.

**Spleno-colic** (*splen-o-kol'-ik*) [*σπλήν*, spleen; *κόλον*, colon]. Pertaining conjointly to the spleen and the colon. **S.-c. Ligaments**, a peritoneal fold between the spleen and the mesocolon.

**Splenodynia** (*splen-o-din'-e-ah*) [*σπλήν*, spleen; *όδύνη*, pain]. Pain in the spleen.

**Splenographic** (*splen-o-graf'-ik*) [*σπλήν*, spleen; *γράφειν*, to write]. Pertaining to splenography.

**Splenography** (*splen-o-logy'-e-ah*) [*σπλήν*, spleen; *γράφειν*, to write]. The descriptive anatomy of the spleen.

**Splenoemia** (*splen-o-he'-me-ah*) [*σπλήν*, spleen; *αἷμα*, the blood]. Congestion of the spleen. Hyperemia of the spleen.

**Splenoid** (*splen'-oid*) [*σπλήν*, spleen; *εἶδος*, resemblance]. Resembling the spleen.

**Splenokeratosis** (*splen-o-ker-at'-o-sis*) [*σπλήν*, spleen; *κέρας*, wax]. Splenic induration.

**Splenologic** (*splen-o-logy'-ik*) [*σπλήν*, spleen; *λόγος*, science]. Pertaining to splenology.

**Splenology** (*splen-o-logy'-e-ah*) [*σπλήν*, spleen; *λόγος*, science]. The sum of what is known of the splenic structure, function, and diseases.

**Splenolymphoma** (*splen-o-lym'-fo'-mah*). See *Splenadenoma*.

**Splenoma** (*splen-o'-mah*) [*σπλήν*, spleen; *όμα*, tumor]. Tumor of the spleen.

**Splenomalacia** (*splen-o-mal'-a'-se-ah*) [*σπλήν*, spleen; *μαλακία*, softness]. Softening of the tissue of the spleen.

**Splenomegalia** (*splen-o-meg-a'-le-ah*) [*σπλήν*, spleen; *μέγας*, large]. Idiopathic hypertrophy of the spleen; an essential hypersplenism. Simple enlargement of the spleen apart from leukemia, or cachexia; by some it is considered merely as Hodgkin's disease of exclusively splenic type, while others (Debove and Grancher) hold it to be a special disease.

**Splenomegaly** (*splen-o-meg'-al-e*). See *Splenomegalia*.

**Splenoncus** (*splen-on'-kus*). See *Splenoma*.

**Splenoparctasis** (*splen-o-par-ek'-tas-is*) [*σπλήν*, spleen; *εκτασις*, distention]. Enlargement of the spleen.

**Splenopathy** (*splen-op'-ath-e*) [*σπλήν*, spleen; *πάθος*, disease]. Disease of the spleen.

**Splenophlegmone** (*splen-o-fleg'-mon-e*) [*σπλήν*, spleen; *φλεγμονή*, inflammation]. Phlegmonous inflammation of the spleen.

**Splenophraxia, Splenophraxis** (*splen-o-fraks'-e-ah*, *sple-no-fraks'-is*). See *Splenemphraxis*.

**Spleno-phrenic** (*splen-o-fren'-ik*) [*σπλήν*, spleen; *φρήν*, diaphragm]. Pertaining to the spleen and the diaphragm. **S.-p. Ligament**, a peritoneal fold between the spleen and the diaphragm.

**Splenophthisis** (*splen-off'-this-is*) [*σπλήν*, spleen; *φθισις*, wasting]. Atrophy of the spleen.

**Splenopneumonia** (*splen-o-nu-mo'-ne-ah*) [*σπλήν*, spleen; *πνεύμων*, lung]. Pneumonia with splenization of the lung.

**Splenorrhagia** (*splen-or-a'-je-ah*) [*σπλήν*, spleen; *ρήγνιναι*, to burst forth]. Hemorrhage from the spleen.

**Splenotomic** (*splen-o-tom'-ik*) [*σπλήν*, spleen; *τέμνειν*, to cut]. Pertaining to splenotomy.

**Splenotomy** (*splen-o'-o-me*) [*σπλήν*, spleen; *τέμνειν*, to cut]. Incision or dissection of the spleen.

**Spleno-typhoid** (*splen-o-ti'-foid*) [*σπλήν*, spleen; *τίφος*, stupor]. Typhoid fever with splenic complication.

**Splint** (*splint*) [ME., *splinte*, splint]. An exostosis occurring on the inner surface of the metacarpal bone of the horse.

**Splenyptrophia** (*splen-i-per-tro'-fe-ah*) [*σπλήν*, spleen; *ὑπερ*, over; *τροφή*, nourishment]. Hypertrophy of the spleen.

**Splint** [ME., *splinte*, splint]. 1. A piece of wood, metal, or other material for keeping the ends of a fractured bone in permanent apposition during the process of contact while healing. 2. See *Splint*. **S.**, **Agnew's** (for hip-joint disease), a long splint with a perineal band (fitted closely against the tuber ischii) and a foot-piece; used after the disappearance of acute symptoms, and designed to support the weight of the trunk. **S.**, **Anchor**, a splint used for fracture of the jaw. Metal loops fit over the teeth, and are held in contact by a rod and nut. **S.-bandage**, an immovable bandage. **S.**, **Bavarian**, coarse flannel is cut to fit the part, and stitched over the limb. A thick paste of plaster-of-Paris is rubbed upon the cloth to secure immobility. **S.**, **Bond's** (for fracture of the lower end of the radius), a thin, wooden splint, with sole-leather edges an inch high, and a curved block to rest in the palm of the hand. A pasteboard splint is used on the back of the forearm, both reaching from below the elbow to almost the distal ends of the metacarpal bones. **S.-bone**, the fibula. **S.**, **Bracketed**, a splint consisting of two pieces of wood or metal joined by brackets. **S.**, **Levis's**, a perforated metal splint extending from below the elbow almost to the distal ends of the metacarpal bones. It is hollowed to fit the arm and palm, and the metacarpal joints are flexed over it.

**Splinter** (*splin'-ter*) [ME., *splinteren*, to split]. See *Sequestrum*. Applied, also, popularly to a bit of wood or other material that pierces the skin. **S.-bone**, the fibula; a term applied to one of the two small bones extending from the knee to the fetlock of the horse, behind the shank-bone.

**Split** [origin obscure]. A longitudinal fissure. **S. Pelvis**, congenital non-union of the bones of the pubes at the symphysis.

**Spodiomyelitis** (*spo-de-o-mi-el-i'-tis*) [*σποδός*, gray; *μυελός*, marrow; *ιτις*, inflammation]. An acute inflammation in the anterior cornua of the spinal cord, in which the larger multipolar ganglion-cells are destroyed; it occurs usually in children during their period of first dentition. See *Poliomyelitis*, *Acute Anterior*.

**Spodium** (*spo'-de-um*) [*σποδός*, ashes]. An old term for animal charcoal.

**Spodogenous** (*spo-doj'-en-us*) [*σποδός*, ashes; *γεννάν*, to produce]. Arising from debris, or from the waste matters of the economy.

**Spokebone** (*spök'-bon*). See *Radius*.

**Spoliative** (*spo'-le-a-tiv*) [*spoliare*, to plunder]. Diminishing; applied to venesection practised for the purpose of diminishing the mass of blood.

**Spondias** (*spon'-de-as*) [*σπονδίας*, a tree]. Hog-plum; a genus of trees of the order *Anacardiaceae*, growing in China, the West Indies, tropical South America, and the islands of the Pacific. The trees bear an edible fruit, which is aperient and refrigerant; the leaves are mildly anodyne and diaphoretic, and the root and bark possess astringent properties. The seeds are poisonous.

**Spöndle, Foramen of**. See *Foramina*, *Table of*.

**Spondles** (*spon'-dles*) [*σπόνδυλος*, a vertebra]. The vertebrae.

**Spondyl-** (*spon'-dil-*) [*σπόνδυλος*, vertebra]. A prefix used to denote connection with one or more vertebrae. **Spondylalgia** (*spon-dil-al'-je-ah*) [*σπόνδυλος*, vertebra; *άλγος*, pain]. Pain referred to a vertebra.

**Spondylarthritis** (*spon-dil-ar-thri'-tis*) [*σπόνδυλος*, vertebra; *ἄρθρον*, joint; *ιτις*, inflammation]. Inflamma-



tion at a vertebral articulation. **S. synovialis**, inflammation of the synovial membranes of the articular processes of the vertebrae (Hüter).

**Spondylarthroce** (*spón-dil-ar-throk'-as-e*) [*σπόνδυλος*, vertebra; *ἄρθρον*, joint; *κακή*, evil]. Caries of a vertebra.

**Spondyllexarthrosis** (*spón-dil-eks-ar-thro'-sis*) [*σπόνδυλος*, a vertebra; *ἔξ*, out; *ἄρθρον*, joint]. Dislocation of a vertebra.

**Spondylitis** (*spón-dil-i'-tis*) [*σπόνδυλος*, a vertebra; *ιτις*, inflammation]. Inflammation of one or more vertebrae; Pott's disease. **S. cervicalis**, arthritis of one or more cervical vertebrae. **S. deformans**, chronic inflammation of the vertebrae, of a gouty or rheumatic nature, terminating in ankylosis and deformity. **S. tuberculosa**, tuberculous spondylitis. See *Pott's Disease* in *Diseases*, Table of.

**Spondylizema** (*spón-dil-i-ze'-mah*) [*σπόνδυλος*, vertebra; *ἰζεμα*, a subsiding]. Pelvic obstruction caused by partial or total loss of a vertebra, in consequence of which the vertebrae above overhang the brim of the pelvis. See *Spondylolisthesis*.

**Spondylocace** (*spón-dil-ok'-as-e*). See *Spondylarthroce*.

**Spondylo-dynia** (*spón-dil-o-din'-e-ah*) [*σπόνδυλος*, vertebra; *δύνη*, pain]. Pain in a vertebra.

**Spondylolisthesis** (*spón-dil-ol-is-the'-sis*) [*σπόνδυλος*, vertebra; *ὀλισθησις*, a slipping]. Deformity of the spinal column produced by the gliding forward of the lumbar vertebrae in such a manner that they overhang the brim and obstruct the inlet of the pelvis; especially the separation of the last lumbar vertebra from, and its slipping forward on, the sacrum.

**Spondylolisthetic** (*spón-dil-o-lis-the't'-ik*) [*σπόνδυλος*, vertebra; *ὀλισθησις*, a slipping]. Pertaining to, or of the nature of spondylolisthesis.

**Spondylomyelitis** (*spón-dil-o-mi-el-i'-tis*) See *Spondylitis*.

**Spondylopathia** (*spón-dil-o-pa'-the-ah*). See *Spondylopathy*.

**Spondylopathy** (*spón-dil-op'-ath-e*) [*σπόνδυλος*, vertebra; *πάθος*, a suffering]. Any disease of the vertebrae.

**Spondyloptosis** (*spón-dil-op-to'-sis*). See *Spondylolisthesis*.

**Spondylopyosis** (*spón-dil-o-pi-o'-sis*) [*σπόνδυλος*, vertebra; *πύον*, pus]. Suppurative inflammation of one or more vertebrae.

**Spondyloschisis** (*spón-dil-os'-khis-is*) [*σπόνδυλος*, vertebra]. Deficient ossification in the arch of the fifth lumbar vertebra; this is said to be one of the causes of spondylolisthesis. The condition may affect one or both sides of the vertebrae.

**Spondylotomy** (*spón-dil-ot'-o-me*) [*σπόνδυλος*, vertebra; *τομή*, section]. Section of a vertebra in embryotomy; section of a vertebra in correcting a deformity. Cf. *Rachiotomy*.

**Spondylous** (*spón'-díl-us*) [*σπόνδυλος*, vertebra]. Vertebral; like a vertebra.

**Spondylus** (*spón'-díl-us*) [*σπόνδυλος*, vertebra]. A vertebra.

**Sponge** (*spunj*) [*σπόγγος*, any spongy substance]. In biology, a coelenterate animal of the class *Porifera*. The sponge of commerce belongs to the order *Cerapongia*, having a skeleton of horn-fibers (*spongin*), without proper spicules. **S.-animalcule**, a sponge-cell. **S., Antiseptic**, a sponge that has been rendered destructive of germs. **S., Burnt**, sponge-charcoal made from fine sponges cleansed and burned, then powdered, and sifted through a No. 100 silk sieve. **S., Compressed**, a fine sponge, cleansed, exposed to pressure, and dried. It is used particularly as "sponge-

tents" in gynecology, and in the treatment of mastitis. **S., Fine Levant** (*Euspongia officinalis mollissima*), this is the finest sponge of commerce; it is obtained from the Adriatic Sea, the Eastern Mediterranean Sea, and the Red Sea. **S.-graft**. See *Graft*. **S.-grafting**, a method of promoting the repair of chronic ulcers and other solutions of continuity rebellious to ordinary treatment by the application of pieces of sponge covered with oil-silk. Speedy cicatrization follows as a rule. **S., Grass, the Honey-comb Sponge** (*Spongia cerebri-formis*), a poor quality of sponge from Florida and the Bahamas. **S.-holder**, an instrument, consisting of a rod, which serves as the handle, furnished at the distal end with a device for clasp ing a sponge. **S.-holder, Finger**, a sponge-holder having a thumb at one end; it is used within the throat. **S., Horse, Venetian Bath-sponge, Gerbis Sort** (*Hippospongia equina*), the coarsest of all the Mediterranean sponges. It is obtained along the Mediterranean coast. **S., Levant**. See *S., Fine Levant*. **S.-method of Votolini**, the removal of soft tumors from the vocal bands, by means of a small sponge firmly attached to a suitable handle, introduced into the glottis, and roughly moved up and down. **S., Prepared**, a sponge rendered soft and elastic, and suitable for surgical uses by soaking in cold water and separation of the calcareous matter. **S., Sheepswool** (*Spongia gossypina*), the finest and toughest of the sponges from the Bahamas and the Florida Keys. **S.-tent**. See *Tent*. **S., Turkey**. See *Fine Levant*. **S., Vegetable**, the fibrous network of the fruit of *Luffa aegyptiaca*; it is used as a sponge-brush and flesh-brush. **S., Waxed**, a fine sponge, which, after being cleansed, is soaked in melted yellow wax, and then exposed to pressure in a warm press; it is used to make spongetents. **S., Worsteds**, a substitute for sponge in surgery. Cut up coarse, white "four-ply fingering" worsteds into lengths of about two meters; tie up a large handful of these in a double thickness of ordinary "unprepared gauze," boil them for an hour or more, and put away for use in a 1-20 carbolic lotion. **S., Zimocca** (*Euspongia zimocca*), the flat, tough sponge of commerce, obtained from the Adriatic, about the Greek Islands, and the coast of Barbary.

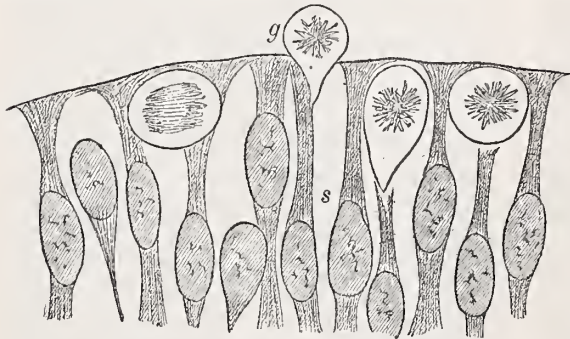
**Spongia** (*spón'-je-ah*). See *Sponge*. **Carbo spongiæ**. See *Sponge, Burnt*. **Pulvis spongiæ ustæ**. See *Sponge, Burnt*. **S. cerata**. See *S., Waxed*. **S. Compressa**. See *Sponge Compressed*. **S. cynorrhodontis**, **S. cynosbati**, bedegar; an excrescence occurring on various species of the wild-rose, due to the puncture of cynips rosæ. **S. fluviatilis**, small sponges found on stones and on water-plants in streams, ponds, and marshy places. **S. lacustris**, a Russian variety used by homeopaths in the preparation of a tincture. **S. officinalis**. See *S. præparata*. **S. præparata**. See *Sponge, Compressed*, and *S., Prepared*. **S. Usitatis-sima**, sponges with fine pores cleansed and pressed. **S. usta**. See *Carbo spongiæ*.

**Spongiform** (*spun'-jif-orm*) [*σπόγγος*, sponge; *forma*, a form]. Resembling or having the physical characters of a sponge.

**Spongin** (*spun'-jin*) [*σπογγία*, also *σπόγγος*, sponge]. In biology, the horny substance forming the skeletal fibers of the ceratose sponges. It resembles silk in chemic composition, but differs from it in being insoluble in an ammoniacal solution of copper sulphate (*cuproso-ammonium sulphate*). It is also called *spongiatin*.

**Spongineblast** (*spun'-jin-blast*) [*σπογγία*, sponge; *βλαστός*, a germ]. In biology, a spongin-secreting cell.

**Spongioblast** (*spun'-je-o-blast*) [σπόγγος, a sponge; βλαστός, a germ]. In biology, a variety of cell derived from the invaginated ectoderm forming the



PORTION OF WALL OF NEURAL TUBE,

Exhibiting germ-cells (g) among the differentiating spongioblasts. (From Pietsol, after His.)

neural tube. The spongioblasts are especially concerned in the production of the neuroglia-cells. Cf. *Neuroblasts*.

**Spongiole** (*spun'-je-ol*) [*spongiola*, a little sponge]. In biology, a name formerly applied to the spongy tissue of the root-tip, on account of its supposed property of sucking up moisture like a sponge.

**Spongiolin** (*spun'-je-o-lin*). See *Spongin*.

**Spongiopiline** (*spun'-je-o-pil'-lin*) [σπογγίον, dim. of σπόγγος, sponge; πίλος, felt]. Felted or woven cloth, into which tufts of sponge are incorporated; one side is coated with rubber; it is a good substitute for a cataplasma.

**Spongioplasm** (*spun'-je-o-plazm*) [σπόγγος, sponge; πλάσμα, anything formed or molded]. In biology, the extremely fine, elastic, protoplasmic threads forming the intracellular reticulum, and containing between them the clear, homogeneous, active *hyaloplasm*, *q. v.* "In muscle-fibers the spongioplasm is regularly arranged, consisting of parallel filaments which run longitudinally and are bound by transverse filaments at regular intervals in a plane at right angles to the longitudinal axis." (Lang.)

**Spongiosa** (*spun'-je-o'-sah*) [σπόγγος, sponge]. Cancellous tissue.

**Spongiose** (*spun'-je-ōz*) [σπόγγος, sponge]. Full of pores, like a sponge.

**Spongioblast** (*spun'-go-blast*). Same as *Spongioblast*.

**Spongoid** (*spun'-goid*) [σπόγγος, sponge; εἶδος, resembling]. Resembling sponge.

**Spongomere** (*spun'-go-mēr*) [σπόγγος, a sponge; μέρος, a part]. In biology, the upper portion of a sponge, characterized by the presence of chambers lined with collar-cells. Cf. *Hypomere*.

**Spongos**, **Spongos** (*spun'-gos, spun'-gus*). See *Sponge*.

**Spongy** (*spun'-je*) [σπόγγος, sponge]. Having the texture of sponge; very porous. **S. Bones**, bones having a porous, reticulated structure, especially the turbinated bones of the nose, and the sphenoid and ethmoid bones. **S. Portion of the Urethra**. See *Urethra*.

**Spontaneity** (*spun-tan-e'-it-e*) [*spons*, will, abl. *sponte*, of one's own accord]. In biology, variation in structure or function attributable to some innate or hereditary condition of the organism and not to its environment; purposeless, or uncalled-for activity.

**Spontaneous** (*spun-ta'-ne-us*) [*spons*, will]. Voluntary, or without extraneous impulse; instinctive; automatic.

**S. Ankle-clonus**, a rhythmic movement of the leg and foot, corresponding to ankle-clonus, but occurring spontaneously. **S. Combustion**. See *Combustion*.

**S. Cretinism**. See *Cretinism*. **S. Evolution**.

See *Evolution*. **S. Generation**. See *Abiogenesis*. **S. Version**. See *Version*.

**Spool-worm**. Synonym of *Oxyuris vermicularis*. See under *Parasites (Animal)*, *Table of*.

**Spoon** [ME., *spoon*, spoon]. A utensil consisting of an oval or circular bowl and a handle; a spoon-shaped instrument; a curet. **S.-saw**, a spoon-shaped instrument or curet with serrated edges, used for scraping away fungous growths. **S.-nail**, a condition of the nail in which it is thinned and concave from side to side, with the edges everted, and with hollowing to a less degree antero-posteriorly. It has been observed in some wasting diseases.

**Spora** (*spo'-rah*) [L.]. See *Spore*.

**Sporaceous** (*spor-a'-shus*) [*spora*, spore]. Consisting of or convertible into spores.

**Sporadic** (*spor-ad'-ik*) [σποραδικός, scattered]. Scattered. Applied to diseases, or cases of disease, that may spread, but which are not epidemic. **S. Cholera**, a synonym of *Cholera morbus*.

**Sporadically** (*spor-ad'-is'-it-e*) [σποραδικός, scattered]. The quality of being sporadic.

**Sporangidium** (*spor-an'-jid'-e-un*) [σπόρος, spore]. The theca or capsule of mosses.

**Sporangiferous** (*spor-an'-jif'-er-us*) [σπόρος, spore; *ferre*, to bear]. Bearing sporangia.

**Sporangiform** (*spor-an'-jif-orm*) [σπόρος, spore; *forma*, form]. Having the form of a sporangium.

**Sporangiod** (*spor-an'-je-oid*) [σπόρος, spore; εἶδος, like]. Sporangiform.

**Sporangiole** (*spor-an'-je-ol*) [σπόρος, spore; ἀγγεῖον, vessel]. A capsule containing spores. Same as *Sporangium*.

**Sporangiphore** (*spor-an'-je-o-för*). See *Sporangio-phorum*.

**Sporangioforum** (*spor-an-je-off'-or-um*) [σπόρος, seed; ἀγγεῖον, vessel; *φέρειν*, to bear: *pl.*, *Sporangio-phora*]. In biology, the stalk or receptacle of a sporangium, including the leaf-like organ which bears the spores in *Equisetaceae*, and the axis of the sporangia of certain ferns.

**Sporangiospore** (*spor-an'-je-o-spör*) [σπόρος, seed; ἀγγεῖον, vessel; σπόρος, seed]. In biology, one of the spores of a slime-mold (*Myxomycetes*).

**Sporangium** (*spor-an'-je-un*) [σπόρος, seed; ἀγγεῖον, vessel: *pl.*, *Sporangia*]. In biology, a capsule producing or enclosing spores. Cf. *Macrosporangium*, *Microsporangium*, *Oösporangium*, *Zoösporangium*.

**Sporation** (*spor-a'-shun*) [σπόρος, seed]. See *Sporulation*.

**Spore** (*spör*) [σπορά, seed, produce, offspring]. 1. In biology, one of the free, motile or non-motile reproductive bodies of a cryptogam, which arise by ordinary processes of vegetation and not directly by a union of sexual elements. In some cases its first stage is that of a naked primordial mass of protoplasm (*zoöspore*); rarely it is multicellular, composed of *merispor*es or breaking up into *sporids* (*polyspore*). 2. In animals, any germ or reproductive element less organized than a true cell; also, any spermatid or ovulatory cell; also, the germ of a disease. Cf., *Accidiospore*, *Androspore*, *Ascospore*, *Auxospore*, *Basidiospore*, *Bispor*, *Carpospore*, *Chlamydospore*, *Clinospore*, *Macrospore*, *Mega-spore*, *Merispore*, *Microspore*, *Oöspore*, *Polyspore*, *Proto-spore*, *Pseudospore*, *Pycnidiospore*, *Resting-spore*, *Sporid*, *Stylospore*, *Swarmspore*, *Teleutospore*, *Tetra-spore*, *Uredospore*, *Zoöspore*, *Zygospore*. **S.-capsule**,



a spore-case. **S.-case**, the sporangium or covering of a spore. **S.-cell**, a spore. **S., Compound**, a spore that produces secondary spores. **S., Daughter**, a spore produced in a mother-cell. **S.-formation**, the origination of spores. **S.-group**. Same as *Sporidesm*. **S., Inactive**, a non-motile fertile cell. **S., Mother-**, a mother-cell. **S., Naked**, a gymnospor. **S.-plasm**, the protoplasm of a sporangium. **S., Primary**, a spore the germination of which produces a prothallium; a protospore. **S.-sac**, the sac lining the cavity of the sporangium of mosses. See *Sporangium*. **S., Secondary**, a merispore. Cf. *S. Compound*. **S., Swarm**, a spore endowed with the power of locomotion.

**Sporid** (*spor'-id*) [*σπόρος*, seed]. See *Sporidium*.

**Sporidesm** (*spor'-id-ezm*) [*σπόρος*, seed; *δέσμη*, a bundle]. In biology, a septate or compound spore.

**Sporidiferous** (*spor-id-if'-er-us*) [*σπόρος*, spore; *ferre*, to bear]. Bearing sporidia.

**Sporidiola** (*spor-id-e-o'-lah*). See *Sporule*.

**Sporidolium** (*spor-id-i'-o-lum*) [dim. of *sporidium*, from *σπόρος*, seed; *pl.*, *Sporidiola*]. In biology, a *spermatium*.

**Sporidium** (*spor-id'-e-um*) [*σπόρος*, seed; *ίδιον*, a dim. : *pl.*, *Sporidia*]. In biology, a spore borne upon a promycelium.

**Sporiferous** (*spor-if'-er-us*) [*σπορά*, spore; *ferre*, bear]. In biology, spore-bearing.

**Sporiparity** (*spor-ip-ar'-it-e*) [*σπόρος*, spore; *parere*, to bear]. Reproduction by means of spores.

**Sporiparous** (*spor-ip'-ar-us*) [*σπορά*, spore; *parere*, to produce]. In biology, reproducing by means of spores.

**Sporoblast** (*spor'-o-blast*) [*σπόρος*, seed; *βλαστός*, germ]. In biology, one of the four round bodies produced by the process of endogenous cell-formation in a *Coccidium*. Pfeiffer and Wolters refer to these as *sporogonia*, while Neumann broadens the application of the word "sporoblast" to make it include the "spore" as well as the "sporoblast" of other authorities. Cf. *Sporophore*.

**Sporocarp** (*spor'-o-karp*) [*σπόρος*, seed; *καρπός*, fruit]. See *Sporocarpium*.

**Sporocarpium** (*spor-o-kar'-pe-um*) [*σπόρος*, seed; *καρπός*, fruit; *pl.*, *Sporocarpia*]. In biology, the fructification resulting from the conjugation of two sexual elements of identical structure, as found in the ascomycetous fungi; also, the structure inclosing the sporangia in heterosporous ferns.

**Sporocladium** (*spor-o-kla'-de-um*) [*σπόρος*, spore; *κλάδος*, a branch]. In certain *Algae* a branch producing spores.

**Sporocyst** (*spor'-o-sist*) [*σπόρος*, seed; *κύστις*, a bag or pouch]. In biology: (a) a certain larval stage of fluke-worms (*trematoda*), which gives rise to new germs called *rediae*, *q. v.*; (b) used by Wolters as equivalent to macrospore and microspore of gregarines; (c) the mother-cell of a spore; a sporocyte.

**Sporocystic** (*spor-o-sis'-tik*) [*σπόρος*, seed; *κύστις*, a bag or pouch]. In biology, of or pertaining to a sporocyst.

**Sporocyte** (*spor'-o-sit*) [*σπόρος*, spore; *κύτος*, a hollow]. In biology, the mother-cell of a spore; a sporocyst.

**Sporoderm** (*spor'-o-derm*) [*σπόρος*, seed; *δέρμα*, skin]. In biology, the coat of a spore, including exospore and endospore. Cf. *Spermoderm*.

**Sporoduct** (*spor'-o-dukt*) [*σπόρος*, spore; *ducere*, to lead]. A passage through which spores are conducted.

**Sporogen** (*spor'-o-jen*) [*σπόρος*, seed; *γενής*, producing]. In biology, an organism which reproduces by means of spores.

**Sporogenesis** (*spor-o-jen'-es-is*) [*σπόρος*, seed; *γένεσις*,

generation]. In biology, spore-formation or reproduction by spores.

**Sporogenous** (*spor-og'-en-us*) [*σπόρος*, seed; *γενής*, producing]. In biology, spore-producing.

**Sporogone** (*spor'-o-gon*). Same as *Sporogonium*.

**Sporogonium** (*spor-o-go'-ne-um*) [*σπόρος*, seed; *γονή*, generation: *pl.*, *Sporogonia*]. In biology, the non-sexual generation of a moss, proceeding from the fertilized oöspore; cf. *Sporophyte*, *Sporocarp*; also called *Sporogone*.

**Sporogony** (*spor-og'-o-ne*). Same as *Sporogenesis*.

**Sporoid** (*spor'-oid*) [*σπόρος*, spore; *είδος*, like]. Sporular.

**Sporologist** (*spor-ol'-o-jist*) [*σπόρος*, spore; *λόγος*, science]. A botanist.

**Sporont** (*spo'-ron*) [*σπόρος*, seed; *ὢν* (*ōnt-*) being]. In biology, a gregarine without an epimerite, as distinguished from a *cephalont*.

**Sporophore** (*spor'-o-för*) [*σπόρος*, seed; *φέρειν*, to bear]. In biology: (a) that portion of a fungus thallus specialized for the bearing of propagative bodies; a special hypha; (b) Pfeiffer's name for the protoplasmic material of a *Coccidium* which remains after the formation of the *sporoblasts*. It is the *Theilungskörper* of German authors and the *reliquat de segmentation* of Railliet et Lucet. Wolters, however, employs the term *sporophore* in speaking of the *noyau de reliquat*, a small portion of protoplasm which is left unused in the *macrospores* and *microspores* of the *Gregarina* after the formation of the *falciform bodies*.

**Sporophoric** (*spor-o-för'-rik*) [*σπόρος*, spore; *φέρειν*, to bear]. Having the character of a sporophore.

**Sporophorous** (*spor-off'-or-us*) [*σπόρος*, spore; *φέρειν*, to bear]. Spore-bearing.

**Sporophyl**, **Sporophyll**, **Sporophyllum** (*spor'-o-fil*, *spor-o-fil'-um*) [*σπόρος*, seed; *φύλλον*, leaf]. In biology, the modified leaf which bears the spores, or receptacles holding the spores, in many of the vascular cryptogams; the fertile leaf.

**Sporophyte** (*spor'-o-füt*) [*σπόρος*, seed; *φυτόν*, plant]. In biology, the non-sexual generation of one of the vascular cryptogams and higher cellular cryptogams. It is often of great size and extended length of life, and is that which is commonly known as the fern, club-moss, etc. On it are produced, without any process of fertilization, the *spores*.

**Sporophytic** (*spor-o-füt'-ik*) [*σπόρος*, spore; *φυτόν*, a plant]. Resembling a sporophyte.

**Sporos** (*spor'-os*) [*σπόρος*, spore]. Semen.

**Sporosac** (*spor'-o-sak*) [*σπόρος*, seed; *σάκος*, a bag, a sack]. In biology: (a) one of the medusiform reproductive buds of certain *Hydrozoa* (*Tubularia*, *Campanularia*). They are *Medusæ* which have undergone retrograde formation, without oral-opening tentacles or sense-organs; (b) a sporocyst.

**Sporostegium** (*spor-o-ste'-je-um*) [*σπόρος*, seed; *στέγειν*, cover, roof]. In biology, the oösporangium or fructification of the *Characeæ*; the *Chara-fruit*.

**Sporotrichium** (*spor-o-trik'-e-um*) [*σπόρος*, spore; *θρίξ*, hair]. A genus of hyphomycetous *Fungi*. **S. dermatodes**, a whitish mold that infests *Arundo donax* in Provence and contact with which causes the *maladie des cannes*, a dermatitis of the face, genitalia, etc. It is common among basket-makers and others handling the reeds.

**Sporous** (*spo'-rus*) [*σπόρος*, spore]. Pertaining to a spore.

**Sporozoa** (*spor-o-zo'-ah*) [*σπορά*, seed; *ζῶον*, an animal]. A class of parasitic *Protozoa* including five orders: the *Gregarinidia*, parasitic in various worms and arthropods; the *Coccidiia*, or oviform psorosperms, parasitic in the hepatic and intestinal epithelium of

various mammals, including man; the **Sarcosporidia**, or tubuliform psorosperms, parasitic in the muscles of various animals. See *Sarcocystis miescheri* under *Parasites (Animal)*, *Table of*; the **Myxosporidia**, the psorosperms of fishes; the **Microsporidia**, or the psorosperms of articulates. See *Pébrine* and *Microsporidia*.

**Sporozoöid** (*spor-o-zo'-oid*) [σπορός, seed; zooid, animal-like]. In biology: (a) one of the two "sickle-cells" or "falciform bodies" produced by every spore of the true *Coccidia*. The small portion of the spore-plasma remaining unused is called the *noyau de reliquat* or *reliquat de differentiation*, or *Restkörper*; (b) any oöspore.

**Sporozoön** (*spor-o-zo'-on*) [σπορά, seed; ζών, an animal: *pl.*, *Sporozoa*]. In biology, a member of the *Sporozoa*.

**Sport** (*spört*) [ME., *sport*, sport]. A branch bearing foliage, blossoms, and fruit unlike those of the parent plant.

**Sporular** (*spor'-u-lar*) [σπόρος, spore]. Having the character of a spore.

**Sporulate** (*spor'-u-lät*) [σπόρος, spore]. 1. To form spores. 2. To convert into spores.

**Sporulation** (*spor-u-lä'-shun*) [σπόρος, spore]. The production of spores or sporules; *sporation*.

**Sporule** (*spor'-ül*) [σπόρος, seed]. A term applied to a minute spore; also sometimes to minute granules within a spore.

**Sporuliferous** (*spor-u-lif'-er-us*) [σπόρος, spore; *ferre*, to bear]. Bearing sporules.

**Sporuloid** (*spor'-u-loid*) [σπόρος, spore; εἶδος, like]. Sporular.

**Spot** [ME., *spot*, spot]. See *Macula* and *Spilus*. **Ss.**, **Acoustic**. See *Macula*. **S.**, **Blind** (*of Mariotte*). The entrance of the optic nerve, where the rods and cones are absent. **S.**, **Corneal**, an opacity of the cornea; leukoma. **Ss.**, **Cribriform**. See *Macula cribrosa*. **S.-disease**. See *Pébrine*. **S.**, **Embryonic**, the nucleolus of the ovum. **S.**, **Germinal**, **S.**, **Germ**. See *S.*, *Embryonic*. **S.**, **Hectic**, the bright flush on the cheek of a person suffering from hectic fever. **Ss.**, **Lenticular**, ephelides; the exanthem of typhoid fever. **S.**, **Light** (*on the membrana tympani*), a cone of light on the anterior and inferior part of the tympanic membrane, with its apex directed inward. **S.**, **Mariotte's**, the optic disc. **S.**, **Milk**, a spot found post-mortem on the external surface of the visceral layer of the pericardium, usually over the right ventricle; it varies from a half to one inch in diameter, and is of common occurrence in persons who have passed middle life. **S.**, **Mothers'**, mothers' mark; nevus. **Ss.**, **Rose**, the typhoid rash. **S.**, **Sömmerring's**. See *Macula lutea*. **Ss.**, **Sun**. See *Lentigo*. **S.** of **Wagner**, the macula germinativa. **S.**, **Wine**, portwine mark; strawberry mark. **S.**, **Yellow**. See *Macula lutea*.

**Spotted** (*spot'-ed*) [ME., *spot*, spot]. Marked with macule. **S.**, **Fever**. See *Fever*, *Cerebro-spinal*. **S.**, **Sickness**. See *Pinta Disease*.

**Spotting** (*spot'-ing*) [ME., *spot*, spot]. A disease of plants in which small black spots appear, and beneath which the tissues decay.

**Sprain** (*sprän*) [OF., *espreindre*, to press]. Injury and consequent soreness from strain of a muscle, tendon, or ligament by too great traction upon it. **S.-fracture**, separation of a tendon, with detachment of a small shell of bone. **S.**, **Riders'**, a sprain of the adductor longus muscle of the thigh, resulting from a sudden effort on the part of the horseman to maintain his seat or equilibrium, owing to "shying" or other unexpected movement of his horse.

**Spray** (*sprā*) [Ger., *spreiden*, to spread]. A liquid blown into minute particles by a strong current of air or steam. **S.**, **Listerian Steam**, a carbolyzed spray from a steam atomizer, formerly used at surgical operations. **S.-producer**, an atomizer.

**Spread** (*spre'd*) [ME., *sprede*, to spread]. To scatter; to disperse; to distribute over a surface. **S. of Dividers**, the space including the image between the points of the dividers. This is measured in determining the magnification of a simple microscope.

**Spreio** (*sprī'-o*). Written also *Sprue*. A popular term for thrush.

**Spring** [ME., *spring*, spring]. The first of the four seasons of the year; also, a device having resiliency.

**S. Conjunctivitis**. See *Vernal*. **S. Fever**. See *Eonusus*. **S.-finger**, a condition in which there is an obstruction to flexion and extension of one or more fingers at a certain stage of these movements. It is due to injuries or may result from inflammation of the tendinous sheaths. **S.-halt**, an involuntary convulsive movement of the muscles of either hind leg in the horse, by which the leg is suddenly and unduly raised from the ground and lowered again with unnatural force. **S.-ligament**, the inferior calcaneoscapoid ligament of the sole of the foot. **S.-nail**, a hang-nail. **S. Ophthalmia**. See *Vernal*. **S.-worm**. See *Oxyuris vermicularis* under *Parasites (Animal)*, *Table of*.

**Sprout** (*sprowt*) [D., *spruite*, a sprout]. A young root or stem from a seed; a quickly-grown branch. **S.-chain**, a chaplet of cells formed by that mode of multiplication in which the parent-cell sends out a small process, which increases in size and is gradually separated by the formation of a septum at the point of junction.

**Spruce** (*sprūs*). The name of certain species of *Abies*, or fir. **S.-beer**, a beverage made by boiling four ounces each of pimenta, ginger, and hops, and a half-pint of essence of spruce in three gallons of water for about ten minutes, straining, adding one pint of yeast, six gallons of molasses, and eleven gallons of water, and leaving it to ferment for twenty-four hours. **S.-gum**, a resinous exudate obtained from *Abies alba* and *Abies nigra*.

**Sprue** (*sprū*). Synonym of *Thrush*.

**Sprung Knee**. In the horse an alteration in the direction and articulation of the bones which form the various carpal joints, so that instead of forming a vertical line from the distal end of the forearm to the cannon-bone, the knee (*wrist*) is more or less bent forward.

**Spumescence**, **Spumose** (*spu'-mes'-ent*, *spu'-mōs*) [*spuma*, froth, foam]. Appearing like froth.

**Spunk** (*spungk*). See *Agaricus*.

**Spur** (*sper*) [ME., *spure*, spur]. A sharp point, or projection. The angle made by any branch with the main blood-vessel. In biology, a pointed spine-like outgrowth, either of the integument or a projecting appendage. **S.-gall**, a callous and hairless place on the side of a horse, caused by the use of a spur.

**Spurge** (*sperj*) [ME., *sporgen*, spurge]. A general name for plants of the genus *Euphorbia*.

**Spurious** (*spu'-re-us*) [*spurius*, false]. Not legitimate; bastard. **S. Hydrocephalus**. See *Diarrhea*, *Acute Inflammatory*. **S. Labor**. See *False Pains*. **S. Melanosis**. See *Miners' Phthisis*. **S. Pregnancy**. See *Pseudocyesis*.

**Spurred** (*sperd*) [ME., *spure*, spur]. In biology, having spurs. **S. Rye**. See *Ergot*.

**Sputa** (*spu'-tah*). Plural of *Sputum*, *q. v.*

**Sputum** (*spu'-tum*) [*spuere*, to spit]. The secretion ejected from the mouth in spitting. It consists nor-



mally of saliva and mucus from the nasal fossæ and the fauces. In disease it may be purulent, muco-purulent, fibrinous, nummular, bloody, and may contain the *débris* of suppuration of any part finding an outlet through the mouth. Certain diseases, especially pneumonia and pulmonary tuberculosis, are marked by the specific character of their sputa. Microscopically, in diseased conditions, there are found various materials, as follows: blood, oil-globules, pus-corpuscles, granular *débris*, fragments of lung-tissue, bacteria, Curschmann's spirals, and Charcot-Leyden crystals. **S., Black-pigmented**, sputum having a black color from inhaled particles of carbon. **S., Cavernous**, nummular sputum, from a pulmonary cavity. **S. coctum**, opaque, yellowish or greenish, viscid, generally partially confluent, though occasionally nummulated, sputum of the later stages of acute bronchitis. **S. crudum**, scanty, viscid expectoration in the early stages of acute bronchitis. **S., Egg-yolk**, sputum having a yellow color. **S., Globular**, spheric masses of sputum of the later stages of bronchitis; yellow in color, and consisting of epithelium, pus-corpuscles, mucus, etc. **S., Green**, bloody sputum in which oxidation of the hemoglobin has taken place; it is seen in pneumonia. **S., Icteric**, sputum tinged green or yellow, due to the presence of bile-pigment; it is observed in icterus. **S., Nummular**, heavy, round, coin-like masses of sputum, such as occurs in pulmonary tuberculosis. **S., Prune-juice**, **S., Rusty**, the typical, dark-colored sputum of the third stage of pneumonia; the color is due to the admixture of blood. **S. puriforme**, sputum having the appearance of pus. **S. rotunda**. See *S., Nummular*. **S. tuberculosum**, a purulent or muco-purulent sputum containing tubercle-bacilli, occurring in pulmonary tuberculosis and in caseous pneumonia. **S., Yellow**, sputum having a yellow color, due to the presence of fungi; the term is also applied to sputum rendered yellow by oxidation of the contained hemoglobin.

**Spyrokolon** (*spi-ro-kol'-lon*) [literally, pustules on the nates]. A form of syphilis which has been more or less prevalent throughout Greece. It begins usually on the nates or scrotum and genitals as an eruption of pustules, which spreads to various parts of the body. No ordinary primary lesion can be discovered.

**Squalor** (*skwol'-or*, or *skwa'-lor*) [L.]. Filth. Disorder and uncleanness.

**Squama** (*skwa'-mah*) [L.: pl., *Squamæ*]. Scale; a dry, laminated exfoliation of the epidermis; it is usually the result of an inflammation, but may be due to preternatural dryness of the skin, or follow an acute hyperemia. Scales may be small and branny or very large and thin, and of a silvery-white or yellowish color. **S. rhopalaris**, the sense-scale, or covering of the rhopal niche in acraspede *Medusæ*.

**Squamate** (*skwa'-māt*) [*squama*, a scale]. Scaly, or scale-like.

**Squamation** (*skwa-ma'-shun*) [*squama*, a scale]. The state of being squamate.

**Squame** (*skwām*) [*squama*, a scale]. In biology, a scale.

**Squamella** (*skwa-mel'-ah*) [L., dim. of *squama*]. A very small scale.

**Squamellate** (*skwa-mel'-āt*) [*squama*, scale]. Same as *Squamulate*.

**Squamelliferous** (*skwa-mel-if'-er-us*) [*squama*, scale; *ferre*, to bear]. Furnished with squamellæ.

**Squamiferous** (*skwa-mif'-er-us*) [*squama*, scale; *ferre*, to bear]. Provided with squamæ.

**Squamiflorous** (*skwa-mif-lor'-us*) [*squama*, scale; *flos*, flower]. Having flowers like scales.

**Squamiform** (*skwa'-mif-orm*) [*squama*, scale; *forma*, form]. Squamate.

**Squamigerous** (*skwa-mij'-er-us*). Same as *Squamiferous*.

**Squamo-cellular** (*skwa-mo-sel'-u-lar*) [*squama*, scale; *cellula*, a small cell]. Flat-celled.

**Squamoid** (*skwa'-moid*) [*squama*, scale; *ειδος*, like]. Resembling a squama.

**Squamomastoid** (*skwa-mo-mas'-toid*) [*squama*, scale; *mastoid*]. Pertaining to the squamous and mastoid portions of the temporal bone.

**Squamoparietal** (*skwa-mo-par-i'-et-al*) [*squama*, scale; *paries*, wall]. Pertaining to the squamosal and parietal bones.

**Squamopetrosal** (*skwa-mo-pe-tro'-zal*) [*squama*, scale; *πετρά*, rock]. Pertaining to the squamous and petrous portions of the temporal bone.

**Squamosal** (*skwa-mo'-zal*). See *Squamous*.

**Squamosæ** (*skwa'-mōz*) [*squama*, scale]. Scaly.

**Squamosphenoid** (*skwa-mo-sfe'-noid*) [*squama*, scale; *sphenoid*]. Pertaining to the squamous portion of the temporal bone and to the sphenoid bone.

**Squamotemporal** (*skwa-mo-ten'-po-ral*) [*squama*, scale; *temporal*]. Squamosal.

**Squamotympanic** (*skwa-mo-tim-pan'-ik*) [*squama*, scale; *tympanic*]. Pertaining to the squamosal and tympanic bones.

**Squamous** (*skwa'-mus*) [*squamosus*, scaly]. Scaly. Characterized by thickened laminæ of morbid cuticle. A term applied to an order of cutaneous diseases distinguished by desquamation. It is applied also to certain parts of bones having a scale-like appearance. **S. Suture**, the suture between the squamous portion of the temporal bone and the frontal and parietal bones.

**Squamozygomatic** (*skwa-mo-zi-go-mat'-ik*) [*squama*, scale; *zygomatic*]. Pertaining to the squamous and zygomatic portions of the temporal bone.

**Squamula** (*skwa'-mu-lah*) [L.]. A minute scale.

**Squamulate** (*skwa'-mu-lāt*) [*squamula*, a little scale]. Having little scales.

**Squamule** (*skwa'-mūl*) [*squamula*, a little scale]. A squamula.

**Squamuliform** (*skwa'-mu-lif-orm*) [*squamula*, a little scale; *forma*, form]. Having the form of a squamula.

**Squamulose** (*skwa'-mu-lōz*) [*squamula*, a small scale]. Covered with minute scales.

**Square Cap**. A variety of provisional head-dressing. A handkerchief is folded so that the edge of one side is three inches in advance of that of the other. The long side is placed next to the head, allowing it to hang down some distance in front of the face. The ends of the short side are drawn down and tied under the chin; then the ends of the long side are drawn downward and forward, folded back, and tied behind over the back of the neck.

**Squarra** (*skwar'-ah*) [*εσχάρα*, a scab]. A rough crust of *tinea*. **S. tonsens**, alopecia areata.

**Squarrose** (*skwar'-ōz*) [*squarrosus*, scurfy, scaly]. In biology, applied to stems or other organs that are roughened with closely arranged bracts or other spreading processes.

**Squarrous** (*skwar'-us*) [*εσχάρα*, a scab]. Scurfy; having crusts or scabs.

**Squaw-root**. See *Caulophyllum*.

**Squibb's Diarrhea-mixture**. See *Opii, Tinct., Comp.*

**Squill** (*skwil*). See *Scilla*.

**Squinancy** (*skwin'-an-se*). See *Quinsy*.

**Squint** (*skwint*) [origin obscure]. See *Strabismus*. **S.-hook**, a hook for picking up the tendon in an operation for strabismus.

**Squirrhous** (*skwir'-us*). See *Scirrhous*.

**Squirting Cucumber**. See *Elaterium*.

**Srint** [Hungarian]. A disease characterized by inflammatory swellings in the mouth, throat, or anus. It is endemic in Hungary.

**Stab-culture**, a culture in which the inoculating point is thrust into a tube of agar, or other suitable solid culture-material; it is used for the propagation of anaërobic schizomycetes; it is also called *Stickcultuur*, *Stick-culture* or *Thrust-culture*.

**Stabile** (*sta'-bil*) [*stabilis*]. Not moving; permanent; in electrotherapeutics, opposed to labile, the electrode being held continually upon one point.

**Stable-fly** (*sta'-bl-flī*). See *Stomoxys calcitrans* in *Parasites (Animal)*, Table of.

**Stachys** (*sta'-kīs*) [*σάχυσ*, woundwort]. A genus of labiate plants, including motherwort, a perennial herb growing in Europe, Asia, and North America. It is said to possess tonic and diuretic properties, and to be a vascular stimulant. **S. palustris**. Hedge-nettle; it grows in marshy places in Europe and North America.

**Stachytarpha**, **Stachytarpheta** (*stak-it-ar'-fah*, *stak-it-ar'-fe-tah*) [*στάχυς*, a spike; *ραπήεις*, thick]. A genus of the *Verbenaceæ*. Bastard vervain; an aromatic shrub growing in the West Indies and South America. The leaves and root are said to be tonic, stimulant, diuretic, and anthelmintic. The leaves are known as Brazilian tea, and in Europe are used to adulterate tea.

**Stactometer** (*stak-tom'-et-er*) [*στακτός*, a dropping; *μέτρον*, a measure]. An instrument for measuring drops.

**Stadium** (*sta'-de-um*) [L.]. Stage or period. **S. acmes**, the height of a disease; crisis. **S. augmenti**, the period in which there is increase in the intensity of the disease. **S. caloris**, the period during which there is fever; the hot stage. **S. contagii**, the prodromal stage of an infectious disease. **S. convalescentiæ**, the period of recovery from disease. **S. decrementi**, defervescence of a febrile disease; the period in which there is a decrease in the severity of the disease. **S. decrustationis**, the stage of an exanthematous disease in which the lesions form crusts. **S. desquamationis**, the period of desquamation in an exanthematous fever. **S. eruptionis**, that period of an exanthematous fever in which the exanthem appears. **S. exsiccationis**. See *S. decrustationis*. **S. florescentiæ**, the stage in an eruptive fever in which the exanthem develops. **S. incubationis**. See *Stage*, *Latent*. **S. maniacale**, the last stage of excitement in mania, after which the nervous manifestations gradually subside. **S. nervosum**, the paroxysmal stage of a disease. **S. prodromorum**, in eruptive fevers, the stage prior to the appearance of the eruption. **S. staseos**. See *S. acmes*. **S. suppurationis**, the period in the course of variola in which suppuration occurs. **S. ultimum**, the final stage of a febrile affection.

**Staff** (*staf*) [ME., *staff*, staff]. An instrument used in lithotomy for passing into the bladder through the urethra. **S.-tree**. See *Celastrus*.

**Staffordshire Knot**. See *Knot*.

**Stage** (*stāj*) [ME., *stage*, stage]. 1. A definite period of a disease characterized by certain symptoms; a condition in the course of a disease. 2. The horizontal plate projecting from the pillar of a microscope, for supporting the slide or object. **S.**, **Algid**, a condition characterized by subnormal temperature, feeble, flickering pulse, secondary nervous manifestations, etc. It occurs in cholera and other diseases marked by exhausting intestinal discharges. **S.**, **Amphibolic**, the stage of a disease intervening between its height and its decline. **S.**, **Asphyxial**, the preliminary stage of Asiatic cholera, marked by extreme thirst, muscular cramps,

etc., due to loss of water from the blood. **S.**, **Cold**, the initial stage, rigor or chill of an attack of a malarial paroxysm. **S.**, **Expulsive** (*of labor*), the stage which begins when dilatation of the cervix uteri is complete. See *Labor*. **S.**, **First** (*of labor*), that stage in which the molding of the fetal head and the dilatation of the cervix are effected. See *Labor*. **S.**, **Flexion** (*of labor*), the expulsive stage up to the period in which extrusion of the head occurs. **S.**, **Hot**, the second or pyrexial stage of a malarial paroxysm. **S.**, **Infective**, that period of an eruptive fever during which it is infectious. **S.**, **Initial**, the prodromal stage of an eruptive fever. **S.**, **of Invasion**, the period in the course of a disease in which the system comes under the influence of the morbid agent. **S.**, **of Latency**, the incubation-period of an infectious disease, or that period intervening between the entrance of the virus and the manifestation of the symptoms to which it gives rise. **S.**, **Latent**. See *S. of Latency*. **S.**, **Placental** (*of labor*), the period occupied by the expulsion of the placenta and fetal membranes. **S.**, **Pre-eruptive**, the period of an eruptive fever following infection and prior to the appearance of the eruption. **S.**, **Pyrogenetic**, the stage of invasion in febrile diseases. **S.**, **Second** (*of labor*). See *S.*, *Expulsive*. **S.**, **Sweating**, the third or terminal stage of a malarial paroxysm. **S.**, **Third** (*of labor*). See *S.*, *Placental*.

**Staggers** (*stag'-erz*) [MD., *staggeren*, to stagger]. One of the various forms of functional and organic disease of the brain and spinal cord in domestic animals, especially horses and cattle. Enzoötic cerebritis of horses, sheep, etc., blind-staggers, louping-ill, gid, sturdy, turnside, stavers. See *Cænurus cerebialis*, under *Parasites (Animal)*, Table of. See, also, *Loco* and *Grass-staggers*. **S.**, **Blind**, staggers due to cerebral disease. **S.-bush**, *Andromeda mariana*; a plant allied to the mountain laurel, growing in the seaboard States of North America. **S.-Grass**, *Loco*, or *Loco Disease*, *q. v.*, produced by eating various so-called loco-weeds, *e. g.*, *Amaryllis atamasco*, *Astragalus mollio-sinus*, *A. hornii*, *Oxytropis lamberti*, etc. **S.**, **Mad**, **S.**, **Sleepy**, staggers due to inflammation of the cerebral envelops. **S.**, **Stomach**, staggers due to cerebral disturbance dependent on gastric disorder.

**Stagmodeopsoriasis** (*stag-mo-de-op-so-ri'-as-is*) [*στάχυα*, a dropping; *εἶδος*, like; *ψωρίασις*, psoriasis]. Psoriasis in which the lesions "look like drops of mortar on the skin;" psoriasis guttata.

**Stagnation** (*stag-na'-shun*) [*stagnare*, to settle]. A cessation of motion. In pathology, a cessation of motion in any fluid; stasis.

**Stahl's Ear**. See *Ear*, *Deformities of*. **S.'s Theory**. See *Animism*.

**Stain** (*stān*) [by apheresis from *distain*, *dis*, priv.; *tingere*, to color]. 1. A discoloration. 2. A pigment employed in microscopy to render visible minute and transparent elements or to produce certain microchemic reactions. See *Nuclear Stain*, *Chemistic Stain*, *Specific Stain*, also *Stains*, Table of, page 1367.

**Stainable** (*sta'-na-bl*) [ME., *steinen*, to stain]. Capable of being stained.

**"Stairs" Sign**. A sign in locomotor ataxy, consisting in a difficulty in descending stairs. It is an early symptom of the disease.

**Staircase** (*stār'-kāś*) [ME., *staire*, stair; *case*]. A continuous series of responses to nerve-stimuli, varying from a minimal intensity to a maximum intensity. (Romanes.) See *Summation*.

**Stalagmometer** (*stal-ag-mom'-et-er*) [*σταλαγμός*, a dropping; *μέτρον*, a measure]. A contrivance for measuring the size of drops.



## TABLE OF STAINS,

FLUIDS FOR FIXING AND HARDENING, MEDIA FOR EXAMINATION AND PRESERVATION, ETC., AND METHODS EMPLOYED IN BIOLOGIC INVESTIGATION.

## INDEX.

	PAGE		PAGE		PAGE
Bleaching fluids, . . . . .	1367	Decalcifying fluids, . . . . .	1371	Fixatives, . . . . .	1380
Cell mounts, . . . . .	1367	Decolorizing, etc., solutions, . . . . .	1372	Fixing and hardening fluids, . . . . .	1381
Cements and varnishes, . . . . .	1367	Dissociating fluids, . . . . .	1372	Injection masses, . . . . .	1384
Cleaning slides and covers, . . . . .	1368	Embedding, . . . . .	1373	Staining of con. and other tissues, . . . . .	1386
Clearing agents, . . . . .	1368	Embryologic methods, . . . . .	1375	Staining of microorganisms, . . . . .	1387
Corrosion methods, . . . . .	1369	Examination of blood, . . . . .	1376	Staining of nerve-tissues, . . . . .	1392
Cover-glass preparations, . . . . .	1369	Examination and preservation		Staining reagents, . . . . .	1397
Cytologic methods, . . . . .	1369	media, . . . . .	1377	Zoologic methods, . . . . .	1405

## BLEACHING FLUIDS.

These are used to dissolve and decolorize organic pigments in tissues containing them, and to overcome the staining of objects treated with osmic acid. **Chloroform**, combined with nitric acid, will clear strongly pigmented chitin. **Grenacher's Mixture**. For the eyes of *Arthropods* and other animals. Mix 1 part of glycerin with 2 parts of 80 per cent. alcohol, and add 2 or 3 drops of hydrochloric acid. This fluid dissolves pigment, while at the same time a stain is formed which, in the course of from 12 to 24 hours, colors the nuclei. The object may be previously stained with borax-carmin. The carmin does not wash out as rapidly as the pigment, but the decolorization must be watched. **Hydrogen Dioxide** (*Hydrogen Peroxid, Oxygenated Water*). The sections, fastened on slides, are placed in a 10-volume, or 2 per cent. solution. The melanin is reduced to a pale-yellow color in from 6 to 48 hours, according to the amount of pigment present and the light to which the specimen is exposed (strong sunlight materially hastens the process). If the treatment is continued longer the coloring-matter can be entirely removed, and by watching the process a little carefully the decolorization can be stopped at any point before absolute removal. Practically it has been found to be of advantage to leave sufficient color to mark the position of the pigment-cells. The liquid does no appreciable injury to the structural elements. See also *Pouchet's Mixture*. **Javelle Water**. See *Corrosion-fluids, Eau de Javelle*. **Labarraque's Solution**. See *Corrosion-fluids, Eau de Labarraque*. **Mayer's Chlorin-solution**. To remove the staining that occurs as a result of treatment with osmic acid. The specimen is put in from 70 to 90 per cent. alcohol; the bottom of the vessel is then covered with crystals of potassium chlorate, and a few drops of strong hydrochloric acid are added by means of a pipet. The appearance of a green color indicates the evolution of chlorin, which should be diffused through the alcohol by shaking the vessel. Objects are bleached in half a day. Nitric acid may be used instead of hydrochloric, in which case the bleaching agent is the freed oxygen. Marsh generates chlorin in a small bottle, and conveys it by means of glass tubing to the bottom of a bottle containing the sections in water. **Pouchet's Mixture**. Treat the tissue with glycerin to which hydrogen dioxide has been added—5 or 6 drops to from 5 to 10 c.c. of glycerin. Osmium preparations may be bleached in this mixture. The same author recommends creasote as a solvent and decolorizer for granular animal pigments. **Sargent's Chlorin-solution**. For bleaching insects, and suitable only for the preparation of the hard parts. The solution consists of 2 grams of potassium chlorate, 10 drops of hydrochloric acid,

and water, 30 c.c. Soak the objects for two days and then wash thoroughly.

## CELL-MOUNTS.

**Balsam-paraffin for Cells** (*Julien*). This substance consists of paraffin saturated with balsam-cement, and is prepared as follows: Reduce commercial Canada balsam to a wax-like consistence by slow evaporation in a shallow tin pan over a low flame. Test by cooling a few drops from time to time. Melt slowly a quarter of a pound of paraffin, with a melting-point above 45° C. (113° F.), add a lump of the balsam-cement about the size of a marble, and then digest at gentle heat, stirring frequently, for about an hour. The appearance of a slight, yellow tinge indicates the saturation of the paraffin by the balsam. When it is desired to prepare a cell, the balsam-paraffin is cautiously heated to the melting-point in a shallow porcelain capsule. These paraffin cells are suitable for dry or liquid mounts, excepting for the latter when Canada balsam, dammar, or oils are used as preservatives. The great advantage of the balsam-paraffin is its chemic indifference to the reagents employed in the preservation-media. **Paper-cell Method** (*Lee*). By means of a punch cut out a ring of paper, one mm. in breadth and about one mm. smaller in diameter than the cover-glass. Moisten this paper circlet with the mounting-fluid and center it on the slide. Fill the cell thus formed with the mounting-fluid; place the object in it; put on the cover; fill the annular space between the paper and the margin of the cover with glycerin-jelly, and as soon as this has set turn a ring of Bell's cement on it. For **Mounting-media**. See under *Mounting*.

## CEMENTS AND VARNISHES.

These substances are chiefly used for sealing fluid mounts, to prevent the admission of air and evaporation of the liquid. Before applying a cement, all fluid mounts should be ringed with glycerin-jelly, to avert "running in." **Amber Varnish**. Fuse 6 lbs. of clear, pale amber, add 2 gallons of hot clarified linseed-oil, boil until the mixture "strings," and when partially cooled add about 4 gallons of turpentine. Behrens recommends this cement for its extreme tenacity. **Apáthy's Cement**. Heat together, in a porcelain capsule, equal parts of hard paraffin (60° C. melting-point) and Canada balsam, until the mixture assumes a golden tint and no longer emits vapors of turpentine. On cooling, this forms a firm mass, which for use is warmed, and applied with a glass rod. This cement is suitable for closing glycerin mounts. **Asphalt Varnish**. This is one of the best media, used either as a cement or as a varnish. Kitton advises asphalt

dissolved in benzol and a small quantity of gold size.

**Bell's Cement.** Useful as a cement and varnish. It is soluble in ether and chloroform, and resists the action of cedar-oil. Its composition is unknown.

**Brunswick or Japan Black.** See *Pigments, Conspectus of*. Equal parts of this substance and gold size, with a little Canada balsam, may be used. It works easily and dries quickly.

**Colophonium and Wax.** To 2 parts of melted wax add, piece-meal, from 7 to 9 parts of colophonium; filter and cool. For use, melt by placing the vessel containing the mass in hot water. This cement is impervious to water, glycerin, and caustic potash.

**Gold Size.** An excellent cement when of good quality.

**Kitton's White-lead Cement.** Rub together thoroughly, with a little turpentine, equal parts of powdered white lead, red lead, and litharge; then mix with gold size. The cement should be thin enough to work with a brush, and must be made as required.

**Marine Glue.** That known in commerce as G K 4 is the best. It is soluble in ether, naphtha, and potassium hydroxid, and is used for securing glass cells to slides.

**Sealing-wax Varnish.** Cover coarsely powdered sealing-wax with alcohol, and digest at a gentle heat. Useful only as a varnish.

**Shellac Varnish (Beale).** Break shellac in small pieces, and shake in a bottle with alcohol until a thick solution is obtained. The addition of 20 drops of castor-oil to the ounce is said to improve this varnish, which is useful chiefly for protecting balsam mounts from the action of cedar-oil. The addition of Venice turpentine renders it less brittle.

**Stieda's White-zinc Cement.** Rub up zinc oxid with turpentine, and for every gram add eight grams of a thick, syrupy solution of dammar in turpentine. This makes a white cement like Ziegler's, the composition of which is unknown. Cinnabar, in place and in double the quantity of the zinc, will give a red cement.

**Tolu-balsam Cement (Carnoy).** A superior cement, consisting of tolu balsam 2 parts, Canada balsam 1 part, and a saturated solution of shellac in chloroform 2 parts, with the addition of enough chloroform to give the mixture a syrupy consistence.

**Turpentine (Parker).** Dissolve true Venice turpentine in enough alcohol to make a solution that will pass through a filter. After filtering, evaporate about one-fourth of the whole on a sand-bath. Test it by dropping a little in cold water, and if on removing it from the water it is hard and gives a vitreous fracture, evaporation has proceeded far enough. Csoker uses common resinous turpentine, which he melts in small pieces over a water-bath. When cool, the resulting mass should be dark-brown and brittle. This cement is used for closing glycerin mounts, and is applied by means of a wire bent at right angles, the short arm being just the length of the side of the cover-glass, which should be square; the wire is heated in a spirit-lamp, plunged into the cement, and brought down flat on the slide at the margin of the cover. The turpentine distributes itself evenly and hardens immediately. This is a safe and valuable medium and fixes rapidly.

#### CLEANING OF SLIDES AND COVERS.

Strong nitric acid, water, alcohol, and ether are recommended by Behrens, to be used in the order named. James treats slides that have been used with a mixture of equal parts of benzine, turpentine, and alcohol. For slides on which are balsam-mounted objects the balsam should first be removed by xylol, turpentine, or other solvent.

**Gibbes' (Heneage) Method.** Place the covers in concentrated sulphuric acid for an hour or two hours; wash until the drainings give no acid reaction, first with methylated spirit, then with absolute

alcohol, and wipe dry with an old silk handkerchief.

**Potassium Bichromate and Sulphuric Acid.** Potassium bichromate 200 grams; water 1000 c.c.; sulphuric acid 1000 c.c. Dissolve the bichromate in the water with the aid of heat. Pour the solution into a bottle that has been warmed and surrounded by a wet towel. Add slowly and at intervals the sulphuric acid. This mixture is corrosive and must be kept in glass vessels. It may be used more than once, but when the color changes markedly from that seen in the first mixture, it should be thrown away.

**Seiler's Solution.** Potassium bichromate 25 gm.; sulphuric acid 75 c.c.; water 325 c.c. Place the slides and covers in the solution for a few hours, then rinse well with water, and dry with a soft, linen cloth. Slides and covers that have been used are treated as follows: The covers are put into a mixture of equal parts of alcohol and hydrochloric acid, and in a few days are transferred to the bichromate solution, and treated like new ones. The slides are scraped with a knife, to free them from the mounting-medium, and are then put into the bichromate mixture.

**Sulphuric and Nitric Acid Mixture.** Nitric acid 200 c.c.; sulphuric acid 300 c.c.

#### CLEARING AGENTS.

Liquids used to render microscopic preparations transparent, to rid them of alcohol, and to facilitate penetration of the mounting-media. Those chiefly employed are essential oils.

**Anilin-oil.** An important medium, because of its ability to clear watery objects; it will even clear aqueous media without the intervention of alcohol, which sometimes renders it valuable as a penetrating medium prior to paraffin embedding. It is also used for clearing celloidin sections.

**Bergamot-oil.** Clears 95 per cent. alcohol preparations, also celloidin or collodion sections, and does not extract anilin dyes. It is one of the least refractive of the clearing agents.

**Carbolic Acid.** A concentrated solution in alcohol clears instantaneously even very watery preparations. It is a good medium for celloidin sections, but should not be used for soft objects to be mounted in balsam, as they are apt to shrink by osmosis in the latter medium. Gage employs a mixture of melted carbolic acid, 40 c.c., and turpentine, 60 c.c.

**Carbolic Acid and Xylol.** A mixture of one part of carbolic acid and three parts of xylol is used to clarify celloidin sections, which may be taken from 70 per cent. alcohol, and do not require further dehydration. A layer of previously heated copper sulphate in the bottom of the bottle will keep the mixture free from water.

**Cedar-oil.** This agent clears readily tissues in 95 per cent. alcohol, and does not extract anilin colors. Five or six hours are required to clear celloidin sections. When of good quality the oil has a light-yellow color.

**Chloroform** is deficient in penetrating power, and requires a long time to clear an object of any size. It may be used for celloidin and paraffin sections.

**Clove-oil.** New oil is pale; the tint deepens with age. Long immersion in this medium renders tissues brittle, sometimes an advantage in making minute dissections, as is also its tendency to form very convex drops. If desired, these properties may be counteracted by mixing it with bergamot-oil. As this oil is a solvent of celloidin, it cannot be used for clearing celloidin sections. New oil extracts anilin colors more rapidly than old. This agent has the highest index of refraction of all the usual clearing agents, and is one of the most important.

**Creasote.** The properties of this agent are similar to those of carbolic acid. Beechwood creasote is a good clearing medium for celloidin sections.

**Lavender-oil** has



the same properties and is used in the same way as clove-oil. **Naphtha** clears paraffin or celloidin sections, but is too volatile for a general clearing agent. **Oil of Origanum**. Ninety-five per cent. alcohol preparations are quickly cleared, also celloidin sections. For the latter, *Oleum origani cretici* should be used. Anilin colors are somewhat extracted by this agent. **Sandal-wood Oil**. Ninety-five per cent. alcohol preparations are cleared rapidly, celloidin sections more slowly, by this agent. Anilin colors are not affected by it. **Toluol** clears paraffin and celloidin sections, and is sometimes used as a penetration-fluid before the paraffin bath. **Turpentine**. This agent has a low index of refraction, and, used for alcohol objects, causes contraction and alters the structure of cells. It is much used for paraffin sections, as it possesses the property of dissolving the paraffin and clearing the section at the same time. **Xylol** is used for paraffin and celloidin sections. It causes shrinkage if the sections are not thoroughly dehydrated.

### CORROSION-METHODS.

Boiling or prolonged soaking in strong solution of **Caustic Soda** will remove the soft parts from skeletal structures. Caustic potash may be used in the same way. **Eau de Javelle** (*Potassium Hypochlorite*). Rub up 20 gm. of chlorinated lime in 100 c.c. of distilled water; dissolve 20 gm. of potassium carbonate in 100 c.c. of distilled water; mix, and after one hour filter. This solution is particularly recommended for preparing the skeleton of siliceous sponges and that of similar structures. In the study of the iris, choroid, and other pigmented organs, Altmann recommends Javelle water. Fat, especially when previously treated with osmic acid, resists the action of this fluid. The tissue impregnated with fat is hardened in osmic acid, and treated with Javelle water, which destroys everything but the fat, which remains as an osmium-stained mold of the tissue-spaces. **Eau de Labarraque**. (*Sodium Hypochlorite*). Twenty grams of chlorinated lime are rubbed up in 100 c.c. of distilled water and mixed with 40 gm. of crystallized sodium carbonate dissolved in the same quantity of water. Let the mixture stand for an hour, and filter. This is used in the same way as Javelle water. With the aid of heat, chitin is dissolved in either of the solutions in a short time (Loos). Chitinous structures, macerated for 24 hours or more in these solutions diluted with 4 to 6 volumes of water, become soft and transparent, and permeable to staining fluids, aqueous or alcoholic. This method is especially applicable to *Nematoda* and their ova. **Hyrtl's Corrosion-method**. Commercial mastic varnish is gradually evaporated over a spirit-lamp, or by other means, until it is of such a hardness that it cannot be indented with the finger, and with difficulty with the finger nail. The varnish should never be heated to boiling. By means of a glass rod, allow a drop of hot varnish to fall in cold water; if this cannot be flattened out between the fingers when cold, and only with difficulty after warming in the palm of the hand or on the tongue, it is sufficiently evaporated. To six parts of hardened varnish add one part of white beeswax. To color the injection-mass, five colors are recommended: For red mass, cinnabar; for blue, cobalt or ultramarine; for yellow, light or dark chrome-yellow; for green, emerald green; for white, carbonate of lead. The latter holds more poorly than the others, becoming somewhat brownish after heating. To 24 ounces of the mass, add from 16 to 20 drams of the color: a little more than this for the blue and green. The colors should be rubbed up evenly in a mortar,

with enough of the fluid varnish to give a syrupy consistency, and this mixture poured slowly into the heated mass, while constantly stirring with a small wooden spatula. The mass is warmed, preparatory to injection, over an ordinary spirit-lamp, to a temperature just short of boiling, and should be constantly stirred. The method of injecting the varnish mass differs in no way from that of ordinary injections. For corroding away the fleshy parenchyma, concentrated hydrochloric acid is used. The organ is placed in a glass jar, of a depth at least two inches greater than the diameter of the organ. It is first rinsed with cold water, and then the cold acid poured over it in sufficient quantity to float it. The greater the amount of acid, the quicker the corrosion. From two to ten days will be required for corrosion, according to the size and density of the organ. A fine spray or jet of water is then played upon the organ, and the corroded flesh carefully washed away. The preparation is then laid for two or three hours in clean water and then dried and mounted. **Noll's Method**: Place a piece of sponge on a slide, and treat it with a few drops of eau de Javelle; the soft parts will dissolve in 20 to 30 minutes; remove any precipitates by cautious treatment with acetic acid, wash several times in alcohol, treat with oil of cloves, and mount in balsam. In **Wood's Metal Corrosion Method**, the organ to be injected is placed in water of a temperature to keep the metal used in a fluid condition, and the liquid metal is injected by ordinary methods. The injected organ is then placed in cold, running water until the flesh has macerated away, when the cast is cleaned with a brush.

### COVER-GLASS PREPARATIONS.

Such preparations are usually made in examining blood, sputum, or other fluid or semi-fluid substance. In the case of sputum a tiny mass is placed on a cover-glass, another is pressed gently down upon this, and the two glasses are separated by sliding one over the other, the object being to secure a thin, even film on each glass. The film may also be spread with the edge of a cover-glass or with a platinum spatula. The preparations are then left to dry in air, or they may be dried by exposing them to a temperature of 120° for twenty minutes, or by passing them quickly thrice through the flame of a spirit-lamp or Bunsen burner. When dry, they are ready to stain. To obtain a cover-glass preparation of blood, cleanse the finger, prick the pad, wipe off the first drop of blood that exudes, touch the apex of the second drop with a cover-glass, spread in the manner described, and dry in air.

### CYTOLOGIC METHODS.

Cell-structure may be studied in living cells, in fresh, unhardened cells, and in hardened tissue in sections. **Accessory Nuclei**. Fix the tissue in Flemming's solution for 1 hour, then place it for 24 hours in Flemming's fluid diluted 3 or 4 times; wash thoroughly, harden in alcohols of increasing strength. Stain for 24 hours with hematoxylin according to Apáthy's modification of Heidenhain's method; keep in the dark. Decolorize in a 1 per cent. alcoholic solution of potassium bichromate prepared just before using (by mixing 70 c.c. of strong alcohol with 30 c.c. of a stock solution of potassium bichromate 10 parts, distilled water 300 parts). The decolorizing mixture should be put in a dark-colored glass bottle, and the tissue left in for from 12 to 24 hours, according as a light or dark stain is desired. Pass into 70 per cent. alcohol—also in a dark bottle, and after one or more days dehydrate in abso-

lute alcohol. Infiltrate with thick cedar-oil, embed in paraffin which is overheated, and section. (Gustav Platner, *Arch. f. mikr. Anat.*, 1889, Bd. 33, Heft 1.)

**Achromatin and Plasma Stains.** Foremost among these is the Ehrlich-Biondi fluid, which is used by Heidenhain as follows: Dilute 6 parts of the staining fluid with 400 parts of water. Fill two beakers with distilled water, and add to each a few drops of the diluted staining solution. To one beaker add, with continual agitation, drop by drop, a 1 : 500 solution of acetic acid, until a crimson color appears. The contents of the two beakers are to serve as controls. The dilute solution first prepared is now acidified with dilute acetic acid, added drop by drop, with continual agitation, and from time to time a few drops are added to a beaker of distilled water, until a crimson tint is obtained corresponding to that of the test-beaker, when the staining bath is ready. Treat sections for two hours with 0.1 per cent. acetic acid, then for 10 to 15 minutes with official tincture of iodine, rinse in alcohol, and place in the stain for from 12 to 18 hours.

**Altmann's Granules, Altmann's (R.) Method.** The tissue is fixed in osmic acid and stained with cyanin. The granules then appear in chains of a violet color. The substance between the granules stains readily with hematoxylin or carmin, but not with cyanin, and *vice versa*. ("Die Struktur des Zellkernes," *Arch. v. Du B. Reymond, Anat. Abth.*, 1889.)

**Chromatin Stains.** Of these the foremost in importance, for fresh tissues, is methyl-green, which may be used alone or in the Ehrlich-Biondi mixture (see *Staining Reagents*); also Bismarck-brown in dilute glycerin, or in aqueous solution with acetic acid. For osmium objects, Mayer's hemalum. For sections of hardened tissues, Böhmer's hematoxylin, the finer hematein stains, safranin, gentian-violet, Victoria-blue, and other anilins, used according to the indirect method. Babes stains in safranin, as follows: A supersaturated solution of safranin in water is warmed to 60° C. and filtered warm. On cooling it becomes turbid through the formation of small crystals. Place the sections in a watch-glassful of this turbid solution, and warm for a few seconds (until the liquid clears); after one minute wash in water and treat with alcohol and turpentine in the usual way. Do not clear in clove-oil.

**Ehrlich's Granules and Granular Cells (Mastzellen).** See *Staining of the Blood*.

**Fresh Cells.** Tease out a piece of living tissue in a drop of a solution of methyl-green containing 0.75 per cent. of acetic acid; then expose for 15 minutes to vapor of osmic acid, by inverting the slide over the mouth of a bottle containing a small quantity of a one per cent. solution; remove when the cells are brown; add a drop of solution of Ripart and Petit, and cover. Scrapings from the freshly-cut surface of a recently excised liver or lymphatic gland, having been treated with 1 to 2 per cent. acetic acid, may be stained with fuchsin added in sufficient quantity to a 2 per cent. acetic acid to saturate it. This renders the nuclei visible (v. Kahlén). Segmenting ova of *Echinodermata* may be stained on the slide by placing a drop of safranin at the edge of the cover-glass. When the ova are dark, the excess of stain is removed by means of bibulous paper, and one per cent. acetic acid is allowed to flow under the cover.

**Karyokinesis.** 1. Place small pieces of tissue hardened in strong Flemming's solution in an alcoholic solution of safranin (2 gm. to 60 c.c.) for from 24 to 48 hours. Wash for a few minutes in water, and carry to acidulated absolute alcohol (10 drops of acetic acid to 100 c.c.) for from 1/2 to 1 minute. When thick clouds of color are no longer given off, carry to absolute alcohol. After 1 or 2 minutes, clear and mount.

2. *Baumgarten's Method.* This method may be em-

ployed conjointly with a stain for bacteria. Harden the tissue for several weeks in a dilute solution of chromic acid; stain for from 5 to 10 minutes in a concentrated alcoholic solution of fuchsin; rinse quickly in absolute alcohol; stain for from 5 to 10 minutes in an aqueous solution of methylene-blue. In examining for bacteria also, stain first for 24 hours in aniline-water methyl-violet (decolorize with dilute acid if staining for tubercle-bacilli); then follow with fuchsin and methylene-blue, as indicated.

3. *Benda's Method.* Fix in Flemming's fluid, imbed in paraffin, and stain the sections as follows: Place for 24 hours in a concentrated solution of neutral copper acetate, kept at a temperature of 40° C. Wash well with water, and stain to a dark-gray tint in aqueous hematoxylin solution. Decolorize in 0.2 per cent. hydrochloric acid, until of a light-yellow, and then neutralize the acid by returning the sections to the copper solution, in which they should remain until they acquire a grayish-blue tint. Wash, dehydrate, and mount in balsam.

4. *Bizzozero-Vassale Method.* Fix in absolute alcohol. Stain 10 minutes in Ehrlich's gentian-violet solution; wash quickly in absolute alcohol; transfer to Gram's solution for two minutes, then pass into absolute alcohol for 30 seconds; 0.1 per cent. chromic acid, 30 to 40 seconds; absolute alcohol, 20 to 30 seconds; 0.1 per cent. chromic acid, 30 seconds; absolute alcohol, 30 seconds; oil of cloves; renew the last until no more color is given off. Treat with xylol, and mount in xylol-balsam.

5. *Gram's Method.* This is the same as for bacteria. The resting nuclei are either wholly or partially decolorized, while the dividing nuclei retain the dye.

6. *Mitosis in the Amnion.* Kill the pregnant animal, and place the uterus in a saturated watery solution of picric acid, opening the organ and the membranes under the fluid. Harden for 24 hours, wash in alcohol, and harden in alcohols, beginning with 70 per cent. Tinge a small part of the membrane in Ehrlich's acid hematoxylin diluted one-half.

7. *Mitosis in Lieberkühn's Glands.* Harden a section of small intestine in mercuric chlorid, and stain with acid fuchsin and methyl-green. The resting nuclei will be blue and those in active mitosis green.

8. *Mitosis in the Vermiform Appendix.* Fix in Flemming's solution, Fol's solution, or absolute alcohol; stain 5 to 10 minutes in the following mixture: gentian-violet, 1 gm.; absolute alcohol, 15 c.c.; aniline-oil, 3 c.c.; water, 80 c.c. Wash in absolute alcohol; immerse 30 to 40 seconds in 1 per cent. chromic acid, then for the same length of time in absolute alcohol; repeat the chromic acid and absolute alcohol to remove all excess of dye; clear, and mount in balsam.

**Living Cells.** Young larvae of *Amphibia* are the best objects for the study of cells *intra vitam*. Place the larvæ of *Salamandra* in a watch-glassful of water containing 5 to 10 drops of a solution of 1 part curare in 100 parts each of water and glycerin. Half to one hour's immersion is required for curarization. It is not necessary to wait until the larvæ are motionless; they may be removed as soon as their movements have become slow. The gills and the caudal "fin" may then be studied. The tail may be excised from the living animal and studied for some time in one per cent. salt-solution or other indifferent medium. The adult animal offers for study the thin, transparent bladder. Larvæ may be bred from adults, if well fed with aquatic worms, and supplied with a vessel of water. The larvæ will be deposited in the water. The cytoplasm of living cells may be stained with methylene-blue, dahliæ, or gentian-violet, dissolved in water or in an indifferent liquid.

**Micro-chemic Reactions.** 1. Chromatin is distinguished from lecithins and albuminoids by treating fresh cells



with 0.1 per cent. hydrochloric acid, in which it is insoluble; the lecithins and albuminoids are dissolved out. Methyl-green is a test for chromatin, as it stains nothing else in the nucleus. 2. *Glycogen in Leukocytes*. Treat with 1 per cent. solution of iodine, containing 2 gm. of potassium iodide, a preparation of frogs' blood. The white corpuscles are killed, and many stained yellow. In some of them mahogany-colored granules of stained glycogen are seen. 3. *Glycogen in Liver-cells*. Harden the liver of a well-fed frog in osmic acid, make a thin section and wash it with iodine, and the granules of glycogen in the hepatic protoplasm will be colored brown. 4. *Tizzoni's Reaction for Iron*. Harden the spleen, kidney, or liver of a young animal in alcohol. Place the sections in a freshly prepared solution of 3 c.c. of 1:12 potassium ferricyanide, 90 c.c. of water, and 1.5 c.c. of 25 per cent. hydrochloric acid. Particles of free iron are colored blue. **Spermatologic Methods.** Tease fresh material on a slide, fix with a strong solution of potassium permanganate, and stain with gentian-violet or dahlia. For aqueous mounts, use Ripart and Petit's solution or one of Pacini's mercurial fluids. Sections of the hemaphrodite gland of *Lamellibranchiata* may be stained for from 2 to 3 hours in a mixture of equal parts of a concentrated alcoholic solution of methyl-green and safranin diluted with 8 volumes of water; wash out in alcohol 5 to 10 minutes, and mount in balsam. Nuclei of ova are red; heads of spermatozoa, bluish-green. **Watase's Method for Differentiating Sexual Cells.** The sexual cells are fixed in Auerbach's fluid or simply in a saturated aqueous solution of sublimate, and the pieces embedded in paraffin. The sections are fixed to the slide with dilute alcohol or distilled water. Saturated solution of anilin-oil in water is added to alcohol until the latter is 20 per cent. in strength; with this menstruum one per cent. solution of cyanin  $\beta\beta$  is made for a blue stain; and the same strength solution of chromotop RR for a red stain; or for a more powerful red stain, use erythrosin in one per cent. solution. For contrast-staining it is immaterial which solution, cyanin or chromotop, is used first; erythrosin must be used before the blue stain. Stain quickly, and wash in 50 per cent. alcohol. The nucleus of the ovum becomes red, while that of the spermatozoon becomes blue, showing the former to be erythrophilous, the latter cyanophilous.

#### DECALCIFYING FLUIDS.

These fluids usually consist of an acid, combined with a hardening agent, to prevent swelling of the tissue. The specimen should be previously fixed by any of the usual methods, tested from time to time with a needle or razor, and when the process of decalcification is complete should be washed in water and placed in 67 per cent. alcohol, gradually increasing the strength to 82 per cent. **Bayer's Fluid.** Chromic acid, 1 part; hydrochloric acid, 1 part; water, 100 parts. **Von Ebner's Fluid** prevents swelling of the tissue. It has the following composition: Hydrochloric acid, 2.5 c.c., alcohol, 500 c.c., distilled water, 100 c.c., sodium chlorid, 2.5 grams. Use a large volume of the fluid and renew it frequently. If it be desired to examine the fibrillar structure of bone, mount the sections in 10 per cent. sodium chlorid solution; otherwise the ordinary mounting-media may be employed. **Fol's Fluid.** Nitric acid, 3 c.c., one per cent. chromic acid, 70 c.c., water, 100 c.c. Let the tissues remain in this fluid for two weeks, renewing it every other day. Wash thoroughly and preserve in 90 per cent. alcohol. **Gage's Fluid.** This agent answers well for the preparation of small salamanders, etc.,

for sectioning. It consists of 67 per cent. alcohol, 100 c.c., and pure nitric acid, 3 c.c. More rapid in action, and recommended for the decalcification of teeth, is a fluid composed of nitric acid, 5 c.c., saturated aqueous solution of alum, 100 c.c., and water, 100 c.c. It should be renewed every two days. **Haug's Phloroglucin Fluid.** One of the most rapid decalcifying agents, and without injurious action on the tissue-elements, with the exception of blood. It is prepared as follows: Warm slowly and carefully one gram of phloroglucin in 10 c.c. of pure nitric acid, and to the resulting ruby-colored solution add 50 c.c. of distilled water. If a larger quantity is desired, add nitric acid and water to the foregoing proportion until the volume measures 300 c.c., the limit of the protective influence of the phloroglucin. Previously to being brought into this fluid, the tissues should be well fixed. Fetal bones and those of lower vertebrates are decalcified in half an hour. Older and harder bones require several hours. When decalcification is completed, wash in running water for two days. The sections stain well. Another formula, useful for teeth when rapid action is not necessary, consists of phloroglucin, 1 gram, nitric acid, 5 c.c., 95 per cent. alcohol, 70 c.c., distilled water, 30 c.c. The function of the phloroglucin is to protect the organic tissue-elements against the action of the acid. **Hydrochloric Acid.** A rapid decalcifying agent, usually employed in combination with chromic acid or alcohol. A 10 per cent. solution of sodium chlorid in 3 per cent. hydrochloric acid is recommended. Hydrochloric acid and glycerin, 5 c.c. of the acid to 95 c.c. of the glycerin, constitute a good mixture for softening teeth. **Mayer's Desilicification Method.** A process for removing siliceous parts from sponges, etc. Place the object in alcohol in a vessel of gutta-percha or glass coated internally with paraffin. Hydrofluoric acid is then added, drop by drop, care being taken to avoid the fumes, which attack mucous membranes with great energy. Contact with the acid causes wounds that heal with difficulty. Small pieces of sponge are freed from silica in a few hours or a day, and the tissues do not suffer. (A dangerous method.) **Nitric Acid.** An efficacious agent, which causes no swelling, and does not attack the tissue-elements. One per cent. and 10 per cent. solutions are used, the latter for large, hard bones, the former for young bones. The specimens should previously have been fixed in absolute alcohol, and the decalcifying fluid changed daily. They must be removed as soon as decalcification is complete, or they will become discolored. They are then washed in running water for two hours, and preserved in alcohol, which should be renewed in a few days. **Pereny's Fluid,** is recommended for rapid action and preservation of the tissue-elements. It is composed of 10 per cent. nitric acid, 4 parts, absolute alcohol and one-half per cent. chromic acid, each, 3 parts. **Phosphoric Acid.** A 10 to 15 per cent. solution is recommended for young bones. **Picric Acid.** A saturated watery solution is employed, to which a few crystals of the acid are added to keep it saturated. The tissue is suspended in the fluid, and when soft is washed and preserved in alcohol. Young bone is usually decalcified in a fortnight. **Thoma's Fluid.** This consists of 95 per cent. alcohol and pure nitric acid, in the proportion of one c.c. of the latter to 25 c.c. of the former. Fix the tissue in 95 per cent. alcohol; then place it for several days in the decalcifying fluid, shaking and renewing it frequently. When this has been done, wash in alcohol, and place it in a jar containing an excess of precipitated calcium carbonate; renew and shake until every trace

of acid is removed from the tissue. **Waldeyer's Chloropalladium Fluid.** Palladium chlorid, one ctg., and hydrochloric acid, 1000 c.c. After decalcification, wash the tissue thoroughly in water, and place successively in 30, 60, and 90 per cent. alcohol.

#### DECOLORIZING, DIFFERENTIATING, AND MORDANTING SOLUTIONS.

**Acid Alcohol.** Hydrochloric acid 1 c.c., absolute alcohol 70 c.c., water 30 c.c. **Acidulated Glycerin.** See *Examination and Preservation Media*. **Acidulated Water.** Distilled water 1000 c.c., hydrochloric acid 1 c.c. **Anilin-water (Ehrlich).** Shake up 3 c.c. of anilin-oil with 97 c.c. of distilled water, and filter. The filtrate should be clear. Used as a mordant for anilin dyes. It does not keep well, and should be freshly prepared. **Gram's Solution.** Iodin 1 part, potassium iodid 2 parts, distilled water 300 parts. This solution gives a reaction with tissues which have undergone amyloid degeneration. It is much used in the staining of microorganisms by Gram's method. **Lithia Water.** Saturated aqueous solution of lithium carbonate 1 c.c., and distilled water 30 c.c., used as an intermediate agent in staining microorganisms. **Löffler's Mordant Solutions.** 1. Ten c.c. of a 20 per cent. solution of tannin, 5 c.c. of a cold saturated solution of ferrous sulphate, 1 c.c. of an aqueous or alcoholic solution of fuchsin (or 1 c.c. of an alcoholic solution of methyl-violet). 2. One per cent. solution of caustic soda. 3. Sulphuric-acid solution of such strength that 1 c.c. will be completely neutralized by 1 c.c. of 1 per cent. caustic-soda solution. **Nitric Acid.** Pure nitric acid 10 c.c., distilled water 30 c.c. Used in the process of staining microorganisms. **Pal's Solution.** Oxalic acid 1 gm., potassium sulphate 1 gm., distilled water 200 c.c. Used in staining nerve-tissues after treatment with potassium permanganate. **Potassium Permanganate.** In one per cent. solution, used as a mordant for anilin dyes. In one-quarter per cent. solution it is used to differentiate tissues after staining with hematoxylin. **Sulphanilic and Nitric Acid Solution.** Saturated solution of sulphanilic acid 30 c.c., nitric acid (sp. gr. 1.42) 10 c.c. Used in the process of staining microorganisms. **Sulphuric Acid Solutions.** (a) Sulphuric acid (sp. gr. 1.84) 10 c.c., distilled water 30 c.c. (b) Sulphuric acid (sp. gr. 1.84) 10 c.c., alcohol (90 per cent.) 90 c.c. Used in the process of staining microorganisms. **Toluidin Water.** Toluidin 10 c.c., distilled water 90 c.c. Mix, agitate, and filter. Used for the same purpose as anilin-water, and may be substituted for it. **Weigert's Differentiating Fluid.** Borax 2 gm., potassium ferricyanid 2.5 gm., distilled water 200 c.c. Used after Weigert's hematoxylin.

#### DISSOCIATING FLUIDS.

These fluids soften and dissolve the interstitial material of tissues, and facilitate the separation of their histologic elements. 1. **MACERATING FLUIDS.** **One-third Alcohol.** See *Fixing Fluids*. This is particularly recommended by Ranvier for epithelia. Thinn advises one-fourth alcohol for dissociating the retina. **Ammonium and Potassium Sulphocyanid.** A 10 per cent. solution of either of these salts is recommended by Stirling as a dissociating medium for epithelium. Small pieces are macerated for 24 to 48 hours, and may then be stained with eosin, fuchsin, or picocarmine. The fibers of a crystalline lens dissociated in either of these fluids become beaded or moniliform. **Ammonium Chromate.** A 5 per cent. solution is used

for dissociating the "rodged" cells of the renal tubules, cells of the salivary glands, Purkinje's fibers of the heart, etc. It acts in 24 to 36 hours, and the tissues must be well washed for preservation. **Artificial Iodized Serum.** See *Examination and Preservation Media*. **Artificial Saliva.** Calberla's formula: potassium chlorid 0.4 gm., sodium chlorid 0.3 gm., sodium phosphate and calcium chlorid, each 0.2 gm., in 100 parts of water saturated with carbon dioxide; of this solution one volume is combined with one volume of water and half a volume of Müller's fluid. This mixture is recommended particularly for dissociation of the developing muscle and nerve of *Ophidia* and *Amphibia*. The tissue-elements are isolated by teasing and shaking, and the preparation is mounted in concentrated potassium-acetate solution. **Baryta Water.** A 50 per cent. solution is useful for dissociating white fibrous tissue, e. g., tendon. **Beale's Fluid.** The mucus expressed from the gastric glands of the pig is rapidly dried on glass plates, powdered, and preserved in a stoppered bottle. Dissolve the powder in distilled water or glycerin, and filter the solution. Tissues are digested several hours in this fluid at a temperature of 37° C. Eight-tenths of a grain of the powder will dissolve 100 grains of coagulated white of egg. The powder retains its properties for years. **Brock's Medium.** For the nervous system of *Mollusca*: equal parts of 10 per cent. potassium-bichromate solution and the visceral fluid of the animal. **Caustic Potash, Caustic Soda.** Strong solutions, 35 to 50 per cent., should be employed; they do not greatly mar the forms of cells, while weak solutions destroy them. The tissue may be treated on the slide. Weak solutions may be employed for dissociating the cells of hair, nails, and epidermis. Professor and Mrs. Gage (*Proceedings Am. Soc. Microscopists*, 1889) have found that preparations treated with these alkalis can be permanently preserved by displacing the alkali with from 50 per cent. to 60 per cent. of potassium acetate and then mounting in glycerin or glycerin-jelly. **Chloral.** A mild, macerating medium in 2 to 5 per cent. solution. It preserves delicate elements admirably, and is recommended by Landowsky (*Archiv. f. mik. Anat.*, 1876, p. 359) for salivary glands; by Hickson for the retinæ of *Arthropods*. **Béla Haller's Mixture.** One part glacial acetic acid, 1 part glycerin, 2 parts water. Recommended for the central nervous system of *Mollusca*. Maceration is complete in 30 to 40 minutes. **Hertwig's Liquid,** for the nervous system of *Medusa*. A mixture of equal parts of 0.05 per cent. osmic acid and 0.2 per cent. acetic acid. For *Actinæ* 0.04 per cent. osmic acid is used; both the solutions are made in sea-water, and the washing out is done in 0.2 per cent. acetic acid. **Iodized Serum.** See *Examination and Preservation Media*. It is used in the study of fresh tissue, especially medullated nerve-fiber. A tiny fragment is placed in 4 or 5 c.c. of weak serum in a closed vessel, and allowed to soak for a day or more, fresh iodine being added as often as the serum becomes pale. When sufficiently macerated, the tissue is teased or pressed out and mounted. **Landois' Fluid.** Dissolve in 100 c.c. of distilled water 5 gm. each of neutral ammonium chromate, potassium phosphate, and sodium sulphate. This fluid is especially useful for the central nervous system, and small pieces must lie in it from one to five days. **Möbius' Media.** 1. One part of sea-water and 4 to 6 parts of 0.5 per cent. solution of potassium bichromate. 2. For *Lamelli-branchiata*: one per cent. each of osmic and acetic acids, and 0.25 per cent. of chromic acid dissolved in sea-water. **Müller's Solution.** See *Fixing Fluids*.



**Nitric Acid.** Twenty per cent. solution is a useful medium for the maceration of muscle. After 24 hours' treatment, the isolated fibers may generally be obtained by shaking the tissue with water in a test-tube. **Nitric Acid and Glycerin.** A mixture of glycerin 50 c.c., nitric acid 1 c.c., and water 150 c.c., is recommended for isolating the elements of nerve tissue. **Nitric Acid and Potassium Chlorate, Kühne's Method.** Mix in a watch-glass one part of potassium chlorate with four of nitric acid, and in this immerse a fragment of muscle for half an hour, and then shake it with water in a test-tube to separate the fibers. **Oxalic Acid.** Maceration for several days in a concentrated solution has been found useful in the examination of nerve-endings. **Potassium Permanganate.** See *Fixing Fluids*. **Salt-solution.** A 10 per cent. solution of sodium chlorid is a valuable macerating agent for white fibrous and other tissue. **Schiefferdecker's Methyl Mixture.** Methyl alcohol 5 c.c., glycerin 50 c.c., distilled water 100 c.c. Used for dissociating the retina and other nerve-tissues. Macerate the perfectly fresh tissues for several days. **Sulphuric Acid.** Recommended by Max Schultze for isolating the fibers of the crystalline lens. Macerate for 24 hours in 30 c.c. of water containing 4 to 5 drops of pure sulphuric acid, and then agitate. Very dilute sulphuric acid is stated by Odenius to be the best medium for the examination of nerve-endings in tactile hairs. Hot sulphuric acid is used to dissociate horny epidermic structures—hair, nails, horn. II. **DIGESTION FLUIDS. Bickfalvi's Fluid.** One gram of dried gastric mucosa is mixed with 20 c.c. of 0.5 per cent. hydrochloric acid, put into an incubator 3 to 4 hours, and then filtered. The tissue should not remain in the solution for more than a half to one hour. **Brücke's Fluid.** This consists of glycerinated extract of pigs' stomach 1 volume, 0.2 per cent. hydrochloric acid 3 volumes, and a few crystals of thymol. **Kühne's Fluid.** Trypsin is obtained by extracting the pancreas of an ox with ether and alcohol, and evaporating to dryness; one part is then heated for 3 to 4 hours, at a temperature of 40° C., with 5 to 10 parts of a 0.1 per cent. solution of salicylic acid, the solution pressed through linen, and filtered when cold. **Kuskow's Fluid.** Pepsin one part, dissolved in 3 per cent. oxalic acid, 200 parts. The solution should be freshly made, and objects macerated in it 10 to 40 minutes at the ordinary temperature. **Schiefferdecker's Pancreatin Fluid.** A saturated solution of pancreatin in cold distilled water is made and filtered. Pieces of epidermis are macerated in it for 3 to 4 hours, at about the body-temperature. The forms of the prickles-cells are clearly shown, and the nuclei are preserved.

## EMBEDDING.

Embedding methods are divided into two classes, according to the end which it is intended to accomplish: 1, simple embedding; 2, interstitial embedding, or infiltration. **Simple Embedding** consists in surrounding objects which are too small or too delicate to be firmly held by the fingers or by instruments with some plastic substance which gives them firm support without injurious pressure, and thus allows of the cutting of thin sections without distortion. Among the materials used are: (1) *Moist Paper*. Strips of printing paper softened in water are rolled around the object, which, thus wrapped, is firmly pressed into the microtome-cylinder. (2) *Paraffin Infiltration and Embedding*. The initial step in this process consists in the infiltration of the object with a clearing agent; that is, by some substance which is a solvent of paraffin. It is then immersed in melted par-

affin until it is thoroughly saturated. The paraffin should be kept just at the melting-point and should be renewed if the object is large. The duration of the bath depends on the size of the object. When this second step in the process is completed, embed in paraffin, as in simple embedding. To prevent crystallization of the paraffin, the embedded object should be quickly cooled, which may be done by floating it in the containing receptacle on cold water. When chloroform is the clarifying agent, the subsequent treatment differs from the foregoing, and is as follows: The object is saturated with absolute alcohol, then brought into chloroform (containing a little ether to prevent the object from floating), and then penetrated; the chloroform and the object are gradually warmed to the melting-point of the paraffin used, small pieces of paraffin being added during the warming. When bubbles are no longer given off from the object, the chloroform has been entirely displaced by the paraffin, and the object is ready to embed (*Giesbrecht*). A little tray or box is made of paper, and some melted paraffin is poured into it; as soon as the mass has cooled sufficiently to support the object this is placed on its surface. More melted paraffin is poured on until the object is enclosed. Boxes may be constructed by placing pieces of type-metal upon a plate of glass which has been wetted with glycerin and gently warmed. In such a box the paraffin may be kept in a liquid state by warming over a spirit lamp, thus allowing small objects to be placed in any desired position by means of a heated needle under a dissecting microscope. Small objects may be embedded in the following manner: A hole is melted in the end of a cylinder of paraffin by means of a piece of wire which has been heated in the flame of a spirit-lamp. The object is then pushed into the melted paraffin and placed in the desired position. The *Watch-glass Method*, which is unequaled for small objects, is as follows: Melt paraffin in a watch-glass, place the object in it, and allow it to cool; then cut out a block containing the object, or the whole mass of paraffin may be turned out by rapidly warming the bottom of the watch-glass. (3) *Pith*. A cylinder of pith is halved longitudinally, a cavity corresponding to the object to be embedded is made by scooping out the inner face of either half-cylinder and the object is placed between them. The cylinder is then pushed into a microtome well and moistened with alcohol, so that the pith may swell and firmly enclose the object. *Heidenhain's Modified Method*. Fix the object in a supersaturated solution of corrosive sublimate made in a one-half per cent. solution of common salt. After one-half hour's immersion, transfer to 95 per cent. alcohol, where it should remain 24 hours. Clear in bergamot-oil and embed in paraffin. Section, remove paraffin by xylol or benzine, and place in 95 per cent. alcohol. Then treat 15 minutes with pure tincture of iodine, to remove the excess of corrosive sublimate, and place again in 95 per cent. alcohol. The sections are now ready for staining. **Interstitial Embedding.** Practically, this is a process of hardening. The natural cavities of the object are filled with the embedding mass, and each separate anatomic element surrounded with the supporting substance, thus securing firmness and at the same time ensuring natural relations of all structural details. The materials mainly used are *Paraffin*, for small sections, and *Celloidin*, or collodion, for large sections. **Embedding Masses.** The most generally useful is pure paraffin, melting at 45° C. Soap Masses are very penetrating, and have the advantage of being transparent and of cutting better than

paraffin. A transparent soap is prepared as follows: 25 gm. of shavings of sodium stearate soap, and 100 c.c. of 96 per cent. alcohol are heated in a retort over a water-bath until the soap is dissolved, and then filtered. The filtrate should be transparent. If a drop poured into a watch-glass solidifies into a white mass, add water in small quantities until the tested drop remains pellucid. **Gelatin Masses** are used for tissues that have not been dehydrated. The objects are prepared by penetration with water, instead of alcohol or a clearing agent. After the mass is cooled, it may sometimes be cut at once, but it is usually necessary to harden it, which may be done by freezing or by treating for a few days with 90 per cent. alcohol or with chromic acid, or for a few minutes with absolute alcohol. **Brunotti's Cold Gelatin.** Dissolve with heat 20 gm. of gelatin in 200 c.c. of distilled water, filter, and add 30 c.c. of glacial acetic acid and 1 gm. of corrosive sublimate. Soak the object in a small quantity diluted with two or three volumes of water, embed in the undiluted mass, and harden in alcohol. This process does not require heat. **Gerlach's Gelatin.** Gelatin 40 gm., saturated solution of arsenious acid 200 c.c., glycerin 120 c.c. Clarify with white of egg. Objects are prepared for embedding by a bath of one-third glycerin. **Klebs' Gelatin (Glycerin-jelly).** A concentrated solution of isinglass mixed with half its volume of glycerin. **Celloidin** is stated to be a preparation of pure pyroxylin. It is non-explosive, and is soluble in ether and alcohol. Collodion, prepared by dissolving gun-cotton or soluble cotton in equal parts of 95 per cent. alcohol and sulphuric ether, is in every way as good as celloidin and considerably cheaper. Celloidin should be used in thin (2 per cent.) and in thick (6 per cent.) solutions. The object is thoroughly dehydrated in absolute alcohol, placed in a mixture of equal parts of ether and alcohol for 12 to 24 hours, or longer if the object be large. It is then placed for 24 hours in a thin solution of celloidin, 8 gm. in 100 c.c. each of alcohol and ether, and transferred from this to a thick solution of celloidin, 8 gm. in 50 c.c. each of alcohol and ether. Select a cork or piece of soft, dry wood, and dip it in the thick celloidin solution; when dry, place the prepared tissue upon it and drop the thick celloidin solution upon this with a pipet until it is embedded in a jelly-like mass. Blocks or cylinders of glass or vulcanized fiber serve better than cork as they sink in the liquids used. Harden in 90 per cent. alcohol, and preserve in 70 per cent. alcohol. When making sections, keep the knife and section wet with alcohol. Apáthy advises previous smearing of the knife with vaselin, as it cuts better and is protected from the alcohol. Use bergamot-oil to clear. Sections may be kept in from 60 per cent. to 80 per cent. alcohol. **Fisk's Castor-oil and Oil of Thyme Method.** The mixture consists of red oil of thyme 3 parts, castor-oil 1 part, and is used only with collodion-embedded objects. The castor-oil makes the collodion slightly flexible, so that the sections do not move so readily on the slide, when the balsam is applied. There is no true action as a fixative, for the collodion is not dissolved in any way, only softened and toughened. The edge of the knife is preserved for a longer time. The castor-oil gives more "body" to the mixture, making a good lubricator, and floats the sections readily. Very thin sections can be obtained by absorbing the oil and coating the object with a thin layer of 1 per cent. collodion before cutting each section. This coating is also useful if there is any tendency for the section to crumble or tear. The mixture is highly antiseptic, and specimens may be left

in it indefinitely, to advantage and without shrinking. If the objects have been stained *in toto*, the process is very short. If section-staining is desired, the sections after their transfer to the slide, should have as much of the superfluous oil removed as possible and a few drops of ether-alcohol (equal parts of each) are poured over them to fasten them to the slide. The sections are then put into 95 per cent. alcohol to dissolve out any oil that may be left, and passed through from 70 per cent. to 35 per cent. alcohol, to water, stained, carried back through the same grades and mounted as usual. This is one of the best and most useful of methods. **Von Koch's Copal Method.** The object is dehydrated in alcohol, placed in a thin solution of copal in chloroform, made by triturating small fragments of copal in a mortar with fine sand, pouring on chloroform, and filtering. The solution is slowly evaporated by heating. When concentrated enough to draw out into threads that are brittle, the object is removed and allowed to dry. Sections are cut by means of a fine saw, rubbed smooth on one side and with the smooth side down, are cemented on a slide. When the cement has hardened, the sections are rubbed until they are of the requisite thinness, washed in water, and mounted in balsam. This method is used for the study of hard and soft structures in their natural relations. **Kultschizky's Celloidin-paraffin Method.** After the object is taken from the ether-and-alcohol bath it is put into celloidin-solution for 24 hours, then into origanum-oil, then into a mixture of origanum-oil and paraffin which has been heated to 40° C., and finally into melted paraffin. The method is especially adapted for delicate specimens. Ryder uses chloroform instead of oil of origanum. **Joliet's Gum-and-glycerin Method.** Pure gum arabic is dissolved in water to the consistency of a thick syrup. To a little of this solution in a watch-glass add 6 to 10 drops of glycerin, and mix. Embed the object, previously soaked in glycerin, in the mass in the watch-glass and leave to dry for several days. Cut dry, dissolve the gum from the sections in water, and mount in glycerin. This mass has the advantage of being transparent. **Photoxylin.** A substance having the appearance of cotton-wool and chemically closely allied to celloidin. It dissolves in a mixture of ether and alcohol, equal parts, and is used in the same way as celloidin. It has the advantage of forming a mass that remains transparent. **Syrup-and-gum Congelation-mass.** Hardened brain-tissue, previously soaked in water, is well soaked in a syrup made of double refined sugar 2 ounces, water 1 fluid-ounce. Wash the superfluous syrup from the surface and put into ordinary mucilage an hour before cutting. Embed in the freezing microtome and float the sections into water (Hamilton). Cole advises 4 parts of syrup and 5 parts of gum for the brain, spinal cord, retina, and all tissues liable to tear easily. The gum is made by dissolving 4 ounces of gum acacia in 6 ounces of water; the syrup, by boiling 1 pound of loaf-sugar in 1 pint of water. Add 5 gr. of carbolic acid to each ounce of the medium. **Collodionization of Sections.** It sometimes happens that objects, such, for example, as ova, are too delicate and too easily broken to be cut in the ordinary way; it is necessary to cover the exposed surface before cutting each section with a thin layer of collodion or celloidin. The collodion should be of such consistency, from 1/2 per cent. to 1 per cent. solution, that, when applied in a thin layer to a surface of paraffin, it will dry in two or three seconds without leaving a shiny surface.



## EMBRYOLOGIC METHODS.

**Artificial Fecundation.** This practice can be easily carried out with the *Amphibia anura*, *Teleostea*, *Cyclostomata*, *Echinodermata* and many *Vermes* and *Celenterata*. In the *Amphibia*, the ova should be extracted from the uterus, placed in a watch-glass, and treated with water in which the testes or vasa deferentia of the male have been teased. The spermatozoa of fish rapidly lose their vitality in water, hence, the milt must be added immediately to the spawned ova, then a little water added, and the whole placed in a suitable hatching apparatus with running water. Artificial fecundation of *Invertebrates* is performed in a like manner, and can sometimes be accomplished under the microscope. The penetration of the spermatozoön and some of the subsequent changes can thus be observed. **Amphibia.** Ova of amphibia are covered with thick coats of albumin, which must be removed in their preparation for section-cutting. Whitman places the fixed eggs in a 10 per cent. solution of sodium hypochlorite, diluted with 5 or 6 volumes of water, until they can be shaken free. Blochmann recommends eau de Javelle (see *Bleaching Fluids*), diluted three or four times with water, and agitates the eggs, previously fixed in Flemming's solution (see *Fixing Fluids*), for from 15 to 30 minutes. Preserve the ova in alcohol. **Axolotl.** These ova have an albuminous layer separated from the yolk by a liquid which is not coagulated by reagents. Place them for a few hours in picrosulphuric acid, then pierce the inner chorion, and gently press out the ova. Harden in alcohol. Stain in the mass with borax-carmin or Hennequy's acetic acid alum-carmin, and embed in paraffin or celloidin. Collodionize the sections. **Rana.** Place the ova in water heated to 90°-96° C. for 5 to 10 minutes. Incise the albuminous coverings, and remove the ova under water. Place them in 0.5 per cent. osmic-acid solution or in alcohols of 70, 80, and 90 per cent. **Salamandra.** Fix in warm, platinum-chlorid solution (0.25 to 0.3 per cent.) for 3 to 24 hours, according to the size of the embryo. Wash in water, and pass through successive alcohols. Stain sections on the slide. **Triton.** Incise the several concentric coats of albumin which surround the ovum; remove, and place it in Kleinenberg's fixing solution (see *Fixing Fluids*). Or, put the eggs in a solution of acetic acid 2 per cent., chromic acid 0.5 per cent., and after ten hours incise the membranes and turn the embryos out. Finally, pass through successive alcohols. **Aves. Superficial Examination.** During the first 48 hours of incubation of the egg (hen's) the blastoderm is always uppermost. To open the egg, place it in a dish and cover it with a 0.75 per cent. sodium-chlorid solution at a temperature of 38° C. Break the shell at the broad end over the air-chamber, to keep this end from tilting up. The shell is then filed through at one point, and the opening enlarged with forceps. Remove the upper half of the shell, bit by bit. Then remove the shell-membrane in the long axis of the egg, and the yolk and embryo will come into view. A quicker but less satisfactory method is to break the egg across and pour the yolk and white into the sodium-chlorid solution. Maintain the salt-solution during the period of examination at 38° C. over a sand-bath. **Duval's Orientation Method.** To obtain sections of any desired direction of the ova of *Aves*, before the development of the primitive streak, Duval proceeds as follows. During incubation the embryo is generally lying on the yolk, so that the large end of the egg is to its left, and the small end to its right; hence, the position of the blastoderm can be marked out. Construct a triangular, bottomless box

from a strip of paper 5 mm. wide and 50 mm. long; lay this on the yolk enclosing the cicatricula in such a position that the base corresponds to the anterior region of the embryo. By means of a pipet fill the paper triangle with 0.3 per cent. osmic-acid solution. When the preparation becomes dark, place the whole egg in a weak chromic-acid solution, remove the white, and place the rest in a fresh chromic-acid solution for several days; a black triangle will mark the position of the cicatricula, and may be cut out with scissors and scalpel. **Examination of an Opaque Object.** Place the blastoderm on a slide, and dry just sufficiently to make its edges adhere to the glass; immerse in a solution of picric acid for two or three hours, and examine with a simple lens. **Examination and Preservation in toto.** Open the egg in salt-solution, pierce the blastoderm at the outer margin of the vascular area with a fine scissors, and carry the incision completely around. Then place the excised blastoderm in a watch-glass, and remove the vitelline membrane by gentle shaking with a needle. The blastoderm can then be placed on a slide, surrounded by a ring of putty, covered with salt-solution and a cover-glass, and examined under the microscope. Keep the slide at about 38° C. Permanent preparations of embryos in toto, up to about 50 hours, may be made by treatment with osmic acid, 1 per cent. After separation of the vitelline membrane, hold a drop of the acid, by means of a pipet in contact with the embryo for 15 or 20 minutes. Then mount in a cell in balsam. **Development of the Blood-vessels.** Obtain blastoderms of 30 or 40 hours, immerse in gold chlorid, 0.5 per cent., for 1 minute, wash in distilled water, mount in glycerin, and examine. This method renders the nuclei and protoplasmic processes distinct. Or, immerse the blastoderm in 1 per cent. solution of potassium bichromate for 1 day, and mount in glycerin. Or, use a 0.5 per cent. solution of osmic acid for from ½ to 1 hour, then place in absolute alcohol for 1 day, and mount in glycerin. **Gerlach's Window Method.** Remove the shell at the small end of the egg, withdraw a little white with a pipet; the blastoderm will change its position and appear under the window thus made. Paint the margins of the window with gum-mucilage, and build a small, circular wall of cotton-wool on it, cover with a cover-glass, and ring with gum. The progress of development can be followed thus to the fifth day. **Preparation.** During the first 24 hours of incubation the blastoderm can be separated from the yolk only with extreme difficulty, so that they must be fixed together. Open the egg in salt-solution, then lift so that the blastoderm is above the surface of the fluid, and treat it with a fixing solution dropped from a pipet; then remove it by a circular incision about its margins, free the vitelline membrane, and place the blastoderm in a hardening fluid. Dehydrate in absolute alcohol, clear in chloroform, and embed in paraffin. **Segmentation.** To observe this process, it is necessary to obtain the eggs from the oviduct of the hen. The yolk must be hardened as a whole, preferably in chromic acid. **Fol's Method for Reconstruction of Embryos from Sections.** Before cutting sections of the object, make an outline drawing of it, under the magnification to be employed for the reconstructed drawing, and in a plane perpendicular to that of the intended sections. Then cut the sections, and make drawings of all under the same magnification used for the sagittal drawing. Trace over the sagittal drawing a series of equidistant parallel lines corresponding to the sections cut. (If the sections are  $\frac{1}{100}$  mm. thick and the drawing is magnified 100 times, the lines should be 1 mm.

apart.) The outline drawing is now to be filled in with the details of the drawings of the sections. This is accomplished as follows: A piece of glass, of the size of the intended drawing, is coated with gelatin and ruled with a series of close, parallel lines with differently colored inks, the colors recurring in regular order. Cut the plate in two equal parts on a line perpendicular to the ruled lines. Lay one plate on the outline drawing so that its cut edge covers the line corresponding to the first section to be filled in, then lay the other plate on the drawing of the sections in such a position that the limit of the drawing corresponds to the same colored lines that cover the limits of the outline drawing. Trace on the plate that covers the drawing of the section the outline of the internal organs. Lay it against its fellow on the outline drawing, making the lines correspond. Mark off the outlines of the internal organs. Repeat this operation for each section and connect the series of dots so made and the drawing is completed. Another method of reconstructing objects from microscopic sections is that suggested by **Born**. By the aid of the camera, the outlines of the sections are transferred to wax plates, which are then cut out so as to correspond, in outlines as well as dimensions, to the sections equally magnified in all three directions. With plates thus prepared, it is only necessary to put them together in the proper order to obtain a complete model. **Mammalia.** For the study of the early stages, the ova must be obtained from the tube (of a rabbit or other small animal) several hours after copulation. Dissect out the tube and cornua of the female, allow them to cool, and wait for the muscular contraction to cease. Dissect off all the peritoneal investment, and slit the tube open longitudinally. The folds of the tubal mucosa are spread out by means of needles and forceps, and the ova searched for by means of a magnifying glass. The ova are best examined in the peritoneal fluid of the mother or in the aqueous humor, blood-serum, or artificial serum. Kölliker injects Müller's fluid or a weak osmic-acid solution into the oviduct, and collects the fluid that runs out in a series of watch-glasses, which are examined for the ova under the microscope. During the fourth, fifth, and sixth days after copulation the ova are free in the uterine cornua, and are easily visible to the eye, and may be obtained in a like manner as from the tube. When the ova become fixed in the uterus they are easily distinguished by the peculiar aspect of the cornua in which there are small elevations at the site of each ovum. To obtain the ova it is necessary to incise the cornua transversely into as many segments as there are eminences, care being taken to have the ova in the center of the segments. The segments are then fixed to the bottom of a dissecting dish by pins, with the mesometrial surface downward. Fill the dissecting dish with serum, Müller's fluid, or Kleinenberg's picro-sulphuric-acid, or nitric-acid solution. The ovular eminence is then incised longitudinally and the ova carefully freed. **Preparations.** To make permanent preparations of the various stages of fecundation and segmentation, the living ovum is placed in a 1 per cent. solution of osmic acid, on a slide, then into Müller's or Kleinenberg's solution. In an hour the solution is changed and the whole is placed in a moist chamber for two or three days. It is then treated with increasing strengths of glycerin, and mounted in pure glycerin, acidulated with formic acid; or ova may be stained with picro-carmin after treatment with osmic acid and careful washing. To demonstrate the blastoderm cells, treat the living ova in a  $\frac{1}{2}$  per cent. solution of argentic nitrate for  $\frac{1}{2}$  to 3 minutes, then place in distilled water

and expose to the light. These specimens cannot be rendered permanent; they ultimately become black. The blastodermic vesicle can be opened with a fine needle after 3 days, and the blastoderm washed, stained, and mounted in glycerin or balsam, or prepared with gold chlorid. For embryonic areas and the more advanced embryos, place ova in a 0.5 per cent. osmic-acid solution until quite dark (about 1 hour), then treat with successive alcohols for several hours. For sections, Kölliker fixes the ova in osmic acid, and v. Beneden treats them for 24 hours with 1 per cent. chromic-acid solution, washes thoroughly, and carries them through successive alcohols. *Piersol* recommends Kleinenberg's solution or, for young stages, Altmann's 3 per cent. nitric acid. Stain small embryos with borax-carmin or Delafield's hematoxylin (see *Staining Reagents*), and for larger ones Henne-guy's acetic acid alum-carmin gives the best results. For sections, embed in paraffin and mount in balsam.

#### EXAMINATION OF THE BLOOD.

**Alkalized Urine.** Used in the enumeration of blood-corpuses. Saturate a quantity of urine with borax, filter, and dilute until its sp. gr. is 1020. The contour of the cells remains unchanged in this medium. **Auerbach's Method for Amphibian Red Blood-corpuses.** By fixing the blood-film on the cover-glass by means of a saturated solution of picric acid or a mixture of 0.1 to 0.25 per cent. solution of corrosive sublimate, 1 per cent. solution of boric acid, 1 per cent. sodium chlorid, or 2 per cent. to 10 per cent. ammonium chromate, certain differentiations of the corpuscle are possible. With picric-acid fixation and subsequent staining with eosin and anilin-blue, the cell-wall stains blue, while the adjacent protoplasm within stains red. The protoplasm may further be separated into a cortical and a medullary layer, the former containing the hemoglobin. In picric-acid preparations the cortical layer shows a beautiful network, while the medullary part is clear, like a large hole. In sublimate preparations the medullary part has dark granules. **Blood-platelets.** Ligate the finger and prick the pad. Wipe off the first blood that exudes, and touch the apex of the second drop with the cover-glass; drop it gently on the slide, do not press it on, and platelets will have their faces, not their edges, presented to view. *Stirling* recommends that the finger be pricked through a drop of normal saline solution containing methyl-violet (0.75 cm. in 1000 c.c.). The colorless corpuscles are stained light-blue, the platelets dark-violet or dark-blue. **Ehrlich's Methods.** *Ehrlich's Granules.* Dry a cover-glass preparation of blood for several hours at 120° C., or rapidly over the flame of a Bunsen-burner. Stain 1 hour or longer in eosin-glycerin; wash in water, dry, and mount in balsam. Or, stain in glycerin, 30 c.c., and 2 gm. each of aurantia, indulin, and eosin. If the eosin-indulin-glycerin solution be used the  $\delta$ -granulations are purplish-red and the nuclei bluish-black. 1. *Oxyphilous*, or *Eosinophilous Granules.* Cover-glass preparations of blood are fixed by dry heat, as indicated, or by chemic reagents, corrosive sublimate, or osmic acid. The preparation is then floated on a 1 per cent. aqueous solution of eosin, a quarter to one minute. A trace of acetic acid added to the fluid causes the specimen to over-stain rapidly, and the excess of dye is removed from all parts of the cells, except the oxyphilous granules, by dipping the cover-glass into a very dilute solution of sodium carbonate. 2. *Neutrophile Granules.* These are the  $\epsilon$ -granulations of Ehrlich. They are stained only by neutral dyes, *e. g.*, acid fuchsin, fuchsin-S, methylene-blue. 3. *Basophilous Granules.* These are



best stained with Læffler's methylene-blue. If the specimen has been stained with eosin, and the excess washed out, a second or two suffices for the methylene-blue stain. Both oxyphilous and basophilous granules may be stained in the same specimen by preceding the blue stain with eosin. *Ehrlich's "Mastzellen."*

1. *In blood* these cells are stained by a mixture composed of water, 100 c.c., absolute alcohol, saturated with dahlia, 50. c.c., glacial acetic acid 10 to 12.5 c.c. The leukocytes are stained blue, the granules have a "metachromic red-violet tint," and correspond to the  $\gamma$ -granulations. 2. *In tissues:* a small piece of fresh tissue, or a section previously hardened in alcohol, is placed in a watch-glass containing anilin-water and 20 to 30 drops of a concentrated alcoholic solution of dahlia or gentian. Heat until vapor begins to arise, stain 24 hours, wash in acid-alcohol until nearly decolorized, dehydrate in absolute alcohol, clear, and mount. Nuclei of the cells are red, the granules in the protoplasm of the granular cells blue. The tissue may also be stained with lithium-carmin.

**Fixing of Blood.** *Garlinski's Modification of Gaule's Sublimate Method.* A small pipet is filled with the indifferent fluid used in counting blood-corpuscles. A drop of blood is drawn into the pipet, where it mixes with the indifferent fluid. A little of this mixture is placed on a slide, and a concentrated watery solution of corrosive sublimate poured upon it. After a few minutes the morphologic elements of the blood become attached to the glass without alteration of form. The specimen is then washed with water, treated for some minutes with absolute alcohol, and again washed with water, when it is ready for staining. (*Grundzüge der allg. Pathologie d. Zelle. S. M. Lukjanow, Leipzig, 1891.*)

**Garlinski's Method.** Stain for 2 minutes in Böhmer's hematoxylin; wash in 1 per cent. aqueous solution of alum and distilled water; then stain in 1 per cent. aqueous solution of nigrosin for a few seconds; wash and stain in 1 per cent. aqueous solution of rose bengal 5 minutes; wash and stain in anilin-yellow, 1 per cent. alcoholic watery solution, 5 minutes. Wash, dehydrate, mount in balsam. Cell-protoplasm is yellow; nuclei are blue or green; any parasites in the corpuscles are stained by the rose bengal.

**Hayem's Solution.** Used for fixing blood-corpuscles of both animals and man. Dissolve in 200 c.c. of distilled water, 0.5 gm. of corrosive sublimate, 5 gm. of sodium sulphate, and 1 gm. of sodium chlorid. Run directly from a blood-vessel 1 part of blood to 100 of the fluid. The corpuscles will be fixed in about 24 hours. Decant the supernatant fluid, and wash the corpuscles in water to remove the salts. **Hemin Crystals.** Place a particle of dried blood on a slide, add a crystal of common salt and two drops of acetic acid, heat over the flame of a spirit-lamp until it steams, and allow it to cool. The crystals may be preserved by removing the acid and mounting them in glycerin-jelly or balsam.

**Leukocytes.** A cover-glass preparation of blood is floated on a solution of eosin, washed and floated on a solution of hematoxylin, washed, dehydrated, and mounted. Methylene-blue or methyl-violet may be used in place of the hematoxylin. **Martinotti and Resigotti's Method.** Harden small pieces of tissue in absolute alcohol, and color the sections in a watery solution of safranin-O; decolorize in 2 parts of a 1 per cent. solution of chromic acid to 8 or 9 parts of alcohol. Wash in absolute alcohol, clear in oil of bergamot, and mount in balsam. Only the fibrils of the nuclei are stained. **Rollett's Method of Preparing Hemoglobin Crystals.** Defibrinated blood is placed in a platinum capsule on a freezing mixture, frozen, and then

thawed. The lake-colored blood is then poured into a plate until it forms a stratum not more than 1½ mm. in thickness and allowed to evaporated slowly in a cool place. **Sectioning Blood.** 1. *Biondi's Method.* Fix two drops of blood in 5 c.c. of 2 per cent. osmic-acid solution from one to 24 hours, and then mix the blood and osmium solution with agar-agar jelly melted at 35° to 37° C. When cool, harden in 85 per cent. alcohol. After a few days, or when the mass has acquired sufficient consistence, embed in paraffin. The sections are treated according to the usual methods, and may be stained with methyl-green, methylene-blue, fuchsin, or safranin; also, double-stained with methyl-green and eosin. 2. *Fod's Method.* Coagulated blood or small pieces of hematopoietic organs are fixed in a solution of 2 gm. of corrosive sublimate in 100 gm. of Müller's fluid. The latter fixes the hemoglobin, the sublimate fixes structures of protoplasm and nuclei. Embed in paraffin, section, and stain 1 to 3 minutes in a mixture of Böhmer's hematoxylin 25 gm., 1 per cent. aqueous alcoholic solution of safranin 20 gm., and distilled water 100 gm. Wash in water, then in a weak alcoholic solution of picric acid, dehydrate, and mount in balsam. **Weigert's Method for Fibrin.** Make celloidin sections, and stain one minute in Weigert's fibrin stain: 5 per cent. solution of gentian-violet 4.4 c.c., 96 per cent. alcohol 6 c.c., anilin-oil 1 c.c. Dry with unsized printing paper, and add a drop of Gram's solution saturated with iodine. Most of the stained parts are decolorized. Remove the iodine with printing paper; clear in equal parts of anilin-oil and xylol, renewing it until all the water is removed. The water gives the section a white appearance. Dry with filter-paper, wash well with xylol, and mount in xylol-balsam. **Zenker's Method.** For red blood-corpuscles in tissues. The tissue is taken as fresh as possible, placed in Müller's fluid for 24 hours, in which it turns yellow. Longer immersion is detrimental. Wash about two hours in running water; harden in 50, 70, and 96 per cent., and, lastly, in absolute alcohol. Embed in paraffin. Celloidin sections do not stain as well. Stain on the slide in the Ehrlich-Biondi triple mixture (see *Staining Reagents*) for 24 hours; rinse half a minute in running water, and decolorize in 96 per cent. alcohol, until clouds of color no longer appear; dehydrate in absolute alcohol. The red blood-corpuscles appear a brilliant golden-yellow; the nuclei of all cells have a violet or green tinge; the chromatin network and nucleoli are invisible. Weigert's fibrin stain may be used in the same way, but not after prolonged immersion in Müller's fluid. (*Virch. Arch.*, 1894, Bd. 135. *Folge xiii, Bd. v.*)

#### EXAMINATION AND PRESERVATION MEDIA.

Indifferent liquids, glycerin, and resinous preparations used in examining, preserving, and mounting tissues and organisms. I. **INDIFFERENT LIQUIDS.** Media having a composition and density similar to that of the plasma which constitutes the natural *habitat* during life of the object they are intended to preserve, and therefore, supposed to have no action on the tissues. To be "indifferent," these liquids must possess such a density and such a proportion of crystalloids and col-loids as will reduce osmotic processes to a minimum. **Alum Sea-water.** A saturated solution of alum in sea-water is useful for the study and preservation of the tissues of marine organisms. **Aqueous Humor.** This may be obtained from a freshly excised ox's eyeball. Puncture the cornea with a slender, triangular knife, and collect the aqueous humor as it exudes. If only a small quantity is desired, puncture the excised eye of a

frog with a fine capillary pipet. **Blood-serum.** The blood is allowed to clot, and in a day or two the serum is poured off, and any red corpuscles removed from it by means of a centrifugal apparatus. This fluid does not keep, and must be fresh for use. Iodin is sometimes added, forming *iodized serum*. **Chloral.** One, 2.5, and 5 per cent. aqueous solutions are recommended by Munson, Brady, and Landowsky respectively. **Frey's Artificial Iodized Serum.** To a filtered mixture of white of egg 15 gm., sodium chlorid 0.2 gm., distilled water 135 c.c., add 3 c.c. of tincture of iodine. Filter through flannel, and add a little iodine to the filtrate. **Fruit-juice** requires no preparation beyond filtering. It may be iodized. **Iodized Serum.** To the fresh amniotic liquid of a sheep or cow add iodine crystals. Keep the solution in a stoppered bottle and shake frequently. It should acquire a dark-brown color. **Kronecker's Artificial Serum.** Sodium chlorid 6 gm., sodium hydroxid 0.06 gm., distilled water 1000 c.c. **Normal Salt-solution.** Sodium chlorid from 6 to 7.5 gm., distilled water 1000 c.c. Used in the study of living structures. **Physiologic Salt-solution.** See *Normal Salt-solution*. **Syrup.** A good medium for examining fresh structures, and prepared by dissolving equal parts of loaf-sugar in water by boiling. The addition of 1 per cent. of carbolic acid or chloral will preserve it from mold. **Water.** Structures fixed in osmic or chromic acid, or a solution of a metallic salt, may be examined in water, which has the advantage of having a low index of refraction. A little thymol will preserve it from mold. **White of Egg** needs only to be filtered to prepare it for use. It may be iodized. II. GLYCERIN AND OTHER FLUID MEDIA. **Acidulated Glycerin.** Glycerin 50 c.c., glacial acetic acid or formic acid 1 c.c., distilled water 50 c.c. Used after staining in borax or lithium-carmin, previous to mounting in glycerin. **Beale's Glycerin-jelly.** Equal parts of pure glycerin and gelatin, soaked, melted, and clarified. **Brandt's Glycerin-jelly.** Melted gelatin 1 part, and glycerin 1.5 parts. Filter through spun glass, and add a few drops of carbolic acid to the filtrate. For mounting, melt a little on the slide, having previously soaked the object for a short time in the medium warmed by gentle heat. **Calberla's Liquid.** One part each of glycerin, alcohol, and water. A valuable examination fluid. For very delicate objects, Lee recommends the same formula, with two parts of water instead of one. **Calcium Chlorid.** A 50 per cent. or saturated solution is used. The addition of a little camphor will preserve it. As this salt is very hygroscopic, the mount need not be closed at once. **Carbolic Acid.** A 1 per cent. solution is used as a mounting-medium. **Carnoy's Solutions.** 1. A concentrated aqueous solution of methyl-green containing 1 per cent. of acetic acid and 0.1 per cent. of osmic acid, used in the study and preservation of fresh tissues. It has a selective action on nuclei. 2. Powdered tannin 0.5 gm., water 100 c.c. **Castor-oil.** Recommended by Grenacher, on account of its low refractive index, for certain delicate tissues (sections of eyes of *Cephalopods*), on the supposition that it would augment visibility for the more refractive elements of these tissues. **Copper Acetate.** A solution of 1 gm. of copper acetate and 4 gm. of mercuric chlorid in 250 c.c. of glycerin and 1 c.c. of glacial acetic acid is used in preserving and mounting green algæ. **Creasote.** As a mounting-medium, a 5 per cent. aqueous solution is used. **Deane's Glycerin-jelly.** Dissolve 30 gm. of gelatin in 60 gm. of water, and add 120 gm. of glycerin. This must be used warm. **Fabre-Domergue Glucose Medium.** Dissolve glucose in warm water and dilute to 25° of

the areometer (sp. gr. 1.1968). To 1000 parts of this solution add 200 parts of methyl-alcohol, 100 parts of glycerin, and camphor to saturation. Neutralize by the addition of a little potash or soda. This medium is said to preserve, unchanged, nearly all animal pigments. **Farrant's Solution (Hamilton).** Make a saturated solution of arsenious acid in water by boiling, let it stand twenty-four hours, and filter. Then to equal quantities of water, glycerin, and arsenious acid solution add picked gum arabic until a thick, syrupy fluid is obtained. In about a week, filter slowly through frequently changed filter-paper. **Fol's Glycerin-jellies.** 1. Melt together one volume of Beale's jelly and one volume of water, and add 2 to 5 per cent. of carbolic acid. 2. Gelatin 30 parts, water 70 parts, glycerin, 100 parts, alcoholic solution of camphor 5 parts. 3. Gelatin 20 parts, water 150 parts, glycerin 100 parts, alcoholic solution of camphor 15 parts. **Gage's Fluid.** Mercuric chlorid 0.5 gm., salt 4 gm., white of egg 15 c.c., water 200 c.c. Mix thoroughly and filter. Used in the study of ciliated cells and red blood-corpuscles. **Gannal's Solution.** A preserving medium consisting of aluminum acetate 1 part, and water 10 parts. **Gilson's Fluid.** Mercuric chlorid 0.15 gm., 15 per cent. acetic acid 2 c.c., 60 per cent. alcohol 60 c.c., and water and glycerin each 30 c.c. An admirable medium for the study of fine cellular detail in well-fixed tissues. **Glycerin.** As a medium for examination and mounting, glycerin is usually diluted with water, which lowers its index of refraction, often an advantage from an optic point of view, on account of the increased visibility it gives to many structures. On the other hand, undiluted glycerin has the advantage of being a more efficacious preservative. Objects mounted in glycerin should be subjected to a prolonged preliminary soaking in glycerin of gradually increasing strength; if done on the slide, and treated with fresh glycerin daily, the edges of the cover-glass should be luted to make the preparation air-tight, glycerin being so hygroscopic as to rapidly diminish in strength when exposed to air. To facilitate the removal of the cover-glass, warm the slide gently; this treatment will also counteract the shrinking action of glycerin on delicate tissue-elements and restore them to their normal contour and dimensions. Glycerin, being a solvent of calcium carbonate, is not a suitable medium for the preparation of calcareous structures. By dissolving in glycerin cadmium chlorid, chloral, and certain other substances, its index of refraction may be raised to about that of crown-glass, which greatly augments its clearing action, and allows the full aperture of homogeneous objectives to be brought to bear on the object. A saturated solution of zinc sulphocarbonate in glycerin will raise its index of refraction from 1.46 to 1.501, and is prepared by taking equal parts by weight of Price's glycerin and zinc sulphocarbonate, and boiling for an hour or more. Filter while hot. **Glycerin and Alcohol.** Useful for bringing delicate objects gradually from weak into pure glycerin. Glycerin 1 part, alcohol 1 part, water 2 parts. **Glycerin-jelly.** Soak in 150 c.c. of distilled water, 25 gms. of gelatin for two hours, and add 3 c.c. of carbolic acid and 175 c.c. of glycerin; heat for fifteen minutes and filter through spun glass. Wrap the cork of the bottle in which the jelly is preserved in linen dipped in dilute carbolic acid. For use, melt it in hot water, place a drop on the section, upon which gently press a cover-glass. **Glycerin and Gum.** Useful when the arsenious acid of Farrant's medium is objectionable. Take chloroform-water (1:200) 200 c.c., gum acacia 130 gm., and glycerin 100 c.c. Dissolve the gum in the chloroform-water, with frequent stirring and without



heat; add the glycerin. Mix and filter through the best Swedish filter-paper, on which has been deposited a thin layer of talc. **Glycerin and Formic Acid.** This is especially used for picrocarmin preparations, and is made by adding formic acid to dilute glycerin—1 per cent. **Goadby's Fluids.** *First formula:* Bay-salt (coarse sea-salt)  $\frac{3}{4}$  iv, alum  $\frac{3}{4}$  ij, mercuric chlorid 2 grs., boiling water 1 qt. This fluid, diluted with an equal volume of water, is recommended by Schultze for preserving *Medusæ*, *Echinodermata*, *Entomostraca*, *Polythalamia*, *Polycystina*, and *Annelid Larvæ*. He advises the subsequent use of glycerin to secure transparency. *Second formula:* Bay-salt,  $\frac{3}{4}$  viij, mercuric chlorid gr. 2, water 1 qt. The absence of the alum renders this fluid suitable for the preservation of objects containing calcium carbonate. **Häntsch's Liquid.** Glycerin 1 part, alcohol 3 parts, water 2 parts. **Harting's Fluid.** One part of mercuric chlorid to 200 to 400 of water. It is recommended for preserving blood-corpuscles, nerve-tissue and muscle-tissue, etc. **Hayem's Mounting-media.** These are solutions of gum with chloral, for objects stained with carmin or hematoxylin, and of gum with potassium acetate, for objects stained with anilin colors, and are prepared as follows: Fill a tall 60 c.c. glass two-thirds full with gum arabic, and add either a solution of chloral containing 5 to 10 per cent. of glycerin or of potassium or ammonium acetate. The gum with frequent shaking dissolves in a few days, and the resulting syrupy fluid is then filtered. **Iodin.** Liquor iodi (Br. Ph.) 100 c.c., distilled water 300 c.c., glycerin 200 c.c., gum arabic 260 gms. Mix and dissolve without heat; filter through Swedish paper coated with a thin layer of talc. Used in mounting tissues stained with iodine. **Jäger's Liquid.** Glycerin and alcohol each 1 part, sea-water 10 parts. **Kaiser's Glycerin-jelly.** Soak one part of gelatin for 2 hours in 6 parts of distilled water, then add 7 gm. of glycerin and 1 gm. of carbolic acid for every 100 gm. of the mixture. Warm for 10 to 15 minutes, stirring constantly until the flakes produced by the acid have disappeared. Filter while warm through spun glass laid wet in the filter. For use it must be warmed. **Klein's Dammar Lac.** Dissolve in 2 oz. of turpentine,  $1\frac{1}{2}$  oz. of gum dammar, and filter. Dissolve  $\frac{1}{2}$  oz. of gum mastic in 2 oz. of chloroform, and filter. Mix the two solutions and filter again. **Langerhans' Gum and Glycerin.** A modification of Farrant's medium. Gum arabic 5 parts, in water 5 parts; after 12 hours add glycerin 5 parts, and 5 per cent. aqueous solution of carbolic acid 10 parts. Used in preserving marine animals. **Lawrence's Glycerin-jelly.** Soak a quantity of Nelson's gelatin for 2 or 3 hours in cold water. Decant the superfluous water, and melt the gelatin by the aid of heat. To 8 parts of the gelatin, when it has cooled, but is still fluid, add 1 part of white of egg; boil until the albumin coagulates and the gelatin is clear; filter through flannel, and to 8 parts of the filtrate add 6 parts of a mixture of 1 part of glycerin and 2 parts of camphor-water. **Levulose.** This substance is non-crystallizable, and is recommended as a preservative of carmin and anilin stains (hematoxylin partially fades in it). Objects may be brought into it from water. The index of refraction is somewhat higher than that of glycerin. **May's Fluid.** Glycerin 60 c.c., 1 per cent. arsenic acid 10 c.c., methyl-alcohol 10 c.c., water 20 c.c. **Methyl-green.** See *Carnoy's Solution*. **Meyer's Salicylic Vinegar.** A solution of one part of salicylic acid in 100 parts of pyroligneous acid. For *Larvæ*, *Nematodes*, etc., add 1 part of the salicylic vinegar to 10 parts of glycerin diluted with twice its volume of water; for *Infusoria*, add 1 part of the vinegar to 10 parts of glycerin diluted

with four times its volume of water. **Noll's Salicylic Vinegar and Gum.** A mixture of equal parts of Meyer's dilute fluid and Farrant's medium. This mixture does not become turbid and does not dry up. It is an admirable medium for delicate *Crustacea* and their larvæ. **Owen's Fluid.** Mercuric chlorid 0.014 gm., alum 79 gm., salt 137 gm., water 1680 gms. Used for preserving soft-bodied animals. **Pacini's Fluids.** (a) Mercuric chlorid 1 part, sodium chlorid 2 parts, water 200 parts. Especially useful for the blood-corpuscles of cold-blooded animals. (b) Solution a plus two parts of mercuric chlorid. For the examination of the blood-corpuscles of warm-blooded animals. (c) Mercuric chlorid 1 part, acetic acid 2 parts, water 300 parts. For the examination of the nuclei of animal tissues. (d) Mercuric chlorid 1 part, sodium chlorid 2 parts, glycerin (25° Beaumé) 13 parts, water 113 parts. Let the mixture remain undisturbed 2 months; then take for use 1 part, dilute it with 3 parts of water, and filter. This fluid is recommended as a preservative of all delicate tissues. (e) Mercuric chlorid 1 part, acetic acid 2 parts, glycerin (25° Beaumé) 43 parts, water 115 parts. This mixture is used for the same purposes as the preceding. It is said to preserve the white but to destroy the red corpuscles of the blood. (f) One part of mercuric chlorid in 200 of water. This fluid has been used to remove the salt or acid, when necessary, from objects preserved in the preceding fluids. *Modifications of the foregoing solutions:* a. Sublimate 1 part, sodium chlorid 2 parts, water 100 parts. Used for the more vascular tissues of warm-blooded animals. b. Solution a diluted with an equal volume of water; for similar tissues of cold-blooded animals. c. One part each of sublimate and salt in 300 parts of water; for pus-corpuscles. d. One part of sublimate in 300 parts of water; for blood-corpuscles. e. One part each of corrosive sublimate and acetic acid in 300 parts of water; for demonstrating the nuclei in epithelia, connective tissue, and pus-corpuscles. f. Solution e plus 2 parts of acetic acid; for ligaments, muscles, and nerves. g. Solution e plus 4 parts of acetic acid; for glandular tissues. h. Corrosive sublimate 1 part, phosphoric acid 1 part, water 30 parts; for cartilaginous tissues. **Picrocarmin.** Recommended by Ranvier as a medium for the examination of fresh tissues. Carnoy finds that cells live in it for a time, but finally become gorged with water and deteriorate. **Potassium Acetate.** A mounting-fluid for sections stained with anilin dyes. Dissolve by gentle heat 250 gm. of potassium acetate in 100 c.c. of distilled water. A nearly saturated solution is also employed. Let a drop flow under the cover-glass, and in 24 hours close the mount. **Ripart and Petit's Fluid.** A preserving medium for delicate, fresh tissues. Its fixing action is enhanced by the addition of a drop of osmic-acid or corrosive-sublimate solution, and it may be used in combination with methyl-green. It is prepared by dissolving 0.2 gm. each of copper acetate and crystallized copper chlorid in glacial acetic acid 0.5 gm., camphor-water and distilled water each 50 c.c. **Seaman's Glycerin-jelly.** Dissolve 10 parts of gelatin in water to the consistency of stiff jelly at the temperature of the room; add 1 part of glycerin and a little camphor-water. Filter through muslin, and add a little alcohol. **Stephenson's Mercuric Iodid and Potassium Iodid.** A saturated solution of these substances has an index of 1.680, the highest of any known aqueous fluid. Tissues are well preserved in this medium, but a precipitate forms in it which ruins the preparations. III. RESINOUS MEDIA. **Canada Balsam.** Evaporate the balsam in a water-bath to dryness, and dissolve in an equal volume of xylol,

benzol, toluol, chloroform, or turpentine. Filter through paper and keep in a "capped" bottle. If it gets too thick, dilute by adding more of the solvent employed. **Colophonium.** A solution in turpentine is recommended by Kleinenberg. This medium sets very slowly, and so affords ample time for arranging objects in it. Alcohol must not be used as a solvent, as in time it throws down a precipitate. **Dammar.** The menstrua are the same as for Canada balsam, and the solutions are prepared in the same way. A solution in a mixture of benzol and turpentine is recommended by Flemming and Pfitzner. **Oil of Cedar.** This medium soon sets hard enough to hold the cover in place, and so obviates the necessity of sealing the mount, except for immersion-work. See *Clearing Agents*. **Seiler's Alcohol Balsam.** Evaporate Canada balsam to dryness in a water-bath; dissolve while warm in warm absolute alcohol, and filter through absorbent cotton. **Venice Turpentine.** Vosseler recommends this medium as possessing certain advantages over Canada balsam and dammar. The turpentine is mixed with an equal volume of 96 per cent. alcohol, allowed to stand in a warm place for three weeks, and then decanted. Sections may be mounted in this medium without previous clearing in an essential oil, and it is said that stains are permanent in it. Its index of refraction being lower than that of the media already named, it gives better definition to the delicate details. **Xylol-balsam.** See *Canada Balsam*.

#### FIXATIVES.

To facilitate the staining and mounting of sections, various preparations are used to cause them to adhere to the slide. The following include the more important fixatives and methods of procedure. I. **AQUEOUS SECTIONS.** **Fol's Gelatin Method.** Dissolve 4 gm. of gelatin in 20 c.c. of glacial acetic acid by means of the water-bath and agitation. Add to 5 c.c. of this solution 70 c.c. of 70 per cent. alcohol and 1 to 2 c.c. of 5 per cent. aqueous solution of chrome-alum. Pour this preparation on the slide and allow it to dry. Immerse the slide in water containing the sections, arrange them on it, and remove it. This method is applicable to sections made under water. II. **CELLOIDIN SECTIONS.** **Apáthy's Oil of Bergamot Method.** Cut the sections with a knife anointed with vaselin and wetted with 95 per cent. alcohol and float them on bergamot-oil. Before they sink, push each one, by means of a needle, into place on a piece of tracing paper dipped in the oil. When the desired number are in position, the paper is drained, dried on the under side with blotting-paper, turned over, and gently pressed down on the slide. Remove the paper by rolling it up from one end; the sections remain adherent to the slide. The remaining bergamot-oil may be removed by cigaret-paper. **Apáthy's Series-on-the-Knife Method.** The knife is evenly rubbed with yellow vaselin and moistened with 70 to 90 per cent. alcohol. The sections as they are cut, are drawn with a needle to a dry part of the blade, and arranged in rows, so that the celloidin of one section overlaps that of the next. When a series has been completed, the sections are dried by laying blotting-paper upon them and then painted over with the thickest celloidin solution used for embedding. This is allowed to evaporate for five minutes in air, and then wetted with 70 per cent. alcohol, which hardens the celloidin into a continuous lamella which can be readily detached by means of a scalpel. **Pregl's Acetone-celloidin Method** (*Sternberg*). When not embedded in paraffin, the sections, completely dehydrated, are taken out of absolute alcohol

on a thin cover-glass, upon which they are extended; a piece of filter-paper is applied to the side of the cover-glass to absorb the alcohol, and before the section is completely dry a drop of acetone-celloidin is placed upon it by means of a glass rod. The cover-glass is now moved about in the air to promote rapid evaporation of the alcohol, and then placed in water. The sections remain attached to it. The acetone-celloidin solution is prepared by adding celloidin in small, dry pieces to acetone until a concentrated solution is obtained. A large drop of this added to 5 c.c. of absolute alcohol makes a suitable solution for use. This must be kept in a glass-stoppered bottle, and be frequently renewed, as it absorbs moisture from the air. The acetone obtained from dealers must be dehydrated by adding red-hot copper sulphate. **Summers' Ether Method.** After placing the sections in 95 per cent. alcohol for a minute or two, arrange them on the slide and pour over them ether vapor from a bottle partly full of liquid ether. This softens the celloidin and makes it perfectly transparent. The slide may now be placed in 95 per cent. alcohol, and the sections will be firmly fixed to it. **Weigert's Method.** This method consists in holding the series between two adherent films of celloidin. A glass plate of sufficient size to accommodate the sections, cleansed with ether and alcohol, is coated with a thin film of celloidin and left to dry. The sections, as they are cut, are taken off on a strip of tissue-paper which has been laid upon a piece of blotting paper wet with 80 per cent. alcohol. When the series is complete the tissue-paper is lifted and turned, section-side down, on the celloidin film on the glass plate; the tissue-paper is then removed, and any remaining alcohol absorbed with bibulous paper. Another film of celloidin is then poured over the sections, and after a short exposure to the air, the plate is immersed in water, section-side up. In a short time the film enclosing the sections will become detached and float to the surface. Remove it on tissue paper, and stain, either whole or in parts, in the usual way. The plate, with the adherent films, may, if desired, be preserved in 80 per cent. alcohol. III. **PARAFFIN SECTIONS.** **Flögel's Gum Method.** To a filtered solution of 1 part of gum arabic in 20 parts of water, add a little alcohol to prevent mold. Pour this preparation over perfectly clean slides, and drain. Sections  $\frac{1}{10}$  to  $\frac{1}{8}$  mm. in thickness may be placed on the wet gum surface and floated to the proper position—a good method, when the slide is not subsequently treated with aqueous solutions. **Frenzel's Gum Method.** To a thin mucilage of gum arabic dissolved in water add an aqueous solution of chrome-alum, and then a little glycerin and a trace of alcohol. Put a little of the preparation on the slide, place the sections in position, and heat for 15 minutes at a temperature of 30 to 45° C., which renders the gum insoluble. This gum has the advantage of not reacting to the majority of staining fluids. Safranin and fuchsin should be avoided. **Gaule's Methods.** Moisten the slides with water or dilute alcohol, place the sections in position, remove the surplus fluid by means of bibulous paper, and dry in a thermostat at 50° C. for 24 hours. Sections so treated are then heated for a moment above the melting-point of paraffin, which fixes them securely to the slide. Gaule's xylol method is as follows: Place the sections on a slide moistened with alcohol; warm slightly, cover, and run under a mixture of equal parts of Canada balsam and xylol. Or, refill the cell daily as the xylol evaporates, and complete with xylol-balsam. **Mayer's Albumen Method.** Mix equal volumes of fresh filtered white of egg and



glycerin, and add a little thymol as a preservative. Paint a thin, even film on the slide; on this arrange the sections, and warm just enough to coagulate the albumen (70° C.). A very useful fixative for sections that are to be stained on the slide. Acids, alkalies, and picrocarmin must be avoided, as they dissolve the albumen. *Ohlmacher's Modification.* Apply a thin, smooth layer of Mayer's albumen to the slide, and on this drop a little distilled water, which will diffuse evenly over the albumen. Arrange the sections in position, and heat gently over a spirit-flame until they flatten out, being careful not to melt the paraffin. Drain off the water, dry the slide with bibulous paper, and evaporate the remaining moisture in an oven at a temperature below the melting-point of paraffin. **Obregia's Method.** Coat slides with a solution prepared as follows: Mix 30 c. c. of a syrupy solution of confectioners' sugar, made with distilled water, 20 c. c. of absolute alcohol, and 10 c. c. of a clear, syrupy solution of pure dextrin in distilled water; put them aside to dry. After 2 or 3 days, when the surface is just sticky to the moistened finger, arrange the sections in position, and heat for a few minutes; remove the paraffin with xylol, wash with alcohol, and then cover with a 3 per cent. solution of photoxyl in a mixture of equal parts of absolute alcohol and ether. Leave the slides to evaporate in the horizontal position, cut the sheet of collodion into ribbons, float them off in water, and proceed as in Weigert's method. **Schällibaum's Collodion Method.** Shake up one part of collodion with 3 to 4 parts of clove-oil. Apply this mixture thinly on the slide; place the sections in position, warm over a spirit-lamp until the oil collects in drops between the sections and the paraffin is melted; then hold the slide to the lips, blow upon it vigorously, and the paraffin and oil will be scattered, leaving the sections dry and securely fixed. This method is recommended for stained sections. **The Shellac Method.** A filtered solution of bleached, white shellac in absolute alcohol is spread over the slide with a glass rod. When dry, apply a very thin layer of creasote, which gives a sticky surface for the sections, then heat on a water-bath for 15 minutes at the melting-point of paraffin, allow the slide to cool, and the sections will be fixed.

#### FIXING AND HARDENING FLUIDS.

Reagents used to preserve the structural elements of tissues. Their action consists in the rapid coagulation of certain constituents of tissue—albuminoids, gelatin, mucin—by which their histologic and cytologic details are *fixed* in the form and attitude they normally had in life, and are also hardened so as to resist any change of form from the action of other reagents with which they may subsequently be treated. **Acetic Acid.** A valuable fixative of wide application, and especially useful for fixing very contractile objects, such as are found in the *Vermes* and *Cæloenterata*. Pour a liberal quantity of glacial acetic acid over the organism, and in five or six minutes wash in 50 per cent. alcohol, changing it frequently and gradually increasing the strength. **Acidulated Alcohol.** Used for the preparation of marine animals which are to be preserved in alcohol. It is a mixture of 97 volumes of 90 per cent. alcohol (in which is dissolved a little picric acid) and 3 volumes of pure hydrochloric acid. The acid facilitates penetration by preventing the precipitation of the salts of sea-water. After penetration, the organism is washed in 90 per cent. alcohol until the yellow stain of the picric acid no longer appears. **Alcohol.** An excellent fixing medium, suitable for all tissues, except those of the central nervous

system and those undergoing fatty infiltration or degeneration. It is also used to harden and preserve objects that have been fixed in other fluids. As a preservative it is not without defects, as it alters the structure of tissues by continuously dehydrating their albuminoids. Toluol, ether, and xylol are recommended as substitutes (*Kultschitzky*). As a fixing agent alcohol is usually employed in gradually increasing strengths, beginning with 50 or 70 per cent. **Absolute Alcohol.** One of the most penetrating fixing agents, which has the advantage of preserving the structure of glands and of nuclei. It should be employed in large quantities. Hydration may be prevented by suspending in the alcohol strips of gelatin (*Lowrie*). After fixation, preserve the object in 90 per cent. alcohol. Mayer recommends boiling absolute alcohol for fixing certain *Arthropoda*. Absolute alcohol is prepared in Ranvier's laboratory by adding anhydrous copper sulphate to 95 per cent. alcohol. Pulverized copper sulphate is heated to red heat, in order to drive off the water of crystallization; when cool, the white powder is placed in a wide-mouthed bottle, holding about a liter, and three-fourths full of alcohol. The bottle is quickly closed and the whole shaken. After standing a day or more—with occasional shakings—it is decanted, treated with fresh copper sulphate, and the operation repeated until the copper sulphate no longer shows a blue color on contact with the alcohol. As a test, a drop of the alcohol thus dehydrated may be mixed with a drop of turpentine on a glass slide and examined under the microscope; if no particles of water are to be seen, the alcohol is absolute enough for all practical purposes. **Methylated Spirit** contains a little methyl-alcohol, and is nearly as strong as absolute (ethyl) alcohol, and its strength may be increased by placing in it some well-dried potassium carbonate, which absorbs any water present in it. **"One-third Alcohol"** (*Ranvier's Alcohol*). This classic reagent consists of two parts of water and one part of alcohol of 36° Beaumé, which contains nearly 89.6 per cent. absolute alcohol. It is a very mild fixative, and is chiefly used for extemporaneous and dissociation preparations. **Rectified Spirit** contains 84 per cent. of alcohol and 16 per cent. of water. **Altmann's Nitric Acid.** Particularly useful for preserving mitotic figures, nuclei, embryonic tissues, and the retina. A 3 per cent. pure acid is used, the solution having a sp. gr. of 1.02. Immersion for a quarter to half an hour is sufficient for blastoderms and small embryos; two to four hours are required for fixing larger objects. Wash out thoroughly and harden in strong alcohol. Any staining process may be used. **Broca's Fluid.** Used for the preservation of brain-tissue. It consists of zinc chlorid, 10 grams, and alcohol, 90 per cent., 100 c.c. After two or three days, transfer the tissue to 95 per cent. alcohol. **Carnoy's Fluid.** One of the most penetrating and rapid of fixatives, applicable to tissues in general, and useful for the study of karyokinesis in the ova of *Ascaris*. First formula: glacial acetic acid 1 part, absolute alcohol 3 parts. Second formula: glacial acetic acid 1 part, absolute alcohol 6 parts, chloroform 3 parts. The chloroform is said to render the action of the mixture more rapid. **Chromic Acid.** Used in aqueous or alcoholic solution in strengths varying from 0.1 to 2 per cent. Weaker solutions are used for nerve-tissue. Wash out several hours in running water. If the object be preserved in alcohol, it must be protected from the light, or a precipitate will be thrown down on its surface. The brownish-green color of objects fixed in chromic acid may be removed by treating them with hydrogen dioxid. A 0.02 per cent. solu-

tion is recommended for macerating nerve-tissue and non-striated muscle-tissue, a cube of 5 mm. requiring about 24 hours' immersion in 10 c.c. of the medium (*Ranvier*). **Copper Sulphate.** Recommended by Bedot for the preparation of delicate pelagic animals. A large volume of a 15 or 20 per cent. solution is added to the sea-water containing the animals. Fixation occurs in a few minutes. A few drops of nitric acid are added, and the whole is left for 4 or 5 hours. The animals are then hardened in a large volume of Flemming's fluid, in which they should remain for 24 hours, and are preserved in alcohol. **Corrosive Sublimate.** A most excellent reagent, generally applicable, useful particularly for fixing glands and glandular structures. Saturated aqueous and alcoholic solutions are usually employed. The tissues turn white when fixed. All the corrosive sublimate must be washed out in alcohol, or the sections will be sprinkled with crystals of the salt. The hardening is completed in alcohol. Glass, wood, or platinum should be used in manipulating objects immersed in this reagent. Sections may be stained with any of the usual reagents. **Cox's Sublimate Solution.** A combined hardening and impregnating fluid, consisting of 5 per cent. solutions of potassium bichromate and mercuric chlorid each 20 parts, potassium chromate 16 parts, water 30 or 40 parts. The reaction should be only slightly acid. The pieces are left in this solution two or three months, then cut with a freezing-microtome. The sections are put in 5 per cent. solution of sodium carbonate for an hour or two, washed in water, then in oil, and covered by a rapidly drying resin, like sandarac. This coating may be covered by castor-oil, and the cover-glass pressed down. The preparations are not permanent in balsam or dammar. **Davidoff's Fixing Fluid.** This is a mixture of a saturated solution of corrosive sublimate 75 c.c. and glacial acetic acid 25 c.c. It is useful for ova, which should remain in it for a half to one hour; then wash in water and transfer to alcohol, gradually increasing its strength. **Delafield's Fluid.** A fixing agent suitable for tissues having delicate structural elements. It has the following composition: 1 per cent. osmic acid solution 10 c.c., 0.2 per cent. chromic acid solution 100 c.c., 95 per cent. alcohol 100 c.c., acetic acid 1 c.c. **Erlicki's Fluid.** One of the best hardening agents for large objects, and more rapid in its action than Müller's fluid. It is composed of potassium bichromate 2.5 parts, copper sulphate 1 part, water 100 parts. The formation of mold is prevented by adding a little camphor or naphthalene. **Ferric Chlorid.** Objects are fixed for a short time in a dilute alcoholic solution, washed in alcohol, and stained in pyrogallol. This process is recommended as a general zoölogic method, but chiefly for *Infusoria* and other ciliated organisms, and for its selective action on nerve end-organs. **Fish's (P. A.) Liquid.** This is found to preserve the shape, to harden, and to differentiate brain-substance. It contains alcohol (95 per cent.) 200 c.c., water 800 c.c., glycerin 75 c.c., zinc chlorid 50 gm. The alcohol and water should be mixed first, so as to get a strength of 22 per cent., as determined by the alcometer. More alcohol may be required, but the entire quantity of dilute alcohol should not exceed 1000 c.c. Then add the glycerin and zinc until the specific gravity of the mixture is 1.04. When the brain is introduced, it should rest just at the surface, and the vessel should be deep enough to prevent it touching the bottom. Cotton may be laid over the top if any part projects. It is well also to inject the fluid into the cavities and blood-vessels daily for a week. After a few days the brain will sink, when, without

removing it from the liquid, the pia is stripped off. Half of the liquid is now replaced by alcohol and the brain is steadied with cotton. After 2 days half of the lighter liquid is replaced by alcohol, and in 2 or 3 days more pure alcohol is used. **Flemming's Fluid.** *1st Formula:* Chromic acid 0.2 gm., glacial acetic acid 0.1 c.c., water 100 c.c. This is especially recommended for fixing the achromatic spindle-fibers in nuclei. *2d Formula:* One per cent. chromic acid 45 c.c., 2 per cent. osmic acid 12 c.c., glacial acetic acid 3 c.c. This fixes small pieces (2–3 mm. thick) in from a few to twenty-four hours, and is useful for fixing the figures in cell-division and for many other purposes. A weaker solution is also used: One per cent. osmic and glacial acetic acids each 10 c.c., one per cent. chromic acid 25 c.c., water 100 c.c. The second formula is the one generally known as *Flemming's Fluid*. **Fol's Fluid.** A modification of Flemming's fluid. It contains less osmic acid. To 2 c.c. of 1 per cent. osmic acid add 25 c.c. of 1 per cent. chromic acid, 5 c.c. of 2 per cent. glacial acetic acid, and 68 c.c. of water. **Giacomini's Method of Preservation of the Brain** consists of two stages. In the first stage the fresh organ, still enveloped in its membranes, is immersed in a saturated solution of zinc chlorid. In this it floats with a little of its surface above the fluid; and so, while its form is not interfered with by pressure, it must be turned two or three times a day, in order that all parts may be uniformly acted on. If the subject has been dead for some time, 600 grams of the solution may be injected through the carotids under slight pressure, so as to give a firmness to the somewhat softish brain before its removal. After 48 hours, the surface is hard enough to have the membranes removed. Let this be done without taking the organ out of the solution, or, if it be taken out, let it be put into water immediately, so that it may the less lose its form by pressure. After having been cleaned, let it remain in the solution till, as the hardening proceeds, it begins to sink no longer, and then remove it. At this stage it will be firm, slightly diminished in volume, the fissures a little opened, and the color whitish, unless the membranes have been left on too long, in which case the course of the large vessels will be stained of a rusty color from the blood pigment. It is now immersed in alcohol of commerce for not less than 10 or 12 days, but it may be for an indefinite period; here it sinks, and so must be often turned, to avoid deformity by pressure on the bottom of the vessel, and it is well to renew the spirit 2 or 3 times—the oftener, the sooner the process is finished. After this immersion the consistence is greater, the size a little less, and the convolutions somewhat closer together. In the second stage the organ is immersed in glycerin of commerce, or with 1 per cent. of carbolic acid added. When first put in it floats, with some of its upper surface above the surface of the glycerin, but gradually becoming heavier as the alcohol evaporates, and glycerin is imbibed, it sinks more and more deeply till it is just level with the liquid—then it is to be taken out. In this part of the process, neither surface, color, consistence, nor volume is altered, but it becomes heavier. A brain should gain from 150 to 200 grams in from twenty to thirty days, according to its volume. Now set aside for several days, till the surface is dry, and then cover it with several layers of gum mastic varnish, or, better still, marine glue, diluted with a little alcohol. This varnish is not to prevent evaporation—the glycerin does that—but is simply as a protective against dust and injury. **Hermann's Fluid.** A modification of Flemming's fluid. Platinum chlorid is used instead of chromic



acid; in other respects the formulæ are alike.

**Iodin.** A good and rapid fixing agent for delicate tissues. Lugol's solution may be used, of which the formula is as follows: Iodin 4 parts, potassium iodid 6 parts, water 100 parts. Ranvier recommends a saturated solution of iodine in a saturated aqueous solution of potassium iodid, filtered, and diluted to a brown-sherry color.

**Johnson's (Lindsay) Fluid.** Potassium bichromate, 2.5 per cent., 65 parts; 2 per cent. osmic acid 15 parts, 2 per cent. platinum chlorid 15 parts, acetic or formic acid 5 parts. Ten parts of a 5 per cent. solution of uranium nitrate may be added; this will prevent the tendency of the osmic acid to blacken and will give a delicate chestnut-brown tint.

**Klein's Fluid.** This should be freshly prepared and kept in the dark. It is made by mixing 2 parts of 6 per cent. chromic acid with 1 part of methylated spirit. For hardening the intestine Klein recommends a 5 per cent. solution of neutral ammonium chromate.

**Kleinenberg's Fluid.** *Picro-sulphuric Acid.* This reagent is especially adapted for fixing embryonic tissue and soft pathologic structures, as sarcoma and myxoma. It is prepared as follows: to 100 c.c. of a saturated aqueous solution of picric acid add 2 c.c. of strong sulphuric acid; after an hour filter, and to the filtrate add 300 c.c. of distilled water. A few hours to several days are required for fixation. Wash in warm alcohol to remove the acid.

**Kolosow's Fluid.** Recommended for its great penetrating power. It consists of a 0.5 per cent. solution of osmium in a 2 or 3 per cent. solution of uranium nitrate or acetate.

**Kultschitzky's Fluid** fixes tissues without causing the precipitation of the albuminoids, so likely to occur in solutions containing chromic acid. It is prepared by adding in excess finely powdered potassium bichromate and copper sulphate to 50 per cent. alcohol, and placing in the dark for 24 hours. At the moment of using, add a few drops of acetic acid, 5 or 6 to 100 c.c. Fix objects for 12 to 24 hours in the dark, then treat with strong alcohol, and they are ready for sectioning.

**Lang's Sublimate Solution.** Used for fixing *Planaria*. Its composition is as follows: mercuric chlorid 5 grams, sodium chlorid 6 grams, acetic acid 5 c.c., water, 100 c.c. The *Planaria* are placed on their backs and the fluid poured over them. After half an hour they are placed in 70 per cent., then in 90 per cent., and then in absolute alcohol. They are sufficiently hardened in two days.

**Lemon-juice.** Recommended by Van Gehuchten as a fixative for nuclei. It should be fresh and filtered. Fix for five minutes, and wash out in water.

**Mercuric Chlorid.** See *Corrosive Sublimate*.

**Merkel's Fluid.** A delicate reagent, used for hardening fish ova, and consisting of equal volumes of 1.4 per cent. chromic-acid and 1.4 per cent. platinum-chlorid solutions. Several hours or days may be required for penetration. Prick the ova and wash in alcohol of 50 to 70 per cent. A few hours' immersion in this fluid will, it is claimed, effectually prevent blackening of objects fixed in osmic acid.

**Müller's Fluid.** This agent is very extensively used, as it penetrates well and hardens evenly. It has the following composition: potassium bichromate 2.5 parts, sodium sulphate 1 part, water 100 parts. The addition of a little camphor, chloral, thymol, or naphthalene will prevent the formation of mold. The time required for hardening depends on the size of the object. This fluid diluted to 0.2 per cent. is used as a macerating agent.

**Osmic Acid.** An aqueous solution is used in strengths varying from 0.05 to 2 per cent. The time required for fixing depends on the object and the strength of the solution,

and varies from a few seconds for *Infusoria* in a 0.5 per cent. solution to 24 hours for tactile corpuscles in a 1 per cent. solution. The osmium must be thoroughly removed by washing in water, as any remaining in the tissue in time over-colors it. Solutions of osmic acid must be protected from the light at all times. Fatty tissue should have the fat dissolved out by alcohol before immersion in osmic-acid solutions, or it may afterward be decolorized by turpentine. For delicate membranes osmic acid may also be employed in the form of vapor. As a macerating agent for the cortex cerebri (Rindfleisch), a 0.1 per cent. solution is used, and may be followed by dissociation in glycerin. A 1 or 2 per cent. solution is the best fixing agent for blood.

**Palladium Chlorid.** Recommended by Cattaneo as the best fixative for *Infusoria*. It is prepared by dissolving 10 grams in one liter of water containing 5 or 6 drops of hydrochloric acid. One or 2 minutes' immersion will suffice for the fixation of small objects. It is an impregnation reagent, and colors certain tissue-elements in various tones of brown. According to Schultze, it has a special faculty for penetrating tissues rich in connective tissue, and gives a better consistence than chromic acid or Müller's fluid.

**Paladino's Palladium Chlorid.** Used to demonstrate the axis-cylinders in peripheral nerves. After hardening in potassium-bichromate solution place the tissue in a 0.1 per cent. solution of palladium chlorid, to which a little hydrochloric acid has been added; in 2 or 3 days transfer to a 4 per cent. solution of potassium iodid for 1 to 2 hours. Dehydrate and embed in paraffin.

**Perenyi's Fluid.** An important embryologic reagent. It produces perfect fixation of segmentation-spheres and nuclei, and has the advantage that fuchsin, eosin, picrocarmin, and other stains may be dissolved in it. It is composed of 10 per cent. nitric acid 4 parts, absolute alcohol and 0.5 per cent. chromic acid each 3 parts.

**Picro-nitric Acid.** *Mayer's formula.* Water 100 c.c., nitric acid (25 per cent.  $N_2O_5$ ) 5 c.c., and as much picric acid as will dissolve in the mixture. The properties of this fluid are similar to those of picro-sulphuric acid, and it has the advantage of not crystallizing lime-salts in tissues containing them. Eight c.c. of 25 per cent. hydrochloric acid may be substituted for the nitric acid, the mixture possessing the same properties and being known as *picro-hydrochloric acid*.

**Picric Acid.** A fixing agent of great penetration, and, therefore, especially suitable for the preparation of chitinous structures. A saturated solution is employed. The time required for fixation varies from a minute to a day, and depends on the size of the object. Wash out in alcohol and stain in alcoholic solutions.

**Platinum Chlorid (Rabl).** Objects are placed in an aqueous solution, 1 : 300, for 24 hours, then washed with water and hardened in alcohol. Safranin or Delafield's hematoxylin may be used to stain. This reagent is valuable in the study of karyokinesis. It renders Pfitzner's granules and the longitudinal division of the elements plainly visible.

**Potassium Permanganate (Du Plessis).** Useful for the study of isolated and very contractile cells, as spermatozoa. It is said to kill more rapidly than any other agent, 2 per cent. osmic acid not excepted. A saturated aqueous solution is used. It is also used for washing out over-staining with carmin, and in 1 per cent. solution as a mordant for anilin dyes (*Hennequy*), and for reducing silver impregnations.

**Rabl's Fluid.** Especially useful for the study of mitosis and nuclei generally. It must be freshly prepared at the moment of using, and consists of 200 c.c. of 0.33 per cent. chromic acid and 4 or 5 drops of formic acid. Fix for 12 to 24

hours, wash thoroughly in water, and harden in alcohol of gradually increasing strength. Sections may be stained in hematoxylin or safranin. **Silver Nitrate.** Used in the study of epithelia. Solutions of 0.5 to 2 per cent. are employed, and fix rapidly. Wash out in distilled water. Weak solutions do not interfere with subsequent staining.

### INJECTION-MASSSES.

These are composed of a dye combined with some suitable substance, technically termed, respectively, the *coloring-mass* and the *vehicle*, and are used for injecting gland-tubes and blood-vessels. I. **AQUEOUS MASSES.** **Emery's Carmin.** Add, with continual stirring, acetic acid to a 10 per cent. ammoniacal solution of carmin until the color of the fluid is blood-red from incipient precipitation of the dye. The clear solution is poured off and injected cold, and the specimens are thrown at once in strong alcohol to fix the carmin. This fluid is for the injection of fishes. **Letellier's Ammonium Vanadate and Tannin.** Make a solution of ammonium vanadate in warm water and of tannin in hot water. For use, mix the two solutions according to the tint desired. The walls of vessels are stained black. **Müller's Berlin Blue.** Precipitate a strong solution of Berlin blue with 90 per cent. alcohol. The fluid is neutral and the precipitate finely divided. **Taguchi's Indian Ink.** Rub up on a hone Japanese or Chinese ink, until a fluid is obtained that does not run when dropped on thin blotting-paper or form a gray circle round the drop. Inject until the preparation appears black, and then put it into some hardening fluid, not pure water. This is useful for *Invertebrata*, lymphatics, and juice-canals. II. **CELLOIDIN MASSES.** **Schiefferdecker's Masses.** For corrosion-preparations. 1. Place pulverized asphalt in a closed vessel with ether for twenty-four hours, and shake occasionally. Pour off the ether into another vessel, and dissolve in it small pieces of celloidin until the solution is like the thicker fatty oils. The undissolved asphalt may be used to color fresh ether. 2. *Vesuvianin-brown.* Dissolve celloidin in concentrated solution of vesuvianin in absolute alcohol. This color is not fast. 3. *Opaque Blue.* Add pulverized Berlin blue to celloidin dissolved in equal parts of absolute alcohol and ether. 4. *Opaque Red.* Rub up in a mortar pulverized cinnabar with a little absolute alcohol, and add the paste to celloidin dissolved in equal parts of absolute alcohol and ether. Too much pigment will make the injection brittle. Strain the mass through flannel wet with ether. Clear the syringes and nozzles with ether to free them from grease. *Corrosion of the Preparations.* Throw the injected organs into unrectified hydrochloric acid, and let them remain in it until all the soft parts are destroyed, changing the acid occasionally, if necessary. Wash under a slow stream of water, leave for some weeks in water, rinse, and put in glycerin or in equal volumes of glycerin, alcohol, and water. Artificial gastric juice is also excellent for corrosion. III. **GELATIN MASSES.** **Brücke's Blue Mass.** Take a 10 per cent. solution of potassium ferrocyanid, and precipitate it with so much of a dilute solution of iron sesquichlorid that the weight of the dry chlorid employed shall be  $\frac{1}{10}$  or  $\frac{1}{8}$  that of the ferrocyanid. Wash the precipitate on a filter with the filtrate until only a clear-yellow liquid runs off, then wash with water until the water begins to be blue. Dry the precipitate, press it between blotting-paper in a press, break the mass in pieces and dry in the air. **Carter's Carmin Mass.** Rub up 4 gm. of carmin in a little water in

a mortar, and add enough water to bring the measure up to 45 c.c. Add 8 c.c. of strong ammonia, and stir until the carmin is dissolved. Glacial acetic acid, 6 c.c., is then added, drop by drop, with continuous stirring, and finally the gelatin, 60 c.c. of a 1:6 solution in water. *Fearnley's Modification:* Cut up 7 gm. of Coignet's gelatin, and soak it in 50 c.c. of water 4 to 5 hours. Rub up in a mortar with a little water 3 gm. of carmin, and add 6 c.c. of strong ammonia; after standing for 2 hours, pour it in a bottle, rinsing the mortar with 30 c.c. of water. Place the gelatin and unabsorbed water on a water-bath to melt. Add about 6 c.c. of glacial acetic acid to the carmin solution (stop the acid when the color changes to crimson), and stir it into the gelatin. Cover the mass with methylated spirit, and keep it in a cool place. For use, dissolve it on a water-bath, and filter through fine flannel wrung out of hot water. **Fol's Blue Mass.** *A Modification of Thiersch's Formula.* a. To 120 c.c. of a cold saturated solution of iron sulphate add 300 c.c. of warm gelatin solution. b. To 600 c.c. of the gelatin solution add 240 c.c. of a saturated solution of oxalic acid, and then 240 c.c. of a cold saturated solution of potassium ferricyanid. Pour the first mixture gradually into the second, shaking vigorously, and warm for fifteen minutes over a boiling water-bath. When the mass has set, press it through netting into strings, wash in running water, and dry on prepared paper, without remelting. For use, swell the strings in cold water, and warm with enough oxalic acid for complete solution. **Fol's Brown Mass.** Soak 500 gm. of gelatin in 2 liters of water in which 140 gm. of salt have been dissolved. Melt the mass over a water-bath and add, gradually, with vigorous shaking, 300 gm. of silver nitrate in a liter of water. Press the mass out through netting, stir it up, in clear daylight, with a mixture of 1½ liters of a cold saturated solution of potassium oxalate and 500 c.c. of a cold saturated solution of iron sulphate. When the whole mass is black, wash for several hours, remelt, and pour on paper. **Fol's Carmin Mass.** Soak in water for a couple of hours one kilogram of Simeon's photographic gelatin, pour off the water, melt the gelatin over a water-bath, and add one liter of a solution of carmin made as follows: Dilute a strong solution of ammonia with 3 or 4 parts of water and add carmin to saturation, removing the excess by filtration just before adding the liquid to the gelatin. Add to the mass enough acetic acid to turn the dark-purple color to a blood-red hue, and when firm, cut it in pieces. Tie up the pieces in fine netting, and compress them with the hand under water acidulated with 0.1 per cent. of acetic acid. The mass is driven out in fine strings, which are washed for several hours in a sieve in running water, then remelted, and poured on large sheets of parchment-paper soaked with paraffin, and dried in an airy place. Separate the mass from the paper and cut into long strips. For use, soak them a few minutes in water and melt them over a water-bath. **Frey's White Mass.** Place 125 to 185 gm. of a cold saturated solution of barium chlorate in a tall, glass cylinder, and add sulphuric acid very carefully, drop by drop. Allow the precipitate to settle for twelve hours; then decant almost all of the supernatant liquid. The remaining mucilaginous mass, containing the precipitate, is to be mixed with an equal part of concentrated gelatin solution. Injected organs may be preserved in chromic acid. **Hoyer's Blue Mass.** The filtered and washed precipitate of soluble Berlin blue is placed in a little water on a Graham's dialyzer, and the external water changed until the solution begins to pass through the parchment. After



diluting, pass the solution through filter-paper. For injection the fluid may be used pure. It may also be combined with gelatin as follows: Warm the solution almost to boiling, and gradually add a warm, thin solution of gelatin until coagulation begins; then strain through wet flannel. **Hoyer's Lead-chromate Mass.** Filter through flannel 1 volume of a solution of gelatin, 1 : 4, and add 1 volume of a cold, saturated solution of potassium bichromate; warm the mixture almost to boiling, and add, gradually, 1 volume of a cold, saturated solution of neutral lead acetate, also warmed. Cool the mass to the body-temperature and inject at once. It flows so freely that even the lymphatics may be injected, and its intense color gives the vessels unusual distinctness. If the solution of lead acetate is added to a hot bichromate solution, an orange-red precipitate is obtained; if both the solutions are cold when mixed, the precipitate is bright-yellow. **Hoyer's Silver-nitrate Yellow Mass.** Mix with an equal volume of a 4 per cent. solution of silver nitrate a concentrated solution of gelatin, heat, and add a small quantity of an aqueous solution of pyrogallie acid, which reduces the silver in a few seconds. Add chloral and glycerin as in Hoyer's formula for carmin gelatin. The mass is brown in the larger vessels and yellow in the capillaries. It does not change in alcohol, chromic or acetic acid, or potassium bichromate. **Neutralization of a Carmin Mass.** *Ville's Method.* The traces of acid mechanically retained in commercial gelatin are eliminated by placing it in a stop-cock funnel and washing for an hour or more with running water. To test the reaction of the coloring-mass, moisten a strip of dichroic litmus-paper in distilled water, and hold as closely as possible to the injection-mass (which is kept melted on a water-bath); it becomes blue at first, but as the acid is added the reaction is less evident, and when the change of color appears very slowly, the addition of the acid should cease. *Dichroic Litmus-paper* is prepared as follows: A tincture obtained by decoction of cake-litmus is slightly acidified with an excess of sulphuric acid, then heated and agitated with an excess of precipitated barium carbonate and filtered. The solution is exposed to the air in wide vessels until the blue color has given place to a red-dish tint, when strips of white, unsized paper are dipped into it and dried in the shade on stretched threads, in a place free from ammonia vapor. **Ranvier's Blue Mass.** Soak 5 gm. of Coignet's gelatin for one hour in distilled water, wash it, and place it in a beaker on a water-bath; when it is dissolved add 125 c.c. of a saturated aqueous solution of Brücke's blue, previously heated on a water-bath, and stir vigorously with a glass rod, which should show no granules when withdrawn. Filter through flannel. The precipitate thrown down by the gelatin disappears if the heating be continued. **Ranvier's Carmin Mass.** Mix in a stoppered bottle 2 to 5 gm. of pure carmin with a little distilled water; add ammonia, drop by drop, until the liquid is transparent, and shake. Place 5 gm. of Coignet's gelatin in distilled water for one hour, wash it in water, and heat it in a beaker over a water-bath. When the gelatin is dissolved, add, stirring briskly, the solution of carmin. Make a solution of 2 parts of distilled water to 1 part of glacial acetic acid, and pour it, drop by drop, into the mass, stirring with a glass rod. Stop adding the acid when the ammoniacal odor disappears and there is a faint acid scent. Filter the mass through new flannel. **IV. GLYCERIN MASSES.** These are used cold. The addition of amyl nitrite to the mass just before using is advised, to counteract its tendency to stimulate con-

traction of the arteries. The animal may also be anesthetized with a mixture of ether and amyl nitrite. **Beale's Acid Blue Mass.** Dissolve 0.5 gm. of potassium ferrocyanid in 30 c.c. of glycerin, and 10 drops of tincture of iron sesquichlorid in 30 c.c. of glycerin, and add the latter solution, drop by drop, to the former. Then add 30 c.c. of water and 3 drops of strong hydrochloric acid. If desired, 8 c.c. of alcohol may be added. This is said to be an admirable formula. **Beale's Blue Mass.** Dissolve 1.8 gm. of potassium ferrocyanid in 30 c.c. each of water and glycerin. Add to 30 c.c. of water 4 c.c. of tincture of ferric chlorid. Gradually, and with agitation, add the iron solution to the potassium solution. Then add slowly 30 c.c. of alcohol and 60 c.c. of water, the mixture being constantly shaken. Injected specimens should be preserved in acidulated glycerin, or the color may fade. **Beale's Carmin Mass.** Dissolve in a little water, with about 5 drops of ammonia, 0.4 gm. of carmin, and add 15 c.c. of glycerin; then add gradually, with agitation, another 15 c.c. of glycerin with 8 or 10 drops of acetic acid or hydrochloric acid. Test with blue litmus paper and add acid until the reaction is decidedly acid. Add another 15 c.c. of glycerin, 5 c.c. of alcohol, and 25 c.c. of water. **Robin's Cold-flowing Masses.** 1. *Carmin.* Rub up 3 gm. of carmin in a mortar with a little water and enough ammonia to dissolve the carmin, add 50 c.c. of glycerin, and filter. Add a 10 per cent. solution of acetic acid in glycerin, drop by drop, until a slightly acid reaction is obtained. 2. *Prussian Blue.* (a) Potassium ferrocyanid (sat. sol.) 90 c.c., glycerin 50 c.c.; (b) liquor ferri chloridi, 80°, 3 c.c., glycerin 50 c.c. Mix *a* with *b* slowly. 3. *Green.* A saturated solution of potassium arsenite 80 c.c., and glycerin 50 c.c., is mixed with a saturated solution of copper sulphate 40 c.c., and glycerin 50 c.c. 4. *Alahogany-red.* (a) Potassium ferrocyanid (concent. sol.) 20 c.c., glycerin 50 c.c.; (b) copper sulphate (concent. sol.) 35 c.c., glycerin 50 c.c. Mix *a* and *b* slowly, with agitation, and add to the vehicle at the moment of injecting. 5. *Yellow.* (a) Cadmium sulphate (sat. sol.) 40 c.c., glycerin 50 c.c.; (b) sodium sulphid (sat. sol.) 30 c.c., glycerin 50 c.c. Mix *a* with *b*, with constant shaking. **V. VEHICLES AND OTHER MASSES.** **Bjeloussow's Gum Arabic Mass.** Make a saturated solution of borax in water, and a syrupy solution of gum arabic. Mix the two, using 2 parts of the latter to 1 part of the former. Rub up the mass with distilled water, added gradually, and press through a fine cloth, repeating this until the mass is free from clots. It should coagulate in alcohol, and swell to twice its original volume. It must not be combined with cadmium or cobalt. Cold-blooded animals may be injected while alive. **Cadmium Mass.** *a.* Forty c.c. of a saturated solution of cadmium sulphate and 50 c.c. of glycerin. *b.* Thirty c.c. of a saturated solution of sodium sulphid and 50 c.c. of glycerin. Mix the two solutions with agitation and combine with 3 volumes of vehicle. **Copper Ferrocyanid Mass.** *a.* Twenty c.c. of a strong solution of potassium ferrocyanid and 50 c.c. of glycerin. *b.* Thirty-five c.c. of a strong solution of copper sulphate and 50 c.c. of glycerin. Mix the solutions, with agitation. Combine with 3 volumes of vehicle at the moment of using. **Fol's Metagelatin Vehicle.** To a solution of gelatin add a slight proportion of ammonia, and after heating several hours the mixture no longer coagulates on cooling. This vehicle may be thinned by the addition of weak alcohol, and coloring masses added. Its advantage is that it obviates the necessity of warm injections. The

injected preparations are thrown into strong alcohol or chromic acid, which sets the mass. **Hoyer's Oil-color Masses.** Mix with 30 parts of lavender, fennel, thyme, or rosemary oil, 5 parts of artists' Berlin blue oil-color, rubbed up with 5 parts of thickened linseed-oil. Let the mixture stand 24 hours in a closed vessel; then decant. Shake before using. This is useful for injecting the vessels of the spleen and other structures difficult of injection. **Hoyer's Shellac Mass.** Place in a wide-necked flask a quantity of good shellac, with enough 80 per cent. alcohol to cover it. After 24 hours, warm it on a water-bath, to complete the solution; cool, dilute with alcohol to a thin syrupy consistence, and strain through thick muslin. Color the solution with anilins in filtered concentrated alcoholic solution. Cinnabar may be used for corrosion-preparations. Berlin blue and yellow arsenic sulphid are useful; both yield a green color. The pigments should be rubbed to fine powder with water, and alcohol added. When the mixture has settled, pour off the dilute and add strong alcohol. By shaking the flask the coarser particles settle; pour off the fluid containing the finer ones, add it to the shellac solution, and strain through muslin. Hydrochloric acid does not attack this solution; hence it is useful for corrosion-preparations. **Joseph's White-of-egg Mass.** Take filtered white-of-egg and dilute it with 1 to 5 per cent. of carmin solution. This mass remains liquid when cold. It coagulates when immersed in dilute nitric, chromic, or osmic acid, is transparent, and indifferent to reagents. It is useful for Invertebrates. **Robin's Gelatin Vehicles.** 1. Soak 1 part of "colle de Paris" gelatin in 10 parts of cold water; heat in a water-bath, and add 2 per cent. of chloral as a preservative. 2. Dissolve in a water-bath 50 gm. of "colle de Paris" gelatin in 300 gm. of water containing a little arsenious acid; add a few drops of carboic acid and 150 gm. of glycerin. This does not keep as well as the pure gelatin vehicle. **Scheele's Green Mass.** a. Eighty c.c. of a saturated solution of potassium arseniate and 50 c.c. of glycerin. b. Forty c.c. of a saturated solution of copper sulphate and 50 c.c. of glycerin. Combine the two solutions with three volumes of the vehicle.

#### STAINING OF CONNECTIVE AND OTHER TISSUES.

**Areolar Tissue.** Inject hypodermatically into the subcutaneous tissue of a dog or rabbit a 1:1000 solution of silver nitrate. With a pair of curved scissors snip off a little of the edematous tissue, and stain with picrocarmin for from 10 to 12 hours in a moist chamber. The fibrous and cellular elements are then brought into view by treating with glycerin slightly acidulated with formic acid. **Bile-capillaries.** *Golgi's Method.* Fix small cubes of liver 3 to 4 days in a mixture of 4 parts of a 3 per cent. solution of potassium bichromate and 1 part of a 1 per cent. osmic acid; then place in a 0.75 per cent. solution of silver nitrate for two days, wash in distilled water, and harden in alcohol. Section and mount in balsam. The capillaries appear as a black network on a yellow ground. **Bone.** 1. *Flemming's Method.* Soak sections of decalcified bone in water, and place in a drop of water on a glass plate; remove the excess of water with bibulous paper and cover with another glass plate to prevent rolling; place the whole in a dish and cover with alcohol. In half an hour the sections will be fixed and flat. Place in absolute alcohol. To mount, wash in fresh alcohol, then in ether; place the sections on glass, cover with two thicknesses of blotting-paper and a glass plate, and dry for a day in the air or in an oven. Put a drop of melted

balsam on a slide and another drop on a cover-glass; place the section on the slide, cover, put on a clip, and warm. 2. *White's Method.* Suitable for osseous or dental tissue. Sections ground moderately thin are soaked in ether for 24 hours, then placed for 2 or 3 days in a thin solution of collodion stained with fuchsin, then hardened in alcohol, ground to the requisite thinness between two plates of ground glass, with water and pumice powder, and mounted, dry, in thick balsam. The stained collodion is prepared by dissolving fuchsin in methylated spirit and adding the ether and pyroxylin. 3. *Vivante's Method.* Place very small pieces of young bone for 8 days in Müller's fluid, then in the osmium-bichromate mixture, then in silver solution. After impregnation decalcify for 20 days in von Ebner's fluid; then wash in water, place in a solution of sodium carbonate, and embed in paraffin. **Cartilage.** 1. *Ranvier's Method.* Place sections of fresh cartilage for 24 to 48 hours in a few c.c. of Ranvier's purpurin solution (see *Staining Reagents*), wash in water, and mount in glycerin. The nuclei are stained, the matrix remaining almost colorless. 2. Rub the cartilaginous end of the freshly excised femur of a frog with a stick of silver nitrate, and expose to sunlight. Section, and mount in Farrant's solution. The matrix is stained brown, and the apparently empty spaces contain the cells, which are too transparent to be readily seen. **Columnar Cells.** Wash a piece of the mucosa of the small intestine of a cat in distilled water, place for 10 minutes in 0.5 per cent. silver-nitrate solution, and silver in the usual way. Harden in alcohol, detach the epithelium, mount in glycerin. A view is obtained of the free ends of the cells with the cement-substance between them as "silver lines," and also of the open mouths of the goblet-cells. **Cornea.** *Klein's Method.* Remove from a living cornea, by brushing, the conjunctival epithelium, and rub the corneal surface with a stick of silver nitrate; in half an hour detach the cornea, and examine it in distilled water. Negative images of the corneal cells are thus obtained. To obtain positive images, treat according to Ranvier's gold chlorid lemon-juice method (see *Staining Reagents, Metallic Stains*). *Rollett's Method.* Immerse a fresh cornea in aqueous humor, place it in a moist chamber, and expose to the action of iodine vapor; when brown, peel off the epithelium and examine. A good method, the result being almost equal to that of the gold method. **Corpuscles of Grandy.** Remove the skin and papillæ from the margins of the fresh beak of a duck, and put pieces into 50 per cent. formic acid for 20 minutes, or until transparent; remove the corneous layer of epithelium, rinse in water, and treat with gold chlorid, according to Pritchard's method (see *Staining Reagents, Metallic Stains*). The same method may be used for the corpuscles of *Herbst*. **Elastic Tissue.** 1. *Martinotti's Method.* Fix for 3 weeks in 2 per cent. chromic acid, wash, and stain 48 hours in 5 per cent. Pitzner's safranin solution (see *Staining Reagents*). The elastic fibers appear of an intense black, the other tissues showing the usual tints of safranin staining. 2. *Unna's Orcein Method.* Dissolve 0.1 gm. of orcein (Grübler) in 20 gm. of 95 per cent. alcohol and 5 gm. of water; dissolve 0.1 gm. of strong hydrochloric acid in a like mixture of alcohol and water. Take a number of watch-glasses, and pour 10 drops of the stain in each; add 5 drops of the acid mixture to the first glass, 6 to the next, and so on, increasing the proportion by one drop, until all are acidulated. In each glass place 1 or 2 sections, and stain 12 hours. Examine in a drop of glycerin; the elastic fibers appear a shiny brown on a lighter ground. **Epithelium.** *Kromayer's Method.*



Stain sections of skin hardened in Müller's fluid for 5 minutes in a mixture of equal parts of anilin-water and concentrated aqueous solution of methyl-violet; wash in water, immerse for a few seconds in Gram's solution, wash again in water, dry with filter-paper, and differentiate in a mixture of 1 part of anilin to 2 parts of xylol, and then place in pure xylol. This process demonstrates the "intra-cellular and inter-cellular fibrils" of epithelia. *Mitrophanow's Method.* For the study of prickly-cells and intercellular canals. Wash the tail of an axolotl larva in distilled water; immerse it for an hour in 0.25 per cent. gold-chlorid solution containing one drop of hydrochloric acid to about 5 c.c.; wash, and reduce in a mixture of 1 part formic acid and 6 parts water. **Goblet-cells.** Scrape the mucous surface of the stomach of a frog after hardening for 24 hours in dilute alcohol, and press the scrapings between two cover-glasses. Allow the film adhering to each glass to dry, and then stain with the Ehrlich-Biondi fluid. **Inner Ear.** Open the cochlea in Flemming's solution, and fix 4 or 5 hours; decalcify, if necessary, in 1 per cent. palladium-chlorid solution. Make paraffin sections and stain with Renaut's eosin-hematoxylin, or with safranin. **Isolated Mucous and Demilune Cells.** Place small fragments of the fresh submaxillary gland of a dog in 5 per cent. ammonium chromate for 4 to 6 days; then tease a small piece in the same fluid. Each isolated mucous cell has its fibrillar network, a spheric nucleus embedded in protoplasm, and what was the attached end of the cell prolonged into a process. **"Mastzellen."** *Schiffedercker's Method.* Place a piece of the mesentery of a rat in a solution of gentian-violet in anilin-water for 24 hours; rinse in water, decolorize in acid alcohol, rinse again in water, counterstain with carmin, and mount in balsam. The nuclei appear red, the granules blue. See *Staining of Blood, Ehrlich's "Mastzellen."* **Pacinian Corpuscles.** Harden a piece of skin in alcohol or osmic acid. Stain sections in picrocarmin, safranin, or hematoxylin, or stain in the mass with borax-carmin. **Plasma-cells.** 1. *Nordmann's Method.* Stain sections in a solution of vesuvium containing 4 or 5 per cent. of hydrochloric acid; after a few minutes' immersion, remove and dehydrate in absolute alcohol. 2. *Unna's Method.* Add 10 to 15 drops of a solution of methylene-blue 1 part, caustic potash 0.05 parts, in distilled water 100 parts, to a watch-glassful of anilin-water; stain sections of tissue hardened in alcohol for several hours; dehydrate in absolute alcohol, differentiate in cresol, rinse in xylol, and mount in balsam. **Red Marrow.** 1. Expose a cover-glass preparation of red marrow to osmium vapor for one or two minutes, stain in picrocarmin, and mount in glycerin. 2. Stain a cover-glass preparation for 24 hours in the Ehrlich-Biondi mixture, and mount in xylol-balsam. **Retina.** 1. Remove the lens and the vitreous body, and inject into the cavity of the eye a mixture of equal parts of acetic acid and osmic acid, 2 per cent.; 3 minutes are required to fix. Wash in alcohol for 15 minutes, and place for 2 hours in Johnson's bichromate and platonic mixture (see *Fixing Fluids*); wash in running water, suspend for 2 days in a large volume of 2.5 per cent. potassium-bichromate solution, and pass through successive alcohols, beginning with 20 per cent. and ending with absolute. Stain in the Ehrlich-Biondi mixture, adding to it one-third of 20 per cent. solution of nigrosin. The nuclear cells appear pale-brown, the nucleoli a deeper-brown. The Müller fiber layers, the molecular layers, and the rods are stained a beautiful green. 2. (a) Kill in the dark a frog that has been kept in darkness 36 hours, and harden the eye in alcohol. (b) Kill another frog kept in direct sunlight for a few hours, and harden the retina

in alcohol. Make sections, and stain with picrocarmin. The pigment-cells covering the rods of the retina in *a* are retracted, while those in *b* are pushed out between the segments of the rods. Pin the excised eyeball of a triton (without opening the bulb) to a cork, and expose to osmium vapor for 10 minutes. Then divide it by an equatorial incision, and place the posterior pole in one-third alcohol for from 6 to 10 hours, and then for the same length of time in picrocarmin; harden in osmic acid, embed and cut in soft paraffin. **Salivary Glands.** 1. *Heidenhain's Method.* Harden small pieces for 1 hour in 75 per cent. alcohol, 5 hours in absolute alcohol, 24 hours in a fresh supply of absolute alcohol. Stain 6 to 8 hours in 10 c.c. of a 1 per cent. aqueous solution of hematoxylin, and differentiate 6 to 8 hours in 1 per cent. solution of potassium bichromate. Embed in paraffin. The nuclei appear bluish-black, the cell-substance steel-gray, and the demilunes very distinct. 2. *Schiffedercker's Method.* Stain sections, hardened as described, for half an hour in a watch-glassful of alcohol, to which a few drops of a 5 per cent. alkaline alcoholic solution of eosin have been added; then place them for a few minutes in a 1 per cent. aqueous solution of anilin-green; dehydrate and mount. **Tactile Corpuscles.** Impregnate pieces of skin with gold chlorid, according to Löwit's method (see *Staining Reagents, Metallic Stains*), harden in alcohol, section, and stain in picrocarmin, hematoxylin, or purpurin. **Tendon.** 1. Take the tendon of the anterior and superior insertion of the gemini muscles of a rabbit, remove as far as possible the adherent muscle-fibers, treat according to Ranvier's formic-acid-gold method (see *Staining Reagents, Metallic Stains*); after reduction of the metal scrape with a fine scalpel, to remove the muscle-tissue that masks the *corpuscles of Golgi*, which this method is intended to demonstrate. 2. Harden a rat's tail, denuded of integument, for 3 hours in 5 per cent. corrosive-sublimate solution, and wash well in alcohol. Stain in bulk in borax-carmin, decalcify in dilute hydrochloric acid, embed in paraffin, and make transverse sections. **Terminal Discs in Tongue of Frog.** Curarize or etherize the frog, and inject through the abdominal vein a solution of methylene-blue 1 part in 800 parts of 0.6 per cent. salt-solution, and secure access of air to the mouth. Good results are also obtained by simply pouring the stain into the mouth. **Test for Non-striped Muscle.** Fix the tissue in a mixture of 10 volumes of 90 per cent. alcohol and 1 volume of formic acid; wash, and stain for 24 hours in alum-carmin. The connective-tissue cells are swollen and unstained. The cytoplasm of the muscle-cells appears red.

## STAINING OF MICROÖRGANISMS.

I. GENERAL METHODS. **Ahrens' Method for Bacteria in Milk or Fatty Substances.** Dilute the milk with an equal quantity of water or, in case of denser substances, with a larger volume. Spread on a cover-glass, and fix by heating after it has become dry. Stain for 5 minutes in 12 or 15 drops of methyl-blue to which 3 or 4 drops of chloroform have been added. Then remove, and allow the chloroform to evaporate; wash in water; mount. **Bizzozero's Method,** for microörganisms in the vermiform appendix. Stain the preparation in a gentian-violet solution, wash in absolute alcohol for half a minute, transfer to Gram's solution for two minutes; then wash alternately in 1 per cent. chromic acid and absolute alcohol, allowing the preparation to remain half an hour or more in each fluid; repeat the chromic acid and alcohol, clear, and mount. The surplus stain must be well removed by the alcohol. **Ehrlich-Weigert Method.** Float the cover-glass (film-surface

downward) upon a watch-glassful of Ehrlich-Weigert's anilin-methyl-violet stain; heat the watch-glass gently until the fluid begins to steam; let it cool for 3 to 5 minutes; decolorize in 1 part nitric acid and 3 parts water, and then in 60 per cent. alcohol for 1 or 2 seconds; wash in water; counterstain with a saturated aqueous solution of Bismarck-brown; wash, dry, and mount. Anilin-gentian-violet or anilin-fuchsin may be used instead of anilin-methyl-violet. Sections of tissue should not be heated. **Gram's Method.** Heat 2 to 5 minutes, or stain cold 20 to 30 minutes (tubercle-bacilli, 12 to 24 hours), in saturated solution of gentian-violet anilin-water; rinse quickly in absolute alcohol; transfer to Gram's solution (1 to 1½ minutes), in which the specimen turns black; wash in alcohol until the black color vanishes and a pale-gray color appears; dry and mount in Canada balsam. The decolorization may be hastened by adding 3 per cent. nitric acid to the alcohol and then washing in pure alcohol. All the tissue-cells are decolorized by this method, while the bacteria are stained a deep-blue. The cells may be subsequently stained with a watery or alcoholic solution of Bismarck-brown 2 to 5 minutes, then washed in absolute alcohol until the section is yellowish-brown. This method is of diagnostic value, as certain bacteria are stained, others decolorized by it. Bacteria stained by Gram's method: tubercle-bacillus; Fränkel-Weichselbaum pneumococcus; streptococcus pyogenes; streptococcus of erysipelas; staphylococcus pyogenes aureus, albus, citreus, and flavus; anthrax-bacillus; bacillus of hog-erysipelas. Bacteria decolorized by Gram's method: Typhoid-bacillus, gonococcus, Friedländer's capsule-bacillus, Koch's comma-bacillus, glanders-bacillus, and the spirillum of relapsing fever. Botkin advises washing the preparation in plain anilin-water before decolorizing in the iodine-solution. *Modifications of Gram's Method.* 1. *Weigert's.* The sections, stained with gentian-violet, or methyl-violet, are not transferred to alcohol from the iodine-solution, but are laid upon slides and covered with anilin-oil. This is removed with blotting-paper, and followed by xylol and xylol-balsam. The anilin-oil dehydrates and differentiates. 2. *Kühne's.* (a) A solution is prepared of 1 gram of Victoria blue in 50 c.c. of 50 per cent. alcohol, and diluted to half its strength with 0.5 per cent. aqueous solution of ammonium carbonate. Stain from 1 to 5 minutes; decolorize in Gram's solution, and treat as in Gram's method, using fluorescein (1 gm. to 50 c.c. absolute alcohol) instead of alcohol, to extract the stain. (b) Add hydrochloric acid (1 drop to 50 gm. water) to a concentrated aqueous solution of violet, and use for staining; continue as in Gram's method. 3. *Günther's (Schenk).* The cover-glass preparation or the section is left for about 2 minutes in gentian-violet anilin-water. Excess of stain is removed with blotting-paper, and the specimen brought for 2 minutes into Gram's solution, then into pure alcohol for half a minute, exactly 10 seconds into 3 per cent. hydrochloric acid in alcohol, then directly into fresh, plain alcohol, which is changed until no more color is extracted from the preparation. Cover-glass preparations are dried and mounted; sections cleared in xylol and mounted in xylol-balsam. Tubercle-bacilli and lepra-bacilli must remain in the staining fluid 12 hours. **Koch's Method,** for bacteria in tissues. Stain in aqueous solution of methyl-violet, fuchsin, or methylene-blue. Wash in a saturated solution of potassium carbonate diluted with an equal volume of water. The color will be removed from the nuclei of the cells, but remains in the bacteria; dehydrate, clear in cedar-oil, and mount in balsam. **Kühne's Carbol-methylene-blue Method.** The section is placed in the fol-

lowing solution for about ½ hour: methylene-blue 1.5 parts, absolute alcohol 10 parts; triturate in a watch-glass and add, gradually, 100 parts of a 5 per cent. solution of carbolic acid. After staining, wash the section in water; decolorize carefully in hydrochloric acid, 10 drops to 500 c.c. of water; immerse at once in a solution of lithium (8 drops of saturated solution of lithium carbonate in 10 c.c. of water); place in a bath of distilled water for a few minutes; dip into absolute alcohol colored by methylene-blue; dehydrate in anilin-oil that contains a little methylene-blue in solution; wash in pure anilin-oil (not colored), then in a light fluid ethereal oil, as oil of thyme or terebene; clear in xylol; mount in balsam. Recommended for staining the bacillus of glanders. **Kühne's Dry Method.** Sections are stained for 10 to 15 minutes in 1 per cent. solution of ammonium carbonate mixed with a concentrated aqueous solution of methylene-blue; then wash in water, decolorize in an aqueous solution of hydrochloric acid; wash in water, dry upon the slides, clear in xylol, and mount in balsam. **Pregl's Substitute for Kühne's Method.** The sections, fixed to a slide or cover-glass by Pregel's method (see *Fixatives*), are stained by dropping Kühne's carbol-methylene-blue solution upon them. Wash in water, and place immediately in 50 per cent. alcohol. When the sections acquire a pale-blue color with a greenish tinge, dehydrate in absolute alcohol, clear in xylol, and mount. **Unna's Methods.** For the recognition of fungi in epidermic scales. 1. Place the crust or comedo on a slide, add a drop of acetic acid, and rub to a pulp by means of another slide laid crosswise upon the first; separate the slides, and dry quickly over a spirit-flame. Wash out the fat with a few drops of ether and alcohol, and stain in two drops of solutions of borax and methylene-blue, cover with the other slide, and warm over the flame for 10 to 20 seconds; rinse in water, decolorize in glycol 2 to 5 minutes, rinse again in water, then in alcohol, dry over the flame, and mount in balsam. 2. Treat sections for 5 minutes with an aqueous solution of borax-methylene blue, then for 5 minutes with a 5 per cent. solution of potassium iodid to which a crystal of iodine has been added. Rinse in alcohol until a blue cloud forms; differentiate in creasote for from a few seconds to half an hour, according to the intensity of the stain. Carry to rectified oil of turpentine. In this the bluish color changes to red or brown. Preserve in a solution of colophonium in oil of turpentine. **Weigert's Iodin Method (Schenk).** Sections are stained in gentian-violet anilin-water, rinsed in a solution of common salt, laid upon the slides, and dried; then solution of iodine is dropped upon them. After again drying, anilin-oil is poured over the sections, renewed several times, and finally displaced by xylol. Mount in balsam. II. SPECIAL METHODS. **Actinomyces.** Select whitish granules from the suspected pus by spreading it on a glass plate upon a dark background. Prepare cover-glasses as for other methods. The preparation may be stained in lithium-carmin and then by Weigert's method for bacteria. 1. *Weigert* advises a dark-red solution of orseille in absolute alcohol 20 parts, acetic acid 5 parts, and water 40 parts. The specimen is left in the stain 1 hour, then washed in alcohol and counterstained in 1 per cent. aqueous solution of gentian-violet. It is again washed in alcohol, and mounted. 2. *Gram's Method,* with eosin as a contrast-stain, shows the clubs very well. 3. *Ehrlich's Method (Crookshank).* Sections are placed in alcohol or distilled water, then in Ehrlich's logwood for about ½ minute, and transferred to distilled water; then placed in a large dish of tap-water, ½ hour or more, till a blue color appears. They are next stained in a solution of rubin S. and orange, 1 to 2 minutes; washed in distilled water,



dehydrated, cleared, and mounted. 4. *Plaul's Method*. Float sections for 10 minutes in a solution of magenta, 2 parts, anilin-oil 3 parts, alcohol (sp. gr. 0.830) 20 parts, distilled water 20 parts (*Gibbes*). Warm the solution to 45° C. Rinse in water, and counterstain 5 to 10 minutes in concentrated alcoholic solution of picric acid. Wash in water for 5 minutes and then in alcohol for 15 minutes. Pass through absolute alcohol and clove-oil, and mount. The clubs appear red, the tissue yellow. Better than the magenta is the Ziehl-Neelsen solution. When this is used, remove the picric acid by long immersion in alcohol, and counterstain with gentian-violet or methylene-blue (*Crookshank*). **Amœba coli**. *Councilman and Lafleur's Method*. Sections of tissue hardened in alcohol are stained in Löffler's methylene-blue. The amœbæ are colored dark-blue. The nuclei are best demonstrated by fixing in Flemming's solution and staining with safranin, by which method the nucleoli may often be seen (*Schenk*). Cover-glass preparations may also be made. **Bacillus anthracis**. *Kühne's Method*. Place the section for 5 minutes in carbolic black-brown solution, rinse in lithia-water and then in 90 per cent. alcohol, stain 5 minutes in carbol-fuchsin, and decolorize in fluorescein-alcohol. The carbolic black-brown acts as a mordant and fixes the red color. **Bacillus of Eve and Lingard**. Stains easily by Gram's method and in ordinary anilin dyes, but not by Lustgarten's method. **Bacillus lepræ**. Stains with the anilin dyes and by Gram's method. Double-stained preparations are easily made. 1. *Babes' Method*. Stain in a solution of rosanilin hydrochlorate in anilin-water; decolorize in 33 per cent. nitric acid. Use methylene-blue as a contrast-stain for the nuclei. 2. *Baumgarten's Method* (*C. v. Kahliden*). Stain 6 to 7 minutes in a dilute alcoholic solution of fuchsin (5 drops of a concentrated solution to a watch-glassful of water); decolorize  $\frac{1}{4}$  minute in nitric acid 1 part, alcohol 10 parts; wash in water, counterstain in methylene-blue; wash again in water, dry, and mount in balsam. Lepra-bacilli appear red upon a blue ground. A longer time is necessary for staining tubercle-bacilli. 3. *Lustgarten's Method*. Cover-glass preparations are stained with anilin-water fuchsin, or gentian-violet; decolorized by 1 per cent. sodium hypochlorite; rinsed in water; dried; mounted. **Bacillus of Lustgarten**. 1. *Lustgarten's Method*. Place thin sections in Ehrlich-Weigert's gentian-violet solution for 12 to 24 hours, or 2 hours at 40° C. Wash thoroughly in alcohol; transfer for 10 seconds to a 1.5 per cent. solution of potassium permanganate. A precipitate is formed that adheres to the section; wash in a dilute aqueous solution of pure sulphuric acid, then in water, and if not decolorized return to the potassium-permanganate solution and repeat the process. When decolorized, dehydrate and mount in balsam. Cover-glass preparations are washed off in water instead of in alcohol. Tubercle-bacilli and lepra-bacilli may be stained in the same way. 2. *De Giacomini's Method*. Leave sections 24 hours in anilin-water-fuchsin; wash in water; decolorize in ferric chlorid, first in a dilute, then in a saturated solution. Counterstain with Bismarck brown. Stain cover-glass preparations for a few minutes in the heated solution. **Bacillus mallei**. This bacillus stains in aqueous solutions of anilin colors, and best when the solution is feebly alkaline. 1. Add to 3 c.c. of a 1:10,000 solution of caustic potash 1 c.c. of a saturated alcoholic solution of an anilin color; or the anilin-water-fuchsin or methyl-violet solution of Ehrlich may be used, diluting it at the moment of using with an equal quantity of a 1:10,000 solution of caustic potash (*Sternberg*). 2. Löffler advises for cover-glass preparations, heating for 5 minutes in Ehrlich's solu-

tion, then decolorizing in 1 per cent. solution of acetic acid to which tropeolin has been added to give it the yellow color of Rhine wine, and washing quickly in distilled water. 3. For sections, Löffler advises his alkaline methylene-blue; decolorizes in a mixture of distilled water 10 c.c., strong sulphuric acid 2 drops, 5 per cent. oxalic acid 1 drop. Sections are left in this about 5 seconds. 4. *Noniewicz's Method* (*Schenk*). Sections are transferred from alcohol to alkaline methylene-blue for 2 to 5 minutes, rinsed in water, and decolorized in a mixture of 0.5 per cent. acetic acid 75 parts and 0.5 per cent. aqueous solution of tropeolin OO 25 parts. Thin sections are only dipped quickly into the solution; thick sections remain 2 to 5 seconds. Wash with water; spread upon the slide, dry in air or over a flame, clear in xylol, and mount in balsam. The bacilli appear black on a blue ground. 5. *Schütz's Method*. Sections or cover-glass preparations are placed for several hours in an aqueous solution of methylene-blue, then washed in weak acetic acid (0.5 c.c. to 100 c.c.), dehydrated in alcohol, cleared in cedar-oil, and mounted in balsam (after Squire). **Bacillus tetani** may be stained by Gram's method. For double staining of bacilli and spores, the method of Ziehl may be employed. **Bacillus tuberculosis**. 1. *Arens' Chloroform Method* (*Schenk*). Three drops of absolute alcohol are dropped in a watch-glass upon a crystal of fuchsin the size of a millet-seed, and 2 to 3 c.c. of chloroform are added. This solution becomes turbid and then clears. When clear, the cover glass preparation is laid in it for from 4 to 6 minutes, until the chloroform is evaporated, then decolorized in concentrated alcohol to which hydrochloric acid (3 drops to a watch-glassful) has been added, rinsed in water, and counterstained with dilute methylene-blue. 2. *Czaplewski's Methods*. (a) After staining in warm Ziehl's solution, drain, and immerse 6 or 10 times in a saturated alcoholic solution of fluorescein containing an excess of methylene-blue. Counterstain in a saturated solution of methylene-blue, and wash quickly in water. (b) Stain the cover-glass preparation in carbol-fuchsin, heating it until clouds of vapor arise. The following solution is then dropped upon the slide, held obliquely, until the surface is cleared: hydrochloric acid and sodium chlorid each 2.5 parts, dissolved in distilled water 100 parts; then add 500 parts of alcohol. The slide is then washed with water, dried in air, and treated with a drop of some immersion-oil that can be removed by xylol. (*Arbeiten aus dem Path. Anat. Institut zu Tübingen*, 1892, Bd. 1, Heft 3. Also *Monatschr. f. prakt. Derm.* XVII, No. 4.) 3. *Ehrlich's Method* (*Schenk*) for tubercle-bacilli in pus. Spread the pus very thinly; place the cover-glass for 1 to 2 hours in cold anilin-fuchsin; decolorize with nitric acid 1 part, and sulphanil-nitric acid, saturated solution, 3 to 6 parts. The after-stain is methylene-blue. 4. *Fränkel's Method* (*Schenk*). The cover-glass is stained with anilin-water-fuchsin, transferred to a fluid consisting of a saturated solution of methylene-blue in 50 parts of water, 30 of alcohol, and 20 of nitric acid. When the preparation appears blue, it is washed in alcohol and acetic acid or in pure water. 5. *Friedländer's Method*. Place upon the dried film-surface of the cover-glass 3 or 4 drops of carbol-fuchsin, heat until vapor arises, wash in distilled water, drain, and add a few drops of a decolorizing solution (pure nitric acid 5 c.c. to 80 per cent. alcohol 100 c.c.); decolorization takes place quickly. Wash in water, counter-stain about 5 minutes with methylene-blue, without heat; wash; dry and mount. 6. *Gabbet's Modification of Fränkel's Method*. Stain in Ziehl's carbol-fuchsin for about 2 minutes, without heating; wash in water; stain in 25 per cent. sul-

phuric acid 100 c. c. and methylene-blue 2 c. c., for 1 or 2 minutes; wash in water; dry and mount. In the case of sections, dehydrate with alcohol; clear and mount. A good and quick method. 7. *Gibbes' Method* (Schenk). Two grams of fuchsin and one of methylene-blue are slowly introduced into a solution of 3 c. c. of anilin-oil in 15 c. c. of absolute alcohol. When they are completely dissolved, 15 c. c. of water are added. A few drops are heated in a test-tube and poured into a watch-glass. In this the cover-glass is laid for 5 minutes, then washed in alcohol until no more color is given off. The bacilli appear red on a blue ground. If desired, stain further with a concentrated aqueous solution of eosin. 8. *Günther's Method* (Schenk). Stain with warm anilin-water-fuchsin; carry the cover-glass, with the prepared side up, into alcohol acidulated with hydrochloric acid, 3 : 100; move about for a moment and rinse in water. With a pipet, let a few drops of a dilute alcoholic solution of methylene-blue fall upon the cover-glass; wash in water, dry, pass three times over the flame, and mount in xylol-balsam. 9. *Kaatzner's Method*. Float the cover-glass preparation for 24 hours in a supersaturated alcoholic solution of gentian-violet, or, if warmed to 80° C., for 3 minutes. Decolorize in a solution of 90 per cent. alcohol 100 c. c., water 20 c. c., strong hydrochloric acid 20 drops. Rinse in 90 per cent. alcohol, after-stain for 2 minutes in concentrated aqueous solution of vesuvium, wash in distilled water, dry, and mount in balsam. 10. *Koch's Original Method* (Sternberg). Stain sections or cover-glass preparations in Koch's methylene-blue solution, containing caustic potash, for 20 to 24 hours, or, if heated to 40° C., for  $\frac{1}{2}$  to 1 hour; then in an aqueous solution of vesuvium for 2 minutes. Wash out excess of stain in water. Dry the cover-glass preparation in air and mount. Dehydrate the sections in absolute alcohol, clear in cedar-oil, mount in balsam. The bacilli are stained blue and the tissues brown. This method has been superseded by the Koch-Ehrlich Method. 11. *Koch-Ehrlich Method* (Schenk). Stain the cover-glass preparation for 24 hours at the temperature of the room, or for 15 minutes with heat, in anilin-water alcoholic solution of fuchsin, gentian-violet, or methyl-violet (prepared by adding to anilin-water enough of a concentrated alcoholic solution of the dye to produce opalescence). Then immerse the preparation in 33 per cent. nitric acid, and when it assumes a yellow-green tint transfer to 70 per cent. alcohol. Counterstain 1 to 5 minutes in methylene-blue, malachite-green, or picric acid for fuchsin, in Bismarck brown for gentian-violet or methyl-violet. Wash in water, dry, and mount in balsam. Prolonged action of the nitric acid will decolorize the bacilli. 12. *Pfuhl-Petri's Method* (Schenk). Preparations are stained in 10 c. c. of an alcoholic solution of fuchsin in 100 c. c. of water, decolorized in glacial acetic acid, washed in water, dried, and mounted in balsam. 13. *Pittion's Method* (Schenk). The prepared cover-glass is dipped for a minute into a mixture of an alcoholic fuchsin-solution 1 part, and 3 per cent. ammonia 10 parts, rinsed in water, carried to a concentrated solution of anilin-green in alcohol 50 c. c., water 30 c. c., nitric acid 20 c. c. for  $\frac{3}{4}$  of a minute, rinsed, dried, and mounted. 14. *Reeves' (J. E.) Method*. A carbolized, double stain, used for either tissue or cover-glass preparations, is made as follows: Dissolve 2.5 gm. of rosanilin hydrochlorate and 1.5 gm. of methylene-blue in 20 c. c. of absolute alcohol and 3 c. c. of anilin-oil; agitate thoroughly, and gradually add 30 c. c. of 5 per cent. carbolized water. Filter a little of the stain into a watch-glass, heat it gently until it steams; drop enough of the hot stain on

the cover-glass preparation to flood it, and cover it with a bell-glass for 5 to 10 minutes. Wash and decolorize in alcohol, dry, and mount in xylol-balsam. Fifteen to twenty minutes are required to stain sections; otherwise the procedure is the same as for cover-glass preparations. 15. *Tubercle-bacilli in Milk* (Schenk). Place a drop of the milk upon a cover-glass, add 2 or 3 drops of a 1 per cent. solution of sodium carbonate, and mix well with a platinum needle; then warm carefully until complete evaporation has taken place. A thin film of soap remains, and is stained like an ordinary cover-glass preparation. *Unna's Method*. Stain for from 10 minutes to several hours in polychromatic methylene-blue (Grübler), wash in water, and treat with a 33 per cent. aqueous solution of tannic acid 2 to 5 minutes. Wash thoroughly and transfer to absolute alcohol, gold-orange alcohol, or to 25 per cent. nitric acid; follow with dilute alcohol, water, and absolute alcohol. Clear in bergamot-oil. This process double-stains tubercle-bacilli and leprosy-bacilli. 16. *Weichselbaum's modification of the Ziehl-Neelsen Method* (Schenk). The red-stained cover-glass preparations are transferred directly to an alcoholic methylene-blue solution, in which they remain until they show a homogeneous blue color. They are then rinsed in water, dried, and mounted in balsam. 17. *Ziehl-Neelsen Method*. Float the cover-glass preparation upon Ziehl's carbol-fuchsin, heat till vapor arises (about 3 to 5 minutes), wash in water, and decolorize in 15 per cent. nitric or 5 per cent. sulphuric acid, then in 60 to 80 per cent. alcohol to remove the remnant of color. Wash well, dry, and mount in balsam. In the case of tissue-sections, stain cold for 15 minutes and decolorize as detailed; upon removal from the alcohol, counterstain with methylene-blue; wash, dehydrate, clear, and mount. **Bacillus typhi abdominalis**. Stains with anilin dyes, but is easily decolorized. Does not stain by Gram's method. Cover-glass preparations stain well with aqueous solutions, especially fuchsin. They are to be rinsed in water, not in alcohol. *Gaffky's Method* for sections of tissues: Harden the tissue in alcohol, place sections for 20 to 24 hours in a deep-blue solution made by adding a saturated alcoholic solution of methylene-blue to distilled water, wash in distilled water, dehydrate in absolute alcohol, and clear in turpentine and balsam. The best stains for the typhoid-bacillus are Loeffler's methylene-blue and Ziehl's carbol-fuchsin. The sections must remain in the dye at least 12 hours. Baumgarten recommends Ehrlich's stain for tubercle-bacilli. In this case a very dilute solution of acetic acid is used for rinsing. The flagella may be shown by Loeffler's method. By leaving the specimens for several days in Ehrlich's anilin-water fuchsin the spores may be stained. Spores also appear if the stain is heated and then extracted by nitric acid. Counterstain with methylene-blue. **Coccidium oviforme**. *Gibbes' Method*. Sections of rabbit's liver, hardened in alcohol, are stained in a filtered solution of rosanilin sulphate, 2 gm., in 100 c. c. of a solution of anilin-oil 2 c. c., cologne 10 c. c., distilled water 88 c. c. Ten minutes are required to stain. After washing in water and then in alcohol, the sections are differentiated in a solution of iodine-green, 1 gm. in 100 c. c. of the foregoing anilin-oil solution. When the red color has changed to a dull-purple, the substitution has proceeded far enough. It is well to make an examination in distilled water from time to time. **Flagella**. The first successful method was that of Koch, who used a concentrated aqueous solution of hematoxylin, and then transferred the cover-glass to a 5 per cent. solution of chromic acid or to Müller's fluid. The flagella were stained brown-black. 1. Crookshank stains with



a drop of a saturated solution of gentian-violet in absolute alcohol. Before evaporation takes place rinse with water, dry, and mount in balsam. 2. *Löffler's Method* (*Sternberg*). A small quantity of a pure culture is suspended in a few drops of distilled water. Small drops of water are distributed upon clean glass covers by means of a platinum-wire loop, and are sowed with bacilli from the first drop. The little drops are spread out by the platinum wire, allowed to dry in the air, then passed through the flame in the usual way. Care must be taken not to overheat. Löffler's mordant (No. 1) is placed upon the cover-glass so as to fully cover it as an arched drop. The cover-glass is then heated until steam begins to arise; too much heat produces a precipitate. The mordant is left for  $\frac{1}{2}$  to 1 minute upon the cover-glass and gently moved about. Wash in distilled water, then in absolute alcohol to remove all remnants of the mordant. Drop the staining solution (preferably neutral saturated anilin-water fuchsin) so as to fully cover the glass, and heat till vapor begins to be given off; wash, dry, mount. 3. *Trenkmann's Method* (*Schenk*). A few drops of boiled water are placed upon a slide, and a small drop of the culture added and intermixed. Of this mixture a droplet is spread upon a cover-glass, dried in air, laid, without heating, in a 2 per cent. solution of tannin and 0.5 per cent. hydrochloric acid, in which it is allowed to remain for from 6 to 12 hours. It is then washed in water and placed in iodine-water for half an hour, washed, and carried to a weak solution of anilin-oil gentian-violet for half an hour, again washed, then dried, and mounted. *Gonococcus*. The gonococci are seen in the pus-cells grouped around the nucleus. Watery solutions of anilin dyes, preferably methylene-blue, stain the cocci intensely. Gram's method decolorizes them. 1. *Schütz* stains for 5 or 10 minutes in a saturated solution of methylene-blue in 5 per cent. carbolic-acid water and differentiates for 3 seconds in acetic acid 5 parts, water 20 parts, washes in water, and counterstains in a dilute solution of safranin. 2. *Czenzyski's* solution of methylene-blue and eosin stains the cocci blue and the pus-cells pink. 3. *Neisser* stains for 2 or 3 minutes in a concentrated alcoholic solution of eosin, slightly warmed; removes the excess with filter-paper, and counterstains in a concentrated alcoholic methylene-blue solution for from a quarter to half a minute. The cocci appear blue, the cells red. *Influenza-bacillus* (*of Pfeiffer and Canon*). *Canon's Method* of staining it in blood: Spread the blood upon cover-glasses in the usual way. When dry, place the covers in absolute alcohol for 5 minutes and then transfer them to Czenzyski's staining solution. In this they remain for from 3 to 6 hours in an incubating oven at  $37^{\circ}$  C., when they are washed, dried, and mounted. The bacillus also stains well in Löffler's methylene-blue, with heat, and in dilute Ziehl's solution. It does not stain by Gram's method. *Koch's Comma-bacillus*. Stains easily in diluted alcoholic or concentrated solutions of anilin dyes; if cold, in about 10 minutes; if heated, more quickly and more deeply. Gram's method is not applicable. For sections use fuchsin or methylene-blue. 1. *Koch's Method*. Stain sections well hardened in absolute alcohol for 24 hours in strong aqueous solution of methylene-blue. If the staining fluid be warmed, less time is necessary (*Crookshank*). 2. *Nicati and Rietsch's Method* (*Crookshank*). A small quantity of the stools or of the scrapings of the intestinal mucosa is spread and dried upon a slide, steeped for a few seconds in corrosive sublimate solution or in 1 per cent. osmic acid, and stained in fuchsin-anilin solution. 3. *Babes' Method*. Place sections for 24 hours in aqueous solution

of fuchsin; wash in distilled water faintly acidulated with acetic acid or in 1 per cent. corrosive-sublimate solution; carry them quickly through alcohol and oil of cloves. *Phagocytes*. Sections of a Peyer's patch, hardened in absolute alcohol and embedded in paraffin, are stained first with alum-carmin, and then with gentian-violet by Gram's method. The bacilli are stained a deep bluish-violet. *Plasmodium malarie*. A minute drop of blood from the finger-end is spread upon cover-glasses and the film fixed by heat in the usual way, or by placing the covers in a mixture of equal parts of absolute alcohol and ether. Czenzyski's solution may be used to stain, the red corpuscles taking up the eosin, the malarial organisms the methylene-blue. Plehn recommends methylene-blue, concentrated aqueous solution 60 parts, eosin 0.5 per cent. solution in 75 per cent. alcohol 20 parts, 20 per cent. potassium-hydroxid solution 12 parts. Stain for 5 or 6 minutes and wash in water. *Pneumo-bacillus of Friedländer*. *Friedländer's Method*. Stain for 24 hours in warm, concentrated alcoholic solution of gentian-violet 50 parts, distilled water 100 parts, glacial acetic acid 10 parts; then wash in 1 per cent. acetic acid, dehydrate in alcohol, dry or clear, and mount. The capsule is pale-blue, the center deep-blue. For cover-glass preparations Friedländer advises the following: place in acetic acid for a few minutes; displace the acid by blowing upon the preparation through a pipet; stain a few seconds in a saturated solution of anilin-water gentian-violet; rinse in water; dry with filter-paper; mount in balsam. *Pneumococcus of Fraenkel, Klebs, Eberth, and Weichselbaum*. This may be stained by Gram's method. *Methods to demonstrate the capsules*. 1. *Ribbert* places the preparation for a few minutes in a hot, saturated solution of dahlia-violet in water 100 parts, alcohol 50 parts, glacial acetic acid 12.5 parts. Staining takes place rapidly; wash quickly in water. The capsules appear light-blue, the cocci dark-blue. An overstain makes the capsules also dark-blue. 2. *Roux* stains for a few seconds in an aqueous solution of methyl-violet, and, without washing, counterstains for the same length of time in Löffler's alkaline methylene-blue. 3. *C. v. Kahlen* stains for some hours in a 1 per cent. solution of fuchsin in 5 per cent. carbolic acid. The capsule appears pale-red, the coccus deep-red. *Protozoa in Carcinoma*. *Russell's Method*. Stain sections for 10 minutes in a saturated solution of fuchsin in 20 per cent. carbolic acid, wash in water, then in absolute alcohol, and stain for 5 minutes in a 1 per cent. solution of iodine-green in 2 per cent. carbolic acid; dehydrate in absolute alcohol, clear in clove-oil, and mount in balsam. The "parasites" are red or purple, the tissue-cells blue. *Spirochæta obermeieri*. Stain with Löffler's solution or any of the common basic anilin dyes. *Günther's Method*. Air-dried cover-glasses are placed in 5 per cent. acetic acid for 10 seconds, removed, and the acid displaced by blowing upon the preparation through a glass tube and then holding it for a moment, film-surface downward, over strong ammonia just previously shaken. Then stain in gentian-violet anilin-water or in an aqueous solution of other anilin dyes, and proceed as usual. The acetic acid bleaches the red blood-corpuscles. *Spores*. Spores are more resistant to the action of stains than other parts of bacteria. 1. *Günther's Method*. Float the prepared cover-glass on a solution of anilin-water fuchsin or gentian-violet heated to boiling, and remove from the flame for a minute. Repeat this process 5 times and then wash in a 3 per cent. solution of acetic acid in alcohol, and afterward in water. 2. *Möller's Method* (*Sternberg*). Dry the cover-glass preparation in air, pass it thrice

through a spirit-flame, or place it for 2 minutes in absolute alcohol. Treat with chloroform for 2 minutes, rinse in water, and carry to 5 per cent. chromic acid for 1 or 2 minutes, and wash in water. Pour a few drops of carbol-fuchsin upon the preparation and heat to boiling (which occurs in about a minute); drain and decolorize in 5 per cent. sulphuric acid, wash thoroughly in water, and counterstain for half a minute with methylene-blue or malachite-green in aqueous solution. The spores are stained dark-red, the protoplasm of the bacilli blue or green, according to the after-stain used.

3. *Neisser's Method (Sternberg)*. Pass the cover-glass preparation three times through the flame of a Bunsen burner, float upon a solution of anilin-fuchsin, and heat to near the boiling-point for 1 hour; wash in water, and decolorize in hydrochloric acid 25 parts, and alcohol 75 parts. Counterstain in a saturated aqueous solution of methylene-blue. The spores are stained red, the protoplasm of the bacilli blue. Prolonged action of the hydrochloric-acid solution will decolorize the spores as well as the bacilli.

4. Place the slide or cover-glass, with the culture dried upon it, in a hot-air oven for 1 hour at 120° C., or for 15 minutes at 180° C., or the cover-glass may be passed 8 or 10 times through the flame of a Bunsen-burner. Stain in an aqueous solution of a basic anilin dye. The spores alone are stained (*Sternberg*). *Streptococcus erysipalatosus* (Fehleisen) may be stained with the usual anilin dyes and by Gram's method.

III. PRELIMINARY METHODS. *Biedert's Method*. Used in examining sputa which contain few tubercle-bacilli. Mix 15 c.c. of the sputa with from 75 to 100 c.c. of water and a few drops of potassium or sodium hydroxide solution. Boil until the sputa are thin. Place in a conical glass vessel and after two days pour off the supernatant liquid. Stain the precipitated sediment.

*Kaatzner's Method*. Mix the sputa with from a 1 to a 3 per cent. solution of caustic soda or potash. This dissolves the cells and mucus, but preserves the elastic fibers and bacteria. Stain the sediment. Clear the preparation with a dilute solution of acetic acid.

*Kühne's Method*. This method is used to overcome the viscosity of sputum and to facilitate the spreading of a thin and even film on the cover-glass. It consists in adding to the sputa an equal volume of a saturated solution of borax. A concentrated aqueous solution of ammonium carbonate will reduce the consistency of less viscid sputa.

*Mühlhäusen's Method*. This method is used to render sputa less viscid. It consists in adding to the sputum from 6 to 8 times its volume of a 2 per cent. solution of caustic potash.

*Preserving Sputum. Savelieff's Method*. This is a process for preserving sputum for purposes of subsequent examination. Let the patient expectorate in a receptacle containing 95 per cent. alcohol, in which the sputum may remain for several months, and in which it is hardened by dehydration and coagulation. A few drops of caustic-potash solution added to a small lump of the hardened sputum on a slide will liquefy it in a few minutes, and from this the cover-glass preparations are made. When dry, fix the film by passing the cover-glass thrice through the flame of a spirit-lamp, wash in water to remove the potash, and then stain according to any of the given methods.

*Sectioning Sputum. Gabritschewsky's Method*. Place the denser portions of freshly expectorated sputum in Müller's fluid, or some other hardening reagent, and then embed in celloidin. Stain the sections in safranin, alumb-carmin or hematoxylin-eosin. Aronson and Philip treat the sputum first with corrosive sublimate, and, according to Schmidt, it may be embedded in paraffin as well as celloidin.

## STAINING OF NERVE-TISSUE.

*Adamkiewicz's Method*. Wash sections of spinal cord in water, then in water acidulated with nitric acid, and stain in a concentrated solution of safranin. Treat with alcohol and clove-oil until no more color is given off; wash in water, then in water acidulated with acetic acid, stain in methylene-blue, and clear as before. This process is said to demonstrate the "chromoleptic zones" which surround the gray matter. The myelin ("erythrophilous substance" of Adamkiewicz) appears red, the nuclei of nerves, neuroglia, and vessels appear violet. This method is of value in the study of degenerative changes, as the erythrophilous substance of pathologic nerves does not take the stain.

*Alt's Method*. Adapted to the study of peripheral axis-cylinders. Stain for two hours in a solution of Congo red in absolute alcohol; wash out in alcohol.

*Axis-cylinders of, Centric Fibers (Bevan W. Lewis)*. Remove the myelin from sections by prolonged immersion in water, and then stain with anilin blue-black. The axis-cylinders appear as slightly wavy, swollen bands.

*Ciaccio's Method*. This method is especially suitable for the terminations of nerves in muscles and in the cornea. Place small pieces of tissue, about 2 mm. cubes, for 5 minutes in the fresh, filtered juice of a lemon; wash, and place for from 1/2 to 1 hour in a 1 per cent. solution of gold and cadmium chlorides in the dark; wash, and carry to a 1 per cent. solution of formic acid for 24 hours in the dark, then for 12 hours in sunlight; lastly, for 24 hours in pure formic acid; wash, tease, and mount in glycerin.

*Dausac's (A. Michel) Method*. Very minute pieces of tissue are fixed in a watery solution of picric acid, chromic acid, and nitric acid (the proportions are not given) for from 1 to 2 hours; washed in water for from 1/2 to 1 hour; embedded in celloidin, cut, and placed in 90 per cent. alcohol. The sections are now transferred to Ehrlich's fluid for from 2 to 5 minutes, rinsed in water, and placed for from 2 to 5 minutes in a 1 per cent. solution of potassium-gold chlorid; rinsed in formic acid for 1 minute, carried to a caustic-soda solution, 1:6, rinsed in water, and placed in a 10 per cent. solution of lithium carbonate for 1/2 hour. From this they are brought into a 10 per cent. solution of potassium iodid for from 2 to 3 minutes, and are then reduced for 10 minutes in a strong solution of sodium thiosulphate. The axis-cylinders are stained a black-violet; the remaining tissue is faintly colored. Platinum chlorid or palladium chlorid gives the same result. Dausac recommends this method also for fibrin and elastic fibers.

*Exner's Method*. A small piece of the cortex cerebri, not exceeding 1 cubic centimeter in size, is placed in a relatively large volume of 1 per cent. osmic acid, which should be renewed every 2 days. After from 5 to 10 days, wash with water, treat with alcohol, and embed. Treat sections on the slide with strong ammonia, which clears the tissue, and reveals the medullated fibers stained black. Pieces of tissue, as fresh as possible, not over 1/2 cm. in thickness, are placed in a 1 per cent. solution of osmic acid, the quantity of which must be at least 10 times the volume of the tissue, and which should be renewed in 2 days. In 5 or 6 days wash in water and embed. The sections are placed on the slide in glycerin to which a drop of ammonia has been added (strong ammonia and water 1:50). The medullated fibers appear gray or black. The preparation is not permanent.

*Free Nerve-endings in the Skin*. Place small cubes of the skin of the palmar surface of the fingers or toes, all adipose tissue being removed, in boiled gold chlorid and formic acid after this mixture has cooled. In an hour, transfer the tissues to slightly acidulated water and expose to sunlight until the gold is reduced. Harden in alcohol, section, and mount in



formic glycerin. **Freud's Method.** Wash sections of tissue hardened in Eriicki's fluid with water, and place them for from 3 to 5 hours in a 1 per cent. gold-chlorid solution. Wash with water and treat for 3 minutes with a solution of caustic soda, 1 part, in water, 5 or 6 parts. Drain, but do not wash, and place in a 10 per cent. solution of potassium iodid. Remove in from 5 to 15 minutes, wash in water, dehydrate, and mount. Impregnation of axis-cylinders is obtained by this process. **Gerlach's Method.** Harden pieces of spinal cord for from 15 to 20 days in 1 or 2 per cent. ammonium bichromate. Make thin sections, and immerse them in a solution of potassio-gold chlorid 1 part, water 10,000 parts, slightly acidulated with hydrochloric acid. In from 10 to 12 hours, wash in hydrochloric acid, 1 : 3000, and bring into a mixture of hydrochloric acid 1 part, and 60 per cent. alcohol 1000 parts, then for a few minutes into absolute alcohol. Clear and mount. **Golgi's Gold Method.** To demonstrate motor nerve-endings. Treat the tissue for 1 or 2 minutes in a 0.5 per cent. solution of arsenic acid, and then for from 15 to 20 minutes with a 0.5 per cent. solution of potassio-gold chlorid, and reduce in the sunlight in a 1 per cent. solution of arsenic acid. 1. *Flechsig's Modification.* Harden in a 2 per cent. aqueous solution of potassium chromate, and impregnate with a 1 per cent. solution of corrosive sublimate, weeks or months, according to the size of the specimen. Place the sections in 96 per cent. alcohol. Stain for from 3 to 8 days at 35° C. in the following: pure extract of Japanese redwood 1 gm., absolute alcohol 10 c.c., distilled water 900 c.c., and 5 c.c. each of saturated solutions of tartaric acid and sodium sulphate. Each section is then placed in 3 c.c. of a 0.2 per cent. solution of potassium permanganate until the purple color of the fluid has faded out; then decolorize in Pal's solution. When the yellow color has vanished, carry into a mixture of a 1 per cent. potassio-gold chlorid solution 5 drops, and absolute alcohol 20 c.c. After the precipitate of sublimate has turned black and the red tissue has become blue, wash quickly in distilled water 20 c.c. and a 5 per cent. solution of potassium cyanid 1 drop. Dehydrate in absolute alcohol, and clear in lavender-oil. The nerve-fibers are stained red, the ganglion-cells, with their processes, black. 2. *Kühne's Modification.* Used for nerve-endings. Instead of using Golgi's gold solution, place the tissue in the following: 1 per cent. potassio-gold chlorid 12 c.c., 2 per cent. osmic acid 3 c.c., 5 per cent. arsenic acid 60 c.c. From this bring it into 1 per cent. arsenic acid, and reduce in sunlight. The tissue may be preserved in May's fluid. (See *Examination and Preservation Media*). **Golgi's Silver Methods.** 1. Soak pieces of perfectly fresh spinal cord in a 2 per cent. potassium bichromate solution, for from 8 to 15 days in summer and for about one month in winter. Wash them, and put them into a 0.75 per cent. solution of silver nitrate; in warm weather the reaction will be complete in 2 or 3 days, in from 8 to 10 days in winter. Dehydrate in alcohol, section if necessary, clear in oil of turpentine, tease in turpentine, and mount in dammar. The preparations are then exposed to diffused daylight or to direct sunlight, to effect secondary impregnation. By this method may be demonstrated the chain of conical funnels, set one within the other, and embracing the axis-cylinder with their narrow apertures. Somewhat greater precision of reaction is obtained by interstitial injection of the fresh tissue with osmic acid before placing in the bichromate solution. 2. For the study of peripheral nerves, the process is modified as follows: Immerse pieces of nerve in the bichromate solution for from 4 hours to 2 days; transfer them to the silver bath, in which they should remain for from 12 to 24 hours. Wash with successive

alcohols, tease in alcohol, dehydrate, clear with turpentine, and mount in dammar. Reduce in direct sunlight. The preparations are permanent, but the results are not so fine as in the following method. 3. Place a piece of fresh nerve in a mixture of 10 parts of a 2 per cent. solution of potassium bichromate and 2 parts of a 1 per cent. solution of osmic acid; after an hour's immersion, cut into lengths of from  $\frac{1}{2}$  to 1 cm., and return to the solution. Four hours after the first immersion, begin to add pieces of silver nitrate to the bath, and, from time to time, transfer pieces of nerve, so as to ensure the proper duration of immersion for some of the pieces. The duration of the silver bath should not be less than 8 hours, and may be indefinitely prolonged. The strength of the silver solution should be 0.5 per cent. 1. *Obregia's Modification.* The sections are transferred from absolute alcohol (after they have been in sublimate or silver solution) directly into 10 c.c. of absolute alcohol containing 8 or 10 drops of a 1 per cent. solution of gold chlorid. The latter should be made half an hour before and exposed to diffuse light. The specimens in the solution are kept in the dark for from 15 to 30 minutes, then washed rapidly in 25 per cent. alcohol, then in water, and for 5 or 10 minutes (not longer) in 10 per cent. solution of sodium sulphid. They are again washed in water, and stained with carmin, hematoxylin, or Weigert's stain, and mounted in balsam. 2. *Ramón y Cajal's Modification.* Small pieces of brain are fixed for from 12 to 24 hours, in the dark, in potassium bichromate 3 parts, osmic acid, 1 per cent., 25 parts, water 100 parts. An abundant quantity of the fluid should be used, and changed several times during the first day. Embryonic tissue requires from 12 to 24 hours' immersion, adult tissue from 2 to 3 days. After hardening, which must not be excessive, wash in a 0.25 per cent. solution of silver nitrate, for 15 minutes, and then place in a 0.75 per cent. solution of silver nitrate containing 1 drop of formic acid to each 100 c.c. (*Van Gehuchten*). The tissue may be left in the silver bath for from 36 to 48 hours. The silver will be thrown down as a very fine precipitate of silver bichromate. 3. *Sala's Modification.* Place the tissue for 4 or 5 days in a 2 per cent. solution of potassium bichromate, for from 24 to 30 hours in 8 parts of the bichromate solution and 2 of the osmium solution, then in a silver bath of 0.75 per cent. strength. Wash with water, fix to a cork with gum, harden in alcohol for a few hours, and cut without embedding. 4. *Schrövald's Modification.* Prior to bringing the tissues into the silver bath, put them into a 10 per cent. solution of gelatin in water; they may be embedded in the gelatin in a paper tray, with the aid of a little heat, and thus brought into the silver solution. The gelatin is removed by warm water saturated with silver chromate. This process prevents the formation of the precipitate that frequently occurs at the margins of the preparation in Golgi's method. Samassa holds that the precipitation may be prevented by preserving the preparation without a cover. Fick and Huber recommend that the use of an aqueous fluid be avoided and that the section be mounted without a cover, or that the cover be raised from contact with the slide by means of wax feet, or that the balsam be rendered anhydrous (by heating it on the slide with the specimen) and the cover put on in the usual way. 5. *Van Gehuchten's Modification.* This process is like that of Ramón y Cajal, with this difference: 1 c.c. of formic acid is added to each 100 c.c. of the silver bath, to assist its action. Twenty-four hours' immersion is sufficient. The tissue is then washed, treated for 15 minutes with alcohol, then for the same time with absolute alcohol, and for the same time with celloidin solution, after which it is

hardened for 15 minutes in 70 per cent. alcohol, cut, and mounted in the usual way. **Golgi's Sublimate Method.** Harden the tissue for from 15 to 20 days in Müller's fluid, and pass it directly into a 0.25 or 0.5 per cent. solution of mercuric chlorid, which should be renewed until it no longer turns yellow. After at least 10 days' immersion in this solution, sections are cut on a freezing microtome, washed thoroughly in water, dehydrated, cleared, and mounted. The nerve-cells, with their processes and nuclei, are brought out prominently. Pal's modification of this method consists in after-treatment of the sections with a weak solution of sodium sulphid. **Hoyer's Method.** For corneal nerves. Immerse corneae for from  $\frac{1}{2}$  to 5 hours, according to size, in an acidulated 0.5 per cent. solution of potassio-gold chlorid. To demonstrate the intra-epithelial ramifications of nerves, reduce for from 16 to 24 hours by exposure in distilled water containing 2 drops of pyrogallic-acid developing solution, such as is used in photography; or, instead, the corneae may be placed in a warm, concentrated solution of tartaric acid at the temperature of an incubating oven until the gold is reduced. **Isolated Neuroglia Cells.** Make an interstitial injection of 1 per cent. osmic acid into the white matter of the spinal cord. Tease a piece, and stain it with picrocarmin. **Jakimovitch's Method.** Used to demonstrate Frohmann's lines and Ranvier's crosses. Place small pieces of nerve, in the dark, in a 1 per cent. silver-nitrate solution; continue the immersion for 48 hours, and renew the solution frequently. Wash in water, and expose to light for from 5 to 7 days in 1 part each of formic acid and amyl-alcohol in 100 parts of water. Tease, and mount in glycerin. **Joseph's (M.) Method.** Used to demonstrate Frohmann's lines and Ranvier's crosses. Place the fresh nerve in 1 per cent. silver nitrate and 10 per cent. nitric acid mixture diluted with water. After several hours, transfer to a weak solution of potassium bichromate, and thence pass through solutions of increasing concentration until it is hardened. It may then be teased and mounted. **Kaiser's Method.** Stain celloidin sections of spinal cord in a solution of 1 part naphthylamin-brown (Grübler), alcohol 100 parts, water 200 parts. Wash with alcohol and clear with origanum-oil. Chromophilous ganglion-cells appear dark-brown; chromophobic cells, light on a dark ground. **Korybutt-Daskiewicz's Method.** For the study of the central nervous system. Secure sections to the slide by means of distilled water. Stain for 1 minute in Böhmer's hematoxylin, and wash in a 1 per cent. solution of alum and distilled water; stain for 1 minute in a 1 per cent. aqueous solution of nigrosin, and wash in water; stain for from 15 to 20 seconds in a 0.5 per cent. alcoholic, watery solution of eosin, and wash for a few minutes in distilled water; transfer to absolute alcohol; stain for 20 minutes in a 0.5 per cent. alcoholic, watery solution of safranin; wash well in alcohol; clear, but not in clove-oil, and mount in balsam. **Kupffer's Method.** A nerve is stretched on a cork, and treated for 24 hours with 0.5 per cent. osmic acid; then washed in water for 2 hours, and stained for from 24 to 28 hours in a saturated, aqueous solution of acid fuchsin. After this it is washed out for from 6 to 12 hours (not more in any case) in absolute alcohol, and cleared in clove-oil, embedded in paraffin, and cut. The axis-cylinder appears as a bundle of red fibrils floating in an albuminous liquid. **Magini's Method.** Used to demonstrate the finer structure of ganglion-cells and their processes. Harden cubes of from 2 to 3 cm. for from 2 to 3 months in Müller's fluid, wash well with distilled water, and bring for 10 days into from a 0.5 to a 1 per cent. solution of zinc chlorid, which

should be changed daily, until it does not become yellower than bichromate solution. Section, wash quickly with alcohol, clear partially with cressote, and mount in dammar. **Marchi's Method.** Used to demonstrate early degeneration of nerves, prior to sclerosis. After hardening in Müller's fluid, place the tissue in a large quantity of a mixture of Müller's fluid 2 parts, 1 per cent. osmic acid 1 part. The degenerated fibers are stained black, the normal are yellow or uncolored. **Martinotti's Method.** Stain for 2 or 3 hours or days in a saturated solution of nigrosin in a saturated solution of picric acid in alcohol; wash out in a mixture of 1 part formic acid and 2 parts alcohol, until the gray substance appears to the unaided eye differentiated from the white. This method is of value in the study of pathologic tissue. **May's Methods.** 1. For peripheral nerves and ganglia, macerate pieces of muscle in 0.5 per cent. arsenic acid, and when swollen place for 20 minutes in solution of 1 per cent. potassio-gold chlorid 4 c.c., 2 per cent. osmic acid 1 c.c., 0.5 per cent. arsenic acid 20 c.c. Then wash in water, and expose to sunlight for 3 hours in a 1 per cent. solution of arsenic acid, kept at 45° C. in a water-bath. Clear in a mixture of glycerin 40 c.c., water 20 c.c., 25 per cent. hydrochloric acid 1 c.c. 2. Treat a small piece of muscle for 12 hours with water containing 2 per cent. of glacial acetic acid, and transfer to a freshly made solution of 0.5 per cent. potassio-gold chlorid 1 c.c., 2 per cent. osmic acid, 1 c.c., 2 per cent. glacial acetic acid 50 c.c. After from 2 to 3 hours bring into acidulated glycerin, and when the tissue is transparent examine in glycerin or Farrant's solution. **Modifications of Weigert's Method.** 1. *Benda's Modification.* Small pieces of nervous tissue are placed for 3 days or more in a saturated solution of picric acid, washed in water, and the hardening continued in alcohol. Embedding in paraffin is best. Thin sections are placed in a concentrated solution of iron sulphate, washed repeatedly, and put into a 1 per cent. solution of hematoxylin until deep-black in color (about 10 minutes). They are bleached in a solution of chromic acid, 1 : 2000, washed, dehydrated, and mounted. The fibers and the intimate structure of the cells are well brought out. 2. *Berkley's Modification.* Small pieces are fixed in Flemming's solution for from 24 to 30 hours, at a temperature of 25° C., then transferred directly into absolute alcohol, which is changed twice during the following 24 hours, and then placed from 12 to 24 hours in celloidin. Thin sections should be cut, washed in water, and put into a saturated solution of copper acetate over night, in a covered vessel. If necessary to be rapidly done, the sections may be heated over a water-bath to between 35° and 40° C. for 25 minutes, and then allowed to cool. After washing in water the sections are stained in a hematoxylin solution, prepared as follows: 50 c.c. of water are boiled in a flask and 2 c.c. of a saturated solution of lithium carbonate added; boil a little longer, and add 1.5 or 2 c.c. of a 10 per cent. solution of hematoxylin in absolute alcohol. The flask is then shaken, corked, and allowed to cool. The solution improves in a day or two, but may be used at once. After staining, the sections are washed and put into Weigert's borax and potassium ferrocyanid solution, which may be diluted one-third. The decolorizing ought to be complete in from 1 to 3 minutes. Then wash several times in water, then in alcohol, and mount in xylol-balsam. The medullated nerves appear blue-black, the glia substance yellowish, the nerve-cells unstained. 3. *Breglia's Modification.* Mordant sections for from 10 to 15 minutes in a mixture of 15 c.c. of 90 per cent. alcohol and from 3 to 7 c.c. of a saturated aqueous solution of neutral copper



acetate; then bring them for from 5 to 10 minutes into 1 part of a saturated aqueous solution of lithium-carbonate and 3 parts of water. Stain for from 18 to 24 hours in Japanese red-wood solution (see formula in Flechsig's method), and differentiate in Weigert's decolorizing mixture. 4. *Flechsig's Modification*. Celloidin or other sections are put for a few minutes or more in a 0.5 per cent. chromic-acid solution, then rinsed in water, and brought into the stain. Decolorize in the usual way. This method has the advantage of staining more rapidly and producing better differentiation of the nerve-cells, especially in the peripheral ganglia, and also of giving differentiation of the medulla of central and peripheral nerves. 5. *Haug's Modification*. Small segments of fresh cord are put for 2 days into a saturated, aqueous solution of neutral copper acetate, then for from a day to a day and a half into a 5 per cent. or a saturated solution of potassium bichromate; rinsed in water, and placed in 70 per cent. alcohol, for from 36 to 48 hours, in the dark; then treated for the same period with absolute alcohol, in the dark, and embedded. Treat paraffin sections with alcohol, then water, and stain for from 15 to 30 minutes in a well-ripened mixture of 1 part hematoxylin, 1 part ammonium-alum, 30 parts alcohol, 300 parts water. Rinse in water, differentiate in acid alcohol until a red color appears, wash with water until they turn blue or bluish-gray, counterstain, if desired, by momentary immersion in a neutral carmin solution, and mount. 6. *Hill's Modification*. Pieces of nervous tissue are put in from a 2 to a 2.5 per cent. solution of potassium bichromate for 6 weeks; then washed daily in 30 per cent. alcohol until the fluid remains clear; then fully hardened in strong alcohol. Wash in water small pieces and put them in solution of carmin and alum prepared thus: Boil for 3 hours, in water in which carmin and potash-alum have been placed, and restore the water lost by evaporation. Both carmin and alum should be in excess. Filter when cold. After 2 days put the pieces for 24 hours in a half-saturated solution of copper acetate, then into hematoxylin for 8 hours at 40° C. Decolorize in Weigert's decolorizing fluid. The nerve-cells and non-medullated fibers are rendered susceptible of staining by the alum-carmin. 7. *Kultschitzky's Modification*. Harden for one or two months in Erlicki's solution, embed in celloidin and photoxylin, and cut. Stain sections for from 1 to 24 hours in hematoxylin 1 gm., dissolved in a little alcohol and added to 100 c.c. of 2 per cent. acetic acid. Wash out in a saturated solution of sodium or lithium carbonate. A finer differentiation is obtained by decolorizing in a lithium-carbonate solution containing 10 per cent. of potassium ferricyanid. 8. *Lissauer's Modification*. A rapid method which gives good results with cerebral tissue even when it is imperfectly hardened. Place sections that have been hardened in Müller's fluid in a 1 per cent. solution of chromic acid, and heat until bubbles begin to form; rinse in water, place in Weigert's hematoxylin, and heat again till bubbles begin to form. Differentiate by Pal's method. 9. *Pal's Modification*. After staining in the hematoxylin solution, the sections are washed in water, to which, if they are not stained a deep-blue, a trace of lithium carbonate is added. They are next placed in a 0.25 per cent. solution of potassium permanganate for half a minute, rinsed in water, and then brought into a decolorizing solution composed of 1 part each of chemically pure oxalic acid and potassium sulphite, and 200 parts of distilled water. In a few seconds the gray substance is decolorized, the white remaining blue. Wash well in water, and double-stain with eosin or picrocarmin. 10. *Rossi's Modification*. Harden in a solution of 1 gm. of chromic acid and 5 gm. of copper acetate in 100 c.c. of water. Dehydrate, and embed in celloidin. Stain

for 2 hours in hematoxylin (7 or 8 drops of a 5 per cent., alcoholic solution to 30 c.c. of alcohol). Differentiate in acid alcohol, wash out for 20 minutes in water, dehydrate, and mount. Double-stain if desired in borax-carmin. 11. *Schäfer's Modification*. Harden the tissue for from 4 to 6 weeks, and put the sections in Marchi's fluid (1 part of a 1 per cent. osmic-acid and 2 parts of a 3 per cent. potassium-bichromate solution). Wash quickly in water, and stain in hematoxylin 1 gm., acetic acid 2 c.c., water 100 c.c. Differentiate by Pal's method. This method is applicable when sections have been too long in alcohol. 12. *Vasale's Modification*. From alcohol the sections are transferred to a solution of hematoxylin 1 gm. to 100 c.c. of water, and decolorized by the aid of heat. After from 3 to 5 minutes they are put into a saturated, filtered solution of copper acetate and left for the same length of time, when they become black. They are washed in water and placed in a solution of borax 2 parts, potassium ferricyanid 2.5 parts, and water 300 parts, in which the degenerated areas, the cells, and the neuroglia become decolorized, the medullated fibers remaining dark. After decolorization, wash in water, dehydrate, clear, and mount. Counterstaining by picro-carmin or alum-carmin may be practised. 13. *Wolter's Modification*. 1. Stain sections in a solution of 2 gm. of hematoxylin in a little alcohol and 100 c.c. of 2 per cent. acetic acid at 45° C. for 24 hours. Dip them in Müller's fluid, and differentiate by Pal's method. This is an intense myelin stain; medullated fibers appear blue-black, ganglion-cells yellow, the ground light. Or, sections of tissue hardened in Müller's fluid and cut in celloidin are mordanted for 24 hours in a mixture of 2 parts of 10 per cent. vanadium chlorid and 8 parts of 8 per cent. aluminum acetate; then washed for 5 or 10 minutes in water, and stained in the foregoing solution of hematoxylin and differentiated with Weigert's decolorizing fluid. This is a myelin stain, with a splendid differentiation of the processes of Purkinje's cells. **Monti's Copper Method**. Small pieces of nervous tissue are hardened in a 2 or 3 per cent. solution of potassium bichromate or Müller's fluid until they are quite firm. They are then immersed in a mixture of equal parts of copper sulphate and Müller's fluid. A reaction takes place which stains the nerve-cells a reddish color in direct, or a blackish-yellow color in transmitted light. **Nerves and Nerve-cells in a Frog's Heart**. Find the sinus venosus, and ligate the inferior and two superior venæ cavæ opening into it; make an incision into one of the aortæ, and into it tie a fine, glass cannula. Inject normal saline solution to wash out the cavities of the heart. Distend the cavities with 2 per cent. gold chlorid 4 parts and formic acid 1 part, previously boiled together and cooled. Ligate the other aorta, adjust a ligature below the cannula, cut out the heart, and place it for from a ½ to 1 hour in 5 c.c. of the gold mixture. Open the auricles, wash the heart in water, and expose it to light in distilled water 50 c.c., containing 3 drops of acetic acid. Reduction of the gold takes place in from 3 to 4 days. Examine the auricular septum in glycerin, for pyramidal nerve-cells with straight and spiral nerve-processes. A 2 per cent. solution of osmic acid, used in place of the gold solution, brings the nerve-fibers into prominence. **Nigrosin Method**. For axis-cylinders. Stain sections for from 5 to 10 minutes in concentrated aqueous solution of nigrosin, decolorize in dilute, then in absolute alcohol, and clear in organum-oil. **Nikiforoff's Modification of Adamkiewicz's Method**. Harden in a chrome-salt and transfer directly to alcohol. Section, and place in alcohol. From the alcohol sections are brought for 24 hours into a concentrated aqueous solution of safranin, or anilin-water safranin, or in 5 per cent. carbolic acid and safranin. Differentiate in alcohol until the gray is distinguishable from the white

substance. Transfer to a 0.1 per cent gold-chlorid solution until the gray matter shows a violet tinge, wash carefully in water, place in absolute alcohol. When the rosy-violet of the gray substance forms a distinct contrast to the red medullary substance carry to clove-oil, then to xylol or toluol, and mount in balsam. **Nissl's Method.** Treat bichromate objects with 95 per cent. alcohol; then stain for 72 hours in an aqueous solution of Congo red, 5:400; wash out for from 5 to 10 minutes in 95 per cent. alcohol; treat for 6 hours with a 3 per cent. solution of nitric acid in alcohol; dehydrate for 5 minutes in alcohol, clear in clove-oil and mount in balsam. A specific stain for axis-cylinders. **Paladino's Method.** For axis-cylinders. Pieces not more than from 5 to 8 mm. in thickness, hardened in potassium bichromate, chromic acid, or corrosive sublimate, are put for two days into a large quantity (200 c.c. for each piece) of a 0.1 per cent. aqueous solution of palladium chlorid. Then place them for 24 hours in a 1 per cent. solution of potassium iodid, using a relatively small volume, or the palladium iodid formed in the tissues may be extracted. After from 1 to 2 hours, dehydrate and embed in paraffin by the chloroform method. Medulla, axis-cylinders, and cell-processes are stained brown. **Platner's Method.** Small, fresh nerves are fixed and hardened for several days in 1 part of ferric-chlorid solution and 3 or 4 of water or alcohol, washed out in water or alcohol until the washings no longer give the reaction for iron with potassium rhodanid, and stained for several days or weeks in a concentrated solution of dinitroso-resorcin in 75 per cent. alcohol; then dehydrated, embedded, and sectioned. A specific reaction for the neurokeratin network of medullated nerves is obtained by this method. **Rehm's Method.** For axis-cylinders. Stain sections for a few minutes in a concentrated aqueous solution of Congo red, wash in alcohol, treat for 10 minutes, until they become blue, with acid alcohol, clear with origanum-oil, and mount. This gives a clear axis-cylinder stain with considerable other detail. Or, alcohol-hardened sections may be stained for 1 or 2 days in a 0.5 per cent. aqueous solution of hematoxylin, washed out in an aqueous solution of lithium carbonate until no more color is given off, then dehydrated, and mounted. Counterstain for a few minutes in a 0.1 per cent. aqueous solution of Bismarck brown. Axis-cylinders, cells, and processes appear gray-black. **Sahli's Methods.** 1. Sections of nerve-tissue hardened in Müller's fluid are stained for a few minutes or hours in a liquid prepared as follows: Mix 24 parts of a saturated aqueous solution of methylene-blue, 16 parts of a 5 per cent. solution of borax, and 40 parts of water; let the mixture stand a day, and filter. Wash sections in water or alcohol until the gray matter can be distinguished from the white, clear in cedar-oil, mount in balsam. Nerve-tubes and nuclei of neuroglia appear blue, ganglion-cells greenish. Micrococci, if present, are stained. 2. Sections hardened as detailed, and washed for from 5 to 10 minutes in water, may be stained for several hours in a concentrated aqueous solution of methylene-blue. When they have acquired a deep-blue color, rinse in water, and stain for 5 minutes in a saturated, aqueous solution of acid fuchsin. Rinse in alcohol, and differentiate in a liberal quantity of water. The axis-cylinders appear red, the myelin-sheaths blue. A still finer differentiation is obtained by rinsing in alcohol containing from 0.1 to 1 per cent. of a potassium-hydroxid solution, and then differentiating in water. Clear with cedar-oil, mount in balsam dissolved in cedar-oil. **Schmaus' Method.** For axis-cylinders in the spinal cord. After hardening in Müller's fluid, stain sections for from 15 to 20 minutes in the following solution: sodium carminate 1 gm., uranium nitrate 0.5 gm., water 100 c.c., heat for half an hour,

and, when cold, filter. Wash out in water. Another stain that may be used is a 0.25 per cent. solution of English blue-black in 50 per cent. alcohol, to which a little picric acid has been added. **V. Thanhofer's Methods.** For multipolar nerve-cells. Press fresh tissue between two cover-glasses, separate these, and let them dry in air. Float them on a concentrated aqueous solution of methylene-blue for several hours. Wash in water, pass through alcohol and clearing fluid, or dry in air. Mount in balsam (that is not dissolved in chloroform). Or, place fresh tissue for 3 or 4 days in Landois' fluid; then stain in bulk for from 24 to 48 hours in equal parts of strong ammoniacal carmin and methylene-blue solutions. **Upson's Gold Methods.** 1. Harden the tissue in Müller's fluid for from 2 to 5 months; then wash in water, and place for 2 days in 50 per cent. and then for 2 months in 95 per cent. alcohol. Embed in celloidin, and treat the sections with 80 per cent. alcohol for a few days before staining. The section to be stained is first rinsed in water, then transferred to a 1 per cent. aqueous solution of gold chlorid for from 10 to 30 minutes, washed in water, immersed for  $\frac{1}{2}$  a minute in a 10 per cent. solution of sodium hydroxid, again washed in water, and then placed in a reducing fluid consisting of 5 c.c. of sulphurous acid, from 5 to 10 drops of a 5 per cent. tincture of iodine, and 1 drop of a 37 per cent. solution of ferric chlorid. When the sections assume a red color, they should be removed from this fluid, and washed, dehydrated, and mounted in the usual way. 2. Place the sections, soon after cutting, in a 1 per cent. gold-chlorid solution for  $\frac{1}{2}$  an hour; wash in water, and immerse for  $\frac{1}{2}$  a minute in a 15 per cent. solution of sodium hydroxid, to which add, at the time of using, a trace of chromic acid. Wash again, and place in a reducing fluid consisting of 15 drops of solution of stannic chlorid, 1 or 2 gm., in 30 c.c. of a 1 per cent. tincture of iodine, distilled water 3 c.c., 3 drops of a 5 per cent. solution of iron phosphate, and 3 c.c. of sulphurous acid. 3. For axis-cylinders and nerve-cells. Harden in the dark in a solution of potassium bichromate for 4 months, increasing the strength from 1 to 2.5 per cent. Wash and transfer to alcohol, increasing in strength from 50 to 95 per cent. Section, free or embedded, dehydrate, and put sections in a 1 per cent. gold-chlorid solution with 2 per cent. of hydrochloric acid added. Wash, transfer on filter-paper to 10 per cent. solution of potash 5 c.c., containing a trace of potassium ferricyanid. After  $\frac{1}{2}$  a minute, wash, and transfer to the following: sulphurous acid 5 c.c.; 3 per cent. tincture of iodine from 10 to 15 drops; mix, and add solution of ferric chlorid 1 drop. When the section has become rose-colored, wash, dehydrate, clear, and mount. 4. Sections made as detailed are placed in a 1 per cent. gold-chlorid solution 5 c.c., saturated solution of ammonium vanadate 10 drops, hydrochloric acid 3 drops. Remove after 2 hours' immersion, wash in distilled water, and place for from  $\frac{1}{2}$  to 1 minute in a mixture of a 10 per cent. caustic-potash solution 5 drops, 10 per cent. potassium-permanganate solution 10 drops, and a trace of ammonium vanadate; rinse in distilled water, and treat until they become red with the following freshly prepared reducing mixture: 3 per cent. tincture of iodine to which has been added 15 drops of tin chlorid, 3 c.c. of distilled water, from 3 to 5 drops of a saturated solution of iron phosphate, and sulphurous acid 3 c.c. A precipitate will be thrown down when these solutions are mixed, and at the instant that this occurs the sections should be put into it. The remaining treatment is as in the other methods. **Van Gieson's Picro-acid-fuchsin Method.** Harden small pieces of nerve-tissue in Müller's fluid or alcohol, or both, and embed in celloidin.



The sections are stained rather deeply in Delafield's hematoxylin, washed in water, and then placed for a few minutes in a solution of picric acid and acid fuchsin, made by adding to a saturated aqueous solution of picric acid a saturated aqueous solution of Grüber's acid fuchsin, drop by drop, until a garnet color appears; they are again washed in water, then dehydrated in alcohol, cleared in oil of origanum, and mounted in balsam. The ganglion-cells, neuroglia, blood-vessels, and sclerosed areas are stained garnet, the axis-cylinders red, and the myelin yellow. This stain is well adapted to all tissues in which picrocarmin is used. **Weigert's Method.** This method depends on the production in the tissues of a chromium or copper lake, in consequence of which hematoxylin acquires the property of staining the myelin of nerves in a specific way. The steps of the process are as follows: The tissue is hardened in Müller's or Erlicki's fluid, and, when it has acquired a brown coloration, is embedded by infiltration with celloidin, and placed for 1 or 2 days in a saturated solution of neutral copper acetate diluted with 1 volume of water and kept at the temperature of an incubating oven. In this the tissue becomes green and the celloidin bluish-green, and the change of color indicates that the mordantage is complete. Preserve in 80 per cent. alcohol. Stain sections in Weigert's hematoxylin (see *Staining Reagents*). The time required varies according to the tissue: for the spinal cord and the medullary layers of the brain 2 hours, for the cortical layers of the brain 24 hours; rinse in water, and differentiate in a solution of borax 2 parts, potassium ferricyanid 2.5 parts, water 200 parts,  $\frac{1}{2}$  to several hours being necessary. Wash in water, dehydrate, and mount in balsam. The nuclei may be demonstrated by previous staining in alum-carmin. **Weigert's New Method.** See *Weigert's Method without Decolorizing*. **Weigert's Method without Decolorizing.** Tissues hardened in Müller's fluid and alcohol are embedded in celloidin, and then put into a mixture of equal parts of a 10 per cent. solution of sodium-potassium tartrate and a cold saturated solution of copper acetate, which is kept at from 38° to 40° C. They are next placed in a half-saturated solution of copper acetate at the same temperature for 48 hours. The blocks, rinsed in water, may be kept in 80 per cent. alcohol and cut at any time. The staining fluid is composed of 1 part of an alcoholic hematoxylin solution (1 to 10), and 9 parts of a saturated solution of lithium carbonate; this fluid is to be freshly made. Stain for from 4 to 12 hours; wash, dehydrate in 90 per cent. alcohol, and clear in anilin-xylol (2 to 1), then in pure xylol, and mount in xylol-balsam. The advantage of the method is the clearness with which the fine medullated fibers are distinguished from the cells and other parts, and it is less tedious than the old method. **Wolters' Method.** Harden either peripheral or central nervous tissue in Kultschitzky's fluid, and follow by alcohol. Embed in celloidin or paraffin. Mordant sections 24 hours in the vanadium-chlorid and aluminum-acetate mixture used in Wolters' modification of Weigert's method; wash for 10 minutes in water and stain for 24 hours in the hematoxylin solution used in Wolters' modification of Weigert's method. Wash out in acid alcohol until the sections acquire a light blue-red color. Remove the acid in pure alcohol, dehydrate, clear in oil of origanum, and mount. Besides the axis-cylinders, which are sharply stained, all the tissue-elements are colored. **Ziehen's Method.** Pieces of nerve-tissue are put for 5 weeks in a mixture of equal parts of 1 per cent. solutions of gold chlorid and corrosive sublimate. The sections are put in 0.25 per cent. solution of iodine. The nerve-fibers, medullated and non-medullated, the nerve-cells, and the neuroglia-cells are colored blue.

## STAINING REAGENTS.

The stains employed in microscopic anatomy (histology) are divided into two groups, according to their selective action on the tissues: the histologic, or plasmatic stains, and the cytologic, or nuclear stains. The substances chiefly used are the coal-tar or anilin dyes, carmin, hematoxylin, gold and silver. I. ANILIN STAINS. These are classified by Ebrlich as acid, basic, and neutral. The basic dyes are excellent nuclear stains, and are most used. Some of them have special affinities for certain tissues, and are of the utmost value in bacteriologic research. They are further classified as plasmatic stains, and, according to the method of staining, as *direct* and *indirect* nuclear stains. The *indirect*, or "**Flemming**" Method, which is suitable only for sections, consists in overstaining all the tissue-elements in a strong solution of the dye, and then decolorizing. As the nuclei have the strongest affinity for these stains, they resist the washing-out process longest, and still retain the color when it has been yielded up by the ground-substance. The washing-out is usually done in alcohol, but in some instances may be effected by staining with another anilin, which displaces the first in the ground-substance; this process is known as **substitution**. The initials attached to the names of anilin dyes indicate a certain tint of a color and its depth or intensity; as, cyanin B, which means cyanin of a peculiar shade of blue, cyanin BB meaning a deeper shade of the same blue, and so on. The initials may also signify chemic change; as, fuchsin S, which denotes sulphonation of the dye. **Acid Fuchsin.** A diffuse stain, having a special affinity for axis-cylinders. A solution of 2 gm. in 40 c.c. of 90 per cent. alcohol and 160 c.c. of distilled water is employed. Wash out in 90 per cent. alcohol. Weigert stains sections of tissue hardened in Müller's fluid in a saturated aqueous solution of acid fuchsin for from 1 to 24 hours, then rinses them quickly in water, immerses for a few minutes in a saturated solution of potassium hydroxid 1 part, alcohol 10 parts. Wash thoroughly to remove the alkali, dehydrate, clear, and mount. This process differentiates the finer nerve-fibrils in the spinal cord. **Acid Rubin.** See *Acid Fuchsin*. **Anilin Blue-black.** See *Nigrosin*. **Anilin Brown.** Sections are stained in a saturated solution of anilin brown in equal parts of water and glycerin, and washed and preserved in glycerin. This stain is used especially in microphotography. **Anilin Red.** See *Fuchsin*. **Artificial Indigo.** See *Nigrosin*. **Bengalin.** See *Nigrosin*. **Benzopurpurin.** A dark-red, plasmatic stain, affording a good contrast to hematoxylin and other blue nuclear stains. Sections are stained for from 2 to 5 minutes in a solution containing 0.25 gm. of purpurin to 20 c.c. of 90 per cent. alcohol and 80 c.c. of distilled water. **Bismarck Brown.** A direct and indirect nuclear stain. A solution of 0.5 gm. in 20 c.c. of 90 per cent. alcohol and 80 c.c. of distilled water gives a good nuclear stain. The addition of carbolic acid is advised. This dye has also the property of staining certain cellular elements during life. **Blackley Blue.** See *Nigrosin*. **Chromotrop.** See, under *Cytologic Methods*, *Watake's Method for Differentiating Sexual Cells*. **Congo Red.** An acid stain used in the study of the central nervous system. Stain for 2 or 3 minutes in a 2 per cent. aqueous solution. **Corallin.** See *Fuchsin*. **Cyanin (Quinolein Blue).** A plasmatic dye. It stains fatty matters a deep-blue, other tissues a pale-blue. Dissolve 1 gm. in 90 per cent. alcohol, and then dilute with water. A weak solution should be used; a very weak solution, 1:500,000, in the medium that constitutes the native habitat of the organism, stains *Infusoria intra vitam*. **Dahlia-violet.** A nuclear stain, recom-

mended for demonstrating the granules in Ehrlich's *Mastzellen*. Tissues hardened in alcohol are stained for several hours in a solution of dahlia-violet 2 gm., in 90 per cent. alcohol 25 c.c., distilled water 70 c.c., glacial acetic acid 5 c.c. Wash in alcohol until nearly colorless. **Deltapurpurin**. See *Benzopurpurin*. **Dinitroso-resorcin**. See *Staining of Nerve-tissue, Platner's Method*. **Eosin**. Stains rapidly and gives a beautiful, diffuse, rosy hue. It is one of the best contrast-stains with hematoxylin. Make a 5 per cent. aqueous solution, and dilute as required. It is also a specific stain for red blood-corpuscles (to which it gives a copper color), for certain leukocytes, and for the giant-cells of leprosy and tubercle. **Erythrosin**. See *Eosin*. **Fuchsin**. Dissolve 1 gm. of fuchsin in 15 c.c. of distilled water, and 50 c.c. of 90 per cent. alcohol, and add 100 c.c. of glycerin. This solution is used for staining blood-corpuscles. *Carbol-fuchsin*: fuchsin 1 gm., carboic acid 5 gm., alcohol 10 gm., distilled water 100 gm. **Gentian-violet**. A nuclear stain, prepared by dissolving 0.5 gm. of the dye in 80 c.c. of distilled water, 20 c.c. of 90 per cent. alcohol, and glacial acetic acid 1 c.c. Stains in 5 minutes. Dissolved in indifferent media it may be used for staining *intra vitam*, and in acid solutions colors the nuclei of fresh tissues. It may be used according to Gram's method. **Hoffmann's Blue**. A nuclear stain for sieve areas. Dissolve 1 gm. of Hoffmann's blue in 20 c.c. of 90 per cent. alcohol and 80 c.c. of distilled water, and add 0.5 c.c. of glacial acetic acid. Let sections remain in the solution for about 10 minutes. **Indulin**. See *Nigrosin*. **Iodin-green**. See *Methyl-green*. **Magenta**. See *Fuchsin*. **Manchester Brown**. See *Bismarck Brown*. **Metanil-yellow**. A plasmatic stain with a special affinity for connective tissues. It is also used to differentiate certain preparations (Griesbach). **Methylene-blue**. An important reagent, which gives a specific stain for lymph-spaces and intercellular cement, closely resembling gold and silver impregnation, for medullated nerves, and for plasma-cells. It also stains *intra vitam*, and is a specific reagent for the axis-cylinders of sensory nerves in living animals (Ehrlich). Small and permeable aquatic organisms may be stained during life by adding to the water containing them enough of the dye to give it a very pale tint. Nerve-tissue may be stained by injecting the dye into the vascular system of a living, narcotized animal, or by removing the organ and immersing it in the solution. From one-half to 1 per cent. solutions in physiologic salt-solution are employed for this purpose. The color is not permanent, but may be fixed by ammonium picrate. Parker fixes the color by dehydrating in a solution of mercuric chlorid, 1 gm., in methylal 5 c.c.; washing in a mixture of 2 parts of the methylal and sublimate solution, 1 part pure methylal, 3 parts xylol. The object is then placed in xylol for 4 or 5 days, when it is ready to mount or embed. Mayer's albumen should not be used to fix sections to the slide, as it discharges the color. A solution of 0.25 gm. in 90 per cent. alcohol, 20 c.c., and distilled water, 80 c.c., is used for tissue-staining. One per cent. and saturated alcoholic (15 gms. to 100 c.c.) solutions are used for staining micro-organisms. **Dogiel's Methylene-blue and Ammonium Picrate**. Stain for 10 minutes in a 4 per cent. solution of methylene-blue in normal salt-solution; soak for ½ an hour or more in a saturated solution of ammonium picrate, wash in fresh ammonium picrate, and examine in dilute glycerin. This process is used to demonstrate epithelia and lymph-spaces, and has the effect of negative impregnation with silver nitrate. A positive image is obtained by a short bath in the stain, a negative image by from 15 to 30 minutes' immersion. Striking

images of the cruciform figures in the nodes of Ranvier in medullated nerves are obtained by this reagent (S. Mayer). **Methyl-green**. This is chiefly used as a nuclear stain for fresh or recently fixed tissues; it is also a reagent for amyloid degeneration (Heschl), giving a violet color. Use 0.5 gm. of methyl-green in 20 c.c. of 90 per cent. alcohol, 80 c.c. of distilled water, and 1 c.c. of acetic acid. Stain the tissue for 5 minutes, wash in acidulated water, differentiate in 90 per cent. alcohol, and dehydrate. The nuclein reaction depends on the presence of the acetic acid. Arnold recommends a dilute solution of methyl-green containing 0.6 per cent. sodium chlorid for staining cells and nuclei. Bizzozzero has observed that the elements of blood and pus, also ciliated epithelium and spermatozoa, do not stain with methyl-green if the cells are highly alkaline; if the alkalinity is diminished they are dyed violet; if the cells are acid, they are colored green. Carnoy regards methyl-green as the best stain for nucleoli. **Methyl-violet**. A good chromatin stain. Dissolve 0.5 gm. in 200 c.c. of distilled water and 5 c.c. of glacial acetic acid. Stain sections for 20 minutes, wash in distilled water, and then in equal parts of glycerin and water. Mount in Farrant's medium. This is also a reagent for tissues undergoing amyloid degeneration. The amyloid substance stains pink. **Naphthylamin-brown**. See *Staining of Nerve-tissue, Kaiser's Method*. **Nigrosin** (*Anilin Blue-black*). A plasmatic stain having a special affinity for ganglion-cells, and much used in the study of the central nervous system. Dissolve 2 gm. in 100 c.c. of distilled water, and stain sections for from 10 to 15 minutes. **Orange**. A plasmatic dye used for counter-staining. Dissolve 2 gm. in 20 c.c. of 90 per cent. alcohol and 80 c.c. of water. Stain for 10 minutes and wash out in alcohol. **Phenylene-brown**. See *Bismarck Brown*. **Quino-lein**. See *Cyanin*. **Rubin, Rosein**. See *Fuchsin*. **Rosanilin Acetate, Sulphate, and Hydrochlorate**. See *Fuchsin*. **Rose-bengal**. Take of rose-bengal 1 gm., 90 per cent. alcohol 20 c.c., and distilled water 80 c.c. This solution is especially useful for demonstrating the beginning of amyloid degeneration; it stains the tissues bright-red. It is also recommended for staining the spinal cord and as a contrast-stain. **Safranin**. *Pflüger's formula*: safranin (Grübler's) 1 part, absolute alcohol 100 parts, water 200 parts. *Flemming* uses a concentrated alcoholic solution diluted ½ with water. *Babes' formula*: (a) equal parts of a concentrated alcoholic and a concentrated aqueous solution; (b) water 100 parts, anilin-oil 2 parts, safranin in excess. The latter may be used according to the method of Gram, and is recommended for the demonstration of mitotic figures. **Solferino**. See *Fuchsin*. **Spiller's Purple**. Rub up in a mortar 2 gm. of Spiller's purple, No. 1, with 10 c.c. of alcohol, and add 100 c.c. of distilled water. It is used as a double stain, and for the fibrin in coagulated blood. If the section is to be mounted in balsam, use cedar-oil to clarify it. **Vesuvium**. See *Bismarck Brown*. **Victoria Blue**. A beautiful nuclear stain. Use a saturated aqueous solution, or 0.25 gm., in 20 c.c. of 90 per cent. alcohol and 80 c.c. of distilled water. Chromatin and nucleoli are stained blue, cytoplasm greenish-blue, or not at all. As clove-oil washes out the color, clear in cedar-oil. This stain has a special affinity for elastic fibers; fixation in Flemming's fluid or other chrom-osmium mixture is necessary to secure this reaction. II. **CARMIN AND COCHINEAL**. These dyes give nuclear reactions, and are chiefly used for staining in the mass. **Acetic-acid Carmin**. To boiling 45 per cent. acetic acid add carmin until no more will dissolve, and filter. For use, dilute to 1 per cent. The concentrated



solution fixes and stains at the same time, and is a valuable reagent for the study of fresh objects. It is a pure nuclear stain. **Acetic-acid Alum-carmin.** Boil an excess of carmin in a saturated potash-alum solution; when cool, add 10 per cent. of glacial acetic acid, and filter after several days. For use, add enough of the filtrate to distilled water to give it a deep-rose tint, stain for from 24 to 48 hours, and wash for 2 hours in distilled water. Dehydrate in alcohol. This solution has great penetration, and stains the deeper tissue-layers as admirably as the more superficial ones. **Beale's Carmin.** Dissolve 0.6 gm. of carmin in 2 c.c. of strong ammonia; boil for a few seconds, and stand aside uncovered for an hour, or until the excess of ammonia has evaporated. Then add 60 c.c. each of glycerin and water and 15 c.c. of alcohol; filter, stand aside to settle, and decant. **Csokor's Alum-cochineal.** A nuclear and diffuse stain. Nuclei are stained violet, and other tissues different tones of red. It is composed of powdered cochineal 1 gm., and calcined alum 1 gm., water 100 c.c., carbolic acid 0.5 c.c. **Delage's Osmium-carmin** has the staining properties of carmin and the fixing properties of osmium, and so stains and fixes tissues at the same time. It is prepared by evaporating on a water-bath a strong ammonium-carmin, until red clouds on its surface indicate that the excess of ammonia has disappeared; and when cool, adding an equal volume of a 1 per cent. solution of osmic acid. Filter under a bell-jar. As the reagent soon loses its fixing properties, the acid and carmin should be mixed at the time of using. It is said to rival gold chlorid in bringing out the more minute tissue-elements. **De la Rue's Cochineal.** Exhaust cochineal in boiling water, precipitate the extract with lead acetate slightly acidulated with acetic acid, being careful not to use an excess of the lead. Wash the precipitate with distilled water until the wash-water ceases to give a precipitate with mercuric chlorid; then decompose it with hydrogen sulphid, filter, and evaporate the filtrate to a syrupy consistence on a water-bath. Dry, and exhaust the dark-purple product with alcohol, which dissolves out the carminic acid. **Frey's Carmin.** Dissolve in 30 c.c. of distilled water 0.3 gm. of carmin, adding ammonia, drop by drop, until the solution is complete. Then add 30 c.c. of glycerin and 4 c.c. of alcohol; shake, and keep in a stoppered bottle. **Grenacher's Alcoholic Borax-carmin.** Dissolve 4 gm. of borax in 100 c.c. of distilled water; add 3 gm. of carmin, warm, and dilute with 100 c.c. of 70 per cent. alcohol. Filter before using, and transfer the tissue from the stain directly into alcohol acidulated with from 4 to 6 drops of hydrochloric acid, in which it should remain until it acquires a bright, transparent appearance. This solution is used for staining in bulk, and gives a splendid color. **Grenacher's Alum-carmin.** Dissolve 5 gms. of ammonium-alum in 100 c.c. of distilled water, adding 1 gm. of carmin, cooling, filtering, and bringing up to 100 c.c. by adding water. This solution is not suitable for calcareous structures, but is otherwise an admirable reagent. **Grenacher's Borax-carmin.** Heat to boiling carmin 0.5 gm., borax 2 gm. in 100 c.c. of distilled water, and while hot add, drop by drop, about 17 c.c. of acetic acid, or until the color turns from purple to red. After 24 hours decant, filter, and add 0.5 c.c. of carbolic acid. **Hamann's Acid Carmin.** Dissolve 30 gm. of carmin in 200 c.c. of strong ammonia; add acetic acid until the fluid becomes neutral, or is only slightly acid. Allow it to stand for from 2 to 5 weeks, and filter. **Haug's Alum Borax-carmin.** Take 1 gm. each of carmin and borax, 2 gm. of ammonium-alum, pulverize, and add 100 c.c. of liquor aluminis acetatis and boil for  $\frac{1}{2}$  an hour; decant, and filter after 24 hours. The solution is ready

for use in 1 week. **Haug's Ammonium Lithium-carmin.** A permanent solution, recommended for preparations which stain with difficulty. Pulverize and boil in 100 c.c. of water, carmin 1 gm. and ammonium chlorid 2 gm.; after cooling add from 0.3 to 0.5 gm. of lithium carbonate and, drop by drop, from 15 to 20 c.c. of a strong solution of ammonia. This solution stains in from 1 to 3 minutes, and gives a gorgeous strawberry-red color. Differentiate in acid alcohol, and follow with absolute alcohol. **Heidenhain's Neutral Carmin.** Dissolve 1 gm. of carmin in 3 c.c. of ammonia, and add 96 c.c. each of glycerin and water. Heat on a water-bath until the excess of ammonia is driven off, or neutralize with acetic acid. **Henneguy's Acetic-acid Alum-carmin.** Boil an excess of carmin in a saturated solution of potassium-alum, and when cool add 10 per cent. of glacial acetic acid, and leave the mixture to settle for several days; then remove the sediment by filtration, and for use add enough of the solution to distilled water to produce a deep-rose tint. Stain for from 24 to 48 hours, and wash for 2 hours in distilled water. **Hoyer's Alcoholic Carmin.** Heat the carmin in a retort with alcohol, acidulated with sulphuric acid, until dissolved; filter, and dilute freely with water. As long as a rose-red precipitate forms, add lead acetate to the filtrate. As soon as the precipitate is violet, filter, and add to the filtrate lead acetate as long as the violet precipitate forms; collect it on a filter, wash, and dry it. Suspend it in a small quantity of strong alcohol, add alcohol strongly acidulated with sulphuric acid until the violet precipitate loses its color and becomes intensely red. Filter. Two drops of the filtrate added to a watch-glass of alcohol make a strong stain. **Hoyer's Ammonium-carmin.** Dissolve 1 gm. of carmin in from 1 to 2 c.c. of strong ammonia and from 6 to 8 c.c. of water. Heat in a glass vessel on a sand-bath until the large bubbles become small, and the purplish color turns to bright-red, showing that the free ammonia has evaporated. Allow the solution to cool and settle, saving the bright-red deposit for use again, and add chloral to the neutral, dark fluid, which will keep well. **Hoyer's Neutral Carmin.** Dilute ammonium-carmin with from 4 to 6 times its volume of strong alcohol; collect the scarlet-red precipitate which forms on a filter, wash and dry it. Dissolve this powder in a solution of neutral ammonium picrate. **Mayer's Aluminum Carminate.** Carminic acid 1 gm., aluminum chlorid 3 gm., water 200 c.c., and a few crystals of thymol. Gives a blue-violet color, and is a good substitute for alum-carmin when the use of alum is contra-indicated. **Mayer's Cochineal.** A nuclear stain, which is red or blue according to the reaction of the tissues, which should previously have been hardened in 70 per cent. alcohol. Take 1 gm. of coarsely powdered cochineal and 10 c.c. of 70 per cent. alcohol; digest for several days and filter. Let the tissues stain, according to size, for from 15 minutes to several days, wash in 70 per cent. alcohol, follow by acid alcohol for a light yellowish-red stain, or by alkaline water for a deep purple-red. *New formula:* Pulverize in a mortar, 5 gm. of cochineal, mix with 5 gm. of calcium chlorid and 0.5 gm. of aluminum chlorid, add 8 drops of nitric acid (sp. gr. 1.20) and 100 c.c. of 50 per cent. alcohol; heat to the boiling-point. Let the mixture stand a number of days, shake it frequently, and finally filter. The objects must be treated with 50 per cent. alcohol before and after staining. **Mayer's Carmalum.** Take 1 gm. of carminic acid, 10 gm. of alum, and 200 c.c. of distilled water, heat the mixture, and filter, adding an antiseptic to keep it clear. The fluid is light-red in color, shading toward violet, and is said to have good penetrating powers, even in osmium preparations, and

to be better than alum-carmin for staining *in toto*. **Mayer's Paracarmine.** Dissolve carminic acid 1 gm., aluminum chlorid 0.5 gm., calcium chlorid 4 gm. in 100 c.c. of 70 per cent. alcohol, with or without heat. Filter, after precipitation, and the solution will have a clear-red color. Suitable for staining bulky objects with large cavities, such as *Salpa*. **Orth's Carmin Stains.** *Lithium-carmin.* Digest 2.5 gm. of carmin in 97.5 c.c. of a saturated solution of lithium carbonate and filter. The stain is diffuse, but on treatment with acid alcohol becomes restricted to the nuclei. Tissues refusing to stain in any other medium do so in this fluid. *Picrolithium-carmin* consists of 1 part of lithium carmin and 2 or 3 parts of a saturated solution of picric acid. After staining, wash out in acid alcohol. **Partsch's Cochineal Alum-carmin.** Boil powdered cochineal in 5 per cent. alum solution, filter, and add a little salicylic acid as a preservative. This is said to give more delicate differentiation than other alum-carmins. **Partsch-Grenacher's Alum-carmin.** A nuclear stain, prepared as follows: Boil for 15 minutes 2 gm. of pure carmin, No. 40, and 5 gm. of ammonium-alum in 200 c.c. of distilled water. Cool, filter, and add 2 c.c. of carbolic acid. **Ranvier's Carmin.** This is composed of carmin 1 gm., ammonia 1 c.c., water 100 c.c. Rub up the carmin in a mortar with a little water and add the ammonia. When the carmin is all dissolved add the rest of the water. If there is an excess of ammonia, heat the solution until the carmin begins to precipitate. **Reeves' (J. E.) Borax-carmin.** A nuclear stain, consisting of the best No. 40 carmin 4 gm., pulverized borax 8 gm., and carbolized water, 2 per cent., 120 c.c. Heat in a porcelain vessel to boiling, and, when cool, filter. Stains in from 1 minute to  $\frac{1}{2}$  an hour, according to the character of the tissue. A decolorizing and differentiating fluid composed of pure hydrochloric acid 10 c.c., 70 per cent. alcohol 105 c.c., may be used with this stain. After immersion in this fluid the section must be well washed with water, to remove the acid, and if desired it may now be double-stained in a weak, aqueous solution of sodium sulph-indigotate. **Rollet's Acid Carmin.** Boil pulverized carmin in dilute sulphuric acid, filter off the red precipitate, and dissolve in water for use. **Schneider's Acid Carmin.** Boil pulverized carmin in 45 per cent. acetic acid until no more will dissolve, filter, and dilute to 1 per cent. for use. **Schweigger-Seidel's Acid Carmin.** Add an excess of acetic acid to ammonium-carmin, and filter. **Sodium Carminate.** See *Staining of Nerve-tissue, Schmaus' Method*. III. HEMATOXYLIN AND HEMATEIN. Solutions of these substances are used for staining sections, and also tissues, *in toto*, especially such as have been fixed in chromium and osmium fluids. **Böhmer's Hematoxylin.** A valuable nuclear stain. Dissolve 1 gm. of hematoxylin in 100 c.c. of absolute alcohol. Make a second solution of 5 gm. of alum in 100 c.c. of distilled water. Add the first solution, drop by drop, to the second, until a deep-violet color is obtained. Let the mixture stand in an open vessel, exposed to the light, for several days. Filter, and add a little thymol to the filtrate. **Cook's (Alleyer) Hematoxylin.** An alum-hematoxylin containing copper sulphate. Reduce in a mortar 6 grams each of extract of logwood and alum and 1 gram of copper sulphate, and dissolve in 40 c.c. of water. Filter after 2 days, and add a crystal of thymol to the filtrate. **Cuccati's Iodin-hematoxylin.** Dissolve 25 gm. of chemically pure potassium iodid in 25 c.c. of distilled water. Pour this solution, slowly and with constant agitation, into 75 c.c. of absolute alcohol, and keep in a well-stoppered bottle. Rub up in a mortar 75 cg. of crystallized hem-

atoxylin with 6 gm. of chemically pure, neutral potash-alum, and add 3 c.c. of the iodine-solution; keep the mixture agitated, and gradually add the remainder of the solution. Shake for some time, to dissolve the alum, stand aside for from 10 to 15 hours, shake again, filter, and preserve in a tightly stoppered bottle. Objects should be left in the liquid for 10 hours, then washed, dehydrated, and mounted. The solution is said to be a pure chromatin stain. **Delafeld's Hematoxylin.** An excellent nuclear stain. Dissolve 4 gm. of hematoxylin in 25 c.c. of absolute alcohol, and add 400 c.c. of a saturated, aqueous solution of ammonium-alum. Expose to light and air for 3 or 4 days; filter; add to the filtrate 100 c.c. each of glycerin and methyl-alcohol. **Ehrlich's Acid Hematoxylin.** Used for staining sections and in the mass. Dissolve 1 gm. of hematoxylin in 30 c.c. of alcohol, and add 50 c.c. each of glycerin and water, alum in excess, and 4 c.c. of glacial acetic acid. Let the mixture ripen in the light until it acquires a deep-red color. Objects stained in it should be washed in undistilled water. **Ehrlich's Ammoniated Hematoxylin.** Dissolve 2 gm. of hematoxylin and 0.4 gm. of ammonium carbonate in 80 c.c. of 90 per cent. alcohol. Expose in an evaporating dish for 24 hours, warm, and bring up to 40 c.c. by adding 50 per cent. alcohol, and then add 2 gm. of ammonium-alum, 80 c.c. of distilled water, 100 c.c. of glycerin, and 10 c.c. of acetic acid. Dilute 1:10 for use. **Gage's Hematoxylin.** Boil 7.5 gm. of alum in 200 c.c. of distilled water for about 5 minutes; when cool, add enough freshly boiled distilled water to make up the loss by evaporation; add 4 gm. of chloral, and then 0.1 gm. of hematoxylin dissolved in 10 c.c. of 95 per cent. alcohol. Let the mixture ripen for a week. It stains sections in from 1 to 5 minutes, and if too concentrated may be diluted with freshly distilled water. This solution does not readily deteriorate. **Hamilton's Hematoxylin.** A rapid and strong nuclear stain of the following composition: hematoxylin 12 gm., ammonium-alum 50 gm., glycerin 65 c.c., distilled water 130 c.c., carbolic acid 5 c.c. Heat the mixture to boiling before adding the carbolic acid, and expose to sunlight for 1 month. **Haug's Hematoxylin.** A nuclear stain, giving good results with nervous tissue. Dissolve 1 gm. of hematoxylin in 10 c.c. of absolute alcohol, and add to 200 c.c. of an aqueous solution of aluminum acetate. Let the solution ripen until the violet-black hue becomes brown-black. After staining, treat the sections with acid alcohol, and wash in water until they appear blue. **Heidenhain's Hematoxylin.** Place the object to be stained in a 33 per cent. solution of hematoxylin in distilled water for from 12 to 24 hours, and then for the same length of time in a 0.5 per cent. solution of neutral potassium chromate, and wash out the excess of this with water, treating further as desired. The stain is clear, from black to gray in color, rich in detail, and adapted to staining in mass, and has the advantage that objects can be decolorized to any extent by prolonging the washing in the chromate. If instead of this a 1 per cent. alum solution be used, the stain will be blue. *Apáthy's Modification.* Make a 1 per cent. solution of hematoxylin in 70 or 80 per cent. alcohol. After staining, wash out in a 1 per cent. solution of potassium bichromate in from 70 to 80 per cent. alcohol. The mixture should be made freshly and kept in the dark while using, as should also the objects while being washed, and they should be finished by washing in several changes of 70 per cent. alcohol. **Iron Hematoxylin.** Sections are treated with a weak aqueous solution of ferric acetate, washed in water, and stained in 0.5 per cent. aqueous solution of hematoxylin. A blue-black or black-brown stain is obtained. This pro-



cess is recommended by Bütschli for staining sections of protozoa  $1\ \mu$  thick. Another method is as follows: Treat sections for from  $\frac{1}{2}$  an hour to 2 or 3 hours with from a 1.5 to a 4 per cent. solution of ferric-ammonium sulphate; wash in water, and stain for from 1 to 12 hours in an aqueous solution of hematoxylin, about 0.5 per cent. Rinse with water and treat again with the iron solution. As soon as differentiation is complete, wash for 15 minutes in running water, and mount. The results vary according to the duration of the treatment with the iron and hematoxylin solutions; short baths give a blue preparation, in which the nuclear structures are highly differentiated; prolonged baths give black preparations, showing connective-tissue fibers and red blood-corpuscles black, central and polar bodies intensely black, cytoplasm sometimes colorless, sometimes gray, in which case cell-plates and achromatic spindle-fibers are stained. Micro-organisms are sharply stained. **Kleinenberg's Hematoxylin.** Adapted to staining in the mass. Make a saturated solution of calcium chlorid in 70 per cent. alcohol. Shake it, and let it stand; decant, and add alum in excess; shake again, and, after a day or two, filter. To 1 volume of the filtrate add 8 volumes of a saturated solution of alum in 70 per cent. alcohol; to this mixture add, drop by drop, a saturated solution of hematoxylin in absolute alcohol, until a purple color appears. It becomes darker in time and on exposure to light. It should be prepared some months before it is wanted. **Mallory's Phosphomolybdic-acid Hematoxylin.** Ten per cent. solution of phospho-molybdic acid 1 part, hematoxylin 1 part, water 100 parts, chloral from 6 to 10 parts. Expose to sunlight for a week. Filter before using, and save the used portions. Stain sections for from 10 minutes to an hour, wash in 40 to 50 per cent. alcohol, changing it 2 or 3 times. Dehydrate and mount. If the solution does not stain readily, add a little hematoxylin. The stain is blue, and in its general effect similar to nigrosin. It is recommended for preparations of the central nervous system. **Mayer's Ammonium-nitrate Hematein.** Hemalum 10 c.c., 70 per cent. alcohol 10 c.c., ammonium nitrate 5 gm. Dissolve, let the solution stand until the excess of alum crystallizes out, 12 to 24 hours, and filter. Useful for staining small objects *in toto*. **Mayer's Hemalum.** An excellent stain for large objects. It consists of two solutions; one of hematein, or ammonium-hematein, 1 gm., dissolved by the aid of heat in 50 c.c. of 90 per cent. alcohol; the other of alum 50 grams and distilled water 1 liter. The solutions are mixed, left to cool, and then filtered. A crystal of thymol may be added to prevent the formation of mold. For most purposes it is advisable to dilute this stain with water or alum-solution. Hemalum plus 2 per cent. glacial acetic acid gives a more precise nuclear stain. **Mayer's Hemacalcium.** Rub together in a mortar, very thoroughly, 1 gm. each of hematein or ammonium-hematein and aluminum chlorid, and dissolve in 600 c.c. of 70 per cent. alcohol, to which 10 c.c. of glacial acetic acid have been added; then add 50 grams of calcium chlorid. The color of the fluid is reddish-violet. Objects overstained in it are treated with a 2 per cent. alcoholic solution of aluminum chlorid or from a  $\frac{1}{2}$  to a 1 per cent. solution of sodium or potassium acetate in absolute alcohol. Clearing with bergamot-oil or clove-oil causes early fading. **Reeves' (J.E.) Hematoxylin.** To one part of 5 or 10 c.c. of 5 per cent. carbolyzed water add enough sodium sulphindigotate to produce a deep bluish-green color, and 7 parts of Delafield's hematoxylin. The mixing should be done at the time of using. After staining, which requires from  $\frac{1}{2}$  to 1 hour or more, immerse the section in water acidulated with a few drops of nitric acid, and allow it to remain until it shows a clear, deep, sky-blue color; wash

in water and dehydrate for 20 minutes in alcohol. This stain differentiates the inclusions in carcinoma-cells—chromatin, parasites, etc. **Renaut's Glycerin-hematoxylin.** To a saturated solution of alum in glycerin add, drop by drop, a saturated alcoholic solution of hematoxylin until the mixture has a deep color. Expose to light and air for several weeks, and then filter. Sections may be mounted in the stain. **Sanfelice's Iodin-hematoxylin.** Useful for staining in the mass. Make a solution of hematoxylin, 0.7 gm. in absolute alcohol 20 c.c., and pour it, drop by drop, into a solution of alum 0.2 gm. and distilled water 60 c.c. Let the mixture stand exposed to the light for 3 or 4 days; then add 10 to 15 drops of tincture of iodine, shake, and let it stand again for 3 or 4 days. Tissues are immersed in this fluid for from 12 to 24 hours, and then transferred for 24 hours to 90 per cent. alcohol acidulated with acetic acid. **Weigert's Hematoxylin.** See *Staining of Nerve-tissue, Weigert's Method*. After using, this stain may be regenerated as follows: Add about 5 per cent. of baryta-water, shake it well, and let it stand for 24 hours; then pass carbon dioxide through it, let it stand another 24 hours, and filter (*Fanny Berlinerblau*). **IV. METALLIC STAINS.** These are chiefly used in the study of epithelial, connective, and nervous tissues, for which they exhibit a remarkable selectivity. The results obtained vary according to the method of impregnation, a *negative* or primary impregnation coloring the intercellular substance, leaving the cells colorless; a *positive* or secondary impregnation staining the cells and not the intercellular spaces. **Ferric Chlorid.** After impregnation in a solution of ferric chlorid, reduction is effected in tannic, gallic, or pyrogallic acid (*Polaillon*). Another method is to fix the preparation in the iron-solution and then treat for 24 hours with alcohol containing a trace of gallic acid (*Fol*). **Gold Chlorid.** Recommended for tracing nerve-endings in fresh tissues, and for staining connective-tissue and cartilage-cells. Place small pieces of tissue,  $\frac{1}{4}$  inch square, in from a 0.5 to a 1 per cent. solution of commercial gold chlorid in distilled water. Keep in the dark, and when the tissue has become yellow, wash in distilled water. Then expose to the light in 50 c.c. of water containing 2 drops of acetic acid for 48 hours, or until the tissue acquires a purple tint. Mount in glycerin. *Boiled Gold Chlorid.* Used in studying the terminations of nerves on sensory surfaces. To 4 parts of a 1 per cent. solution of gold chlorid add 1 part of formic acid, boil, and cool. In this place small pieces of fresh tissue for from 10 minutes to 1 hour; wash in water, and transfer to formic acid, 1 : 4, keeping in the dark, where reduction occurs. *Cohnheim's Method.* Place fresh tissue in a 0.5 per cent. solution of gold chlorid until it is yellow; then expose it to the light in water acidulated with acetic acid until reduction occurs, and mount in acidulated glycerin. *Chrichtschonovitch's Method.* Place the fresh tissue in a 0.5 per cent. solution of auric chlorid for from 30 to 45 minutes; then in distilled water for 24 hours; then in a saturated solution of tartaric acid at a temperature of  $50^{\circ}\text{C}$ ., until the gold is reduced. Wash in water and harden in alcohol. *Freud's Method.* Harden the tissue in Müller's fluid; stain in equal parts of a 1 per cent. gold chlorid solution and 95 per cent. alcohol for from 3 to 5 hours; wash in water, and place in a solution of caustic soda 1 c.c., and distilled water 6 c.c., for from 2 to 3 minutes. Wash in water and carry to a 10 per cent. solution of potassium iodid for from 5 to 15 minutes, wash, dehydrate in alcohol, and mount. Glass instruments should be used. This method, when successful, gives isolated staining of axis-cylinders. *Gold Chlorid and Chromic Acid (Kolossow).* To 100 parts of a 1 per cent. solution of gold chlorid add

1 part of hydrochloric acid; place the tissues in this mixture for 2 or 3 hours; wash with water, and keep in the dark in chromic acid,  $\frac{3}{50}$  or  $\frac{1}{100}$  per cent. for 2 or 3 days; then wash thoroughly. *Löwit's Method.* Mix 2 parts of distilled water and 1 part of formic acid (sp. gr. 1.16); in this mixture place small pieces of fresh tissue, from 1 to 2 mm. in thickness, for from a  $\frac{1}{2}$  to 1 minute, or until they become somewhat transparent. Then transfer to a 1 per cent. solution of gold chlorid, protecting the tissue from the light as much as possible; in from 15 to 20 minutes, or when it is yellow, place it in a solution of formic acid, 1:3, for 24 hours, keeping it in the dark. Then immerse in pure formic acid for 24 hours, in the dark, and, finally, wash thoroughly in water. *Pritchard's Method.* After the tissues have been treated with a gold-solution, the gold is reduced with the following mixture: amyl-alcohol 1 c.c., formic acid 1 c.c., water 98 c.c. Remove the tissue from the gold-solution, wash it in water, place in the preceding mixture for 24 hours in the dark, when it will probably have become of a violet color; if not, place it in a fresh quantity of the fluid for 24 hours longer. Wash in water and harden in alcohol. *Ranvier's Formic-acid Method.* Place the tissue in a mixture of 4 parts of a 1 per cent. solution of gold chlorid to 1 part of formic acid, the mixture having been previously boiled and cooled. Allow muscle to remain in this solution for 20 minutes, epidermis for from 2 to 4 hours. The reduction of the gold is accomplished in acidulated water by the action of daylight, or in the dark in 1 part of formic acid to 4 parts of water. *Ranvier's Lemon-juice Method.* Express and filter the juice of a lemon, and place the fresh tissue in it for 5 or 10 minutes, when it becomes transparent. Quickly rinse in distilled water, and transfer to a 1 per cent. gold-chlorid solution for from 10 minutes to 1 hour, the time depending on the tissue. Wash with water, and place in 50 c.c. of water acidulated with 2 drops of acetic acid; reduction occurs on exposure to light. *Viallanes' Osmic-acid Method.* Treat the tissues with a 1 per cent. solution of osmic acid until they begin to turn brown; then with  $\frac{1}{4}$  formic acid for 10 minutes; then place them in a solution of gold chlorid, 1:5000, in the dark, for 24 hours. Reduce in the light in  $\frac{1}{4}$  formic acid. **Osmic Acid.** Tissues fixed in osmic acid and subsequently treated with weak pyrogallic acid are stained greenish-black (*Lee*). A developing mixture of water, alcohol, tannin, and pyrogallic acid or a 5 per cent. solution of tannin is used by *Kolossou*. Treatment with oxalic acid 1 part, in water 15 parts, gives a Burgundy-red stain to osmium-objects, which should be washed in water before they are put into the acid (*Brösicke*). **Silver Nitrate.** Particularly adapted to the study of epithelial and connective tissues. Make a 1 per cent. solution in distilled water, and dilute from 2 to 4 times for use. Very thin sections of fresh tissue are washed in distilled water, to remove the chlorids, immersed for  $\frac{1}{2}$  hour in the solution, in the dark, washed in distilled water, and then placed in water and exposed to sunlight until brown. Fix in a solution of sodium hyposulphite, in the dark, and mount in glycerin-jelly. The *Hertwig's* employ a 1 per cent. solution for marine animals. *Tourneux and Hermann*, in their studies of the epithelia of *Invertebrates* used a solution of 3:1000, in which the tissues were left for 1 hour and then washed in alcohol (36°). *Dekhuysen* treats the tissue with a 1.3 per cent. solution of potassium nitrate, then immerses it in 0.25 per cent. solution of silver nitrate containing 3 per cent. of nitric acid. After from 3 to 6 minutes in the silver-bath, the tissue is placed for a few minutes in pure 3 per cent. nitric acid, then in 96 per cent. alcohol, then in clove-oil, in

which reduction occurs, in diffused light, in a few minutes. This method is said to give good fixation of tissues, and to permit the use of a nuclear after-stain with hematoxylin, safranin, or methyl-green. The process is the same as that employed by Harmer for marine animals. *Von Recklinghausen* effects reduction by washing the preparation in normal salt-solution before exposing to light in distilled water. *Thanhoffer* exposes to light for a few minutes in water acidulated with acetic acid. *Krause* uses, after washing, a light-red solution of potassium permanagate, in which reduction occurs very quickly even in the dark. *Jakimovitch* exposes the tissues to light in a mixture of formic acid 1 part, amyl-alcohol 1 part, water 100 parts; for 5 to 7 days are required, and the mixture must be renewed from time to time. The after-blackening is prevented by washing in sodium-hyposulphite solution (*Legros*). V. OTHER ORGANIC STAINS. **Grenacher's Purpurin.** Dissolve from 1 to 3 per cent. of powdered alum in 50 c.c. of glycerin, add a knife-pointful of purpurin, and boil. No alcohol should be used. The orange-colored solution should stand for 2 or 3 days, and then be filtered. This is a nuclear stain which is stable, from 10 to 30 minutes producing a good result. **Nuclear Black** (*Kernschwarz*). A black liquid of unknown composition, recommended by Platner as a cytologic stain. Dilute the liquid somewhat and wash out in dilute ammonia or a saturated solution of lithium carbonate diluted with 3 or 4 volumes of water. Mitotic figures stain deeply, resting chromatin less deeply, cytoplasm faintly gray. **Phloroglucin.** For staining lignified cellulose. Take of phloroglucin 1 gm., 90 per cent. alcohol 20 c.c., distilled water 80 c.c.; treat the sections for 15 minutes, and follow by strong hydrochloric acid. This gives a stain of cherry-red, varying in proportion to the extent of the lignification. **Ranvier's Purpurin.** Boil in a porcelain capsule 200 c.c. of water and 1 c.c. of alum; then add purpurin rubbed up in water, and continue the boiling. A saturated solution of purpurin is secured by having an undissolved excess in the capsule. Filter the hot mixture into a flask containing 60 c.c. of 90 per cent. alcohol. This solution does not keep well. **Wedl's Orseille.** French orchilla extract, a sufficient quantity, from which the excess of ammonia has been removed by warming in a sand-bath, is poured into a mixture of 20 c.c. of absolute alcohol, 5 c.c. of glacial acetic acid, and 40 c.c. of distilled water, the dye being added gradually until a dark-reddish fluid is produced. This is a protoplasmic stain, the nuclei remaining colorless. VI. COMBINATION-STAINS. These are of two kinds. In the one class a pure nuclear stain is combined with a dye taking effect on the extra-nuclear elements; in the other, a stain giving a reaction with all the elements of one tissue is combined with one or more stains taking effect on all the elements of the other tissues. **Alum-carmin and Osmic Acid** (*Zoltán von Robos*). To 50 or 60 gm. of water add alum-carmin until the mixture is nearly rose-red; then add 10 drops of a 1:500 solution of osmic acid. Stain objects, in the dark, from 24 to 48 hours. A nuclear double stain; resting chromatin and nucleoli appear purple, kinetic chromatin red, protoplasm brown. Recommended for staining *Phleus* and similar objects. **Alum-carmin and Picric Acid.** Mix 10 volumes of alum-carmin and 1 of saturated picric-acid solution (*Legal*). **Anilin Blue and Safranin** (*Garbini*). Stain sections for from 2 to 4 minutes in 0.5 per cent. anilin-blue solution, wash in water, then place in a 0.5 per cent. lithium-carbonate solution, then in 0.5 per cent. hydrochloric acid until a clear, blue color appears. Wash again in water, and stain for 10 minutes in 1 per cent. safranin-solution, dehydrate in methyl-alcohol and



clarify in clove-oil 2 parts and cedar-oil 1 part. This stain is especially recommended for salivary glands; one set of cells is colored red, the other blue; and for the gastric glands, in which the parietal cells stain red, the central cells blue, the villous epithelium blue, the goblet-cells reddish. In hair-follicles, the sheath of Henle colors red, the sheath of Huxley blue. **Anilin Green and Bismarck Brown** (*List*). Used in the same way as methyl-green and Bismarck brown, and yields similar results. **Anilin Green and Eosin** (*Schjerve-Decker, Arch. f. Mik. Anat., xv, 1878, p. 30*). To a watch-glassful of alcohol add a few drops of an aqueous solution of eosin, and stain for from  $\frac{1}{2}$  to several hours; wash in water, and stain for a few minutes in a 1 per cent. aqueous solution of anilin green, rinse in water, extract in alcohol, and clear in clove-oil. This combination has a special affinity for glandular and connective tissue. **Baumgarten's Fuchsin and Methylene-blue**. Sections of tissue fixed in a chromic fluid are stained for 24 hours in a solution of from 8 to 10 drops of a concentrated alcoholic solution of fuchsin in a watch-glassful of water. Rinse with alcohol, and stain for from 5 to 10 minutes in a concentrated aqueous solution of methylene-blue; wash out in alcohol and clear in clove-oil. The nuclei are red, the other elements blue. **Borax-carmin and Picrocarmin**. A few drops of picrocarmin added to a watch-glassful of Grenacher's alcoholic borax-carmin gives a beautiful and precise double stain. Baumgarten's borax-picrocarmin is prepared by adding crystals of picric acid to Grenacher's solution, until it assumes a bright-red color. **Carmin and Anilin Blue**. Stain with carmin, dehydrate, and stain for a few minutes in an alcoholic solution of anilin blue. Clear with turpentine, then treat with alcohol, and mount. **Carmin and Methyl-green** (*Flesch*). Stain with picrocarmin and follow with an aqueous solution of methyl-green. This stain gives good differentiation. **Chenzynsky's Stain**. See *Czenzynke's Stain*. **Czenzynke's Double Stain**. Concentrated aqueous solution of methylene-blue 40 c.c., 0.5 per cent. solution of eosin in 70 per cent. alcohol 20 c.c., distilled water 40 c.c. This is used to stain the blood, and colors the red corpuscles red, the leukocytes blue; also for the plasmodium malariae, the gonococcus, and the influenza-bacillus of Pfeiffer and Canon. **Dahlia and Eosin** (*Schjerve-Decker*). Use in the same way as anilin green and eosin, taking a 1 per cent. solution of dahlia. **Ehrlich-Biondi-Heidenhain Triple Stain**. To 100 c.c. of a saturated aqueous solution of orange add, with continual agitation, 20 c.c. of a saturated, aqueous solution of acid fuchsin and 50 c.c. of a like solution of methyl-green; dilute with from 60 to 100 volumes of water. A drop on blotting-paper should form a spot bluish-green in the center, orange at the periphery; a red zone outside the orange indicates that the mixture contains too much fuchsin. From 6 to 24 hours are required to stain. Wash out in alcohol and clear in xylol. Chromatic elements are colored blue; cytoplasm, violet or orange-red; caryoplasm the same, but in lighter tones, and all the denser protoplasmic elements the same, but darker (*Gilson*). The stain *par excellence* for photo-micrography, except for connective tissue (*Lindsay Johnson*). A slightly acid reaction of the alcohol used for washing out will produce a relatively strong coloration by the methyl-green, while that by the fuchsin will be relatively pale; the opposite result will be obtained if the alcohol contains a trace of alkali. The addition of very dilute acetic acid, until the red tint is markedly intensified, will restore the energy of the fuchsin, which is likely to decline after a time (*Heidenhain*). **Ehrlich-Biondi Mixture**. See *Ehrlich-Biondi-Heidenhain*

*Triple Stain*. **Ehrlich - Westphal Dahlia and Carmin**. Partsch-Grenacher's carmin solution 100 c.c., glycerin 100 c.c., concentrated alcoholic solution of dahlia-violet 100 c.c., glacial acetic acid 20 c.c. Nuclei are stained red, "Mastzellen" blue-violet. **Flemming's Safranin, Gentian, and Orange**. Stain in a strong alcoholic solution of safranin diluted with anilin-water; rinse in distilled water, and wash out in absolute alcohol containing 0.1 per cent. of hydrochloric acid; then stain in a strong, aqueous solution of gentian, wash in distilled water, treat with a concentrated aqueous solution of orange, and wash in absolute alcohol. The orange, by virtue of its acid properties, displaces the gentian and the result is a double, not a triple, stain. Chromatin and nuclei are stained purple-red; achromatin fibrils gray or violet; "attractive spheres," centrosomes, polar corpuscles, and *Zwischenkörper*, from reddish-violet or brownish-violet to black-brown, according to the intensity of the reagent. **Gaule's Quadruple Stain**. The object, fixed in a concentrated solution of corrosive sublimate, is stained successively in hematoxylin, nigrosin, eosin, and safranin. According to their affinity for the different stains, Gaule distinguishes hematoxylophile nucleoli, or caryosoma; safranophile nucleoli, or plasmosoma, and mixed nucleoli; and those that react to both hematoxylin and safranin. **Genevan Double Stain**. Useful for staining vegetable tissue. Decolorize the sections in Javelle water, and then immerse for a few seconds in a slightly alcoholic and ammoniacal solution of Congo red 2 per cent. and chrysoidin 0.2 per cent. A beautiful triple stain is obtained. **Hansstein's Rosanilin-violet**. Used for staining plant-tissues, and composed of fuchsin and methyl-violet, each 1 gm., in 100 c.c. of 90 per cent. alcohol. It stains cellulose cell-walls a faint violet, lignified cell-walls red. It is also useful in differentiating the histologic details of bast; the fibers stain red, the sieve-tubes and parenchyma scarcely at all, the protoplasm bluish-violet, the amyloid substance, gums, and nuclei different shades of red, resins blue, tannin, foxy-red, or brick-red (*Bower*). **Hematoxylin and Safranin**. Stain feebly with dilute Delafeld's hematoxylin for about 24 hours, wash in water, then in acid alcohol; then stain in Pfitzner's safranin and wash out in absolute alcohol (*Rabl*). The stains may be combined in one mixture, as follows: Böhmer's hematoxylin 25 c.c., safranin (1 per cent. aqueous and alcoholic solution) 20 c.c., distilled water 100 c.c. From 1 to 3 minutes are required for staining, and before dehydrating treat the section with a weak alcoholic solution of picric acid or orange. This combination is recommended for staining marrow, for the investigation of the development of blood (*Fodá*). **Hematoxylin and Rubin and Orange**. Stain in Ehrlich's hematoxylin, wash in distilled or acidulated water, then in water containing a trace of an alkali, and then stain in the rubin and orange (*Pringle*). **Kossinski's Safranin and Indigo-carmin**. Stain sections in a saturated aqueous solution of indigo-carmin, wash in water, then in alcohol, and stain in a 0.5 per cent. dilute alcoholic solution of safranin. **Löwenthal's Sodium Picrocarmin**. Dissolve 1 gm. of caustic soda in 1000 c.c. of distilled water, add 10 gm. of carmin, boil, filter, and then add distilled water to make 2000 c.c. Add gradually, as long as agitation causes the ensuing turbidity to disappear, a 1 per cent. aqueous solution of picric acid. **Merkel's Carmin and Indigo-carmin**. Solution *a*. Dissolve 2 gm. of carmin and 8 gm. of borax in 130 c.c. of water. *b*. Dissolve 8 gm. each of indigo-carmin and borax in 130 c.c. of water. When required, mix

equal volumes of *a* and *b*. Sections must remain in the mixture for 24 hours, and then be placed for  $\frac{1}{2}$  an hour in a saturated solution of oxalic acid. **Methyl-green and Bismarck Brown.** Stain in Weigert's Bismarck brown for a few minutes, wash, and stain in a 0.5 per cent. aqueous solution of methyl-green. Clear with bergamot-oil or xylol (*List*). **Methyl-green and Rosanilin Nitrate.** Stain for a few minutes in a 0.5 per cent. aqueous solution of methyl-green, wash, and stain for from 10 to 15 minutes in a 0.0001 per cent. aqueous solution of rosanilin nitrate, and wash out rapidly in absolute alcohol. **Methyl-green and Eosin.** Mix 60 parts of methyl-green and 1 of eosin, and dissolve in warm 30 per cent. alcohol. Sections stain in from 5 to 10 minutes, and should be quickly washed in successive alcohols (*Calberla*). Stain for a few minutes in a mixture of 3 parts of absolute alcohol and 1 part of a 0.5 per cent. aqueous solution of eosin, wash, and stain for 5 minutes in a 0.5 per cent. aqueous solution of methyl-green (*List*). **Methyl-violet and Eosin.** (*Schiffederdecker*). Proceed as for anilin green and eosin, using a 1 per cent. aqueous solution of methyl-violet. **Orcein.** A vegetable dye obtained from tinctorial lichens, which unites in itself the properties of basic and acid stains, and also 2 contrast-colors. A saturated acetic-acid solution is used. After staining, the section is washed in distilled water, immersed in alcohol, and quickly transferred to cedar-oil, in which it is mounted. Nuclei are colored blue and protoplasm red. **Pianese Double Stain.** Prepare a saturated solution of nigrosin in a saturated alcoholic solution of picric acid; mix 2 volumes of this with 1 volume of anilin-water, and evaporate in open air. The crystals deposited are dissolved in absolute alcohol, and from this solution green crystals are obtained soluble in alcohol, ether, and water. For tissues, make a 2 per cent. solution in alcohol, for microorganisms, in water. Stain sections first in lithium-carmin, treat with acid alcohol, wash, and immerse in an alcoholic solution of picro-nigrosin until they assume a brown hue. Decolorize in oxalic acid. Nuclei are stained red, plasma dark-yellow; cartilage yellow; connective tissue pale-green; elastic fibers violet. **Picro-lithium-carmin.** See Orth's carmin stains. **Ranvier's Ammonium-picro-carmin.** Dissolve 1 gm. of carmin in 3 c.c. of stronger ammonia and 5 c.c. of distilled water by gentle heat, then add 200 c.c. of a saturated, aqueous solution of picric acid, boil, and filter. This stain is valuable for complex tissues, like skin. **Ranvier's Picrocarmin.** This gives a double stain without the use of an acid or an alkali. Add a saturated, ammoniacal solution of carmin to a saturated, aqueous solution of picric acid until precipitation just appears, mix well, and leave protected from dust, in shallow vessels, to crystallize. When the bulk is reduced to  $\frac{1}{3}$ , decant the liquid, filter, and evaporate it to dryness on a water-bath. Dissolve the residue and the crystalline deposit in water, filter, and evaporate to dryness. A 1 per cent. solution of the resulting brown powder yields a good stain. **Renaut's Eosin-hematoxylin.** Concentrated aqueous solution of potassium eosin 30 c.c., saturated alcoholic solution of hematoxylin 40 c.c., saturated solution of potassium-alum in glycerin (sp. gr. 1.26) 130 c.c. Mix, and stand aside for 5 or 6 weeks in a vessel covered with a sheet of perforated paper, until the alcohol is evaporated, and then filter. This reagent stains slowly. Objects may be mounted in the solution diluted with from 1 to 2 volumes of glycerin; the tissues gradually absorb the colors, leaving the medium colorless. This solution has a selective action on the cells of salivary and gastric glands; mucous cells become pale-blue, salivary ferment-cells rose-colored. **Safranin and Indigo-carmin** (*Kossins-*

*ki*). Sections are stained for from 10 to 20 minutes in a saturated solution of indigo-carmin, and, after washing in water and then alcohol, are stained in a 0.5 per cent. solution of safranin in dilute alcohol. The same author also recommends safranin and nigrosin, and stains first in a 0.1 per cent. aqueous solution of nigrosin for 3 to 5 minutes. **Stöhr's Picro-carmin.** Dissolve 1 gm. of carmin in 50 c.c. of water and 5 c.c. of liquor ammoniæ, then add 50 c.c. of a saturated solution of picric acid. Leave the mixture for 2 or 3 days in a large, flat evaporating dish, then filter, and add a drop of chloroform to the filtrate to preserve it. **Weigert's Picrocarmin.** In a vessel protected from evaporation soak for 24 hours 2 gm. of carmin in 4 gm. of ammonia. Add 200 gm. of a concentrated solution of picric acid, and put the whole away for 24 hours more. Acetic acid is then added until the first precipitate appears. After another 24 hours, a precipitate will be formed that can only be partially removed by filtration. Now add ammonia, drop by drop, at intervals of 24 hours, until the solution becomes clear. If it stains too yellow, add acetic acid; if too red, a little ammonia. **VII. STAINS FOR MICROORGANISMS.** **Balmer-Fränzel's Anilin Gentian-violet.** Gentian-violet 2 gm., anilin-water 100 c.c. Filter before using. **Borofuchsin.** This consists of equal parts of boric acid and fuchsin dissolved in dilute alcohol. **Carbolic Black-brown.** Black-brown 1 gm., absolute alcohol 10 c.c., aqueous solution of carbolic acid 100 c.c. Dissolve the dye in the alcohol, and add the carbolic acid. **Cose and Simon's Gentian-violet.** Gentian-violet 2 gm., 90 per cent. alcohol 5 c.c., anilin-water 100 c.c. **Ehrlich's Anilin Gentian-violet.** Five c.c. of a saturated alcoholic solution of gentian-violet and 100 c.c. of anilin-water. **Ehrlich-Weigert's Solutions.** 1. Anilin-water 100 c.c., concentrated alcoholic solution of fuchsin 11 c.c., absolute alcohol 10 c.c. Methyl-violet may be substituted for the fuchsin. Keeps about 2 weeks. 2. Saturated alcoholic solution of methyl-violet 11 c.c., anilin-water 100 c.c., absolute alcohol 10 c.c. **Fränkel's Polychromatic Stain.** *a.* Fuchsin-solution. *b.* Ninety per cent. alcohol 50 c.c., distilled water 30 c.c., nitric acid 20 c.c., methylene-blue as much as will dissolve; filter. *c.* Alcohol 70 c.c., nitric acid 30 c.c., Bismarck brown as much as will dissolve. Stain tubercle-bacilli preparations in solution *a*, then in *b*. The bacilli will appear red and the nuclei and other bacteria blue. If a blue stain is used first the specimen may be counterstained in solution *c*, the nuclei then being brown. **Friedländer's Fuchsin.** Fuchsin 1 gm., glacial acetic acid 2 c.c., 90 per cent. alcohol 5 c.c., distilled water 100 c.c. **Friedländer's Gentian-violet.** See *Staining of Microorganisms, Pneumo-bacillus* of Friedländer. **Fuchsin.** (*Concentrated Alcoholic.*) Fuchsin 25 gm., absolute alcohol 100 c.c. (*Aqueous.*) Fuchsin 1 gm., 90 per cent. alcohol 20 c.c., distilled water 80 c.c. **Gentian-violet.** 1. (*Concentrated Alcoholic.*) Gentian-violet 25 gm., absolute alcohol 100 c.c. 2. (*Aqueous.*) Gentian-violet 1 gm., 90 per cent. alcohol 20 c.c., distilled water 80 c.c. **Gibbes' Double Stain.** (See *Staining of Microorganisms, Gibbes' Method.*) **Gibbes' Magenta.** Fuchsin (magenta) 2 gm., anilin-oil 3 gm., 90 per cent. alcohol 20 c.c., distilled water 20 c.c. **Gold Orange.** See *Staining of Microorganisms, Unna's Method.* **Koch's Differentiating or Polychromatic Stain.** *a.* Koch's methylene-blue solution. *b.* Aqueous solution of Bismarck brown. Preparations of tubercle-bacilli are stained first in *a*, then in *b*. The blue of the nuclei and other bacteria is changed to brown, while the tubercle-bacilli retain the blue color. **Koch's Methylene-blue.** Saturated alcoholic methylene-blue solution 1 c.c., 10 per cent. solution of caustic



potash 0.2 c.c., distilled water 200 c.c. **Kühne's Carbolie Methylene-blue.** Methylene-blue 1.5 gm., absolute alcohol 10 c.c., 5 per cent. aqueous solution of carbolie acid 100 c.c. Rub up the dye in the alcohol, and add, slowly, the carbolie acid. Deteriorates with age. **Kühne's Methyl-violet.** Methyl-violet 1 gm., distilled water 90 c.c., alcohol 100 c.c. When using add 1 drop of nitric acid to each 50 c.c. of the stain. **Löffler's Methylene-blue.** Thirty c.c. of a concentrated alcoholic methylene-blue solution are added to 100 c.c. of a solution of caustic potash (0.01 : 100). Filter before using. **Methyl-violet. 1. (Alcoholic.)** Methyl-violet 25 gms., absolute alcohol 100 c.c. **2. (Aqueous.)** Methyl-violet 1 gm., alcohol 20 c.c., distilled water 80 c.c. **Neelsen or Ziehl-Neelsen Carbol-fuchsin.** See *Fuchsin*. **Ribbert's Dahliaviolet.** See *Staining of Microorganisms, Pneumococcus*. **Rindfleisch's Fuchsin.** Distilled water, 90 per cent. alcohol, nitric acid, each 50 c.c., and enough fuchsin to saturate. Add the fuchsin gradually and stir frequently. Used for staining tubercle-bacilli. **Sahli's Methylene-blue.** Distilled water 40 c.c., saturated, aqueous solution of methylene-blue 24 c.c., borax-solution (5 per cent.) 16 c.c. Used when anilin-oil is not available. **Trenkmann's Gentian-violet Anilin-water.** A drop of a concentrated, alcoholic solution of gentian-violet is let fall into a test-glass and 10 c.c. of water are added. Half of this is then poured away and the glass filled with anilin-water; a solution is thus obtained that remains clear and stains the bacteria deeply, but the ground very slightly. Cover-glasses should remain about  $\frac{1}{2}$  an hour in the staining fluid. **Watson Cheyne's Contrast-stain.** Saturated alcoholic solution of methylene-blue 20 c.c., distilled water 100 c.c., formic acid (sp. gr. 1.2) 1 c.c. Used after staining in fuchsin anilin-water. Place sections in the solution for from 1 to 2 hours. **Weigert's Differentiating Stain. A.** Aqueous solution of gentian-violet; **B.** acidulated (acetic acid) picro-carmin. Stain sections in *A*, then in *B*. The blue of the nuclei will be altered to red and the bacteria will remain blue. **Weigert's Gentian-violet.** Gentian-violet 2 gm., ammonium hydroxid 0.5 c.c., distilled water 90 c.c., absolute alcohol 10 c.c.; mix and filter. **Ziehl's Fuchsin.** Filtered, saturated, aqueous solution of carbolie acid 90 parts, saturated alcoholic solution of fuchsin 10 parts. Used for staining the typhoid-bacillus. **Ziehl's or Ziehl-Neelsen's Solution.** See *Staining of Microorganisms, Kühne's Fuchsin*.

### ZOOLOGIC METHODS.

**Annelids.** The blood-vessels of annelids may be demonstrated by treating them for 2 or 3 hours with *aqua regia* (2 parts of hydrochloric acid to 4 parts of nitric acid). The animals should be laid open before being put into the mixture. The vessel-walls appear black on a yellow ground. The nerves may be brought to view by staining with methylene-blue (see *Staining Reagents*). Ehler's fluid (see *Fixing Fluids*) is recommended for fixing and hardening. The intestine of *Lumbricus* may be cleansed by putting the animal into a tall glass jar filled with scraps of moistened blotting-paper; they gradually evacuate the earthy contents of the gut and fill it with paper (*Kükenthal*). Coffee-grounds may be used instead of paper, and are said to cut better when embedded. The animals may be narcotized by exposing them for  $\frac{1}{2}$  an hour to the vapor of chloroform; if exposed for a longer period they will die in a state of extension. **Eyes of Arthropods.** *Hickson's Method.* Remove the posterior wall of the head of a fly, and expose the rest to osmium-vapor for 20 minutes; wash in 60 per cent.

alcohol, harden in absolute alcohol, and make sections. Fix sections to the slide with Mayer's albumin (see *Fixatives*), remove the paraffin with turpentine, wash with absolute alcohol, and decolorize by inverting the slide over a capsule containing 90 per cent. alcohol to which a few drops of nitric acid have been added; wash with pure alcohol. *Parker's Method.* For the eye of *Homarus*. Make paraffin sections and fix them to the slide with Schällibaum's collodion, treat with alcohol, then with water, and then for  $\frac{1}{2}$  a minute with a 0.1 per cent. caustic-potash solution; wash thoroughly, and stain for 3 hours in Weigert's hematoxylin (see *Staining Reagents*) at a temperature of 50° C.; wash, dehydrate, and mount in balsam. **Eyes of Gastropods.** *Carrière's Method.* Excise the eye and a part of the tentacle; expose them to osmium vapor for a few minutes, and prepare sections in the usual way. Fix the sections to the slide with Schällibaum's collodion (see *Fixatives*), decolorize with very dilute Javelle water, stain with picro-carmin, and mount in dammar. **Gelatin Casts.** A method for making anatomic models, etc., from a combination of gelatin 2 oz., glycerin 4 oz., the best Irish glue 4 oz., and boiled linseed-oil  $\frac{1}{4}$  oz. Soften the glue in 60 per cent. alcohol, melt it, stir in the glycerin and oil, and add a few drops of carbolie acid. This mixture has the merit of resisting ordinary temperature-changes, and models made of it are not softened by heat or rendered brittle by cold. In making a cast, melt the mixture and pour it into the mold, which should be previously warmed. If it is desired to color the casts, dry or tube colors may be used, and should be well mixed with the glycerin before being added to the glue (J. W. Scollick). **Infusoria.** As a mechanical means of slowing the movements of minute organisms, Eismond directs that a drop of a thick, aqueous solution of cherry-tree gum be added to the water containing them, and an *intra vitam* stain may be obtained by adding methylene-blue to the gum-solution. Jensen prepares a solution of 3 gm. of gelatin in 100 c.c. of water, which is a jelly at the ordinary temperature; for use it is warmed, and a drop of it is mixed in a watch-glass with a drop of water containing the organisms. This method inhibits movement while preserving life, and is recommended for vivisection. Living *Infusoria* may be stained in very dilute solutions of cyanin, methylene-blue, and other anilins, in the medium that constitutes their natural habitat. They may also be examined in a colored medium which does not stain them, but which simply serves as a dark background. For this purpose a solution of anilin black is recommended; the organisms will live in this for several weeks. Cattaneo fixes the organisms for a few minutes in a 0.33 per cent. aqueous solution of palladium chlorid, or with the double chlorid of gold and cadmium, which demonstrates the nuclei better than the palladium. Brass treats protozoa that are opaque through accumulation of nutritive material for a few minutes with Kleinenberg's fluid and then with boiling water; from this they are brought into water containing a little ammonia. To stain, neutralize the ammonia by adding acetic acid, and bring into borax-carmin; wash, and mount in dilute glycerin. The method of Certes is as follows: Expose the organisms to osmium-vapor for from 10 to 30 minutes, cover, and remove the excess of liquid with bibulous paper. Prepare a solution of picrocarmin, 1 part, in 1 part each of water and glycerin, and place a little of this stain at the edge of the cover-glass; place the slide in a moist chamber, and when the water has evaporated and the glycerin taken its place, strong glycerin is added and gradually substituted for the dilute. The organisms thus prepared

are fixed in their natural forms, and the nuclear structures clearly brought out by the picrocarmin. **Larvæ of Echinodermata.** *Pluteus* larvæ are placed for 2 or 3 minutes in a cold, saturated solution of corrosive sublimate, then washed in water and stained with Mayer's cochineal (see *Staining Reagents*). The stain should be diluted so as to possess a barely perceptible tinge of color, and the objects left in it from 12 to 24 hours. They are then mounted in balsam or oil of cloves (Barrios). This method is equally applicable to other forms. **Medusæ.** *Van Beneden's Method.* This consists in pouring glacial acetic acid over the organisms, and after 5 or 6 minutes washing them in alcohol, changing it frequently, and gradually increasing its strength. It is said that the tentacles may be kept from rolling up by imparting a swirling motion to the fixing fluid, putting in but one medusa at a time, and keeping up the vortex motion until the animal is fixed. *The Hertwigs' Method.* For the study of the nervous system. The organisms are treated with a mixture of equal parts of 0.05 per cent. osmic acid and 0.2 per cent. acetic acid, and after 2 or 3 minutes washed in 0.1 per cent. acetic acid until every trace of osmic acid is removed. They are then placed in 0.1 per cent. acetic acid for 24 hours, washed in water, stained with Beale's carmin, and mounted in glycerin. **Nerve and Muscle of Arthropods.** Place a number of *Milnesium tarai gradum* in a test-tube containing water from which the air has been expelled by boiling. Cover the surface of the water with a drop of oil, so as to exclude the air. After 24 hours or more the animals will be found fixed and extended in a cataleptic state, and they can then be examined in boiled water. They are quite transparent in this condition, and the nervous and muscular systems stand out distinctly. **Porifera.** Small sponges may be fixed by the usual reagents, preferably by osmic acid, and should be immediately transferred to absolute alcohol and stained with an alcoholic solution—Mayer's cochineal solution is recommended (see *Staining Reagents*). Sections may be made by decalcifying in alcohol acidified with hydrochloric acid, and then embedding in paraffin in the usual way. **Rotifers.** The living animal may be examined after quieting with warm water or a 2 per cent. solution of cocain hydrochlorate. For permanent preservation Rousselet recommends the following process. Place the animals in a trough containing water, and narcotize them by adding cocain of 1 or 2 per cent. strength; watch them under the microscope until the cilia cease to vibrate, and then fix them in Flemming's strong solution, which should be introduced into the trough by means of a pipet. After 15 minutes wash them in several changes of distilled water, and mount in distilled water containing a little Flemming's solution, about 8 drops to 30 c.c. of water. **Sarcolemma of Insects.** To demonstrate the two lamellæ of the sarcolemma, digest muscle of an insect in artificial gastric juice for from  $\frac{1}{2}$  to 1 hour, at the temperature of the room in summer, and examine in gastric juice. **Siphonophora.** *Bedol's Method.* Add to the sea-water containing the animals a considerable quantity of from 15 to 20 per cent. solution of copper sulphate; this fixes them in a few minutes. Add a few drops of nitric acid, and after from 4 to 5 hours add Flemming's solution in the proportion of 2 parts to 1 of the sulphate solution. After 24 hours, a few drops of a 25 per cent. alcohol are introduced by means of a pipet in such a manner as to disturb the colony as little as possible; alcohol of gradually increasing strength, up to 70 per cent., is cautiously added during the next 14 days, and 90 per cent. alcohol is used for preservation. This method has the advantage of preserving the specimens with all

their swimming-bells and polyps *in situ*. **Trematodes.** *Fisher's Method.* These forms may be preserved entire as follows: Treat *Opisthotrema cockleare* with absolute alcohol, then stain with hematoxylin or picrocarmin, clear in clove-oil, and mount in balsam. **Trichinæ.** Examination of the living parasite. Place a piece of trichinized muscle about the size of a cherry-stone in a bottle containing 3 gr. of pepsin, 2 dr. of water, and 2 drops of hydrochloric acid; keep at 98° F. for about 3 hours, shaking occasionally. When the flesh and cysts are dissolved, pour the fluid into a conical glass and let it settle. The trichinæ are then drawn off with a pipet, placed on a slide with water, and examined on a warm stage (Barnes).

**Stalaxis** (*stal'-aks'-is*). Synonym of *Staxis*.

**Stalk** (*stawk*) [ME., *stalken*]. Any lengthened support to an organ.

**Stallion** (*stal'-yon*) [ME., *stalyone*, stallion]. The male of the horse.

**Stamen** (*sta'-men*) [*στήμων*, a thread as spun, the warp in the loom: *pl.*, *Stamens*]. In biology, the pollen-bearing organ of the flower, when complete consisting of a stalk or filament and a pollen-sac or anther.

**Stamina** (*stam'-in-ah*) [*στήμων*]. Natural strength of constitution. Vigor. Inherent force.

**Staminal** (*stam'-in-al*) [*στήμων*, a thread]. Pertaining to a stamen.

**Staminate** (*stam'-in-āt*) [*στήμων*, a thread]. Possessing stamens. Applied to flowers which have stamens but not pistils.

**Staminidium** (*stam-in-id'-e-um*) [*στήμων*, a thread: *pl.*, *Staminidia*]. An *Antheridium*.

**Staminiferous** (*stam-in-if'-er-us*) [*στήμων*, a thread; *ferre*, to bear]. Bearing stamens.

**Staminigerous** (*stam-in-ij'-er-us*). Same as *Staminiferous*.

**Staminode** (*stam'-in-ōd*). Same as *Staminodium*.

**Staminodium** (*stam-in-ō'-de-um*) [*στήμων*, a thread; *είδος*, form]. In biology, a stamen-like organ; a rudimentary or aborted stamen; a *parastemon*. See *Lepal*.

**Staminody** (*stam'-in-o-de*) [*στήμων*, a thread; *είδος*, form]. In biology, the conversion of various organs of a flower into stamens.

**Stammer** (*stam'-er*) [ME., *stameren*, to stammer]. To utter with hesitation. To articulate only after repeated attempts; to stutter. In a wider sense, any speech-disturbance is called a *stammer*.

**Stammers' Cell.** See *Cell*.

**Stanch** (*stanch*, or *stawnch*) [ME., *staunche*, stanch]. To check or stop (a flow); as to stanch a hemorrhage or a wound.

**Stand** [ME., *standen*, to stand]. To have an upright posture. Also, a frame or a table to place things upon. **S., Microscope**, the tripod or base of the microscope with the tube, but without eye-pieces and objectives.

**Standard** (*stan'-dard*) [ME., *standard*; *extendere*, to spread out]. An established rule or model. A criterion for comparison. See *Vexillum*.

**Standardization** (*stan-dar-diz-a'-shun*) [ME., *standard*, standard]. Regulation by a standard; conformity to or use as a standard of comparison; the bringing of a preparation up to a definite standard.

**Standstill** (*stand'-stil*) [ME., *standen*, to stand; ME., *stille*, still]. A state of quiescence dependent upon suspended action. **S., Expiratory**, suspension of action at the end of expiration. **S., Inspiratory**, a halt in the respiratory cycle at the end of inspiration when the lungs are filled with air. The condition can be produced by stimulating the central end of the cut vagus. **S., Respiratory**, suspended respiration.



**Stannic** (*stan'-ik*) [*stannum*, tin]. Pertaining to stannum, or tin. **S. Acid**,  $H_2SnO_3$ , a gelatinous, white precipitate, which, on drying, forms a semi-transparent, vitreous mass. It is dibasic. **S. Anhydrid**, tin oxid. **S. Hydroxid**. See *S. Acid*.

**Stanniol** (*stan'-ne-ol*) [*stannum*, tin]. Tin-foil.

**Stannius's Experiments**. Experiments showing the action of the various cavities of the frog's heart under stimulation.

**Stannum** (*stan'-um*) [L.: *gen.*, *Stanni*]. See *Tin*.

**Stapedectomy** (*sta-pe-dek'to-me*) [*stapes*, stirrup; *εκτομή*, excision]. Surgical removal of the stapes.

**Stapedio-vestibular** (*sta-pe'-de-o-ves-tib'-u-lar*) [L., *stapes*, stapes; *vestibulum*, vestibule]. Relating to the stapes and the margin of the fenestra ovalis.

**Stapedius** (*sta-pe'-de-us*). See *Muscles*, *Table of*.

**Stapes** (*sta'-pēz*) [L., a stirrup]. The stirrup-shaped bone of the middle ear articulating with the incus and the fenestra ovalis.

**Staphisagria** (*staf-is-a'-gre-ah*) [*σταφίς*, dried grape; *ἄγριος*, wild; *gen.*, *Staphysagria*]. Stavesacre. The seed of *Delphinium staphisagria*. Its properties are due to an alkaloid, delphinin,  $C_{22}H_{35}NO_6$ , and other extractives. It is a violent emetic, cathartic, and parasiticide. It lowers the activity of the heart, producing adynamia. It is used internally in asthma and rheumatism, and externally for itch and lice. **S.** **Ung.**, unof., 1 part of powdered seeds with 2 each of olive-oil and lard. *Delphinin*. Unof. Dose gr.  $\frac{1}{12}$ – $\frac{1}{4}$ .

**Staphisagrin** (*sta-fis-a'-grin*) [*σταφίς*, dried grape; *ἄγριος*, wild]. An amorphous alkaloid obtained from *Stavesacre*.

**Staphylæa** (*staf-il-e'-ah*). Synonym of *Staphylea*.

**Staphylagrum** (*staf-il-a'-grum*) [*σταφύλη*, uvula; *ἄγρειν*, to take hold of]. An old instrument formerly used to hold the uvula during amputation of that body.

**Staphyle** (*staf'-il-e*) [*σταφύλη*, a grape]. The uvula.

**Staphyloedema** (*staf-il-e-de'-mah*) [*σταφύλη*, uvula; *οίδημα*, edema]. Edema of the uvula. Any morbid enlargement of the uvula.

**Staphylematoma** (*staf-il-em-at-o'-mah*) [*σταφύλη*, the palate; *αἷμα*, blood]. Hematoma of the palate.

**Staphyleus** (*staf-il-e'-us*) [*σταφύλη*, the uvula]. Pertaining to the uvula.

**Staphylhematoma** (*staf-il-hem-at-o'-ma*) [*σταφύλη*, uvula; *αἷμα*, blood; *δύμα*, tumor]. An extravasation of blood into the uvula.

**Staphyline** (*staf'-il-in*) [*σταφύλη*, uvula]. Pertaining to the uvula or to the entire palate. **S. Glands**. Synonym of *Palatine Glands*.

**Staphylinopharyngeus** (*staf-il-in-o-far-in-je'-us*) [*σταφύλη*, uvula; *φάρυγξ*, pharynx]. Relating to the pharynx and the palate.

**Staphylinotherapeutics** (*staf-il-in-o-ther-ap-u'-tiks*) [*σταφύλη*, uvula; *therapeutics*]. See *Grape-cure*.

**Staphylinus** (*staf-il-i'-nus*) [*σταφύλη*, uvula]. Synonym of *Staphyleus*. **S. externus**, abductor of the Eustachian tube. **S. internus**, elevator of the palate. **S. medius**, azygos uvulæ. See *Muscles*, *Table of*.

**Staphylin** (*sta-fil'-e-on*) [*σταφύλη*, uvula]. The middle point of the posterior nasal spine. See *Cranio-metric Points*.

**Staphylitis** (*staf-il-i'-tis*) [*σταφύλη*, uvula; *ιτις*, inflammation]. Inflammation of the uvula.

**Staphylium** (*sta-fil'-e-um*) [*σταφύλη*, a bunch of grapes]. The mammary nipple.

**Staphylo-** (*staf'-il-o-*) [*σταφύλη*, uvula]. A prefix used to denote connection with the uvula.

**Staphylocausticum** (*staf-il-o-kaw's-tik-um*) [*σταφύλη*, the uvula; *καυστικός*, caustic]. A caustic used for application to the uvula.

**Staphylococcus** (*staf'-il-o-kok-us*) [*σταφύλη*, grape; *κόκκος*, a berry]. A micrococcus. Used by Rosenbach as a generic name for the pus-cocci described by him. "Staphylococci are characterized by the fact that, for the most part, the individual cocci in a culture are solitary." (Sternberg.) See *Bacteria*, *Synonymatic Table of*.

**Staphyloclialysis** (*staf-il-o-di-al'-is-is*) [*σταφύλη*, uvula; *διαλυσις*, relaxation]. Relaxation of the uvula.

**Staphyloma** (*staf-il-o'-mah*) [*σταφύλη*, grape; *δύμα*, tumor; *pl.*, *Staphylomata*]. A giving way or bulging of the cornea or sclera of the eye and the formation of a tumor. **S.** **Annular**, one surrounded on all sides by atrophic choroid. **S.** **annulare**, *S. scleroticæ* in the ciliary region extending around the entire corneal margin. **S.** **Anterior**. See *Keratoglobus*. **S. anticum scleræ**. Synonym of *S. Ciliary*. **S.** **Ciliary**, one in the region of the ciliary body. **S. conicum**. Synonym of *S. pellucidum*. **S. corneæ**, a bulging of the cornea, the result of traumatism or chronic inflammation, due to a thinning of the membrane, with or without previous ulceration. The cornea is opaque, and, at times, thickened instead of thinned. By some the term is restricted in its application to a protrusion beginning in prolapse of the iris, iridic tissue replacing the cornea. **S. corneæ racemosum**, *S. corneæ* with perforation at several points, through which small portions of the iris protrude. **S.** **Intercalary**, one developing in that region of the sclera which is united with the periphery of the iris. **S. iridis**, hernia of the iris. **S. laterale**, staphyloma situated on one side of the equator of the eyeball. **S. pellucidum**, a term for the transparent ectasia of the cornea. **S.** **Posterior**, bulging backward of the sclerotic at the posterior pole of the eye. **S.** **Projecting**. Synonym of *S. pellucidum*. **S. scleræ**, a protrusion of the sclerotic at any point in its circumference. It is due to long-standing intra-ocular inflammation. **S. uveæ**, a protrusion of a portion of the uveal tract through a perforated sclera.

**Staphylo-matic**, **Staphylo-matous** (*staf-il-o-mat'-ik*, *staf-il-o'-mat-us*) [*σταφύλη*, grape; *δύμα*, tumor]. Pertaining to, of the nature of, or affected with, staphyloma.

**Staphyloncus** (*staf-il-onc'-kus*) [*σταφύλη*, uvula; *ὄγκος*, tumor]. Swelling of the uvula.

**Staphylo-pharyngorrhaphy** (*staf-il-o-far-in-gor'-a-fe*). See *Passavant's Operation in Operations*, *Table of*.

**Staphyloplasty** (*staf'-il-o-plas-te*) [*σταφύλη*, uvula; *πλάσσειν*, to mold]. A plastic operation for the closure of cleft palate. See *Mosetig-Moorhof's*, *Schönbein's*, and *Trendelenberg's Operations*, in *Operations*, *Table of*.

**Staphyloptosis** (*staf-il-op-to'-sis*) [*σταφύλη*, uvula; *πτῶσις*, falling]. Abnormal elongation of the uvula.

**Staphylo-orrhaphy** (*staf-il-or'-a-fe*) [*σταφύλη*, uvula; *ῥαφή*, suture]. Suture of the lips of a cleft palate or uvula. See *Fergusson's* and *Pollock's Operations*, in *Operations*, *Table of*.

**Staphylo-tomé** (*staf'-il-o-tam*) [*σταφύλη*, uvula; *τομή*, a cutting]. A cutting instrument used in staphylo-tomy.

**Staphylo-tomy** (*staf-il-o'-o-me*) [*σταφύλη*, uvula; *τομή*, a cutting]. Amputation of the uvula.

**Staphylygroma** (*staf-il-ig-ro'-mah*) [*σταφύλη*, the uvula; *ὕγρος*, wet]. Synonym of *Staphyloedema*.

**Star** [ME., *starre*, star]. 1. A celestial body appearing as a luminous point. 2. In biology, applied to various radiate structures, granules, cells, groups of cells, or organisms. **S. Anise**. See *Illicium*. **S.-cells**, endothelial cells of vessels, first described by Kupffer and regarded as nervous elements on account of their shape and thin, elongated processes, but after-

ward shown to belong to the endothelial tissues ; they have the power of enclosing various granules ; Kupfer's cells. **S., Daughter.** See *Diaster*. **S. Grass.** See *Aletris*. **S.-ridges.** See *Sclerosepta*. **Ss. of Verheyen.** See *Verheyen*.

**Starch** (*starch*) [ME., *starche*],  $C_6H_{10}O_5$ . *Amylum*, *q. v.*, one of the most widely-spread plant-substances, being found in nearly all plants above the fungi, except, perhaps, *Monotropa*, and in nearly all the organs of plants, though not at all seasons. It occurs most abundantly in the seeds, tubers, bulbs, roots, and rhizomes, also in the pith, bark, and leaves. Starch is, perhaps, the most important of the heat-givers or force-producers in the food of plant-eating animals. The following table, after Church and Krockner, gives the quantities of starch in 100 lbs. of several kinds of vegetable products and preparations :—

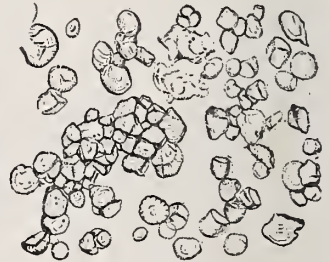
	Pounds.
Rice, . . . . .	76-87
Sago, tapioca, arrow-root, corn-flour, maizena, . . . . .	83
Pearl-barley, . . . . .	38-76
Fine wheat-flour, . . . . .	74
Rye, . . . . .	44-71
Wheat, . . . . .	53-69
Maize, . . . . .	66-67
Buckwheat, without husks, . . . . .	44-64
Millet, without husks, . . . . .	64
Scotch oatmeal, . . . . .	63
Beans, . . . . .	36-52
Peas, . . . . .	39-51
Wheaten bread, . . . . .	48
Wheaten bran, . . . . .	44
Oats, whole, . . . . .	37-40
Lentils, . . . . .	40
Potatoes, . . . . .	10-24
Parsnips, . . . . .	3
Vegetable marrow, . . . . .	$\frac{1}{2}$

Starch occurs in peculiar forms called *granules* or *grains*, which in shape, size, and markings are often quite characteristic of the different plants in which they occur. These form a white, glistening powder, insoluble in cold water, but nearly completely dissolved by hot water. When heated with water the granules swell up at 50° C., burst, partially dissolve, and form *starch-paste*. The soluble portion is called *granulose*, the insoluble, *starch-cellulose*. Iodin produces a characteristic blue coloration with starch. The most complete enumeration and classification of starches is that of Muter as amplified by Allen and Blyth, by which they are divided into five groups, on the basis of their physical and microscopic differences, as follows: I. *The potato-group* includes such oval or ovate starches as give a play of colors when examined by polarized light and a selenite plate, and having the hilum and concentric rings clearly visible. It includes *tout les mois*, or canna arrow-root, potato-starch, marenta, or St. Vincent arrow-root, Natal arrow-root, and curcuma arrow-root. II. *The leguminous starches* comprise such round or oval starches as give little or no color with polarized light, have concentric rings all but invisible, though becoming apparent in many cases on treating the starch with chromic acid, while the hilum is well-marked and cracked or stellate. It includes the starches of the bean, pea, and lentil. III. *The wheat-group* comprises those round or oval starches


having both hilum and concentric rings invisible in the majority of granules. It includes the starches of wheat, barley, rye, chestnut, and acorn, and a variety of starches from medicinal plants, such as jalap, rhubarb, senega, etc. IV. *The sago-group* comprises those starches of which all the granules are truncated at one end. It includes sago, tapioca, and arum, together with the starch from belladonna, colchicum, scammony, podophyllum, canella, aconite, cassia, and cinnamon. V. *The rice-group*. In this group all the starches are angular or polygonal in form. It includes oats, rice, buckwheat, maize, dari, pepper, as well as ipecacuanha. In addition to the differences in form and



POTATO-STARCH.



TAPIOCA.



MAIZE.



RIO ARROW-ROOT.



BERMUDA ARROW-ROOT.



SAGO OF COMMERCE.

marking mentioned, the starch-granules differ in size according to their different sources, so that under the microscope they can be distinguished by the measurement of the average diameter of the granule. This ranges, according to Karmarsch, from .01 to .185 millimeter, or from .0004 to .0079 inch. See *Tests, Table of*. **S., Animal.** See *Glycogen*. **S.-bath.** See *Bath*. **S., Corn**, a substance that has very small granules, is highly nutritive, and is obtained from Indian corn. **S.-enema**, an enema consisting of starch-water. **S., Gelatinized**, a preparation used as a test in the U. S. Ph. **S., Hepatic.** See *Glycogen*. **S., Hydrated**, a paste produced by adding hot water



to starch. **S.**, **Iceland.** Synonym of *Lichenin*. **S. Iodid**, a compound of starch with iodine. **S.**, **Iodized**, starch that has been acted upon by iodine. **S. of the Liver.** See *Glycogen*. **S. and Opium Clyster**, the opium-enema. **S.-sugar.** See *Dextrose* and *Glucose*.

**Startin's Lotion.** A lotion much used in acute vesicular eczema. It consists of oxid of zinc  $\frac{1}{2}$  ounce, prepared powdered calamin 4 scruples, glycerin 1 ounce, lime-water 7 ounces. Cheese-cloth cut in strips may be dipped into this and bound on the parts with a roller. **S.'s Mixture.** A mixture frequently used in the treatment of *Aene vulgaris*. It consists of sulphate of iron 2 grains, sulphate of magnesium 1  $\frac{1}{2}$  drams, dilute sulphuric acid 15 minims, infusion of quassia 1 ounce. This is taken three times a day immediately after meals. It acts as an aperient, and also corrects the anemia.

**Starvation** (*star-va'-shun*) [*Ger., sterben, to die*]. 1. Death from hunger. 2. Severe hunger; extreme suffering from hunger or from cold. Deprivation of anything essential to nutrition or the proper discharge of the functions of the body. **S.-cure.** See *Hunger-cure*; *Fasting*.

**Starve** (*starv*) [*ME., sterven, to die*]. To perish from lack of food.

**Starwort** (*star'-wort*). See *Aletris*.

**Stas's Process.** A process for the separation of alkaloids from organic matter in cases of suspected poisoning. It is based on the principle that the salts of the alkaloids are soluble in water and in ethyl-alcohol, but not in ether, amyl-alcohol, benzene, chloroform, or acetic ether; while the uncombined alkaloids (or most of them) are nearly insoluble in water, but are more or less soluble in ether and the other solvents named.

**Stas-Otto Method.** A method of extracting the putrefactive alkaloids from tissues. It depends upon the fact that the salts of the alkaloids are soluble in water and in alcohol, and generally insoluble in ether, while the free alkaloids are soluble in ether, and may be removed from alkaline fluids by agitation with ether. The method is applied as follows: "Treat the mass with twice its weight of pure 90 per cent. alcohol, and from 10 to 30 grains of tartaric or oxalic acid; digest the whole for some time at about 70° C. and filter. Evaporate the filtrate at a temperature not exceeding 35° C., either in a strong current of air or in vacuo over sulphuric acid. Take up the residue with absolute alcohol, filter, and evaporate again at a low temperature. Dissolve the residue in water, alkalinize with sodium bicarbonate, and agitate with ether. After separation, remove the ether and allow it to evaporate spontaneously. The residue may be further purified by redissolving in water and again extracting with ether. The method has been modified in some of its details, especially by Selmi and Marino-Zuco. **S.-Otto Process.** See *Stas's Process*.

**Stasis** (*stah'-zis*) [*στάσις; ἵσταναι, to stand*]. A condition of standstill of the current of any of the fluids of the body, but especially of the blood, which condition forms an early stage of the inflammatory process, with resultant migration of the white corpuscles and serous exudation. **S.**, **Diffusion**, stasis in which there occurs diffusion of serum or lymph. **S.**, **Venous**, stasis due to venous congestion.

**Stasobasophobia** (*sta-so-ba-so-fo'-be-ah*) [*στάσις, standing; βάσις, a step, walk; φόβος, fear*]. A peculiar fear in consequence of which the act of walking or of standing becomes impossible. Cf. *Basophobia*.

**State** (*stāt*) [*status; stare, to stand*]. A condition. **S. Medicine**, that department of medical study that

concerns public health, and is in part occupied with the statistics of disease.

**Statement** (*stāt'-ment*) [*stare, to stand*]. A declaration. **S.**, **Ante-mortem**, a declaration made immediately before death, and which if made with the consciousness of impending death is legally held as binding as a statement sworn to.

**Static** (*stat'-ik*) [*στατικός, causing to stand*]. At rest. In equilibrium. **S. Ataxia.** See *Ataxia*. **S. Breeze**, a method of administration of static electricity, consisting in the withdrawal of a static charge from a patient by means of a pointed electrode. **S. Electricity.** See *Electricity*. **S. Pelvis**, the bony pelvis. **S. Shock**, a mode of applying Franklinic electricity, placing the patient on an insulated stool, and applying one pole of a static machine to this platform, while the other pole is applied to the body of the patient by the operator. **S. Test.** See *Birth*. **S. Theory.** See *Goltz*.

**Statice** (*stat'-is-e*). See *Marsh Rosemary*.

**Statics** (*stat'-iks*) [*στατική, the art of weighing*]. The science relating to forces in a condition of equilibrium. See *Mechanics*.

**Station** (*sta'-shun*) [*L., statio; stare, to stand*]. Standing position, or attitude.

**Stationary** (*stat'-shun-a-re*) [*stationarius, pertaining to a post*]. Not moving. A descriptive term applied to diseases that remain in the same locality for a period without changing their geographic environment, or that persist without growing better or worse. **S. Air**, the amount of air which is constantly in the lungs during normal respiration.

**Statistics** (*sta-tis'-tiks*) [*status, a state*]. A numerical collection of facts relating to any subject. **S.**, **Medical**, that part of medicine pertaining to details of mortality, climate, and the geographic distribution of diseases. **S.**, **Vital.** Same as *S., Medical*.

**Statobathmism** (*stat-o-bath'-mizm*) [*στατός, standing, fixed; βαθμός, a step, threshold*]. In biology, Cope's term for inherited growth-energy which has not been interfered with by physical energy; as distinguished from *physiobathmism* and *kinetobathmism*. Cf. *Bathmism*.

**Statoblast** (*stat'-o-blast*) [*στατός, standing; βλαστός, a bud, germ*]. In biology, in fresh-water *Sponges* and *Bryozoa*, a modified gemmule or parthenogenetic egg, provided with a protective horny envelop, and often with one or more layers of surrounding silicious spicules. These are produced on the approach of winter or in tropical climates just before the dry season. The so-called *winter egg*. See *Eleoblast*.

**Statoblastic** (*stat-o-blas'-tik*) [*στατός, standing; βλαστός, germ*]. Pertaining to a statoblast.

**Statogenesis** (*stat-o-gen'-es-is*) [*στατός, standing; γένεσις, producing*]. Same as *Statogeny*.

**Statogenetic** (*stat-o-jen-et'-ik*) [*στατός, standing; γένεσις, genesis*]. Of the nature of or pertaining to statogeny.

**Statogeny** (*sta-toj'-en-e*) [*στατός, standing; γένεσις, producing*]. In biology, that department of biology which treats of the potential or static forms of energy involved in the adaptive processes or structure-modifications of living organisms; a form of *ergogeny*, as distinguished from *kinetogeny*.

**Statometer** (*stat-om'-et-er*) [*στατός, standing; μέτρον, measure*]. See *Exophthalmometer*.

**Statosphere** (*stat'-o-sfer*) [*στατός, standing, fixed; σφαῖρα, a globe*]. In biology, the envelop of the statoblast of fresh-water sponges and bryozoans.

**Statospore** (*stat'-o-spor*) [*στατός, standing, fixed; σπορα, seed*]. In biology, a resting spore, or hypnospore.

**Stature** (*stat'-ūr*) [*statura, stature*]. The height of

any animal when standing. In quadrupeds, it is measured at a point over the shoulders. In man, it is the measured distance from the heel to the top of the head.

**Status** (*sta'-tus*) [L.]. A condition, with the idea of permanence or continuance. A stage in disease in which, having reached its height, it remains there for a time before convalescence begins. **S. arthriticus**, nervous manifestation of masked gout. **S. eclampticus**, the state of a person in eclampsia. **S. epilepticus**, a condition, with rise of temperature, symptoms of gravity, and, frequently, death, associated with epileptic paroxysms succeeding one another rapidly, at intervals of a few minutes or an hour or two. **S. hystericus**, the hysteric state. **S. nervosus**. Synonym of *Neurasthenia*. **S. præsens**, the state of a case at the time the condition is noted. **S. typhosus**, a condition of low, muttering delirium, attended with marked prostration, dull and heavy expression, congestion of the facial capillaries, stupor, mental sluggishness, heavy, dull eyes, contracted pupils, marked subultus tendinum, slipping down into the bed, tongue slowly protruded, tremulous, dry and brown, the teeth and mouth covered with sordes; all sensibilities seem blunted; involuntary discharge of feces, incontinence of urine from retention; the pulse is small, feeble, dicrotic; the heart-sounds are very weak, the first sound may be inaudible, the second is short and relatively accentuated; venous congestion of the lungs naturally follows unless improvement occurs, pulmonary edema supervenes, the urine often becomes scanty and bloody, and the patient dies. **S. vertiginosus**, a condition of prolonged vertigo, in the course of which the patient for days or weeks together cannot turn or move in any fashion without being seized with the extremest vertigo.

**Statuvolence** (*sta-tu'-vo-lens*) [*status*, state; *volens*, willing]. Autohypnotism; voluntary somnambulism or clairvoyance; a trance into which one voluntarily enters without aid from another.

**Staub's Fluid**. A chloro-albuminous solution of mercury, used in the treatment of syphilis. It consists of the following: Bichlorid of mercury and chlorid of ammonium each 20 grains, chlorid of sodium 1 dram, liquor ovi albi and distilled water each 4 ounces. Of this 20 minims are injected as a dose.

**Stauroplegia** (*stau-ro-ple'-je-ah*) [*σταυρός*, cross; *πληγή*, a stroke]. Crossed hemiplegia, or paralysis of the arm on one side and the leg on the opposite side.

**Stavers** (*sta'-vers*). See *Staggers*.

**Stavesacre** (*stäv'-a-ker*). See *Staphisagria*.

**Stay Knot**. See *Knot*.

**Steam** (*stem*) [ME., *steem*, steam]. The vapor of water; water in a gaseous state. **S.-atomizer**. See *Atomizer*. **S.-doctor**, an old name for a Thompsonian physician, from the extensive use of steaming and sweating made by that school. **S.-tug Murmur**, the double murmur of aortic obstruction and insufficiency. It may be expressed by the word *hoo-chee*, *hoo* representing the obstructive murmur, and *chee* the regurgitant murmur.

**Steapsin** (*ste-ap'-sin*) [*στέαπ*, fat]. A diastasic ferment which causes fats to combine with an additional molecule of water and then split into glycerin and their corresponding acids. See *Ferments*.

**Stear** (*ste'-ar*) [*στέαπ*, fat]. See *Adeps*.

**Stearaldehyd** (*ste-ar-al'-de-hid*) [*στέαπ*, fat; *aldehyd*],  $C_{18}H_{36}O$ . A substance appearing in tablets having a bluish luster; it fuses at  $63.5^{\circ}C$ . and boils at  $192^{\circ}C$ .

**Stearate** (*ste'-ar-ät*) [*στέαπ*, fat]. A salt of stearic acid.

**Stearerin** (*ste-ar'-er-in*) [*στέαπ*, fat]. A fatty substance found in the oil of sheeps' wool and which is analogous to stearin.

**Stearic** (*ste-ar'-ik*) [*στέαπ*, fat]. A name applied to an acid derived from fats and oils. **S. Aldehyd**,  $C_{17}H_{35}CHO$ , a substance bearing the same relation to stearic acid that an ordinary aldehyd bears to acetic acid. **S. Acid**. See *Acid*.

**Steariform** (*ste-ar'-if-orm*) [*στέαπ*, fat; *forma*, form]. Having the appearance of or resembling fat.

**Stearin** (*ste'-ar-in*) [*στέαπ*, fat],  $C_{18}H_{36}O_2$  ( $C_{18}H_{35}O_2$ )<sub>3</sub>. An ether or glycerid formed by the combination of stearic acid and glycerin. When crystallized it forms white, pearly scales, soft to the touch, but not greasy, and odorless and tasteless when pure. It is insoluble in water, but soluble in hot alcohol and ether.

**Stearocnote** (*ste-ar-ok'-not*) [*στέαπ*, fat; *ὀκνός*, inactive]. An insoluble but fusible solid substance occurring in brain-tissue.

**Stearodermia** (*ste-ar-o-der'-me-ah*) [*στέαπ*, fat; *δέρμα*, the skin]. An affection of the sebaceous glands of the skin.

**Stearol** (*ste'-ar-öl*) [*στέαπ*, fat]. - A medicament having fat as an excipient.

**Stearolic Acid** (*ste-ar-ol'-ik*). See *Acid*.

**Stearone** (*ste'-ar-ön*) [*στέαπ*, fat],  $C_{35}H_{70}O$ . A substance obtained by the partial decomposition of stearic acid. It is a volatile liquid, and seems to be the same as stearic acid deprived of two equivalents of carbonic acid.

**Stearophanic Acid** (*ste-ar-o-fan'-ik*). Synonym of *Stearic Acid*.

**Stearopten** (*ste-ar-op'-tên*) [*στέαπ*, fat; *πτηνός*, winged, volatile]. Any camphor-like, crystalline substance held naturally in solution in a volatile oil.

**Stearoxylic Acid** (*ste-ar-oks-il'-ik*). See *Acid*.

**Stearrhea**, **Stearrhœa** (*ste-ar-e'-ah*) [*στέαπ*, fat; *ῥοία*, a flow]. See *Seborrhea*. **S. congestiva**. Synonym of *Seborrhœa congestiva*. **S. flavescens**, a seborrhea in which the sebaceous matter turns yellow after being deposited upon the skin. **S. nigricans**. See *Chromidrosis*. **S. simplex**, ordinary seborrhea.

**Stearyl** (*ste'-ar-il*) [*στέαπ*, fat; *ῖλη*, matter],  $C_{18}H_{35}O$ . The radicle of stearic acid.

**Steatin** (*ste'-at-in*) [*στέατινον*, pertaining to suet]. 1. Same as *Stearin*. 2. Any cerate containing a considerable proportion of tallow.

**Steatinum** (*ste-at-i'-num*) [*στέατινον*, pertaining to suet]. A name given to certain pharmaceutical preparations similar to cerates.

**Steatite** (*ste'-at-it*). See *Talcum*.

**Steatocele** (*ste-at'-o-sel*) [*στέαπ*, fat; *κήλη*, a tumor]. A tumor formed by a collection of fatty matter in the scrotum.

**Steato-cryptosis** (*ste-at-o-krip'-to'-sis*) [*στέαπ*, fat; *κρύπτη*, a crypt, or sac]. Abnormality of function of the sebaceous glands.

**Steatodes** (*ste-at-o'-déz*) [*στέαπ*, fat; *εἶδος*, resemblance]. Fatty.

**Steatogenous** (*ste-at-øj'-en-us*) [*στέαπ*, fat; *γενής*, produced]. Producing steatosis.

**Steatolysis** (*ste-at-ol'-is-is*) [*στέαπ*, fat; *λύσις*, solution]. The emulsifying process by which fats are prepared for absorption and assimilation.

**Steatolytic** (*ste-at-ol'-is-is*) [*στέαπ*, fat; *λύσις*, solution]. Accomplishing a steatolysis.

**Steatoma** (*ste-at-o'-mah*) [*στέαπ*, fat; *όμα*, tumor; *πλ.*, *Steatomata*]. A sebaceous encysted tumor; a lipoma. **S. melliceris**, a sebaceous cyst. **S. testiculi**. Synonym of *Steatocele*.

**Steatomatous** (*ste-at-o'-mat-us*) [*στέαπ*, fat; *όμα*, tumor]. Pertaining to a steatoma.



- Steatomyces** (*ste-at-o-mi'-sēz*) [στέαρ, fat; μύκης, a mushroom]. A fatty fungous growth.
- Steatopathic** (*ste-at-o-path'-ik*) [στέαρ, fat; πάθος, disease]. Pertaining to diseases of the sebaceous glands.
- Steatopyga**, or **Steatopygia** (*ste-at-op'-ig-ah*, *ste-at-op'-ge-ah*) [στέαρ, fat; πυγή, buttock]. *Hottentot deformity*; enormous fatness of the buttock, common among the women of some African tribes.
- Steatopygous** (*ste-at-op'-ig-us*) [στέαρ, fat; πυγή, buttock]. Characterized by or pertaining to an abnormal largeness of the glutei muscles and adjacent parts.
- Steatopygy** (*ste-at-op'-ij-e*). See *Steatopygia*.
- Steatorrhea**, **Steatorrhœa** (*ste-at-or'-e'-ah*) [στέαρ, fat; ῥοία, flow]. An increased flow of the secretion of the sebaceous follicles. See *Seborrhea*. **S. amianthaca**, a form of seborrhea in which the excess of solid constituents gives the appearance of scalliness of the skin. See, also, *Seborrhea*. **S. nigricans**. Same as *Seborrhœa nigricans*. **S. simplex**, excess of sebaceous excretion of the face.
- Steatosis** (*ste-at-o'-sis*) [στέαρ, fat]. Fatty degeneration. The condition due to the existence and progress of steatoma, or fatty degeneration of a part. Also, any abnormal accumulation of fat.
- Steatospongus** (*ste-at-o-spun'-gus*) [στέαρ, fat; σπῆγγος, a sponge]. Synonym of *Steatomyces*, *q. v.*
- Steatozoön** (*stē-at-o-zo'-on*) [στέαρ, fat; ζῶον, an animal]. The parasite, *Demodex folliculorum*, contained in comedones. See *Parasites (Animal)*, *Table of*.
- Stechiologic**, **Stæchiologic**, **Stoicheiologic** (*stek-e-o-loj'-ik*) [στοιχείον, a first principle; λόγος, science]. Pertaining to stechiology.
- Stechiology**, **Stæchiology**, **Stoicheiology** (*stek-e-o-l'-o-je*) [στοιχείον, a first principle; λόγος, science]. The doctrine of elements.
- Steel** (*stēl*) [ME., *steel*, steel]. Iron chemically combined with a certain proportion of carbon. It holds an intermediate position between white cast iron and wrought iron, partaking of the most valuable qualities of both. Steel of good quality is fine-grained, elastic, and tough. See, also, *Ferrum*. **S. Balsam**. Synonym of *Lin. ferri nitrici*. **S.-blue**. Same as *Berlin Blue*. **S.-grinders' Phthisis**. See *Pneumonoconiosis*. **S.-pen Palsy**. See *Writers' Cramp*. **S. Wine**. Synonym of *Vinum ferri*.
- Stège** (*stē'-je*) [στέγος, roof]. The inner layer of the rods of Corti.
- Stegnosis** (*steg-no'-sis*) [στέγνωσις, a checking of a discharge; a soldering]. Constipation, or costiveness; the checking of a discharge; the closing of a passage; stenosis.
- Stegnotic** (*steg-no'-ik*) [στεγνωτικός]. Effecting stegnosis. Astringent.
- Steirosis** (*sti-ro'-sis*) [στείρωσις]. Sterility.
- Stella** (*stēl'-ah*) [L., "star"]. A star-shaped bandage; stellate bandage.
- Stellate** (*stēl'-at*) [*stella*, a star]. In biology, star-shaped, or with parts radiating from a center, as stellate stigmas, stellate hairs, etc. **S. Bandage**, one that is wound crosswise on the back. **S. Fracture**, a fracture in which there are numerous fissures radiating from the central point of injury. It usually occurs in flat bones. **S. Hair**, a hair which divides at the end in a star-shaped fashion. **S. Laceration**, one involving the tissues in several directions, as a stellate laceration of the cervix uteri. **S. Ligament**. See *Ligament*. **S. Veins**, minute venous radicles arranged in stellate fashion and located just beneath the capsule of the kidney.
- Stelliform** (*stēl'-if-orm*) [*stella*, star; *forma*, form]. Having the form of a star.
- Stellula** (*stēl'-u-lah*) [dim. of *stella*, a star]. In anatomy, a plexus of veins in the cortex of the kidney.
- Stellulæ Verheyinii**, a stellate network of veins in the outer part of the cortex of the kidney.
- Stellwag's Symptom**. Slight retraction of the upper lid in exophthalmic goiter, whether complicated or not with Graefe's symptom, and giving rise to a widening of the palpebral fissure. See *Signs and Symptoms*, *Table of*.
- Stem** [ME., *stem*, stem]. The pedicle of a tumor; the shaft of a hair; the supporting stalk of a leaf or plant. **S., Brain**, the brain, less the fissured portion of the cerebrum. **S.-eelworm**. See *S.-sickness*. **S., Gland**, a gland-duct. **S. of Hair**. Synonym of *Hair-shaft*. **S., Herbaceous**, in biology, a stem that dies in winter. **S.-pessary**, a pessary having a stem or rod which enters the os uteri. **S.-sickness**, a parasitic disease of clover, due to the presence of the stem-eelworm (*Tylenchus devastatrix*).
- Stemma** (*stem'-ah*) [στέμμα, a wreath, a garland: *pl.*, *Stemmata*]. In biology: (*a*) one of the simple eyes of an invertebrate; an ocellus; (*b*) one of the facets of a compound eye; (*c*) the tubercle giving attachment to the basal joint of an antenna.
- Stenagma** (*sten-ag'-mah*) [στενάζειν, to sigh]. Synonym of *Sigh*.
- Stenagmus** (*sten-ag'-mus*) [στενάζειν, to sigh]. Sighing.
- Stench** [ME., *stench*, a smell]. An ill smell; an offensive odor. **S.-pipe**, an upright pipe that reaches above the roof of a house; it is intended to give vent to foul vapors that accumulate in waste-pipes, and water-closets. **S.-trap**, in sewerage and plumbing, a device for preventing a reflux of foul vapors and gases.
- Steno, Duct of**. See *Duct*.
- Steno-** (*sten'-o-*) [στενός, narrow]. A prefix, denoting narrowing or constriction.
- Stenobregmate** (*sten-o-breg'-māt*) [στενός, narrow; βρέγμα, the bregma]. The condition in which the upper and fore part of the head is narrow.
- Stenocardia** (*sten-o-kar'-de-ah*) [στενός, narrow; καρδία, heart]. Contraction of the heart, or of its orifices; angina pectoris.
- Stenocarpin** (*sten-o-kar'-pin*) [στενός, narrow; καρπος, fruit]. A fraudulent anesthetic and mydriatic, asserted to have been obtained from the leaves of *Gleditschia triacanthos*, the tear-blanket tree. It has been proved to be a mixture of cocaine and atropin.
- Stenocephalous** (*sten-o-sef'-al-us*) [στενός, narrow; κεφαλή, head]. Having a head narrow in one or more of its diameters.
- Stenochoria** (*sten-o-ko'-re-ah*) [στενός, narrow; χώρος, space]. Narrowness, stricture, or partial obstruction. Also, contraction of the vagina. **S. saccilacrimalis**, stenosis of the lacrymo-nasal duct.
- Stenocoriasis** (*sten-o-ko-ri'-as-is*) [στενός, narrow; κόρη, pupil]. Narrowing of the pupil.
- Stenocrotaphia**, or **Stenocrotaphy** (*sten-ok-ro-ta'-fe-ah*, or *sten-o-kro'-ta-fe*) [στενός, narrow; κρόταφος, the temple]. A narrowing of the temporal region of the skull.
- Stenomycteria** (*sten-o-mik-te'-re-ah*) [στενός, narrow; μυκτήρ, the nose]. Nasal stenosis.
- Stenon, Duct of**. See *Duct*.
- Stenopeic** (*sten-o-pe'-ik*) [στενός, narrow; ὀπίστος, pierced]. Applied to lenses that allow the passage of rays only through a straight, narrow slit.
- Stenopetalous** (*sten-o-pet'-al-us*) [στενός, narrow; πέταλον, a leaf]. In biology, furnished with narrow petals.

- Stenophyllous** (*sten-of-il'-us*) [στενός, narrow; φύλλον, a leaf]. In biology, possessing narrow leaves.
- Stenoraic** (*sten-o-ra'-ik*). See *Stenopeic*.
- Stenosis** (*sten-o'-sis*) [στενός, narrow]. Constriction or narrowing of any pore, duct, vessel, or passage. **S.**, **Aortic**, a narrowing of the aortic orifice at the base of the heart or a narrowing of the aorta itself. **S.**, **Cardiac**, as a consequence of inflammation of the connective tissue in the myocardium, the conus arteriosus upon either side of the heart may become diminished in diameter, with consequent hindrance to the free passage of blood from the ventricle into its corresponding artery. This constitutes what is called *stenosis of the heart*. The second sound is fully formed and sharply defined, thus distinguishing the condition from valvular stenosis. **S.**, **Cicatricial**, stenosis due to a contracted cicatrix. **S.**, **Granulation**, narrowing caused by encroachment or contraction of granulations. **S.**, **Mitral**, stenosis of left auriculo-ventricular orifice. **S.**, **Post-tracheotomy**, stenosis after tracheotomy. **S.**, **Sub-aortic**. See *S.*, *Aortic*.
- Stenostegnosis, Stenostenosis** (*sten-o-steg-no'-sis*, *sten-o-sten-o'-sis*) [*Stenononianus*, or *Stensen*; στεγνός, constriction]. Stenosis of Stensen's duct.
- Stenostomatous** (*sten-o-sto'-mat-us*) [στενός, narrow; στόμα, mouth]. Having a small mouth.
- Stenostomia** (*sten-o-sto'-me-ah*) [στενός, constriction; στόμα, mouth]. A narrowing or closure of the mouth.
- Stenostomy** (*sten-os'-to-me*) [στενός, narrow; στόμα, a mouth]. The contraction of any mouth or aperture.
- Stenothermal** (*sten-o-ther'-mal*) [στενός, narrow; θερμός, heat]. Capable of sustaining a small range of temperature.
- Stenothorax** (*sten-o-tho'-raks*) [στενός, narrow; θώραξ, thorax]. Having a straight, short thorax.
- Stenotic** (*sten-ot'-ik*) [στενός, narrow]. Characterized by stenosis; reduced in size or caliber; contracted.
- Stensen, Canal of**. See *Duct*. **S.**, **Duct of**. See *Duct*. **S.**, **Foramen of**. See *Foramina*, *Table of*. **S.**'s **Experiment**, compression of the abdominal aorta of an animal, so as to cut off the blood-supply to the lumbar region of the spinal cord. It leads to rapid paralysis of the posterior portion of the body.
- Stentorin** (*sten'-to-rin*) [στέντωρ, a Greek herald]. A blue pigment obtained by E. Ray Lankester from infusorians of the genus *Stentor*.
- Stephanial, Stephanic** (*stef-an'-e-al*, *stef-an'-ik*) [στέφανος, a wreath]. Pertaining to the stephanion.
- Stephanion** (*stef-an'-e-on*) [στέφανος, a wreath; crown]. See *Craniometric Points*.
- Stepmother's Blessing**. A popular term for hang-nail.
- Steppage** (*stef'-āj*) [ME., *steppe*, a step]. The peculiar gait seen in dorsal tabes, arsenical, alcoholic, and other forms of neuritic paralysis.
- Steppe Disease**. Synonym of *Rinderpest*. **S.** **Mur-rain**. See *Rinderpest*.
- Stercobilin** (*ster-ko-bil'-in*) [*stercus*, fecal matter; bilis, bile]. A coloring-matter found in intestinal excrement. It is identical with hydrobilirubin.
- Stercoraceous** (*ster-ko-ra'-shus*) [*stercus*, dung]. Fecal; having the nature of feces. Applied especially to vomiting when fecal matter is mixed with the ejected substances.
- Stercoral** (*ster'-ko-ral*). See *Stercoraceous*.
- Stercemia** (*ster-ko-re'-me-ah*) [*stercus*, dung; αἷμα, blood]. A condition resulting from arrest of intestinal excretion, and absorption of toxic matters formed in the intestines.
- Stercorin** (*ster'-ko-rin*) [*stercus*, dung]. A fecal extractive resembling biliary cholesterolin.
- Sterculia** (*ster-ku'-le-ah*) [*stercus*, dung]. A genus of some 85 species of tropical trees. **S.** **urens** of India, and **S.** **tracacantha** of Africa afford some part of the gums known as tragacanth. **S.** **acuminata** produces the kola-nut. See *Kola*.
- Sterculiaceae** (*ster-ku'-le-a'-shus*) [*stercus*, excrement]. Of, or pertaining to, the genus *Sterculia*.
- Stercus** (*ster'-kus*) [*stercus*, dung]. Feces.
- Stereoblastula** (*ster-e-o-blas'-tu-lah*) [στερεός, solid; βλαστός, a germ: pl., *Stereoblastula*]. In biology, a solid blastula. Also spelled *sterroblastula*.
- Stereo-chemistry** (*ster-e-o-chem'-is-tri*) [στερεός, solid; χημεία, chemistry]. Stereo-isomerism; theoretic explanations of close isomerisms, by which it is assumed that the differences between the various isomers are due to the different positions of the same atoms or radicles in tri-dimensional representations of the molecules. Ordinary structural formulæ involve only two dimensions, length and breadth, but these are not sufficient to explain numerous cases of isomerism now known, and a "spatial" or "solid" conception of the molecule is necessary. The term allo-isomerism has been proposed for these cases.
- Stereocyst** (*ster'-e-o-sist*) [στερεός, solid; κύστις, cyst]. A hard cyst, or cystic growth.
- Stereogastrula** (*ster-e-o-gas'-tru-lah*) [στερεός, solid; γαστήρ, stomach: pl., *Stereogastrula*]. In biology, a solid gastrula. Also spelled *Sterrogastrula*.
- Stereognostic** (*ster-e-og-nos'-tik*) [στερεός, solid; γνώσις, knowledge]. Pertaining to the cognition of solidity, or tri-dimensional forms.
- Stereogram** (*ster'-e-o-gram*) [στερεός, solid; γράμμα, a writing]. A stereoscopic picture.
- Stereograph** (*ster'-e-o-graf*). Same as *Stereogram*.
- Stereographic** (*ster-e-o-graf'-ik*) [στερεός, solid; γράφειν, to write]. Pertaining to stereography. **S.** **Dermatoneurosis**. See *Urticaria*, *Facititious*.
- Stereography** (*ster-e-og'-ra-fe*) [στερεός, solid; γράφειν, to write]. Graphic representation of the skull; a branch of craniometry.
- Stereom** (*ster'-e-om*) [στερεός, solid]. The strength-giving fibers of fibro-vascular tissue. See *Mestome*.
- Stereomonoscope** (*ster-e-o-mon'-o-skōp*) [στερεός, solid; μόνος, single; σκοπεῖν, to view]. An instrument with two lenses for producing a single picture giving the effect of solidity.
- Stereoneura** (*ster-e-o-nu'-rah*) [στερεός, solid; νεῖρον, nerve]. A term proposed by Wilder for the invertebrates whose nervous axis, when it exists, presents no cavity as in the vertebrates or celoneura.
- Stereophantoscope** (*ster-e-o-fan'-to-skōp*) [στερεός, solid; φαντασμαι, to appear]. A panorama-stereoscope using rotating discs in place of pictures.
- Stereophoroscope** (*ster-e-o-for'-o-skōp*) [στερεός, solid; φέρειν, to carry; σκοπεῖν, to see]. A stereoscopic zoetrope; an instrument for the production of a series of images apparently in motion and in stereoscopic relief.
- Stereoplanula** (*ster-e-o-plan'-u-lah*) [στερεός, solid; planula, from planus, flat]. In biology, a solid planula. Also spelled *Sterroplanula*.
- Stereoplasm** (*ster'-e-o-plasm*) [στερεός, solid; πλάσμα, anything formed or molded]. In biology: (a) a secretion of the basal membrane of certain *Actinia*, superseding and supplementing the dissepiments. (b) Nägeli's term for the solid part of protoplasm. See *Protoplasm*.
- Stereoplasma** (*ster-e-o-plas'-mah*) [στερεός, solid; πλάσμα, something formed or molded]. See *Stereoplasm*.
- Stereoscope** (*ster'-e-o-skōp*) [στερεός, solid; σκοπεῖν, to see]. An instrument by which two similar pictures of the same object are made to overlap so that the re-



flected images are seen as one, thereby giving the appearance of solidity and relief. The stereoscope is used in the treatment of strabismus, in which condition it serves as an excellent means of ocular gymnastics. It is also of service in optometry to nullify convergence and diminish accommodation.

**Stereoscopic** (*ster-e-o-skop'-ik*) [στερεός, solid; σκοπεῖν, to view]. Pertaining to stereoscopy. **S.** Vision, binocular vision. See *Stereoscope*.

**Stereoscopy** (*ster-e-o-sk'-ko-pe*) [στερεός, solid; σκοπεῖν, to view]. The use of the stereoscope.

**Sterigma** (*ster-ig'-mah*) [στήριγμα, a prop, support: *pl.*, *Sterigmata*]. In biology, a stalk or support.

**Sterile** (*ster'-il*) [*sterilis*, barren]. Not fertile or capable of reproducing; applied mainly to females. Free from microorganisms or spores.

**Sterility** (*ste-rih'-it-e*) [*sterilitas*]. The condition of being sterile, infertile, or incapable of reproducing. **S.**, **Facultative**, sterility caused by the prevention of conception. **S.**, **Idiopathic**. See *AzoöspERMATISM*. **S.**, **Relative**, sterility due to other causes than abnormality of the sexual organs.

**Sterilization** (*ster-il-iz-a'-shun*) [*sterilis*, barren]. The condition of rendering sterile, infertile, or incapable of reproducing. In bacteriology, the destruction by heat of the spores or mature forms of bacilli, micrococci, or other forms of microscopic life. In most instances a temperature of 100° C. (212° F.) devitalizes not only the mature forms, but the spores as well. In a few instances this temperature is not fatal to either. This, *e. g.*, is the case with *B. tenuis*, the rods resisting 100° and the spores 115°. **S.**, **Hueppe's Method of**, the repeated exposure to a temperature of from 52° to 65° C. **S.**, **Intermittent**, a method of sterilization of organic infusions introduced by Prof. Tyndall, in which an interval of time is allowed to elapse between the several heatings, giving an opportunity for any spores present to develop into adult microbes, in which form they readily succumb to the action of heat. **S.-test**, **Hochenegg's**, the surgical dressings are impregnated with a mixture composed of 150 parts of a solution of aluminum acetate of the Austrian Pharmacopeia, 150 parts water, and 5 parts of a 21 per cent. paste of alizarin. This is a yellowish-brown mixture, but on exposure to the temperature of boiling water becomes bright-red.

**Sterilizer** (*ster-il-iz-a'-tor*) [*sterilis*, sterile]. An instrument for sterilizing or killing germs by heat, including the exact determination of the degree of heat required to effect this in the case of different species.

**Sterilized** (*ster'-il-izd*) [*sterilis*, sterile]. Rendered sterile.

**Sterilizer** (*ster'-il-iz-er*). See *Sterilizer*.

**Sternad** (*stur'-nad*) [στέρνον, breast-bone]. Toward the sternal aspect.

**Sternal** (*stur'-nal*) [στέρνον, the breast-bone]. Pertaining to the sternum. **S.** Band. See *Band*. **S.** Canal. See *Canal*.

**Sternalgia** (*stur-nal'-je-ah*) [στέρνον, breast-bone; ἄλγος, pain]. Pain in the sternum.

**Sternalgic** (*stur-nal'-jik*) [στέρνον, breast-bone; ἄλγος, pain]. Affected with sternalgia.

**Sternalis** (*stur-na'-lis*) [στέρνον, breast-bone]. Connected with the sternum; sternal.

**Sterneber** (*stur'-ne-ber*). See *Sternebra*.

**Sternebra** (*stur'-ne-brah*) [sternum, sternum; vertebra, vertebra]. Any one of the serial segments of the sternum.

**Sternebral** (*stur'-ne-bral*) [sternum, sternum; vertebra, vertebra]. Pertaining to or of the nature of a sternebra.

**Sternen** (*stur'-nen*) [sternum, sternum]. Belonging to the sternum in itself.

**Sterniform** (*stur'-nif-orm*) [sternum, sternum; forma, form]. Shaped like a sternum.

**Sternite** (*stur'-nit*) [στέρνον, breast-bone]. The under or ventral sclerite of an abdominal segment.

**Sternitic** (*stur-nit'-ik*) [στέρνον, breast-bone]. Pertaining to a sternite.

**Sterno-** (*ster'-no-*) [sternum, sternum]. A prefix used to denote connection with the sternum. **S.-clavicular**, pertaining jointly to the sternum and the collar-bone. **S.-cleido-mastoid**; **S.-hyoid**; **S.-thyroid**. See *Muscles*, *Table of*.

**Sterno-abdominalis** (*stur-no-ab-dom-in-a'-lis*) [στέρνον, breast-bone; abdomen, abdomen]. The triangularis sterni and the transversus abdominis considered as a single muscle.

**Sternocostal** (*stur-no-kos'-tal*) [sternum, sternum; costa, a rib]. Pertaining conjointly to the sternum and the ribs.

**Sternocoxal** (*stur-no-koks'-al*) [sternum, sternum; coxa, hip]. Pertaining to the sternites and coxæ of an arthropod.

**Sternofacial** (*stur-no-fa'-shal*) [sternum, sternum; facies, face]. Pertaining to the sternum and the face.

**Sternoglossal** (*stur-no-glos'-al*) [στέρνον, breast-bone; γλῶσσα, tongue]. Pertaining to the sternum and the tongue.

**Sternohyoid** (*stur-no-hi'-oid*) [sternum, sternum; hyoid]. Pertaining to the sternum and the hyoid bone.

**Sternoid** (*stur'-noid*) [στέρνον, breast-bone; εἶδος, resemblance]. Resembling the sternum.

**Sternomaxillary** (*stur-no-maks'-il-a-re*) [sternum, sternum; maxilla, jaw]. Pertaining to the sternum and the mandible.

**Sternon** (*stur'-non*). Same as *Sternum*.

**Sternopagia** (*stur-no-pa'-je-ah*) [στέρνον, breast-bone; πάγος, fixed]. The condition of a sternopagus.

**Sternopagus** (*stur-nop'-ag-us*) [sternum, sternum; πάγος, set]. A double monomphalic monstrosity united by the sterna.

**Sternoscapular** (*stur-no-skap'-u-lar*) [sternum, sternum; scapula, scapula]. Pertaining to the sternum and the scapula.

**Sternothyroid** (*stur-no-thi'-roid*) [sternum, sternum; thyroid]. Pertaining to the sternum and the thyroid cartilage.

**Sternotracheal** (*stur-no-tra'-ke-al*) [sternum, sternum; trachea]. Pertaining to the sternum and the trachea.

**Sternotribe** (*stur'-no-trīb*) [στέρνον, breast-bone; τρίβειν, to rub]. In biology, touching the heart.

**Sternum** (*stur'-num*) [στέρνον, breast-bone]. The flat, narrow bone in the median line in the front of the chest, composed of three portions, the manubrium, or presternum, the gladiolus, and the xiphisternum, or ensiform, or xiphoid, appendix. See illustration of Thorax, anterior view, page 224.

**Sternutament** (*ster-nul'-tam-ent*) [sternutamentum; sternutare, to sneeze]. A substance causing sneezing.

**Sternutation** (*ster-nu-ta'-shun*) [sternutatio, a sneezing]. The act of sneezing.

**Sternutatory** (*ster-nul'-tat-or-e*) [sternutare, to sneeze]. 1. Provocative of sneezing. 2. An er-rhine; a drug or compound that causes sneezing.

**Sterroblastula** (*ster-o-blas'-tu-lah*) [στερεός, solid; βλαστός, a bud, a germ]. See *Stereoblastula*.

**Sterrogastrula** (*ster-o-gas'-tru-lah*) [στερεός, solid; γαστήρ, stomach]. See *Stereogastrula*.

**Stereoplanula** (*ster-o-plan'-u-lah*) [στερεός, solid; planula, from planus, flat]. See *Stereoplanula*.

**Stertor** (*stur'-lor*) [stertere, to snore]. Sonorous breathing, or snoring. The rasping, rattling sound produced

- when the larynx and the air-passages are obstructed with mucus.
- Stertorous** (*stur'-to-rus*) [*stertere*, to snore]. Breathing with a snoring sound.
- Stetharteritis** (*steth-ar-ter-i'-tis*) [*στήθος*, heart; *ἀρτηρία*, artery; *τις*, inflammation]. Inflammation of the arteries of the thorax.
- Stetho-** (*steth'-o*) [*στήθος*, chest]. A prefix to denote connection with or relation to the chest.
- Stethocatharsis** (*steth-o-kath-ar'-sis*). Synonym of *Expectoration*.
- Stethocele** (*steth'-o-sel*). See *Pneumonocele*.
- Stethocelodyspnea** (*steth-o-se-lo-disp-ne'-al*) [*στήθος*, chest; *κήλη*, hernia; *δύσπνοια*, dyspnea]. Dyspnea due to hernia of the lung.
- Stethochysis** (*steth-ok'-is-is*). See *Hydrothorax*.
- Stethogoniometer** (*steth-o-go-ne-om'-et-er*) [*στήθος*, chest; *γωνία*, angle; *μέτρον*, measure]. An instrument for measuring the curvature of the chest.
- Stethograph** (*steth'-o-graf*) [*στήθος*, chest; *γράφειν*, to record]. An instrument for recording the respiratory movements of the chest-wall.
- Stethographic** (*steth-o-graf'-ik*) [*στήθος*, chest; *γράφειν*, to write]. Pertaining to the stethograph or to stethography.
- Stethography** (*steth-og'-ra-fe*) [*στήθος*, chest; *γράφειν*, to write]. The art of recording graphically the movements of the chest-wall.
- Stethokyrtograph** (*steth-o-kir'-to-graf*) [*στήθος*, chest; *κύρτος*, curved; *γράφειν*, to write]. An apparatus designed for measuring and recording the dimensions of the chest.
- Stethomenia** (*steth-o-me'-ne-al*) [*στήθος*, chest; *μήν*, month]. Vicarious menstruation by way of the bronchial tubes.
- Stethometer** (*steth-om'-et-er*) [*στήθος*, chest; *μέτρον*, measure]. An instrument for measuring the amount of expansion of the chest and the relative expansibility of the two sides.
- Stethometry** (*steth-om'-et-re*) [*στήθος*, chest; *μέτρον*, measure]. The measuring of respiratory movements by means of a stethometer.
- Stethomyitis** (*steth-o-mi-i'-tis*) [*στήθος*, chest; *μῦς*, muscle; *τις*, inflammation]. Inflammation of the muscles of the chest.
- Stethophonometer** (*steth-o-fo-nom'-et-er*) [*στήθος*, chest; *φωνή*, sound; *μέτρον*, measure]. An instrument to measure the phenomena elicited by auscultation.
- Stethopolyscopium** (*steth-o-pol-is-ko'-pe-um*) [*στήθος*, chest; *πολύς*, many; *σκοπεῖν*, to view]. A stethoscope having several tubes for the simultaneous use of several observers.
- Stethorrheuma** (*steth-or-u'-mah*) [*στήθος*, chest; *ῥεύμα*, rheum]. Rheumatism of the thorax.
- Stethoscope** (*steth'-o-skōp*) [*στήθος*, breast; *σκοπεῖν*, to examine]. An instrument for ascertaining the condition of the organs of circulation and respiration by their sounds. It consists of a hollow tube, one end being placed over the locality to be examined, the other at the ear of the examiner. A binaural form of the instrument consists of a Y-shaped tube, the flexible branches being applied each to an ear of the listener. By this means not only are all extraneous sounds shut out, but an intensified sound is conveyed to the ear.
- Stethoscopic** (*steth'-o-skōp-ik*) [*στήθος*, chest; *σκοπεῖν*, to view]. Pertaining to or detected by means of the stethoscope.
- Stethoscopist** (*steth'-o-skōp-ist*) [*στήθος*, chest; *σκοπεῖν*, to view]. One versed in the use of the stethoscope.
- Stethoscopy** (*steth-os'-ko-pe*) [*στήθος*, chest; *σκοπεῖν*, to view]. Examination of the chest, especially that which is performed with the aid of the stethoscope.
- Stethospasm** (*steth'-o-spazm*) [*στήθος*, chest; *σπασμός*, spasm]. Spasm of the pectoral muscles.
- Stevens' Saline Mixture**. A mixture composed of sodium chlorid 20 grains, potassium chlorate 7 grains, sodium carbonate 30 grains, water 12 fluidrams; recommended to be taken every half hour in malignant cholera.
- Sthenia** (*sthen'-e-al*) [*σθένος*, strength]. Normal or excessive force or vigor (opposed to *asthenia*).
- Sthenic** (*sthen'-ik*) [*σθένος*, strength]. Strong, active. **S. Fever**, synochus; a form of continued fever marked by high bodily temperature, quick and tense pulse, and highly colored urine.
- Sthenopyra** (*sthen'-e-pi'-rah*) [*σθένος*, strength; *πῦρ*, fever]. Sthenic fever.
- Stibiacne** (*stib-e-ak'-ne*) [*στίβι*, antimony sulphuret; *ἄκνη*, acne]. Acne caused by the use of antimony.
- Stibial** (*stib'-e-al*) [*στίβι*, antimony sulphuret]. Pertaining to stibium, or antimony.
- Stibialism** (*stib'-e-al-izm*) [*στίβι*, antimony sulphuret]. Antimonial poisoning.
- Stibium** (*stib'-e-um*). See *Antimonium*.
- Stichcultar** (*stich'-kūl'-tūr*) [Ger.]. See *Stab-culture*.
- Stick** (*stik*) [ME., *stiken*, to stick]. 1. To pierce with a pointed weapon. 2. A slender piece of wood. **S.-caustic**. See *Argentum. S.-lac*. See *Lac*.
- Sticking Plaster**. See *Adhesive Plaster*.
- Stictacne** (*stib-tak'-ne*) [*στικτός*, punctated; *ἄκνη*, acne]. Acne punctata; acne in which the pustules have a red, raised base, with a central black point.
- Stiebel, Canal of**. See *Canal*.
- Stiega, Canal of**. See *Canal*.
- Stiff** (*stif*) [ME., *stif*, stiff]. Inflexible, unyielding, immovable in continuity; applied especially to normally movable parts. **S. Joint**. See *Ankylosis. S. Neck*. See *Torticollis*.
- Stifle** (*sti'-fl*) [ME., *stifil*, to choke]. 1. To choke up; to kill by impeding respiration. 2. The stifle-joint, *q. v.* 3. Disease or other affection of the stifle-bone, *q. v.* **S.-bone**, the patella of the horse. **S.-joint**, the knee-joint of the horse.
- Stifling** (*sti'-fling*) [ME., *stifil*, to choke up]. Close; oppressive. **S.-bone**. Same as *Stifle-bone*.
- Stigma** (*stig'-mah*) [*στίγμα*, point; *pl.*, *Stigmata*]. A minute cicatrix. In biology, a spot or mark, as (a) one of the so-called eye-spots, usually red, in many colored *Flagellata*; (b) the outer aperture of a tubular trachea, in the *Antennata* (*Myriapoda* and *Ilexapoda*); (c) the external opening of a segmental organ in the *Annelida*; see *Pseudo-stomata*; (d) that part of a pistil which receives the pollen; (e) the spot at which the ovisac ruptures in the escape of an ovum into the oviduct. See also, *Stigmata*.
- Stigmal** (*stig'-mal*) [*στίγμα*, stigma]. Pertaining to a stigma.
- Stigmata, Bakers'**. Nodules on the backs of the fingers caused by kneading dough. **S., Hereditary**, psychic stigmata resembling those of an ancestor and supposed to be inherited. **S., Hysteric**, the specific, peculiar phenomena or symptoms of hysteria—as the anesthesia, hyperesthesia, hysterogenic zones, reversal of the color-field, contraction of the visual field, the phenomena of transport, amblyopia, impairment of the sense of hearing, of taste, and of the muscular sense, etc. **S. maydis**. See *Zea mays. S., Neurasthenic*. See *S., Hysteric. S. nigra*, the black spots caused by the presence of grains of gun-powder in the skin. **S., Psychic**, certain mental states characterized by susceptibility to



particular suggestions. **S. rubra**, petechiae due to various causes. **S., Somatic**, the objective signs of certain nervous affections. **S., Venous**, varicose veins.

**Stigmatal** (*stig'-mat-al*) [*στῖγμα*, stigma]. Stigmatic. **Stigmatic** (*stig'-mat'-ik*) [*στῖγμα*, spot]. Belonging or pertaining to a stigma; characterized by a stigma, or by stigmata.

**Stigmatiferous** (*stig'-mat'-if'-er-us*) [*στῖγμα*, stigma; *ferre*, to bear]. Bearing stigmata.

**Stigmatiform** (*stig'-mat'-if'-orm*) [*στῖγμα*, stigma; *forma*, form]. Having the form of a stigma.

**Stigmatism** (*stig'-mat-ism*) [*στῖγμα*, point]. A condition of the refractive media of the eye in which rays of light from a point are accurately brought to a focus on the retina. Synonymous with emmetropia. See, also, *Astigmatism*.

**Stigmatization** (*stig'-mat-is-a'-shun*) [*στῖγμα*, point]. The formation of ecchymotic spots upon the body.

**Stigmatodermia** (*stig'-mat-o-der'-me-ah*) [*στῖγμα*, a prick; *δέρμα*, skin]. Disease of the prickle-cell layer of the skin.

**Stigmatoid** (*stig'-mat-oid*) [*στῖγμα*, point; *εἶδος*, like]. Resembling a stigma.

**Stigmatose** (*stig'-mat-ōz*) [*στῖγμα*, stigma]. Marked with stigmata.

**Stil de grain**. Same as *Brown-pink*, in *Pigments*, *Conspectus of*.

**Stilbene** (*stil'-bēn*) [*στῖλβεν*, to glitter],  $C_{14}H_{12}$ . *Toluylene*, a substance produced by the action of sodium upon bitter-almond oil or benzol chlorid. It crystallizes in large monoclinic leaflets or prisms, and dissolves easily in hot alcohol, melts at  $120^{\circ}C.$ , and distils at  $306^{\circ}C.$

**Stilet**, **Stilette** (*sti'-let*) [Fr., dim. of Lat. *stilus*, a point]. The small, sharp-pointed instrument enclosed in the cannula. Also, the wire of a flexible catheter.

**Still** (*sti'*) [ME., *stille*, still]. Quiet; at rest. **S.-born**, born lifeless.

**Stillicidium** (*stil'-is-id'-e-nm*) [*stilla*, a drop; *cadere*, to fall down]. The flow of a liquid drop by drop. Also, the flow of the urine in strangury. **S. lacrimarum**, overflow of tears from obstruction of the canaliculus or nasal duct. **S. narium**, coryza. **S. sanguinis**. See *Staxis*. **S. urinæ**, dribbling of urine. **S. uteri**. See *Menses*. **S., Virulent**, gonorrhoea.

**Stilligoute** (*stil'-ig-oot*) [Fr., *stillare*, to let fall; *gutta*, a drop]. A dropper; a pipet that lets a liquid fall in drops.

**Stilling**, **Canal of**. See *Canal*. **S.'s Sacral Nucleus**, an island of nerve-cells in the sacral region of the spinal cord. See *Nucleus*.

**Stillingia** (*stil'-in'-je-ah*) [after Benjamin *Stillingfleet*, an English botanist]. Queen's Root. The root of *S. sylvatica*, or "queen's delight." Its active principle is not known. It is expectorant, diuretic, and sialogogue, with reputed alterative properties; in larger doses, emetic and cathartic. It is used with sarsaparilla as an antisyphilitic in the tertiary stage. It is valuable with quinin in intermittent fever. Dose of the powd. root gr.  $x-3j$ ; of the fld. ext.  $m\bar{x}-3j$ ; of the tinct., unof.,  $\bar{z}$  ss-ij; of the decoction (strength  $\bar{z}j$  to Oj), unof.,  $\bar{z}j$ -ij.

**Stillingin** (*stil'-in'-jin*) [after Benjamin *Stillingfleet*, an English botanist]. A precipitate from a tincture of the root of *Stillingia sylvatica*; resolvent, stimulant, diuretic, antisyphilitic. Dose 1 to 3 grains. Unof.

**Stilogonidium** (*sti-lo-go-nid'-e-nm*) [*στῖλος*, a pillar; *γενή*, generation, seed; *pl.*, *Stilogonidia*]. In biology, a stalked gonidium, or asexual reproductive body; a *stylospore*.

**Stilus** (*sti'-lus*) [*stilus*, a point]. 1. A more correct form of the word *Stylus*, used as an anatomic term. 2. A small tube or a bit of wire sometimes retained in the obstructed lacrymal duct, with a view to the restoration of its function.

**Stimulant** (*stim'-u-lant*) [*stimulus*, a goad]. 1. Quickening or increasing some trophic or functional process. 2. An agent exciting the functions of an organ or some process of the economy. **S., Cardiac**, one that increases the heart's action. **S., Cerebral**, one that exalts the action of the cerebrum. **S., Cutaneous**, one that increases the activity of the skin, producing diaphoresis. **S., Diffusive**, one that has a prompt but transient effect. **S., Hepatic**, one that excites the liver. **S., Intestinal**, one that acts upon the intestinal tract. **S., Local**, one acting directly on the end-organs of the sensory nerves of the skin. **S., Renal**, one producing diuresis. **S., Spinal**, one exciting the spinal cord. **S., Stomachic**, one giving tone to the stomach, aiding digestion, etc. **S., Vasomotor**, one exciting the vaso-motor apparatus.

**Stimulate** (*stim'-u-lāt*) [*stimulare*, to stimulate]. To treat with stimulants. To induce increased activity.

**Stimulating** (*stim'-u-la-ting*) [*stimulare*, to stimulate]. Having the power to stimulate.

**Stimulation** (*stim-u-la'-shun*) [*stimulatio*]. The action of a stimulant; the process of stimulating; the effect of the administration of a stimulant.

**Stimulose** (*stim'-u-lōz*) [*stimulus*, a goad]. Provided with stinging needles or hairs.

**Stimulus** (*stim'-u-lus*) [L.: *pl.*, *Stimuli*]. Anything exciting the animal economy, or any part thereof, to increased functional activity. **Stimuli**, **Adequate** or **Homologous**, those for whose action the sense-organs are specially adapted. **S., Chemic**, irritation caused by a chemic agent. **S., Heterologous**, one acting upon the nervous elements of the sensory apparatus along their entire course. **S., Homologous**, a stimulus only acting upon the end-organ. **S., Mechanical**, irritation caused by mechanical means, as by pinching or striking. **S., Summation of**. See *Summation*.

**Sting** [ME., *stingen*, to sting]. 1. A minute, punctured, and often a poisoned wound, made by the pointed defensive or offensive organ of some insect, or other animal or plant. 2. A sharp-pointed defensive organ of reptiles and insects.

**Stinging** (*sting'-ing*) [ME., *stingen*, to sting]. 1. Producing a burning pain. 2. Wounding by means of a sting. **S.-cell**, one of the urticating cells or lasso-cells of a *Cnidarian*. See *Cnida*, *Nematophore*, *Nematocyst*.

**Stink** (*stingk*) [ME., *stinken*, to stink]. 1. To emit a strong, offensive smell. 2. A disgusting odor. **S.-glands**. See *Gland*. **S.-trap**. See *Stench-trap*.

**Stinking Smut**. See *Smut*.

**Stipe** (*stip*) [*stipes*, a stock, post]. In biology, a stem, stalk or support. Cf., *Thecaphore*, *Gynophore*, *Anthophore*, *Gynobase*, *Gonophore*, *Carpophore*.

**Stipel** (*sti'-pel*) [*stipes*, a post]. The stipule of a leaflet.

**Stipellate** (*sti'-pel-at*) [*stipella*, a stipel]. In biology, bearing stipels.

**Stipes** (*sti'-pēs*) [*stipes*, a stock, trunk]. In biology: 1. A stalk, stem, or stipe. 2. A mesal branch of the paroccipital fissure of the brain.

**Stipiform** (*sti'-pif-orm*) [*stipes*, stock; *forma*, form]. Having the form of a stipe.

**Stipitate** (*stip'-it-at*) [*stipes*, a stock, trunk]. In biology, placed upon a stalk or stipe.

**Stipitiform** (*stip'-it-if-orm*) [*stipes*, stock; *forma*, form]. In biology, stipiform.

**Stipula** (*stip'-u-lah*) [*stipula*, a stalk: *pl.*, *Stipulæ*]. In biology: 1. A pin-feather of a bird. 2. See *Stipule*.

**Stipulaceous** (*stip-u-lah'-shus*). Same as *Stipular*.

**Stipular, Stipulary** (*stip'-u-lar*, *stip'-u-la-re*) [*stipula*, a stalk]. Pertaining to a stipule.

**Stipulate** (*stip'-u-lat*) [*stipula*, a stalk]. Having stipules.

**Stipulation** (*stip-u-lah'-shun*) [*stipula*, a stalk]. In biology, the situation and structure of the stipules.

**Stipule** (*stip'-ul*) [*stipula*, a stalk, stem, blade]. In biology, (a) one of the blade-like bodies at the base of the petioles of leaves; (b) Braun's term for the unicellular foliar structures arising from the basal nodes of *Chara*, on both the inner and outer sides of the leaf; (c) one of the small leaves or hair-like appendages (*paraphyllum*) found among the true leaves of certain mosses; (d) a pin-feather of a bird.

**Stipuliferous** (*stip-u-lif'-er-us*) [*stipula*, a stipule; *ferre*, to bear]. Having stipules.

**Stipuliform** (*stip'-u-lif-orm*) [*stipula*, stipula; *forma*, form]. In biology, having the form of a stipula.

**Stipulosus** (*stip-u-lo'-sus*) [*stipula*, a stipule]. Having stipules which are comparatively large.

**Stirling and Brito's Method**. A method of preparing hemoglobin crystals. Mix a drop of blood with a few drops of water on a glass slide and seal the preparation. After a few days beautiful crystals are developed.

**Stirosis** (*ste-ro'-sis*). Synonym of *Sterility*.

**Stirp** (*sturp*) [*stirps*, a stock, root, race]. In biology, a term introduced to express the sum-total of hereditary organic units contained in the fertilized ovum.

**Stirpicultural** (*stur-pik-ul'-tu-ral*) [*stirps*, a race; *cultura*, culture]. Pertaining to stirpiculture.

**Stirpiculture** (*stur'-pik-ul-tūr*) [*stirps*, stock, race; *cultura*, culture]. The proposed improvement of the human species by attention to the laws of breeding.

**Stirps** (*sturps*) [*stirps*, stock, race, root: *pl.*, *Stirpes*]. In biology, a race or permanent variety; a lineage, family.

**Stirrup, Stirrup-bone** (*stir'-up*) [ME., *stiroþ*, stirrup]. The stapes.

**Stitch** [ME., *stiche*, twinge]. 1. A sudden, sharp, lancinating pain. 2. See also *Suture*.

**Stocking, Elastic**. A stocking of elastic fibers for the compression of a limb affected with varicose veins and other diseases.

**Stoichiology** (*stek-e-ol'-o-je*) [*στοιχείον*, an element; *λόγος*, a treatise]. The study of the chemic elements of the gases, fluids, and solids of the body; physiologic chemistry. See *Stechiology*.

**Stoerck's Blennorrhea**. A form of *laryngitis sicca* ending frequently in adhesion between the anterior portions of the vocal bands.

**Stoicheiology** (*stoi-ke-ol'-o-je*). See *Stechiology*.

**Stokes' Disease**. Exophthalmic goiter. See *Diseases, Table of*. **S. Expectorant**, a preparation used in the treatment of bronchitis. It consists of pulverized carbonate of ammonium 16 grains, fluid extract of senega and squills each ½ dram, paregoric 3 drams, syrup of tolu sufficient to make two ounces. A dram of this is given p. r. n. **S. Law**. See *Law, Angstrom's*. **S. Liniment**. See *Linimentum*. **S. Reagent**. A reducing agent employed in the physiologic laboratory. It is a solution of ferrous sulphate to which a little tartaric or citric acid has been added and then ammonia till the reaction is alkaline. It should be freshly made when used. **S. Sign**, violent throbbing in the abdomen in cases of acute enteritis. The throbbing is to be felt to the right of the umbilicus, and may occasion much distress. See *Signs and Symptoms, Table of*.

**Stolidity** (*stol-id'-it-e*) [*stoliditas*]. A term designating stupidity of various degrees, even to amentia, or complete imbecility—often, however, signifying merely a phlegmatic or immobile temperament.

**Stolon** (*sto'-lon*) [*stolo*, a shoot, branch]. In biology: (a) a slender, prostrate branch, taking root, or bearing a bulb at the tip, where it forms one or more new plants; (b) an analogous budding stock in certain compound animals; e. g., *Social Infusoria*, *Actinozoa*, *Hydrozoa*, *Ascidia*.

**Stolonate** (*sto'-lon-āt*) [*stolo*, a shoot]. Stoloniferous.

**Stoloniferous** (*sto-lon-if'-er-us*) [*stolo*, a shoot; *ferre*, to bear]. Producing stolons.

**Stoma** (*sto'-mah*) [*στόμα*, mouth]. 1. The mouth. 2. In biology: (a) an opening on the surface of a plant, especially the leaves, for the passage of gases and moisture. "A stoma is formed of an epidermal cell which divides into two equal sister-cells by a wall vertical to the leaf" (Sachs); (b) a mouth, ostium, or pore, as the openings in endothelial membranes, establishing direct communication between adjacent lymph-channels.

**Stomacace** (*sto-mak'-as-e*) [*στόμα*, mouth; *κάκη*, evil]. Canker of the mouth. Fétor of the mouth with ulcerated gums; also, scorbutic sore-mouth.

**Stomach** (*stum'-ak*) [*στόμαχος*]. The most dilated part of the alimentary canal, the principal organ of digestion, situated in the abdomen in the left hypogastric, the epigastric, and part of the right hypochondriac regions, above the transverse colon and below the diaphragm. **S.-ache**, pain in the stomach or abdomen. **S.-brush**, a brush designed to be introduced into the stomach to stimulate secretion. **S.-bucket**, a small silver vessel attached to a thread, used in obtaining a specimen of the contents of the stomach. **S.-cough**, a reflex cough excited by irritation of the stomach or of the small intestine. **S.-drops**. See *Bitter Tincture*. **S., Honey-comb**. See *Reticulum*. **S., Hour-glass**, a stomach having an hour-glass shape, due to a band of exudation. **S.-pump**, an instrument for withdrawing the contents of the stomach. See *Pump*. **S.-stagers**, a disease in horses depending on a paralytic affection of the stomach. **S.-tooth**, a lower canine tooth, especially one of the first dentition. **S.-tube**, a flexible tube for irrigation, etc., of the stomach. **S.-worm**, a common intestinal round-worm. See *Ascaris lumbricoides*, under *Parasites (Animal)*, *Table of*.

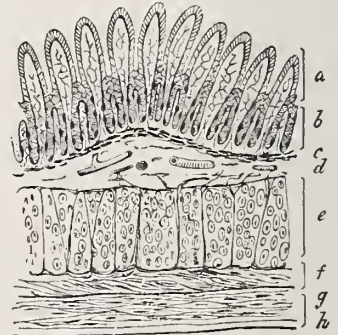


DIAGRAM OF WALL OF THE STOMACH, showing the relative thickness of the mucous membrane, *a*, *b*, *c*, and the transverse, *e*, oblique, *f*, and longitudinal muscle fibers.

**Stomachal** (*stum'-ak-al*) [*στόμαχος*, the stomach]. Pertaining to the stomach.

**Stomachalgia** (*stum-ak-al'-je-ak*) [*στόμαχος*, stomach; *ἄλγος*, pain]. Pain in the stomach.

**Stomachic** (*sto-mak'-ik*) [*στόμαχος*, stomach]. 1. Pertaining to or stimulating the secretory and digestive functions of the stomach. 2. A stimulant exciting the functional activity of the stomach.



**Stomachoscopy** (*stum-ak-os'-ko-pe*) [*στόμαχος*, stomach; *σκοπεῖν*, to view]. Examination of the stomach.

**Stomata** (*sto'-mat-ah*) [pl. of *Stoma*]. Mouths.

**Stomatal** (*sto'-mat-al*) [*στόμα*, mouth]. Relating to stomata.

**Stomatalgia** (*sto-mat-al'-je-ah*) [*στόμα*, mouth; *ἄλγος*, pain]. Pain in the mouth.

**Stomate** (*sto'-māt*) [*στόμα*, mouth]. Having stomata.

**Stomatelcia**, **Stomatelcosis** (*sto-mat-el'-se-ah*, *sto-mat-el-ko'-sis*) [*στόμα*, mouth; *ἔλκος*, ulceration]. Ulceration of the mouth.

**Stomatic** (*sto-mat'-ik*) [*στόμα*, mouth]. Relating or belonging to the mouth.

**Stomatiferous** (*sto-mat-if'-er-us*) [*στόμα*, mouth; *ferre*, to bear]. In biology, provided with stomata.

**Stomatitis** (*sto-mat-i'-tis*) [*στόμα*, mouth; *τις*, inflammation]. Inflammation of the mouth. **S. aphthosa**. See *Aphthae*. **S., Aphthous**. See *Aphthae*. **S., Catarrhal**, the most frequent form and especially encountered in infants, when it is often termed "*erythema neonatorum*." The mucous membrane is swollen, and the tongue furred; there is pain on sucking or in older children on chewing, and salivation is present to a more or less marked degree. This form of stomatitis is usually associated with the exanthemata and other acute diseases. **S., Corrosive**. See **S., Gangrenous**. **S. cremosa**. Synonym of *Thrush*. **S. epidemica**, an acute infectious stomatitis which occurs in epidemics. **S., Epizootic**, aphthae epizootice. **S., Follicular**. Synonym of *Aphthae*. **S., Gangrenous**. See *Cancrum oris*. **S. materna**, stomatitis occurring during pregnancy or lactation. **S. Mercurial**, that arising from poisoning by mercury. **S. mycosa**. See *Thrush*. **S. parasitica**. Synonym of *Thrush*. **S., Phlegmonous**. Synonym of *S., Ulcerative*. **S., Pseudomembranosa**. Synonym of *Thrush*. **S., Pultaceous**. See *Aphthae*. **S., Saturnine**, stomatitis due to lead-poisoning. **S., Scorbatic**, stomatitis due to scurvy. **S., Simple**, a simple erythema of the mouth. **S., Ulcerative**, a grave form of catarrhal stomatitis. It is characterized by the formation of small ulcers on the cheeks, lips, and tongue, with copious salivation, pain, fetid breath, slight fever, and at times great prostration. **S. ulcerosa**. Synonym of *S., Ulcerative*. **S., Vesicular**. Synonym of *Aphthae*.

**Stomatium** (*sto-mat'-she-um*). See *Stoma*.

**Stomatocace** (*sto-mat-ok'-as-e*) [*στόμα*, mouth; *κακός*, evil]. Fetid ulceration of the mouth.

**Stomatocatharsis** (*sto-mat-o-kath-ar'-sis*). Synonym of *Salivation*.

**Stomatode** (*sto'-mat-ōd*) [*στόμα*, mouth; *εἶδος*, like]. Having a stoma.

**Stomatodendron** (*sto-mat-o-den'-dron*) [*στόμα*, mouth; *δένδρον*, a tree: *pl.*, *Stomatodendra*]. In biology, one of the branches of a complex tree-like mass suspended from the middle of the umbrella in the *Rhizostomidae*. These branches end in and are covered with minute polypites interspersed with clavate tentacula.

**Stomatodynia** (*sto-mat-o-din'-e-ah*) [*στόμα*, mouth; *δύσιν*, pain]. Pain in the mouth.

**Stomatodysodia** (*sto-mat-o-dis-o'-de-ah*) [*στόμα*, mouth; *δυσωδία*, foul odor]. A foul odor of the breath; ill-smelling breath.

**Stomatogastric** (*sto-mat-o-gas'-trik*) [*στόμα*, mouth; *γαστήρ*, stomach]. In biology, applied to the nerves; pertaining to the mouth and the stomach.

**Stomatoiatria** (*sto-mat-o-e-a'-tre-ah*) [*στόμα*, mouth; *ιατρεία*, treatment]. The medical treatment of diseases of the mouth.

**Stomatologic** (*sto-mat-o-loj'-ik*) [*στόμα*, mouth; *λόγος*, science]. Pertaining to stomatology.

**Stomatologist** (*sto-mat-o'-o-jist*) [*στόμα*, mouth; *λόγος*, science]. One versed in stomatology.

**Stomatology** (*sto-mat-o'-o-je*) [*στόμα*, mouth; *λόγος*, learning]. The sum of what is known about the mouth.

**Stomatomalacia** (*sto-mat-o-mal'-a'-se-ah*) [*στόμα*, mouth; *μαλακία*, softening]. Sloughing or softening of parts of the mouth.

**Stomatomenia** (*sto-mat-o-me'-ne-ah*) [*στόμα*, mouth; *μήν*, month]. Vicarious menstruation by way of the mouth.

**Stomatomia** (*sto-mat-o'-me-ah*) [*στόμα*, mouth; *τέμνειν*, to cut]. A general term for the incision of a mouth, as of the uterus.

**Stomatomorphous** (*sto-mat-o-mōr'-fus*) [*στόμα*, mouth; *μορφή*, form]. In biology, shaped like a mouth.

**Stomatomycosis** (*sto-mat-o-mi-ko'-sis*) [*στόμα*, mouth; *μύκης*, fungus]. A disease of the oropharynx due to the development therein of the *Oidium albicans*. **S. oïdica**. See *Thrush*.

**Stomato-necrosis** (*sto-mat-o-ne-kro'-sis*). Synonym of *Cancrum oris*.

**Stomatonomia** (*sto-mat-o-no'-mah*). Same as *Stomacace*.

**Stomatopannus** (*sto-mat-o-pan'-us*) [*στόμα*, mouth; *παννός*, thread]. Enlargement of the glands of the mouth.

**Stomatopathy** (*sto-mat-op'-ath-e*) [*στόμα*, mouth; *πάθος*, disease]. Any disease of the mouth.

**Stomatophorous** (*sto-mat-off'-or-us*) [*στόμα*, mouth; *φέρειν*, to bear]. Having a mouth.

**Stomatophyma** (*sto-mat-o-fl'-mah*) [*στόμα*, mouth; *φύμα*, growth]. Any enlargement or growth in the mouth.

**Stomatoplastic** (*sto-mat-o-plas'-tik*) [*στόμα*, mouth; *πλάσσειν*, to form]. Pertaining to stomatoplasty.

**Stomatoplasty** (*sto'-mat-o-plas-te*) [*στόμα*, mouth; *πλάσσειν*, to form]. Plastic operations upon or about the mouth.

**Stomatopoesis** (*sto-mat-o-poi-e'-sis*). See *Stomatoplasty*.

**Stomatopyra** (*sto-mat-o-pi'-rah*). See *Aphthae*.

**Stomatorrhagia** (*sto-mat-or-a'-je-ah*) [*στόμα*, mouth; *ῥηγνύναι*, to burst forth]. Copious hemorrhage from the mouth.

**Stomatorrhea** (*sto-mat-or-e'-ah*) [*στόμα*, mouth; *ῥοία*, a flow]. A discharge of liquid from the mouth.

**Stomatoscope** (*sto'-mat-o-skōp*) [*στόμα*, mouth; *σκοπεῖν*, to inspect]. An instrument to aid in the inspection of the mouth.

**Stomatosepsis** (*sto-mat-o-sep'-sis*) [*στόμα*, mouth; *σήπαις*, sepsis]. Stomatosis due to septic infection.

**Stomatosis** (*sto-mat-o'-sis*) [*στόμα*, mouth]. Disease of the mouth.

**Stomatospasmus** (*sto-mat-o-spaz'-mus*). See *Trismus*.

**Stomatotheca** (*sto-mat-o-the'-kah*) [*στόμα*, mouth; *θήκη*, box, chest: *pl.*, *Stomatothecae*]. In biology, that part of a pupa-case which covers the mouth.

**Stomatotyphus** (*sto-mat-o-ti'-fus*) [*στόμα*, mouth; *τυφός*, stupor]. A form of typhus in which the beginning lesions are found in the mouth.

**Stomatous** (*sto-mat'-us*) [*στόμα*, mouth]. Provided with stomata.

**Stomencephalus** (*sto-men-sef'-al-us*). See *Stomoccephalus*.

**Stomenorrhagia** (*sto-men-or-a'-je-ah*) [*στόμα*, mouth; *ῥηγνύναι*, to burst forth]. Bleeding from the mouth.

**Stomocephalus** (*sto-mo-sef'-al-us*) [*στόμα*, mouth; *κεφαλή*, head]. A variety of single autositic monsters of the species cyclocephalus, in which there is the same deformity as in rhinocephalus or in cyclocephalus, associated with a defect of the maxillary bones, so that the excess of skin hangs in folds around the

- mouth, resembling somewhat the proboscis of rhinocæphalus.
- Stomodæum** (*sto-mo'-de-um*) [στόμα, mouth; ὁδᾱϊος, pertaining to a way: *pl.*, *Stomodæa*]. In biology, the primitive mouth-cavity of embryos, larvæ, and young transition-stages. That part of the enteric tube formed at the oral pole by a depression of the ectoderm connecting the permanent mouth with the archenteric cavity.
- Stomodæal** (*sto-mo'-de-al*) [στόμα, mouth; ὁδᾱϊος, by the way]. Having the character of a stomodæum.
- Stomoschisis** (*sto-mos'-kis-is*) [στόμα, mouth; σχίσις, fissure]. Fissure of the mouth, particularly of the soft palate.
- Stomostaurus** (*sto-mo-staw'-rus*) [στόμα, mouth; σπονός, cross]. In biology, the cross-shaped mouth of *Medusa*.
- Stomostyla** (*sto-mo-sti'-lah*) [στόμα, mouth; στῦλος, a pillar: *pl.*, *Stomostylæ*]. In biology, one of the oral styles of the *Anthomedusæ*.
- Stomatocous** (*sto-mot'-ik-us*) [στόμα, mouth]. Relating or pertaining to the mouth.
- Stomatosyrinx** (*sto-mo-to-si'-rinks*) [στόμα, mouth; οὖς, the ear; σὺρυγξ, tube]. The Eustachian tube.
- Stomuria** (*sto-mul'-re-ah*). See *Stomaturia*.
- Stone** (*stōn*) [ME., *stoon*, stone]. 1. A hardened mass of mineral matter. 2. An English weight of 14 lbs. See also *Calculus*. **S., Blue**, copper-sulphate crystals. **S., Break**, a member of the genus *Saxifraga*, so called because of the belief that the hard bulbs were of virtue against calculus. See *Signatures*, *Doctrine of*. **S.-crusher**. See *Lithotrite*. **S.-fruit**, the same as *Drüpe*, *q. v.* **S., Gall**. See *Biliary Calculus*. **S., Liver**, a mixture of bitumen and barium sulphate. **S.-masons' Neurosis**, loss of control of the hand in the use of the chisel, sometimes observed in stone-masons, as a result of over-use. Both spasm and weakness are likely to be present, and painful points often exist. **S.-m. Phthisis**. See *Grinders' Asthma*. **S.-oil**. See *Petroleum*. **S., Philosopher's**, a hypothetic substance believed to transmute the baser metals into gold and silver, and to be a panacea against all evils as well. **S.-pock**, **S.-pox**. See *Acne vulgaris*. **S.-root**. See *Collinsonia canadensis*.
- Stool** [ME., *stool*, stool]. The feces. The evacuation of the bowels. A chair or seat. **Ss., Bilious**, the discharges in bilious diarrhea, as after large doses of calomel. **Ss., Caddy**, yellow-fever stools which resemble fine, dark, sandy mud. **Ss., Fatty**, stools in which fat is present; due to pancreatic disease. **S., Insulated**, in electricity, a stool provided with insulated legs. **Ss., Mucous**, stools consisting of or containing mucus. They indicate the existence of intestinal inflammation. **Ss., Pea-soup**, the peculiar liquid evacuation of typhoid fever. **Ss., Rice-water**, the stools of cholera, in which there is a copious serous exudation containing detached epithelium.
- Stop** [ME., *stoppen*, to stop]. To plug up; to hold back; to hinder. **S.-cock**, a turning cock, connected with a pipe, for regulating the flow of gases or liquids. **S.-needle**, a lance-pointed needle used in the operation of discision, having an enlargement or shoulder upon the shank to prevent too deep penetration.
- Stoppage** (*stop'-aj*) [ME., *stoppen*, to stop]. Cessation of flow or action; closure or stegnosis.
- Stopper**, **Stoppie** (*stop'-er*, *stop'-l*) [ME., *stoppen*, to stop]. A plug or other closure for a bottle, commonly made of cork, rubber, or glass. **S.-Dropper**, a combination of stopper and medicine pipet in one piece.
- Stopping** (*stop'-ing*). See *Filling*.
- Storax** (*sto'-raks*). See *Styrax*.
- Storesin** (*sto-rez'-in*) [στίραξ, storax]. An amorphous resin forming the largest ingredient of storax.
- Stoughton**, **Stoughton's Elixir** (*sto'-ton*). Tinctura absinthii composita; a tincture of wormwood, germander, gentian, rhubarb, orange-peel, cascarilla, and aloes; used as a flavor in alcoholic drinks and as a general tonic. Unof.
- Stout** (*stout*) [ME., *stout*, stout]. 1. Hardy, sturdy, corpulent. 2. A heavy beer or porter.
- Strabismus** (*stra-bil'-is'-mus*). See *Strabismus*.
- Strabismal**, **Strabismic** (*stra-biz'-mal*, *stra-biz'-mik*) [σπραβισμός, a squint]. Relating to or affected with strabismus.
- Strabismometer** (*stra-biz'-mom'-et-er*). See *Strabometer*.
- Strabismometry** (*stra-biz'-mom'-et-re*) [σπραβισμός, a squint; μέτρον, measure]. The measurement of the degree of strabismus.
- Strabismus** (*stra-biz'-mus*) [σπραβίζειν, to squint]. That abnormality of the eyes in which the visual axes do not meet at the desired objective point, in consequence of incoördinate action of the external ocular muscles. Stevens has devised the following terms to express the deviations of the visual lines in strabismus: *Heterotropia*, a general term for deviation of any kind; *Hypertropia*, for one visual line above another; *Esotropia*, deviation inward; *Exotropia*, deviation outward. **S., Alternating**, when either eye fixes alternately. **S., Apparent**, due to a large angle alpha. **S., Concomitant**, the squinting eye has full range of movement. **S., Constant**, when the condition is a permanent one. **S., Convergent**, when the squinting eye is turned to the nasal side. **S. deorsumvergens**, the axis of vision is directed downward. **S., Divergent**, when the squinting eye is turned to the temporal side. **S., Downward**, strabismus in which the squinting eye turns downward below the point of fixation of the other eye. **S., Dynamic**. See *Insufficiency*. **S., External**. See *S., Divergent*. **S., Intermittent**, that disappearing without apparent cause and returning at regular intervals. It is usually seen in children, and is probably of nervous origin. **S., Internal**. See *S., Convergent*. **S., Latent**. See *Insufficiency*. **S., Monocular**, or **Unilateral**, when the same eye always deviates. **S., Paralytic**, due to paralysis of one or more muscles. **S., Periodic**, strabismus occurring sometimes on fixation for near but not for far points. **S., Spastic**, strabismus due to a spastic contraction of an ocular muscle. It occurs in connection with central nervous disease. **S. sursumvergens**, the visual axis is directed upward. **S., Upward**, strabismus in which the squinting eye turns upward beyond the point of fixation of the other eye.
- Strabometer** (*stra-bom'-et-er*) [σπραβός, squinting; μέτρον, measure]. An instrument for the measurement of the deviation of the eyes in strabismus.
- Straboscopic** (*stra-bo-skop'-ik*) [σπραβός, crooked; σκοπεῖν, to see]. Pertaining to the appearance of objects as seen by one with strabismus. **S. Disc**, an instrument producing distortion of objects.
- Strabositas** (*stra-bos'-it-as*). See *Strabismus*.
- Strabotomy** (*stra-bot'-o-mé*) [σπραβός, crooked; τέμνειν, to cut]. An operation for the correction of strabismus. See *Tenotomy*.
- Straddling Disease**. See *Quebrabunda*.
- Stragular** (*strag'-u-lar*) [stragulum, a cover]. Pertaining to the mantle; pallial.
- Stragulum** (*strag'-u-lum*) [L.]. The mantle; the pallium.
- Strain** (*strān*) [ME., *straynen*, to strain]. In pharmacy, to separate insoluble substances from the liquid in which they occur. To filter. In pathology, any



abnormal tension put on an organ or part. See, also, *Eye-strain*.

**Strainer** (*stra'-ner*) [ME., *streynour*, strainer]. In pharmacy, a sieve for filtration.

**Strait** (*strat*) [ME., *strait*, narrow]. 1. Narrow. 2. A narrow or constricted place. **S.-jacket**, a strong coat especially designed to prevent injury of self or others by the delirious or violent patient; camisole. **Ss. of Pelvis**. See *Pelvis*. **S.-waistcoat**. See *S.-jacket*.

**Stramineous** (*stra-min'-e-us*) [*stramen*, straw]. Straw-colored or straw-like.

**Stramonium** (*stra-mo'-ne-um*) [L., *gen.*, *Stramonii*]. Thorn-apple. The seeds and leaves of *Datura S.*, the well-known Jamestown or "jimson" weed. Its properties are due to an alkaloid, *daturin*,  $C_{17}H_{23}NO_3$ , identical with atropin (see *Belladonna*). It has the general properties of belladonna, but is more powerful. **S., Ext.** Dose gr.  $\frac{1}{6}$ – $\frac{1}{2}$ . **S., Fld. Ext.** Dose  $\frac{1}{4}$ – $\frac{1}{2}$ . **S., Tinct.**, 15 per cent. strong. Dose  $\frac{1}{4}$ – $\frac{1}{2}$ . **S., Ung.**, contains of the extract 10, water 5, benzoinated lard 85 parts. **Daturin**, the alkaloid. Dose gr.  $\frac{1}{20}$ – $\frac{1}{10}$ .

**Strangalessthesia** (*stran-gal-es-the'-ze-ah*). See *Zonessthesia*.

**Strangalis** (*strang'-al-is*) [*σπαγγαλῖς*]. A small, hard induration of the breast.

**Strangers' Cold**. See *Saint Kilda Cold*.

**Strangles** (*strang'-lz*) [*σπαγγάλη*, a halter]. An infectious catarrh of the upper air-passages, especially of the nasal cavity, of the horse, ass, and mule, associated with suppuration of the submaxillary and other lymphatic glands.

**Strangling** (*strang'-ling*). See *Strangulation*.

**Strangulate** (*strang'-u-lāt*) [*strangulare*, to strangle]. Irregularly expanded and contracted.

**Strangulated** (*strang'-gu-la-ted*) [*strangulare*, to strangle]. So compressed that the normal function ceases, or is seriously interfered with. **S. Hernia**. See *Hernia*.

**Strangulatio** (*strang-gu-la'-she-o*) [L.]. Strangulation. **S. uterina**. Synonym of *Hysteria*.

**Strangulation** (*strang-gu-la'-shun*) [*strangulatio*; *strangulare*, to choke]. Choking. Constriction produced by a ligature, stricture, etc. Pressure round the neck, whereby the entrance of air into the lungs is prevented, the constricting force being either a ligature, the hands, or some power other than the weight of the body itself.

**Strangury** (*strang'-gu-re*) [*σπράγξ*, a drop; *οὔρον*, urine]. Painful urination, drop by drop. It occurs in poisoning by turpentine and by cantharides, and in inflammatory affections of the bladder and prostate.

**Strap, Strapper** (*strap'-er*) [ME., *stropp*, strap]. A flat thong, or flexible band, often of adhesive plaster. Straps of various kinds are much used in surgery.

**Strapping** (*strap'-ing*) [ME., *stroppe*, strap]. The compression of a part (as the mamma, or testis) by means of adhesive straps.

**Strassburg's Test**. A test for biliary acids in the urine: Dip filter-paper into the urine, to which a little cane-sugar has been added; dry the paper and apply a drop of sulphuric acid; a violet color is obtained after a short time if biliary acids are present. See *Tests, Table of*.

**Strassburger's Cell-plate**. The equatorial plate produced in karyokinesis.

**Stratification** (*strat-if-ik-a'-shun*) [*stratum*, a layer; *facere*, to make]. Arrangement in layers; the thickening of a cell-wall by successive layers of formed material.

**Stratiform** (*strat'-i-form*) [*stratum*, stratum; *forma*, form]. Formed into a layer. **S. Fibro-cartilage**.

Fibro-cartilage that lines those bony grooves through which the tendons of muscles pass. See *Fibro-cartilage*.

**Stratum** (*stra'-tum*) [*stratum*, a spread for a bed, a pavement: *pl.*, *Strata*]. In biology, a layer, lamina, or lamella; a membrane. **S. bowmani**, the anterior elastic layer of the cornea. **S. cinereum**, the second layer of the anterior lobes of the corpora quadrigemina, consisting of gray matter and small cells in a network of nerves. **S. corneum**, the epidermis. **S., Flesh**, the *Parietal Mesoblast*. **S. lucidum**, one of the layers of the skin. **S. malpighii**. See  *Rete mucosum*. **S. of Oehl**, a translucent layer of the epidermis consisting of irregular transparent cells with traces of a nucleus. **S. opticum**, a mass of gray matter forming the third layer of the anterior lobes of the corpora quadrigemina. **S. of Remak**, a layer of medullated nerve-fibers beneath the first layer of the cerebral cortex. **S. of Visual Cells**, a layer of cells in the retina.

**Straw** [ME., *straw*, straw]. The stalk, or stem, of certain species of grain. **S., In the**, in childbed; lying-in; parturient. **S.-berry Mark**. Same as *Nervus maternus*. **S.-berry Tongue**, the characteristic tongue of scarlet fever. The vessels of the fungiform papillae become turgid, causing the papillae to stand out as red points, in marked contrast with the thick coating of fur on the filiform papillae.

**Streak** (*strēk*) [Dan., *streg*, AS., *strica*, a streak, a line]. In biology, a furrow, line, band, stripe, or color-mark. **S.-culture**. See *Culture*. **S., Germinal**. See *S., Primitive*. **S., Medullary**. See *Medullary Groove*. **S., Primitive**, an opaque band extending some distance forward from the posterior margin of the *area pellucida* and forming the first noticeable sign of incubation in the blastoderm of the amniota. The accumulation of cells lying immediately behind the blastopore and representing the fusion of the lips of the blastoderm. In amphibia this accumulation is known as the *Anus of Rusconi*, *q. v.* In mammals the front end of the primitive streak is marked by the *Knot of Hensen*, *q. v.* **S., Reflex**, a shining, white streak running along the center of the vessels in the retina. It is due to the reflection of the light from the anterior surface of the column of blood.

**Streamless** (*stream'-les*) [ME., *streem*, stream]. Lacking in electric activity.

**Streblolosis** (*streb-lo'-sis*). See *Dislocation*.

**Street** (*strēt*) [ME., *streete*, street]. Any highway (not a turnpike road), and any public bridge (not being a county bridge), and any road, lane, footway, square, court, alley, or passage, whether a thoroughfare or not. (British Public Health Act, 1876.)

**Stemma** (*strem'-ah*). Synonym of *Sprain*.

**Strength** [ME., *strengthe*, strength]. Physical power.

**Strengthen** (*streng'-then*) [ME., *strengthen*, to strengthen]. To make strong.

**Strengthening** (*streng'-then-ing*) [ME., *strengthen*, to strengthen]. Making stronger. **S. Plaster**, emplastrum roborans. See *Ferrum*.

**Strephotome** (*stref'-o-tōm*) [*σπρέφειν*, to twist; *τέμνειν*, to cut]. A cork-screw-like instrument used by Spanton to secure union in the operation for hernia.

**Streptitus** (*strep'-it-us*) [L., noise]. A sound; a noise. **S. aurium**. See *Tinnitus aurium*. **S. coriaceus**, an auscultatory sound resembling the creaking of leather. **S. uteri**. See *Uterine Souffle*. **S. uterinus**, the *Uterine Bruit*, *q. v.*

**Strepsis** (*strep'-sis*). See *Torsion*.

**Streptobacteria** (*strep'-to-bak-te'-ah*) [*σπρεπτός*, twisted; *βακτηρία*, a stick, a staff]. In biology, short, rod-shaped bacteria associated in chains.

**Streptococcus** (*strep-to-kok'-kus*) [*στρεπτός*, twisted; *κόκκος*, a kernel: *pl.*, *Streptococci*]. A genus of coccaceous schizomycetes, of which the cocci are arranged in strings or chaplets. Many of the species are believed to be pathogenic. See *Bacteria*, *Synonymatic Table of*.

**Streptostylic** (*strep-to-sti'-lik*) [*στρεπτός*, twisted; *στυλός*, a pillar]. Having the quadrate bone freely articulated with the skull, as in ophidian and saurian reptiles.

**Streptothrix** (*strep-toth'-riks*) [*στρεπτός*, twisted; *θρίξ*, the hair]. In biology, a genus of *Schizomycetes*, the cells uniting into simple or branching threads. See *Cladothrix*, under *Bacteria*, *Synonymatic Table of*.

**Stretch** [ME., *strecchen*, to stretch]. To draw out to full length. **S.-walk**, a position in walking for physical development, with the arms stretched upward.

**Stretcher** (*strech'-er*) [ME., *strecchen*, to stretch]. A portable cot or litter for carrying the sick.

**Stria** (*stri'-ah*) [L. a streak: *pl.*, *Striæ*]. A streak or line. **S.**, **Acoustic**, **S.**, **Auditory**, transverse white lines, on the lower part of the floor of the fourth ventricle, which unite with the auditory nerve-roots. **S. atrophicæ**, whitish, cicatricial lines of the skin caused by the contractions of skin that have been stretched by fat, pregnancy, etc. **S.**, **Callosal**. See *S. longitudinales et laterales*. **S. Cornea**, a narrow, white streak interpolated between the thalamus and the caudatum, on the ventricular floor. In color it resembles translucent, bluish horn, owing to a vein which passes along and under it. **S. gravidarum**, the atrophic striæ observed upon the abdomen in pregnant women. **S. of Heidenhain**. See *Rods of Heidenhain*. **S. longitudinales et laterales**, appearances of part of the corpus callosum. **S.**, **Pineal**, the habena or habenula. **S. of Retzius**, brown stripes on a tooth, parallel to its edge. They are the indications of enamel-formation. **S. vascularis**, the vascular layer of the cochlea. **Corpora striata**. See *Corpus*.

**Striate** (*stri'-ät*) [*stria*, a furrow]. Marked with minute ridges or furrows. **S. Body**. See *Corpora striata*. **S.-plicate**, in biology, having minute folds that form striæ. **S.-punctate**, having parallel rows of spots or dots that form striæ. **S.-sulcate**, in biology, striate with little furrows.

**Striated** (*stri'-a-led*) [*stria*, a furrow]. Marked with furrows. **S. Hair**. See *Ringed Hair*.

**Striation** (*stri'-ä'-shun*) [*stria*, furrow]. An arrangement of lines. A striated structure. **S. of Heidenhain**. See *Rods of Heidenhain*.

**Striatum** (*stri'-ä'-tum*) [L.]. Same as *Corpus striatum*.

**Striature** (*stri'-ä'-tür*) [*striare*, to furrow]. 1. Mode of striation. 2. A stria.

**Strichcultur** (*strich'-kül-tür*) [Ger.]. See *Culture*.

**Strictura** (*strik-tu'-rah*). See *Stricture*.

**Stricture** (*strik'-tür*) [*strictura*: *stringere*, to compress]. The abnormal narrowing or contraction of the lumen of a canal or duct from external pressure, or as a result of inflammatory or other changes. The most constricted part of the opening through which a hernia protrudes. **S.**, **Annular**, a ring-like obstruction produced by a fold of mucous membrane or constriction all around the urethra, gut, etc. **S.**, **Bridle**, a fold of mucous membrane forming a crescentic obstruction, or perforated in its center; called, also, **S.**, **Linear**, **S.**, **Pack-thread**, **S.**, **Valvular** and **S.**, **Hour-glass**, according to the peculiar appearances. **S.**, **Cicatricial**, a stricture due to cicatricial tissue. **S.**, **Congestive**, a temporary obstruction of the urethra from subacute prostatitis or other passing inflammation. **S.-cutter**, an instrument for dividing a stricture. **S.-fever**, the constitutional disturbances sometimes the

result of acute stricture. **S.**, **Functional**. See *S.*, *Spasmodic*. **S.**, **Impermeable**, or **S.**, **Impassable**, one not permitting the passage of a bougie or catheter. **S.**, **Irregular**, or **S.**, **Tortuous**, so named from the complications or peculiarities. **S.**, **Irritable**, one in which the passage of the instrument causes great pain. **S.**, **Organic**, narrowing of a canal due to tissue-change, to deposits, or to pressure from without. **S.**, **Permeable** or **Passable**, one permitting the passage of an instrument. **S.**, **Recurrent** or **Contractile**, one in which the constriction returns after dilatation. **S.**, **Simple**, one that produces no interruption of function, pain, etc. **S.**, **Spasmodic**, a stricture due to muscular spasm and not to organic change.

**Stricturetome** (*strik'-tür-o-töm*). See *Stricturetome*. **Strictureotomy** (*strik-tür-ot'-o-me*) [*strictura*, stricture; *τέμνειν*, to cut]. See *Stricturetomy*.

**Stricturetome** (*strik'-tu-ro-töm*) [*strictura*, stricture; *τέμνειν*, to cut]. A cutting instrument for use in dividing a stricture.

**Stricturetomy** (*strik-tür-ot'-o-me*) [*strictura*, stricture; *τέμνειν*, to cut]. A cutting operation for the relief of stricture.

**Stridor** (*stri'-dor*) [*stridere*, to make a creaking sound]. A peculiar, harsh vibrating sound arising from some obstruction in the throat or larger respiratory tubes. It is most commonly due to compression of the trachea by some extraneous growth, or to spasm or paralysis of the vocal bands. **S. dentium**. See *Odontoprisis*. **S.**, **Inspiratory**, the sound heard in inspiration through a spasmodically closed glottis. **S.**, **Laryngeal**, stridor due to laryngeal stenosis. **S. serraticus**, a sound like that of sharpening a saw, sometimes produced by expiration through a tracheotomy-tube.

**Stridulate** (*strid'-u-lät*) [*stridulus*, creaking]. To make a stridulous noise, as an insect.

**Stridulation** (*strid-u-lä'-shun*) [*stridulare*, to stridulate]. The act or function of making a stridulous sound.

**Stridulous** (*strid'-u-lus*) [*stridere*, to make a creaking sound]. Making a creaking or grating sound. **S.**, **Laryngismus**. See *Laryngismus*.

**Striga** (*stri'-gah*) [*striga*, a swath, furrow: *pl.*, *Strigæ*]. In biology: (a) a bristle-like scale; (b) a streak.

**Strigate** (*stri'-gat*). Same as *Strigose*.

**Strigil** (*strij'-il*) [*strigilis*, a scraper]. A flesh-brush.

**Strigilate** (*strij'-il-ät*) [*strigilis*, a scraper]. Provided with a strigilis.

**Strigilation** (*strij-il-ä'-shun*) [*strigilatus*]. Friction by means of a brush.

**Strigilis** (*strij'-il-is*) [*strigilis*, a scraper: *pl.*, *Strigiles*]. In biology, a comb-like organ on the first tarsal joint of the fore leg of the bee, employed to clean the antennæ and to clear from the eye-hairs all pollen-grains or foreign bodies; the eye-brush, eye-comb.

**Strigilose** (*strij'-il-öz*) [*striga*, a furrow]. In biology, minutely strigose.

**Strigmentum** (*strij-men'-tum*) [L., a scraping]. The rolls of dirt and epithelium rubbed off the moist skin. **S. capitis**. See *Pityriasis*.

**Strigose**, **Strigosus** (*stri'-göz*, *stri'-gus*) [*striga*, a furrow]. Covered with bristles; armed with sharp and stout hairs.

**Striking** (*stri'-king*). See *Black Leg*.

**String Method**. See *Treatment, Methods of*.

**Stringhalt** (*string'-hawlt*) [a corruption of *Springhalt*].

A popular name for a nervous affection manifested in involuntary, convulsive movements of one or both hind legs of a horse. See *Springhalt*.

**Striola** (*stri'-o-lah*) [L., a little furrow]. A delicate stria.



**Striolate, Striolated** (*stri'-o-lāt, stri'-o-la-ted*) [*striola*, a little furrow]. Having striolae.

**Stripe** (*strip*) [ME., *stripe*, stripe]. A streak; a discolored mark. **Ss. of Retzius**, dark lines extending more or less parallel to the free surface of the tooth, due to inequalities in growth and density of the enamel.

**Striped Maple** (*stript*). See *Acer*.

**Stripping** (*strip'-ing*) [ME., *stripen*, to rob]. Uncovering; unsheathing. In the plural, the last and richest milk given at any one milking; so called because it is slowly removed by the milker, who strips the teat between the fingers. **S. of the Pleura**, removal of the lining membrane of the thorax of an animal used for food, to remove the traces of pleurisy and of tuberculosis.

**Strobic** (*strob'-ik*) [στροβός, a top]. Resembling or pertaining to a top. **S. Discs**, discs drawn with concentric circles, so as to produce an illusory impression as if they were revolving.

**Strobila** (*strob-il'-lah*) [στροβίλος, a pine-cone: *pl.*, *Strobilæ*]. In biology, a form of development occurring in the *Cnidaria* and *Cestoda*, in which the products of asexual generation by a sort of fission remain attached to the proliferating organism or to each other. A name given to a tape-worm as a whole. **S.**, **Monodisc**, the simplest form of strobilation, in which the disc (*Scyphistoma*) separates from its peduncle. **S.**, **Polydisc**, that form in which successively formed discs remain attached.

**Strobilation** (*strob-il-a'-shun*) [στροβίλος, a pine-cone]. In biology, the formation of zooids, discs or joints by metameric division, gemmation, or fission.

**Strobile** (*strob'-il*) [στροβίλος, a pine-cone]. (*a*) A multiple fruit in which the seeds are enclosed by prominent scales, as a pine-cone; (*b*) a *strobila*.

**Strobiliferous** (*strob-il-īf'-er-us*) [*strobilus*, a pine-cone; *ferre*, to bear]. In biology, producing *Strobilæ*.

**Strobiliform** (*stro-bil'-if-orm*) [*strobilus*, a pine-cone; *forma*, form]. Having the form of a strobile.

**Strobilization** (*strob-il-iz-a'-shun*). Same as *Strobilation*.

**Strobiloid** (*stro'-bil-oid*) [στροβίλος, a pine-cone; *είδος*, like]. Like a strobile.

**Strobilophagous** (*stro-bil-off'-ag-us*) [στροβίλος, pine-cone; *φαγείν*, to eat]. Living on pine-cones, as a bird.

**Stroboscope** (*stro'-bo-skōp*). See *Zooscope*.

**Stroboscopic** (*stro-bo-skōp'-ik*) [στροβός, a twisting; *σκοπεῖν*, to view]. 1. Pertaining to the stroboscope. 2. A term applied to a plate used in the study of the contractions of striated muscular fiber.

**Stroke** (*strōk*) [ME., *strook*, a stroke; *stroken*, to stroke]. 1. In pathology, a sudden and severe seizure or fit of disease. 2. A popular term for apoplexy. 3. To pass the hands gently over the body. **S.**, **Apoplectic**. See *Apoplexy*. **S.**, **Back, of the Heart**, the supposed "reaction-impulse," or recoil of the ventricles at the moment the blood is discharged into the aorta. **S.**, **Heat**. See *Hyperpyrexia*. **S.**, **Paralytic**, sudden loss of muscular power from lesion of the brain or spinal cord.

**Stroma** (*stro'-mah*) [στρομα, a bed: *pl.*, *Stromata*]. 1. The tissue forming the substratum or framework upon which the essential structures of an organ rest. 2. In biology, a body composed of compactly arranged hyphæ, on which sporocarps are borne. **S.-fibrin**, Landois' term for fibrin formed directly from stroma, as distinguished from *plasma-fibrin* or that formed in the usual way. **S.-plexus**, a plexus of axis-cylinders formed by the corneal nerves.

**Stromatic** (*stro-mat'-ik*) [στρομα, a coverlet]. Resembling a stroma.

**Stromatiform** (*stro-mat'-if-orm*) [στρομα, stroma; *forma*, form]. Having the form of a stroma.

**Stromatous** (*stro'-mat-us*) [στρομα, stroma]. Pertaining to a stroma.

**Strombuliform** (*strom'-bu-lif-orm*) [*strombulus*, a little top; *forma*, form]. In biology, twisted into a spiral form.

**Stromuhr** (*ström'-ūr*) [Ger.]. See *Rheometer*.

**Strongle** (*strong'-gl*) [στρογγύλος, globose]. A worm of the genus *Strongylus*.

**Strongyl** (*stron'-jil*). See *Strongle*.

**Strongylus** (*stron'-jil-us*) [στρογγύλος, globose: *pl.*, *Strongyli*]. A genus of nematode entozoa. See *Parasites (Animal)*, Table of.

**Strontian Yellow**. See *Pigments, Conspectus of*.

**Strontium** (*stron'-she-um*) [after *Strontian*, in Scotland]. A metal somewhat resembling barium in its chemic relations. Symbol, Sr.; at. wt., 87.37; sp. gr., 2.54. See *Elements, Table of*. **S. Bromid**, a sedative remedy reported to be free from many of the objectionable qualities of potassium bromid. **S. Iodid**, **S. Lactate**, used as a diuretic and as a tenia-cide.

**Strophanthin** (*strof-an'-the-in*) [στρόφος, a cord; *ἄνθος*, flower]. An insoluble substance produced by the decomposition of strophanthin by acids.

**Strophanthin** (*strof-an'-thin*) [στρόφος, a cord; *ἄνθος*, flower],  $C_{20}H_{34}O_{10}$ . A toxic alkaloid, soluble in water and alcohol, derived from strophanthus.

**Strophanthus** (*strof-an'-thus*) [στρόφος, twisted; *ἄνθος*, flower]. 1. A genus of apocynaceous trees and shrubs, or climbers, of Africa and Asia, often with poisonous seeds. Some 20 species are described. 2. The seeds of a tropical plant, *S. hispidus*, or *Kombé*, yielding an arrow-poison. Its properties are due to strophanthin,  $C_{20}H_{34}O_{10}$ , a glucosid, and inéin, an alkaloid. In medical properties it closely resembles digitalis, producing loss of reflex sensibility and voluntary motion, but not to the same degree causing contraction of the arteries. Dose of the tincture gtt. v-x, of strophanthin, dose gr.  $\frac{1}{120}$ - $\frac{1}{60}$ , hypodermatically. Unof.

**Strophium** (*strof'-e-um*) [στρόφος, a cord]. A band-age.

**Strophocephalus** (*strof-o-sef'-al-us*) [στρόφος, twisted; *κεφαλή*, head]. A monster having displacement of the parts forming the head and face.

**Strophocephaly** (*strof-o-sef'-al-e*) [στρόφος, twisted; *κεφαλή*, head]. Distortion of the head; the condition of having a distorted head.

**Strophos** (*strof'-os*) [στρόφος, a cord]. Synonym of *Volvulus*.

**Strophulus** (*strof'-u-lus*) [στρόφος, a twisted band]. *Red Gum*; a form of miliaria occurring in infants. It generally results from too much wrapping up. **S. albidus**. See *Milium*. **S. confertus**. See *S. intertinctus*. **S. intertinctus**, *S. confertus*, a papular dermatitis of more or less acute form, a variety of eczema common in infants. **S. pruriginosus**, an eruption, occurring in the young, of erythematous disseminated papules, accompanied by great itching. **S. volaticus**, an acute skin-disease, a typical erythema papulatum, characterized by slight maculæ.

**Structural** (*struk'-tu-ral*) [*structura*, structure]. Pertaining to or involving tissue or structure. In biology, relating to the form, arrangement, and development of parts of organisms.

**Structure** (*struk'-tūr*) [*structura*; *struere*, to build]. In biology, the manner or method of the building up, arrangement, and formation of the different tissues and organs of the body or of a complete organism. Also, an organ, a part, or a complete organic body.

**Structureless** (*struk'-tūr'-les*) [*structure*, *structure*]. Having no histologic differentiation; amorphous or homogeneous; having no distinctions of internal organization and no distinct parts.

**Struma** (*stru'-mah*) [*struma*, a scrofulous tumor]. Scrofula. Also, a scrofulous swelling or tumor; a goiter. Also, *Bronchocele*. **S. lipomatodes aber-ratæ renis**, small, fatty tumors found beneath the renal capsule. **S. maligna**, carcinoma of the thyroid gland. **S. pulsans**, **S. vasculosa**, pulsating goiter.

**Strumatic, Strumatous** (*stru-mat'-ik*, *stru'-mat-us*) [*struma*, *struma*]. Strumous; scrofulous.

**Strumectomy** (*stru-mek'-to-me*) [*struma*, *struma*; *ἐκτομή*, excision]. Excision of an enlarged or strumous gland, or of a goiter.

**Strumiferous** (*stru-mif'-er-us*) [*struma*, *struma*; *ferre*, to bear]. Strumose.

**Strumiform** (*stru'-mif-orm*) [*struma*, *struma*; *forma*, form]. Having the appearance of struma.

**Strumipriva, Cachexia** (*stru-mip-re'-vah*). See *Cachexia*.

**Strumitis** (*stru-mi'-tis*) [*struma*, *struma*; *itis*, inflammation]. Inflammation of the thyroid gland.

**Strumoderma** (*stru-mo-der'-mah*). See *Scrofuloderma*.

**Strumose** (*stru'-mōs*) [*struma*, *struma*]. Swollen on one side; possessing a wen-like protuberance.

**Strumosis** (*stru-mō'-sis*). See *Strumositas*.

**Strumositas** (*stru-mōs'-it-as*) [*struma*, *struma*]. The tendency toward, or diathesis of, goiter or of scrofula.

**Strumous** (*stru'-mus*) [*strumosis*]. Scrofulous. Having the nature of scrofula. **S. Inguinal Lymphadenitis**, **S. Bubo**, hyperplastic lymphadenitis of the inguinal glands.

**Strümpell's Disease**. Acute primary hemorrhagic encephalitis. See *Diseases*, *Table of*.

**Strumulose** (*stru'-mu-lōs*) [*struma*, *struma*]. Furnished with a small struma.

**Struthin** (*stru'-thin*). See *Saponin*.

**Struve's Lotion**. A lotion recommended as a counter-irritant in whooping-cough, and composed of tartar emetic ʒj, tr. cantharides ʒj, water ʒij. **S.'s Method**, a method of preparing hemin crystals. Add to a dilute solution of hemoglobin, ammonia, tannic acid, and afterward glacial acetic acid until it is acid; a black precipitate of tannate of hematin is thrown down. This is isolated, washed, dried on a glass slide, two or three drops of glacial acetic acid and a granule of ammonium chlorid added; gentle heat is applied, and, on cooling, the crystals appear.

**Strychnin, Strychnina** (*stri'-nin*, *stri'-ni'-nah*) [*σπύχνος*, *strychnin*],  $C_{21}H_{22}N_2O_2$ . A poisonous alkaloid in the fruit of *Strychnos nux vomica* and found in St. Ignatius' bean. It crystallizes in four-sided prisms, melting at 284° C., and possessing an extremely bitter taste. See *Nux vomica*.

**Strychninism** (*stri'-nin-izm*) [*σπύχνος*, *strychnin*]. The condition of one under the influence of strychnin or *nux vomica*, or affected by either.

**Strychninization** (*stri'-nin-is-a'-shun*) [*σπύχνος*, *strychnin*]. The condition produced by large doses of strychnin or *nux vomica*.

**Strychninomania** (*stri'-nin-o-ma'-ne-ah*) [*σπύχνος*, night-shade; *μανία*, madness]. Delirium from the use of strychnin or *nux vomica*.

**Strychnos** (*stri'-nos*). See *Nux vomica*.

**Stubb** (*stub*). See *Phenanthrene*.

**Stuffed Meat**. Any veal or lamb upon which or to which masses of fat from other animals have been affixed for the purpose of giving lean flesh the appearance of being in good condition.

**Stultitia** (*stul'-tish'-e-ah*) [*stultus*, a fool]. Foolishness; dulness of intellect.

**Stump** [*ME.*, *stumpe*, stump]. The extremity, pedicle, or basis of the part left after surgical amputation, excision, or ablation. **S. of Eyeball**, the remainder of the globe after excision of an anterior staphyloma or after other capital operation on the globe that deprives it of vision. **S.-foot**. Synonym of *Club-foot*. **S.**, **Sugar-loaf**, a conic stump due to undue retraction of the muscles; called, also, **S.**, **Conical**. **S. of Tooth**, that part remaining after removal or destruction of the corona.

**Stun** [*AS.*, *stunian*, to make a din]. To confuse and render one temporarily insensible or unconscious, as by a blow.

**Stunt** [*ME.*, *stunt*, dull]. A stunted or undeveloped state. See *Cram-stunt*.

**Stunted** (*stun'-ted*) [*ME.*, *stunt*, dull]. Undeveloped, by reason of underfeeding, overwork, or other untoward condition.

**Stupe** (*stūp*) [*stupa*: *gen.* and *pl.*, *Stupæ*; *στυπή*, tow]. A fomentation. Also, the cloth used.

**Stupefacient, Stupefactive** (*stu-pe-fa'-shent*, *stu-pe-fak'-tiv*) [*stupere*, to be stunned; *facere*, to make]. 1. Narcotic, or deadening the senses. 2. A narcotic agent.

**Stupefaction** (*stu-pe-fak'-shun*) [*stupere*, to be stunned]. Stupor, and the process of reaching it.

**Stupemania** (*stu-pe-ma'-ne-ah*) [*stupor*, stupor; *μανία*, mania]. Mental stupor with insanity.

**Stupeous** (*stu'-pe-us*) [*stupa*, tow]. In biology, applied to the palpi of some insects which are covered with loose scales like tow.

**Stupiditas** (*stu-pid'-it-as*). Synonym of *Iliocy*.

**Stupor** (*stu'-por*) [*L.*]. The condition of being but partly conscious or sensible. Also, a condition of insensibility. **S.**, **Anergic**, acute dementia. **S.**, **Delusional**, melancholic dulness of mind, with delusions; it is sometimes a kind of auto-hypnotism. **S.**, **Epileptic**, **S.**, **Post-convulsive**, the stupor following an epileptic convulsion. **S. formicans**, formication. **S.**, **Lethargic**. See *Trance*. **S. melancholicus**, the stupor found in association with melancholia. **S. miliaris**, paresthesia of the fingers and toes in connection with miliary fever. **S. vigilans**, catalepsy.

**Stuporous** (*stu'-por-us*) [*stupor*, stupor]. In a condition of, or attended with stupor. **S. Insanity**. See *Insanity*, *Confusional*.

**Stupose** (*stu'-pōs*) [*stupa*, tow]. Like tow; covered with mats of long hairs, resembling tow.

**Stupration, Stuprum** (*stu-pra'-shun*, *stu'-prum*) [*stuprum*, defilement]. Rape.

**Stupulose** (*stu'-pu-lōs*) [*stupa*, tow]. In biology, covered with short, fine hairs.

**Sturdy** (*stur'-de*) [*ME.*, *sturdy*, sturdy]. 1. Vigorous; hardy. 2. See *Gid* and *Staggers*.

**Stutter** (*stut'-er*) [*Ger.*, *stottern*, to stutter]. To hesitate or make repeated efforts to articulate a syllable. Stuttering is a variety of stammering. See *Stammering*. **S.-spasm**. See *Lalophobia*.

**Stycerin** (*stis'-er-in*),  $C_9H_{12}O_3$ . *Phenyl glycerol*; a substance obtained from the bromid of cinnamic alcohol by long boiling with water. It is a gummy mass, easily soluble in water and alcohol.

**Stye** (*sti*). See *Hordeolum*.

**Stylamblys** (*sti-lam'-blis*) [*στυλος*, a pillar; *ἀμβλῆς*, blunt]. In biology, a small process attached to the inner branch of the pleopod of a crustacean. (Bate.)

**Stylar** (*sti'-lar*) [*στυλος*, pillar]. Pertaining to or resembling a style.

**Stylate** (*sti'-lat*) [*stilus*, a stake]. Having a persistent style.



**Style** (*stīl*) [*στυλος*, pillar]. In biology, that portion of the pistil which connects the ovary with the stigma.

**S.-branch**, in biology, a division of the style. **S.**, **Lacrymal**. See *Lacrymal*.

**Stylet** (*sti-let'*) [*stilus*, stake]. A probe; a probe or wire inserted into a catheter or trocar, in order to stiffen the instrument or to perforate the tissues. See *Stilet*.

**Styletiform** (*sti-let'-if-orm*) [*stilus*, stake; *forma*, form]. Shaped like a stylet.

**Styliferous** (*sti-lif'-er-us*) [*stilus*, stake; *ferre*, to bear]. In biology, bearing a style.

**Styliform** (*sti'-lif-orm*) [*stilus*, stake; *forma*, form]. Shaped like a style.

**Styline** (*sti'-lin*) [*stilus*, stake]. Pertaining or relating to a style.

**Styliscus** (*sti-lis'-kus*) [*στυλίσκος*, dim. of *στυλος*, a pillar; *pl.*, *Stylisci*]. 1. A slender cylindrical tent. 2. In biology, the passage leading from the stigma to the ovary through the style.

**Stylo-** (*sti'-lo-*) [*στυλος*, pillar]. A prefix used to denote connection with or relation to the styloid process of the temporal bone.

**Stylocerite** (*sti-los'-er-ite*) [*στυλος*, a pillar; *κέρας*, a horn]. In biology, a style or large spine on the outer margin of the first joint of the first pair of antennae of crustaceans (Bate).

**Stylo-glossal** (*sti-lo-glos'-al*) [*στυλος*, pillar; *γλῶσσα*, tongue]. Connected with or relating to the styloid process of the temporal bone and the tongue.

**Styloglossus** (*sti-lo-glos'-us*). See *Muscles*, *Table of*.

**Stylogonidium** (*sti-lo-go-nid'-e-um*) [*στυλος*, a pillar; *γενή*, generation]. In biology, a gonidium formed by abstraction on the ends of special branches of the thallus in certain fungi.

**Stylohyal** (*sti-lo-hi'-oid*) [*stilus*, stile; *hyoid*]. One of the bones of the hyoid arch of vertebrates.

**Stylohyoid** (*sti-lo-hi'-oid*). See *Muscles*, *Table of*, and *Nerves*, *Table of*.

**Styloid** (*sti'-loid*) [*στυλος*, pillar]. Resembling a stylus or slender, cylindric column.

**Stylo-mastoid** (*sti-lo-mas'-toid*) [*στυλος*, pillar; *mas-toid*]. Pertaining conjointly to the styloid and mastoid processes. **S.-m. Foramen**, a foramen on the inferior surface of the petrous portion of the temporal bone. It transmits the facial nerve. See *Foramina*, *Table of*.

**Stylo-maxillary** (*sti-lo-maks'-il-a-re*) [*στυλος*, pillar; *maxilla*, maxilla]. Pertaining to the styloid process and the maxilla.

**Stylo-pharyngeus** (*sti-lo-far-in-je'-us*). See *Muscles*, *Table of*.

**Stylopod** (*sti'-lo-pod*) [*στυλος*, a pillar; *πούς*, foot]. Same as *Stylopodium*.

**Stylopodium** (*sti-lo-po'-de-um*) [*στυλος*, pillar; *πούς*, foot; *pl.*, *Stylopodia*]. In biology, a disc-like enlargement occurring at the base of the style in some flowers, e.g., *Umbelliferae*.

**Stylosanthes** (*sti-lo-san'-thes*) [*στυλος*, pillar; *άνθος*, flower]. A genus of leguminous plants including the *Pencil Flower*; the herb *S. elatior*, which is of repute in relieving the irritability of the uterus during gestation. Dose of the fld. ext. ηχ-xx.

**Stylospore** (*sti'-lo-spor*) [*στυλος*, a pillar; *σπορά*, seed]. Same as *Pycnospore*.

**Stylosporous** (*sti-los'-po-rus*) [*στυλος*, a pillar; *σπορά*, seed]. Of the nature of a stylospore.

**Stylo-staphylin** (*sti'-lo-staf'-il-in*) [*στυλος*, pillar; *σταφύλη*, a bunch of grapes]. Connected with or relating to the styloid process of the temporal bone and the velum palati.

**Stylostegium** (*sti-lo-ste'-je-um*) [*στυλος*, a pillar; *στέγος*,

cover: *pl.*, *Stylostegia*]. In biology, the corona covering the style peculiar to asclepiads.

**Stylostemon** (*sti-lo-ste'-mon*) [*στυλος*, pillar; *σθήμων*, stamen]. An epigynous stamen.

**Stylostephyte** (*sti-los'-te-o-fit*) [*στυλος*, pillar; *φυτόν*, plant]. A style-shaped exostosis.

**Stylostixis** (*sti-lo-stiks'-is*). See *Acupuncture*.

**Stylus** (*sti'-lus*) [*stilus*, a pen]. A pointed instrument formerly used for writing on wax tablets. An instrument for writing on manifold paper. In surgery, a sound.

**Styma** (*sti'-mah*). See *Priapism*.

**Stymatosis** (*sti-mat'-o'-sis*) [*στυμα*, stiffness]. A violent erection of the penis attended with hemorrhage.

**Stypage** (*ste-pah'h'*) [Fr.]. The production of local anesthesia by an application made with a stype.

**Stype** (*stēp*, or *sti'-pē*) [Fr.; *στύπη*, tow]. A tampon or pledget, especially such as is used in producing local anesthesia.

**Stypsis** (*stīp'-sis*) [*στυπτικός*, astringent]. 1. Constipation. 2. The use of a stypic.

**Stypic** (*stīp'-tik*) [*στυπτικός*, astringent]. 1. Having the property of checking hemorrhage. 2. A medicine or agent that causes vascular contraction of the blood-vessels. A hemostatic.

**Stypticity** (*stīp-tis'-il-e*) [*στυπτικός*, astringent]. The quality of being styptic.

**Styracin** (*stīr'-as-in*) [*στέραξ*, storax],  $C_{18}H_{16}O_2$ . The cinnamic ester of cinnamyl-alcohol. A substance present in storax. It crystallizes from hot alcohol in fine needles, melting at  $44^{\circ} C.$ , and is odorless and tasteless.

**Styracol** (*stīr'-ak-ol*) (*στέραξ*, storax),  $C_9H_8CH:CH-COOC_6H_4OCH_3$ . The cinnamate of guaiacol, introduced as a tasteless substitute for guaiacol in gastrointestinal and genito-urinary catarrh. Dose gr. v. Unof.

**Styrax** (*sti'-raks*) [*στέραξ*, storax]. Storax. A balsam obtained from the inner bark of *Liquidambar orientalis*, or oriental sweet gum. It contains a volatile oil, styrol, several resins and cinnamic acid. It is stimulant, expectorant and antiseptic, acting like benzoïn and tolu, and is used in bronchial affections and catarrh of the urinary passages. Externally it is an antiseptic and parasiticide. It is a constituent of Friar's balsam. Dose gr. v-xx.

**Styrene** (*sti'-rēn*) [*στέραξ*, storax],  $C_9H_{10}O$ . *Styryl-alcohol*, *Cinnamyl-alcohol*; a substance obtained by saponifying styracin, its cinnamic ester, with potassium hydroxid. It crystallizes in shining needles, is sparingly soluble in water, possesses a hyacinth-like odor, melts at  $33^{\circ} C.$ , and distills at  $250^{\circ} C$ .

**Styrogallol** (*sti-ro-gall'-ol*). See *Pigments*, *Conspectus of*.

**Styrol** (*stī'-rōl*) [*στέραξ*, storax],  $C_8H_8$ . *Cinnamene*, *Phenylethylene*. A colorless, strongly refractive liquid hydrocarbon, with an odor like that of benzene, and obtained by heating styracin with calcium hydrate. It boils at  $144-145^{\circ} C.$ ; sp. gr. at  $0^{\circ} C$ . is 0.925.

**Styrolene** (*sti'-ro-lēn*). Same as *Styrol*, *q. v.*

**Styrone** (*sti'-rōn*) [*στέραξ*, storax]. A compound of balsam of Peru and styrax. It occurs usually in the form of a brown, syrupy liquid, of a pleasantly aromatic odor, and a pungent, biting, persistent taste; it also crystallizes. It is antiseptic, deodorant, analgesic, and makes a pleasant deodorizer, in solution, used as a spray, likewise an agreeable mouth-wash, to neutralize tobacco and other odors, and is used as an antiseptic in dental practice. In from 1 to 5 per cent. solutions it furnishes a strong antiseptic for surgical use, dissolved in olive-oil, or mixed with ointment-bases; it has also been recommended in the treatment

of otorrhea. **S. Method**, a method of bleaching microscopic preparations of parasitic fungi by the use of styrene.

**Styryl-alcohol** (*sti'-ril-al'-ko-hol*). See *Styrene*.

**Sub-** [*sub*, under]. A Latin preposition. Used as a prefix it denotes under, beneath, ventrad, lower, or moderate in degree.

**Subabdominal** (*sub-ab-dom'-in-al*) [*sub*, under; *abdomen*, abdomen]. Beneath the abdomen.

**Subacetas** (*sub-as'-et-as*). See *Subacetate*.

**Subacetate** (*sub-as'-et-at*) [*sub*, under; *acetum*, vinegar]. A basic acetate.

**Subacid** (*sub-as'-id*) [*sub*, under; *acidum*, acid]. Moderately acid or sour.

**Subacid** (*sub-ab'-rid*) [*sub*, under; *acer*, sharp]. Moderately acid.

**Subacromial** (*sub-ak-ro'-me-al*) [*sub*, under; *acromial*]. Lying below the acromion.

**Subacuminate** (*sub-ak-u'-min-at*) [*sub*, under; *acuminat*]. Moderately acuminate.

**Subacute** (*sub-ak'-üt*) [*sub*, under; *acutus*, sharp]. Moderately acute or severe. Also, the stage of a disease when it is intermediate between an acute and a chronic form.

**Subanal** (*sub-a'-nal*) [*sub*, under; *anus*, anus]. Situated below the anus.

**Subanconeal** (*sub-an-ko-ne'-al*) [*sub*, under; *anconeus*]. Beneath the anconeus muscle.

**Subanconeus** (*sub-an-ko-ne'-us*). See *Muscles, Table of*.

**Subapical** (*sub-a'-pik-al*) [*sub*, under; *apex*, apex]. Beneath the apex.

**Subaponeurotic** (*sub-ap-on-u-roi'-ik*) [*sub*, under; *aponeurosis*]. Situated, or occurring beneath an aponeurosis.

**Subaqueous** (*sub-a'-kwe-us*) [*sub*, under; *aqua*, water]. Living beneath the water.

**Subarachnoid** (*sub-ar-ak'-noid*) [*sub*, under; *arachnoid*]. That lying directly beneath the arachnoid membrane, as the subarachnoid space, subarachnoid fluid, etc. See *Space*.

**Subarcuate** (*sub-ar'-ku-at*) [*sub*, under; *arcus*, an arc]. Slightly arcuate.

**Subareolar** (*sub-ar-e'-o-lar*) [*sub*, under; *areola*, areola]. Situated, or occurring beneath the mammary areola.

**Subastragal** (*sub-as-trag'-al-ar*) [*sub*, under; *astragalus*]. Under the astragalus. **S. Amputation**, a partial removal of the foot, in which only the astragalus is left.

**Subastragaloid** (*sub-as-trag'-al-oid*) [*sub*, under; *astragalus*, astragalus]. Occupying a position beneath the astragalus.

**Subastringent** (*sub-as-trin'-jent*) [*sub*, under; *astringens*, astringent]. Only slightly astringent.

**Subaural** (*sub-aw'-ral*) [*sub*, under; *auris*, ear]. Beneath the ear.

**Subaxial** (*sub-aks'-e-al*) [*sub*, under; *axis*, axis]. Lying below the axis.

**Subaxillary** (*sub-aks'-il-a-re*) [*sub*, under; *axilla*, axilla]. Situated below the axilla.

**Subbasal** (*sub-ba'-zal*) [*sub*, under; *βάσις*, base]. Situated near the base.

**Subbrachial, Subbrachiate** (*sub-bra'-ke-al, sub-bra'-ke-at*) [*sub*, under; *βράχιον*, arm]. Under the pectoral muscles.

**Subcalcareous** (*sub-kal-ka'-re-us*) [*sub*, under; *calx*, lime]. Somewhat calcareous.

**Subcalcarine** (*sub-kal'-kar-in*) [*sub*, under; *calcar*, the calcaneum]. Situated ventrad of the calcarine fissure of the brain.

**Subcapsular** (*sub-kap'-su-lar*) [*sub*, under; *capsula*, capsule]. Beneath the capsule.

**Subcarbonas** (*sub-kar'-bon-as*) [*sub*, under; *carbo*, charcoal]. See *Subcarbonate*.

**Subcarbonate** (*sub-kar'-bon-at*) [*sub*, under; *carbo*, charcoal]. A neutral or basic carbonate.

**Subcartilaginous** (*sub-kar-til-aj'-in-us*) [*sub*, under; *cartilago*, cartilage]. 1. Situated beneath cartilage. 2. Partly cartilaginous.

**Subcaudal** (*sub-kav'-dal*) [*sub*, under; *cauda*, tail]. Situated under the tail.

**Subcaudate** (*sub-kav'-dat*). Same as *Subcaudal*.

**Subcecal** (*sub-se'-kal*) [*sub*, under; *cæcum*, cecum]. Lying below the cecum.

**Subcentral** (*sub-sen'-tral*) [*sub*, under; *κέντρον*, center]. 1. Situated near the center. 2. Ventrad of the central fissure of the brain.

**Subcerebellar** (*sub-ser-e-bell'-ar*) [*sub*, under; *cerebellum*, cerebellum]. Situated beneath the cerebellum.

**Subcerebral** (*sub-ser'-e-bral*) [*sub*, under; *cerebrum*, cerebrum]. Situated beneath the cerebrum.

**Subchondral** (*sub-kon'-dral*) [*sub*, under; *χόνδρος*, cartilage]. Lying beneath cartilage.

**Subchordal** (*sub-kor'-dal*) [*sub*, under; *chorda*, cord]. Beneath the notochord.

**Subchorionic** (*sub-ko-re-on'-ik*) [*sub*, under; *χόριον*, chorion]. Lying beneath the chorion.

**Subchoroidal** (*sub-ko-roid'-al*) [*sub*, under; *χόριον*, chorion; *εἶδος*, like]. Situated or occurring under the choroid.

**Subchronic** (*sub-kron'-ik*) [*sub*, under; *χρόνος*, time]. More nearly chronic than is indicated by the term *subacute*.

**Subclavian** (*sub-kla'-ve-an*) [*sub*, under; *clavis*, collarbone]. Situated under the collarbone. **S. Artery**. See *Arteries, Table of*. **S. Groove**. See *Groove*. **S. Triangle**. See *Triangles, Table of*.

**Subclavicular** (*sub-kla-vik'-u-lar*) [*sub*, under; *clavis*, collarbone]. Pertaining to the subclavicular bone or the first rib.

**Subclavius** (*sub-kla'-ve-us*). See *Muscles, Table of*.

**Subcollateral** (*sub-kol-at'-er-al*) [*sub*, under; *con*, together; *lateralis*, lateral]. Ventrad of the collateral fissure of the brain.

**Subconchoidal** (*sub-kong-koi'-dal*) [*sub*, under; *κόγχη*, shell; *εἶδος*, like]. Imperfectly conchoidal.

**Subconical** (*sub-kon'-ik-al*) [*sub*, under; *κωνικός*, conical]. Conoidal.

**Subconjunctival** (*sub-kon-jungk-ti'-val*) [*sub*, under; *conjunctivus*, uniting]. Situated beneath the conjunctiva.

**Subconsciousness** (*sub-kon'-shus-nes*) [*sub*, under; *consci*, knowing]. Imperfect consciousness; that state in which mental processes take place without the mind being distinctly conscious of its own activity.

**Subcoracoid** (*sub-kor'-ak-oid*) [*sub*, under; *κόραξ*, a crow; *εἶδος*, like]. Situated below the coracoid process.

**Subcordate** (*sub-kor'-dāt*) [*sub*, under; *cor*, heart]. Having nearly the shape of a heart.

**Subcordiform** (*sub-kor'-dif-orm*) [*sub*, under; *cor*, heart]. See *Subcordate*.

**Subcorneous** (*sub-kor'-ne-us*) [*sub*, under; *corneus*, horny]. Somewhat horny.

**Subcortical** (*sub-kor'-tik-al*) [*sub*, under; *cortex*, cortex]. Beneath the cortex.

**Subcosta** (*sub-kos'-tah*) [*sub*, under; *costa*, rib]. The subcostal vein of the wing of some insects.

**Subcostal** (*sub-kos'-tal*) [*sub*, under; *costa*, rib]. Lying beneath a rib or the ribs.

**Subcranial** (*sub-kra'-ne-al*) [*sub*, under; *κράνιον*, cranium]. Situated below the skull.

**Subcrepitant** (*sub-krep'-it-ant*) [*sub*, under; *crepitare*, to make a crackling noise]. Applied to a sibilant rat-



tle, or to râles produced by the bubbling of air through a slightly viscous liquid, as the mucus of the bronchi.

**Subcrureus** (*sub-kru-re'-us*). See *Muscles*, Table of.

**Subculture** (*sub-kul'-tūr*) [*sub*, under; *cultura*, culture]. In bacteriology, a part of a culture set aside for special treatment or observation.

**Subcuneus** (*sub-ku-ue'-us*) [*sub*, under; *cuneus*, a wedge]. An area of the occipital lobe ventrad of the cuneus, and caudad of the collateral fissure.

**Subcutaneous** (*sub-ku-ta'-ue-us*) [*sub*, under; *cutis*, the skin]. Under the skin. Hypodermatic.

**Subcuticular** (*sub-ku-tik'-u-lar*). See *Subepidermal*.

**Subcutis** (*sub-ku'-tis*) [*sub*, under; *cutis*, skin]. The deeper portion or layer of the true skin.

**Subdelirium** (*sub-de-lir'-e-um*) [*sub*, under; *delirium*, delirium]. A muttering delirium, with lethargic features.

**Subdental** (*sub-den'-tal*) [*sub*, under; *dens*, a tooth]. Situated beneath the teeth.

**Subdermal** (*sub-der'-mal*). See *Subcutaneous*.

**Subdiaphragmatic** (*sub-di-af-rag-mat'-ik*) [*sub*, under; *διάφραγμα*, diaphragm]. Under the diaphragm.

**Subdivided** (*sub'-div-i-ded*) [*sub*, under; *dividere*, to divide]. Re-divided; making secondary or smaller divisions.

**Subdolichocephalic** (*sub-dol-ik-o-sef'-al'-ik*) [*sub*, under; *δολιχός*, long; *κεφαλή*, head]. Somewhat dolichocephalic; having the cephalic index above 75° and below 77°.

**Subdorsal** (*sub-dor'-sal*) [*sub*, under; *dorsum*, back]. In biology, situated on the side of the dorsal surface of the body.

**Subdural** (*sub-du'-ral*) [*sub*, under; *dura*, dura]. Beneath the dura. **S. Space**, the space between the dura and the arachnoid.

**Subectodermal** (*sub-ek-to-der'-mal*) [*sub*, under; *ἐκτος*, outside; *δέρμα*, skin]. Beneath the ectoderm.

**Subectopic** (*sub-ek-top'-ik*) [*sub*, under; *ἐκτοπος*, displaced]. Almost ectopic; applied to gestation in which the ovum is implanted in the lower zone of the inner surface of the uterus.

**Subencephalon** (*sub-en-sef'-al-on*) [*sub*, under; *ἐγκέφαλον*, brain]. The oblongata, pons and corpora quadrigemina taken together.

**Subendocardial** (*sub-en-do-kar'-de-al*) [*sub*, under; *ἐνδον*, within; *καρδία*, heart]. Beneath the endocardium.

**Subendothelial** (*sub-en-do-the'-le-al*) [*sub*, under; *ἐνδον*, within; *θηλή*, nipple]. Situated or occurring under an endothelial structure.

**Subepidermal, Subepidermatic, Subepidermic** (*sub-ep-id-er'-mal*, *sub-ep-id-er-mat'-ik*, *sub-ep-id'-er-mik*) [*sub*, under; *ἐπί*, upon; *δέρμα*, skin]. Situated beneath the epidermis.

**Subepithelial** (*sub-ep-ith-e'-le-al*) [*sub*, under; *ἐπί*, upon; *θηλή*, nipple]. Situated, or occurring, under an epithelial surface.

**Suber** (*su'-ber*) [L., gen. *Suberis*]. Cork.

**Subereous** (*su-be'-re-us*) [*suber*, cork]. In biology, corky.

**Suberic Acid** (*su-ber'-ik*). See *Acid*.

**Suberiferous** (*su-ber-if'-er-us*) [*suber*, cork; *ferre*, to bear]. Bearing suberin.

**Suberification** (*su-ber-if'-ik-a'-shun*) [*suber*, cork; *facere*, to make]. Same as *Suberization*.

**Suberin** (*su'-ber-in*) [*suber*, cork]. 1. Pulverized cork; used as a dressing for wounds. 2. In biology, the impure cellulose forming the cellular tissue of cork. Its reactions are essentially those of cutin. It forms yellowish drops with potassa.

**Suberization** (*su-ber-is-a'-shun*) [*suber*, cork]. In biology, the change of a plant-tissue into suberin or cork.

**Suberone** (*su'-ber-ön*) [*suber*, cork],  $C_7H_{12}O$ . A liquid obtained from cork by boiling it at 180° C. Its odor resembles that of peppermint.

**Suberose** (*sub'-er-ös*) [*sub*, under; *erodere*, to gnaw, to consume]. In biology, slightly gnawed on the margin.

**Subesophageal** (*sub-e-so-faj'-e-al*) [*sub*, under; *οισόφαγος*, esophagus]. Beneath the esophagus.

**Subfalcial** (*sub-fal'-se-al*) [*sub*, under; *falx*, falx]. At the free edge of the falx cerebri.

**Subfascial** (*sub-fash'-e-al*) [*sub*, under; *fascia*, fascia]. Beneath the fascia.

**Subfebrile** (*sub-feb'-ril*) [*sub*, under; *febris*, fever]. Slightly febrile.

**Subfemoralis** (*sub-fem-o-ra'-lis*). Same as *Subcrureus*.

**Subfissure** (*sub-fish'-ür*) [*sub*, under; *fissura*, fissure]. A fissure of the brain which is concealed by a supergyre, and invisible until the lips of the superfissure are divaricated.

**Subflavous** (*sub-fla'-vus*) [*sub*, under; *flavus*, yellow]. Somewhat yellow. **S. Ligament**, the ligament of yellowish, elastic material, found between the laminae of adjacent vertebrae.

**Subfoliar** (*sub-fo'-le-ar*) [*sub*, under; *folium*, leaf]. Having the character of a subfolium.

**Subfolium** (*sub-fo'-le-um*) [*sub*, under; *folium*, leaf]. A leaflet going to make up a part of any folium of the cerebellum.

**Subfornical** (*sub-for'-nik-al*) [*sub*, under; *fornix*, fornix]. Beneath the fornix of the brain.

**Subfrontal** (*sub-frun'-tal*) [*sub*, under; *frons*, forehead]. Applied to a fissure and gyre (Broca's) in the ventral region of the frontal lobe of the brain.

**Subgelatinous** (*sub-jel'-at'-in-us*) [*sub*, under; *gelatina*, gelatin]. Partly gelatinous.

**Subgenital** (*sub-jen'-it-al*) [*sub*, under; *genitalis*, genital]. Situated under the genital organs. **S. Vestibule** (*porticus subgenitalis*). See *Syndemnum*.

**Subgerminal** (*sub-ger'-min-al*) [*sub*, under; *germen*, a germ]. Situated beneath a germinal structure.

**Subglabrous** (*sub-gla'-brus*) [*sub*, under; *glaber*, smooth]. In biology, almost devoid of hairs or other like covering.

**Subglenoid** (*sub-gle'-noid*). See *Infraglenoid*.

**Subglossitis** (*sub-glos-i'-tis*) [*sub*, under; *γλῶσσα*, tongue; *ιτις*, inflammation]. Inflammation of the tissues under the tongue. See *Ranula*.

**Subglottic** (*sub-glott'-ik*). See *Infraglottic*.

**Subgrundation** (*sub-grun-da'-shun*) [Fr., *subgrondation*]. The intrusion of one part of a cranial bone beneath another.

**Subgular** (*sub-gu'-lar*) [*sub*, under; *gula*, throat]. Same as *Subjugular*.

**Subgyre** (*sub-jir'*) [*sub*, under; *γῦρος*, gyrus]. A gyre that is encroached upon or covered by another or *supergyre* (covering-gyre).

**Subhepatic** (*sub-he-pat'-ik*) [*sub*, under; *ἥπαρ*, liver]. Situated beneath or on the under surface of the liver.

**Subhumeral** (*sub-hu'-mer-al*) [*sub*, under; *humerus*, humerus]. Below the humerus.

**Subhymenial** (*sub-hi-me'-ne-al*) [*sub*, under; *hymenium*, hymenium]. Below the hymenium.

**Subhyoid** (*sub-hi'-oid*) [*sub*, under; *ὑοειδής*, hyoid]. Beneath the hyoid bone.

**Subicteric** (*sub-ik-ter'-ik*) [*sub*, under; *ἰκτερος*, jaundice]. Moderately or slightly icteric.

**Subiculum** (*sub-ik'-u-lum*) [*subex*, a layer]. 1. In biology, the thickened part of the leaf or stem of a host bearing the mycelium of a parasitic fungus. 2. The uncinate gyrus.

**Subiliac** (*sub-il'-e-ak*) [*sub*, under; *ilium*, ilium]. Pertaining to the subilium.

**Subilium** (*sub-il'-e-um*) [*sub*, under; *ilium*, ilium].

The lowest portion of the ilium.

**Subimaginal** (*sub-im-aj'-in-al*) [*sub*, under; *imago*, imago]. Having the character of a subimago.

**Subimago** (*sub-im-a'-go*) [*sub*, under; *imago*, image; *pl.*, *Subimagos* or *Subimagines*]. See *Pseudimago*.

**Subinflammation** (*sub-in-flam-a'-shun*) [*sub*, under; *inflammatio*, inflammation]. A slight degree of inflammation.

**Subinflammatory** (*sub-in-flam'-at-or-e*) [*sub*, under; *inflammatio*, a burning]. Of the nature of a slight inflammation.

**Subintegumentary** (*sub-in-teg-u-men'-tar-e*) [*sub*, under; *integumentum*, integument]. Situated beneath the integument.

**Subintestinal** (*sub-in-test'-tin-al*) [*sub*, under; *intestinum*, intestine]. Situated beneath the intestines.

**Subintrans** (*sub-in'-trant*) [*subintrare*, to enter secretly]. A qualification applied to malarial fevers in which a new paroxysm begins before the termination of the preceding one.

**Subinvolution** (*sub-in-vo-lu'-shun*) [*sub*, under; *involutio*, a rolling up]. Imperfect involution. **S.** **Menstrual**, subinvolution of the mucous membrane of the uterus after menstruation. **S.** **of the Uterus**, the incomplete contraction of the womb after delivery.

**Subjacent** (*sub-ja'-sent*) [*sub*, under; *jacere*, to lie]. Underlying; lying beneath.

**Subject** (*sub'-jekt*) [*subjicere*, to throw or bring under]. 1. An individual that serves for purposes of experiment or study, or that is under observation or treatment. 2. In anatomy, a body for dissection.

**Subjective** (*sub-jek'-tiv*) [*sub*, under; *jacere*, to throw]. 1. Pertaining to the individual himself. 2. Of symptoms, experienced by the patient himself, and not amenable to physical exploration. **S.** **Sensations**, those not caused by external stimuli.

**Subjectivism** (*sub-jek'-tiv-izm*). See *Passivism*.

**Subjugal** (*sub-ju'-gal*) [*sub*, under; *jugum*, yoke]. Below the malar bone.

**Sublanceolate** (*sub-lan'-se-o-lat*) [*sub*, under; *lanceola*, a little lance]. Somewhat tapering and pointed.

**Sublaryngeal** (*sub-lar-in'-je-al*) [*sub*, under; *ῥαρυξ*, the larynx]. Situated below the larynx.

**Sublatio, Sublation** (*sub-la'-she-o*, *sub-la'-shun*) [*sublatio*, removal]. 1. Removal; ablation. 2. Depression, or couching, of the lens in cataract. **S.** **Retinal**, detachment of the retina.

**Subligamen** (*sub-li-ga'-men*) [*sub*, under; *ligare*, to bind]. A form of truss used in hernia.

**Sublimate** (*sub-lim-at*) [*sublimare*, to lift up high]. 1. A substance which, under the action of heat, passes at once from a solid to a gaseous state, and again condenses in a solid form without intermediate liquefaction. 2. The product of sublimation. **S.** **Corrosive**, mercuric chloride. See *Hydrargyrum*.

**Sublimation** (*sub-lim-a'-shun*) [*sublimare*, to lift up high]. The vaporization and condensation of a volatile solid. The distilled product is called a sublimate.

**Sublime** (*sub-lim'*) [*sublimare*, to lift up high]. 1. To subject to sublimation. 2. To undergo sublimation.

**Sublimed** (*sub-limd'*) [*sublimare*, to lift up high]. Distilled, prepared, or purified by sublimation.

**Subliminal** (*sub-lim'-in-al*) [*sub*, under; *limen*, threshold]. Below the threshold of consciousness, or of sensation. See *Threshold*.

**Sublimis** (*sub'-lim-is*) [*L.*]. Elevated; superficial, a qualification applied to certain muscles.

**Sublingua** (*sub-ling'-gwah*) [*sub*, under; *lingua*, the tongue; *pl.*, *Sublinguae*]. In biology, a process of the mucous membrane, below the tongue of many *Prosimii* and *Chiroptera*.

**Sublingual** (*sub-ling'-gwah*) [*sub*, beneath; *lingua*, tongue]. Lying beneath the tongue. **S.** **Artery**. See *Arteries*, *Table of*. **S.** **Fossa**. See *Fossa*. **S.** **Gland**. See *Glands and Saliva*. **S.** **Triangle**. See *Triangles*, *Table of*.

**Sublinguitis** (*sub-ling'-gwi'-tis*) [*sub*, under; *lingua*, tongue; *itis*, inflammation]. Inflammation of the sublingual gland.

**Sublobular** (*sub-lob'-u-lar*) [*sub*, under; *lobulus*, a lobule]. Situated or occurring beneath a lobule.

**S. Veins**, the radicles of the hepatic veins, situated at the base of a cluster of lobules.

**Sublumbar** (*sub-lum'-bar*) [*sub*, under; *lumbus*, loin]. Situated under the loins.

**Subluxation** (*sub-luks-a'-shun*) [*sub*, under; *luxatio*, luxation]. Incomplete luxation.

**Submalleolar** (*sub-mal'-e'-o-lar*) [*sub*, under; *malleolus*, malleolus]. Under the malleoli. **S.** **Amputation**, removal of the foot at the ankle-joint.

**Submammary** (*sub-mam'-ar-e*) [*sub*, under; *mamma*, breast]. Situated beneath the breast.

**Submarginal** (*sub-mar'-jin-al*) [*sub*, under; *margo*, margin]. Situated near the border or margin.

**Submarginate** (*sub-mar'-jin-at*) [*sub*, under; *margo*, margin]. Bordered with a mark which is slightly separated from the edge.

**Submaxillary** (*sub-maks'-il-a-re*) [*sub*, under; *maxilla*, maxilla]. Lying beneath the lower maxilla. **S.** **Fossa**. See *Fossa*. **S.** **Gland**. See *Glands and Saliva*. **S.** **Triangle**. See *Triangle*.

**Submedial** (*sub-me'-de-al*) [*sub*, under; *medius*, middle]. Situated beneath or near the middle.

**Submembranous** (*sub-mem'-bra-nus*) [*sub*, under; *membrana*, a membrane]. Somewhat membranous.

**Submental** (*sub-men'-tal*) [*sub*, under; *mentum*, chin]. Situated under the chin.

**Submentum** (*sub-men'-tum*) [*sub*, under; *mentum*, the chin; *pl.*, *Submenta*]. In biology, the basal part of the labium of an insect, immediately in front of and joining the gula. Also applied to the basal part of the second maxilla.

**Submerge** (*sub-merj'*) [*sub*, under; *mergere*, to dip]. To immerse. To place under the surface of a liquid.

**Submersion** (*sub-mer'-shun*) [*sub*, under; *mergere*, to dip]. The condition of being under the surface of a liquid.

**Submetallic** (*sub-met-a'-ik*) [*sub*, under; *metallum*, metal]. To a certain extent metallic.

**Submissio** (*sub-mis'-e-o*) [*L.*]. A lowering. **S.** **cor-dis**, the systole of the heart.

**Submucosa** (*sub-mu-ko'-sah*) [*sub*, under; *mucosus*, mucous]. The layer of fibrous connective tissue that attaches the mucous membrane to the subjacent parts.

**Submucous** (*sub-mu'-kus*) [*sub*, under; *mucosus*, mucous]. Situated beneath the mucous membrane.

**Submuscular** (*sub-mus'-ku-lar*) [*sub*, under; *muscular*]. Beneath a muscle.

**Subnarcotic** (*sub-nar-kot'-ik*) [*sub*, under; *ναρκωτικός*, narcotic]. Moderately narcotic.

**Subnasal** (*sub-na'-zal*) [*sub*, under; *nasus*, nose]. Situated beneath the nose. **S.** **Point**. See *Cranio-metric Points*.

**Subneural** (*sub-nu'-ral*) [*sub*, under; *νεῖρον*, nerve]. Situated under the neuron or under a nerve. **S.** **Gland**, the homologue in the amphioxus of the hypophysis of higher vertebrates.

**Subnitrate** (*sub-ni'-trat*) [*sub*, under; *nitrum*, niter]. A basic nitrate.

**Subnodal** (*sub-no'-dal*) [*sub*, under; *nodus*, node]. Behind or under a node.

**Subnormal** (*sub-nor'-mal*) [*sub*, under; *norma*, rule]. Below the normal.



**Subnucleus** (*sub-nu'-kle-us*) [*sub*, under; *nucleus*, nucleus]. Any one of the subdivisions into which a group of nerve-cells is divided by the passage through it of intersecting nerve-bundles. [Spitzka.]

**Subnude** (*sub-nūd'*) [*sub*, under; *nudus*, naked]. In biology, almost naked or bare of leaves.

**Suboccipital** (*sub-ok-sip'-it-al*) [*sub*, under; *occiput*, occiput]. Situated beneath the occiput. **S. Triangle.** See *Triangles, Table of*.

**Suboccipito-bregmatic** (*sub-ok-sip'-it-o-breg-mat'-ik*) [*sub*, under; *occiput*, occiput; *βρεγμα*, bregma]. Situated in the region extending from the bregma to beneath the occiput.

**Subocellate** (*sub-os'-el-āt*) [*sub*, under; *ocellus*, eye]. In biology, applied to the spots on the wings of butterflies which resemble ocelli.

**Subocular** (*sub-ok'-u-lar*) [*sub*, under; *oculus*, eye]. Beneath the eye.

**Subopercular** (*sub-o-per'-ku-lar*) [*sub*, under; *operculum*, lid]. Pertaining to a suboperculum.

**Suboperculum** (*sub-o-per'-ku-lum*) [*sub*, under; *operculum*, lid]. A gyrus of the brain between the presylvian and subsylvian fissures; the orbital operculum.

**Suboptic** (*sub-op'-tik*) [*sub*, under; *ὀπτικός*, from *ὅπᾱν*, to see]. Same as *Suborbital*.

**Suboral** (*sub-o'-ral*) [*sub*, under; *os*, *oris*, mouth]. Beneath the mouth.

**Suborbicular**, **Suborbiculate** (*sub-or-bik'-u-lar*, *sub-or-bik'-u-lāt*) [*sub*, under; *orbicularis*, orbicular]. Almost orbicular.

**Suborbital** (*sub-or'-bit-al*) [*sub*, under; *orbita*, orbit]. Beneath the orbit. Synonym of *Infraorbital*.

**Subordination** (*sub-or-din'-a-shun*) [*sub*, under; *ordo*, order]. The condition of being under subjection or control; the condition of organs that depend upon or are controlled by other organs.

**Suboxid** (*sub-oks'-id*) [*sub*, under; *ὀξύς*, acid]. An oxid containing less oxygen than a protoxid.

**Subpallial** (*sub-pal'-e-al*) [*sub*, under; *pallium*, a mantle]. Beneath the pallium.

**Subparalytic** (*sub-par-al-it'-ik*) [*sub*, under; *παράλυσις*, paralysis]. Slightly paralytic.

**Subparietal** (*sub-par-i'-et-al*) [*sub*, under; *paries*, wall]. Situated beneath the parietal bone, convolution, or fissure.

**Subpatellar** (*sub-pat-el'-ar*) [*sub*, under; *patella*, knee-cap]. Situated beneath or below the patella.

**Subpectinate** (*sub-pek'-tin-āt*) [*sub*, under; *pecten*, a comb]. Imperfectly pectinate.

**Subpectoral** (*sub-pek'-tor-al*) [*sub*, under; *pectus*, chest]. Situated beneath the chest.

**Subpeduncular** (*sub-pe-dung'-ku-lar*) [*sub*, under; *pedunculus*, peduncle]. Situated beneath a peduncle.

**Subpedunculate** (*sub-pe-dung'-ku-lāt*) [*sub*, under; *pedunculus*, peduncle]. Slightly pedunculated.

**Subpericardial** (*sub-per-ik-ar'-de-al*) [*sub*, under; *περί*, around; *καρδία*, heart]. Situated beneath the pericardium.

**Subperiosteal** (*sub-per-e-os'-te-al*) [*sub*, under; *περί*, around; *ὀστέον*, bone]. Situated beneath the periosteum. **S. Amputation**, the removal of a limb in which the immediate covering of the cut end of the bone consists of periosteum dissected up in the form of flaps before the section is made.

**Subperitoneal** (*sub-per-it-o-ne'-al*) [*sub*, under; *περιτόναιον*, peritoneum]. Situated beneath the peritoneum.

**Subpetiolar** (*sub-pet'-e-o-lar*) [*sub*, under; *petiolus*, a petiole]. Beneath the petiole.

**Subpetiolate** (*sub-pet'-e-o-lāt*) [*sub*, under; *petiolus*, a petiole]. Having a very short petiole.

**Subpharyngeal** (*sub-fur-in'-je-al*) [*sub*, under; *φάρυγξ*, pharynx]. Beneath the pharynx.

**Subphrenic** (*sub-fren'-ik*). Synonym of *Subdiaphragmatic*.

**Subpial** (*sub-pi'-al*) [*sub*, under; *pia*, pia]. Situated or occurring beneath the pia.

**Subpilose** (*sub-pi'-lōz*) [*sub*, under; *pilus*, hair]. Thinly pilose.

**Subpleural** (*sub-plu'-ral*) [*sub*, under; *πλευρά*, side]. Situated beneath the pleura.

**Subplexal** (*sub-pleks'-al*) [*sub*, under; *plexus*, plexus]. Lying under a plexus of the brain.

**Subpontile** (*sub-pon'-til*) [*sub*, under; *pons*, pons]. Situated or occurring beneath the pons.

**Subpreputial** (*sub-pre-pu'-shal*) [*sub*, under; *præputium*, prepuce]. Beneath the prepuce.

**Subprostatic** (*sub-pros-tat'-ik*) [*sub*, under; *προστάτης*, prostate]. Beneath the prostate gland.

**Subpubescent** (*sub-pu-bes'-ent*) [*sub*, under; *pubes*, downy]. Slightly pubescent.

**Subpubic** (*sub-pu'-bik*) [*sub*, under; *pubes*, pubis]. Situated beneath the pubic arch or symphysis. **S. Ligament.** See *Ligament*.

**Subpulmonary** (*sub-pul'-mo-na-re*) [*sub*, under; *pulmo*, the lung]. Ventrad of the lungs.

**Subpyramidal** (*sub-pir-am'-id-al*) [*sub*, under; *pyramis*, pyramid]. Approximately pyramidal.

**Subradular** (*sub-rad'-u-lar*) [*sub*, under; *radula*, a scraper]. Situated beneath the radula.

**Subramose**, **Subramous** (*sub-ra'-mōz*, *sub-ra'-mus*) [*sub*, under; *ramus*, branch]. Slightly ramose.

**Subreniform** (*sub-ren'-if-orm*) [*sub*, under; *ren*, kidney; *forma*, form]. Shaped somewhat like a kidney.

**Subresin** (*sub-res'-in*) [*sub*, under; *resina*, resin]. That ingredient of a resin which is soluble in boiling alcohol, but is precipitated on cooling.

**Subretinal** (*sub-ret'-in-al*) [*sub*, under; *retina*, retina]. Situated beneath the retina.

**Subsacral** (*sub-sa'-kral*) [*sub*, under; *sacrum*, sacrum]. Situated or occurring ventrad of the sacrum.

**Subsalt** (*sub'-sarult*). Synonym of *Salt, Basic*.

**Subscapular** (*sub-skap'-u-lar*) [*sub*, under; *scapula*, the shoulder-blade]. Under the shoulder-blade. **S. Artery.** See *Arteries, Table of*. **S. Nerve.** See *Nerves, Table of*.

**Subscapularis** (*sub-skap-u-lat'-ris*). See *Muscles, Table of*.

**Subsclerotic** (*sub-skle-rot'-ik*) [*sub*, under; *σκληρός*, hard]. Beneath the sclerotic.

**Subscriptio** (*sub-skrip'-she-o*) [*subscribere*, to write beneath]. That part of a prescription which contains the directions to the pharmacist, indicating how the ingredients are to be mixed and prepared.

**Subserous** (*sub-se'-rus*) [*sub*, under; *serosus*, serous]. Lying beneath a serous membrane.

**Subsessile** (*sub-ses'-il*) [*sub*, under; *sessilis*, sessile]. Not quite sessile.

**Subsidence** (*sub'-sid-ens*, or *sub-sit'-dens*) [*sub*, under; *sedere*, to sit]. The gradual cessation and disappearance of an attack of disease.

**Subsigmoid** (*sub-sig'-moid*) [*sub*, under; *σίγμα*, sigma; *εἶδος*, like]. Under the sigmoid cavity or flexure. **S. Fossa**, a fossa bounded in the median line by the attached mesentery of the sigmoid flexure, and above by the limit of the attachment of the mesentery of the descending colon. It may be seen by lifting the sigmoid flexure of the large intestine, and varies much in size in different individuals.

**Subsistence** (*sub-sis'-tens*) [*sub*, under; *sistere*, to stand]. That which nourishes or gives support. Food.

**Subsoil** (*sub'-soil*) [*sub*, under; ME., *soile*, soil]. The under-soil. **S. Water**, water which has penetrated the soil, and is found immediately above the first impervious stratum.

**Subspinous** (*sub-spi'-nus*) [*sub*, under; *spina*, spine]. 1. Situated beneath or ventrad of the spinal column. 2. Beneath a spine.

**Subspiral** (*sub-spi'-ral*) [*sub*, under; *spira*, a coil]. Somewhat spiral.

**Subsplenial** (*sub-sple'-ne-al*) [*sub*, under; *σπληνιον*, a bandage]. Beneath the splenium.

**Substage** (*sub'-staj*) [*sub*, under; ME., *stage*, a stage]. The arrangement beneath the stage of a microscope for the diaphragms, condenser, illuminator, and other accessories.

**Substance** (*sub'-stans*) [*substantia*, substance]. 1. The material of which anything is composed. 2. A tissue. See *Substantia*. **S., Adamantine**. Synonym of *Enamel*. **S., Alible**, the portion of the chyme which is utilized for nourishing the body. **S., Alimentary**, an article of food. **S., Basis**, the intercellular or ground substance. **S., Cell**, cell-protoplasm. **S., Central Gelatinous**. Synonym of *Substantia gelatinosa*. **S., Contractile**: 1. Living protoplasm which has the property of contracting. 2. The contractile portion of a muscle-fiber. **S., Cortical**, the peripheral portion of an organ, situated just beneath the capsule. **S., Fibrinoplastic**. Synonym of *Paraglobulin*. **S., Gelatinous**. See *Substantia gelatinosa*. **S., Germinal**. See *Germ-plasma*. **S., Ground**, the homogeneous matrix or intercellular substance of a tissue in which the cellular elements and fibers are embedded. **S., Hyaline**. Synonym of *Cytoblastema*. **S., Hyaloid**. Synonym of *Vitreous Humor*. **S., Intercellular**. See *S., Ground*. **S., Interstitial**: 1. The connective tissue of an organ. 2. Achromatin. **S., Intertubular**, the matrix of dentine in which the dentinal canals are placed. **S., Intervertebral**, the intervertebral cartilages. **S., Living**, protoplasm. **S., Medullary**: 1. The part of an organ constituting its central in contradistinction to its peripheral or cortical portion. 2. The tissue forming the medulla, as in bone. **S., Nuclear**: 1. See *Heredity*. 2. Chromatin; mitome. **S., Parietal**, the matrix of cartilage. **S., Proteic**. Synonym of *Proteid*. **S., Reticular**. Synonym of *Formation, Reticular*. **S. of Schwann**, White, the medullary sheath of a nerve-fiber. **S., Supporting**, a supporting tissue, as the neuroglia and connective tissue.

**Substantia** (*sub-stan'-she-ah*) [L.]. Substance. **S. adamantina dentium**, the enamel of the teeth. **S. cinerea**, the gray matter of the nervous system. **S. ferruginea**. Synonym of *Locus cæruleus*. **S. filamentosa dentium**, a name given by Malpighi to the enamel of the teeth. **S. fusca**. See *Locus niger*. **S. gelatinosa rolandi**, a jelly-like substance found in the spinal cord near the tip of the posterior horn. **S. grisea**, the gray matter of the spinal cord. **S. hyalina**, Leydig's term for the inter-reticular portion of protoplasm. **S. intermedia**, the portion of the cerebellar substance situated between the cortical and the central gray matter. **S. medullaris**, the medullary substance of the kidney; also, of a hair. **S. nigra**. See *Intercalatum*. **S. opaca**, Leydig's term for the reticulum of protoplasm. **S. ossea dentium**, a name given by Malpighi to dentine. **S. parenchymatosa**, parenchyma. **S. perforata**. See *Space, Perforated*. **S. primaria**, the medullary portion of the central nervous system. **S. propria**, the true or most important tissue of an organ. **S. reticularis**. Synonym of *Formation, Reticular*. **S. rolandi**. Synonym of *S. gelatinosa rolandi*. **S. rubra (lienis)**,

the splenic pulp. **S. sœmmerringi**. Synonym of *Locus niger*. **S. striata**. Synonym of *Enamel*. **S. vasculosa**, the pulp of the spleen.

**Substantive Coloring-matter**. See *Pigments, Colors, and Dye-stuffs*.

**Substernal** (*sub-ster'-nal*) [*sub*, under; *στέρνον*, breast-bone]. Situated or occurring beneath the sternum. **S. Tenderness**, a tenderness to pressure in the lower portion of the sternum, sometimes thought to be an evidence of constitutional syphilis.

**Substitution** (*sub-stit'-u'-shun*) [*sub*, under; *statuere*, to place]. The replacement of one thing by another. *a.* In chemistry, the replacing of one or more elements or radicles in a compound by other elements or radicles. Substitution is the principal method employed in examining the chemic structure of organic bodies. It is also called *metalepsy*. *b.* In medicine, the action of the unaffected hemisphere of the brain in taking up the function of the diseased opposite hemisphere. In general, the vicarious action of organs. In pharmacy, the supplying of another drug or compound instead of the one ordered or called for.

**Substratum** (*sub-stra'-tum*) [*sub*, under; *stratum*, a layer]. An under layer or stratum.

**Substriate** (*sub-stri'-at*) [*sub*, under; *stria*, stria]. Having imperfect striae.

**Subsulphate** (*sub-sul'-fat*) [*sub*, under; *sulphur*, sulphur]. A basic sulphate. **S. of Iron**. See *Salt, Monsolet's*.

**Subsultus** (*sub-sul'-tus*) [*sub*, under; *saltire*, to leap]. Any jerking or twitching. **S. tendinum**, involuntary twitching of the muscles, especially of the hands and feet, seen in low fevers.

**Subsynovial** (*sub-si-no'-ve-al*) [*sub*, under; *synovia*, synovia]. Situated within a synovial sac.

**Subtegmen** (*sub-teg'-men*) [*subtexere*, to weave under]. Weft. **S. fornicis**, in the fornix, the layer of nerve-fibers situated beneath the superficial longitudinal bundles.

**Subtegumental** (*sub-teg'-u-men'-tal*) [*sub*, under; *tegumentum*, a cover]. Subcutaneous.

**Subtemporal** (*sub-tem'-por-al*) [*sub*, under; *tempus*, temple]. Situated beneath the temporal bone or muscle or below the temple.

**Subtentacular** (*sub-ten-tak'-u-lar*) [*sub*, under; *tentaculum*, a tentacle]. Beneath the tentacles of a crinoid.

**Subterranean, Subterraneous** (*sub-ter-a'-ne-an, sub-ter-a'-ne-us*) [*sub*, under; *terra*, earth]. Situated or growing beneath the surface of the earth.

**Subthalamie** (*sub-thal'-am-ik*) [*sub*, under; *θάλαμος*, thalamus]. Situated beneath the optic thalamus.

**Subthoracic** (*sub-tho-ras'-ik*) [*sub*, under; *θώραξ*, thorax]. Situated below the thorax.

**Subtrochanteric** (*sub-tro-kan-ter'-ik*) [*sub*, under; *τροχαντήρ*, trochanter]. Situated below the trochanter. **S. Amputation**, the removal of a leg by amputation just below the trochanters.

**Subtrochlear** (*sub-trok'-le-ar*) [*sub*, under; *τροχίλια*, pulley]. Beneath the trochlea.

**Subtropical** (*sub-trop'-ik-al*) [*sub*, under; *τροπικός*, of the solstice]. Pertaining to regions almost tropical in climate.

**Sububeres** (*sub-u'-ber-ēs*) [*sub*, under; *ubera*, the breasts]. Children at the breast. Suckling children.

**Subulate** (*sub'-u-lat*) [*subula*, an awl]. In biology, awl-shaped.

**Subuliform** (*sub'-u-lif-orm*). Synonym of *Subulate*.

**Subumbrella** (*sub-um-brel'-ah*) [*sub*, under; *umbra*, shade]. In biology, the concave inner surface of the umbrella in *Medusa*.

**Subungual, Subungial** (*sub-ung'-gwal, sub-ung'-ge-al*) [*sub*, under; *unguis*, nail]. Situated beneath the nail.



**Subvaginal** (*sub-vaj'-in-al*). Synonym of *Infravaginal*.

**Subvertebral** (*sub-ver'-te-bral*) [*sub*, under; *vertebra*, vertebra]. Placed beneath a vertebra.

**Subvirile** (*sub-vir'-il*) [*sub*, under; *virilis*, virile]. Deficient in virility.

**Subvola** (*sub-vo'-lah*) [*sub*, under; *vola*, the palm of the hand]. 1. The space between the second and fifth fingers. 2. See *Hypothenar*.

**Subvolution** (*sub-vo-lu'-shun*) [*sub*, under; *volvere*, to roll]. A method of treatment recommended by Boerne Betmann for pterygium. The pterygium is gathered up by the two branches of a fine forceps serrated at the extremities. A knife is passed beneath it close to the cornea and the triangular membrane is dissected off toward the apex. A suture, with a needle at either extremity, is passed through the apex. Both needles are introduced from above downward, thus leaving a loop of thread on the outer surface. The needles are now passed through the base from below outward, the points of puncture being the ends of parallel lines drawn from the punctures in the apex and just far enough back so that when the flap is turned upon itself beneath the base the roll will correspond with the corneo-scleral margin. The two extremities of the suture are now firmly tied.

**Subzonal** (*sub-zo'-nal*) [*sub*, under; *ζώνη*, zone]. Situated within the zona pellucida.

**Subzygomatic** (*sub-zi-go-mat'-ik*) [*sub*, under; *ζυγωμα*, zygoma]. Situated below the zygoma.

**Succedaneum** (*suk-se-da'-ne-un*) [*succedere*, to take the place of]. A medicine that may be substituted for another. **S.**, **Caput**. See **Caput**.

**Succenturiate** (*suk-sen-tu'-re-at*) [*succenturiare*, to receive as a substitute]. Accessory. **S.** **Placenta**. See **Placenta**.

**Succi** (*suk'-i*) [*L.*]. Genitive and plural of *Succus*, *q. v.*

**Succiferous** (*suk-sif'-er-us*) [*succus*, juice; *ferre*, to bear]. Producing sap.

**Succinic Acid** (*suk-sin-am'-ik*) [*succinum*, amber],  $C_4H_7NO_3$ . A crystalline monobasic acid, of pleasant acid taste.

**Succinamid** (*suk-sin'-am-id*) [*succinum*, amber; *amid*],  $C_4H_8N_2O_2$ . A substance produced by shaking succinic ester with aqueous ammonia. It is a white powder, insoluble in water and in alcohol; it crystallizes from hot water in needles.

**Succinate** (*suk'-sin-at*) [*succinum*, amber]. A salt of succinic acid. **S. of Ammonium**, a salt sometimes prescribed in delirium tremens.

**Succinctum** (*suk-singh'-tum*). Synonym of *Dia-phragm*.

**Succinic Acid** (*suk-sin'-ik*). See **Acid**.

**Succinimid** (*suk-sin'-im-id*) [*succinum*, amber],  $C_4H_5NO_2$ . A crystalline substance produced by gentle ignition of the anhydrid in a current of dry ammonia. It crystallizes from acetone in rhombic octahedra without any water; when anhydrous, it melts at  $126^\circ C.$  and boils at  $288^\circ C.$

**Succinin** (*suk'-sin-in*) [*succinum*, amber],  $C_7H_{10}O_2$ . 1. A dark-brown substance produced when equal parts of succinic acid and glycerin are heated together to about  $230^\circ C.$  2. The insoluble portion of amber.

**Succinone** (*suk'-sin-on*) [*succinum*, amber]. An oily liquid obtained in the dry distillation of calcium succinate. It has a decided empyreumatic odor.

**Succinum** (*suk-si'-num*) [*L.*: *gen.*, *Succini*]. Amber. A fossil resin found in the alluvial deposits of Central Europe. It is thought to be derived from an extinct species of pine. Its properties are due to a volatile oil which may be obtained by destructive distillation. **Succini**, **Ol.**, is an antispasmodic. It has been used

in hysteria, etc. Externally, it is employed as a rubefacient in rheumatic affections and in bronchitis. Dose gtt. v-x.

**Succise** (*suk-siz'*) [*succidere*, to cut off]. In biology, appearing as if cut off at the lower end.

**Succivorous** (*suk-siv'-o-rus*) [*succus*, juice; *vorare*, to devour]. In biology, feeding upon plant-juices.

**Succuba** (*suk'-u-bah*) [*sub*, under; *cumber*, to lie: *pl.*, *Succubæ*]. A female demon formerly believed to consort with men in their sleep. Cf. *Incubus*.

**Succubate** (*suk'-u-bat*) [*succubare*, to lie under]. To have carnal knowledge of a man.

**Succubous** (*suk'-u-bus*) [*succumbere*, to lie under]. In biology, having the basal margin of each leaf overlapping the apex of the preceding leaf, as distinguished from *incubous*.

**Succubus** (*suk'-u-bus*) [*L.*: *pl.*, *Succubi*]. A male demon, once considered to be the counterpart of the succuba.

**Succulent** (*suk'-u-lent*) [*succus*, a juice]. In biology, thickened and juicy.

**Succursal** (*suk-ur'-sal*) [*succursatis*, subsidiary]. Subsidiary. **S.** **Hospital**, or **Asylum**, a branch provincial hospital, usually for mild cases.

**Succus** (*suk'-us*) [*L.*: *gen.* and *pl.* *Succi*]. Juice, as **S. belladonnæ**, **S. conii**, **S. hyoscyami**, **S. limonis**, **S. mori**, **S. scoparii**, **S. taraxaci**, all official in the B. P. **S. alterans**, a proprietary remedy composed of roots and herbs and much exploited in the treatment of syphilis. It consists as follows: fluid extracts of smilax, sarsaparilla, stillingia sylvatica, and kappa minor, each 2 ounces; extract. phyto-lacæ candarræ 2 ounces, and tinct. xanthoxyli carolin. 1 ounce. Of this a dram is taken in water three times daily, gradually increasing the dose to a half-ounce. **S. entericus**, the intestinal juice, secreted by the glands that are found embedded in the intestinal mucosa. It is thin, opalescent, alkaline, and has a specific gravity of 1.011. Its chief function is probably to act as a diluent. It contains an amylolytic and a proteolytic ferment. **S. gastricus**, the gastric juice. **S. spissatus**, any extract prepared by evaporation of the natural juice of a plant.

**Succussion** (*suk-ush'-un*) [*succutere*, to shake]. The shaking of the individual from side to side for the purpose of determining the presence of fluid in a cavity or hollow organ of the body. **S.-sound**, or **Splash**, the peculiar splashing sound heard in hydro-pneumo-thorax or pyo-pneumo-thorax when the patient's chest is slightly shaken. It is due to the combined presence of air and fluid in a closed cavity. It was first described by Hippocrates, and hence is also known as the *Hippocratic Sound*. The sound may also be obtained in the presence of a dilated stomach partly filled with fluid.

**Suck** (*suk*) [*sugere*, to draw in]. To take nourishment, as a babe, at the breast; to draw in with the aid of the mouth.

**Sucker** (*suk'-er*) [*AS.*, *sucan*, also *sugere*, to suck]. In biology, an organ adapted for suction; a sprout, shoot, or haustorium. Cf. *Propagulum*.

**Sucking** (*suk'-ing*) [*sugere*, to suck]. Giving suck; nursing; drawing with the mouth. **S.-bottle**, a nursing-bottle. **S.-stomach**, an old and misleading term for the honey-sac of the hive-bee.

**Suckle** (*suk'-l*) [*sugere*, to suck]. To give suck. To nurse at the breast.

**Sucrose** (*su'-krōz*). See *Saccharum*.

**Suction** (*suk'-shun*) [*suctio*, a sucking]. The act of sucking. **S. of Cataract**, removal, by means of a syringe, of the fragments of lens-substance after discission.

**Suctorial** (*suk'-to'-re-al*) [*sugere*, to suck]. Suitable for sucking.

**Sudamen, Sudamina** (*su-da't-men, su-dam't-in-ah*). See *Miliaria*. **S. crystallina**. See *Miliaria crystallina*.

**Sudaminal** (*su-dam't-in-al*) [*sudare*, to sweat]. Of the nature of sudamina.

**Sudation** (*su-da't-shun*) [*sudare*, to sweat]. The act of sweating.

**Sudatoria** (*su-dat-o'-re-ah*). See *Hyperidrosis* and *Miliaria*.

**Sudatorium** (*su-dat-o'-re-um*) [*sudor*, sweat]. A room or apartment for the administration of a sweat-bath.

**Sudolorrhæa** (*su-do-lor-e'-ah*) [*sudare*, to sweat; *oleum*, oil; *poia*, a flow]. Synonym of *Eczema seborrhæicum*.

**Sudor** (*su'-dor*) [L.]. Sweat. **S. anglicus**. See *Miliaria*. **S. cruentus**. Synonym of *Hematidrosis*. **S. nocturnus**, night-sweat. **S. sabulosus**. Synonym of *Uridrosis crystallina*. **S. sanguinosus**. See *Hematidrosis*. **S. urinosus**. See *Uridrosis*.

**Sudoral** (*su'-dor-al*) [*sudor*, sweat]. Pertaining to sweat, or to active diaphoresis. **S. Typhoid Fever**, a form of typhoid fever characterized by chills, fever, and sweats, and which may be mistaken for intermittent fever.

**Sudoriferous** (*su-dor-if'-er-us*) [*sudor*, sweat; *ferre*, to bear]. Sweat-bearing; sweat-producing. **S. Glands**. See *Sweat-glands*.

**Sudorific** (*su-dor-if'-ik*) [*sudor*, sweat; *facere*, to make]. 1. Production of copious sweating. 2. A medicine or agent inducing profuse sweating.

**Sudoriparous** (*su-dor-ip'-ar-us*) [*sudor*, sweat; *parere*, to beget]. Producing or secreting sweat. **S. Glands**. See *Sweat-glands*.

**Sudorous** (*su'-dor-us*) [*sudorus*, sweaty]. Sweaty; of the nature of sweat. [Rare.]

**Suet** (*su'-et*). See *Tallow* and *Tallow-oil*; also *Serum*.

**Suffocation** (*suf-o-ka'-shun*) [*suffocare*, to choke]. Interference with the entrance of air into the lungs by means other than by external pressure on the trachea; asphyxia.

**Suffocative** (*suf'-o-ka-tiv*) [*suffocare*, to suffocate]. Tending to choke or suffocate. **S. Catarrh**, Laënnec's term for capillary bronchitis.

**Suffraginis** (*suf'-raj'-in-is*) [*suffrago*, hock]. The large pastern-bone, a very compact bone in the foot of a horse, set in an oblique direction downward and forward, and extending from the cannon-bone to the coronet.

**Suffraginous** (*suf'-raj'-in-us*) [*suffrago*, hock]. Pertaining to the suffrago of the horse.

**Suffrago** (*suf'-ra'-gō*) [L.: *gen.*, *Suffraginis*: *pl.*, *Suffragines*]. The hock of a horse's hind leg, whose convexity is backward. It corresponds to the human heel.

**Suffrutescent** (*suf'-ru-tes'-ent*) [*sub*, under; *frutex*, a shrub]. In biology, applied to a stem which is slightly shrubby at the base only.

**Suffrutex** (*suf'-ru-tek-s*) [*sub*, under; *frutex*, a shrub]. In biology, an under-shrub.

**Suffruticose** (*suf'-fru'-tik-ōz*) [*sub*, under; *frutex*, a shrub]. Applied to an under-shrub, or low shrub. Same as *Suffrutescent*.

**Suffumigation** (*suf-u-mig-a'-shun*) [*suffumigatio*]. A fumigation; also, a disinfectant used in fumigation.

**Suffumigium** (*suf-u-mij'-e-um*) [L.: *pl.*, *Suffumigia*]. A medicinal smoke, vapor, or fumigation.

**Suffusio** (*suf'-u'-ze-o*) [L.]. Suffusion. **S. dimidians** [L., "a halving suffusion"]. Hemispheres with hemianopsia.

**Suffusion** (*suf'-u'-zhun*) [*sub*, under; *fundere*, to pour]. 1. A spreading or flow of any fluid of the body into surrounding tissue; an extensive superficial

extravasation of blood. 2. The pouring of water upon a patient as a remedial measure.

**Sugar** (*shoo'-ar*) [ME., *suger*, sugar]. The general name of a class of compounds belonging to the group of carbohydrates. See *Saccharum*. Chemically, sugars are divided as follows: *Cane-sugar*,  $C_{12}H_{22}O_{11}$ , the ordinary sugar of commerce and pharmacy; *glucose* (grape-sugar or starch-sugar),  $C_6H_{12}O_6$ ; *lactose*, sugar of milk; and *inosite*, a variety found in certain muscular tissues and in the juice of asparagus. Closely allied to sugar are *starch*, *cellulose*, *glycogen*, and *dextrin*, *q. v.* See *Carbohydrate*. The following table from Sadtler's "Industrial Organic Chemistry" contains the composition of a variety of raw cane-sugars and beet-sugars:—

DESCRIPTION OF SUGAR.	SUCROSE.	GLUCOSE.	ORGANIC NON-SUGAR.	ASH.	WATER.	AUTHORITY.
Cane, Cuba } (centrif., . . }	91.90	2.98	2.70	0.72	1.70	{ Wigner and Harland.
Cane, Cuba } (muscovado), }	92.35	3.38	0.66	0.77	2.84	Wallace.
Cane, Jamaica, .	90.40	3.47	1.55	0.36	4.22	{ Wigner and Harland.
Cane, Trinidad,	88.00	5.14	1.67	0.96	4.23	{ Wigner and Harland.
Cane, Porto Rico,	87.50	4.84	2.60	0.81	4.25	{ Wigner and Harland.
Cane, St. Vincent,	92.50	3.61	2.45	0.63	0.81	{ Wigner and Harland.
Cane, Demarara,	90.80	4.11	0.77	1.12	3.20	Wallace.
Cane, Benares, .	94.50	2.63	0.39	1.50	0.98	{ Wigner and Harland.
Cane, Unclayed } Manila, . . . }	82.00	6.79	3.24	2.00	5.97	{ Wigner and Harland.
Cane, Concrete, .	84.20	8.45	1.70	1.10	4.55	Wallace.
Cane, Melada, .	67.00	11.36	1.93	0.91	18.80	Wallace.
Cane, Bastards, .	68.30	15.00	1.20	1.50	14.00	Wallace.
Palm, East Indian, . . . }	86.00	2.19	2.89	2.88	6.04	{ Wigner and Harland.
Beet, first product, . . . }	94.17	. . .	2.14	1.48	2.21	Bodenbender.
Beet, second product, . . }	91.68	. . .	2.49	2.92	2.91	Bodenbender.

**S., Beet**, saccharose obtained from the species of *Beta*, especially the common beet, *Beta vulgaris*. It is now employed extensively as a substitute for cane-sugar. **S., Brown**, an impure cane-sugar. **S.-cane**, *Saccharum officinarum* and other species, a source of saccharose. See *Sugar*. **S., Cellulose**, sugar derived from cellulose; it has the same formula and properties as glucose. **S., Chestnut**, glucose. **S.-coated**, coated with sugar, as some pills. **S., Diabetic**, glucose. **S., Fruit**, levulose. **S., Grape**, glucose in the solid state. **S., Gum**, arabinose. **S., Honey**, glucose. **S.-house Eczema**, an eczema sometimes observed in laborers employed in sugar-refineries. **S., Invert**. See *Invert*. **S., Liver**, another name for glucose which is derived from the liver; glycogen. **S., Manna**. Synonym of *Mannite*. **S., Maple**, saccharose obtained from the sugar-maple. See *Acer*. **S. of Milk**. See *Lactose*. **S.-mite**, an acarid of the genus *Glyciphagus* that



infests certain unrefined commercial sugar, and is said to be a cause of grocers' itch. **S., Muscle**, inosite. **S., Refined**, purified cane-sugar. **S., Starch**, glucose. **S.-teat**, a nipple-shaped linen rag containing a lump of sugar. It is given to an infant to quiet it. **S., Uncrystallizable**, levulose. **S.-vinegar**. See *Vinegar*. **S., White**. Synonym of *S., Refined*.

**Suggestible** (*sug-jes'-tib-l*) [*suggerere*, to convey, to excite]. Amenable to suggestion; said of hypnotized persons.

**Suggestion** (*sug-jes'-chun*) [*suggerere*, to lay under]. 1. The artificial production of a certain psychic state in which the individual experiences such sensations as are suggested to him or ceases to experience those which he is instructed not to feel. 2. The thing suggested. **S., Hypnotic**. See *Hypnotism*. **S., Post-hypnotic**, the command to do certain acts given the subject while in the somnambulant stage, and which are executed by him after his return to his normal condition. **S.-therapy**, treatment of disordered states by means of suggestion.

**Sugillation, Sugillation** (*sui-il-a'-shun*) [*sugillare*, to beat black and blue]. An ecchymosis or bruise. A diffuse accumulation of blood in the interstices of the tissues.

**Suicidal** (*su'-is-i-dal*) [*sui*, of himself; *cadere*, to kill]. Self-destroying; having a tendency to suicide.

**Suicide** (*su'-is-id*) [*sui*, of himself; *cadere*, to kill]. 1. The intentional taking of one's own life; self-murder. 2. One who takes his own life.

**Suilla** (*swil'-ah*). Synonym of *Scrofula*.

**Suint** (*swint*) [Fr.]. A soapy substance rich in potash and cholesterol, derivable from sheeps' wool. Lanolin, agnin, and potash-salts are obtained from it.

**Sukha Pakla** (*su'-kah pak'-lah*). Synonym of *Ainhum*.

**Sulcate** (*sul'-kat*) [*sulcus*, a furrow]. In biology, having straight, longitudinal furrows, grooves, or channels; fluted.

**Sulcated** (*sul'-ka-ted*) [*sulcus*, a furrow]. Grooved or furrowed.

**Sulcation** (*sul'-ka-shūn*) [*sulcus*, furrow]. A furrow or set of furrows or sulci; the state or quality of being furrowed.

**Sulcature** (*sul'-kat-ūr*). See *Sulcation*.

**Sulciform** (*sul'-sif-orm*) [*sulcus*, a furrow; *forma*, form]. Like a groove or sulcus.

**Sulciorales** (*sul'-se-o-ra'-lēz*) [*sulcus*, a furrow; *os*, the mouth]. The oral grooves of the *Medusa*. **S. palatini**, the palatine grooves of *Hydroptypes*.

**Sulcus** (*sul'-kus*) [L.: *pl.*, *Sulci*]. A furrow or groove; applied especially to the fissures of the brain. For sub-headings see *Fissures*. **S., Choroid**. See *Schwalbe*, *Fissure of*. **S., Harrison's**. See *Harrison*. **S., Intraparietal**, the sulcus dividing the superior from the inferior parietal lobule. **S., Precentral**, a fissure situated in front of the fissure of Rolando and running nearly parallel with it. **S. spiralis**, the grooved extremity of the lamina spiralis of the cochlea. **S., Vertical**. Same as *S., Precentral*.

**Sulfate** (*sul'-fāt*). See *Sulphate*.

**Sulfonal** (*sul'-fo-nal*). See *Sulphonal*.

**Sulfur** (*sul'-fer*) [L.]. See *Sulphur*.

**Sulph-** (*sul'-*). See *Sulpho-*.

**Sulph-aldehyd** (*sul'-al'-de-hīd*) [*sulphur*, sulphur; *aldehya*]. A substance produced by the action of hydrogen sulphid on ethylic aldehyd. It occurs in the form of an oleaginous liquid of a repulsive odor, solidifying at a temperature slightly below the freezing-point. It is a hypnotic, and is said to produce tranquil sleep without any phenomena of excitation.

**Sulphamid** (*sul'-fam-id*) [*sulphur*, sulphur; *amid*].

One of several compounds formed by the action of sulphuryl chlorid upon the free secondary amins.

**Sulphaminol** (*sul'-fam'-in-ōl*) [*sulphur*, sulphur; *amin*],  $C_{12}H_{10}S_2NO$ . Thioxydiphenylamin. An antiseptic substance obtained by the action of sulphur on the salts of methoxydiphenylamin. It is used by insufflation in diseases of the antrum and frontal sinuses. It has been used with success by insufflation in the treatment of laryngeal tuberculosis. Dose in cystitis gr. ij-v.

**Sulphanilic Acid** (*sul'-fan-il'-ik*) [*sulphur*, sulphur]. See *Acid*. This is used in Ehrlich's diazo-reaction. See *Tests*, *Table of*.

**Sulpharsin** (*sul'-far'-sin*) [*sulphur*, sulphur; *arsenicum*, arsenic]. Cacodyl sulphid, a colorless, inflammable liquid, with an intensely disagreeable odor.

**Sulphate** (*sul'-fāt*) [*sulphur*, sulphur]. A salt of sulphuric acid. Sulphuric acid being dibasic, there are acid and basic salts. **Ss., Test for, in Urine**; acidify with hydrochloric acid; then add a solution of barium chlorid, and if soluble sulphates be present, a white, crystalline precipitate falls. Compare with that from healthy urine as to abnormality of amount. See *Tests*, *Table of*.

**Sulphatid** (*sul'-fat-id*) [*sulphur*, sulphur]. Any organic compound, of the type of a phosphatid, in which all, or a part, of the phosphorus is replaced by sulphur.

**Sulphichthyolic Acid** (*sulf-ik-the-ōl'-ik*). See *Acid*.

**Sulphid** (*sul'-fid*) [*sulphidum*]. A direct compound of sulphur with an element or radicle. It may be considered a salt of hydrogen sulphid. The alkaline sulphids are soluble in water, the others are generally insoluble. **S., Hydrogen**,  $H_2S$ , unof., a gas having the odor of rotten eggs; highly poisonous. It is used as a precipitant for certain metals in solution; it has also been used in the treatment of tuberculosis. **Sulphidum, Calcii**,  $CaS$ , unof., the "hepar sulphuris" of homeopathy, used mainly in the preparation of other compounds. Locally, a specific for itch. **Sulphurata, Calx**,  $CaS + CaSO_4$ , sulphurated lime, a variable mixture containing about 36 per cent. of calcium sulphid and sulphate. It is used in furunculosis. Dose gr.  $\frac{1}{10}$ – $\frac{1}{2}$ . **S., Potassa**, prepared by heating 2 parts of potassium carbonate with 1 of sulphur. Narcotic and irritant. Dose gr. ij–x. **Sulphuris iodidum**,  $I_2S_2$ , used in ointment, gr. xxx to  $\frac{3}{4}$ .

**Sulphins** (*sul'-finz*) [*sulphur*, sulphur]. One of several crystalline compounds resulting from the combination of the thio-ethers with the iodids, bromids, and chlorids of the alcohol radicles at ordinary temperatures, but more rapidly on the application of heat.

**Sulphite** (*sul'-fit*) [*sulphis*]. Any salt of sulphurous acid. Being a dibasic acid, there are acid and basic sulphites.

**Sulpho-** (*sul'-fo*) [*sulphur*, sulphur]. A prefix denoting chemic combination with sulphur, or a sulphur radicle.

**Sulphocarbamid** (*sul'-fo-kar'-bam-id*). See *Thio-urea*.

**Sulphocarbonate** (*sul'-fo-kar'-bo-lāt*) [*sulphur*, sulphur; *carbolic*]. A salt of sulphocarbolic acid. **Sulphocarbonate of Zinc** is antiseptic and disinfectant. It is used as an intestinal antiseptic; sometimes also in small doses for fœtor of the breath.

**Sulphocarbolic Acid** (*sul'-fo-kar-bol'-ik*). See *Aseptol*.

**Sulpholeic Acid, Sulpholinic Acid** (*sul'-fo-le'-ik*, *sul'-fo-lin'-ik*) [*sulphur*, sulphur; *oleic*]. A yellowish, neutral liquid prepared by treating vegetable oils with sulphuric acid. It is recommended as a good solvent and has been used externally instead of vaselin and glycerin.

**Sulpholein** (*sul'-fo'-le-in*). See *Sulphuricineolic Acid*.

**Sulphonol** (*sul'-fo-nal*) [*sulphur*, sulphur],  $C_7H_{16}S_2O_4$ . Acetone-diethylsulphone. It is soluble in 100 parts of water at  $16^\circ C.$ , in 20 parts at  $100^\circ C.$ , and readily soluble in alcohol; it crystallizes in colorless leaflets or plates that melt at  $126^\circ C.$ , and is odorless and tasteless; in doses of from 8 to 45 grains it is used as an hypnotic. Unof.

**Sulphone** (*sul'-fōn*) [*sulphur*, sulphur]. One of the products of the union of two oxygen atoms with an alkyl sulphid.

**Sulphuricinoleic Acid** (*sul'-fo-ri-sin-o-le'-ik*). See *Acid*.

**Sulpho-salt** (*sul'-fo-sawlt*) [*sulphur*, sulphur; ME., salt, salt]. A salt in which sulphur takes the place of oxygen in the acid radicle.

**Sulphoxid** (*sul'-foks'-id*) [*sulphur*, sulphur; *ὀξύς*, acid]. One of the products of the union of one oxygen atom with an alkyl sulphid.

**Sulphur** (*sul'-fer*) [L.: *gen.*, *Sulphuris*]. Brimstone.  $S = 32$ ; quantivalence II, IV, VI. A non-metallic element distinguished by its yellow color and crystalline properties. It is one of the acid elements, and unites with oxygen to form the most powerful acid radicles. It is laxative and diaphoretic, and, long administered, causes emaciation and anæmia. See *Éléments*, *Table of S.*, *Confectio* (B.P.). Dose gr. x- $\overline{3}$ ij. **S. Dioxid**,  $SO_2$ , a colorless gas, of irritating odor, formed by the combustion of sulphur, and in the presence of moisture acting as a powerful bleaching and disinfecting agent. **S.**, **Flowers of**, sublimed sulphur obtained in the form of light-yellow, powdery flakes. **S. Iodidum**,  $I_2S_2$ , used as an ointment, gr. xxx- $\overline{3}$ j. **S. Iodid**, Ung. (B.P.), contains melted and hard paraffin and iodid of sulphur. **S.**, **Liver of**, potassa sulphurata, a mixture of potassium trisulphid and potassium trisulphate. **S. lotum**, washed sulphur, prepared by digesting sublimed sulphur with water of ammonia, and afterward washing. **S. præcipitatum**, lac sulphur, "milk of sulphur;" a white, amorphous powder, devoid of taste and odor, prepared by decomposing calcium sulphid with hydrochloric acid. Dose gr. x- $\overline{3}$ j. **S. rotundum**, roll sulphur, sublimed sulphur cast into rolls. **S. sublimatum**, sublimed sulphur. Dose gr. x-lx. **S.**, **Trochisci** (B.P.), each contains grs. v of sulphur. Dose I to 6. **S.**, **Ung.**, sublimed sulphur 30, benzoinated lard 70 parts. **S.**, **Ung.**, Alkalinum, washed sulphur 20, potassium carbonate 10, water 5, benzoinated lard 65 parts.

**Sulphurain** (*sul'-fu-ran*). See *Glairin*.

**Sulphurate** (*sul'-fu-rāt*) [*sulphur*, sulphur]. To impregnate with sulphur.

**Sulphurated** (*sul'-fu-ra-ted*) [*sulphur*, sulphur]. A term applied to substances which contain or are combined with sulphur.

**Sulphuration** (*sul'-fu-ra'-shun*) [*sulphur*, sulphur]. The act of dressing, anointing, or impregnating with sulphur.

**Sulphur-bath**. See *Bath*.

**Sulphurete** (*sul'-fu-rik*) [*sulphur*, sulphur]. A sulphid.

**Sulphureted** (*sul'-fu-ret-ed*) [*sulphur*, sulphur]. Having sulphur in combination. **S. Hydrogen**. See *Acid*, *Hydrosulphuric*.

**Sulphuretum** (*sul'-fu-re'-tum*) [*sulphur*, sulphur; *gen.*, *Sulphureti*]. A sulphid.

**Sulphuric** (*sul'-fu-rik*) [*sulphur*, sulphur]. In chemistry, a technical name given to the anhydrid and derived acid of sulphur trioxid,  $SO_3$ . See *Acid*, *Sulphuric*. **S. Acid** (*Nordhausen*), sulphuric acid containing more or less sulphur trioxid ( $SO_3$ ). It has a specific gravity of 1.860 to 1.9, and is obtained by the distillation of dried ferrous sulphate.

**Sulphuring** (*sul'-fer-ing*) [*sulphur*, sulphur]. Bleaching (*e. g.*, dried fruit) with sulphurous acid.

**Sulphurous** (*sul'-fu'-rus*, or *sul'-fu-rus*) [*sulphur*, sulphur]. Of the nature of sulphur. In chemistry, a technical name applied to the acids and anhydrid derived from sulphur dioxid,  $SO_2$ . See *Acid*, *Sulphurous*. **S.-acid Bath**. See *Bath*.

**Sulphydrate** (*sul'-hi'-drāt*) [*sulphur*, sulphur; *ἰδωρ*, water]. One of the so-called salts of sulphydric acid. A compound of a metal with the univalent radicle, SH.

**Sulphydric** (*sul'-hi'-drik*). See *Acid*, *Hydrosulphuric*. **S. Acid**. Same as *Sulphureted*.

**Sumac**, **Sumach** (*su'-mak*) [Ar., *summoq*, sumac]. The powdered leaves, peduncles, and young branches of *Rhus coriaria*, *R. cotinus*, and other species of *Rhus*, used in the manufacture of leather. Sumac contains from 16 to 24 per cent. of a tannin that seems to be identical with gallotannic acid. See *Rhus*.

**Sumbul** (*sum'-bul*) [Hind., *sumbul*, spikenard]. Musk-root; the root of *Ferula sumbul*, which is distinguished by a musk-like odor and a bitter, balsamic taste. It contains angelic and valerianic acids, and is an excellent nerve-tonic, much used in Russia. It is useful as a substitute for musk in nervous affections, typhoid fever, etc. Dose gr. xxx- $\overline{3}$ j. **S.**, **Tinctura**, 10 per cent. Dose  $\overline{3}$ j-iv. **S.**, **Tinctura** (B.P.). Dose m $\overline{x}$ -xxx.

**Summation** (*sum-a'-shun*) [*summatio*]. The accumulation of effects, especially of those of muscular, sensory, or mental stimuli. **S. of Stimuli**, if a stimulus in itself insufficient to cause contraction of a muscle be repeatedly applied in proper tempo and strength, contraction will finally be produced. Similar summation occurs in nervous tissue, and the cardiac contractions exhibit a rhythm of increased force, called **Staircase** or **Treppe Rhythm**.

**Summational** (*sum-a'-shun-al*) [*summatio*, a summing up]. Produced by summation. **S. Tones**, supposed production of new tones by the summation or addition of the number of vibrations of existing tones.

**Summer** (*sum'-er*) [ME., *somer*, summer]. The season of greatest heat. Also, applied to things connected with that season. **S. Catarrh**. See *Hay-fever*. **S. Complaint**. See *Cholera infantum*. **S. Granulations**. See *Trachoma*. **S. Prurigo**. See *Prurigo æstivalis*. **S. Rash**, same as *Lichen tropicus*. **S. Savory**, the leaves of *Satureia hortensis*, stimulant, carminative, and emmenagogue. Dose of the fld. ext.  $\overline{3}$ j-iv. Unof.

**Sun** [ME., *sunne*, sun]. The central body of the solar system. **S.-bath**. See *Bath*. **S.-burn**, superficial inflammation of the skin caused by exposure to the sun. Also, the bronzing of the skin from long exposure to the sun or heat. **S.-dew**. See *Drosera*. **S.-fever**. 1. A name loosely applied to severe forms of various fevers of the tropical regions, as dengue. 2. A synonym for *Simple Continued Fever*. 3. See *Insolation*. **S.-flower**, the seeds of the common sunflower, *Helianthus annuus*. They contain a fixed oil and other extractive matters. The oil is not inferior in taste to olive-oil. The plant is expectorant and diuretic. Dose of the decoction *ad lib.*: of the fld. ext.  $\overline{3}$ j-ij. Unof. **S.-flower Retina** (or *Macula*), **S.-flower Appearance**, a rare condition of the macular region in which there is some likeness to the appearance of the petals of the sunflower. **S.-flower, Wild**. See *Grindelia*. **S.-gold**. See *Pigments*, *Conspectus of*. **S.-pain**, a form of brow-ague appearing in the morning and disappearing at night, and aggravated by sunlight. **S.-star**. See *Solaster*. **S.-stricken**. Same as *S.-struck*. **S.-stroke**, a popular term for inso-



lation or heat-stroke. See *Heat-stroke*. **S.-stroke**, **Electric**, an illogical term for the symptoms, somewhat similar to those of heat-stroke, produced by too close and unprotected proximity to the intense light emitted in welding metals by electricity. **S.-struck**, overcome by the heat of the sun. **S.-yellow**. See *Matize*.

**Sunn Hemp**. See *Hemp*.

**Super-** (*su'-per-*) [*L.*, above or upon]. A prefix denoting above, upon, dorsal, upper, or excessive in degree.

**Superabduction** (*su-per-ab-duk'-shun*) [*super*, over; *abduction*]. Excessive abduction.

**Superacidity** (*su-per-as-id'-it-e*). See *Hyperacidity*.

**Superacromial** (*su-per-ak-ro'-me-al*) [*super*, above; *acromium*]. Situated or occurring above or upon the acromion.

**Superacute** (*su'-per-ak-ūt*) [*super*, over; *acutus*, pointed]. Extremely acute.

**Superalbuminosis** (*su-per-al-bu-min-o'-sis*) [*super*, over; *albumen*, albumin]. The over-production of albumin.

**Superalimentation** (*su-per-al-im-en-ta'-shun*) [*super*, over; *alimentation*]. Excessive nourishment.

**Superambulacral** (*su-per-am-bu-la'-kral*) [*super*, above; *ambulacrum*]. Above the ambulacra.

**Supranal** (*su-per-a'-nal*). Same as *Supra-anal*.

**Superbus** (*su-per'-bus*) [*L.*, superb]. A term applied to the rectus oculi superioris muscle, and sometimes to the levator menti, because their action gives to the face a proud and haughty expression.

**Supercallosal** (*su-per-kal-o'-sal*) [*super*, over; *callosum*]. Situated above or occurring above the callosum.

**Supercalorinosis** (*su-per-kal-o-rin-e'-sis*) [*super*, over; *calor*, heat: *pl.*, *Supercalorinosis*]. Any disease caused by increase of the animal heat.

**Superciliary** (*su-per-sil'-e-a-re*) [*super*, above; *cilium*, eyelash]. Pertaining to the eyebrow. **S. Ridges**, the projecting apophyses at the anterior surface of the frontal bone.

**Supercilium** (*su-per-sil'-e-um*) [*L.*]. The eyebrow.

**Superconception** (*su-per-kon-sep'-shun*). Same as *Superfetation*.

**Superdentate** (*su-per-den'-tāt*) [*super*, over; *dens*, tooth]. Having teeth only in the upper jaw.

**Superdistention** (*su-per-dis-ten'-shun*) [*super*, above; *distendere*, to distend]. Excessive distention.

**Superextension** (*su-per-eks-ten'-shun*) [*super*, above; *extendere*, to extend]. Excessive extension.

**Superfecundation** (*su-per-fe-kun-da'-shun*) [*super*, over; *fecundus*, fertile]. The fertilization of more than one ovum of the same ovulation resulting from separate acts of coitus.

**Superfecundity** (*su-per-fe-kun'-dit-e*) [*super*, over; *fecundus*, fertile]. Superabundant fecundity.

**Superfetate** (*su-per-fe'-tāt*) [*superfetare*, to conceive anew when already pregnant]. To conceive after a prior conception.

**Superfetation** (*su-per-fe-ta'-shun*) [*superfetatio*; *super*, *factus*]. A supposed fertilization of an ovum when there is another from a previous ovulation in utero-gestation. This is now considered impossible.

**Superfibrination** (*su-per-fib-rin-a'-shun*) [*super*, over; *fibrin*, fibrin]. Excessive formation of fibrin in the blood.

**Superficial** (*su-per-fish'-al*) [*superficialis*; *super*, over; *facies*, face]. Confined to the surface. Not extending below the surface; shallow. **S. Reflexes**. See *Reflexes*, *Table of*.

**Superficies** (*su'-per-fish-ēz*) [*L.*]. The surface or outside.

**Superfissure** (*su'-per-fish-er*) [*super*, over; *fissura*,

fissure]. The lines of overlapping of a supergyre. Also, the lines of junction of two supergyres meeting from opposite directions.

**Superflexion** (*su-per-flek'-shun*) [*super*, over; *flexio*, a flexion]. Excessive flexion.

**Superfoliation** (*su-per-fō-le-a'-shun*) [*super*, over; *folium*, leaf]. In biology, excess of leaves.

**Superfrontal** (*su-per-frun'-tal*) [*super*, over; *frons*, forehead]. Superior or upper, as a fissure of the frontal lobe of the brain.

**Superfunctional** (*su-per-funk'-tiv*) [*super*, over; *functio*, function]. Excessive functional activity.

**Supergenua** (*su-per-jen'-u-al*) [*super*, above; *genu*, knee]. Situated above the knee.

**Supergyre** (*su'-per-jir*). See *Subgyre*.

**Superimposed** (*su-per-im-pōz-d*) [*super*, over; *imposed*]. Placed one upon another.

**Superimpregnation** (*su-per-im-preg-na'-shun*) [*super*, over; *impregnation*]. The development of more than one ovule at one time, as in plural pregnancy.

**Superinduce** (*su-per-in-dūs'*) [*superinducere*, to bring upon]. To bring on as a complication of a condition already existing.

**Superinduced** (*su-per-in-dūst'*) [*super*, upon; *inducere*, to bring in]. Superimposed. **S. Segmentation**. See *Homoplasia*.

**Superinvolution** (*su-per-in-vo-lu'-shun*) [*super*, over; *involutere*, to involute]. Hyperinvolution; excessive rolling up.

**Superior** (*su-pe'-re-or*) [*comparative of superus*, high]. Higher; noting the upper of two organs or parts occupying a relatively high position. In biology, applied to an ovary that is not at all adherent to the calyx. Also applied to a calyx whose tube closely adheres to the ovary, so that its limb, or spreading portion, appears to spring from the top of the latter. **S. Bulbar Palsy**, ophthalmoplegia externa. **S. Vermiform Process**, the upper part of the median lobe of the cerebellum. It is divided into three lobes, the *lobulus centralis*, *monticulus cerebelli*, and *commissura simplex*.

**Superlactation** (*su-per-lak-ta'-shun*) [*super*, over; *lac*, milk]. Excess of the secretion of milk.

**Superligula** (*su-per-lig'-u-lah*). See *Epiglottis*.

**Supermedial** (*su-per-me'-de-al*) [*super*, over; *medius*, middle]. Lying above the middle.

**Supernasolabialis** (*su-per-na-zo-la-be-a'-lis*) [*super*, over; *nasus*, nose; *labium*, lip]. A muscle found in many of the lower animals, the analogue of the levator labii superioris æque nasi of man.

**Supernatant** (*su-per-na-tant*) [*super*, over; *natans*, swimming]. Floating upon the surface of a liquid.

**Supernidation** (*su-per-nid-a'-shun*) [*super*, over; *nidus*, nest]. Excessive proliferation of the menstrual decidua, resulting sometimes in membranous dysmenorrhea.

**Supernumerary** (*su-per-nu'-mer-a-re*) [*super*, over; *numerus*, a number]. More than the usual or normal number.

**Supernutrition** (*su-per-nu-trish'-un*) [*super*, over; *nutrire*, to nourish]. Excessive nourishment. See *Hypertrophy*.

**Superoccipital** (*su-per-ok-sip'-it-al*) [*super*, over; *occiput*, occiput]. Situated at or near the upper part of the occiput.

**Superoxidized** (*su-per-oks'-id-īzd*) [*super*, over; *ὀξύς*, acid]. Having an excess of oxygen above the usual amount which satisfies the combining capacities of the other elements of a body.

**Superparasite** (*su-per-par'-as-it*) [*super*, over; *para-site*]. In biology, a parasite of parasites.

**Superparasitic** (*su-per-par-as-it'-ik*) [*super*, over; *parasite*]. Pertaining to superparasitism.

**Superparasitism** (*su-per-par'-as-i-tizm*) [*super*, over; *parasite*]. The infestation of parasites by other parasites.

**Superposed** (*su-per-pôz-d'*) [*super*, over; *ponere*, to place]. Stationed above anything.

**Supercupation** (*su-per-pur-ga'-shun*) [*super*, over; *purgation*]. Over-purgation. A term applied in farriery to a diarrhea or flux from the bowels that, at times, is induced by and follows the action of a physic. It is accompanied by much irritation or even inflammation of the bowels, and is always serious.

**Supersacral** (*su-per-sa'-kral*) [*super*, over; *sacrum*, sacrum]. Situated over the sacrum.

**Supersalt** (*su'-per-savlt*) [*super*, over; *ME.*, salt, salt]. In chemistry, any salt containing an excess of acid. An acid, as distinguished from a basic salt.

**Supersaturate** (*su-per-sat'-u-rât*) [*super*, over; *saturare*, to saturate]. To saturate to excess.

**Supersaturated** (*su-per-sat'-u-ra-ted*) [*super*, over; *saturare*, to saturate]. A condition in which there is more of a substance dissolved in a liquid than would suffice to saturate it under ordinary conditions.

**Supersaturation** (*su-per-sat-u-ra'-shun*) [*super*, over; *saturare*, to saturate]. The operation of saturating to excess.

**Superscapular** (*su-per-skap'-u-lar*). Same as *Suprascapular*.

**Supersecretion** (*su-per-se-kre'-shun*) [*super*, over; *secretere*, to secrete]. Excessive secretion.

**Supersphenoid** (*su-per-sfen'-oid*) [*super*, over; *sphenoid*]. Situated cephalad or dorsad of the sphenoid bone.

**Supersquamosal** (*su-per-skwa-mo'-zal*) [*super*, over; *squama*, scale]. A bone of the skull of ichthyosaurus, behind the postfrontal and postorbital.

**Supertemporal** (*su-per-tem'-po-ral*) [*super*, over; *temporal*]. Situated high up in the temporal region.

**Supervelocity** (*su-per-ve-nos'-it-e*) [*super*, over; *venosus*, venous]. The condition in which the blood has become venous to a high degree.

**Supervention** (*su-per-ven'-shun*) [*super*, over; *venire*, to come]. That which is added; an extraneous, or unexpected condition added to another, as the supervention of septicemia, or other complication in disease.

**Supervolute** (*su'-per-vo-lüt*) [*super*, above; *volvere*, to roll]. In biology, that form of estivation in which the gamophyllous calyx or corolla is both plicate and twisted, as in the corollas of stramonium and morning-glory.

**Supination** (*su-pin-a'-shun*) [*supinatio*; *supinus*, on the back]. The attitude of one lying upon the back; the act of turning or lying upon the back; the turning of the palm of the hand upward. In medicine, the condition of being supine.

**Supinator** (*su'-pin-a-tor*). See *Muscles*, Table of.

**Supine** (*su'-pin*) [*supinus*, back]. Lying on the back face upward, or palm upward.

**Suppage** (*sup'-aj*) [*sup*, age]. A food that may be supplied.

**Suppedaneous** (*sup-ed-a'-ne-us*) [*suppedaneus*; *sub*, under; *pes*, foot]. Pertaining to the sole of the foot.

**Supple** (*sup'-l*) [*ME.*, *souple*, pliant]. Pliant, flexible. **S.-back**, a term applied in the neighborhood of Aberdeen to caries of the vertebrae in lambs.

**Supplemental** (*sup-le-men'-tal*) [*supplementum*]. Additional. **S. Air**. See *Air*. **S. Bags**. See *Anethetic*.

**Support** (*sup-ort'*) [*supportare*, to carry]. 1. The act of holding anything in its position. 2. Any appliance acting as a supporter.

**Supporter** (*sup-or'-ter*) [*supportare*, to carry]. An ap-

paratus intended to aid in supporting a prolapsed organ (as the uterus), or a pendulous abdomen.

**Supposititious** (*sup-oz-it-ish'-us*) [*suppositicius*, substituted]. Spurious; not genuine. **S. Children**, pretension by a woman, for purposes of extortion, of having given birth to a child.

**Suppository** (*su-poz-it-o'-re-um*) [*supponere*, to place under; *gen.*, *Suppositorii*; *pl.*, *Suppositoria*]. See *Suppository*.

**Suppository** (*sup-oz'-it-o-re*) [*suppositorium*]. A solid medicated compound designed to be introduced into the rectum, urethra, or vagina. Its consistency is such that while retaining its shape at ordinary temperatures it readily melts at the temperature of the body. The basis of most suppositories is oil of theobroma. For urethral suppositories a mixture of gelatin and glycerin is used. It is generally molded into a conic shape, but is sometimes cylindric or spheric. There is one official suppository.

**Suppressed** (*sup-prest'*) [*suppressus*, concealed]. Overpowered; subdued. **S. Breathing**. See *Breath-sounds*.

**Suppression** (*sup-resht'-un*) [*suppressio*; *sub*, under; *primere*, to press]. A condition of being concealed or retained; applied to the natural excreta of the body.

**S. of Menses**, the abnormal abstinence of the menses beyond their usual time of appearance. See *Amenorrhea*. **S. of Urine**, a condition due to a renal disorder, with interference with the secretion of urine.

**Suppurant** (*sup'-u-rant*) [*suppuratio*, suppuration]. 1. Suppurating, or promoting suppuration. 2. An agent which promotes suppuration.

**Suppuration** (*sup-u-ra'-shun*) [*suppuratio*; *sub*, beneath; *πῖον*, pus]. The formation of pus. The process following inflammation, whereby the white blood-corpuscles or leucocytes, together with other cells, become the distinctive corpuscles of pus, and thus form an abscess. In this process microorganisms play an important rôle. See, also, *Theories of Inflammation*, under *Theory*.

**Suppurative** (*sup'-u-ra-tiv*) [*suppuratio*, a suppuration]. 1. Promoting suppuration; producing pus. 2. An agent, medicine, or application that favors suppuration.

**Supra-** (*sup'-prah*) [*supra*, above]. A prefix signifying upon or above. **S.-acromial**, situated above the acromion. **S.-anal**, above the anus, or above the top of the abdomen. **S.-axillary**, above the axilla; above the axil.

**Supra-auricular** (*su-prah-aw-rik'-u-lar*). Situated or occurring above the external ear. **S. Point**. See *Craniometric Points*.

**Suprabranchial** (*su-prah-brang'-ke-al*) [*supra*, above; *branchiæ*, gills]. Above the gills.

**Suprabuccal** (*su-prah-buk'-al*) [*supra*, above; *bucca*, mouth]. Above the buccal region.

**Supracephalic** (*su-prah-sef'-al'-ik*) [*supra*, above; *κεφαλή*, head]. Placed on the head.

**Suprachoroid** (*su-prah-ko'-roid*) [*supra*, above; *choroid*]. Situated above the choroid or the choroid plexus.

**Supraciliary** (*su-prah-sil'-e-a-re*). Same as *Superciliary*.

**Supraclavicle** (*su-prah-klar'-ik-l*) [*supra*, above; *clavis*, key]. In biology, a distinct portion of the scapular arch of certain fishes (Dory, Sturgeon).

**Supraclavicular** (*su-prah-klar'-vik'-u-lar*) [*supra*, above; *clavis*, collar-bone]. Above or upon the clavicle.

**Supracommissure** (*su-prah-kom'-ish-ür*) [*supra*, above; *commissura*, commissure]. The commissure of the brain just in front of the stalk of the epiphysis.



**Supracondylar** (*su-prah-kon'-dil-ar*) [*supra*, above; *condyle*]. Situated above the condyles. **S. Foramen**, (1) the posterior condyloid foramen of the occipital bone; (2) a constant foramen in the inner condyloid ridge of the humerus. **S. Ridges**, ridges on the shaft of the humerus extending upward from the condyles.

**Supracondyloid** (*su-prah-kon'-dil-oid*). Same as *Supracondylar*.

**Supracostal** (*su-prah-kos'-tal*) [*supra*, above; *costa*, rib]. Situated above a rib or above the ribs.

**Supradiaphragmatic** (*su-prah-di-af-rag-mat'-ik*) [*supra*, above; *diaphragm*]. Situated above the diaphragm.

**Supradorsal** (*su-prah-dor'-sal*) [*supra*, above; *dorsum*, back]. Dorsal; placed dorsally.

**Supraesophageal** (*su-prah-e-so-faj'-e-al*) [*supra*, above; *οισοφάγος*, esophagus]. Situated above the gullet.

**Suprafoliaceus** (*su-prah-fo-le-a'-shus*) [*supra*, above; *folium*, leaf]. In biology, inserted upon the stem above the axil of a leaf.

**Suprafoliar** (*su-prah-fo-le-ar*) [*supra*, above; *folium*, leaf]. In biology, growing upon a leaf.

**Supraglottic** (*su-prah-glott'-ik*) [*supra*, above; *γλωττις*, glottis]. Situated within the larynx and above the vocal bands.

**Suprahyoid** (*su-prah-hi'-oid*) [*supra*, above; *hyoid*]. Situated above the hyoid bone.

**Supra-iliac** (*su-prah-il'-e-ak*) [*supra*, above; *ilium*, ilium]. Above or at the upper end of the ilium.

**Supra-ilium** (*su-prah-il'-e-um*) [*supra*, above; *ilium*, ilium]. A proximal epiphysis of the sacral end of the ilium of some animals.

**Supra-intestinal** (*su-prah-in-test'-tin-al*) [*supra*, above; *intestine*]. Above the intestine.

**Supralabial** (*su-prah-la'-be-al*) [*supra*, above; *labium*, lip]. Pertaining to or situated above the upper lip.

**Supramalleolar** (*su-pra-mal-e'-o-lar*) [*supra*, above; *malleolus*, malleolus]. Above the malleoli. **S. Amputation**, removal of the leg at the lower portion above the malleoli.

**Supramammary** (*su-prah-mam'-ar-e*) [*supra*, above; *mamma*, breast]. Above the mammæ.

**Supramarginal** (*su-prah-mar'-jin-al*) [*supra*, above; *marginal*]. Bounding the Sylvian fissure on the upper side, as the supramarginal convolution.

**Supramaxilla** (*su-prah-maks-il'-ah*) [*supra*, above; *maxilla*, maxilla]. The supramaxillary bone.

**Supramaxillary** (*su-prah-maks-il-a-re*) [*supra*, above; *maxilla*, maxilla]. Relating to the superior maxilla.

**Supranasal** (*su-prah-na'-zal*) [*supra*, above; *nasus*, nose]. Above the nose. **S. Point**. See *Cranio-metric Points*.

**Supraneural** (*su-prah-nu'-ral*) [*supra*, above; *νεῦρον*, nerve]. Over or above the neural axis.

**Supra-occipital** (*su-prah-ok-sip'-it-al*) [*supra*, above; *occiput*, occipital bone]. Situated above the occipital bone; also, the upper part of the occipital bone.

**Supra-orbital** (*su-prah-or'-bit-al*) [*supra*, above; *orbita*, orbit]. Situated above the orbit of the eye. **S. Arch or Ridge**, the curved prominent margin forming the upper boundary of the orbit. **S. Foramen**, a foramen at the inner third of the orbit. It transmits the supraorbital artery, vein, and nerve. Sometimes it is incomplete, being but a notch or groove, and then is called the *S. Notch*. **S. Point**. See *Cranio-metric Points*.

**Suprapatellar** (*su-prah-pat-el'-ar*) [*supra*, above; *patella*, patella]. Over or above the patella.

**Suprapedal** (*su-prah-ped'-al*) [*supra*, over; *pes*, foot]. Above the foot.

**Suprapharyngeal** (*su-prah-far-in'-je-al*) [*supra*, above; *φάρυγξ*, pharynx]. Above the pharynx.

**Supraplex** (*su-prah-pleks*) [*supra*, above; *plexus*, plexus]. One of the plexuses of the brain of some animals.

**Supraplexal** (*su-prah-pleks'-al*) [*supra*, above; *plexus*, plexus]. Pertaining to the supraplex.

**Suprapontile** (*su-prah-pon'-til*) [*supra*, above; *pons*, bridge]. Situated or occurring above the pons.

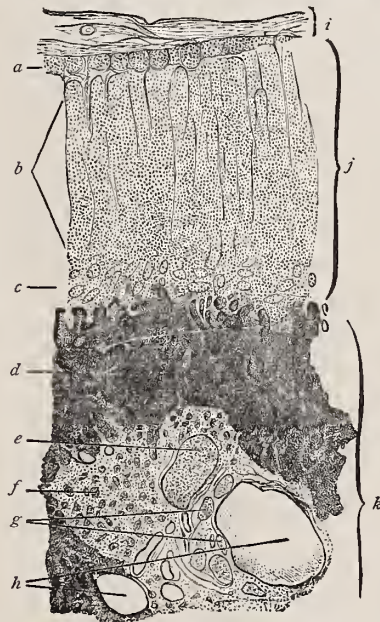
**Suprapromontorence** (*su-prah-prom-on'-to-rens*) [*supra*, above; *promontorence*]. The convex eminence caused by the course of the facial canal over the oval window and inferior semicircular canal above. Called, also, *Petro-mastoidean Canal*.

**Suprapubic** (*su-prah-pu'-bik*) [*supra*, above; *pubis*, pubis]. Situated or occurring above the pubes, as a suprapubic operation.

**Suprapygal** (*su-prah-pi'-gal*) [*supra*, above; *pyga*, rump]. Above or over the rump.

**Supraretus** (*su-prah-rek'-tus*) [*supra*, above; *rectus*, straight]. The rectus superior muscle of the eye.

**Suprarenal** (*su-prah-re'-nal*) [*supra*, above; *ren*, the kidney]. Above the kidney; applied especially to the suprarenal capsules or bodies. **S. Bodies**



TRANSVERSE SECTION OF THE HUMAN SUPRARENAL CAPSULE.  
× 50. (From Stirling.)

a. Zona glomerulosa. b. Z. fasciculata. c. Z. reticularis. d. Strands of cells of the medulla. e. Transverse section of a nerve. f. Ganglionic cells. g. Transverse section of bundles of smooth muscle. h. Transverse section of a vein. i. Capsule. j. Cortex. k. Medulla.

or Capsules, small, flattened, ductless bodies, the adrenals, somewhat glandular in appearance, situated just above the kidneys. Their function is not known.

**Suprascapula** (*su-prah-skap'-u-lah*) [*supra*, over; *scapula*, scapula]. A bone of the shoulder-girdle in certain fishes.

**Suprascapular** (*su-prah-skap'-u-lar*) [*supra*, above; *scapula*, the shoulder-blade]. Situated above the shoulder-blade. **S. Notch**. See *Notch*.

**Supraseptal** (*su-prah-sep'-tal*) [*supra*, above; *septum*, septum]. Situated above a septum.

**Supraserratus** (*su-prah-ser-a'-tus*) [*supra*, above; *serra*, saw]. The serratus posticus superior muscle.

**Supraspinal** (*su-prah-spi'-nal*) [*supra*, above; *spina*, the spine]. Situated on the spine or above its origin.

**Supraspinales** (*su-prah-spi'-na'-lēs*). See *Muscles*, *Table of*.

**Supraspinate** (*su-prah-spi'-nāt*). See *Supraspinous*.

**Supraspinatus** (*su-prah-spi'-na'-tus*) [*supra*, above; *spina*, spine]. A name given to various organs situated upon the spine or above its origin.

**Supraspinous** (*su-prah-spi'-nus*) [*supra*, above; *spina*, spine]. Situated over the spinous process of a vertebra. **S. Fossa**, the triangular depression above the spine of the shoulder-blade. **S. Muscle**. See *Muscles*, *Table of*.

**Suprastapedial** (*su-prah-sta-pe'-de-al*) [*supra*, above; *stapes*, stapes]. Above the stapes.

**Suprasternal** (*su-prah-ster'-nal*) [*supra*, above; *στέρον*, sternum]. Cephalad of the sternum.

**Supratemporal** (*su-prah-tem'-po-ral*) [*supra*, over; *tempus*, time]. Over the temporal region.

**Suprathoracic** (*su-prah-tho-ras'-ik*) [*supra*, over; *θώραξ*, thorax]. Above the thorax.

**Supratrochlear** (*su-prah-trok'-le-ar*) [*supra*, above; *trochlea*, pulley]. Situated or occurring above any trochlear part, but particularly above the trochlea of the humerus. See *Trochlea*.

**Supratympanic** (*su-prah-tim-pan'-ik*) [*supra*, over; *tympanum*, tympanum]. Above the tympanum.

**Supravaginal** (*su-prah-vaj'-in-al*) [*supra*, over; *vagina*, vagina]. Above the vagina.

**Sura** (*su'-rah*) [*sura*]. The calf of the leg. The prominence formed by the gastrocnemius muscle.

**Sural** (*su'-ral*) [*suralis*; *sura*, calf]. Pertaining to the calf of the leg. **S. Nerve**, Superficial, that formed by the junction of the external cutaneous of the peroneal and the communicantes fibulares. **S. Vein**, one situated just beneath the skin of the calf; it opens into the popliteal vein.

**Suralimentation** (*sur-al-in-en-ta'-shun*) [*super*, over; *alimentation*]. The method of forced feeding or over-alimentation sometimes employed in pulmonary tuberculosis and other diseases.

**Suranal** (*sur-a'-nal*). Same as *Supra-anal*.

**Surcingle** (*sur'-sin-gl*) [*super*, over; *cingulum*, a belt]. The tail, or narrow end, of the corpus striatum.

**Surculigerous** (*sur-ku-lij'-er-us*) [*surculus*, a sucker; *gerere*, to bear]. Producing a sucker.

**Surculose**, **Surculous** (*sur'-ku-lōz*, *sur'-ku-lus*) [*surculus*, a sucker]. Producing suckers.

**Surculus** (*sur'-ku-lus*) [L., a twig, shoot: *pl.*, *Surculi*]. In biology, a sucker.

**Surcurrent** (*sur-kur'-ent*) [*sub*, under; *currere*, to run]. In biology, denoting a leafy expansion running up the stem.

**Surditas** (*sur'-dit-as*). Synonym of *Deafness*. **S. verbalis**. See *Aphasia*.

**Surdity** (*sur'-dit-e*). See *Deafness*.

**Surdomute** (*sur'-do-mūt*) [*surdus*, deaf; *mutus*, mute]. A deaf and dumb person.

**Surdomutitas** (*sur-do-mu'-tit-as*) [*surdus*, deaf; *mutus*, mute]. Deaf-muteness; deaf-mutism.

**Surdus** (*sur'-dus*). See *Deaf*.

**Suren** (*su'-ren*) [Ger.]. The old German name for the pustules of scabies; later *Sarcoptes* were named *Suren*, which was finally Latinized by Hildegard and others into *surones*, *suriones*.

**Surface** (*sur'-fīs*) [Fr., *surface*]. 1. The exterior of a body. 2. The face or faces of a body; a term frequently used in anatomy in the description of bones. **S.-wells**, those which obtain their supply from the subsoil water.

**Surfeit** (*sur'-fit*) [Fr., *surfait*, excessive]. A sense of

fullness approaching nausea, arising from excess in eating or drinking. More than enough.

**Surgeon** (*sur'-jun*) [ME., *surgeon*, surgeon]. One who practises surgery. See *Chirurgeon*. **S.s' Agario**. See *Agaricus*. **S.-apothecary**, in England, one who is licensed to practise by the Royal College of Surgeons and by the Apothecaries' Society. **S.-aurist**, an otologist. **S.-dentist**, a dentist who practises the surgical as well as the mechanical parts of his profession. **S.-general**, the title of certain surgeons of high rank, chiefly in the military and naval services. **S.-generalship**, the office of a surgeon-general. **S.-ship**, the office of a surgeon. **S., Veterinary**, one who treats diseases of the domestic animals.

**Surgeoncy** (*sur'-jun-se*) [ME., *surgeon*, surgeon]. The office of surgeon, military or naval.

**Surgery** (*sur'-jer-e*) [ME., *surgerie*, surgery]. See *Chirurgery*. Formerly that branch of medicine concerned with manual operations under the direction of the physician. The scope of the word is now widened, and is so bound up with general medicine that a strict and succinct definition is impossible. Instrumental and manual operative work is still the chief idea, and, so far as it is related to diseases commonly or possibly requiring operative procedure, surgery usually includes the treatment of systemic abnormalities. The term, as limited to a special branch of medical science, as *obstetric*, *gynecologic*, *aural*, *ophthalmic*, etc., is growing into disuse, while, at the same time, the division of these specialties has narrowed the field of work of surgery as now commonly understood. The surgeon has recouped himself by the inclusion in his department of many subjects not strictly requiring operative treatment, such as inflammation, fever, microbiology, syphilis, etc., etc. **S., Antiseptic**, the application of antiseptic methods in the treatment of wounds. **S., Conservative**, measures directed to the preservation rather than to the removal of a part. **S., Military**, that pertaining to gunshot wounds and other injuries peculiar to military life. **S., Minor**, includes the lesser surgical operations, bandaging, the making and application of splints, dressings and sutures, counter-irritation, cauterization, blood-letting, vaccination, etc. **S., Operative**, refers to the performance of operations. **S., Orthopedic**, the remedy of deformities by manual and instrumental measures. **S., Plastic**, repair of absent or defective tissue by transference of tissue from another part or person. See *Transplantation*, *Autoplasty*, *Rhinoplasty*, etc. **S., Railway**, deals with injuries received on railways. **S., Veterinary**, the surgery of domestic animals.

**Surgical** (*sur'-jik-al*) [ME., *surgerie*, surgery]. Pertaining to surgery. **S. Fever**. See *Traumatic Fever*. **S. Insanity**. See *Insanity*, *Confusional*. **S. Kidney**, suppurative disease of the kidney. **S. Knot**. See *Knot*. **S. Sore-throat**, sore-throat due to the absorption of septic matters in hospitals; it sometimes attacks interne surgeons and nurses. **S. Tuberculosis**, tuberculous disease that may be reached by operative treatment, e. g., that involving glands, joints, bone, and the like.

**Surprise** (*sur'-prīz*) [ME., *surprisen*, to surprise]. To strike with sudden astonishment; to come upon suddenly. **S. Bath**. See *Bath*. **S., Cerebral**, instantaneous and temporary stupor caused by mental shock or by a sudden lesion of the brain.

**Surra**, or **Surrah Disease** (*soor'-rah*) [native name in India]. The name given by English army veterinary surgeons to an epizootic pernicious anemia in horses, mules, and camels, associated with the presence of an infusorian (*Trypanosoma evansi*, Balbiani). It has at



times incapacitated the English cavalry service in India, killing 50 per cent. of the horses. See *Parasites (Animal)*, *Table of*.

**Surrogate** (*sur'-o-gāt*) [*surrogatus*, substituted]. Any medicine or ingredient used as a substitute for another and more expensive ingredient, or one to which there is a special objection in any particular case.

**Sursumduction** (*sur'-sum-duk'-shun*) [*sursum*, upon; *ducere*, to lead]. The power of the two eyes of fusing two images when one eye has a prism vertically before it.

**Survival** (*sur-vi'-val*) [*super*, over; *vivere*, to live]. In biology, the persistence of an individual or race, after the general extinction of related forms. **S. of the Fittest**. See *Selection*, *Natural*, and *Evolution*.

**Susceptible** (*sus-sep'-tib-l*) [*suscipere*, to undertake]. Sensitive to an influence. In pathology, liable to become affected with a disease.

**Suspended** (*sus-pen'-ded*) [*suspendere*, to hang up]. 1. Hanging; applied to an ovule hanging from the ovarian wall, or a seed from the summit of a cell. 2. Interrupted. **S. Animation**, a term sometimes applied to the temporary cessation of the vital functions. It may be due to asphyxia, to syncope, or to the trance-like condition that closely simulates death, in which the patient may remain for some hours or even days. **S. Matter**, undissolved particles diffused throughout a liquid.

**Suspension** (*sus-pen'-shun*) [*suspensio*; *sub*, under; *pendere*, to hang]. The act or condition of hanging, as applied to an organ or part. Also, a mode of treatment of certain diseases, especially tabes dorsalis, in which the patient is so placed that the whole weight of the body hangs upon the neck, the head being supported at the chin and the occiput. The stretching of the spinal cord sometimes removes the morbid process in a manner at present not well understood; also, that condition of a finely divided solid in which it is held undissolved in a liquid. **S.-treatment**. See under *Suspension*.

**Suspensor** (*sus-pen'-sor*) [*suspendere*, to suspend]. In biology, a term applied to the chain of cells formed by division of the germ cell in the embryo-sac previous to the formation of the embryo. A *Suspensorium*. See *Pro-embryo*.

**Suspensorium** (*sus-pen-so'-re-um*) [*sub*, under; *pendere*, to hang]. That upon which anything hangs for support. **S. hepatis**, the suspensory ligament of the liver. **S. testis**, the cremaster muscle. **S. vesicæ**, the superior false ligament of the urinary bladder.

**Suspensory** (*sus-pen'-so-re*) [*sub*, under; *pendere*, to hang]. Designed or useful for suspension. Suspending. **S. Bandage**, a supporting bandage for the scrotum. **S. Ligament**. See *Ligament* and *Zona ciliaris*. **S. Ligament of the Lens**. See *Zonula of Zinn*. **S. Triangle**. See *Triangle*.

**Suspiral** (*sus'-pir-al*) [*suspirare*, to breathe out]. A breathing-hole.

**Suspiration** (*sus-pi-ra'-shun*) [*suspiratio*]. A sigh, *q. v.*; the act of sighing.

**Suspirious** (*sus-pi'-re-us*) [*suspiriosus*]. Characterized by sighing.

**Suspirium** (*sus-pi'-re-um*) [*L.: pl., Suspiria*]. A sigh.

**Sustentacular** (*sus-ten-tak'-u-lar*) [*sustentaculum*, *sustentare*, to support]. Pertaining to or serving as a sustentaculum. **S. Cells**, a name given to certain supporting cells in the testicle. **S. Tissue**, supporting tissue.

**Sustentaculum** (*sus-ten-tak'-u-lum*) [*sustentare*, to support]. A support. **S. lienis**, the suspensory ligament of the spleen. **S. tali**, a process of the os calcis supporting the astragalus.

**Susurratio** (*sus-u'-ra'-shun*) [*susurratio*]. A murmur, or susurrus.

**Susurrus** (*su-su'-rus*) [*L.*]. A soft murmur in aneurysm, cardiac diseases, contracting muscle, etc. **S. aurium**. See *Tinnitus aurium*.

**Sutela** (*su-te'-lah*) [*L.*]. To sew. See *Suture*.

**Sütüghin's Method**. A method of dressing the umbilical cord. The navel, funis, and stump are powdered with pure gypsum, and the cord is wrapped in hygroscopic cotton-wool sprinkled with the same powder. The dressing is changed twice daily. The cord in a short time becomes mummified.

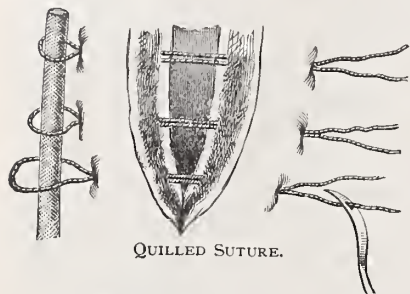
**Sutura** (*su-tu'-rah*) [*L.*]. See *Suture*.

**Sutural** (*su'-tu-ral*) [*sutura*, suture]. Pertaining to or having the nature of a suture.

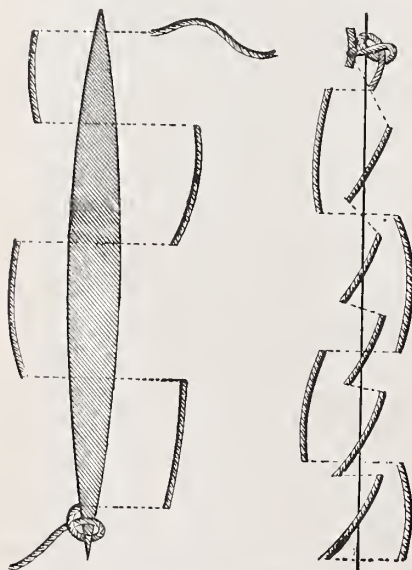
**Suture** (*su'-tür*) [*sutura*, suture]. 1. A line of joining or closure; a seam, raphe. 2. A stitch used in closing the lips of a wound. **S., Antiseptic**, the material used has been made aseptic by boiling, or by some other germicidal measure. **S., Appolito's**, a continued Gély's suture. **S. of Apposition**, a superficial suture, including only the skin, and employed to secure accurate apposition of the margins of the latter. **S. of Approximation**, one which is passed deeply through the lips of a wound to secure apposition of the deeper tissues. **S., Base-ball**, a continuous suture all around the wound. It has been employed in complete division of the intestine. **S., Bésiard's**, a modification of *S., Brandi's*. The needle is threaded with a white and a colored thread; in withdrawing the suture the white thread is withdrawn from one end and the colored thread from the other. **S., Bell's (B.)**, a modification of the glovers' suture, in which the needle is passed from within out alternately on the two sides of the wound. **S., Brandi's, à points passés**; a continuous suture passed through and through, back and forth. **S., Bishop's**, an interrupted intestinal suture introduced on the mucous surface of the bowel, and the knots tied alternately on each side of the wound. **S., Bouisson's (intestinal)**, five pins are passed in and out on each side of the wound, which is closed by drawing the pins together by sutures introduced in the intervals. **S., Bozeman's**, or **Bozeman's Button**. See *S., Button*. **S., Breidenbach's**, Lembert sutures tied in the lumen of the bowel. **S., Buried**, a suture employed to approximate structures in the depths of wounds, the superficial tissues being brought together over them. Buried sutures are completely covered by skin, and do not involve this structure at all. **S., Button**, the use of button-like discs to prevent the thread from cutting through the tissues and to bring large masses in better apposition. **S., Catgut**, a suture in which the material employed is catgut. **S., Circular**, one that is applied to the entire circumference of a divided organ, as the intestine. **S., Circumvolved**. See *S., Twisted*. **S., Clamp**, the shotted suture of Sims. **S., Clavate**. See *S., Quilled*. **S. of Coaptation**. See *S. of Apposition*. **S., Cobblers'**, a suture made by arming a needle with two threads. **S., Compound**. See *S., Quilled*. **S., Connell's**, one for uniting intestine after circular resection. About half the lumen of the bowel is united by stitching through all the coats of both ends, from the mucous surface, back and forth. The remaining portion is closed by continuous sutures, which are passed parallel with the margins of the wound and carried across the latter. **S., Continued**, or **Glovers'**, one composed of a number of interrupted sutures, which are not cut apart. **S., Cranial**, the line of union of two or more cranial bones. There are three sets of cranial sutures: those at the base of the skull, those at the



CONTINUOUS SUTURE.



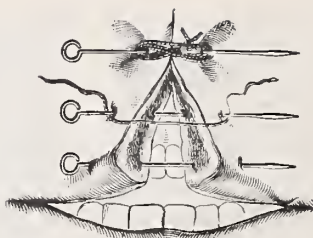
QUILLED SUTURE.



A QUILTED SUTURES.



B



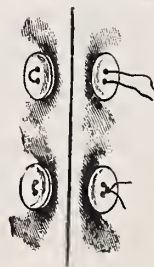
HARE-LIP SUTURE.



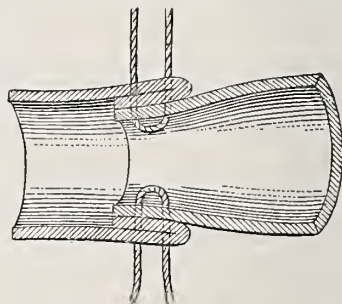
INTERRUPTED SUTURE.



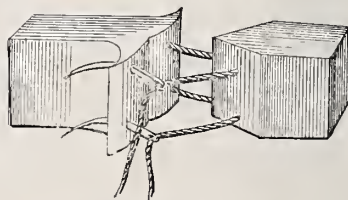
QUILLED SUTURE.



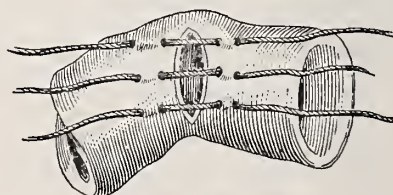
BUTTON-SUTURE.



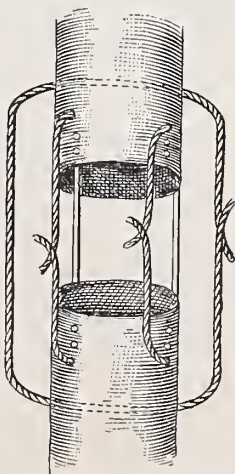
JOBERT'S SUTURE.



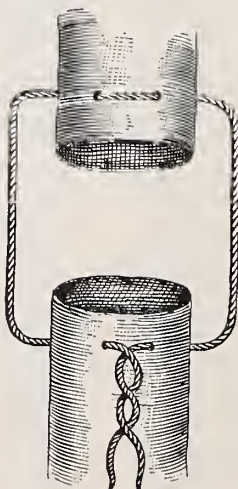
TONGUE AND GROOVE SUTURE.



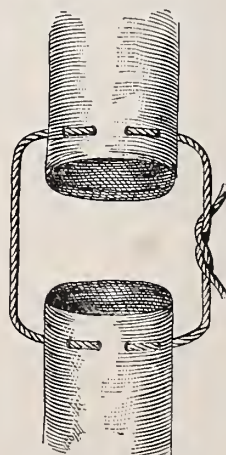
LEMBERT'S SUTURE.



SUTURE OF LEDENTU.

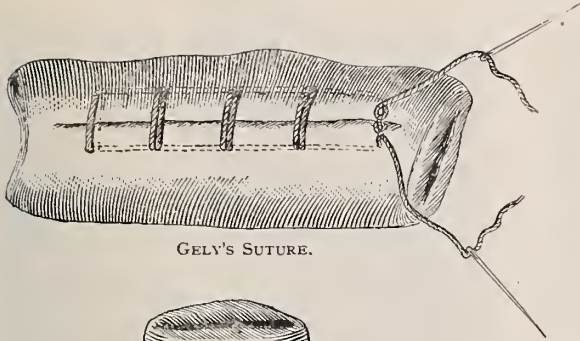


TENDON-SUTURE OF LEFORT.

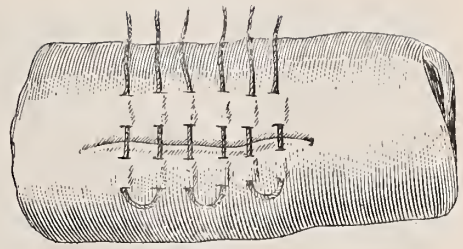


TENDON-SUTURE. (Wölfler, after Lejars.)

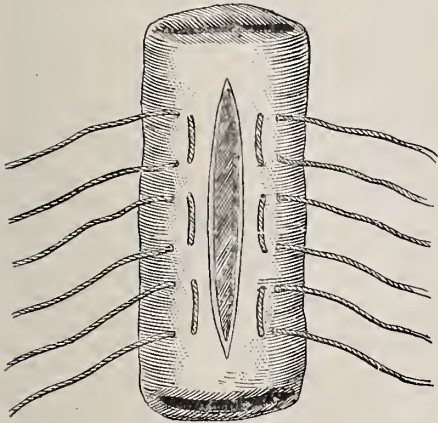




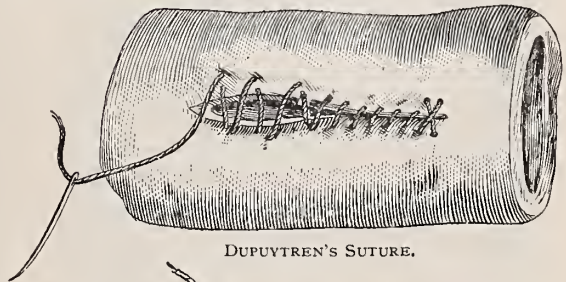
GELY'S SUTURE.



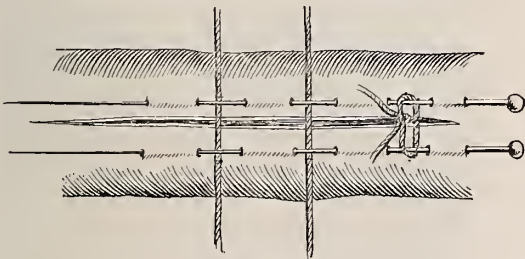
HALSTEAD'S PLAIN QUILT-SUTURE.



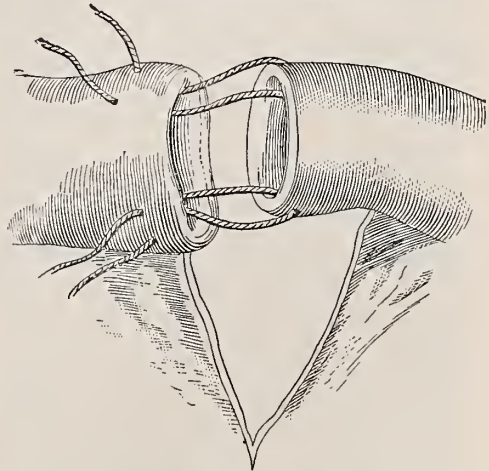
EMMERT'S METHOD.



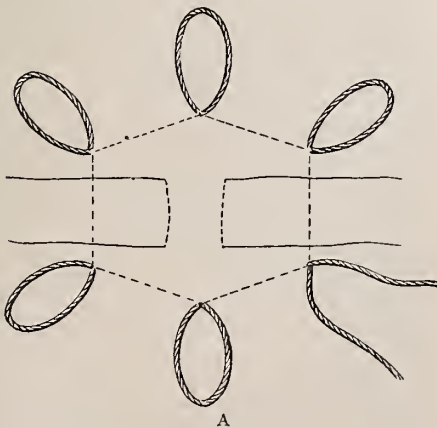
DUPUYTREN'S SUTURE.



BOUISSON'S SUTURE.

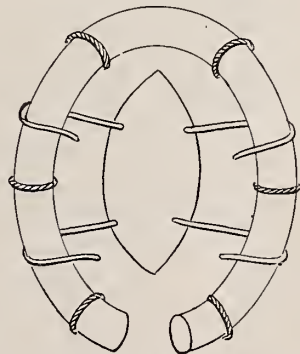


JOBERT'S INVAGINATION-SUTURE.



A

SUTURES FOR IMMEDIATE GASTROSTOMY.



B

SUTURES FOR IMMEDIATE GASTROSTOMY.

side, and those at the vertex. These are as follows: *S., Basilar*, the junction between the basilar surface of the occipital bone and the posterior surface of the body of the sphenoid. *S., Coronal* (fronto-parietal), the union of the frontal with the parietal bones transversely across the vertex of the skull. *S., Dentate*, an irregular tooth-suture, as between the parietal bones. *S., Ethmoido-frontal*, the union between the frontal and ethmoid bones. *S., Ethmo-lacrymal*, the union between the lacrymal and ethmoid bones. *S., Ethmo-sphenoid*, the union between the sphenoid and ethmoid bones. *S., False*, any suture in which there is interlocking of the bones without serration. *S., Frontal*, a suture which at birth joins the two frontal bones from the vertex to the root of the nose. The bones afterward become one by its obliteration. *S., Frontomalar*, the union between the malar and frontal bones. *S., Fronto-maxillary*, the union between the superior maxillary and frontal bones. *S., Fronto-nasal*, the union between the nasal and frontal bones. *S., Fronto-parietal*. See *Coronal Suture*. *S., Fronto-sphenoid*, the union between the ale of the sphenoid bone and the frontal bone. *S., Fronto-temporal*, the union between the frontal and temporal bones. *S., Infra-orbital*, a suture sometimes found in the line of the infra-orbital canal. *S., Intermaxillary*, the union between the superior maxillary bones. *S., Internasal*, the union between the nasal bones. *S., Interparietal*. See *S., Sagittal*. *S., Jugal*. See *S., Sagittal*. *S., Lambdoid*, the union between the two superior borders of the occipital bone and the parietal bones. *S., Lepidoid*. See *S., Squamo-parietal*. *S., Longitudinal*. See *S., Sagittal*. *S., Masto-occipital*. See *S., Occipito-mastoid*. *S., Masto-parietal*. See *S., Parieto-mastoid*. *S., Maxillo-lacrymal*, the union between the lacrymal and superior maxillary bones. *S., Maxillo-premaxillary*, the union of the premaxillary portion of the superior maxillary with the rest of the bone. *S., Medio-frontal*. See *S., Frontal*. *S., Metopic*. See *S., Frontal*. *S., Naso-maxillary*, the union between the superior maxillary and nasal bones. *S., Neurocentral*, the cartilages between the bodies of the dorsal vertebrae, posterior to the points of articulation of the ribs with the main portion. *S., Occipital*. See *S., Lambdoid*. *S., Occipito-mastoid*, the union between the mastoid portion of the temporal bone and the occipital bone. *S., Occipito-parietal*. See *S., Lambdoid*. *S., Palatine*, the union between the palate bones. *S., Palatine, Transverse*, the union between the superior maxilla and the palatine processes of the palate bone. *S., Parieto-mastoid*, the union between the mastoid portion of the temporal bone and the parietal bone. *S., Petro-occipital*, the union between the occipital bone and the petrous portion of the temporal. *S., Petro-sphenoid*, the union between the ala magna of the sphenoid bone and the petrous portion of the temporal. *S., Sagittal*, the union between the medial margins of the parietal bones. *S., Scaly*. See *S., Squamo-parietal*. *S., Serrated*, a suture in which the interlocking indentations and projections are finer than those of a dentate suture. *S., Spheno-malar*, the union between the malar bone and the ala magna of the sphenoid. *S., Spheno-parietal*, the union between the ala magna of the sphenoid bone and the parietal bone. *S., Spheno-petrosal*. See *S., Petro-sphenoid*. *S., Spheno-squamous*. See *S., Squamo-sphenoid*. *S., Spheno-temporal*, the union between the temporal bones and the sphenoid. *S., Squamo-parietal*, *S., Squamosal*, the union between the squamous portion of the temporal bone and the parietal bone. *S., Squamo-sphenoid*, the union between the great wing of the sphenoid and the squamous

portion of the temporal bone. *S., Squamous*. See *S., Squamo-parietal*. *S., Temporo-occipital*. See *S., Occipito-mastoid*. *S., Temporo-parietal*, the union between the parietal and temporal bones, made up of the parieto-mastoid and squamosal sutures. *S., Transverse (frontal)*. See *S., Coronal*. *S., True*, a union between bones by the interlocking of projections and indentations. *S., Zygomatic*, a union between the temporal bone and the zygomatic process of the superior maxilla. **S., Cushing's Right-angled Continuous Intestinal**, the needle is introduced parallel with the wound on the serous surface and carried back and forth across the wound in this way. **S., Czerny's (intestinal)**, the needle is passed from the serous surface through the wound, down to, but not including, the mucous membrane, and through the wound on the opposite side and out on the serous surface. **S., Czerny-Lembert**, the application of Lembert sutures after the Czerny sutures are in place. **S., Deep**. See *S., Buried*. **S., Distance**, a suture used in uniting tendons, nerves, etc. **S., Dry**, adhesive-plaster strips are applied to the lips of the wound, and these are drawn together by suturing the selvaged edge of the strips. **S., Duplay's Tendon**. See *S., Tillaux and Duplay's*. **S., Dupuytren's**, a continued Lembert suture. See *Illustration*. **S., Duverger's**, a suture of the intestine in which the trachea of a calf is used as the basis of support. **S., Emmert's**, a suture for intestinal wounds. It consists of a series of double Lembert sutures. See *Illustration*. **S., Furriers'**. See *S., Glovers'*. **S., Gaillard's**, a suture for entropion. A threaded needle is passed in the lid near its free margin and at the junction of its middle and outer thirds and brought out about a thumb's breadth from the margin; the other end of the thread is passed parallel to and near the first, and the ends are tied over a roll of lint. A similar suture is passed at the junction of the middle and inner thirds. **S., Garengot's**, the glovers' suture of the intestine, in which the stitches are placed farther apart than usual. **S. for Gastrostomy**, a suture is made to surround the proposed opening in the stomach, with loops left at convenient intervals. By means of a needle supplied with a hook these loops are drawn through the abdominal wall around the incision, and quills introduced through the loops, after which the suture is drawn tight. This approximates the stomach firmly to the abdominal wall. See *Illustration*. **S., Gély's**, an intestinal suture applied by a thread with a needle at each end. The wound is closed by a series of cross-stitches. See *Illustration*. **S., Glovers'**, a continued suture in which the needle is passed through the loop of the preceding stitch each time. **S., Gusenbauer's**, a figure-of-8 suture for the intestine, intended to accomplish the same result as the Czerny-Lembert suture. **S., Halstead's**, a plain quilt-suture, a modification of Lembert's suture. See *Illustration*. **S., Hare-lip, or Twisted**, the edges of the wound are transfixed with pins and approximation secured by twisting or wrapping the ends of the pins with thread. See *Illustration*. **S., Harris's**, a suture for intestinal wounds. The mucous membrane of the distal end is denuded with a curet for one or two lines and the upper end invaginated, and sutures passed. **S., Horse-hair**, the strong hairs of the mane or tail of the horse, prepared as sutures. **S., Implanted**, hare-lip pins are passed through the skin on each side of the wound and parallel with it, which is then approximated by twisting thread around the exposed extremities of the pins. **S., India-rubber**, the same as *S., Twisted*, except that small rubber rings are used instead of string. **S., Interrupted**, a series of sutures passed through the margins of



the wound, and each of which is knotted. See *Illustration*. **S., Jobert's**, a suture for intestinal wounds. This author has described three different forms of suture, which have been called after his name. See *Illustration*. **S., Knotted**. See *S., Interrupted*. **S., Lace**, a suture in which a small curved needle is repeatedly introduced around the wound, forming a continuous suture encircling the deficiency (fistula). **S., Lapeyronie's**, a modification of *S., Palfyn's*, the thread being passed through the mesentery. **S., Lead-plate**, a suture the ends of which are attached on either side of the wound to lead-plates. **S., Le Dentu's (tendon)**. See *Illustration*. **S., Ledran's**, intestinal sutures passed through the wound one-fourth inch apart; the threads are tied separately on each side, forming two bundles. **S., Le Fort's (tendon)**. See *Illustration*. **S., Lembert's**, an intestinal suture in which the needle is passed transversely to the wound through the peritoneal and muscular coats and out again on one side of the wound, and then carried across the wound and made to penetrate the two outer coats as before. See *Illustration*. **S., Littre's**, in cases of gangrene of the intestine, the inferior end is obliterated by ligation and the upper end is attached to the inguinal ring to form an artificial anus. **S., Löffler's**, a suture for intestinal wounds. Interrupted metallic sutures are crossed once and attached to the abdominal wound. **S., Loop**. See *S., Interrupted*. **S., Mansell's**, a suture for complete transverse section of the intestine. The two ends are drawn through a longitudinal slit made for the purpose in one end, and the two sections accurately united by interrupted sutures; the invaginated portion is withdrawn, and the longitudinal slit closed. **S., Mattress**, a continuous suture which is made back and forth through both lips of the wound. **S., Metallic-plate**. See *S., Button*. **S., Nerve**, a suture of fine thread or catgut uniting the divided ends of a nerve. **S., Noose**. See *S., Interrupted*. **S., Palfyn's**, a loop of thread is passed through the intestinal wound, and the ends of which are then secured to the integument. **S., Pancoast's**. See *S., Tongue and Groove*. **S., Petit's**, a suture for intestinal wounds. As many stitches as are required are passed three lines apart, the ends on each side are tied together and then twisted into two bundles. **S., Pin**. See *S., Hare-lip*. **S., Plastic**, a suture devised by J. Pancoast, and used by him for superficial wounds, the extent of the approximated surfaces being enlarged to increase the chance of union. The cut surface of one lip of the wound is beveled to fit into a groove in the other lip. The thread is carried from without inward, first through the outer lip of the groove; then, the beveled lip, and then the deep lip of the groove; then forming a loop on the deep surface of this lip, it is carried again through the same structures in inverse order and at a different place. The free ends are tied over a little roll of adhesive plaster placed on the skin-surface of the grooved lip. **S., Primary**, one that is used to effect immediate closure of the wound. **S., Primo-secondary**, the insertion of sutures at the time of operation, then tamponing the wound. The tampon is removed in from 12 to 48 hours and the sutures tied. **S., Quilled**, a doubled thread is passed and tied over quills or a soft catheter; usually employed as sutures of relaxation. See *Illustration*. **S., Quilt**, one similar to *S., Mattress*. **S., Ramdohr**, invagination of the upper portion of the intestine into the lower, followed by suture. **S., Rat-tail**, a material obtained from the rat's tail. **S. of Relaxation**, one that is introduced some distance from the wound-margin, carried through its depths, and made to emerge at some distance on the opposite side. The intention is to

relieve the tension of the wound-sutures. **S., Relief**. See *S. of Relaxation*. **S., Reybard**, the employment of thin, oval plates of deal carrying threaded sutures, to unite the divided intestine. **S., Richter's**, a suture for intestinal wounds. Interrupted metallic sutures that are twisted and brought out of the external wound. **S., Rigal's**. See *S., India Rubber*. **S., Ritisch's**, a suture for intestinal anastomosis. The suture is passed through the bowel and lumen from side to side, the ends twisted, and brought out of the external wound. **S., Robinson's**, a suture for uniting the ends of a divided intestine. A rubber tube is inserted in the proximal end and the mucous membrane is denuded for one-half inch to receive the proximal end. A row of sutures is introduced around the circumference. **S., Royal**. See *Royal*. **S., Sabatier's**, the employment of a piece of playing-card saturated with turpentine for the approximation of intestinal wounds. **S., Sailors'**. See *S., Reef*. **S., Säger's**, in the Cesarean operation the insertion of 8 or 10 deep sutures of silver wire through the uterine incision, followed by 20 or more superficial sutures through the peritoneum. **S., Secondary**, one that is introduced at a period subsequent to the operation, as in cases in which the wound has been tamponed. **S., Seroserous**, one that brings two serous surfaces together. **S., Shotted**, both ends of the suture are passed through a perforated shot, which is then tightly compressed. **S., Silk-worm Gut**, a suture-material prepared from the "silk-guts" of the silk-worm. **S., Simon's**, a suture for lacerated perineum involving the sphincter ani, in which the rectal mucous membrane, the vaginal mucous membrane, and the skin are sutured separately. **S., Sims'**. See *S., Clamp*. **S., Spiral**. See *S., Glovers'*. **S., Spiroidal**, a continuous spiral intestinal suture. **S., Staple**, a sharpened wire, bent like a staple, is passed through both lips of the wound and secured. **S., Subcuticular**, a buried, continuous suture in which the needle is passed horizontally into the true skin back and forth until the whole wound is closed. **S., Sunk**. See *S., Buried*. **S., Superficial**, one which includes the skin only. **S. of Support**. See *S. of Relaxation*. **S., Symperitoneal**, a sero-serous suture of the peritoneum. **S., Taylors'**, the cobbler-stitch used to bring together the flaps after amputation of the cervix uteri. **S., Tendon**. See *S., Le Dentu's*, *Le Fort's*, and *Wölfler's*. **S., Tobacco-bag**. See *Stoltz's Operation in Operations*, *Table of*. **S., Tongue and Groove**, one margin of the wound is beveled on each side and a V-shaped section is taken from the thickness of the other flap along its free margin, longitudinally, to receive the first. This gives a greater extent of raw surface in apposition. See *Illustration*. **S., Triangular (of Simon)**, a suture for laceration of the perineum through the sphincter ani; the skin, vaginal mucous membrane, and rectal mucous membrane are separately stitched. **S., Twisted**. See *S., Hare-lip*. **S., Uninterrupted**. See *S., Continuous*. **S., Utero-parietal**, suturing of the uterus to the inner surface of the abdominal incision after Cesarean section. **S., Viscero-parietal**, a suture used in the operation of stitching a wounded organ to the abdominal incision. **S., Wölfler's**, an interrupted intestinal suture in which the knots of the stitches in the mucous membrane are tied in the lumen of the bowel in three-fourths of the circumference, and on the outside in the remaining portion. The serous surfaces are then united by Lembert sutures. **S., Wölfler's (tendon)**. See *Illustration*.

**Suzanne's Gland**. A pea-sized glandular body found

near the alveolo-lingual sulcus of the mouth close to the median line. It is distinct from the sublingual gland. **Svapnia** (*svap'-ne-ah*). Denarcotized opium.

**Swab** (*svob*) [M.D., *svabber*, splash]. A piece of cloth or sponge upon the end of a stick, used in feeding the sick, making applications to the throat, cleansing the mouth and teeth, etc. **S.-stick**, a rod or shaft, one extremity of which is to be wound with cotton.

**Swaddle** (*swod'-l*) [ME., *swathilen*, to swaddle]. To swathe; to wrap in cloths, as a new-born child.

**Swaddling** (*swod'-ling*) [ME., *swadling*]. The act of wrapping in a swaddle. **S.-cloth**, **S.-clout**, a cloth wrapped about a new-born child.

**Swallow** (*swol'-o*) [ME., *swolowen*, to swallow]. 1. To take into the stomach through the throat. The cavity of the throat and gullet; the esophagus. 2. A fissirostral oscine passerine bird, of the genus *Hirundo*. **S.'s-nest**, the *nidus hirundinis*; a deep fossa of the cerebellum between the commissure of the flocculus and uvula. **S.-tails**, notches on the teeth of a horse.

**Swallowing** (*swol'-o-ing*) [ME., *swolowen*, to swallow]. Taking into the stomach through the throat and esophagus.

**Swamp** (*swomp*) [origin obscure]. A piece of low, wet, marshy land. **S.-apple**, a parasitic growth found on swamp-azalea. **S.-dogwood**: 1. Button-bush. 2. A plant allied to *Cornus florida*; *Cornus sericea*. **S.-fever**, a malarial fever. **S.-itch**. Same as *Army Itch*. **S.-laurel**, *Kalmia glauca*. **S.-milkweed**, *Asclepias incarnata*. **S.-pine**, *Pinus australis*; broom-pine. **S.-sassafras**, magnolia. **S. Yellow-fever**. See *Hematuria*, *Malarial*.

**Swan Alley Sore**. Synonym of *Chancre*, *Phagedenic*.

**Swarm** [ME., *swarm*, a swarm]. A cluster of insects, as bees. **S.-cell**. See *Zoöspore*. **S.-spore**. See *Zoöspore*.

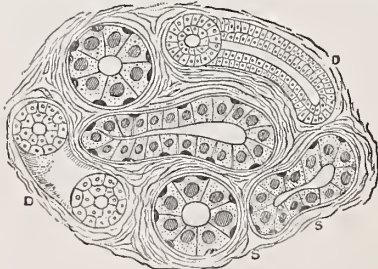
**Swarming** [ME., *swarmen*, to swarm]. 1. Moving in a swarm. 2. Breeding multitudes. A form of endogenous cell-formation noted in certain algae (*Confervaceae*, *Desmidiaceae*).

**Swarthiness** (*swawr'-the-ses*) [ME., *swarty*]. The state of being swarthy.

**Swarthy** (*swawr'-the*) [ME., *swarthy*]. Dark; tawny.

**Swartzia** (*swawr'-se-ah*). See *Panococco*.

**Sweat** (*swet*) [ME., *swette*, sweat]. The secretion of the sudoriferous glands. It consists of a transparent and normally colorless, aqueous fluid, holding in solution neutral fats, volatile fatty acids, cholesterol, traces of albumin and urea, free lactic acid, sodium lactate, sodium and potassium chlorids, and traces of



SECTION OF PART OF COIL OF A SWEAT-GLAND.  
D. Duct. S. Secretory part.  $\times 300$ . (From Stirling.)

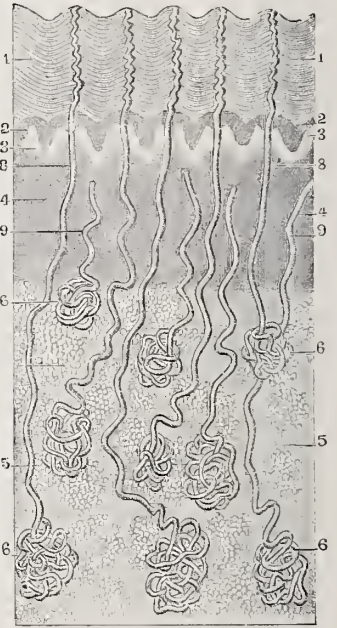
alkaline phosphates. **S., Bloody**, purpura affecting the sweat-glands. See *Hematidrosis*. **S., Blue**, perspiration which has a blue color; it is thought by some to be due to oxidation of the colorless indican secreted in the sweat. **S., Cold**, perspiration accompanied by coldness of the surface of the body. **S., Colored**. See

*Chromidrosis*. **S., Critical**, the profuse perspiration which occurs at the crisis of a febrile disease. **S., Diaphoretic**. See *S., Cold*. **S.-eczema**, eczema seborrhoicum. **S.-glands**, the small, lobular, reddish

bodies situated in the true skin and subcutaneous areolar tissue. Each consists of a convoluted tube from which the excretory duct passes outward through the skin. In its passage through the epidermis the duct is more or less spiral. **S., Green**, sweat having a bluish or green-



TRANSVERSE SECTION OF THE SECRETORY PART OF A SWEAT-GLAND FROM THE AXILLA. Magnific. a. Nuclei of unstriated muscle. (From Stirling.)



SWEAT-GLANDS FROM THE PALM OF THE HAND  $\times 20$ .

1. Horny layer of epidermis 2. Rete mucosum. 3. Papillary layer. 4. Dermis, or true skin. 5. Subcutaneous cellular tissue. 6, 8, 9. Sudoriparous, or sweat-glands.

ish color, seen mainly in copper-workers, and due to copper taken into the system by the inhalation of particles or fumes, or with food and drink (*Crocker*). **S.-house**, a room or inclosure furnished with apparatus for subjecting the occupant to the sudorific effects of steam; achiculum. **S., Night**, drenching perspiration occurring at night or whenever the patient sleeps, as in the course of pulmonary tuberculosis. **S., Phosphorescent**, a very rare peculiarity of the sweat, in which it becomes phosphorescent; it has been observed in some cases of miliaria and after eating phosphorescent fish. The phosphorescence is thought to be due to bacilli (*Crocker*). **S., Red**, a peculiar red perspiration noted in the axillas and genital region, and due to microorganisms which have developed in the hairs of these warm, moist parts.

**Sweating** (*swet'-ing*) [ME., *swette*, sweat]. The excretion of the contents of the sudoriferous glands in sensible quantities. **S. Fever**, or *S. Sickness*. See *Miliaria* and *Fever*, *Miliary*. **S., Morbid**, hyperidrosis. **S., Unilateral**, sweating on one side of the body, due usually to disease of the nervous system and often to the pressure of thoracic growths upon the sympathetic.

**Swedish** (*swet'-dish*) [D., *Zweedsch*, Swedish]. Pertaining to Sweden. **S. Green**. Same as *Rinnmann's Green*. **S. Movements**, certain scientific movements intended to exercise and develop the human body. They were originated by Ling, a Swede, in the early part of the nineteenth century. *Passive movements* are such as are applied to the patient without his assistance; *active movements* are performed by the patient;



*concentric movements* are performed by the patient, while the operator or some other power resists; *ex-centric movements* are performed by some power outside of the patient while he resists. **S. System.** See *Ling's System*.

**Sweeny** (*swee'-ne*) [origin obscure]. A wasting, or shrinkage, of the shoulder-muscles of the horse, generally due to some lameness of the foot or fore-leg; it is also called *swinney*.

**Sweet** (*sweet*) [ME., *sweete*, sweet]. A quality of taste of which sugar and honey furnish examples. **S.-bread**, the true sweet-bread, regarded by gourmets as a great delicacy, is the thymus gland of the calf, found occasionally persistent, but as a rule only present in the fetus and young calf, at the ventral side of the trachea, partly without and partly within the chest, between the layers of the anterior mediastinum. It is elongated, of a grayish-white color, and lobulated on its surface. It is commonly known amongst butchers as the "throat-bread." The pancreas is vulgarly termed the "gut-bread" or "belly sweet-bread," and is the article which would be supplied in the great majority of cases by butchers asked for the sweet-bread. See *Pancreas*. **S. Centaury.** See *Cacalia*. **S.-b., Chest**, the thymus gland. **S. Cicely**, the root of *Osmorrhiza longistylis*. An aromatic stomachic, carminative, and expectorant. Dose of the fld. ext. ʒj-ij. Unof. **S. Fern**, the leaves and tops of *Comptonia asplenifolia*. It is astringent, carminative, and alterative. Dose of the fld. ext. ʒss-ij. Unof. **S. Flag.** See *Calamus*. **S. Gale**, the bark of *Myrica gale*. Astringent and stimulant. Dose of the fld. ext. mʒ-ʒss. Unof. **S. Gum**, the bark of *Liquidambar styraciflua*. Tonic and astringent. A popular domestic remedy in diarrhea. Dose of the fld. ext. ʒss-j. The balsam exuding from the tree is much used as a corrigent of fetid breath. Unof. **S. Niter**, sweet spirit of niter, spiritus aetheris nitrosi. **S.-oil.** See *Olive*, *Oleum*. **S.-scented Water-lily.** See *Nymphaea odorata*. **S. Shrub.** See *Calycanthus*. **S. Sumach.** See *Rhus aromatica*. **S. Wine.** See *Wines*. **Swell** (*swel*) [ME., *swellen*, to swell]. To grow in bulk; to puff out. **S.-bodies** (*Schwellkörper*), Zuckerkandl's term for the venous plexuses found over the turbinate bodies.

**Swelled** (*sweld*) [ME., *swellen*, to swell]. Swollen. **S. Head.** Synonym of *Actinomyces*.

**Swelling** (*swell'-ing*) [ME., *swellen*, to swell]. Any morbid enlargement, inflation, tumor, or protuberance. **S., Albuminous**, cloudy swelling. **S., Blennorrhagic** (*of the knee*), the enlargement of the knee which occurs in gonorrheal synovitis. **S., Cloudy**, a swelling of cells due to disturbed nutrition (Virchow). **S., Glassy**, amyloid degeneration. **S., Lacteal**, a swelling of the breast due to obstruction of the lacteal ducts. **S., White**, a disease of the bones which causes them to dilate as if distended by pressure from within. A tumor, usually of the wrist or ankle, due to caries; hydrarthrosis.

**Swertia** (*swert'-te-ah*). See *Chirata*.

**Swim-bladder**, or **Swimming-bladder.** See *Pneumatophore*.

**Swimmeret** (*swim-er-et'*) [AS., *swimman*, to swim]. In biology, one of the abdominal or swimming limbs of a crustacean.

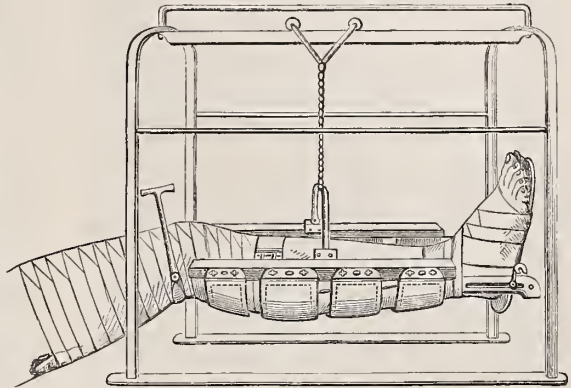
**Swimmers' Cramp.** See *Cramp*.

**Swimming-bell** (*swim'-ing-bel*). See *Nectophore*.

**Swine** (*swin*) [ME., *swine*, a pig]. A pig. **S.-bread**, the *Tuber cibarium*, an edible plant allied to lycopersicon or puff-ball. **S.-cress**, nasturtium, or water-

cress. **S.-fever.** See *Hog-cholera*. **S.-plague**, an infectious disease of swine, appearing in more or less extensive epizootics, in which usually most of the animals exposed to the infection succumb. It is due to specific bacteria, and is localized in the lungs, giving rise to pneumonia and pleurisy, with secondary involvement of the digestive tract; hence, it is not readily distinguished from hog-cholera. See *Bacillus of Swine-plague*, under *Bacteria*, *Synonymatic Table of*. **S.-pox**, a disease of swine characterized by inflammatory tubercles on the legs and thighs.

**Swing, Salter's**, an apparatus consisting of a cradle that moves on wheels along a horizontal bar on an



SALTER'S SWING.

iron framework; it is used in the treatment of fractures of the lower extremity.

**Swinney** (*swin'-e*). See *Sweeny*.

**Swiss Tapeworm.** The *Bothriocephalus latus*. See *Parasites (Animal)*, *Table of*.

**Swoon.** See *Syncope*.

**Sycephalus** (*si-sef'-al-us*) [σύν, with; κεφαλή, head]. A double monster having two incomplete heads joined together.

**Sychnocarpous** (*sik'-no-kar'-pus*) [συχνός, many; καρπός, fruit]. In biology, capable of producing fruit many times without perishing.

**Sychnuresis** (*sik'-nu-re'-sis*) [συχνός, long; οὔρον, urine]. Preternaturally slow discharge of urine.

**Sycoma** (*si-ko'-mah*) [σύνκον, a fig; pl., *Sycomata*]. A condyloma, or wart; a condition characterized by warty or fig-like excrescences on the soft tissues of the body, as the eyelids, tongue, anus, or genitals.

**Syconium** (*si-ko'-ne-um*) [σύνκον, a fig; pl., *Syconia*]. In biology, the peculiar multiple fruit of the fig, which consists of a fleshy, hollow receptacle containing numerous achenium-like fruits.

**Sycosis** (*si'-ko'-sis*) [σύνκον, a fig]. *Lichen menti*; *Sycosis non-parasitica*; *Mentagra*; *Folliculitis barbæ*; *Ficosis*; *Acne mentagra*; an inflammatory, generally chronic, disease, which affects the hair-follicles, particularly of the beard, and due to microbic infection. It is characterized by papules, pustules, and tubercles, perforated by hairs, together with infiltration of the skin and with crusting. More or less scarring and permanent baldness result in long-continued cases.

**S., Bacillogenic**, a variety of so-called "non-parasitic" sycosis, ascribed by Tommasoli to the *Bacillus sycosiferus fetidus*. See *Bacteria*, *Synonymatic Table of*. **S. barbæ.** Sycosis of the beard. **S. capillitii**: 1. Dermatitis papillaris capillitii, of Kaposi; *S. frambesiformis*, of Hebra; *acne koeloid*, of Bazin. 2. Kerion. 3. Pustular eczema of the scalp. **S.,**

**Coccogenic**, the so-called "non-parasitic" sycosis which is caused by an organism belonging to the schizomycetes (Unna). **S. contagiosa**. See *S. parasitaria*. **S. frambæsiiformis**. See *Dermatitis papillaris capillitii*. **S., Hypertrophic**. See *S., Keloid*. **S., Hyphogenic**, **S., Hyphomycetous**, *S. parasitaria*, of Unna; tinea sycosis, the inflammation excited by the *Trichophyton tonsurans*. **S., Keloid**, sycosis in which keloid degeneration occurs in the cicatrices resulting from the follicular inflammation (Milton). Also called *Ulerythema sycosiforme* (Unna). **S., Lupoid**. See *S., Keloid*. **S. mentagra**. See *S. barbæ*. **S., Non-parasitic**, sycosis due to the presence of coccogenic organisms. See *S., Coccogenic*. **S. non-parasitica**. See *S., Coccogenic*. **S. palpebræ marginalis**, sycosis affecting the edge of the eyelids. **S. parasitaria**, **S. parasitica**, barbers' itch; a disease of the hair-follicles, usually affecting the region covered by the beard, and due to the presence of the *Trichophyton tonsurans*. See *S., Hyphogenic*. **S., Parasitic**. See *S. parasitaria*. **S., Schizomycetic**. See *S., Coccogenic*.  
**Sycum** (*si'-kum*). See *Ficus*.  
**Sydenham's Chorea**. See *Chorea* and *Diseases, Table of*. **S.'s Disease**, chorea. **S.'s Laudanum**. See *Opii (Vinum)*.  
**Syderatio** (*sid-er-a'-she-o*). See *Sideratio*.  
**Syphilis** (*si-f'-il-is*). A mode of spelling *Syphilis*, *q. v.*  
**Syggignoscism** (*sig-jig'-no-sizm*) [*σύν*, together; *γινώσκειν*, to know]. The agreeing of one mind with another mind. A synonym of *Hypnotism*.  
**Syggignosticism** (*sig-jig-nos'-tis-izm*). See *Syggignoscism*.  
**Syllabic Utterance**. Scanning speech, observed in insular sclerosis; the words are enunciated slowly and separately, and there may be a staccato accentuation of individual syllables.  
**Syllable-stumbling** (*sil'-ab-l-stum'-bling*). A form of dysphasia wherein each sound and syllable can be distinctly uttered, but the word as a whole is spoken with difficulty. It occurs in parietic dementia.  
**Syllabus** (*sil'-ab-us*) [*σύλλαβος*, a collection]. A compendium containing the heads of a discourse; the main propositions of a course of lectures; an abstract.  
**Syllepsiology** (*sil-lep-se-ol'-o-je*) [*σύνληψις*, a putting together; *λόγος*, science]. The physiology of conception.  
**Syllepsis** (*sil-ep'-sis*) [*σύνληψις*]. Conception, or impregnation.  
**Sylvester's Method**. See *Artificial Respiration*.  
**Sylvestrene** (*sil-vest'-trēn*) [*silvestris*, belonging to a wood],  $C_{10}H_{16}$ . A substance that occurs in Swedish and Russian turpentine-oil, and may be obtained pure by digesting its hydrochlorid with anilin. It boils at 175-178° C.  
**Sylvestris** (*sil-vest'-tris*). See *Silvestris*.  
**Sylvian** (*sil'-ve-an*) [after *Sylvius*]. Relating to the anatomist Jacques Dubois, Latinized *Sylvius* (1478-1555). **S. Artery**, the middle cerebral artery, lying in the fissure of Sylvius. **S. Convolution**. See *Convolutions, Table of*. **S. Fossa**, the depression at the side of the fetal cerebrum where the insula is subsequently formed.  
**Sylvius, Aqueeduct of**. See *Aqueeduct*. **S., Fissure of**. See *Fissures, Table of*.  
**Sym-** (*sim-*). An euphonic form of *Syn*.  
**Symbion**, **Symbiont** (*sim'-be-on*, *sim'-be-out*) [*σύν*, along with; *βίος*, a life]. In biology, either of two organisms living in intimate association; a commensal.  
**Symbiosis** (*sim-bi-o'-sis*) [*σύν*, along with; *βίος*, a life]. In biology, the intimate association of two

living organisms, not parent and offspring, male and female, or parasite and host. Commensalism.  
**Symblepharon** (*sim-blef'-ar-on*) [*σύν*, together; *βλέφαρον*, the eyelid]. The abnormal adhesion of the eyelids to the eyeball in consequence of burns, wounds, etc. **S., Anterior**, symblepharon of the anterior part of the conjunctival sac, in which the adhesion extends from the lid to the eyeball in such a manner as to admit of the passage of a sound between the two parts. **S., Posterior**, symblepharon of the peripheral part of the conjunctival sac. **S., Total**, symblepharon affecting the entire extent of the eyelid.  
**Symblepharosis** (*sim-blef-ar-o'-sis*) [*σύν*, with; *βλέφαρον*, eyelid]. Adhesion of the eyelids to the globe of the eye or to each other.  
**Symbol** (*sim'-bol*) [*σύμβολον*, a pledge]. A sign or character denoting an idea. The following are commonly employed in medicine: **R**, Recipe, take of; **℥**, Scruple; **ʒ**, Dram; **℥ʒ**, Fluidram; **℥**, Ounce; **℥ʒ**, Fluidounce; **℥**, Minim. See, also, *List of Abbreviations*, p. x.  
**Symboleusis** (*sim-bo-lu'-sis*). Synonym of *Consultation*.  
**Symbolism** (*sim'-bol-izm*) [*σύμβολον*, a symbol]. The delusional or hallucinational interpretation of all events or objects as having a mystic significance; a habit not uncommon in certain forms of insanity.  
**Syme's Operation**. Amputation at the ankle-joint, the malleoli being sawn through, and a flap made with the skin of the heel. See *Operations, Table of*.  
**Symele** (*sim'-el*). See *Symelus*.  
**Symelus** or **Symmelus** (*sim'-el-us*) [*σύν*, together; *μέλος*, limb]. A species of single autositic monsters "characterized by imperfect development of the pelvis and lower extremities; by atresia ani et urethræ; by more or less intimate fusion of the lower extremities, and by a twisting of the lower limbs so that the femurs are united by the external condyles, the legs by the fibulæ, and the feet, if they exist, by the fibular edge and little toes, so that the heels look forward."  
**Symmelic** (*sim-el'-ik*) [*σύν*, together; *μέλος*, limb]. Characterized by a coalition of the limbs.  
**Symmelus** (*sim'-el-us*). See *Symelus*.  
**Symmetric**, **Symmetrical** (*sim-el'-rik*, *sim-el'-rik-al*) [*σύν*, together; *μέτρον*, a measure]. Pertaining to, governed by, or exhibiting symmetry. **S. Gangrene**. See *Sphaceloderma*.  
**Symmetry** (*sim'-et-re*) [*σύν*, together; *μέτρον*, measure]. In anatomy, a harmonious correspondence of parts; also the relation of homologous parts at opposite sides or ends of the body. In pathology, the theory that constitutional diseases affect both lateral halves of the body impartially.  
**Sympatheoneuritis** (*sim-path-e-o-nu-ri'-tis*) [*συμπάθεια*, sympathy; *νεῖρον*, nerve; *ιτις*, inflammation]. Inflammation of the sympathetic nerve.  
**Sympathetic** (*sim-path-el'-ik*) [*συμπαθητικός*, sympathetic]. Effecting consentaneous activity or sympathy. **S. Bubo**. See *Bubo*. **S. Inflammation**, or **Irritation**, affection of an organ arising by reflex action, infection, or other unknown way, synchronous or following similar affections of other organs. **S. Nerve**, or **Nervous System**, a series of ganglia connected by commissural fibers, upon each side of the vertebral column from the base of the skull to the coccyx. It may be also traced into the head. It gives origin also to numerous plexuses, ganglia, etc. See *Plexus* and *Ganglia*; also p. 848. **S. Ophthalmitis**, inflammation of the uveal tract of an eye arising subsequent to some injury or affection of the other eye. The eye first affected is called the exciting eye, or *excitor*, the other the *sympathizer*. The inflammatory period may be



preceded by *sympathetic irritation*, in which there is lachrymation, photophobia, etc. Removal of the excitator is the treatment usually prescribed.

**Symphatheticus** (*sim-path-et'-ik-us*). See *Sympathetic Nerve*.

**Sympathetiplex** (*sim-path-et'-ip-leks*) [συμπάθεια, sympathy; *plexus*, plexus]. A sympathetic plexus.

**Sympathic** (*sim-path'-ik*). Synonym of *Sympathetic*.

**Symphathizer** (*sim'-path-i-zer*). See *Sympathetic Ophthalmitis*.

**Sympathy** (*sim'-path-e*) [σύν, together; πάθος, suffering]. In pathology, the mutual relation between parts or organs more or less distant, shown in the translation of a morbid condition from an affected to an unaffected organ. A meaningless term for the facts of reflex neuroses, metastasis, secondary infection, etc.

**Sympelmous** (*sim-pel'-mus*) [σύν, together; πέλμα, the sole of the foot]. In biology, having the deep plantar tendons united.

**Sympetalous** (*sim-pet'-al-us*) [σύν, together; πέταλον, leaf]. In biology, the same as gamopetalous.

**Sympexion** (*sim-peks'-e-on*) [augmented form of *Sympexis*: pl., *Sympexia*]. A sympexis.

**Sympexis** (*sim-peks'-is*) [σύνπexis]. A concretion found in the vessels or crypts of certain glands, especially the thyroid and lymphatic, the prostate, and in the vesiculæ seminales.

**Symphora** (*sim'-fôr-ah*). Synonym of *Congestion*.

**Symphorema** (*sim-for-e'-mah*) [σύν, together; φορεῖν, to bear]. The state of being congested.

**Symphoresis** (*sim-for-e'-sis*) [σύν, together; φορεῖν, to bear]. Congestion, or a congestive process.

**Symphoricarpous** (*sim-for-ik-ar'-pus*) [σύν, together; φορεῖν, to bear; καρπός, fruit]. In biology, bearing clustered fruits.

**Symphyantherous** (*sim-fe-an'-ther-us*) [σύν, together; φέσθαι, grow; άνθηρ, flower]. Same as *Synantherous*.

**Symphycarpous** (*sim-fik-ar'-pus*) [σύν, together; καρπός, fruit]. In biology, having confluent fruits.

**Symphynote** (*sim'-fi-nôt*) [συνφύειν, to grow together; νῶτον, the back]. In biology, applied to such bivalve molluscs (*Unio*) as have the valves soldered together at the hinge.

**Symphyogenesis** (*sim-fe-o-jen'-es-is*) [συνφύειν, to grow together; γένεσις, generation]. In biology, the union of previously separated parts.

**Symphyogenetic** (*sim-fe-o-jen-el'-ik*) [συνφύειν, to grow together; γένεσις, generation]. Pertaining to symphyogenesis.

**Symphyostemonous** (*sim-fe-o-stem'-o-nus*) [συνφύειν, to grow together; στήμων, a thread]. See *Monadelphous*.

**Symphyseal** (*sim-fiz'-e-al*) [σύνφυσις, symphysis]. Pertaining to a symphysis.

**Symphyseotomy** (*sim-fiz-e-ot'-o-me*). See *Symphysiotomy*.

**Symphysial** (*sim-fiz'-e-al*). Same as *Symphyseal*.

**Symphysic** (*sim-fiz'-ik*). Same as *Symphyseal*. See also *Teratism*.

**Symphysion** (*sim-fiz'-e-on*) [σύνφυσις]. See *Cranio-metric Points*.

**Symphysiotome** (*sim-fiz'-e-o-tôm*) [σύνφυσις, symphysis; τομή, cutting]. A cutting instrument used in pubic symphysiotomy.

**Symphysiotomy** (*sim-fiz-e-ot'-o-me*) [σύνφυσις, symphysis; τομή, a cutting]. The operation of separating the bones forming a symphysis by division of the connecting tissues. Synonymous with *S., Pubic*. **S., Pubic**, the operation of cutting through the pubic symphysis for the purpose of increasing the conjugate diameters of the pelvic canal.

**Symphysis** (*sim'-fiz-is*) [σύν, together; φέειν, to grow]. The coalescence or junction of bones, usually of symmetric bones in the median line, as *S. pubis* and *S. of the jaw*. **S., Pubic**, the line of union of the two pubic bones. **S., Sacro-coccygeal**, the sacro-coccygeal articulation. **S., Sacro-iliac**, the union between the sacrum and the ilium.

**Symphysodactylia** (*sim-fiz-o-dak-til'-e-ah*). Synonym of *Syndactylism*.

**Symphysopsia** (*sim-fiz-ops'-e-ah*). Synonym of *Cyclophía*.

**Symphysoskelia** (*sim-fiz-o-skel'-le-ah*) [σύν, together; φέειν, to grow; σκελός, leg]. The condition in which the lower extremities are united.

**Symphysotomy** (*sim-fiz-ot'-o-me*). Synonym of *Symphysiotomy*.

**Symphytrotomy** (*sim-fit-rot'-o-me*) [σύνφυσις, symphysis; ἦτρον, pelvis; τομή, section]. Pelvic section through the symphysis pubis; pubic symphysiotomy.

**Sympiesis** (*sim-pi'-e'-sis*) [σύν, together; πίεσις, a squeezing]. A pressing together of parts.

**Symplast** (*sim'-plast*). Synonym of *Plasmodium*.

**Symplectic** (*sim-plek'-tik*) [σύν, together; πλέκειν, to twine, weave]. A bone connecting the hyo-mandibular bone above with the quadrate bone below in certain vertebrates (*fishes*); also called *mesotympanic*.

**Symplectomerēs** (*sim-plek'-to-mērs*) [σύνπλεκος, entwined together; μέρος, a part]. In biology, the collective name applied by Dujardin to sarcoderm organisms.

**Symplocium** (*sim-plô'-se-um*) [σύνπλεκος, entwined]. In biology, the band of thick-walled cells in the sporangium of most ferns; the *annulus*.

**Sympode** (*sim'-pôd*). Same as *Symphodium*.

**Sympodia** (*sim-pô-de-ah*) [σύν, together; πούς, foot]. The condition in which the lower extremities are united.

**Sympodial** (*sim-pô-de-al*) [σύν, with; πούς, foot]. Pertaining to a sympodium.

**Symphodium** (*sim-pô-de-um*) [σύν, with; πούς, foot: pl., *Sympodia*]. In biology, a stem which consists of a series of secondary stems or axes which have arisen as branches one from another, as in the grape-vine, the tomato, the linden, etc. See *Pseudaxis*.

**Symptom** (*simp'-tom*) [σύμπτωμα, a coincident happening]. That change or phase which occurs synchronously with a disease and serves to point out its nature and location. See *Signs and Symptoms, Table of*. **S.-complex**, the ensemble of symptoms of a disease. **S., Direct**, one depending directly upon disease. **S., Dissociation**. See *Dissociation-symptom*. **S.-grouping**. Same as *S.-complex*. **S., Indirect**, one only indirectly due to disease. **Ss., Labyrinthine**, a group of symptoms due to lesion or disease of the internal ear. **S., Negatively Pathognomonic**, one which never occurs in a certain disease and therefore by its presence shows the absence of that disease. **S., Objective**, one observed by the physician. **S., Passive**. See *S., Static*. **S., Pathognomonic**, a symptom which exhibits itself only in a certain disease and therefore undeniably proves its presence. **Ss., Physical**, the physical signs of morbid conditions. **S., Rosenbach's**, loss of the abdominal reflex. **S., Static**, a symptom which indicates the condition in a single organ without reference to the rest of the body. **S., Subjective**, that observed only by the patient. **Ss., Sympathetic**, symptoms for which no adequate cause can be given other than so-called sympathy.

**Symptomatic** (*simp-to-mat'-ik*) [συμπτωματικός, symph-

- tomatic*]. Having the nature of a symptom, that which may be interpreted as a symptom. That which may be a symptom of another affection; opposed to idiopathic.
- S. Anthrax**, an epidemic, infectious disease of cattle, also called "Black-leg" and "Quarter-evil." See *Bacillus chauvæi* in *Table of Bacteria*, and *Black-leg*.
- S. Fever**, the febrile symptoms of a disease.
- Symptomate** (*simp'-to-mat-iz*) [σύμπτωμα, symptom]. To show symptoms of.
- Symptomatology** (*simp-to-mat-og'-ra-fe*) [σύμπτωμα, symptom; γράφειν, to write]. A written or printed description of symptoms.
- Symptomatologic** (*simp-to-mat-o-loj'-ik*) [σύμπτωμα, symptom; λόγος, science]. Pertaining to symptomatology.
- Symptomatology** (*simp-to-mat-ol'-o-je*) [σύμπτωμα, symptom; λόγος, treatise]. The sum of what is known of the nature, purport, and interpretation of symptoms.
- Symptomology** (*simp-to-mol'-o-je*). Same as *Symptomatology*.
- Symptosis** (*simp-to'-sis*) [συμπίπτειν, to fall together]. Wasting; emaciation; collapse.
- Sympus** (*sim'-pus*) [σύν, together; πούς, foot]. A vice of development consisting in coalescence of the lower limbs; a siren monster. There may be but one foot (*S. monopus*), or two (*S. dipus*), or the feet may be represented only by toes (*S. apus*).
- Syn-** (*sin-*) [σύν, together]. A prefix, signifying *with* or *together*.
- Synacmic** (*sin-ak'-mik*) [σύν, with; ακμή, prime]. Pertaining to synacmy.
- Synacmy** (*sin-ak'-me*) [σύν, with; ακμή, prime]. In biology, having the stamens and pistils ripen at the same time, as distinguished from *heteracmy*. Cf. *proterandry*, and *proterogyny*. Also called *synanthesis*.
- Synactic** (*sin-ak'-tik*) [συνακτικός, brought together]. Accumulative.
- Synadelphus** (*sin-ad-ell'-fus*) [σύν, with; ἀδελφός, brother]. A monster having eight limbs with but one head and trunk.
- Synæsthesia** (*sin-es-thel'-ze-ah*). See *Synesthesia*.
- Synagogue** (*sin'-ag-og*). Synonym of *Contraction*.
- Synalgia** (*sin-al'-je-ah*) [σύν, together; ἄλγος, pain]. Pain felt in a distant part from an injury or stimulus to another part of the body.
- Synanatomosis** (*sin-an-as-to-mo'-sis*) [σύν, with; anastomosis]. The joining of several blood-vessels.
- Synanche** (*si-naug'-ke*). Synonym of *Diphtheria*.
- Synangium** (*sin-au-je'-um*) [σύν, together; ἄγγειον, vessel; pl., *Synangia*]. An arterial axis, or trunk.
- Synanthema** (*sin-an'-them-ah*) [συνανθεῖν, to blossom together]. In dermatology, a group of efflorescences on the skin.
- Synantherous** (*sin-an'-ther-us*) [σύν, together; anther, anther; from ἄνθειν, to bloom]. In biology, the same as syngenesious. Stamens coalescent by their anthers.
- Synanthesis** (*sin-an-thel'-sis*) [σύν, with; ἄνθησις, the full bloom of a flower]. See *Synacmy*.
- Synanthous** (*sin-an'-thus*) [σύν, with; ἄνθος, a flower]. In biology, (a) exhibiting synanthly; (b) having flowers and leaves at the same time, as distinguished from *proteranthis* and *hysteranthis*.
- Synanthrose** (*sin-an'-throz*) [σύν, together; ἄνθηρ, anther],  $C_{12}H_{22}O_{11}$ . A sucrose found in rye and the roots of certain plants. It has no action on polarized light.
- Synanthly** (*sin-an'-the*) [σύν, with; ἄνθηρ, an anther]. In biology, the abnormal coalescence of two or more flowers.
- Synaphipod** (*sin-af'-ip-od*) [συναφής, continuous, con-
- nected; πούς, foot]. In biology, Bates' term for the *palp* of a crustacean.
- Synaphymenitis** (*sin-af-i-men-it'-tis*) [συναφή, connection; ὑμὴν, a membrane; ιτις, inflammation]. A former synonym for conjunctivitis.
- Synaptase** (*sin-af'-taz*). See *Emulsin* and *Amygdalin*.
- Synaptacula** (*sin-ap-tik'-u-lah*) [συναπτός, joined together; pl., *Synapticule*]. In biology, one of the cross-bars connecting the septa in certain corals.
- Synarthrodia** (*sin-ar-thro'-de-ah*). See *Synarthrosis*.
- Synarthrodial** (*sin-ar-thro'-de-al*) [σύν, together; ἄρθρον, a joint]. Of the nature of a synarthrosis; belonging to a synarthrosis.
- Synarthrosis** (*sin-ar-thre'-sis*). Synonym of *Con-gestion*.
- Synarthrosis** (*sin-ar-thro'-sis*) [σύν, together; ἄρθρον, joint]. A form of articulation in which the bones are immovably bound together (without any intervening synovial cavity). The various forms are: *Sutura*, in which the processes are interlocked; *Schindylesis*, in which a thin plate of one bone is inserted into a cleft of another, and *Gomphosis*, in which a conic process is held by a socket.
- Syncampe** (*sin-kam'-pe*) [συγκαμή, A. A freely movable joint.
- Syncanthus** (*sin-kan'-thus*) [σύν, with; καθός, canthus]. An obsolete term for abnormal union of the orbital margin and the ocular conjunctiva.
- Syncarp** (*sin'-karph*) [σύν, together; καρπός, fruit]. In biology, a multiple fruit.
- Syncarpium** (*sin-kar'-pe-um*). Same as *Syncarp*.
- Syncarpous** (*sin-kar'-pus*) [σύν, together; καρπός, fruit]. Having the character of a syncarp.
- Syncausis** (*sin-kaw'-sis*). Synonym of *Combustion*.
- Syncephalus** (*sin-sef'-al-us*) [σύν, together; κεφαλή, head]. A double monstrosity with the two heads fused into one.
- Syncerebral** (*sin-ser'-e-bral*) [σύν, together; cerebrum, cerebrum]. Pertaining to a syncerebrum.
- Syncerebrum** (*sin-ser'-e-brum*) [σύν, together; cerebrum, cerebrum]. A compound brain.
- Synchilia**, **Syncheilia** (*sin-ki'-le-ah*) [σύν, together; χεῖλος, lip]. Atresia of the lips.
- Synchiral** (*sin-ki'-ral*) [σύν, with; χεῖρ, hand]. Harrison Allen's term for the movement in which the right and left foot of a single pair move together, as in the gallop of a horse.
- Synchysis** (*sin'-kis-is*). See *Synchysis*.
- Synchiton** (*sin'-kit-on*). Synonym of *Conjunctiva*.
- Synchitonitis** (*sin-kit-on-i'-tis*). Synonym of *Conjunctivitis*.
- Synchondrosial** (*sin-kon-dro'-ze-al*) [σύν, with; χόνδρος, cartilage]. Pertaining to a synchondrosis.
- Synchondrosis** (*sin-kon-dro'-sis*) [σύν, together; χόνδρος, a cartilage]. A union by an intervening growth of cartilage. **S.**, **Pubic**. See *Symphysis*, **Pubic**. **S.**, **Sacro-coccygeal**. See *Symphysis*, **Sacro-coccygeal**. **S.**, **Sacro-iliac**. See *Symphysis*, **Sacro-iliac**.
- Synchondrotomy** (*sin-kon-drot'-o-me*) [σύν, together; χόνδρος, cartilage; τέμνειν, to cut]. A division of the cartilage uniting bones, especially of the symphysis pubis.
- Synchopexia** (*sin-ko-peks'-e-ah*). Same as *Tachycardia*.
- Synchronism** (*sin'-kro-nizm*) [σύν, with; χρόνος, time]. Concurrence in time of two or more events.
- Synchronous** (*sin'-kro-nus*) [σύν, together; χρόνος, time]. Occurring contemporaneously, or at the same interval.
- Synchysis** (*sin'-kis-is*) [σύνχυσις, a mixing together]. *Synchysis scintillans*; the presence of clouds of bright, shining particles in the vitreous humor of the eye.



As the eye moves from side to side these particles (crystals of tyrosin or cholesterin) look like showers of bright, shining gold or silver scales, which move with the eye. They occur more frequently in persons beyond middle life.

**Synclipsis** (*sin-kli'-sis*). Synonym of *Occlusion*.

**Synclinal** (*sin-kli'-nal*) [*σύν*, together; *κλίνειν*, to bend]. Bending or inclining in the same direction.

**Synclisis** (*sin'-klis-is*). Same as *Synclitism*.

**Synclitic** (*sin-kli'-ik*) [*συνκλίτης*, leaning together]. Exhibiting or characterized by synclitism.

**Synclitism** (*sin'-kli-izm*) [*συνκλίτης*, bending together]. A condition marked by parallelism or similarity of inclination; parallelism between the pelvic planes and those of the fetal head.

**Synclonus** (*sin'-klo-nus*) [*σύν*, with; *κλονος*, great agitation]. A genus of diseases, including those characterized by tremulous motion. Also, any abnormal, tremulous, muscular motion, as that of chorea. **S. ballismus**, paralysis agitans. **S. tremens**, general tremor.

**Syncopal** (*sin'-ko-pal*) [*συνκοπή*, a cutting short]. Pertaining to, characterized by, or of the nature of syncope.

**Syncope** (*sin'-ko-pe*) [*συνκοπή*, a cutting short]. A swooning or fainting. A partial or complete temporary suspension of the functions of respiration and circulation. **S. anginosa**. Synonym of *Angina pectoris*. **S., Laryngeal**, laryngeal vertigo. **S., Local**, sudden pallor and insensibility of a part.

**Synoptic** (*sin-kop'-ik*) [*συνκοπή*, a cutting short]. Of the nature of syncope; syncopal.

**Synoptic** (*sin-kop'-tik*) [*συνκοπτικός*, cut short]. Pertaining to, having the nature of, or causing syncope.

**Syncotyledonous** (*sin-kot-il-e'-do-nus*) [*σύν*, together; *κοτύληδών*, any cup-shaped hollow]. In biology, characterized by coalescent cotyledons.

**Syncranian** (*sin-kra'-ne-us*) [*σύν*, with; *κρανίον*, skull]. The superior maxilla.

**Syncranterian** (*sin-kran-te'-re-an*) [*σύν*, together; *κραντήρες*, the wisdom-teeth]. In biology, applied to such serpents as have the posterior teeth forming a continuous row with the anterior.

**Syncretism** (*sin'-kre-tizm*) [*συνκρητίζειν*, to combine]. The blending of various tenets or theories into one.

**Synclisis** (*sin'-kris-is*) [*συνκρίνειν*, to coagulate]. Coagulation or solidification of one or more liquids.

**Synclitic** (*sin-krit'-ik*). Synonym of *Astringent*.

**Syncytial** (*sin-sil'-e-al*) [*σύν*, together; *κύτος*, a hollow]. Pertaining to a syncytium.

**Syncytium** (*sin-sil'-e-un*) [*σύν*, together; *κύτος*, a cell; *pl.*, *Syncytia*]. In biology, a tissue in which no cell-boundaries can be recognized; a mass of protoplasm with nuclei scattered throughout.

**Syndactyl** (*sin-dak'-til*) [*σύν*, together; *δάκτυλος*, a digit]. Having the adjoining fingers or toes bound together.

**Syndactylia** (*sin-dak-till'-e-ah*). Same as *Syndactylism*.

**Syndactylism** (*sin-dak'-til-izm*) [*σύν*, together; *δάκτυλος*, finger]. Adhesion between fingers or toes; webbed fingers.

**Syndactylous** (*sin-dak'-til-us*). Same as *Syndactyl*.

**Syndectomy** (*sin-dek'-to-me*) [*σύνδεσμος*, ligament; *ἐκτομή*, a cutting out]. See *Peritomy*.

**Syndelphus** (*sin-del'-fus*) [*σύν*, together; *ἀδελφός*, brother]. A monocephalic double monstrosity with a single pelvis, united thoraces, four upper and four lower extremities.

**Sydemnium** (*sin-dem'-ne-un*) [*σύν*, together; *δένειον*, couch, bed]. A peculiar, remarkable, hollow space in the middle of the subumbrella, the "porticus subgenitalis," the "subgenital vestibule," found only

in two families of the *Rhizostomæ* (i. e., *Versurida* and *Crambessida*).

**Syndendrium** (*sin-den'-dre-un*) [*σύν*, together; *δένδριον*, a little tree]. In biology, the thick, flat, quadrate disc, suspended from four stout pillars (*dendrostyles*) and formed of the united trunks of the polypiferous tree of the *Rhizostomæ*.

**Syndesis** (*sin-de'-sis*) [*συνδένειν*, to bind together]. The state of being bound together.

**Syndesmectopia** (*sin-dez-mek-to'-pe-ah*) [*σύνδεσμος*, a bond; *ἐκτόπιος*, out of place]. Ligamentous displacement.

**Syndesmitis** (*sin-dez-mil'-tis*) [*σύνδεσμος*, a ligament; *ιτις*, inflammation]. Inflammation of one or more ligaments. **S. catarrhalis**. Synonym of *Conjunctivitis*, *Catarrhal*.

**Syndesmodiastasis** (*sin-dez-mo-di-as'-tas-is*) [*σύνδεσμος*, ligament; *διάστασις*, separation]. Separation of the ligaments.

**Syndesmodontoid** (*sin-dez-mo-don'-toid*) [*σύνδεσμος*, ligament; *odontoid*]. Formed by the transverse ligament of the atlas and the odontoid process of the axis.

**Syndesmography** (*sin-dez-mog'-ra-fe*) [*σύνδεσμος*, ligament; *γράφειν*, to write]. The structure and descriptive anatomy of the ligaments.

**Syndesmology** (*sin-dez-mol'-o-je*) [*σύνδεσμος*, ligament; *λόγος*, treatise]. The sum of what is known regarding the nature, functions, and diseases of ligaments.

**Syndesmoma** (*sin-dez-mōm'-ah*) [*σύνδεσμος*, ligament; *ῥμα*, tumor]. A new growth containing a large amount of connective tissue.

**Syndesmo-pathia** (*sin-dez-mo-pa'-the-ah*). Synonym of *Desmopathy*.

**Syndesmosis** (*sin-dez-mo'-sis*) [*σύνδεσμος*, ligament]. The articulation of two or more bones by ligaments.

**Syndesmotic** (*sin-dez-mol'-ik*) [*σύνδεσμος*, ligament]. Bound together.

**Syndesmotomy** (*sin-dez-mol'-o-me*) [*σύνδεσμος*, ligament; *τέμνειν*, to cut]. Dissection or section of the ligaments.

**Syndesmus** (*sin-dez'-mus*) [*σύνδεσμος*, ligament]. A ligament.

**Syndrome** (*sin'-drōm*) [*σύν*, together; *δρόμος*, a running]. A word denoting the aggregate symptoms of a disease. See, also, *Symptom-complex*. **S. of Weber**, paralysis of the oculo-motor nerves of one side (that of the cerebral lesion) and of the members, the face, and the hypoglossal nerve of the other side. It is usually due to a lesion limited to the inferior and inner part of the one cerebral peduncle.

**Syndyasmus** (*sin-di-as'-mus*). Synonym of *Copulation*.

**Synechia** (*sin-e-ki'-ah* or *si-ne'-ke-ah*) [*συνέχεια*; *σύν*, together; *ἐχειν*, to hold; *pl.*, *Synechiæ*]. A morbid union of parts. See *Iris*. **Synechiæ pericardii**, adhesions of the pericardium.

**Synechotome** (*sin-ek'-o-tōm*) [*συνέχειν*, to hold together; *τέμνειν*, to cut]. An instrument for the division of adhesions, particularly of the membrana tympani.

**Synechotomy** (*sin-ek-ot'-o-me*) [*συνέχειν*, to hold together; *τέμνειν*, to cut]. The division of synechiæ between the membrana tympani and the inner wall of the tympanum.

**Synedra** (*sin-el'-dra*) [*σύν*, together; *ἔδρα*, seat]. In biology, growing upon the angle of the stem.

**Synedrous** (*sin-el'-drus*) [*σύν*, together; *ἔδρα*, a seat]. Same as *Synedra*.

**Synema** (*sin-el'-mah*) [*σύν*, with; *νήμα*, a thread; *pl.*, *Synemata*]. In biology, the column formed by the united filaments of monodelphous stamens.

**Synencephalia** (*sin-en-sef-a'-le-ah*) [*σύν*, with; *ἐγκέφαλος*, the brain]. The condition of a synencephalus.

**Synencephalocle** (*sin-en-sef'-al-o-sēl'*) [*σύν*, with; *ἐγκέφαλος*, brain; *κῆλη*, a tumor]. An encephalocle arising from abnormal adhesions, probably the result of some intra-uterine inflammation.

**Synencephalus** (*sin-en-sef'-al-us*) [*σύν*, with; *ἐγκέφαλος*, brain]. A monster having two bodies with but a single head.

**Synergia** (*sin-en-ur'-je-ah*). See *Synergy*.

**Synergetic** (*sin-er-jet'-ik*) [*συνεργός*, working together]. Exhibiting synergy; working together.

**Synergic** (*sin-ur'-jik*) [*συνεργός*, working together]. Exhibiting or pertaining to synergy.

**Synergida** (*sin-ur'-jid-ah*) [*συνεργίδας*, working together: *pl.*, *Synergidae*]. In biology, a term applied to the two cells of the egg-apparatus that are associated with the germ-cell in the embryo-sac.

**Synergist** (*sin-ur'-jist*) [*συνεργός*, working together]. A thing or drug which co-operates with another.

**Synergy** (*sin'-ur-je*) [*σύν*, together; *ἐργεῖν*, work: *pl.*, *Synergies*]. In biology, the simultaneous or sympathetic action of different organs.

**Synesthesia** (*sin-es-the'-ze-ah*) [*σύν*, with; *αἴσθησις*, sensation]. A phenomenon consisting in a sensation being felt or located in one part of the body, as the result of an irritation at some remote or distant point.

**Syneurosis** (*sin-u-ro'-sis*). See *Syneurosis*.

**Syngeneous** (*sin-jen-el'-ze-us*) [*σύν*, together; *γένεσις*, generation]. In biology, a term applied to stamens which are united by their anthers.

**Syngensis** (*sin-jen'-es-is*) [*σύν*, together; *γένεσις*, generation]. In biology, generation by means of the combined qualities of both the male and female reproductive bodies, as a doctrine distinguished from *spermism* or the theory of *incasement*, as well as from *epigenesis*.

**Syngenic** (*sin-jen'-ik*). Synonym of *Congenital*.

**Syngignoscism** (*sin-gig'-no-sizm*) [*σύν*, together; *γινώσκειν*, to know]. A term proposed as a synonym of hypnotism, from a prominent symptom, "the agreeing of one mind with another mind."

**Sygonidium** (*sin-go-nid'-e-um*) [*σύν*, together; *γόνοσ*, generation, seed]. In biology, an aggregation of gonidia.

**Synidrosis** (*sin-id-ro'-sis*) [*σύν*, together; *ἰδρώς*, sweat]. Concurrent sweating. The association of perspiration with another condition.

**Synizesis** (*sin-iz-el'-sis*) [*συνίζησις*]. Closure or obliteration of the pupil.

**Synkinesis** (*sin-kin-el'-sis*) [*σύν*, together; *κίνησις*, movement]. Involuntary movement taking place in one part of the body synchronously with or in consequence of a voluntary or reflex movement in another part.

**Synneurosis** (*sin-nu-ro'-sis*). See *Syndesmosis*.

**Synocha** (*sin'-o-kah*). See *Synochus*.

**Synochal** (*sin'-o-kal'*) [*σύνοχος*, continued]. Pertaining to synocha.

**Synochoid** (*sin'-o-koid'*) [*σύνοχος*, continued]. Resembling synochus.

**Synochus** (*sin'-o-kus*) [*σύνοχος*, continuous: *pl.*, *Synochi*]. A fever continuing at a uniform degree for a considerable period. **S. anniversaria**, a fever that returns annually at the same time for several years. **S. ardens**, **S. putris**, typhoid fever. **S. scorbutica**, a fever caused by scurvy.

**Synocil** (*sin'-o-sil'*) [*σύν*, with; *cilium*, lash]. In biology, a cylindric or conic bundle of sensory filaments in certain sponges, possibly having a visual function.

**Synœcious**, **Synecious** (*sin-el'-shus*) [*σύν*, together; *οἰκεῖν*, to live]. In biology, having male and female flowers or organs in one cluster.

**Synonym** (*sin'-o-nim*) [*σύν*, together; *ὄνομα*, a name].

A word which can replace another word without alteration of meaning. In medicine, any variant name by which a disease, an organ, or a part of the body may be known.

**Synonymatic** (*sin-on-im-at'-ik*) [*σύν*, together; *ὄνομα*, a name]. A purer form of *Synonymic*, or *synonymical*, and applied by naturalists to lists of technical names or *onyms*, including the synonyms.

**Synophthalmia** (*sin-off-thal'-me-ah*) [*σύν*, together; *ὀφθαλμός*, eye]. A malformation in which the orbits form a single, continuous cavity. This condition is called, also, *Cyclophia*.

**Synophthalmos** (*sin-off-thal'-mos*). Synonym of *Cyclops*.

**Synophyty** (*sin-off'-it-e*) [*σύν*, together; *φυτόν*, plant]. In biology, the cohesion of two or more embryos in a seed.

**Synopsia** (*sin-ops'-e-ah*) [*σύν*, together; *ὄψ*, eye]. Congenital union of the eyes.

**Synopsis** (*sin-op'-sis*) [*σύν*, together; *ὄψις*, a seeing]. A classified collation. A general view.

**Synorchism** (*sin-or'-kizm*) [*σύν*, together; *ὄρχις*, testicle]. Adhesion or fusion of the two testicles.

**Synoscheos** (*sin-os'-ke-os*) [*σύν*, with; *σχέος*, scrotum]. A condition of adherence between the skin of the penis and that of the scrotum.

**Synosteography** (*sin-os-te-og'-ra-fe*) [*σύν*, together; *ὀστέον*, bone; *γράφειν*, to write]. The descriptive anatomy of the joints.

**Synosteology** (*sin-os-te-ol'-o-je*) [*σύν*, together; *ὀστέον*, bone; *λόγος*, knowledge]. The sum of what is known regarding the joints.

**Synostosis** (*sin-os-te-ol'-sis*). See *Synostosis*.

**Synosteotomy** (*sin-os-te-ol'-o-me*) [*σύν*, together; *ὀστέον*, bone; *τομή*, a cutting]. The dissection of the articulations of bones; anatomy of the joints.

**Synostosed** (*sin'-os-tōsd*) [*σύν*, together; *ὀστέον*, bone]. Joined in bony union.

**Synostosis** (*sin-os-te-ol'-sis*) [*σύν*, together; *ὀστέον*, bone]. Union of fractures or bones by osseous material.

**Synostotic** (*sin-os-tot'-ik*) [*σύν*, together; *ὀστέον*, bone]. Pertaining to or of the nature of synostosis.

**Synotia** (*sin-o'-she-ah*) [*σύν*, together; *ὄτις*, ear]. Union of the ears, as in certain monsters.

**Synotus** (*sin-o'-tus*) [*σύν*, together; *ὄτις*, ear]. A syncephalic monstrosity having the ears fused.

**Synovectomy** (*sin-o-vek'-to-me*). See *Arthrectomy*.

**Synovia** (*sin-o'-ve-ah*) [*σύν*, with; *ὥν*, an egg]. The lubricating fluid secreted within synovial membranes.

**Synovial** (*sin-o'-ve-al*) [*synovialis*; *σύν*, together; *ὥν*, egg]. Pertaining to the synovia. **S. Membrane**. See *Membrane*.

**Synovin** (*sin'-o-rin*) [*σύν*, with; *ὥν*, egg]. The form of mucin found in synovia.

**Synoviparous** (*sin-o-vip'-ar-us*) [*synovia*, synovia; *parere*, to produce]. Producing or secreting synovia.

**Synovitis** (*sin-o-vil'-tis*) [*synovia*, synovia; *ιτις*, inflammation]. Inflammation of a synovial membrane. **S.**, **Chronic Purulent**. Synonym of *Fungous Arthritis*. **S.**, **Chronic Serous**. Synonym of *Hydrarthrosis*. **S.**, **Dry**, synovitis with little if any exudate. **S.**, **Exanthematous**, synovitis produced by the exanthemata. **S.**, **Fibrinous**. See **S.**, **Dry**. **S.**, **Fungous**. Synonym of *Fungous Arthritis*. **S.**, **Gonorrheal**. Synonym of *Rheumatism*, *Gonorrheal*. **S.**, **Lipomatous**, synovitis in which the new-formation undergoes fatty degeneration. **S.**, **Metritic**, a synovitis secondary to uterine infection. **S.**, **Puerperal** synovitis occurring after childbirth, and due to septic infection. **S.**, **Purulent**, synovitis with suppuration. **S.**, **Scarlatinal**, synovitis occurring in an attack of scarlet fever. **S.**, **Syphilitic**, synovitis due to syph-



ilitic inflammation. **S., Tendinous**, inflammation of the synovial sheath surrounding a tendon. **S., Tuberculous**, synonym with deposits of tubercle. **S., Urethral**. Synonym of *Gonorrheal Synovitis*.

**Synplast** (*sin'-plast*) [σύν, together; πλάσσειν, to form, mold]. In biology, a unit or group of protoplasts.

**Synsepalous** (*sin-sep'-al-us*) [σύν, together; *sepalum*, a sepal]. Same as *Gamosepalous*.

**Synspermy** (*sin-sper'-me*) [σύν, together; σπέρμα, seed]. In biology, the union of two or more seeds.

**Syntagma** (*sin-tag'-mah*) [σύνταγμα, that which is put together]. In biology, Pfeiffer's term for a body or aggregation of tagmata. See *Tagma*.

**Syntasis** (*sin'-tas-is*) [σύντασις; συντείνειν, to stretch together]. A stretching, or tension.

**Syntactic** (*sin-tat'-ik*) [συντείνειν, to stretch together]. Pertaining to or characterized by syntaxis.

**Syntaxis** (*sin-taks'-is*) [συντάσσειν, to arrange]. 1. Articulation. 2. Reduction, taxis. 3. A suture.

**Syntecopyra** (*sin-tek-op'-ir-ah*) [συντήκειν, to waste away; πῦρ, fire]. Colliquative fever.

**Syntectic** (*sin-tek'-tik*) [συντηκτικός]. Pertaining to or characterized by syntexis; wasting.

**Syntenosis** (*sin-ten-o'-sis*) [σύν, together; τένων, tendon]. Articulation by means of tendons, as in the human digits.

**Synteresis** (*sin-ter-e'-sis*) [συντήρησις; συντηρεῖν, to guard with]. Preventive treatment, or hygiene; prophylaxis.

**Synteretic** (*sin-ter-et'-ik*) [συντηρητικός, preservative]. Pertaining to prophylaxis, or synteresis; hygienic; preventive.

**Syntexis** (*sin-teks'-is*) [σύντεξις; συντήκειν, to melt together]. A wasting; tabes; phthisis.

**Synthermal** (*sin-ther'-mal*). Same as *Isothermal*.

**Synthesis** (*sin'-the-sis*) [σύνθεσις; σύν, with; τῶναι, to place]. In chemistry, the formation, artificially, of a compound by combining its proximate parts.

**Synthetic** (*sin-thet'-ik*) [σύν, with; τῶναι, to place]. Pertaining to synthesis. Compounded.

**Synthorax** (*sin-tho'-raks*). Synonym of *Thoracopagus*.

**Syntonin** (*sin'-to-nin*) [σύντονος, contracted]. An acid-albumin obtained by the prolonged action of dilute hydrochloric acid upon minced muscle. It is also formed in the stomach during digestion.

**Syntrimma, Syntripis** (*sin-trin'-ah, sin-trip'-sis*). Synonym of *Comminution*.

**Syntrope** (*sin'-tro-p*) [σύν, together; τρέπειν, to turn]. One of a set of *syntropic* parts (opposed to *antitrope*).

**Syntropic** (*sin-trop'-ik*) [σύν, together; τρέπειν, to turn]. Similar, and turned in the same direction (thus the ribs of either side are *syntropic*; those of opposite sides are *antitropic*).

**Syntropy** (*sin'-tro-pe*) [σύν, together; τρέπειν, to turn]. In biology, Wilder's term for the morphotropic relation between parts upon the same side of a structural plane.

**Synulosis** (*sin-u-lo'-sis*) [συνουλώσις; οὐλή, scar]. Cicatrization; cicatrix.

**Synulotic** (*sin-u-lo'-ik*) [συνουλωτικός, healing]. Promoting cicatrization.

**Synymensis** (*sin-im-en'-sis*). Synonym of *Syndesmosis*.

**Synzygia** (*sin-zij'-e-ah*) [συνζυγία, a junction; σύν, together; ζυγόν, a yoke, any means of joining together]. See *Syzygy*.

**Syphilecos, Syphilecus** (*sif-il-el'-kos, sif-il-el'-kus*) [*syphilis*, syphilis; ἔλκος, ulcer]. Syphilitic ulcer. Chance.

**Syphilecosis** (*sif-il-el'-ko'-sis*) [*syphilis*, syphilis; ἔλκος, ulcer]. The condition or progress of syphilitic ulceration; the condition of having a chance.

**Syphilid, Syphilide** (*sif'-il-id*) [ME., *syphilis*, syphilis]. Any disease of the skin due to syphilis. **S., Acneiform**, one of the early and rare forms of the cutaneous manifestations of syphilis. Its favorite positions are the face and shoulders. It is marked by the formation of flat pustules, about the eighth of an inch in diameter, on a dark-red, raised base, with a narrow areola. **S., Annular**. See *Syphiloderma circinatum*. **S., Bullous**, a syphilitic skin-ulceration that occurs in two forms, the *rupial* and "*pemphigoid*." They differ from the other vesicular and pustular syphilids in not being placed on a raised, red base, and the areola is often pink, and not the usual raw-ham color. **S., Circinate**. See *Syphiloderma circinatum*. **S., Ecthymatous**, a form occurring only in the cachectic, and characterized by the presence of large pustules, which may be superficial or deep, the former occurring mainly in the early stage, the deep in the third period. The lesion commences around a hair-follicle, is about a third or a quarter of an inch in diameter, dries into a greenish scab on a raised, red base, develops slowly, and lasts for a few weeks. It is most common on the lower limbs. **S., Erythematous**. See *Roseola, Syphilitic*. **S., Follicular, Miliary Syphilid; Syphilitic Lichen**; a variety of papular syphilid in which the hair-follicles are the seat of the lesion. The lesion may be large or small. The *larger* occurs in the first six months of the disease, in irregular groups of from three or four to twenty, on the extensor aspect of the limbs and the back. The papules are about the size of a large pin's head or millet-seed, bright-red at first, soon changing to brownish-red, and crowned with a small scale. They appear in crops. The *small* form is very rare, is most common in women, and occurs in the first or second year of the disease. The papules are the size of a large or small pin's head, pink at first, then fawn-colored, thickly crowded together in groups. **S., Herpetiform**. See *S., Vesicular*. **S., Impetiginous, Syphilitic Impetigo**; small pustules, single or aggregated, appearing on the scalp, and covered by yellowish-gray or brown crusts, forming patches around a single hair-group. **S., Lenticular**, one of the common, early eruptions, often following closely upon or mixed up with the erythematous lesion. The papules are few or many, but not closely packed, and only grouped around the mouth and genitals. The usual sites are the forehead, lower part of the face, the nape and back, the flexor aspect of the limbs, and about the genito-anal passages. The lesions are from an eighth to half an inch in diameter, distinctly raised, sharply defined, flatly convex, of a deep-red tint (though they may be pale), firm and smooth. **S., Macular**. See *Roseola, Syphilitic*. **S., Miliary**. See *S., Follicular*. **S., Nodular, Tubercular Syphilid**; convex projections of the skin, too large to be called papules. They are most common in the tertiary period, but may also be an early manifestation. They vary from a quarter to a half an inch in diameter, are sharply defined, considerably raised, of the characteristic coppery color, occasionally breaking down and ulcerating, with thick scabs, and much inflammation around, accompanied with much pain, and followed by white, depressed scars. They are solitary or few on the face, limbs, and trunk, but are not grouped, save in the tertiary stage. **S., Nummular**. See *Syphiloderma papulo-squamosum*. **S., Orbicular**. See *Syphiloderma circinatum*. **S., Papular**, a papular, syphilitic eruption on the skin or mucous membrane. **S., Pemphigoid, Syphilitic Pemphigus**; a rare eruption in acquired syphilis and occurring almost exclusively in the congenital form. It is usually

limited to the palms and soles, but may be widely spread. The contents seldom remain clear long. **S., Pigmentary**, *Syphilitic Leukoderma*; most common from the sixth to the twelfth month of the disease. It is rather a rare condition, but is seen much more frequently in women than in men, and in brunets than in fair women. Its seat is chiefly on the neck, especially at the sides and back; it may occasionally be seen on the face, chest, or flank. The lesions are irregularly margined, round or oval spots, from an eighth to one inch in diameter, well-defined or ill-defined, with a yellowish-brown color. They may be discrete or confluent. They last from two months to several years, or may be permanent. **S., Pustular**, the termination occasionally of the vesicular syphilid. The contents become purulent, a crust forms, ulceration may go on under it, and a pigmented depression or scar is left. **S., Rupial**, one of the most characteristic syphilids occurring in the second and third years of the disease, and associated with profound cachexia. The lesion is the characteristic stratified, conic, limpet-shell crust, which on removal leaves a sharply punched-out ulcer, shelving toward the center. These lesions are usually few in number, and on the limbs. **S., Squamous**. See *Syphiloderma papulo-squamosum*. **S., Tubercular**. See *S., Nodular*. **S., Varicelliform**, a form of vesicular syphilid in which the vesicles may be either convex or umbilicated, and their contents cloudy. They are situated on a slightly raised plateau, of the usual dull-red color. After a few days the vesicles dry into thick, adherent crusts of a greenish-black color. The course is slow. **S., Varioliform**, a slight modification of the varicelliform, causing the lesion to resemble the variolous eruption. **S., Vesicular**, an early skin-eruption of syphilis, appearing in the first six months. It may be *small* (very rare) or *large*. The lesions of the latter are grouped (*herpetiform syphilid*) in irregular, circinate, or serpiginous forms. The vesicles have a deep-red base, rupture at the end of a week, and dry up. They are common on the face, limbs, and trunk.

**Syphilidiatria** (*sif-il-id-e-al-tre-ah*) [*syphilis*, syphilis; *ιατρεια*, treatment]. The medicinal treatment of syphilis.

**Syphilidocolpitis** (*sif-il-id-o-kol-pi'-tis*) [*syphilis*, syphilis; *κολπος*, vagina; *ιτις*, inflammation]. Syphilitic inflammation of the vagina.

**Syphilidography** (*sif-il-id-og'-ra-fe*). See *Syphilography*.

**Syphilidology** (*sif-il-id-ol'-o-je*). See *Syphilology*.

**Syphilidomania** (*sif-il-id-o-ma'-ne-ah*). See *Syphilomania*.

**Syphilidophobia** (*sif-il-id-o-fo'-be-ah*). See *Syphilophobia*.

**Syphilidophthalmia** (*sif-il-id-off-thal'-me-ah*) [*syphilis*, syphilis; *ὀφθαλμός*, eye]. Syphilitic ophthalmia.

**Syphilifer** (*sif'-il-if-er*) [*syphilis*, syphilis]. One who conveys syphilis.

**Syphiliphobia** (*sif-il-if-o'-be-ah*). See *Syphilophobia*.

**Syphilis** (*sif'-il-is*) [*syphilis*, syphilis]. A chronic, infectious disease believed to be due to a specific organism and characterized by a variety of structural lesions of which the chancre, the mucous patch, and the gumma are the most distinctive. A bacillus has been found in the lesions by Lustgarten and others, but whether it is the real cause or not has not been definitely determined. The disease is generally acquired in sexual congress, hence its earliest manifestations appear upon the genital organs, but any abraded surface of the body, if brought in contact with the syphilitic poison, may give entrance to the infection. The earliest lesion of acquired syphilis is the *chancre*, *initial sclero-*

*sis*, or *primary sore*, which appears after a period of incubation varying from two to three weeks. It is usually a reddish-brown papule with an ulcerated central spot, and has a slight serous or purulent discharge. Taken between the fingers, it is found to have a peculiar cartilaginous hardness. Microscopically it consists of an accumulation of round cells, epithelioid cells, with, perhaps, a giant-cell here and there. The blood-vessels present a hyperplasia of the intima, to which in part the induration of the chancre is due. Very soon after the appearance of the chancre the nearest lymphatic glands become enlarged and indurated—the *indolent buboes* of syphilis. The chancre is generally solitary and is not auto-inoculable. The *mucous patch*, *condyloma latum*, *moist papule*, or *mucous tubercle* is located upon mucous membranes, at muco-cutaneous junctions, or where two skin-surfaces are in habitual contact. It is a flat, scarcely elevated patch, on mucous membranes generally covered by a whitish pellicle. Under the microscope we find a round-cell infiltration of the upper layers of the corium, some of the round cells penetrating between the cells of the epidermis. There is also a considerable quantity of fluid exudate, which infiltrates and loosens the epithelial elements. The *gumma* or *gummy tumor* is a rounded nodule, varying in size from the dimensions of a pea to those of a small apple. Its favorite seats are the periosteum of flat bones, the membranes of the brain, the liver, spleen, and testicle. It is usually soft and contains in its interior a gelatinous “gummy” material. Radiating from and into it are bands of connective tissue; sometimes the latter forms a distinct capsule about the gumma. Histologically, it presents a cellular accumulation and some new blood-vessels, which, however, are inadequate for the nutrition of the newly formed tissue, hence its degeneration. In the viscera gummata are, as a rule, absorbed, their former sites being marked by stellate cicatrices. Another important though not distinctive lesion produced by syphilis is a diffuse sclerosis of the blood-vessels, especially of the parenchymatous organs. The cutaneous eruptions have histologically nothing peculiar—they are inflammatory lesions. The clinical course of syphilis is generally divided into three stages: the *primary*, characterized by the presence of the chancre and the indolent bubo; the *secondary*, by the mucous patch, cutaneous eruptions, sore throat, and general enlargement of the lymphatic glands; the *tertiary*, by the gumma and by severe skin-lesions. Between the appearance of the chancre and the secondary manifestations a period of six weeks usually elapses. The tertiary phenomena follow the secondary after a stage of quiescence of variable length. The tertiary lesions are the most destructive, but are, fortunately, rarer now than in former times. Syphilis also bears an important, but as yet obscure, relation to certain diseases of the nervous system, such as locomotor ataxy and parietic dementia. Although very wide-spread, syphilis is not contagious in the ordinary sense of the word. Infection generally proceeds from a chancre or from a mucous patch; it may be conveyed by the blood. One attack as a rule confers immunity. **S., Benign**, syphilis in which the symptoms are mild. **S. brephotrophica**, syphilis spread among infants and those engaged in their care (Bulkley). **S., Congenital**, syphilis present at birth. **S., Constitutional**, syphilis characterized by general manifestations. See *S., Secondary*. **S., Cutaneous**. See *Syphiloderma*. **S. e coitu illicito**. See *S. pravorum*. **S. e coitu legitimo**. See *S., Marital*. **S., Encephalic**, syphilis of the brain. **S. endemica**. See *S. pandemica*. **S. epidermica**. See *S. pandemica*. **S., Equine**,



an infectious disease of horses characterized by inflammatory lesions of the genital organs, enlargement of the lymphatic glands, and motor weakness, sometimes going on to complete paralysis of the hind limbs. The disease may be fatal. **S., Extra-genital**, syphilis in which the first lesion is situated elsewhere than on the genital organs. **S., Gonorrheal**, a chancre of the urethra producing a discharge resembling that of gonorrhea. **S. hereditaria**, **S., Hereditary**, **S., Inherited**, the syphilitic poison can traverse the placenta in either direction—as a rule, it is the mother who infects the child. Abortion is frequent, but if a living child is born it will develop symptoms of the inherited disease in from two weeks to three or four months after birth. These symptoms belong in part to the secondary stage, in part are peculiar. A hyperplasia of the connective tissue of the lung, liver, spleen, and pancreas is a common lesion. In the case of the first-named organ the condition is known as white pneumonia. The spleen and liver may be greatly enlarged. **S. ingenua**. See *S., Hereditary*. **S. innocuum**. Synonym of *S. insontium*. **S. insontium**, syphilis of the innocent, *i. e.*, syphilis acquired in an innocent manner, or non-venereal syphilis. **S. insontium sine coitu**, non-venereal syphilis acquired otherwise than by sexual intercourse. **S., Intra-uterine**, syphilis acquired during intra-uterine existence. It is generally considered as a form of hereditary syphilis. **S. inveterata**. Synonym of *S., Tertiary*. **S., Latent**, syphilis in which the symptoms are in abeyance. **S., Malignant**, syphilis characterized by very destructive lesions, especially by gummata that appear early and degenerate rapidly. **S., Marital**, syphilis acquired in lawful wedlock. **S. modificata**. Synonym of *Syphiloid*. **S., Non-venereal**. Synonym of *S. insontium*. **S. occulta**, syphilis appearing in persons who give no history of primary or secondary lesions. **S., æconomica**, a form of syphilis insontium, in which the disease is acquired through eating and drinking or other household utensils, or by incidental contact with syphilitic persons (Bulkley). **S. pandemica**, syphilis which has extended widely after the manner of other contagious diseases. It may appear in an epidemic or an endemic form. In the former, the disease spreads with great rapidity and affects many persons; in the latter, it spreads more slowly and limits itself to a tribe or nation for a long time (Bulkley). **S. pravorum**, syphilis acquired in illegitimate sexual intercourse. **S., Primary**, syphilis during the period intervening between the appearance of the chancre and that of the secondary phenomena. **S., Secondary**, syphilis during the period in which the secondary phenomena are present. See *Syphilis*. **S. sine coitu**, syphilis not acquired by sexual contact. **S. sporadica**, syphilis insontium occurring in an isolated or sporadic manner (Bulkley). **S. technica**, syphilis acquired in following one's occupation, as by physicians, midwives, nurses. **S., Tertiary**. See *Syphilis*. **S. universalis**, syphilis affecting the entire body. **S., Vaccination**, syphilis acquired at the time of vaccination by the use of vaccine-lymph from a syphilitic subject, or subsequently by the inoculation of the wound. **S., Venereal**, syphilis acquired in illegitimate sexual intercourse. **S., Visceral**, syphilis of the viscera—the lesions are either inflammatory or in the form of gummata.

**Syphilismus** (*sif-il-iz'-mus*). Synonym of *Syphilis*.

**Syphilitic** (*sif-il-it'-ic*) [*syphilis*, syphilis]. Pertaining to or affected with syphilis.

**Syphilization** (*sif-il-iz-a'-shun*) [*syphilis*, syphilis]. In-

oculation with the pus of a chancre. The term is also used to express a sort of immunity against fresh inoculation of syphilis, from the fact of previous inoculation.

**Syphilized** (*sif'-il-izd*) [*syphilis*, syphilis]. Affected with hereditary syphilis.

**Syphiloderma** (*sif-il-o-der'-mah*) [*syphilis*, syphilis; *δέρμα*, skin]. *Dermatosyphilis*; *Syphilis cutanea*; a term including the various manifestations upon the skin due to syphilis. The early lesions are manifold, of a reddish-brown, coppery color and leave pigment-stains; they are symmetric, polymorphous, show a tendency to circular grouping, seldom itch or cause subjective symptoms, and develop slowly. The *tertiary* rashes are always ulcerative and result from the breaking down of gummata; they occur on any part of the body, are unsymmetrically distributed, extend centrifugally while healing in the center and leave flat, white scars. They are usually seen on the palms and soles. **S. circinatum**, *circinate*, *orbicular*, or *annular syphilid*; *lepra syphilitica*; a form of squamous syphilitic skin-eruption of the secondary period. It occurs during the first year of the disease and may be quite early. The favorite positions are the nape and other parts of the neck, forehead, and around the chin and mouth. It occurs in circles from half an inch to an inch in diameter, which may form gyrate figures with clear centers and sharply defined, distinctly raised borders, with some scales. **S., Papulo-squamosum**, *nummular syphilid*; *squamous syphilid*; *syphilitic psoriasis*; a papular skin-eruption seen at any period of the first, and occasionally in the second year of syphilis, followed by desquamation, the scales ranging in size from a quarter to three-quarters of an inch in diameter. They are usually scanty and dirty-looking, but may be abundant and silvery. The lesions are seen all over the body, and may persist for months.

**Syphiloderma** (*sif-il-o-der'-me-ah*). Same as *Syphiloderma*.

**Syphilographer** (*sif-il-og'-ra-fer*) [*syphilis*, syphilis; *γράφειν*, to write]. One who writes on syphilis.

**Syphilography** (*sif-il-og'-ra-fe*) [*syphilis*, syphilis; *γράφειν*, to write]. A descriptive treatise on syphilis, its forms, distribution, etc.

**Syphiloid** (*sif-il-oid*) [*syphilis*, syphilis; *εἶδος*, resemblance]. An endemic disease of Lithuania, Poland, and other regions, and which is probably identical with syphilis. Also known as *Syphilis modificata*. **S., Canadian**, a disease which in some respects resembled syphilis, and prevailed in Canada during part of the eighteenth century. **S. of Courland**, a disease observed at Courland, Russia, having many of the symptoms of syphilis. **S., Hessian**, a form of disease resembling syphilis, at one time prevalent in Hesse. **S., Jutland**, a disease resembling syphilis observed in Jutland, Denmark.

**Syphilolepis** (*sif-il-ol'-ep-is*) [*syphilis*, syphilis; *λεπίς*, scale]. A scaly or furfuraceous eruption of syphilitic origin.

**Syphilology** (*sif-il-ol'-o-je*) [*syphilis*, syphilis; *λόγος*, science]. The sum of knowledge regarding the origin, nature, and treatment of syphilis.

**Syphiloma** (*sif-il-o'-mah*) [*syphilis*, syphilis; *δύμα*, tumor; *πλ.*, *Syphilomata*]. A gummatous tumor of syphilitic origin.

**Syphilomania** (*sif-il-o-ma'-ne-ah*) [*syphilis*, syphilis; *μανία*, mania]. The inclination to attribute diseases to syphilis. The morbid belief in the presence of syphilis.

**Syphilomatous** (*sif-il-o'-mat-us*) [*syphilis*, syphilis; *δύμα*, tumor]. Pertaining to syphiloma.

**Syphilonychia** (*sif-il-o-nik'-e-ah*) [*syphilis*, syphilis; *ὄνυξ*, nail]. An onychia of syphilitic origin. **S.**

exulcerans, syphilitic onychia with ulceration. **S. sicca**, syphilitic onychia without ulceration.

**Syphilopathy** (*sif-il-op'-ath-e*) [*syphilis*, syphilis; *πάθος*, disease]. Any syphilitic disease.

**Syphilopemphig** (*sif-il-o-pem'-fis*) [*syphilis*, syphilis; *πεμφίς*, a blister]. Pemphigus of syphilitic origin.

**Syphilophobe** (*sif-il-o-fob*) [*syphilis*, syphilis; *φόβος*, fear]. One affected with syphilophobia.

**Syphilophobia** (*sif-il-o-fol'-be-ah*) [*syphilis*, syphilis; *φόβος*, dread]. A morbid condition in which the patient imagines himself to be diseased with syphilis. Also an intense dread of syphilitic infection.

**Syphilophyma** (*sif-il-o-fi'-mah*) [*syphilis*, syphilis; *φύμα*, growth]. Syphiloma of the skin.

**Syphiloscleroma** (*sif-il-o-skle-ro'-mah*). Synonym of *Chancre*.

**Syphilosis** (*sif-il-o'-sis*) [*syphilis*, syphilis]. Syphilitic disease.

**Syphilous** (*sif-il-us*). Same as *Syphilitic*.

**Syphionthus** (*sif-e-on'-thus*) [*syphilis*, syphilis; *ιονθος*, an eruption on the face]. The copper-colored eruptions or fawn-colored, furfuraceous patches of syphilitic origin.

**Syphon** (*si'-fon*). Synonym of *Siphon*.

**Syphonage** (*si'-fon-āj*). See *Siphonage*.

**Syphonoma** (*si-fon-o'-mah*). Synonym of *Siphonoma*.

**Syriac Ulcer**. Synonym of *Diphtheria*.

**Syrygmophonía** (*sir-ig-mo-fol'-ne-ah*) [*συρίσσειν*, to hiss; *φωνή*, voice]. A piping or whistling state of the voice.

**Syrygmus** (*sir-ig'-nus*) [*συρίσσειν*, to hiss]. Any subjective hissing, murmuring or tinkling sound heard in the ear.

**Syringe** (*sir'-inj*) [*σῦριγξ*, a pipe]. An apparatus for the injection of a liquid into a cavity of the body.

**Syringeal** (*sir-in'-je-al*) [*σῦριγξ*, a pipe]. Relating or belonging to the syrx.

**Syringin** (*sir-in'-jin*) [*σῦριγξ*, tube]. A crystalline glucosid obtained from *Syringa vulgaris*.

**Syngitis** (*sir-in-jit'-tis*) [*σῦριγξ*, tube; *ιτις*, inflammation]. Inflammation of the Eustachian tube.

**Syringium** (*si-rin'-je-un*) [*σῦριγξ*, a pipe; *πλ.*, *Syringia*]. In biology, a tubular repugnatorial organ on certain caterpillars.

**Syringocoele, Syringocœlia** (*sir-ing'-go-sel*, *sir-ing-gose'-le-ah*) [*σῦριγξ*, tube; *κοιλία*, hollow]. The cavity or central canal of the myelon or spinal cord.

**Syringo-cystadenoma** (*sir-ing'-go-sis-tad-en-o'-mah*) [*σῦριγξ*, a pipe; *κύστις*, a cyst; *ἀδὴν*, gland; *όμα*, tumor]. A peculiar disease of the skin that probably begins in embryonic sweat-glands. The eruption consists in a number of small, round, hard, raised papules of the color of the skin, which tend to grow larger and become of a bluish-red color. There are no subjective symptoms.

**Syringoid** (*sir-ing'-goid*). Synonym of *Fistulous*.

**Syringomeningocele** (*sir-ing'-go-men-in'-go-sel*) [*σῦριγξ*, pipe; *μῆνιγξ*, membrane; *κῆλη*, tumor]. A meningocele resembling a syringomyelocele.

**Syringomyelia** (*sir-ing'-go-mi-el'-le-ah*) [*σῦριγξ*, tube; *μυελός*, marrow]. The morbid condition caused by the presence of an adventitious cavity in the spinal cord or by the dilatation of the central canal.

**Syringomyelitis** (*sir-ing'-go-mi-el-i'-tis*) [*σῦριγξ*, tube; *μυελός*, marrow; *ιτις*, inflammation]. The inflammation coincident with or preceding syringomyelus.

**Syringo-myelocele** (*sir-ing'-go-mi-el-o-sel*) [*σῦριγξ*, tube; *μυελός*, marrow; *κοιλός*, hollow]. Synonym of *spina bifida*.

**Syringomyelus** (*sir-ing'-go-mi-el-us*) [*σῦριγξ*, tube; *μυελός*, marrow]. An abnormal dilatation of the central canal of the spinal cord in which the central gray

column is converted into connective tissue, the interior softening and forming a cavity. A disease similar to this in children is called *hydromyelia*.

**Syringomyon** (*sir-ing-go-mi'-on*) [*σῦριγξ*, a pipe; *μῶν*, a muscle]. In biology, one of the intrinsic muscles of the syrinx in birds.

**Syringotome** (*sir-ing'-go-tōm*) [*σῦριγξ*, tube; *τέμνειν*, to cut]. An instrument for incision of a tube or fistula; a canaliculus-knife; it is also used by anatomists.

**Syringotomy** (*sir-ing-got'-o-me*) [*σῦριγξ*, tube; *τομή*, a cutting]. The operation of laying open a fistula *in ano* by incision.

**Syrinx** (*sir'-inks*) [*σῦριγξ*, tube; *πλ.*, *Syringes*]. A tube, a fistula. In biology, the lower larynx or voice-organ of a bird. It is especially developed in the *Oscines*, or singing birds. See *Syringe*.

**Syrup, Sirup** (*sir'-up*) [*siropus*, syrup]. A syrup. In pharmacy, a concentrated solution of sugar in an aqueous fluid. Syrups may be simple (consisting of sugar and water only), flavored, or medicated. There are thirty-one syrups official in the U. S. Pharmacopeia besides 37 in the N. F. **S.**, **Eaton's**, syrup of the phosphates of iron, quinin, and strychnin. **S.**, **Hive**, compound syrup of squills. **S.**, **Simple**, the aqueous solution of sugar without other ingredients.

**Syrupy** (*sir'-up-e*) [*siropus*, syrup]. Of the nature or consistence of a syrup.

**Sysoma** (*si-so'-mah*) [*σύν*, together; *σῶμα*, body; *πλ.*, *Sysomata*]. A double monstrosity with two separate heads, but with the bodies fused in more or less intimate union.

**Sysomic** (*si-so'-mik*) [*σύν*, together; *σῶμα*, body]. Of the nature of a sysoma.

**Syspasia** (*sis-pa'-ze-ah*). Synonym of *Convulsion*.

**Syssarcosis** (*sis-ar-ko'-sik*) [*σύν*, together; *σάρξ*, flesh]. Of the nature of or relating to a syssarcosis.

**Syssarcosis** (*sis-ar-ko'-sis*) [*σύν*, together; *σάρξ*, flesh]. The union of bone by the interposition of muscular tissue.

**Systalsis** (*sis-tal'-sis*). Synonym of *Systole*.

**Systaltic** (*sis-tal'-tik*) [*συσταλτικός*; *σύν*, with; *στέλλειν*, to set]. Pulsatory; contracting; having a systole.

**Systasis** (*sis'-tas-is*) [*συστασις*]. Consistency, density.

**System** (*sis'-tent*) [*συστήμα*, system]. A methodic arrangement of parts. A combination of parts into a whole. In biology, an assemblage of parts or organs of the same or similar tissues. In microscopy, there may be found from one to five systems in a single objective. Each system may consist of one, two, or three lenses. When more than one they are cemented together. The systems are called in their order: *anterior* or *front*, *middle*, and *posterior*. **S.**, **Anterior**, or **Front**, in the microscope, the system of lenses nearest the object. **S.**, **Brunonian**. See *Brunonian*. **S.**, **Cerebro-spinal**, the brain, spinal cord, and their various branches. **S.**, **Circulatory**, the blood-vessel system. **S.**, **Dermoid**, Bichat's term for the skin and its derivatives. **S.-disease**, a disease of the cerebro-spinal axis affecting a tract of nerve-fibers or nerve-cells having common anatomic relations and physiologic properties. **S.**, **Glandular**, the glandular organs of the body considered as a whole. **S.**, **Human**, the human body and its organs. **S.**, **Ling's**. See *Ling*. **S.**, **Middle**, the lenses of the microscope between the anterior and posterior systems. **S.**, **Muscular**, the muscles, their mechanism, etc. **S.**, **Nervous**, the nerves of the body, cerebral, spinal, and ganglionic. **S.**, **Osseous**, the skeleton. **S.**, **Posterior**, in the microscope the system of lenses farthest from the object. **S.**, **Vascular**, the heart and blood-vessels.



**Systema** (*sis-te'-mah*). See *System*.

**Systematic** (*sis-tem-at'-ik*) [συστηματικός, systematic]. Methodic; taxonomic; classificatory.

**Systematology** (*sis-tem-at-ol'-o-je*) [σίστημα, system; λόγος, science]. The science of arrangement and classification.

**Systemic** (*sis-tem'-ik*) [σίστημα, system]. Having the nature of or pertaining to a system. Generalized, or pertaining to the whole organism. Applied to the circulation in the body generally, as distinguished from that in the lungs.

**Systemoid** (*sis'-tem-oid*) [σίστημα, system; είδος, form]. A term applied to tumors composed of a number of tissues resembling a system of organs; teratoid.

**Systole** (*sis'-to-le*) [συστολή, contraction]. The contraction of the heart and arteries. **S., Aborted**, a cardiac systole which, on account of insufficient energy or mitral regurgitation, does not increase the arterial pressure. **S., Anticipated**, an aborted systole due to an imperfectly filled ventricle. **S., Arterial**, the arterial retraction following cardiac systole. **S., Auricular**, auricular contraction. **S., Ventricular**, the contraction of the ventricles.

**Systolic** (*sis-to-l'-ik*) [σύστολη, systole]. Pertaining to systole.

**Systolometer** (*sis-to-lom'-et-er*) [σύστολη, systole; μέτρον, measure]. An instrument for estimating the

intensity and quality of cardiac sounds and murmurs, and the length of the pauses.

**Systremma** (*sis-trem'-ah*) [συστρεμμα, a swelling; *pl., Systremmata*]. Cramp in the muscles of the leg.

**Systrophe** (*sis'-tro-fé*) [συστροφή; σύν, together; στρέφειν, to turn]. A wrench, and the subsequent inflammation. In biology, the massing of the chlorophyll-bodies of a cell under intense light. Cf. *Apostrophe, Epistrophe*.

**Systylous** (*sis'-til-us*) [σίστυλος, with columns standing close]. In biology, applied (a) to flowers in which the styles cohere to form a single column; (b) to mosses in which the lid is fixed to the columella.

**Syzygial** (*siz-ij'-e-al*) [σίζυγος, yoked together]. Pertaining to syzygy.

**Syzygium** (*si-zij'-e-um*) [συζύγιος, yoked]. A genus of E. Indian myrtaceous trees. **S. jambolanum** affords an astringent bark, which is asserted to be useful in diabetes. Same as *Syzygy*. Unof.

**Syzygy** (*siz'-ij-e*) [σίζυγος, yoked together; σύν, together; ζευγνύναι, to yoke, to join: *pl., Syzygies*]. In biology: 1. A fusion of two bodies, without loss of identity. 2. A zygote or conjugate body, formed by the union or conjugation of two similar gametes, and usually followed by encapsulation and later by sporulation; a syzygium.

**Szydlowski's Method**. A method of estimating CO<sub>2</sub> in the air. See *Ventilation*.

## T

**T.** The abbreviation of Tension, referring to the intra-ocular pressure. See *Tension*.

**T.-bandage**. See *Bandage*.

**T.-bone**. See *Tau-bone*.

**Tabacosis** (*tab-ak'-o'-sis*) [*tabacum*, tobacco]. Zenker's term for disease of the lungs arising from inhalation of vegetable fibers, especially of cotton. Properly, that form of pneumonokoniosis due to the inhalation of tobacco-dust.

**Tabacum** (*tab-ak'-um*) [L.: *gen., Tabaci*]. Tobacco. The dried leaves of *Nicotiana tabacum*, native to America. Its properties are mainly due to an alkaloid, nicotin, C<sub>10</sub>H<sub>14</sub>N<sub>2</sub>, which, next to prussic acid, is the most rapidly fatal poison known. Tobacco is a powerful depressant, nauseant, emetic, diaphoretic, and anti-spasmodic; it is also narcotic and sedative, lowering arterial tension. In toxic doses death occurs by paralysis of the respiratory centers. It is used chiefly as an antispasmodic, and is said to be effectual in tetanus.

**T., Enema**, gr. xx in  $\frac{3}{4}$  viij hot water for each enema. **T., Ol.**, obtained by distillation; violently poisonous. **T., Vinum**,  $\frac{3}{4}$  to Oj. Dose  $\mathfrak{m}\nu$ - $\mathfrak{z}\mathfrak{j}$ . Nicotin, the alkaloid, efficient in strychnin-poisoning. Dose  $\mathfrak{m}\frac{1}{20}$ - $\frac{1}{10}$  and up to  $\mathfrak{m}\mathfrak{j}$  in two hours. Preparations unof.

**Tabanid** (*tab'-an-id*) [*tabanus*, a gad-fly]. Any horse-fly or gad-fly of the family *Tabanidae*, of which the genus *Tabanus* is the type. More than 1300 species are known, the females of many of them being capable of inflicting a severe and painful bite. See under *Parasites (Animal)*, *Table of*.

**Tabasheer** (*tab'-a-sheer*) [Hind., *tabāshēr*]. A corruption of *Tabaxir*. An opal-like substance formed

abnormally in the joints of certain species of bamboos. This is probably the substance called *Oculus mundi*, and *Lapis mutabilis* by 17th century writers. It played a great part in medieval therapeutics as a supposed remedy for all sorts of physical and mental ills. It is used locally as a tonic, aphrodisiac, pectoral, astringent, and anti-spasmodic. Unof.

**Tabatière anatomique** (*tab-at'-e-är an-at-om'-èk*) [Fr.]. The depression at the base of the thumb on its radial aspect between the second and third extensor tendons.

**Tabaxir** (*tab'-aks-ër*). See *Tabasheer*.

**Tabby-cat Striation**. Peculiar markings occurring on muscles that have undergone extreme fatty degeneration. The condition is especially seen in the musculi papillares of the heart in pernicious anemia.

**Tabebuia** (*tab-e-bu'-e-ah*) [a native Braz. name]. A genus of bignonaceous trees and shrubs of tropical America, of some 60 species. **T. impetiginosa** is mucilaginous and highly astringent, and is locally valued as a medicine. Unof.

**Tabefaction** (*tab-e-fak'-shun*) [*tabefacere*, to melt]. Wasting; emaciation.

**Tabella** (*ta-bel'-ah*) [L.: *pl., Tabellæ*]. A table. A troche. A tablet.

**Tabellary** (*tab'-el-ar-e*). Same as *Tabular*.

**Tabes** (*ta'-bez*) [L., a wasting]. Formerly used as a synonym of wasting, shrinking, or consumption. Now used as a synonym of *Tabes dorsalis* or *Locomotor Ataxy*, a disease dependent upon degeneration and sclerosis of the posterior columns of the spinal cord. Its most pronounced symptom, incoördination of the

muscles of locomotion, has served to establish the term *Locomotor Ataxy* as the common designation of the affection. The anatomic changes consist of atrophy and degeneration of the nerve-fibers, with hypertrophy of the connective tissue, and extend from the lumbar region to the calamus scriptorius. The symptoms are numerous, but the chief are "lightning-pains;" unsteadiness and incoördination of locomotor and other voluntary movements, extending even to the upper extremities; disorders of vision, among others the valuable *Argyll-Robertson Pupil*, *q. v.*; cutaneous anesthesia; girdle-sense; abolition of the patellar reflex; diminution of sexual desire; peculiar "crises," etc. The disease is a very chronic one, but is not always progressive. It occurs most frequently in males, and usually between the ages of thirty and fifty. The most common cause, by some authorities said to be the only cause, is syphilis. Other predisposing, exciting or adjuvant causes are prolonged exposure to cold and wet, alcoholism, mental strain and traumatism of the spine. **T. coxaria**, wasting from hip-joint disease. **T. ergotica**, a toxemia resulting from the use of ergot; its symptomatology closely simulates that of locomotor ataxia. **T. glandularis**. Synonym of *T. mesenterica*. **T., Hereditary**. See *Friedreich's Ataxia*. **T., Lacteal**. See *Hyperlactation*. **T. mesentericus** and **T. scrofulosa**, old terms descriptive of diseases of the digestive and assimilative organs, sometimes tuberculous, sometimes syphilitic, and attended with wasting. **T. neurasthenica**, neurasthenia with the symptoms of locomotor ataxia. **T. pulmonalis**, pulmonary tuberculosis. **T. saturnina**, the general disability due to lead-poisoning. **T. scrofulosa**. Synonym of *T. mesenterica*. **T., Suspension Treatment of**, see *Suspension*. **T. urinalis**. Synonym of *Diabetes mellitus*.

**Tabescence** (*tab-es'-ens*) [*tabes*, wasting]. Wasting; marasmus; emaciation.

**Tabescent** (*tab-es'-ent*) [*tabescere*, *tabescens*, to waste]. Wasting, or becoming wasted, or emaciated.

**Tabetic** (*tab-et'-ik*) [*tabes*, wasting]. Pertaining to or affected with tabes.

**Tabic** (*tab'-ik*) [*tabes*, wasting]. Affected with tabes; of the nature of or pertaining to tabes.

**Tabid** (*tab'-id*) [*tabes*, wasting]. Wasted, by disease; emaciated; affected with tabes.

**Tabidness** (*tab'-id-nes*) [*tabes*, wasting]. The state of being reduced by disease.

**Tabific** (*tab-if'-ik*) [*tabes*, wasting; *facere*, to make]. Tending to produce tabes or emaciation.

**Tabitude** (*tab'-it'-ūd*) [*tabes*, a wasting]. Emaciation; wasting of the body.

**Tablature** (*tab'-lat'-ūr*) [*tabula*, a table]. Separation into tables, as exemplified in the frontal, parietal, and occipital bones.

**Table** (*ta'-bl*) [*tabula*, a table]. A flat-topped piece of furniture. Either one of the two layers, the outer and inner, of the cranial bones; the inner, from its brittleness, is also called the vitreous table. **T., Bed**, a small, portable table arranged to go across the bed. **T., Operating**, a table used in surgical operations. **T.-spoon**, **T.-spoonful**. See *Cochleare magnum*. **T., Vitreous** (*of the skull*), the inner cranial table.

**Tablet** (*tab'-let*) [*tabula*, a table]. 1. A lozenge, a troche. 2. A table, as of a cranial bone. See *Table*. **T.-triturations**, in pharmacy, small, disc-shaped bodies, prepared by moistening medicated powders with a highly volatile liquid, then molding the moistened powder, ejecting the tablet, and allowing the liquid to evaporate, when the tablets retain their shape. The basis of tablet-triturations is mostly finely-powdered sugar. They disintegrate in the alimentary canal.

**Tabloid** (*tab'-loid*) [*tabula*, table; *ειδος*, like]. A tablet-like pharmaceutic preparation; a flat troche, or lozenge.

**Tabula** (*tab'-u-lah*). See *Table*. **T. cathamnales**, the septal plates of *Medusa*.

**Tabular** (*tab'-u-lar*) [*tabula*, table]. Having the form of a table.

**Tablet** (*tab'-u-let*) [*tabula*, a table]. A lozenge; a tablet.

**Tabum** (*ta'-bum*). Synonym of *Ichor*.

**Tac** (*tak*) [Fr., rot]. Synonym of *Influenza*.

**Tacahout** (*tak'-a-howt*) [nat. Indian]. A kind of gall produced upon the *Tamarisk*, *q. v.*; astringent. Unof.

**Tacamahac, Tacamahaca** (*tak'-am-a-hak, tak-am-a-hak'-ah*) [Mexican]. A resin produced by various trees of the genera *Bursera*, *Protium*, and *Calophyllum*; also, the resin of the buds of *Populus balsamifera*, the Balm of Gilead poplar of N. America. These resins are now little used in medicine. Unof.

**Tacca** (*tak'-ah*) [Malay]. A genus of large-leaved tropical plants. **T. pinnatifida**, Forst, yields a kind of arrow-root. Unof.

**Tache** (*tahsh*) [Fr.]. A spot, a coloration. **T. blanches**, certain white spots described by Hanot as occurring on the liver, especially on its convex surface, in infectious diseases. Microscopically they present a leukocytic infiltration with bacteria. **T., bleuâtre**, a spot of a delicate-blue tint, sometimes observed on the skin of typhoid-fever patients. The spots are of an irregularly rounded form, and from three to eight lines in diameter; not elevated above the skin, nor affected by pressure. They are most common on abdomen, back, and thighs. They usually precede the characteristic eruption of typhoid fever. **Ts. cérébrales**, irregular, red, angio-paralytic patches upon the skin, noticed in some cases of epilepsy; also, the spot on the blastoderm about the end of the first week, which becomes the center of embryonic development. **T. méningéale**, the red line made when the finger-nail is drawn over the skin. It was thought to be distinctive of meningeal irritation, but may be observed in other conditions of vaso-motor paresis.

**Tachistoscope** (*tak-is'-to-skōp*) [*ταχύς*, swift; *σκοπεῖν*, to view]. A form of stereoscope giving rapid impressions by means of a movable diaphragm.

**Tachometer** (*tak-om'-et-er*). See *Hemotachometer*.

**Tachycardia** (*tak-ik-ar'-de-ah*) [*ταχύς*, quick; *καρδία*, heart]. Abnormal paroxysmal rapidity of cardiac action. The pulse may rise as high as 200 per minute. It is a comparatively rare affection, due to paralysis of the inhibitory nerve of the heart or to stimulation of the cardiac accelerator nerves. **T., Essential Paroxysmal**, tachycardia occurring in paroxysms and due to functional disturbance of the cardiac nerves. **T., Paroxysmal**, tachycardia occurring periodically in paroxysms. **T. strumosa exophthalmica**. See *Exophthalmic Goiter*.

**Tachygraph** (*tak'-ig'-raf*) [*ταχύς*, swift; *γράφειν*, to write]. Synonym of *Hemotachometer*.

**Tachyiatría** (*tak-e-e-a'-tre-ah*) [*ταχύς*, swift; *ιατρεία*, treatment]. The art of curing quickly.

**Tachytomy** (*tak-e-ot'-o-me*) [*ταχύς*, swift; *τομή*, section]. Rapid dissection.

**Tachyphrasia** (*tak-if'-ra'-ze-ah*) [*ταχύς*, swift; *ὁράσις*, speech]. Morbid rapidity or volubility of speech.

**Tachypnea** (*tak-ip'-ne'-ah*) [*ταχύς*, swift; *πνοή*, breath]. Abnormal frequency of respiration.

**Tachythanatous** (*tak - ith - an' - at - us*) [*ταχύς*, swift; *θάνατος*, death]. Rapidly fatal.

**Tachytomy** (*tak-it'-o-me*) [*ταχύς*, swift; *τομή*, a cutting]. The art of operating quickly.



**Taciturn** (*tas'-it-urn*) [*taciturnus*, silent]. Habitually silent or reserved.

**Tact** (*takt*) [*tactus*; *tangere*, to touch]. Delicacy of discrimination, judgment, and act. **T., Medical**, skill in the diagnosis and treatment of disease. See *Tactus*.

**Tactile** (*tak'-til*) [*tactilis*]. Pertaining to the sense of touch. **T. Cells**, cells representing special sensory nerve-endings, "found in the deeper layers of the epidermis, or the adjacent stratum of corium. They are, (1) **simple**, oval, nucleated elements 5-12  $\mu$  in size, resembling ganglion-cells; (2) **compound**, in which two or more cells are associated to receive the nerve-



TACTILE CELLS, SNOUT OF PIG.

a. Tactile cells. m. Tactile disc. n. Nerve-fiber. (From *Stirling*.)

fiber; the corpuscles of *Grandry* and of *Merkel* found respectively in the epidermis of birds and of mammals are examples of such structures" (*Piersol*). **T. Corpuscles**, special sensory nerve-endings exhibiting more complexity of structure than compound tactile cells. Cf. *End-bulbs*. **T. C. of Grandry**, see under *T. Cells*. **T. C. of Meissner**, oval or elliptical bodies, 45-140  $\mu$  long and 35-55  $\mu$  wide, situated usually at the apices of the papillae of the corium, in the skin of the palmar surfaces of the fingers and toes. Each corpuscle is supplied with one or two, sometimes three or four, medullated nerve-fibers. **T. C. of Merkel**, see under *T. Cells*. **T. Disc**, the flattened terminal expansion of the axis cylinder in a special sensory nerve-ending, or tactile corpuscle. **T. Meniscus**, a peculiar crescentic expansion of a nerve-fiber over the ental surface of a tactile cell. **T. Papillae**. See *Papilla*. **T. Reflexes**, reflex movements from stimulation of the tactile corpuscles.

**Tactus** (*tak'-tus*) [*tangere*, to touch]. Touch. Delicacy of tactile sensation. **T. eruditus**, or **T. expertus**, especial sensitiveness of touch acquired by long experience.

**Tadium vitæ** (*te'-de-um vi'-te*) [*L.*]. Disgust, or weariness of life, a symptom witnessed in many cases of insanity; it is sometimes a precursor of suicide.

**Tænia** (*te'-ne-ah*). See *Tenia*.

**Tæniacide** (*te'-ne-as'id*). See *Teniicide*.

**Tæniafuge** (*te'-ne-af-ûj*). See *Teniafuge*.

**Tænidium** (*te-nid'-e-um*) [*τæνια*, a band, fillet: *pl.*, *Tænidia*]. In biology, the spiral thread of the respiratory tracheæ of an insect.

**Tafia** (*taf'-e-ah* or *ta-fe'-ah*) [*Malay, tafia, rum*]. Rum.

**Tag Alder** (*tag' æwôl'-der*). See *Alnus*.

**Tagliacotian** (*tal'-e-ak-o'-she-an*) [after *Tagliacozzi*, an Italian surgeon]. Pertaining to *Tagliacozzi*. **T. Operation**, a rhinoplastic operation by which, in case of destruction of the natural tissue, a part or the whole of a new nose is formed by a flap from the forehead or other part.

**Tagma** (*tag'-mah*) [*τάγμα*, that which has been ordered or arranged]. In biology, a general term applied by *Pfeiffer* to all aggregates of molecules. Cf. *Inotagmata micella*, *pleon*, *syntagma*.

**Tail** (*tāl*) [*ME., tail, tail*]. The caudal extremity of an animal. Applied to tail-like parts of an organ of the human body; e.g., the tail of the epididymis or of the pancreas. **T.-coverts**, the most posterior feathers of the body of a bird, or those which immediately cover the basal portion of the tail. **T.-fold**, an embryonic infolding or hollow, enclosing the hind-gut. See *Head-fold*.

**Tailors' Cramp** or **Spasm**. See *Cramp*. **T.s' Muscle**. See *Sartorius* (in *Muscles, Table of*).

**Taint** (*tānt*) [*ME., teint, taint*]. An infection, or pathogenic influence; as a syphilitic *taint*. A spot or blemish.

**Tait's Knot**. A peculiar method of ligating the pedicle in the operation of ovariectomy. See *Knot, Staffordshire*. **T.'s Law**. See *Law*. **T.'s Method**. See *Perineorrhaphy*.

**Talgia** (*tal'-al'-je - ah*) [*talus*, heel; *ἄλγος*, pain]. Pain in the heel.

**Talc**, **Talcum** (*talk*) [*gen., Talci*]. A silicate of magnesium, a white, unctuous, neutral powder; sometimes used in insufflating-powders, and as a remedy in diarrhea.

**Taliacotian** (*tal'-e-ak-o'-she-an*). See *Tagliacotian*.

**Taliped** (*tal'-ip-ed*) [*talus*, ankle; *pes*, foot]. A person affected with talipes; club-footed.

**Talipedic** (*tal-ip-e'-dik*) [*talus*, ankle; *pes*, foot]. Belonging or relating to talipes.

**Talipes** (*tal'-ip-ēs*) [*talus*, ankle; *pes*, foot]. The deformity commonly called club-foot, depending upon



TACTILE CORPUSCLE OF MEISSNER, FROM THE SKIN OF A HUMAN TOE.

N. The nerve entering the complicated group of tactile cells composing the corpuscle. B. Blood-vessel accompanying the nerve-fiber. (From *Piersol*, after *Schieffer-decker*.)



TALIPES EQUINUS. TALIPES CALCA-NEOUS. TALIPES CAVUS OR ARCUATUS.



TALIPES VARUS. TALIPES EQUINO-VARUS. TALIPES CALCA-NEO-VARUS.

contraction of muscles or tendons, either congenital or

acquired. **T. arcuatus**. See *T. cavus*. **T. calcaneus**, the patient walks upon the heel alone. **T. cavus**, an increased curvature of the arch of the foot. **T. equinus**, the heel is elevated and the weight thrown upon the anterior portion of the foot. **T. planus**, flat-



foot. **T., Spasmodic**, non-congenital talipes due to muscular spasm. **T. valgus** ("flat" or "splay" foot), the foot is everted or distorted outward. **T. varus**, the reverse of the last, the foot being bent inward. Combinations of these occur, called *equino-varus*, *equino-valgus*, *calcaneo-varus*, *calcaneo-valgus*, etc.

**Talipomanus** (*tal-ip-o-ma'-nus*) [*talus*, ankle; *pes*, foot; *manus*, hand]. Deformity of the hand, analogous to club-foot, club-hand.

**Tallow** (*tal'-o*) [ME., *talowe*, tallow]. The solid fat of neat cattle, consisting mainly of stearic, palmitic, and oleic acids. Tallow is the name given to the fat extracted from "suet," the solid fat of oxen, sheep, and other ruminants. The quality of the tallow varies according to the food of the cattle and other circumstances, dry fodder inducing the formation of a hard tallow. Its melting-point varies from 115° to 121° F. The best qualities are whitish, but tallow has in general a yellowish tint. Beef-tallow contains about 66 per cent. of solid fat and 34 per cent. of olein or tallow-oil; mutton-tallow contains about 70 per cent. of solid fat and 30 per cent. of tallow-oil. The oil is used chiefly in the manufacture of soaps and the harder tallow for candle-making.

**Talo-** (*ta'-lo*) [*talus*, ankle]. A prefix denoting connection with or relation to the heel, as talo-calcaneal, talo-fibular, talo-tibial, etc.

**Talon** (*tal'-on*) [*talus*, ankle, heel]. In biology: (1) a claw, as of a bird of prey; (2) a posterior prolongation on the sectorial teeth of mammals. **T.-toe**. See *Hammer-toe*.

**Talpa** (*tal'-pah*) [L.]. A mole or wen.

**Talus** (*ta'-lus*) [L.]. The astragalus. Also, the ankle.

**Tamarac** (*tam'-ar-ak*) [Am. Ind.]. The bark of *Larix americana*, a tonic and mild astringent acting on mucous membranes. Dose of the fld. ext. 3 ss-j. Unof.

**Tamarind** (*tam'-ar-ind*) [Ar., *tamr ul Hind*, the Indian date]. The pulp of the fruit of *Tamarindus indica*. It contains various fruit-acids, sugar, etc. It is laxative and refrigerant. It is usually prescribed with other laxatives. Dose indefinite. Also the fruit itself and the tree that produces it. **T.-water**, an infusion of tamarind in cold water. It is used as a cooling drink in fevers.

**Tamar indien**. See *Senna*.

**Tamarindus** (*tam-ar-in'-dus*) [L.]. A genus of old-world leguminous trees. **T. indica**. See *Tamarind*.

**Tamarisk** (*tam'-ar-isk*) [L.]. A shrub or tree of the genus *Tamarix*. **T. gallica** and **T. articulata** yield tamarisk galls. See *Tacahout*. **T. mammifera** affords a kind of manna. Unof.

**Tambor-oil** (*tam'-bor-oil*). A purgative oil from the

seeds of *Omphalea oleifera*, a plant of tropical America. Unof.

**Tambour** (*tam'-bor*, or *tam'-boor*) [Fr., *tambour*, a drum]. A drum-like instrument used in physiologic experiments. It consists of a shallow cup of metal over which is stretched an elastic membrane and from which or to which passes a tube for transmitting a current of air. It is set into movement by the phenomena under observation.

**Tampon** (*tam'-pon*) [Fr.]. A portion of cotton, sponge, or other material, medicated or not, and used to plug the vagina, nose, etc., in cases of hemorrhage or for other therapeutic purpose.

**T., Kite-tail**, a tampon consisting of a number of pledgets tied at intervals to a string. **T., Trendelenburg's**, an inflatable rubber bag surrounding a tracheotomy-tube. It prevents the oozing of blood along the sides of the tube.

**Tamponade**, **Tamponage**, **Tamponnement** (*tam-pon-ad'*, *tam'-pon-ahj*, *tam'-pon-ment*) [Fr., *tampon*]. The act or operation of plugging with a tampon.

**Tamponing** (*tam-pon'-ing*) [Fr., *tampon*]. The operation of using or introducing a tampon.

**Tamus** (*ta'-mus*) [*tannus*, wild-grape vine]. A genus of dioscoreaceous old-world plants. The pulp of the bulb of **T. communis** (black bryony) is discutient, vulnerary, diuretic, and laxative. Unof.

**Tanacetin** (*tan-as'-e-tin*) [OF., *tanassie*, tansy]. An amorphous, hygroscopic, bitter substance derived from *Tansy*, soluble in alcohol and water, but not in ether.

**Tanacetum** (*tan-as'-e-tum*) [OF., *tanassie*, tansy]. Tansy. The leaves and tops of *T. vulgare*. It contains a volatile oil and a bitter principle and is useful in amenorrhea and as an anthelmintic. **T., Ext.**, **Fld.** Unof. Dose of the fld. ext. m-x-3j; of an 3j to Oj infus. 3j-ij; of the volatile oil gtt. j-ijj. All unof.

**Tanalum** (*tan-al'-um*) [*tannin*, tannin; *alum*]. Aluminum tanno-tartrate, employed in the treatment of diseases of the nose and throat.

**Tangent** (*tan'-jent*) [*tangere*, to touch]. Touching.

**Tanghin** (*tang'-gin*) [Malagasy]. A poisonous extractive obtained from Madagascar. See *Tanghinia*.

**Tanghinia** (*tan-gin'-e-ah*) [Malagasy]. The seeds of the plant *T. venenifera*, or ordeal bean, native to Madagascar. Its properties are due to tanghin, an extractive closely resembling curare in its medicinal properties.

**Tangle** (*tang'-gl*) [ME., *tangel*, seaweed]. See *Laminaria*. **T.-tent**. See *Sea-tangle*.

**Tannal** (*tan'-al*) [*tannin*, tannin; *alum*]. Aluminum tannate, employed in the treatment of diseases of the nose and throat.

**Tannas** (*tan'-as*). Synonym of *Tannate*.

**Tannate** (*tan'-at*) [*tannin*, tan]. Any salt of tannic acid. Tannates of bismuth, iron, lead, quinin, etc., are used to some extent as remedies.

**Tannic** (*tan'-ik*) [*tannin*, tannin]. Obtained from or containing tannic acid. **T. Acid**. See *Acid (Tannic)*.

**Tannin** (*tan'-in*). See *Acid (Tannic)*.

**Tanret's Test** (*for albumin*). The reagent is composed of mercuric chlorid 1.35 gms., potassium iodid 3.32 gms., acetic acid 20 c.c., distilled water to make 1000 c.c. By contact it gives an opacity with all proteids. See *Tests*, *Table of*.

**Tansy** (*tan'-ze*). See *Tanacetum*.

**Tantalum** (*tan'-tal-um*) [*Tantalus*, father of Niobe]. A rare metal, allied in properties to antimony and bismuth; symbol Ta, at. wt. 192. Its medicinal qualities are unknown. See *Elements*, *Table of*.

**Tape** (*tap*) [ME., *tape*, tape]. 1. A band of linen.



2. A tape-worm. **T.-worm.** See *Tenia*, *Bothriocephalus*, and *Parasites (Animal)*, *Table of*.
- Tapinocephalus** (*tap-in-o-sef'-al-us*) [*ταπεινός*, low; *κεφαλή*, head]. See *Tapinocephaly*.
- Tapinocephaly** (*tap-in-o-sef'-al-e*). See *Tapinocephaly*.
- Tapesium** (*ta-pe'-ze-um*) [*ταπης*, figured cloth, tapestry; *πλ.*, *Tapesia*]. In biology, a layer formed of the mycelium of a fungus.
- Tapetal** (*tap'-e-tal*) [*τάπης*, carpet]. Pertaining to the tapetum.
- Tapetum** (*ta-pe'-tum*) [*τάπης*, a mat, or rug]. 1. The layer forming the roof of the posterior and middle cornua of the lateral ventricles of the brain; it is composed of fibers from the corpus callosum. 2. In biology, a term applied to the lining membrane of the pollen-sac. **T. cellulolum.** See *T. fibrosum*. **T. fibrosum**, a shining structure in the choroid of the eye. It takes the place of the *T. cellulolum* of the carnivora, the iridescent portion of the choroid in these animals. **T. lucidum**, the brilliant, greenish, reflecting layer or membrana versicolor of the eyes of many of the lower animals. **T. nigrum**, the pigmentary layer of the retina. See *Pigmentary Layer*. **T. ventriculi**, a bundle of white fibers of the brain uniting the cortex of the frontal with that of the occipital lobe.
- Taphephobia**, **Taphiphobia** (*taf-e-fo'-be-ah*) [*τάφος*, burial; *φόβος*, fear]. Morbid fear of burial alive.
- Taphrenchyma** (*taf-reng'-kim-ah*) [*τάφος*, pit; *ἐγχυμα*, an infusion]. In biology, a vegetal tissue composed of pitted ducts. Also called *Bothrenchyma* and *Pitted Tissue*.
- Tapinocephalic** (*tap-in-o-sef'-al'-ik*) [*ταπεινός*, low; *κεφαλή*, head]. Affected with tapinocephaly.
- Tapinocephalus** (*tap-in-o-sef'-al-us*) [*ταπεινός*, low; *κεφαλή*, head]. A subject of tapinocephaly.
- Tapinocephaly** (*tap-in-o-sef'-al-e*) [*ταπεινός*, low; *κεφαλή*, head]. Flatness of the top of the cranium.
- Tapinocranium** (*tap-in-o-kra'-ne-us*) [*ταπεινός*, low; *κρανίον*, skull]. Lissauer's term for a skull in which the greatest height of the cranial cavity is from 74.5 to 82.5 per cent. of its greatest length.
- Tapinopisthius** (*tap-in-o-pis'-the-us*) [*ταπεινός*, low; *ὀπισθεν*, behind]. Lissauer's term for a skull in which the angle formed between the radius fixus and the line joining the occipital point and the punctum *alæ vomeris* is between 24.5° and 33°.
- Tapioca** (*tap-e-d'-kah*) [Sp.]. A variety of starch obtained from the cassava or manioc plant, *Jatropha manihot*. It is an excellent food for invalids.
- Tapir Mouth** (*ta'-pēr mouth*). A separation and thickening of the lips, with disease of the orbicularis oris muscle, causing the lips to resemble those of the tapir. It is sometimes seen in facial muscular atrophy of the Landouzy-Déjérine type.
- Tapotement** (*tap-ōt'-mong*) [Fr.]. In massage, the percussing manipulation always performed by the operator's wrists, the hands striking quickly. There are four kinds of percussion: 1. *Clapping*, performed with the palms of the hands. It is used to act upon the skin and the superficial nerves and vessels. 2. *Hacking*, performed with the ulnar border of the hand. It is used around nerve-centers and upon the muscles. 3. *Punctuation*, performed with the tips of the fingers. It is used upon the head and in circles around the heart. 4. *Beating*, performed by the clenched hand. It is used upon the glutei, and upon the lower extremities over the sciatic nerve.
- Tapping** (*tap'-ing*). See *Paracentesis*.
- Tap-root** (*tap'-rūt*). The main root, or downward continuation of the plant-axis.
- Tar** (*tahr*) [ME., *tar*, *tar*]. A material obtained by the destructive distillation of various substances, particularly wood and coal. The name is commonly applied to wood-tar. See *Pix liquida*. **T.-acne.** See *Acne picealis*. **T., Coal**, a dark, highly complex, semi-liquid substance obtained by the destructive distillation of coal. **T.-colors.** See *Pigments*, *Conspectus of*. **T., Gas.** See *T., Coal*. **T., Juniper.** Synonym of *Oil of Cade*. **T., Oil of**, a highly complex, volatile, oily liquid obtained in the distillation of wood-tar. **T.-ointment**, a mixture of equal parts of tar and suet. *Unguentum picis liquidæ*. **T.-water**, an infusion containing one part of tar to four of water. **T., Wood**, a thick, shining, black liquid obtained by the distillation of the wood of various species of conifers.
- Tarantism** (*tar'-an-tizm*) [*tarantismus*]. A choreic affection, largely a play of the imagination and often feigned, ascribed to the bite of a tarantula. It is perpetuated by force of tradition along certain parts of the Mediterranean coast. According to popular fancy, the affection was cured by music and dancing.
- Tarantula** (*tar-an'-tu-lah*) [*Τάρας*, Tarentum]. A species of spider, *Lycosa tarantula*, closely resembling the trap-door spider, *Mygale henzi*, with which it is often confounded. Its bite is poisonous. See *Tarantism*.
- Tarantulism** (*tar-an'-tu-lizm*). Same as *Tarantism*.
- Tarassis** (*tar-as'-is*) [*ταράσσειν*, to trouble]. Hysteria in the male.
- Taraxacerin** (*tar-aks-as-e'-rin*) [Ar., *tarasacon*, a kind of succory; *cera*, wax]. A waxy substance found in dandelion.
- Taraxacin** (*tar-aks'-as-in*) [Ar., *tarasacon*, a kind of succory]. A crystallizable material derivable from the common dandelion; said to be tonic and diuretic.
- Taraxacum** (*tar-aks'-ak-um*) [Ar., *tarasacon*, a kind of succory; *gen.*, *Taraxaci*]. Dandelion. The root of *T. dens leonis*. Its properties are due to a bitter extractive principle; it is tonic, diuretic, and aperient. It is of reputed use in dyspepsia. **T., Decoct.** (B.P.) Dose 3 ij-iv. **T., Ext.** Dose gr. v-xxx. **T., Ext., Fld.** Dose 3 j-ij. **T., Succus** (B.P.) Dose 3 j-ij.
- Taraxis** (*tar-aks'-is*) [*τάραξις*, trouble]. A slight conjunctivitis, or eye-trouble.
- Tardieu's Spots.** Echymotic stains of the lung-tissue indicative of death from asphyxia.
- Tared** (*tārd*) [Ar., *tarha*, that which is thrown away]. Allowed for as a tare or deduction; having the weight previously ascertained, as a *Tared Filter*. The term is used in pharmacy and chemistry.
- Tarichentæ** (*tar-ik-en'-te*). See *Paraschistes*.
- Tarinus, Horny Band of.** See *Band. T., Foramen of. See Foramina, Table of. T., Pons of. See Pons. T., Space of*, the posterior perforated space at the base of the brain.
- Tarnier, Sign of.** A sign of inevitable abortion. It consists in the effacement of the angle between the upper and lower uterine segments. This angle always exists in the pregnant uterus from an acute ante flexion, but as the escaping ovum descends the pressure thus produced causes the uterus to straighten out, and the angle disappears.
- Taropetrolin** (*tar-o-pet'-ro-lin*) [ME., *tar*, *tar*; *πετρός*, sick; *oleum*, oil]. A compound of wood-tar and petroleum, recommended as a salve in various skin-diseases. Unof.
- Tarry** (*tar'-e*) [ME., *tar*, *tar*]. Of the nature of tar.
- T. Stools.** See *Melena*.
- Tarsal** (*tar'-sal*) [*ταρσός*, instep]. Pertaining to the bones of the instep. **T. Amputation**, partial removal of the foot through the tarsus. **T. Cartilage**,

the cartilaginous layers in the free edge of each eyelid. **T. Cyst.** See *Chalazion*. **T. Ophthalmia.** See *Blepharitis*.

**Tarsalgia** (*tar-sal'-je-ah*) [*ταρσός*, tarsus; *ἄλγος*, a pain]. Any pain, especially one of gouty character, in the tarsus.

**Tarsectomy** (*tar-sek'-to-me*) [*ταρσός*, tarsus; *ἐκτομή*, excision]. Excision of tarsal bones.

**Tarsectopia** (*tar-sek-to'-pe-ah*) [*ταρσός*, tarsus; *ἐκτοπος*, displaced]. Tarsal displacement.

**Tarsen** (*tar'-sen*) [*ταρσός*, tarsus]. Belonging to the tarsus in itself.

**Tarsitis** (*tars-i'-tis*). See *Blepharitis*.

**Tarso-** (*tar'-so-*) [*ταρσός*, tarsus]. A prefix denoting connection with or relation to the tarsus, as tarso-metatarsal (articulation), etc.

**Tarsocace** (*tar-sok'-as-e*). Synonym of *Podarthrocace*.

**Tarsocheiloplastic** (*tar-so-ki-lo-plas'-tik*) [*ταρσός*, tarsus; *χείλος*, edge; *πλάσσειν*, to shape]. Pertaining to a plastic operation on the edge of the eyelid.

**Tarsoclasia** (*tar-sok'-las-is*) [*ταρσός*, tarsus; *κλάσις*, rupture]. Rupture of the tarsal cartilages.

**Tarsomalacia** (*tar-so-mal-a'-se-ah*) [*ταρσός*, tarsus; *μαλακία*, softening]. Softening of the tarsal or palpebral cartilages.

**Tarsometatarsal** (*tar-so-met-at-ar'-sal*) [*ταρσός*, tarsus; *metatarsus*]. 1. Both tarsal and metatarsal; relating to the tarsus and the metatarsus. 2. In biology, a bone that unites the metatarsal and the tarsal bones in itself. **T. Amputation**, partial removal of the foot, as in *Lisfranc's Amputation*.

**Tarsophalangeal** (*tar-so-fa-lan'-je-al*) [*ταρσός*, tarsus; *φάλαγξ*, phalanx]. Pertaining to the tarsus and the phalanges.

**Tarsophyma** (*tar-so-f'-mah*) [*ταρσός*, tarsus; *ὄψμα*, growth]. Any morbid growth or tumor of the tarsus.

**Tarsoplasia** (*tar-so-pla'-ze-ah*) [*ταρσός*, tarsus; *πλάσσειν*, to form]. Same as *Tarsoplasty*.

**Tarsoplasty** (*tar'-so-plas-te*) [*ταρσός*, tarsus; *πλάσσειν*, to form]. Plastic surgery of the eyelid.

**Tarsorrhaphy** (*tar-so-r'-af-e*) [*ταρσός*, tarsus; *ῥαφή*, suture]. An operation upon the eyelids to diminish the palpebral opening, for ectropion, lagophthalmos, etc.

**Tarsotarsal** (*tar-so-tar'-sal*) [*ταρσός*, tarsus]. Between the tarsal bones; as an amputation through the foot—Chopart's amputation.

**Tarsotibial** (*tar-so-tib'-e-al*). Same as *Tibiotarsal*.

**Tarsotomy** (*tar-sol'-o-me*) [*ταρσός*, tarsus; *τομή*, section]. 1. Operation upon the tarsal cartilage in cases of entropion. 2. Operation on the tarsus of the foot. **T., Cuneiform**, removal of a wedge-shaped piece of any of the tarsal bones.

**Tarsus** (*tar'-sus*) [*ταρσός*, tarsus]. The instep, consisting of the calcaneum, or os calcis, the astragalus, cuboid, scaphoid, internal, middle, and external cuneiform bones. Also, the cartilage of the eyelid called the tarsal cartilage, which properly is dense connective tissue forming the support of the lid and giving it firmness and shape. In biology, the shank of a bird; the foot of an insect.

**Tartar** (*tar'-tar*) [*τάρταρον*, tartar]. 1. Argol. A popular name given to the acid potassium tartrate, which is a natural product of certain fruits, especially the grape, being deposited on the inside of wine-casks as a whitish or reddish crystalline crust, the impure super-tartrate of potassium. 2. The deposit of earthy or calcareous matter sometimes seen upon the teeth. **T., Cream of**, purified argol or acid potassium tartrate. **T. Emetic**, the tartrate of antimony and potassium. See *Antimony*.

**Tartareous** (*tar-tar'-e-us*) [*τάρταρον*, tartar]. Having a rough, crumbling surface.

**Tartaric** (*tar-tar'-ik*) [*τάρταρον*, tartar]. Having the nature of tartar. Also, applied to the acid derived from tartar. **T. Acid.** See *Acid*, *Tartaric*.

**Tartarized** (*tar'-tar-ized*) [*τάρταρον*, tartar]. Impregnated with tartar, or with tartaric acid. **T. Antimony**, tartrate of antimony and potassa. **T. Iron**, iron tartrate.

**Tartrate** (*tar'-trāt*) [*τάρταρον*, tartar]. The generic name of salts formed by the action of tartaric acid upon a base. **T. of Antimony and Potassium.** See *Antimony*. **T. of Potash and Soda.** See *Potassium*.

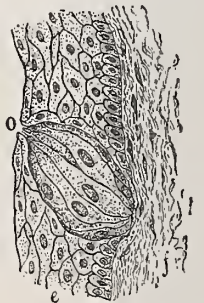
**Tartrazin** (*tar-tra'-zin*). See *Pigments, Conspectus of*.

**Tartronic Acid** (*tar-tron'-ik*). See *Acid*.

**Tasajos** (*tas'-azh-o*) [Sp.]. A preserved meat prepared in South America by cutting the meat in thin slices, then dipping it in brine and partially drying.

**Taste** (*tāst*) [ME., *tasten*, to taste]. The sense by which savors are perceived and discriminated. The glosso-pharyngeal nerve and the lingual branch of the fifth pair are the nerves mainly connected with this sense, of which the tongue is the chief organ. The lips, the inside of the cheeks, the palate, and the pharynx also receive impressions from sapid substances. **T., After**, a secondary taste perceived after the immediate taste has ceased. **T.-bud**, an oval, flask-shaped body, embedded in the epithelium of the tongue. It consists of an enveloping layer of greatly elongated epithelial cells, the cortical or tegmental cells, within which is a group of highly specialized neuro-epithelial elements, the *gustatory cells*. It is also called *T.-bulb*.

**T.-bulb.** See *T.-bud*. **T.-cell**, one of a number of peculiarly shaped, flask-like bodies found between the epithelial cells covering the slopes of the circumvallate papillae. They are the terminal end-organs of the gustatory nerve. **T.-center**, the gustatory nervous center. Its position is not determined. Ferrier places it close to that of smell, but even the course of the impulse is disputed. Gowers believes that taste-impressions reach the brain solely by the roots of the fifth nerve. **T.-end.** See *T.-cell*. **T.-goblets**, flask-like bodies on the sides and base of the tongue enclosing the gustatory cells. See *T.-cell*. **T.-pore**, the minute canal connecting the interior of a taste-bud with the surface of the mucous membrane.



TASTE-BUD FROM CIRCUMVALLATE PAPILLA OF A CHILD.

The oval structure is limited to the epithelium (*e*) lining the furrow, encroaching slightly upon the adjacent connective tissue (*f*); *p*, taste-pore through which the taste-cells communicate with the mucous surface. (After Piersol.)

**Tasteless** (*tast'-les*) [ME., *tasten*, to taste]. Without taste. **T. Ague-drop**, a solution of a soluble salt of arsenic, formerly used as a remedy for intermittent malarial fevers.

**Tattooing** (*tat-too'-ing*) [Tahitian, *tatu*, tattooing]. The operation of producing permanent colors in the skin by the introduction of foreign substances, such as carbon, India ink, and vermilion. It is a common practice among sailors, the color being introduced into the true skin by pricking it with needles. **Tattooing as a Therapeutic Measure**, to restore the natural color in parts which are pigmented, is occasion-





and branches used as dyes. **T. subvernica**, of S. America, is diuretic; others are actively astringent.

**Tectiform** (*tek'-tif-orm*) [*tectum*, a roof; *forma*, form]. In biology, like a roof or lid.

**Tectocephalic** (*tek-to-sef-all-ik*) [*tectum*, a cover; *κεφαλή*, head]. Pertaining to a roof-shaped skull.

**Tecto-chrysin** (*tek-to-kris'-in*) [*τέκτων*, a carpenter; *χρυσός*, gold]. A coloring-matter obtained from *Poplar Buds*.

**Tectology** (*tek-to'll-o-je*) [*τέκτων*, a builder; *λόγος*, science]. In biology, structural morphology.

**Tectona** (*tek-to'-nah*) [*τεκτωνία*, carpentry]. Teak, a tree of the natural order *Verbenaceae*, the East Indian oak. Its wood is valuable for ship-building. Its leaves are astringent and the flowers and seeds diuretic.

**Tectorium** (*tek-to'-re-um*) [*tegere*, to cover: *pl.*, *Tectoria*]. In biology, a covering, as the coverts of a bird; also applied to the membrane of Corti.

**Tectorial** (*tek-to'-re-al*) [*tectorium*, a cover]. Serving as a tectorium, or covering. **T. Membrane.** See *Membrane of Corti*.

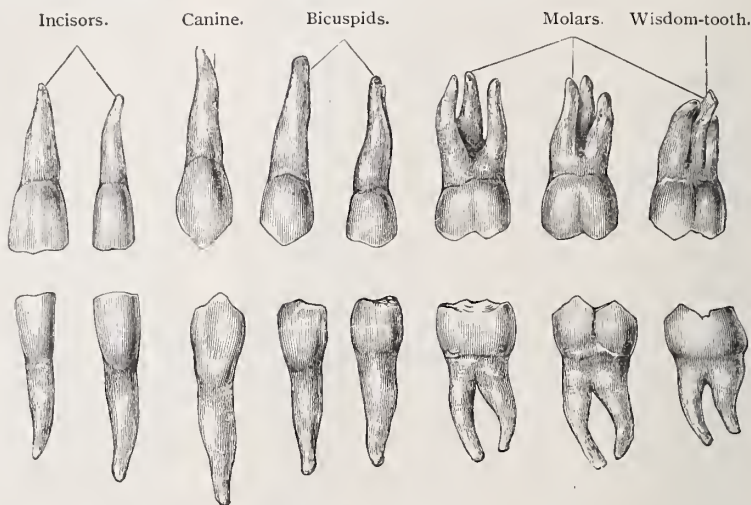
**Tectrices** (*tek'-tris-ēs*) [*tegere*, cover, conceal]. Plural of *Tectrix*. In biology, the feathers of the wing-coverts or tail-coverts of a bird, as distinguished from *remiges*, and *rectrices*.

**Tectrix** (*tek'-tri-ks*) [L., a cover: *pl.*, *Tectrices*]. Covering or hiding. Tectrices, the plural, applies to the smaller feathers that cover the quill-feathers, wings, or tail of a bird.

**Tedium vitæ** (*te'-de-um vi'-te*). See *Tedium*.

**Teeth** (*teth*) [Plural of *tooth*, *q.* E. Enamel. D. Dentine. P. M. Periodontal membrane. P. C. Pulp-cavity. C. Cement. B. Bone of the Lower Jaw. V. Vein. a. Artery. N. Nerve. (From *Stirling*.)]. In man, the hard bodies which occupy the alveolar cavities of the upper and lower jaws. They are the hardest portions of the body and the principal organs of mastication. The first set of teeth in childhood,

20 in number, are called *milk*, *temporary*, or *deciduous* teeth. In the adult the permanent teeth consist of 2



THE TEETH OF AN ADULT.

The upper section of the illustration represents the upper set, and the lower the lower set.

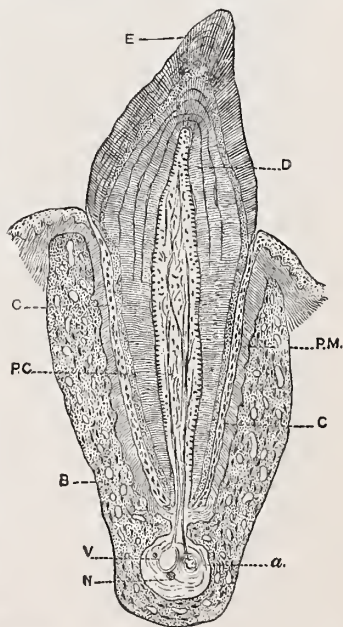
*incisors*, 1 *cuspid* or *canine*, 2 *premolars* or *bicusps*, and 3 *molars* in each lateral half of each jaw. The last molar of each half-jaw is cut at an age of from 20-25 years, and is therefore called a *wisdom-tooth*. In popular parlance the upper canine teeth are called *eye-teeth*; the lower canines, *stomach-teeth*. The upper central incisors are sometimes called *butter-teeth*. In structure the tooth consists of a hard *enamel*, encasing the crown; the *dentine*, within the enamel, constituting the whole of the root and interior of the crown; and the *pulp*, a bulbous prolongation of the mucosa of the gums, which is traversed by blood-vessels and nerve-filaments. The dentine of the root is surrounded by the cement or *crusta petrosa*. The exposed part of the tooth is the *crown*, the middle part the *neck*, and the part within the alveoli the *fang* or *root*. **T., Auditory**, the tooth-like projections on the edge of the limbus laminae spiralis of the ear. They extend between the epithelial cells and give the limbus an uneven, highly refracting surface. They are composed of the osteogenous tissue of the crista. **T., Numbering of the**, in numbering the teeth, the incisor next the symphysis menti or meson is first, the wisdom-tooth last, or eighth. The first incisor is also said to be central, mesal, or proximal, and the last or wisdom-tooth, distal. In numbering the groups of teeth, as incisors, bicusps or premolars, molars, the one nearest the symphysis is number one of the particular group. **T., Temporary**, the teeth of the first dentition; milk-teeth; deciduous teeth; also, a provisional set of artificial teeth.

**Teething** (*te'-thing*) [ME., *teethe*, to cut the teeth]. The development and appearance of the first teeth in an infant. Dentition.

**Teetotalism** (*te-to'-tal-izm*) [redup. of *total*]. The practice of entire abstinence from alcoholic beverages.

**Tegmen** (*teg'-men*) [*tegmen*, a cover: *pl.*, *Tegmina*]. In biology, a covering, as the coat of a seed, the coverts of a bird, or the elytrium of a beetle. **T. tympani**, the roof of the tympanic cavity.

**Tegmentum** (*teg-men'-tum*) [*tegere*, to cover]. A covering. The dorsal portion of the crus cerebri, formed



VERTICAL SECTION OF A TOOTH IN THE JAW.



by the deep longitudinal fibers, interlaced with transverse and arched fibers. In biology, an outer covering, as of a bud or a mollusc.

**Tegminal** (*teg'-min-al*) [*tegmen*, a covering]. In biology, integumentary.

**Tegminalia** (*teg'-min-a'-le-ah*) [*tegmen*, a covering]. Plural of *Tegminalium*. In biology, the plates of a tessellated crinoid or other similarly protected animal.

**Tegula** (*teg'-u-lah*) [*tegula*, a tile: *pl.*, *Tegulae*]. In biology, a sclerite covering the base of the fore-wing or the metathoracic spiracle of certain insects.

**Tegumen** (*teg'-u-men*). Same as *tegmen*.

**Tegument** (*teg'-u-ment*) [*tegere*, cover; conceal]. In biology, an enveloping or protective coat; a tegmen, or tegmentum.

**Teichmann's Crystals**. See *Hemin*.

**Teichmann-Neumann Test**. See *Tests*, *Table of*.

**Teichopsia** (*ti-kop'-se-ah*) [*τείχος*, wall; *ὄψις*, vision]. A temporary amblyopia, with subjective visual images like fortification-angles; probably due to vasomotor disturbances of the visual center.

**Teigne** [Fr.]. See *Tinea*. **T. pelade**. Synonym of *Alopecia areata*.

**Teinodynia** (*ti-no-din'-e-ah*). See *Tenodynia*.

**Teissier's Method**. See *Phosphates*.

**Tela** (*te'-lah*) [L.]. A web or web-like tissue; a plexus. **T. adiposa**, adipose tissue. **T. araneæ**. See *Spiders' Web*. **T. cellulosa**, areolar tissue. **T. choroidea**, the membranous roof of the parts of the third and fourth ventricles of the brain. See *Diatela* and *Metatela*. **T. epithelialis**, epithelial tissue. **T. flava**, elastic tissue. **T. hæmelis**, lymph-cells and blood-corpuscles, and, also, splenic tissue. **T. vasculosa**, the choroid plexus.

**Telæsthesia** (*tel-es-the'-ze-ah*). See *Telepathy*.

**Telangiectasia** (*tel-an-je-ek-ta'-ze-ah*) [*τέλος*, end; *ἀγγείον*, vessel; *ἐκτασις*, a stretching]. Dilatation of capillaries, or of the smaller blood-vessels.

**Telangiectasis** (*tel-an-je-ek-tas-is*). See *Telangiectasia* and *Nævus vascularis*. **T. faciei**. See *Acne rosacea*.

**Telangiectasy** (*tel-an-je-ek-tas-e*). Same as *Telangiectasia*.

**Telangiectatic** (*tel-an-je-ek-tat'-ik*) [*τέλος*, end; *ἀγγείον*, vessel; *ἐκτασις*, a stretching]. Relating to or characterized by telangiectasia. **T. Warts**. See *Angiokeratoma*.

**Telangioma** (*tel-an-je-o'-mah*) [*τέλος*, end; *ἀγγείον*, vessel; *ὄμα*, tumor]. A tumor composed of dilated capillaries.

**Telangioma** (*tel-an-je-o'-sis*) [*τέλος*, end; *ἀγγείον*, vessel]. Disease of the capillaries or minute blood-vessels.

**Telar** (*te'-lar*) [*tela*, a web]. Pertaining to a tela; of the nature of a tela.

**Telarian** (*te-la'-re-an*) [*tela*, a web]. In biology, web-making or tissue-making, as a spinning spider.

**Teledactyl** (*tel-e-dak'-til*) [*τήλε*, far; *δάκτυλος*, finger]. A device to avoid stooping when wishing to pick up things from the floor (in disease of the spine, injuries, etc.). It consists of six spring-forceps at the end of a cane, operated by a cord passing to the handle and provided with a ring for the index finger.

**Telegony** (*tel-eg'-o-ne*) [*τήλε*, afar; *γονή*, offspring]. The influence of a previous husband on the children of a subsequent one through the same woman.

**Telegraph** (*tel'-e-graf*) [*τήλε*, far; *γράφειν*, to write]. An electric apparatus for conveying information to a distance with great rapidity. **T., Muscle**, an apparatus for recording the contraction of muscles.

**Telegraphers' Cramp**. See *Cramp*.

**Telekinesis** (*tel-ek-in'-e-sis*) [*τήλε*, far; *κίνησις*, move-

ment]. The power claimed for some wonder-workers of causing objects to move without touching them.

**Telekinetic** (*tel-ek-in-et'-ik*) [*τήλε*, far; *κίνησις*, movement]. Pertaining to or characterized by telekinesis.

**Telecephalous** (*tel-e-o-sef'-ul-us*) [*τέλος*, complete; *κεφαλή*, head]. Having the full number of bones in the skull.

**Teleology** (*tel-e-ol'-o-je*) [*τέλος*, end; *λόγος*, treatise]. The doctrine of final causes.

**Teleophore** (*tel'-e-o-for*) [*τέλος*, complete; *φόρος*, bear]. See *Gonothecca*.

**Teleophyte** (*tel'-e-o-fyt*) [*tela*, a web or tissue; *φυτόν*, plant]. In biology, a plant exhibiting well differentiated tissues.

**Teleosis** (*tel-e-o'-sis*) [*τέλος*, τελειος, complete]. In biology, progressive development.

**Teleozoön** (*tel-e-o-zo'-on*) [*tela*, a web or tissue; *ζῶον*, an animal: *pl.*, *Teleozoön*]. In biology, an animal exhibiting well differentiated tissues; a metazoan.

**Telepathic** (*tel-ep-ath'-ik*) [*τήλε*, far; *πάθος*, disease]. Pertaining to telepathy.

**Telepathist** (*tel'-ep-ath-ist*, or *te-lep'-ath-ist*) [*τήλε*, far; *πάθος*, disease]. One who is versed in telepathy.

**Telepathy** (*tel'-ep-ath-e*, or *te-lep'-ath-e*) [*τήλε*, far; *πάθος*, disease]. Formerly an empiric form of treatment whereby cures were guaranteed by the exhibition of the remedy at a distance from the seat of disease. The term is now applied to a certain form of clairvoyance in which one is supposed to become conscious by dream or vision of distant events; the action of one mind upon another when the two persons are separated by a considerable distance, and there is no communication by means of the senses; thought-reading; thought-transfer.

**Telephone** (*tel'-ef-on*) [*τήλε*, far; *φωνή*, voice]. An apparatus which transmits the human voice or other sounds to a great distance. **T.-tinnitus**, a professional neurosis of the auditory mechanism said to be caused by constant use of the telephone.

**Telescope** (*tel'-es-kōp*) [*τήλε*, far; *σκοπεῖν*, to examine]. An instrument for observing objects situated at a great distance, especially the heavenly bodies. **T.-eye**, an abnormalism of the orbit said to be caused by the constant use of optic instruments, like the telescope, microscope, etc.

**Telescopic** (*tel-es-kop'-ik*) [*τήλε*, far; *σκοπεῖν*, to view]. Pertaining to the telescope. **T. Catheterism**, the passage of several catheters, each smaller than the one before it, one within another, until one is passed through a urethral stricture.

**Telestereoscope** (*tel-es-ter'-e-o-skōp*) [*τήλε*, afar; *στερεός*, solid; *σκοπεῖν*, to view]. An instrument for obtaining a stereoscopic view of distant objects, by which such objects obtain a relief like that of near objects.

**Teleutogonidium** (*tel-u'-to-go-nid'-e-um*) [*τελευτή*, completion; *γονός*, generation: *pl.*, *Teleutogonidia*]. See *Teleutospore*.

**Teleutospore** (*tel-u'-to-spōn*) [*τελευτή*, completion; *σπορά*, seed]. In biology, a peculiar, thick-walled, often compound spore, produced by the *Uredineæ* or *Rusts* late in the season; a brand-spore; pseudo-spore.

**Telluric** (*tel-u'-rik*) [*tellus*, earth]. Derived from the earth or soil; as a *telluric miasm*.

**Tellurism** (*tel'-u-rizm*) [*tellus*, earth]. Telluric miasm; influence of the soil as a cause of disease.

**Tellurist** (*tel'-u-rist*) [*tellus*, earth]. One who believes in the telluric origin of any disease (e. g., of tetanus).

**Tellurium** (*tel-u'-re-um*) [*tellus*, the earth].  $\text{Te}=128$ ; sp. gr. 6.24, quantitative II, IV, and VI. A non-metallic element of bluish-white color, brittle, brilliant, easily fusible, and resembling sulphur in chemic pro-

peries. None of the preparations are used in medicine. The element itself, like selenium, imparts an extremely fetid odor to the exhalations and excreta of the body. See *Elements, Table of*.

**Teloblast** (*tel'-o-blast*) [τέλος, end; βλαστός, germ]. A segmentation-sphere at the extremity of the germ-band, which becomes elongated by cells arising from the mesoblast.

**Teloblastic** (*tel-o-blas'-tik*) [τέλος, end; βλαστός, germ]. Pertaining to the teloblast.

**Telodendron** (*tel-o-den'-dron*) [τέλος, end; δένδρον, tree]. The terminal arborization of an axis-cylinder process.

**Telolecithal** (*tel-o-les'-ith-al*) [τέλος, end; λέκιθος, yolk]. Having a relatively large mass of food-yolk, eccentrically placed; said of certain meroblastic eggs.

**Telolemma** (*tel-o-lem'-ah*) [τέλος, end; λέμμα, husk]. The membrane covering the eminence of Doyère, or the point of entrance of a motor nerve into muscular fiber.

**Telomalacia** (*tel-o-mal'-a'-se-ah*) [τέλος, surface; μαλακία, softness]. Phlegmonous erysipelas.

**Telopore**, (*tel'-o-pōr*) [τέλος, end; πόρος, pore]. A terminal pore in the embryos of certain insects.

**Telotroch**, **Telotrocha** (*tel'-o-trok, tel'-ol'-ro-kah*) [τέλος, end; τροχός, a wheel; *pl.*, *Telotrochæ*]. A chaetopod larva in which there is present a preoral and a postoral (*i. e.*, a perianal) ring of cilia; the latter sometimes has the form of a perianal patch. Cf. *Atrocha*, *Monotrocha*, *Polytrocha*, *Nototrocha*, *Gastrotrocha*, *Amphitrocha*, *Actinotrocha*, *Trochophora*.

**Telson** (*tel'-son*) [τέλσον, a limit]. In biology, the terminal somite of the pleon of a crustacean.

**Temper** (*tem'-per*) [*temperare*, to regulate]. That mixture of mental and emotional qualities that produces a predominant quality of disposition or character. The *temper* is one of the points to be carefully noted in cases of insanity or other central nervous disorder. Moderation; equipoise of mind; also, as a verb, to mingle, modify.

**Temperament** (*tem'-per-am-ent*) [*temperamentum*]. A term vaguely applied to the predominance of one group or order of constitutional functions over others in an individual. The various divisions of temperament were based on the former doctrine of the four humors of the body—blood, lymph, bile, and atrablis or black bile; the predominance of any one resulting respectively in a sanguine, lymphatic, bilious, or melancholic temperament. Although the doctrine of the temperaments has long since lost its significance, it is generally admitted that an individual may have a predisposition to types of mental action not improperly classed as nervous, phlegmatic, lymphatic, etc. **T.**, **Bilious**, that marked by a predominance of bile; persons of this type having sallow complexions, dark hair, sluggish circulations. They have great firmness and endurance. **T.**, **Lymphatic**, that characterized by fair complexion, light hair, flabby muscles, slight force of character, and slightly developed passions. **T.**, **Nervous**, that characterized by great activity and sensitiveness of the nervous system. **T.**, **Sanguineous**, that characterized by fair or ruddy complexion, rapid pulse, a hopeful disposition, and strong passions.

**Temperance** (*tem'-per-ans*) [*temperantia*]. Moderation in satisfying desire; especially as regards the use of alcoholic beverages.

**Temperate** (*tem'-per-at*) [*temperatus*, moderated]. Moderate, without excess. **T. Zone**, the zone of climate situated between the isotherms of 30° and 70°.

**Temperature** (*tem'-per-a-tiūr*) [*temperatura*]. The degree of intensity of heat or molecular vibration. **T.**, **Absolute**, that reckoned from the absolute zero

of temperature, estimated at 273° below the zero of the Centigrade thermometer. **T.**, **Conversion**, that at which the decomposition of artificially inactive, asymmetric compounds takes place. **T.**, **Morbid**, any considerable variation from the normal temperature of the body. **T.**, **Normal**, the temperature of the body in a state of health—98.6° F., as estimated by the clinical thermometer. See *Thermometer*. **T-spots**, variations of the heat of the skin, showing a specific end-apparatus arranged in a punctated manner connected with the temperature-sense. Temperature-spots are arranged in a linear manner or in chains, usually slightly curved. *Cold-spots*, spots where only the sensation of cold will be felt. *Hot-spots*, where only heat will be felt. Both are anesthetic toward pain and pressure. The cold-spots are the more abundant.

**Temple** (*tem'-pl*) [*tempus*, time; from the throbbing of the temporal artery, or from belief that the hair first turns gray at this place]. The flat or depressed portion of the head between the eye and ear and neighboring parts.

**Templin-oil** (*tem'-plin-oil*) [*Templin*, a town of Prussia]. Oil of pine-cones, from *Pinus pumilio*; it resembles ordinary oil of turpentine.

**Temporal** (*tem'-po-ral*) [*temporalis*; *tempora*, temples]. Pertaining to the temples. **T. Artery**. See *Artery*. **T. Bone**, the bone situated at the side and base of the skull. It is divided into a squamous, a mastoid, and a petrous portion. **T. Diplopia**. Same as *Homonymous Diplopia*. **T. Fossa**. See *Fossa*. **T. Muscle**. See *Muscles, Table of*. **T. Operculum**. See *Post-operculum*. **T. Ridge**. See *Ridge*.

**Temporarii**, **Dentes** (*tem-po-ra'-re-i den'-tēz*) [L.]. The temporary, or milk, teeth.

**Temporary** (*tem'-po-ra-re*) [*temporarius*, lasting but for a time]. Not permanent. **T. Stopping**, a preparation consisting principally of bleached gutta-percha, carbonate of lime, and quartz, for filling teeth. **T. Teeth**. See *Teeth*.

**Temporen** (*tem'-po-ren*) [*tempora*, the temples]. Belonging to the temporal bone in itself.

**Temporization** (*tem-po-riz-a'-shun*) [*tempus*, time]. The expectant treatment of disease. See *Expectant*.

**Temporo-** (*tem'-po-ro-*) [*tempus*, time]. A prefix denoting connection with the temple, as, *e. g.*, temporo-facial, temporo-malar, temporo-occipital, etc.

**Temporo-auricular** (*tem-po-ro-aw-rik'-u-lar*) [*tempus*, time; *auricularis*, of the ear]. Pertaining to the temporal and auricular regions of the head.

**Temporo-occipital** (*tem-po-ro-ok-sip'-it-al*) [*tempus*, time; *occiput*, occiput]. Pertaining to the temple and back of the head.

**Temporo-facial** (*tem-po-ro-fa'-shal*) [*tempus*, time; *facies*, face]. The larger of the main branches of the facial nerve.

**Temporo-hyoid** (*tem-po-ro-hi'-oid*) [*tempus*, time; *hyoid*]. Pertaining to the temporal and hyoid bones.

**Temporo-malar** (*tem-po-ro-ma'-lar*) [*tempus*, time; *mala*, cheek]. Pertaining to the temporal and malar bones, or to the temple and the cheek.

**Temporo-mandibular** (*tem-po-ro-man-dib'-u-lar*) [*tempus*, time; *mandible*]. Pertaining to the temporal bone and the mandible.

**Temporo-mastoid** (*tem-po-ro-mas'-toid*) [*tempus*, time; *mastoid*]. Pertaining to the temporal and mastoid regions of the skull.

**Temporo-maxillary** (*tem-po-ro-maks'-il-a-re*) [*tempus*, time; *maxilla*, maxilla]. Pertaining to the temporal region and the upper jaw.

**Temporo-parietal** (*tem-po-ro-par-i'-et-al*) [*tempus*, time; *paries*, wall]. Pertaining to the temporal and parietal bones.



**Temporo-sphenoid** (*tem-po-ro-sfe'-noid*) [*tempus*, time; *sphenoid*]. Same as *Sphenotemporal*.

**Temulence** (*tem'-u-lens*) [*temulentia*]. Inebriety; drunkenness.

**Temulentia** (*tem-u-len'-she-ah*). Synonym of *Alcoholism*.

**Tenacious** (*te-na'-shus*) [*tenax*, tough]. Having the quality of toughness or ability to resist mechanical strain or dissolution.

**Tenacity** (*te-nas'-it-e*) [*tenacitas*]. Toughness; resistance to fracture or dissolution.

**Tenaculum** (*ten'-ak'-u-lum*) [*tenere*, to hold; *pl.*, *Tenacula*]. 1. An instrument, usually hook-shaped, for seizing and holding divided vessels, etc. 2. One of a pair of processes on the abdomen of certain insects (*Poduridae*, spring-tails) serving to hold the elater in place. **T.-forceps**. See *Forceps*.

**Tenalgia** (*ten-al'-je-ah*) [*τένων*, tendon; *ἄλγος*, pain]. Same as *Tendynia*.

**Tenax** (*te'-naks*) [L.]. Oakum especially prepared for surgeons' use.

**Tench's Mouth**. The os uteri (*os tincae*). **T.'s Nose**. Same as *T. Mouth*.

**Tendency** (*ten'-den-se*) [*tendere*, to stretch]. The inclination or aim toward a given state or condition.

**Tender** (*ten'-der*) [*tener*, soft; Fr., *tendre*]. 1. Sensitive to impressions, especially to touch; soft, and readily yielding to the knife. 2. Delicate, easily destroyed.

**Tenderness** (*ten'-der-nes*) [*tener*, soft]. The condition of abnormal sensitiveness to touch; soreness.

**Tendinosus** (*ten-din-o'-sus*) [L.]. Same as *Semiten-dinosus*. See *Muscles*, *Table of*.

**Tendinous** (*ten'-din-us*) [*tendinosus*]. Pertaining to or having the nature of tendon.

**Tendo, Tendon** (*ten'-do, ten'-don*) [*tendo, tendinis*, a tendon: *pl.*, *Tendines, Tendons*]. A tendon; the white, glistening, fibrous cord connecting the body of a muscle with its point of insertion. **T. Achilles**, the Achilles tendon or common tendon of the gastrocnemius and soleus muscles, the thickest and strongest of the body. **T. Achilles Reflex**. See *Reflexes*, *Table of*. **T. calcaneus**. Same as *T. Achilles*. **T., Central**, the trifoliate aponeurosis in the center of the diaphragmatic vault. **T., Cordiform**. See *T., Central*. **T., Hamstring**. See *Hamstring*. **T.-reflex**. See *Reflexes*, *Table of*. **T.-spindle**, a peculiar nerve-ending in tendons described by Golgi as being found in the immediate vicinity of the union with the muscle, also called Golgi's corpuscle. **T. of Zinn**, the ligament of Zinn.

**Tendophony** (*ten -doff'-o-ne*) [*tendo*, tendon; *φωνή*, voice]. Auscultatory sounds supposed to be caused by the chordæ tendineæ.

**Tendoplasty** (*ten'-do-plas-te*) [*tendo*, tendon; *πλάσσειν*, to form]. A plastic operation on tendons.

**Tendo-synovitis** (*ten'-do-si-no-vi'-tis*) [*tendo*, tendon; *synovia*, synovia]. The "compound ganglion" of older text-books, now recognized as a local tuberculosis.

**Tendotome** (*ten'-do-tôm*). See *Tenotome*.

**Tendo-vaginitis granulosa** (*ten-do-vaj-in-i'-tis gran-u-lo'-sah*) [L.]. Hueter's term for tuberculosis of tendon-sheaths, the sheaths being filled with granulation or fungous tissue.



TENDON, TAIL OF RAT.

a. Tendon-cells seen on edge and embracing a fiber; bb. On the flat, the cells with a ridge.

**Tendrill** (*ten'-dril*) [*tener*, soft, delicate]. In biology, a leaf, a portion of a leaf, or a branch so modified as to serve the purpose of a climbing organ.

**Tenesmic** (*te-nez'-mik*) [*τενεσμός*; *τείνειν*, to strain]. Of the nature of or affected with tenesmus.

**Tenesmus** (*te-nez'-mus*) [*τενεσμός*; *τείνειν*, to strain]. Rectal or vesical pain, with spasmodic contraction of the sphincter ani or sphincter vesicæ. The painful desire to empty the bowels or bladder without the evacuation of feces or urine.

**Tenia, Tænia** (*te'-ne-ah*) [*ταινία*, a band, fillet, ribbon]. In biology, a genus of parasitic platode worms of the Class *Cestoda* (tapeworms) and Order *Polyzoa*. They form ribbon-like stocks, composed chiefly of a row of consecutive segments progressively increasing in size posteriorly (*proglottides*) and arising by strobilation from the knob-like head (*scolex*), which is provided with organs of adhesion. Over 300 species are recognized, having for their hosts very widely separated animals, with correspondingly wide geographic distribution. Cf. *Parasites (Animal)*, *Table of*, also *Cysticercus*, *Echinococcus*, *Measles*. **T.-chain**, the chain formed by the proglottides or joints of a tapeworm. **T.-head**. See *Scolex*. **T. hippocampi**, the corpus fimbriatum of the hippocampus major. See *Fimbria*. **T. semicircularis**, a whitish band along the caudatum forming one of the margins of the rima; also called *tenia*. **T. thalami**, the habena or habenula. **T. tubæ**, the name given by F. B. Robinson to a band forming a thickening of the upper border of the perisalpinx or peritoneum covering the upper border of the Fallopian tube; being shorter than the tube, it aids in sacculating it, which is detrimental to the facility of transmitting ova, leads to ectopic gestation by allowing the ovum to slip into portions of the tube which are not in the main stream of the menstrual fluid. The women possessing this band have usually premenstrual pain or tubal colic, and are either sterile or have few children. This band is considered a relic of embryonic life. **T. violacea**, a part of the fourth ventricle.

**Teniaceide, Tæniacide** (*te'-ne-as-id*) [*tenia*, tapeworm; *cædere*, to kill]. Destructive of tapeworms; a remedy that destroys tapeworms.

**Teniafuge, Tæniafuge** (*te'-ne -af -ûj*) [*tenia*, tapeworm; *fugare*, to drive]. An agent that expels, without necessarily killing, *tenia*.

**Teniasis** (*te-ni'-as-is*) [*tenia*, *tenia*]. The ensemble of symptoms resulting from the presence of *tenia* in the body.

**Teniate** (*te'-ne-ât*) [*tenia*, tapeworm]. Ribbon-like in shape.

**Tenicide** (*ten'-is-id*). See *Teniaceide*.

**Tenifuge** (*ten'-if-ûj*). See *Teniafuge*.

**Tenioid** (*te'-ne -oid*) [*ταινία*, a band, ribbon; *ειδος*, form]. In biology, ribbon-like, or resembling a tapeworm.

**Teniola** (*ten-i'-o-lah*) [L.]. A small ribbon. **T. cinerea**. 1. A thin, grayish ridge separating the striæ of the floor of the fourth ventricle from the cochlear division of the acoustic nerve. 2. In biology, one of the four ridges developed on the exumbrellar gastric wall of certain *Medusa* (*Scyphopolyps*), also called gastral *teniola*, gastric ridges, *tenioles*. Cf. *Phacelli*.

**Teniophobia** (*te-ne-o-fô'-be-ah*) [*tenia*, tapeworm; *φόβος*, dread]. Morbid dread of becoming the host of a tapeworm.

**Tennant's Powder**. See *Powder*.

**Tennis-arm**. Same as *T.-elbow*. **T.-elbow**, a strain of the elbow, said to be frequent in tennis-players.

**Tennysin** (*ten'-is-in*). A certain alkaloid occurring in brain-tissue.

**Tenodynia** (*ten-o-din'-e-ah*) [τένων, tendon; ὀδύνη, pain]. Pain in a tendon.

**Tenography** (*ten-og'-ra-fē*). See *Tenontography*.

**Tenology** (*ten-ol'-o-jē*). See *Tenontology*.

**Tenon, Capsule of**. A fibro-elastic membrane or fascia separating the eyeball from the surrounding tissues within the orbit. It is covered by a continuous layer of endothelial plates, and corresponds to a synovial sac, whose lubricated surfaces of contact facilitate the movements of the eyeball. (Piersol.) **T.'s Membrane**. See *T.'s Capsule*. **T.'s Space**, a lymph-space separating the sclera from Tenon's capsule.

**Tenonitis** (*ten-on-i'-tis*) [*Tenon*, an anatomist; ιτις, inflammation]. Inflammation of Tenon's capsule.

**Tenontagra** (*ten-on-ta'-grah*) [τένων, tendon; ἄγρα, seizure]. Gout in tendons.

**Tenontodynia** (*ten-on-to-din'-e-ah*). See *Tenodynia*.

**Tenontography** (*ten-on-tog'-ra-fē*) [τένων, tendon; γράφειν, to write]. The descriptive anatomy of the tendons.

**Tenontology** (*ten-on-tol'-o-jē*) [τένων, tendon; λόγος, treatise]. The sum of what is known regarding the nature, etc., of tendons.

**Tenontomia** (*ten-on-to'-me-ah*). Synonym of *Tenotomy*.

**Tenontophyma** (*ten-on-to'-fī'-mah*) [τένων, tendon; φύμα, growth]. A tumor growing on a tendon.

**Tenontophyte** (*ten-on'-to'-fīt*) [τένων, tendon; φυτόν, plant]. A new formation upon a tendon.

**Tenostostoma** (*ten-on-tos'-to-mah*) [τένων, tendon; ὀστέον, bone]. Bony change in a tendon.

**Tenophyte** (*ten'-o-fīt*) [τένων, tendon; φυτόν, growth]. An osseous or cartilaginous growth on a tendon.

**Tenorrhaphy** (*ten-or'-af-e*) [τένων, tendon; ράφω, suture]. The uniting of a divided tendon by sutures.

**Tenositis** (*ten-o-si'-tis*) [τένων, tendon; ιτις, inflammation]. Inflammation of a tendon.

**Tenostosis** (*ten-os-to'-sis*) [τένων, tendon; ὀστέον, bone]. Ossification of a tendon.

**Tenosuture** (*ten-o-su'-tūr*). Same as *Tenorrhaphy*.

**Tenosynitis** (*ten-o-sin-i'-tis*). See *Tenosynovitis*.

**Tenosynovitis** (*ten-o-si-no-vi'-tis*) [τένων, tendon; synovia, synovia; ιτις, inflammation]. Combined inflammation of a tendon and of its sheath. See *Thecitis*.

**Tenotome** (*ten'-o-tōm*) [τένων, tendon; τομή, cutting]. A tenotomy-knife.

**Tenotomize** (*ten-ot'-o-mīz*) [τένων, tendon; τομή, a cutting]. To perform tenotomy.

**Tenotomomania** (*ten-ot-o-mo-ma'-ne-ah*) [τένων, tendon; τομή, a cutting; μανία, mania]. A morbid desire to perform tenotomy.

**Tenotomy** (*ten-ot'-o-me*) [τένων, tendon; τέμνειν, to cut]. The operation of cutting a tendon to correct deficiencies, inequalities, derangements, or disorders due to muscular contractions or imbalance, and for the correction of heterophoria or strabismus. See *Strabotomy*. **T., Graduated**, cutting a part of the fibers of the tendon of an ocular muscle for heterophoria or slight degrees of strabismus. **T., Tarsal**, division of the peroneal tendon for the relief of spavin.

**Tension** (*ten'-shun*) [*tensio*; *tendere*, to stretch]. In physics, that force apparent in mutual repulsion of the molecules of gases. It disappears when the repulsion is balanced by gravitation. The tendency of electricity to overcome resistance. In physiology, the condition of an organ when under a strain. **T., Elastic**, stretching by means of an elastic material. **T., Intraocular**, the pressure of the intraocular contents upon the sclerotic. Abnormal increase of tension is characteristic of glaucoma. Accurate measurement of tension is made by means of instruments called tonometers; for practical purposes it is estimated by palpa-

tion with the fingers. The registration of tension is indicated by the following terms: *Tn.* = Tension normal; the varying degrees of subnormality by the sign —, prefixed to the figures, 1, 2, 3, the last denoting extreme flaccidity; hypertension is indicated by the sign +, prefixed to 1, 2, 3, the last indicating the extreme hardness of the highest glaucomatous pressure.

**T., Muscular**, the state of moderate contraction which occurs when muscles are passively stretched.

**Tensor** (*ten'-sor*) [*tendere*, to stretch]. An organ or part whose function is to make tense. **T. Muscles**. See *Muscles*, Table of.

**Tent** [*tenta*, a tent; *pl.*, *Tentæ*]. An instrument made of compressed sponge, laminaria, tupelo, or other material that increases in volume by the absorption of water; it is used chiefly for dilating the cervix of the uterus. **T., Cornstalk**, a tent made of dried cornstalk pith. **T., Laminaria**, a tent made of dried Laminaria stems. **T., Sponge**, a tent made of compressed dry sponge. **T.-wine** [*vinum tinctum*, colored wine], a Spanish wine of dark-red color.

**Tentacle** (*ten'-tak-l*) [*tentare*, handle, touch, feel]. In biology, loosely applied to any slender, tactile or prehensile organ, as a feeler, horn, proboscis, antenna, vibrissa, ray, or arm.

**Tentacula** (*ten-tak'-u-lah*). Same as *Tentacle*.

**Tentaculate** (*ten-tak'-u-lāt*) [*tentaculum*, a tentacle]. Having tentacles.

**Tentaculicyst** (*ten-tak'-u-lis-ist*) [*tentaculum*, a tentacle; κύστις, a cyst]. In biology, one of the auditory tentacles of certain *Cnidaria*. "They are short, transformed tentacles in which the solid endodermal axis, or the peripheral distal end-cells of the hollow tentacle-canal form one or more otoliths." Also spelled *tentaculocyst*.

**Tentaculiferous** (*ten-tak-u-lif'-er-us*) [*tentaculum*, tentacle; *ferre*, to bear]. Bearing tentacles.

**Tentaculiform** (*ten-tak'-u-lif-orm*) [*tentaculum*, tentacle; *forma*, form]. Tentacular.

**Tentaculigerous** (*ten-tak-u-lif'-er-us*). Same as *Tentaculiferous*.

**Tentaculocyst**. See *Tentaculicyst*.

**Tentaculum** (*ten-tak'-u-lum*) [*tentare*, feel, touch, handle; *pl.*, *Tentacula*]. In biology, a tentacle.

**Tentigo** (*ten-ti'-go*) [L.]. Lust; satyriasis. **T. prava**. Synonym of *Lupus*. **T. venerea**. Synonym of *Nymphomania*.

**Tentorial** (*ten-to'-re-al*) [*tentorium*]. Pertaining to the tentorium.

**Tentorium** (*ten-to'-re-um*) [*tentorium*, a tent; *pl.*, *Tentoria*]. In biology: (a) the endocranium; (b) the partition between the cerebrum and the cerebellum formed by an extension of the dura; it is sometimes ossified.

**Tenuifolious** (*ten-u-if'-le-us*) [*tenuis*, thin; *folium*, leaf]. In biology, having slender leaves.

**Tephromyelitis** (*tef-ro-mi'-el-i'-tis*). Synonym of *Paralysis, Infantile*. See also *Polio-myelitis*.

**Tephrosia** (*tef-ro'-ze-ah*) [τεφρός, ashen]. A genus of some 125 species of leguminous plants, a few of which are N. American. **T. apollinea**, **T. senna**, **T. leptostachya**, and other tropical or subtropical species have purgative leaves. Unof. **T. virginiana** (catgut, hoary pea, goat's rue, turkey-pea, devil's shoe-strings) is tonic and anthelmintic.

**Tephrosis** (*tef-ro'-sis*). See *Incineration*.

**Tephrylometer** (*tef-ril-om'-et-er*) [τέφρα, ashes; μέτρον, measure]. A graduated glass tube for measuring the thickness of the gray matter of the brain by means of the segment or core removed.

**Tepid** (*tep'-id*) [*tepidus*, warm]. About blood heat. **T. Bath**. See *Bath*.



**Tepidarium** (*tep-id'-a'-re-um*) [*tepidus*, warm]. A warm bath. See *Bath*.

**Tepopote** (*te-po'-po-te*). Teamsters' Tea. The twigs of *Ephedra antisiphilitica*, commonly known in the Southwestern U. S. as *canutillo*, or warehouse tea. It is said to be serviceable in venereal diseases. Dose of the fld. ext. ʒj-ij. Unof.

**Ter-** [L., three times]. A common prefix meaning three, or threefold. In chemistry, a prefix joined to the names of certain compounds containing three acid atoms or radicles.

**Terabdelle** (*ter-ab'-del*) [*τερειν*, to bore; *βδάλλειν*, suck]. An instrument employed by Damoiseau to supersede the leech.

**Teracrylic Acid** (*ter-ak-ril'-ik*). See *Acid*.

**Teras** (*te'-ras*) [*τέρας*, a monster; *pl.*, *Terata*]. A monster. **Terata anadidyma**, an order of double autositic monsters in which there is an upward cleavage of the cerebro-spinal axes. Fusion has occurred at the cephalic extremity, with divergence of the caudal, and, as the result, a double monster is produced, single above and double below. **T. anakatadidyma**, an order of double autositic monsters in which there is both upward and downward cleavage of the cerebro-spinal axes. The two primitive traces approach at points in their continuity only, while the two extremities diverge. As a result, a double being is formed, double above and below, with union between. **T. katadidyma**, an order of double autositic monsters in which there is a cleft of the cerebro-spinal axes from above downward; that is, the primitive traces have fused at their caudal extremity, and diverge in varying degrees as they ascend. The result is a double being, separated above and joined below.

**Teratic** (*ter-at'-ik*) [*τερατικός*, monstrous]. Of the nature of a teratism; monstrous.

**Teratism** (*ter'-at-izm*) [*τέρας*, a wonder, marvel, monster]. Any anomaly of conformation, whether congenital or acquired through disease or injury. Gouley classifies monstrosities as follows: A. *Congenital monstrosities*, or vices of primary conformation, grouped as follows: 1. The *ectrogenic*. Those monstrosities in which are absent or defective certain parts belonging to the normal body; for example, the absence of one kidney, of one or both testicles, of the external urogenital organs, etc. 2. The *symphysic*. Those monstrosities produced by fusion or coalition of organs, such as the kidneys. 3. The *ceasmic*. Those monstrosities in which the parts that should be united remain in their primitive, fissured state, as in hypospadias and epispadias. 4. The *atresic*. Those monstrosities in which natural openings are occluded, as in imperforate urethra. 5. The *hypergenetic*. Those monstrosities in which certain parts are disproportionately large, such as the penis, the testicles, etc. 6. The *ectopic*. Those monstrosities in which one or more than one part may be abnormally placed, such as a kidney or both kidneys, etc. 7. The *hermaphroditic*. Those monstrosities in which organs of both sexes exist. B. *Acquired monstrosities*, or those that are the outcome of disease, of violence, or of operations necessitated by diseased conditions or injuries. They may be grouped as follows: 1. The *ectrogenic*. Those monstrosities caused by the loss of some part from disease, injury, or operation. 2. The *symphysic*. Those monstrosities produced by the fusion of parts from disease, injury, or operation. 3. The *ceasmic*. Those monstrosities in which a cleft results through disease, injury, or operation. 4. The *atresic*. Those monstrosities in which natural openings are occluded through disease, injury, or operation. 5. The *hypergenetic*. Those

monstrosities in which certain parts are inordinately enlarged through disease. 6. The *ectopic*. Those monstrosities in which a part is displaced through disease or injury. Other classifications of monstrosities have been given by Ahlfeld, Bischoff, Blumenbach, Breschet, Buffon, Fisher, Licetus, Meckel, and Otto. See *Monstrosities, Table of Classification of*, according to Geoffroy Saint-Hilaire, altered by Hirst and Piersol, under *Monster*.

**Teratogenic** (*ter-at-o-jen'-ik*) [*τέρας*, monster; *γεννᾶν*, to produce]. Giving rise to teratism, or monstrosity.

**Teratogeny** (*ter-at-oj'-en-e*) [*τέρας*, a monster; *γεννᾶν*, to beget]. The formation or bringing forth of monstrosities.

**Teratoid** (*ter'-at-oid*) [*τέρας*, monster; *εἶδος*, resemblance]. Resembling a monster, or anomalous organization.

**Teratology** (*ter-at-ol'-o-je*) [*τέρας*, monster; *λόγος*, science]. In biology, the science of malformations and monstrosities in the vegetable or animal kingdom.

**Teratoma** (*ter-at-o'-mah*) [*τέρας*, monster; *δύμα*, tumor; *pl.*, *Teratomata*]. A congenital tumor, which may contain various concretions of organic tissue, as teeth, hair, and other erratic material. Dermoid cyst.

**Teratomatous** (*ter-at-o'-mat-us*) [*τέρας*, monster; *δύμα*, tumor]. Of the nature of or resembling a teratoma.

**Teratophobia** (*ter-at-o-fo'-be-ah*) [*τέρας*, tumor; *φόβος*, dread]. Morbid fear of monsters, or of deformed or peculiar individuals.

**Teratosis** (*ter-at-o'-sis*) [*τέρας*, monster]. A congenital deformity.

**Terbasic** (*ter-ba'-zik*). Synonym of *Tribasic*.

**Terbium** (*tur'-be-um*) [*Ytterby*, in Sweden]. A supposed metallic element, as yet not isolated. See *Elements, Table of*.

**Terchlorid** (*ter-klo'-rid*) [*ter*, three; *χλωρός*, green]. Synonym for *Trichlorid*.

**Terebella** (*ter-e-bell'-ah*) [L., dim. of *terebrā*; *gen.*, *Terebellæ*]. A trephine or trepan.

**Terebellum** (*ter-e-bell'-um*) [L.]. An instrument used in craniotomy to perforate the skull.

**Terebene** (*ter'-e-ben*) [*τερεβινθος*, terebinth],  $C_{10}H_{16}$ . A hydrocarbon obtained by the oxidation of oil of turpentine by means of sulphuric acid. It is soluble in alcohol and is recommended for winter cough as an expectorant, and for inhalation in bronchitis. Dose  $\mathfrak{m}\nu$ -xx on sugar or suspended in water.

**Terebic Acid** (*ter-eb'-ik*). See *Acid*.

**Terebilen** (*ter-eb'-il-en*) [*τερεβινθος*, terebinth]. A camphoraceous liquid produced by the action of hydrochloric acid upon a terpene or oil of turpentine.

**Terebinth** (*ter'-e-binth*) [*τερεβινθος*, terebinth]. 1. The turpentine tree, *Pistacia terebinthus*, which yields Chian turpentine. 2. Turpentine; terebinthina.

**Terebinthina** (*ter-e-bin'-thin-ah*) [*τερεβινθος*, terebinth; *gen.*, *Terebinthina*]. Turpentine. The oleoresin obtained from yellow pine, *Pinus australis*, and other species. Its properties are due to an essential, volatile oil, which is the form mainly used. It is stimulant, antispasmodic, diuretic, and anthelmintic, and externally a rubefacient. It is useful in intestinal hemorrhage, as a cardiac stimulant, and in various zymotic fevers, and externally in neuralgia, gangrene, and rheumatism. Dose of the oil  $\mathfrak{m}\nu$ -xv (of the oleoresin gr. v-ʒj). **T. canadensis**, "balsam of fir," a liquid oleoresin. Dose gr. v-xxx. **Turpentine, Chian**, clear, yellowish-white turpentine produced from the *Pistacia terebinthus*, of reputed benefit in carcinoma. Dose gr. iij-v. **T., Confectio** (B.P.). Dose ʒj-ij. **T., Enema** (B.P.), contains oil of turpentine and mucilage of starch. **T., Liniment.**, resin cerate 65, oil of turpentine 35

- parts. **T.**, **Lin.**, **Aceticum** (B.P.), oil of turpentine, glacial acetic acid, camphor-liniment. **T.**, **Oleum**, **Rectificatum**, rectified oil of turpentine. Dose  $\text{m}\nu\text{-}\frac{5}{8}$  ss. **T.**, **Ung.** (B.P.), oil of turpentine, resin, yellow wax, prepared oil. **Turpentine**, **Venice**, a solution of resin in oil of turpentine. **Terebene**, prepared by the action of sulphuric acid on turpentine. Dose gtt. v.
- Terebinthinate** (*ter-e-bin'-thin-āt*) [*τερεβινθος*, terebinth]. A member or derivative of the turpentine group.
- Terebinthine** (*ter-e-bin'-thin*) [*τερεβινθος*, terebinth]. Of the nature or having the qualities of turpentine.
- Terebination** (*ter-e-brat'-shun*) [*terebrare*, to bore]. The operation of boring or trephining; also, a boring pain.
- Teres** (*te'-rez*) [*terere*, to rub]. A name given to various organs and parts characterized by a round, smooth appearance. **T. Muscle** (*major and minor*). See *Muscles*, *Table of*. See also *Ligamentum teres*.
- Terete** (*ter-ēt'*) [*teres*, round, smooth]. In biology, nearly cylindric. A term descriptive of certain stems, leaves, pistils, etc.
- Teretipronator** (*te-re-tip-ro-na'-tor*) [L.]. The pronator radii teres. See *Muscles*, *Table of*.
- Teretiscapularis** (*te-re-tis-kap-u-la'-ris*) [L.]. The teres major muscle. See *Muscles*, *Table of*.
- Tergal** (*ter'-gal*) [*tergum*, back]. In biology, of or pertaining to the dorsal surface or aspect.
- Tergeminate** (*ter-jem'-in-āt*) [*ter*, thrice; *geminatus*, doubled]. In biology, having three pairs of parts, appendages, or organs.
- Tergite** (*ter'-jit*) [*tergum*, the back]. In biology, the dorsal piece of an arthropodan somite.
- Tergolateral** (*ter-go-lat'-er-al*) [*tergum*, back; *latus*, side]. Pertaining to the back and the side.
- Tergum** (*ter'-gum*) [*tergum*, back; *pl.*, *Terga*]. In biology, the back or dorsum, or the dorsal piece of an arthropodan somite.
- Terhydrid** (*ter-hil'-drid*) [*ter*, three; *ἵδωρ*, water]. A combination of three atoms of hydrogen with an element or radicle.
- Terioid** (*ter-i'-o-did*) [*ter*, three; *ἰώδης*, like a violet]. A trioidid.
- Term** [*τέρμα*, a limit]. The time during which anything lasts; the time of expected delivery; monthly course.
- Terma** (*ter'-mah*) [*τέρμα*, limit]. The lamina terminalis or lamina cinerea of the brain; the cephalic boundary of the mesal, encephalic cavities.
- Termatic** (*ter-mat'-ik*) [*τέρμα*, limit]. Pertaining to the terma; as the *termatic artery*.
- Terminal** (*ter'-min-al*) [*terminalis*; *τέρμα*, limit]. Pertaining to the end; placed at the end. In the plural, a name sometimes applied to the poles of a battery or other electric source, or to the ends of the conductors or wires connected thereto. **T. Artery**. See *Artery*. **T. Carbon Atoms**, those combined with three hydrogen atoms. **T. Genital Corpuscles**, Krause's name for the round dilatations terminating the nerves in the dermis covering the extremity of the penis in horses. **T. Neuritis**. See *Erythromelalgia*.
- Terminalia** (*ter-min-a'-le-ah*) [L.]. A genus of combretaceous tropical trees. See *Myrobalan*.
- Termination** (*ter-min-a'-shun*). 1. An ending. 2. An issue. **T.**, **Nerve**, a nerve-ending.
- Terminology** (*ter-min-ol'-o-je*) [*terminus*, a name; *λόγος*, science]. Nomenclature; a system of technical names or terms.
- Terminthus** (*ter-min'-thus*) [*τερεμνθος*, terebinth-tree]. An old name for a carbuncle or sore, said to resemble the fruit of the terebinth in its figure and its black-green color.
- Ternary** (*ter'-na-re*) [*ter*, three times]. Pertaining to the number three.
- Ternate** (*ter'-nāt*) [*ternatus*, arranged in threes]. In biology, applied to radiately compound leaves that have three leaflets.
- Teroxid** (*ter-oks'-id*) [*ter*, three; *ὀξύς*, acid]. A trioxid.
- Terpene** (*ter'-pēn*) [a modified form of *terebene*]. One of a number of hydrocarbons analogous to turpentine-oil. They have the formula  $\text{C}_{10}\text{H}_{16}$  or  $(\text{C}_5\text{H}_8)_n$ , and are contained in the *volatile* or *etheral* oils obtained in the distillation of various plants (chiefly *Coniferae* and *Citrus* species). The terpenes that have been thus isolated are very numerous.
- Terpin** (*ter'-pin*) [see *Terebene*],  $\text{C}_{10}\text{H}_{16}(\text{H}_2\text{O})_2\text{H}_2\text{O}$ . A terpin hydrate derived from turpentine. Useful in bronchial and pulmonary diseases to loosen and facilitate the expectoration of mucus. Dose gr. v-x.
- Terpinene** (*ter'-pin-ēn*) [modified from *terebene*],  $\text{C}_{10}\text{H}_{16}$ . A substance that results from shaking pinene with concentrated  $\text{H}_2\text{SO}_4$ . It occurs already formed in cardamom-oil, and is very similar to dipentene; it boils at about  $180^\circ\text{C}$ .
- Terpineol**, **Terpinol** (*ter-pin'-e-ol*, *ter'-pin-ol*) [*terpin*; *oleum*, oil],  $\text{C}_{10}\text{H}_{18}\text{O}$ . A substance formed by boiling terpin and terpin hydrate with aqueous mineral acids. It is a thick liquid, with a peculiar odor, boiling at  $215\text{-}218^\circ\text{C}$ . Its uses are similar to those of terpin. Dose gr. viij-xv daily.
- Terpinolene** (*ter-pin'-o-len*) [*terpin*; *oleum*, oil],  $\text{C}_{10}\text{H}_{16}$ . A substance produced when terpin hydrate, terpineol, and cineol are boiled with dilute  $\text{H}_2\text{SO}_4$ . It boils at  $185\text{-}190^\circ\text{C}$ .
- Terra** (*ter'-ah*) [*gen.*, *Terræ*]. Earth. **T. alba**, white clay. **T. cariosa**, rotten-stone. **T. japonica**. Same as *Gambier*. **T.**, **Oleum**, petroleum. **T. ponderosa**, baryta or barium sulphate. See *Bolt*, *Fullers' Earth*, *Lemnian Earth*, *Cimolian Earth*, etc. **T. di sienna**. Same as *Ocher*.
- Terracing a Suture**. A term indicating the closure of a wound by means of the insertion of successive tiers of sutures.
- Terrain-cure** (*ter'-ān-kūr*) [Fr.]. A therapeutic method consisting in mountain-climbing, dietetics, etc., for plethora, corpulence, neurasthenia, chlorosis, incipient pulmonary tuberculosis.
- Terraline** (*ter'-al-in*) [*terra*, earth]. A (proprietary) tasteless preparation of petroleum, recommended as a substitute for cod-liver oil.
- Terraqueous** (*ter'-al'-kve-us*) [*terra*, land; *agua*, water]. Pertaining to or consisting of both land and water.
- Terrene** (*ter'-ēn*) [*terrenus*]. Terrestrial.
- Territory** (*ter'-it-o-re*) [*territorium*, territory]. An extent of land. **T. of a Cell**, the extent of tissue supposed to be under the influence or control of any individual cell.
- Terror** (*ter'-or*) [L.]. Intense fear. See *Night-terrors*, *Day-terrors*.
- Tersion** (*ter'-shun*) [*tergere*, *tersus*, to wipe]. The act of cleaning by friction, or dry rubbing.
- Tersulphate** (*ter-sul'-fat*) [*ter*, three; *sulphur*, sulphur]. A salt containing three molecules of the sulphuric-acid radicle.
- Tersulphid** (*ter-sul'-fid*) [*ter*, three; *sulphur*, sulphur]. Synonym of *Trisulphid*.
- Tertian** (*ter'-shan*) [*tertius*, third]. *Tertianus*; *febris tertiana*. Applied to a variety of intermittent fever the paroxysms of which recur every third day.
- Tertiariism** (*ter'-she-ar-izm*) [Fr., *tertiarisme*]. Tertiary syphilis.
- Tertiary** (*ter'-she-a-re*) [*tertiarius*; *tertius*, third]. Third in order. **T. Syphilis**. See *Syphilis*. **T. Union**, or



**Structure**, the union of carbon atoms with three other carbon atoms.

**Tervallence** (*ter-va'-lens*). Synonym of *Trivalence*.

**Tessellated** (*tes'-el-a-ted*) [*tessellatus*; *tessera*, a square]. Formed into little squares. Chequered. Having quadrangular arrangement. **T. Cells**, the flattened cells of pavement-epithelium.

**Tessera** (*tes'-er-ah*) [L.]. The cuboid bone.

**Test** [*testum*, crucible, trial]. In chemistry, a characteristic reaction which distinguishes any one body from all others. Also, the reagent for producing a test. A Table of Tests is appended, see pages 1468-1506. In biology, a shell or hard, outer covering. See *Testa*.

**T.-breakfast**, Ewald's, consists of one roll and one glass of water or a cup of weak tea, without milk or sugar. **T.-glass**, a small, glass vessel used in the chemic laboratory for purposes of experimentation and investigation. **T.-meal**, a meal given in order to test the action of the gastric juices.

**T.-m.**, Jaworski's, the whites of two, hard-boiled eggs and 100 c.c. of water.

**T.-paper**, paper impregnated with a chemic reagent, as litmus, and used for detecting the presence of certain substances or conditions which cause a change in the color of the paper. See *Litmus*.

**T.-spoon**, a small spoon with a spatula-shaped handle, used in chemic experiments.

**T.-tube**, a cylinder of thin glass closed at one end, used in various chemic procedures. **T.-types**, letters or figures of different sizes to test acuteness of vision.

Those most in use are Snellen's test-types, which, at proper distances, subtend an angle of five minutes.

**Testa** (*tes'-tah*) [L.: *gen.*, *Testa*]. A shell. In biology, the outer coat or covering of the seed; a test. **T. ovi**, egg-shell; **T. præparata**, prepared oyster-shell; both antacid. See *Calcium*.

**Testaceous** (*tes-ta'-shus*) [*testa*, a tile, a shell]. In biology: (a) of or pertaining to a shell; shelly; (b) the color of unglazed pottery, brick-red to orange-yellow.

**Testectomy** (*tes-tek'-to-me*) [*testis*, testis; *ἐκτομή*, excision]. See *Orchidectomy*.

**Testes** (*tes'-ez*) [L.]. The two glandular bodies, situated in the scrotum, that secrete the semen. They lie in the abdominal cavity in early fetal life, and descend into the scrotum about the time of birth. **T. of Brain**. See *Corpora quadrigemina*. **T.**, Descend

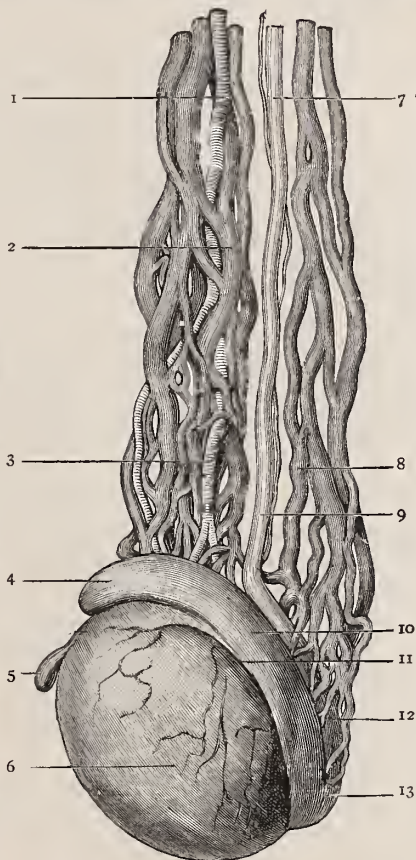
of, passage of the testes through the inguinal canal into the scrotum. **T.**, Female, the ovaries. **T. muliebri**. See *Ovaries*.

**Testibrachial** (*tes-tib-ra'-ke-al*) [*testis*, testicle; *brachium*, arm]. Pertaining to the testibrachium.

**Testibrachium** (*tes-tib-ra'-ke-um*) [*testis*, testicle; *brachium*, arm]. The process connecting the cerebellum with the testis of the brain; the prepeduncle or superior crus of the cerebellum.

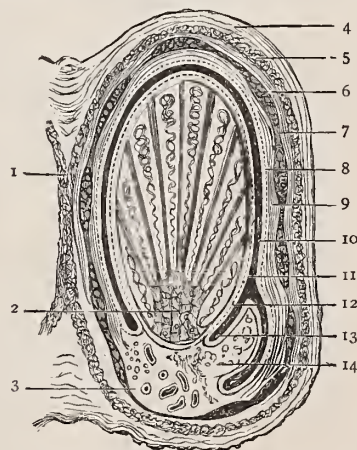
**Testicle** (*tes'-tik-l*). See *Testes*. **T.**, Displaced, a testicle in an abnormal situation, as in the pelvic cavity. **T.**, Inverted, a testicle which is so placed in the scrotum that the epididymis is attached to the anterior part of the gland.

**T.**, Irritable, neuralgia of the testicle, due to some demonstrable pathologic condition in or about the testicle, or to a spasmodic contraction of the cremaster muscle. **T.**, Pulpy, medullary sarcoma of the testicle. **T.**,



LEFT TESTICLE WITH VESSELS AND DUCT. (After Sappey.)

1. Spermatic artery. 2. Spermatic veins. 3. Branch of spermatic artery. 4. Globus major of epididymis. 5. Hydatid of Morgagni. 6. Outer wall of body of testis. 7. Vas deferens. 8. Vas deferens with deferential artery. 9. Vein. 10. Vas deferens. 11. Body of epididymis. 12. Digital fossa. 13. Globus minor.



SECTION OF THE SCROTUM AND TESTICLE. Diagrammatic. (After Sappey.)

1. Septum scroti. 2. Mediastinum testis. 3. Vas deferens. 4. Skin. 5. Dartos. 6. External spermatic fascia. 7. Cremasteric fascia. 8. Parietal layer of tunica vaginalis. 9. Internal spermatic fascia and subperitoneal fascia. 10. Cavity of tunica vaginalis. 11. Visceral layer of tunica vaginalis. 12. Tunica albuginea. 13. Digital fossa. 14. Epididymis.

**Scrofulous**. Synonym of *Tuberculous Orchitis*. **T.**,

**Swelled**. Synonym of *Epididymitis*. **T.**, Syphilitic. Synonym of *Syphilitic Orchitis*. **T.**, Undescended, the condition in which one or both testicles remain in either the pelvis or the inguinal canal. Cf. *Monorchid*, and *Cryptorchid*.

**Testicond** (*tes'-tik-on-d*) [*testis*, testicle; *condere*, to hide]. Having the testes undescended.

**Testicular** (*tes-tik'-u-lar*) [*testiculus*, a testicle]. Pertaining to a testicle. **T.**, Therapy, the therapeutic employment of an extract from the testicles. See *Organotherapy*.

**Testiculate** (*tes-tik'-u-lat*) [*testiculus*, a testicle]. Having testicles, or having the shape of a testicle.

**Testiculus** (*tes-tik'-u-lus*) [L.: *gen.* and *pl.*, *Testiculi*]. A testicle.

**Testill** (*tes'-til*) [*testa*, shell, tile]. See *Frustule*.

## TABLE OF TESTS.

ABBREVIATIONS: R.=Reagent. Vol.=Volume. Sol.=Solution; soluble. Sat. sol.=Saturated solution. Concent.=Concentrated. Dil.=Diluted. Aq.=Aqueous. P.=Phosphorus Ppt.=Precipitate. Eq.=Equal. c.c.=Cubic centimeter. gm.=Gram. aa=Of each. HNO<sub>3</sub>=Nitric acid. HgCl<sub>2</sub>=Mercuric chlorid. The small italicized letters *a, b, c, d, e*, refer to the reagents in column III which have corresponding letters prefixed in parenthesis.

NAME.	USE	REAGENTS.	REACTION.	APPLICATION.	REMARKS.
Acetic-acid test.	Albumin in urine.	Acetic acid.	White ppt.	To boiled urine add few drops R., or add R., and then boil upper portion of liquid in test-tube.	Avoid excess of R.
Adamkiewicz' test.	Albumins and proteids.	( <i>a</i> ) Strong sulphuric acid. ( <i>b</i> ) Glacial acetic acid.	Violet color and fluorescence.	Add mixture of 1 vol. of <i>a</i> and 2 vol. of <i>b</i> , and boil.	
Alfraise's test.	Iodin.	Add 1 drop hydrochloric acid to water 100, starch 1, potass. nitrate 1. Boil.	Blue color.	Add one drop of R. to small quantity of suspected fluid.	
Alkaline copper test.	Glucose.	See <i>Trommer's test</i> .			
Allen's test.	Carbolic acid.	( <i>a</i> ) Hydrochloric acid. ( <i>b</i> ) Nitric acid.	Purple-crimson color.	Few drops of <i>a</i> to 1 or 2 drops of liquid; then 1 drop <i>b</i> .	
Allen's test.	Glucose in urine in doubtful cases.	Fehling's solution.	Turbidity.	Boil 10 c.c. of R., add equal quantity of urine; heat; then allow to cool.	No reaction means absence of sugar or less than $\frac{1}{10}$ per cent.
Allen's test.	Strychnin.	( <i>a</i> ) Ether. ( <i>b</i> ) Sulphuric acid. ( <i>c</i> ) Manganese dioxid.	Violet color.	Extract with <i>a</i> ; let fall (drop by drop) into warmed porcelain capsule; let cool; add <i>b</i> and <i>c</i> .	
Allen's test.	Zinc in solution.	Potassium ferrocyanid.	White ppt.	Few drops of R. to boiling solution, slightly alkaline.	
Almén's test.	Albumin in urine.	2 per cent sol. of tannin in dilute alcohol.	Cloudiness.	One part R. to 6 of urine.	
Almén's test.	Blood.	Tr. guaiaci and oil of turpentine shaken into an emulsion.	Blue color.	Add liquid to R.	
Almén's test.	Blood.	( <i>a</i> ) Tr. guaiaci. ( <i>b</i> ) 15 per cent. sol. hydrogen dioxid in ether.	Blue color.	Add 2 or 3 drops <i>a</i> to liquid; shake; add 20 drops <i>b</i> .	Other substances respond; absence of reaction proves absence of blood.
Almén's test.	Carbolic acid.	( <i>a</i> ) Ammonia. ( <i>b</i> ) Chlorinated soda.	Blue color.	Add <i>a</i> and <i>b</i> to solution.	
Almén's test.	Carbolic acid.	Mercury 1, nitric acid 1; dilute with twice bulk of water.	Yellow ppt., dissolving with a red color.	5 to 10 drops R. to 20 c.c. of liquid.	
Almén's test.	Glucose in urine.	Caustic soda 8, water 100. Add sodic potassium tartrate 4, bismuth subnitrate 2.	Ppt. of metallic bismuth.	Remove albumin, add R. 1 to urine 10.	Very delicate.
Almén and Nylander's test.	Glucose in urine.	See <i>Almén's test</i> .			
Alpha-naphthol or $\alpha$ -Naphthol test.	Glucose.	See <i>Molisch's test</i> .			
Ammoniated-copper test.	Glucose.	See <i>Pavy's test</i> .			
Ammonium-molybdenate test.	Albumin in urine.	See <i>Jaworowski's test</i> .			
André's test.	Quinin.	( <i>a</i> ) Chlorin. ( <i>b</i> ) Ammonia.	Green color, turning blue on saturation with an acid; with excess of acid, violet or bright-red; turns green on addition of ammonia.	Add <i>a</i> and <i>b</i> to solution.	



TABLE OF TESTS.—*Continued.*

NAME.	USE.	REAGENTS.	REACTION.	APPLICATION.	REMARKS.
Andreasch's test.	Iron.	(a) Ammonia. (b) Sulphoglycolic acid.	Dark purplish-red, soon fading, but restored on shaking with air.	Add <i>a</i> and <i>b</i> to liquid.	
Anstie's test.	Alcohol in urine.	Potassium bichromate 1, strong sulphuric acid 300.	Emerald-green color.	To R. add urine, drop by drop.	Reaction signifies presence of toxic amount of alcohol.
Antipyrin-test.	Antipyrin in urine, etc.	See <i>Ferric-chlorid test.</i>			
Austen and Chamberlain's test.	Nitric acid.	Ammonio-sulphate of iron 200, water 1000, sulphuric acid 20.	Rose-red color.	Add R. to solution.	
Autenrieth and Hinsberg's test.	Phenacetin.	Nitric acid.	Yellow substance, crystallizing out in needles.	To finely powdered phenacetin add 10 to 12 per cent. R.; heat to boiling.	Antipyrin and acetanilid do not respond.
Axenfeld's test.	Albumin in urine.	(a) Formic acid. (b) Sol. HgCl <sub>2</sub> (1:1000).	Rose or purple color.	Acidulate with <i>a</i> ; add a few drops <i>b</i> .	Not reliable.
Bachmeier's test.	Alkalies.	Sol. of tannin.	Red to reddish-brown, turning into dirty-green.	Add R. to the liquid.	
Baeyer's test.	Eosin.	(a) Sodium-amalgam. (b) Sol. of potass. permanganate.	Opaque-green color in reflected light.	Shake substance with water and <i>a</i> , heating gently; dilute with water; add drop of <i>b</i>	
Bailey's test.	Nitric acid.	Cyanhydrargyrate of potass. iodid (one equivalent each mercuric cyanid and potass. iodid).	Crystal of R. turns black; red in other acids.	Introduce crystal of R. into liquid.	
Bailey's test.	Sulphur.	(a) Sodium carbonate. (b) Sol. sodium nitroprussid.	Blood-red color.	Heat substance with <i>a</i> , dissolve in water, and add <i>b</i> .	
Barbsche's test.	Glycerin.	(a) Water 20 vol., carbolic acid one drop. (b) Sol. ferric chlorid.	Blue color <i>not</i> developed.	Add to liquid <i>a</i> , then one drop <i>b</i> .	
Bareswils' test.	Glucose.	Potass. hydrate 60, potass. tartrate 40, water 200. Mix with copper sulphate 65, water 500.	Red precipitate.	Boil liquid with R.	
Barford's test.	Glucose.	Sol. neutral copper acetate 200, 38 per cent. acetic acid 5.	Red precipitate.	Add a few drops R. to liquid and boil.	
Barium-chlorid test.	Ether-sulphuric acids in urine.	(a) Sol. barium chlorid. (b) Hydrochloric acid.	Ppt. of barium sulphate.	Add <i>a</i> in excess; filter; boil filtrate with <i>b</i> .	
Barium-chlorid test.	Sulphates in urine.	Barium chlorid (or nitrate).	White precipitate.	Acidulate urine; add R.	Creamy ppt.: sulphates increased; milky: normal; translucent: diminished.
Barry's test.	Hydrocyanic acid.	(a) Acetic acid. (b) Silver nitrate.	Cloudiness.	Two or three drops of sol. acidified with <i>a</i> , in watch-glass. Cover with another watch-glass containing 2 or 3 drops <i>b</i> .	
Basham's test.	Bile-pigment.	(a) Chloroform. (b) Nitric acid.	Play of colors, finally ruby-red.	Shake liquid with <i>a</i> ; decant; allow to evaporate; add drop of <i>b</i> .	Very delicate.
Bastelaer's test.	Phosphorus in tissues and ejecta.	(a) Ether. (b) Strong ammonia. (c) Dil. sulphuric acid.	Pure phosphorus; recognized by its properties.	Dissolve out P. with <i>a</i> , by repeated shaking; allow to evaporate, adding water toward end of evaporation; warm to 50° or 60° C. Shake with <i>b</i> ; wash with <i>c</i> , then with water.	

TABLE OF TESTS.—*Continued.*

NAME.	USE.	REAGENTS.	REACTION.	APPLICATION.	REMARKS.
Baumann's test.	Carbohydrates.	(a) Potass. hydrate. (b) Benzoyl chlorid.	Precipitation of all carbohydrates.	Alkalinize with <i>a</i> , and treat with <i>b</i> .	
Baumann and Preusse's test.	Hydrochinon.		Violet fumes, which condense as an indigo-blue sublimate.	Heat rapidly in an open test-tube.	
Bayer's test. (Syn. Drewsen's, Penzoldt's, Indigo test.)	Acetone in urine.	Nitrobenzaldehyd in water.	Indigo-blue.	R. and urine (or distillate) eq. vol.; make alkaline.	One part in 2500. May dissolve out indigo-blue with chloroform—renders test more delicate.
Bechamps' test.	Nitrobenzol in oil of bitter almonds.	(a) Iron acetate. (b) Chlorinated lime.	Blue color.	Distil with <i>a</i> ; test distillate with <i>b</i> .	
Becquerel's test.	Glucose.	See <i>Trommer's test</i> .			
Bedson's test.	Apomorphin in sol. of morphin.	Sol. potass. hydrate.	Brown color.	Boil with R.	
Beilstein's test.	Chlorin; bromin; iodin in organic substances.	Cupric oxid.	Green or blue color.	Make a bead with R., dip into substance; heat in lower part of Bunsen flame.	
Bellamy's test.	Copper; iron.	Tincture of logwood.	Blue color.	Add R.	
Benzo-purpurin test.	Free hydrochloric acid in gastric juice.	See <i>von Jaksch's test</i> .			
Bernouilly's test.	Alcohol in essential oils.	Dry potass. acetate.	Dense solution.	Add R.	
Berthelot's test.	Alcohol.	Benzoyl chlorid.	Formation of benzoic ether: characteristic odor.	Add R.	
Bertoni and Raymond's test.	Nitrous acid in blood.	(a) Hot alcohol. (b) Starch-paste and potass. iodid.	Blue color.	Dialyze, and evaporate dialysate to dryness. Take up with <i>a</i> , test with <i>b</i> .	
Berzelius's test.	Arsenic.	Charcoal.	Mirror and alliaceous odor.	Heat in test-tube with R.	
Bettendorff's test.	Arsenic.	(a) Fresh stannous chlorid in concent. hydrochloric acid. (b) Tin-foil.	Brown color or brown ppt.	To liquid containing a good deal hydrochloric acid add equal vol. <i>a</i> , and piece of <i>b</i> .	Gentle heat accelerates reaction.
Bill's test.	Bromids.	(a) Hydrochloric acid. (b) Sol. gold chlorid.	Yellow to dark orange-red color.	Add to liquid 1 drop <i>a</i> , then 1 drop <i>b</i> .	
Bismuth-test	Glucose.	See <i>Böttger's test</i> .			
Biuret-test.	Proteids.	See <i>Ritthausen's test</i> .			
Blachez' test.	Alcohol in chloroform.	(a) Potass. hydrate. (b) Sol. copper sulphate.	Precipitate.	Add small piece <i>a</i> , agitate; pour off chloroform after 5 minutes, and shake with equal vol. water; pour off water, and add <i>b</i> .	
Bloxam's test.	Alkaloids.	(a) Dil. hydrochloric acid. (b) Bromin-water.	Color-reactions.	Dissolve in <i>a</i> ; add <i>b</i> , drop by drop.	
Blythe's test.	Lead in potable water.	Alcoholic tincture of cochineal.	Precipitate.	Add 1 per cent. R.	
Boas's test.	Hydrochloric acid in gastric juice.	Resorcin 5, sugar 3, dil. alcohol 100.	Red color.	Add R. to a few drops liquid in evaporating-dish.	As delicate as Günzburg's test; not affected by free organic acids, and only slightly by acid-albumins.
Boedeker's test.	Albumin.	See <i>Hilger's test</i> .			
Boedeker's test.	Sulphurous acid.	Sol. potass. ferrocyanid.	Purple ppt.	Add R. to neutral liquid.	
Boedeker's test.	Sulphurous acid.	(a) Sol. zinc sulphate. (b) Sodium nitroprussid.	Rose to dark-red color.	To neutral liquid add <i>a</i> and <i>b</i> .	



TABLE OF TESTS.—*Continued.*

NAME.	USE.	REAGENTS.	REACTION.	APPLICATION.	REMARKS.
Böttcher's test.	Glucose.	See <i>Böttger's test</i> .			
Böttger's test.	Alcohol.	Sol. molybdic acid in sulphuric acid.	Blue color.	Add R.	
Böttger's test.	Alkalimetry.	Alcoholic tincture of petals of <i>Coleus Verschaeffeltii</i> .	Red color is turned green.		
Böttger's test.	Gaseous ammonia.	Alkannin paper.	Red color turns blue.	Expose strip of R. to the gas.	
Böttger's test.	Ergot in rye-flour.	(a) Ether. (b) Oxalic acid.	Reddish color.	Heat for several minutes with an equal bulk of <i>a</i> and a few crystals of <i>b</i> .	
Böttger's test.	Glucose.	(a) Bismuth. (b) Strong sol. sodium hydrate.	Black ppt.	To urine add pinch of <i>a</i> and a little <i>b</i> ; boil.	Very delicate; albumin must be removed.
Böttger's test.	Hydrogen iodid.	(a) Cadmium iodid starch-paste. (b) Ferrous sulphate.	Deep ultramarine-blue color.	Add <i>a</i> and a little <i>b</i> .	
Böttger's test.	Hydrogen iodid.	Ammoniacal sol. silver nitrate (not containing free ammonia).	Cloudiness and reduction of silver.	Heat liquid with a few drops R.	
Böttger's test.	Nitric acid in potable water.	(a) Sol. of hrucin. (b) Sulphuric acid.	Red to brownish-red color.	Mix 3 drops of water, 2 of <i>a</i> , and 3 or 4 of <i>b</i> .	
Böttger's test.	Nitrous acid.	(a) Diluted sulphuric acid. (b) Cadmium iodid starch-paste.	Blue color.	Add <i>a</i> and <i>b</i> .	
Böttger's test.	Ozone.	Strip filter-paper moistened with acid-free sol. of gold chlorid.	Violet color.	Expose R. to gas.	
Böttger's test.	Ozone.	Strip filtering paper dipped into a sol. of thallium protoxid.	Brown color.	Expose R. to gas.	
Böttger's test.	Safranin.	Sulphuric acid.	Blue color.	Add R. If water is added color becomes green.	
Böttger's test.	Sulphocyanates (Rhodanates).	(a) Tr. guaiaci. (b) Dil. sol. copper sulphate.	Blue color.	Dip strip filter-paper in <i>a</i> ; let dry; moisten with <i>b</i> ; place on it a drop of liquid.	
Böttger's test.	Water in ether.	Carbon disulphid	Milkiess.	Agitate gently with equal bulk R.	
Bolas's test.	Nitric acid.	Sulphuric acid 10, sol. ferrous sulphate 1.	Brown zone.	Heat R., and pour liquid cautiously on top.	
Borntraeger's test.	Acidimetry; alkalimetry.	Concentrated tincture orange-peel.	Colorless with acids, lemon-yellow with alkalis.	Add R., and shake up with ether.	
Bouchardat's test.	Alkaloids.	Potass. iodo-iodid = iodin 10, potass. iodid 20, water 500.	Brown ppt.	Add R. to liquid.	
Bourgoin's test.	Nitrobenzol in oil of bitter almonds.	Sol. potass. hydrate.	Green color.	Shake 15 drops oil with 8 of R.	If 20 drops water are added, two layers are formed, upper green, lower yellow.
Boussingault's test.	Nitric acid.	(a) Hydrochloric acid. (b) Indigo-solution.	Decolorization.	Acidify with <i>a</i> , and add drop of <i>b</i> .	
Brandberg's test.	Benzol; benzine.	Pitch.	R. dissolves in benzol, not in benzin.		
Brandes' test.	Quinin.	(a) Chlorin-water. (b) Ammonia.	Green color.	Treat liquid with <i>a</i> and <i>b</i> .	

TABLE OF TESTS.—*Continued.*

NAME.	USE.	REAGENTS.	REACTION.	APPLICATION.	REMARKS.
Braun's test.	Glucose.	(a) Sol. picric acid. (b) Sol. sodium hydrate.	Blood-red color.	Alkalinize with <i>b</i> , warm to 90°, add <i>a</i> , and boil.	
Brautlecht's test.	Organic impurities in potable water.	(a) Aluminium sulphate 1, hydrochloric acid 1, water 8. (b) Ammonia.	Examine under microscope before and after addition of safranin.	Treat 100 c.c. water with 5 c.c. <i>a</i> and add 1 or 2 drops <i>b</i> . Filter off ppt., redissolve in 10-15 drops dilute acetic acid.	
Brazil-wood test.	Acidimetry; alkalimetry.	Sol. of coloring-matter of Brazil-wood ( <i>Peltophorum dubium</i> ).	Turns purplish-red with alkalis; yellow with acids.		
Brieger's test.	Strychnin.	Pure chromic acid.	Violet color.	Add R. to liquid.	
Brine-test.	Albumin in urine.	(a) Saturated sol. sodium chlorid, acidulated with 5 per cent. sol. dilute hydrochloric acid.	White ring.	Overlay R. with urine.	Very delicate.
Brouardel and Boutmy's test.	ptomaines from plant-alkaloids.	(a) Potass. ferricyanid. (b) Ferric chlorid.	Blue color.	Apply <i>a</i> , then <i>b</i> .	
Bruecke's test.	Bile-pigments.	(a) Nitric acid. (b) Sulphuric acid.	Color-reactions.	Add <i>a</i> to urine, shake; let <i>b</i> flow to bottom.	
Bruecke's test.	Glucose.	Boil fresh bismuth subnitrate with potass. iodid 30, water 150, and after 10 minutes add 5 c.c. 25 per cent. sol. hydrochloric acid.	Reduction.		
Bruecke's test.	Proteids.	(a) Hydrochloric acid. (b) Potassio-mercuric iodid.	Precipitate.	Acidulate with <i>a</i> , and add <i>b</i> .	
Bruecke's test.	Urea	(a) Fusel-oil. (b) Sol. oxalic acid in fusel-oil.	Crystalline deposit.	Heat alcoholic extract with <i>a</i> , filter, and add <i>b</i> .	
Brunner's test.	Glucosids.	Pettenkofer's test for bile-acids.	Red color.		
Buckingham's test.	Alkaloids.	Fresh sol. of ammonium molybdate 8 grains, in sulphuric acid 2 drams; heat till clear.	Color-reactions.	Add R.	
Bujwid and Dunham's reaction.	Products of bacillus cholerae asiaticæ.	See <i>Poehl's reaction</i> .			
Burchard's test.	Cholesterin and cholesterin-fats.	(a) Chloroform. (b) Acetic acid anhydrid. (c) Sulphuric acid.	Violet to green color.	Dissolve substance in <i>a</i> , add <i>b</i> , and a few drops <i>c</i> .	Modification of Liebermann's test.
Cadet's test.	Arsenic.	Sodium acetate.	Kakodyl (characteristic odor).	Heat with R.	
Caillan's test.	Glucose in urine.	Chloroform.	Apply tests for glucose.	Shake 2 vol. urine with one R.; allow to settle; upper layer contains all the glucose.	
Calcium-carbonate test.	Free acids and acid salts in gastric juice.	See <i>Leo's test</i> .			
Campani's test.	Glucose.	Mix concent. sol. lead subacetate with dil. sol. copper acetate.	Yellow to orange-red ppt.	Add R. to sol.	0.5 per cent. gives red, 0.1 per cent. yellow color.
Cappazuoli's test.	Glucose.	Sol. copper hydroxid in potass. hydrate.	Blue color.	Add R. to liquid.	



TABLE OF TESTS.—*Continued.*

NAME.	USE.	REAGENTS.	REACTION.	APPLICATION.	REMARKS.
Capranica's test.	Guanin.	(a) Aq. sol. picric acid. (b) Concent. sol. potass. bichromate. (c) Concent. sol. potass. ferricyanid.	With <i>a</i> yellow, crystalline ppt.; with <i>b</i> orange-colored, crystalline ppt.; with <i>c</i> prismatic, yellowish-brown crystals.	Add R. to solution.	
Carbolic-acid test.	Albumin in urine.	See <i>Méhu's test</i> .			
Caro-Fischer's test.	Hydrogen sulphid.	See <i>Fischer's test</i> .			
Carter's test.	Indican in urine.	Nitric acid.	Play of colors as in bile-test.	Overlay acid with urine, or allow the two to come in contact on porcelain plate.	Bile gives same reaction; if a deep-blue or purple ppt. forms on addition of sulphuric acid—play of colors due to excess of indican.
Casali's test.	Biliary matter.	(a) Lead acetate. (b) Ammonia. (c) Ether and hydrochloric acid.	Yellow, red, violet, blue color.	Precipitate urine with <i>a</i> and <i>b</i> and extract with <i>c</i> . Let ethereal layer evaporate, and test with oxidizing agents.	
Casamajor's test.	Glucose.	Methylic alcohol.	Cloudiness.	Shake liquid with R.	
Casoria's test.	Water in absolute alcohol.	Dehydrated copper sulphate.	R. turns blue.	Pour liquid over R.	
Chatin and Gaultier de Claubry's test.	Iodin.	Nitric acid 1, sulphuric acid 6, starch.	Bluetoviolet color.	Add R.	
Chautard's test A.	Acetone in urine.	(a) Aq. sol. magenta. (b) Sulphurous acid.	Violet color.	To a drop of <i>a</i> , decolorized by <i>b</i> add urine.	Delicacy; o. or acetone; reaction may appear after 4 or 5 minutes.
Chautard's test B.	Acetone.	(a) Fuchsin 0.25, water 500. (b) Sulphurous acid.	Red-violet color.	Add <i>b</i> to <i>a</i> until <i>a</i> is decolorized. Add mixture to the liquid.	
Chevreul's test.	Ammonia.	Hematoxylin-paper.	Red color turns violet.	Expose paper to fumes.	
Chloroform-test.	Potass. iodid in urine, etc.	(a) Fuming nitric acid. (b) Chloroform.	Violet-red color.	Add a little <i>a</i> and $\frac{1}{4}$ <i>b</i> ; shake.	Delicate and reliable.
Cholera-red reaction.	Products of bacillus cholerae asiaticæ.	See <i>Poehl's test</i> .			
Cholestol reaction.	Cholesterol and cholesterin-fats.	See <i>Liebermann's test</i> .			
Chromic-acid test.	Albumin in urine.	See <i>Rosenbach's test</i> .			
Citric-acid test.	Mucin.	See <i>Mucin-test</i> .			
Clark's test.	Creasote; carbolic acid.	(a) Nitric acid. (b) Potass. hydrate.	Creasote, no crystalline ppt.; carbolic acid, yellow crystals.	Boil with excess of <i>a</i> until red fumes are no longer evolved; neutralize with <i>b</i> .	
Claus's test.	Water in absolute alcohol.	Anthrachinon and sodium amalgam.	Red color; absolute alcohol causes a green color.	R. is moistened with the alcohol.	
Cochineal-test.	Acidimetry; alkalimetry.	Cochineal 1 gm., macerated for four days in alcohol 20, water 60; filtered.	Turns violet with alkalies, yellowish-red with acids.		
Colasanti's test.	Sulpho-cyanic acid.	Sol. of gold chlorid (1:1000-10,000) in potass. hydrate, or in sat. sol. sodium bicarb.	Violet color on heating, metallic gold deposited on cooling.	Warm R. with dilute solution of the substance.	
Congo-red test.	Free hydrochloric acid.	See <i>Riegel's test</i> .			

TABLE OF TESTS.—*Continued.*

NAME.	USE.	REAGENTS.	REACTION.	APPLICATION.	REMARKS.
Contejean's test.	Hydrochloric acid in gastric juice.	Cobalt oxid (freshly precipitated).	Blue cobalt chlorid.	Evaporate drop of liquid on watch-glass with R.	
Cotton's test.	Brucin.	Sol. sodium sulph-hydrate.	Violet to green color.	Add excess of R. to brucin in nitric acid.	
Cunisset's test.	Biliary matter in urine.	Chloroform.	Yellow color.	Shake urine with R.	
Curdling - ferment test.	Curdling ferment in gastric juice.	(a) $\frac{1}{10}$ normal sodium hydrate sol. (b) Neutral or amphoteric milk.	Curdling.	Neutralize 5 to 10 c.c. filtered gastric juice with <i>a</i> ; mix with equal quantity of <i>b</i> , warm to 37° or 40° C.	Reaction takes place in 10-15 min.
Davy's test.	Alcohol.	Molybdic acid 1, sulphuric acid 2.	Blue color.	Essential oils first shaken with water, which is separated; urine is distilled. Test with R.	
Davy's test.	Carbolic acid.	Molybdic acid 1, sulphuric acid 10.	Dark olive-green to blue and violet color.	Add 3 to 4 drops R. to 1 to 2 drops of liquid.	
Davy's test.	Strychnin.	(a) Sulphuric acid. (b) Potass. ferricyanid.	Deep-violet color.	Add <i>a</i> , then <i>b</i> .	
Day's test.	Pus.	Alcoholic sol. of guaiac exposed to light until it turns green in contact with potass. iodid.	Blue color.	To watery sol. of pus add a few drops of R.	Inert when applied to dried pus.
Debrunner's test.	Water in absolute alcohol.	Potass. permanganate.	Purple discoloration indicates water.	R. insoluble in absolute alcohol, sol. in water.	
Degener's test.	Alkalimetry.	Phenacetolin, a brown substance obtained by heating for several hours carbolic, sulphuric, and glacial acetic acids $\frac{1}{10}$ .	Alkalies turn it red.		
Delff's test.	Caffein.	Sol. red mercuric oxid in potass. iodid.	Crystalline ppt.	Add R. to liquid.	Other alkaloids yield amorphous ppt.
Diazobenzol-sulphuric-acid test.	Glucose in urine.	(a) Sol. potass. hydrate. (b) Sol. diazobenzol-sulphuric acid (1:50), made faintly alkaline with <i>a</i> .	Yellowish-red, changing to dark-red; froth carmin-red.	Alkalinize 20 c.c. of urine with <i>a</i> ; add equal volume <i>b</i> .	Not very reliable.
Diazo-reaction.	Aromatic compounds in urine in typhoid fever, etc.	See <i>Ehrlich's test</i> .			
Diphenylamin test.	Nitric acid.	(a) Sol. of diphenylamin. (b) Concent. sulphuric acid.	Deep-blue color at zone of contact.	Add 1 or 2 drops <i>a</i> ; pour in <i>b</i> to form a layer beneath the liquid.	
Donath and Mayrhofer's test.	Glycerin.	(a) Carbolic acid. (b) Sulphuric acid. (c) Ammonia.	Carmin-red color.	Evaporate to dryness; heat to 120° C. with two drops of <i>a</i> and <i>b</i> . Extract with water, and add to residue <i>c</i> .	
Donné's test.	Pus.	Liquor potassæ.	Tenacious, gelatiniform substance, resembling white of egg.	To deposit of pus add R.	
Dragendorff's test.	Brucin.	(a) Sulphuric acid 1, water 9. (b) Very dilute sol. potass. bichromate.	Raspberry-red to brownish-orange color.	Dissolve in <i>a</i> , and add with a glass rod small quantity of <i>b</i> .	
Dragendorff's test.	Carbolic acid in urine.	Petroleum-naphtha.		Take up with R. and test as usual.	
Dragendorff's test.	Strychnin.	Iodic acid.	Red to reddish-brown color.	Add R.	



TABLE OF TESTS.—*Continued.*

NAME.	USE.	REAGENTS.	REACTION.	APPLICATION.	REMARKS.
Drechsel's test.	Biliary matter.	(a) Syrupy phosphoric acid. (b) Cane-sugar.	Red to reddish-brown color.	Add to concent. liquid <i>a</i> and <i>b</i> , and heat on a water-bath.	
Drechsel's test.	Xanthin-bodies.	Copper chlorid.	Mud-colored ppt., becoming white.	Add R. to ammoniacal solution of substance.	
Drewsen's test.	Acetone in urine.	See <i>Bayer's test</i> .			
Dudley's test.	Gallic acid.	Sol. of ammon. picrate.	Reddish color, changing to green.	Add R.	
Dudley's test.	Glucose.	Bismuth nitrate, dissolved in a little nitric acid; add equal bulk acetic acid, and dilute to 10 vol. with water.	Gray or black ppt.	Add to urine (rendered strongly alkaline by sol. of sodium hydrate) 1 or 2 drops of R., and boil.	
Duflos' test.	Picrotoxin.	Potass. bichromate.	Green color.	Add sol. R.	
Dusart-Blondlot's test.	Phosphorus in tissues.	Alcohol, ether, and carbon bisulphid, containing $\frac{1}{2}$ per cent. sulphur in sol.	Place copper phosphid in flask, and proceed as in Marsh's test for arsenic.	Treat substance with R., allow to stand 24 hours, decant, and treat residue a second and a third time in same manner. Mix the liquids, filter into retort, and warm mixture with portions of metallic copper, until latter remains bright. Allow to stand 24 hours, distil off carbon disulphid mixture, collect copper on filter, wash with alcohol, then with ether.	
Earthy-phosphates test.	Earthy phosphates in urine.	Any alkali.	White ppt.		
Edlefsen's test.	Naphthalin.	(a) Sol. calcium chlorid. (b) Concent. hydrochloric acid. (c) Ether. (d) 1 per cent. aq. sol. resorcin.	On addition of <i>a</i> and <i>b</i> lemon-yellow color; <i>d</i> overlaid with ethereal extract bluish-green; cherry-red on addition of $\text{HNO}_3$ .	Add 3 to 4 drops <i>a</i> and a few drops <i>b</i> . Extract with <i>c</i> , and overlay <i>d</i> with the extract, adding a little ammonia.	Reliable but complicated.
Edlefsen's test.	Naphthalin.	Ammonium or sodium hydrate.	Fluorescence.	Add a few drops R. to liquid.	Delicate.
Ehrlich's test.	Aromatic compounds in urine of typhoid-fever patients.	(a) Sulphanilic acid 5.0, hydrochloric acid 50 c.c., distilled water 1000.0. (b) Sodium nitrite 0.5, distilled water 100.	Orange-red ring; rose-red foam.	Mix 40 c.c. of <i>a</i> and 1 c.c. of <i>b</i> ; mix with equal quantity of urine; allow ammonia to flow down the tube. Shake to produce the foam.	Of considerable diagnostic value; obtained also in carcinoma, septicemia, and perhaps other conditions.
Ehrlich's test.	Bilirubin.	(a) Dil. acetic acid. (b) Sulphanilic acid 1 gm., hydrochloric acid 15 c.c., sodium nitrite 0.1 gm.	Dark color, becoming violet on addition of glacial acetic or other acid.	Add equal vol. <i>a</i> , and drop by drop <i>b</i> .	
Einbrodt's test.	Ammonia.	(a) Sol. ammon. chlorid. (b) Sol. potass. hydrate. (c) Sol. mercuric chlorid.	White opalescence.	To 100 c.c. of liquid add 1 drop each of <i>a</i> , of <i>b</i> , and of <i>c</i> .	
Endemann and Prochazka's test.	Copper.	Hydrobromic acid.	Rose-red to reddish-brown or blackish color.	To 1 drop liquid add 1 drop R.; let evaporate slowly.	
Eosin-test.	Acidimetry; alkalimetry.	Eosin 1 gm. in 30 c.c. of water.	Acids destroy fluorescence; alkalies restore it.		
Esbach's test.	Proteids in urine.	Picric acid 10, citric acid 20. Distilled water 1000.	Precipitate; quantity indicated on graduated tube.		

TABLE OF TESTS.—*Continued.*

NAME.	USE.	REAGENTS.	REACTION.	APPLICATION.	REMARKS.
Eschka's test.	Mercury.		White stain.	Heat substance in crucible, and condense vapor on cold gold plate (as lid).	
Everitt's test.	Opium.	(a) Sol. ferric chlorid. (b) Sol. mercuric chlorid.	Red color with <i>a</i> , not altered by <i>b</i> .	Add <i>a</i> .	
Ewald's test.	Free hydrochloric acid in gastric juice.	Similar to <i>Mohr's test</i> B.			
Ewald's test.	Motor activity of stomach.	See <i>Siewer's test</i> .			
Eyckmann's test.	Carbolic acid.	(a) Spirit of nitrous ether. (b) Sulphuric acid.	Red color.	Add to 1 c.c. of liquid 1 to 3 drops <i>a</i> and an equal vol. <i>b</i> .	Salicylic acid and albumin show same color, but not so intensely.
Fairthorne's test.	Chloral.	(a) Concent. sol. of potass. bichromate. (b) Nitric acid.	Blue color.	Heat with <i>a</i> , then add <i>b</i> .	
Fairthorne's test.	Morphin.	(a) Sodium hypochlorite (chlorinated soda). (b) Ammonia.	Dark-red color.	Add <i>a</i> , then <i>b</i> .	
Fat-test.	Fat.	See <i>Osmic-acid test</i> .			
Fehling's test.	Albumin in urine.	Fehling's sol. (See <i>Fehling's test for glucose</i> .)	Brownish-red or mauve color.	Heat R., and slowly add urine.	
Fehling's test.	Glucose in urine.	(a) 34.652 gm. crystallized copper sulphate, water 200. (b) 173 gm. sodic potassium tartrate, 480 c.c. sol. sodium hydrate. Mix <i>a</i> and <i>b</i> while stirring, and dilute to 1000 c.c.	Ppt. of red cuprous oxid or yellow cuprous hydroxid.	Dilute 1 c.c. of R. with 4 c.c. of water, and boil. Add urine, drop or two at a time, and boil.	Delicacy 0.001 per cent.
Fehling's test.	Peptone and propeptone in urine.	Fehling's sol. (See <i>Fehling's test for glucose</i> .)	Rose-colored halo above ppt. of phosphates.	Heat 15 c.c. of R.; add filtered urine slowly.	
Fenton's test.	Tartaric acid.	(a) Sol. of ferrous chlorid or ferrous sulphate. (b) Hydrogen dioxid. (c) An alkali.	Violet color.	Add <i>a</i> , 1 or 2 drops <i>b</i> , and excess <i>c</i> .	
Fermentation-test.	Glucose in urine.	See <i>Roberts' test</i> .			
Ferric-chlorid test.	Antipyrin.	Sol. ferric chlorid.	Dark-red color.	Add dilute R. to liquid.	Unreliable. The red color in diacetic-acid reaction disappears on heating; that of antipyrin does not.
Ferric-chlorid test.	Salicylic-acid compounds.	Sol. ferric chlorid.	Violet-blue color.	Add R. to liquid; or acidulate with H <sub>2</sub> SO <sub>4</sub> , shake with ether, and test ethereal extract with R.	Delicate, especially by shaking with ether. Other substances, less common, also respond.
Ferric-chlorid test.	Tannic acid.	Ferric chlorid.	Grayish-green or blackish color.	Add R.	
Filhol's test.	Alkalies.	(a) Sol. sodium nitroprussid. (b) Hydrogen sulphid.	Blue color.	Treat liquid with <i>a</i> in the presence of <i>b</i> .	
Filhol's test.	Iodin.	(a) Potass. hydrate. (b) Alcohol. (c) Hydrochloric acid. (d) Chromic acid. (e) Carbon disulphid.	Violet color of <i>e</i> .	Extract iodine; evaporate to dryness with <i>a</i> , take up with <i>b</i> , evaporate; dissolve in water, add a few drops <i>c</i> , then <i>d</i> , then <i>e</i> .	



TABLE OF TESTS.—*Continued.*

NAME.	USE.	REAGENTS.	REACTION.	APPLICATION.	REMARKS.
Fischer's test.	Glucose in urine.	(a) Phenylhydrazin hydrochlorid. (b) Sodium acetate.	Yellow, crystalline precipitate.	Place in test-tube 2 gm. <i>a</i> and 1.5 gm. <i>b</i> ; fill tube $\frac{1}{2}$ with water, and add equal quantity urine. Stand tube in boiling water 15–20 minutes; then in cold water.	Detects traces.
Fischer's test.	Hydrogen sulphid.	(a) Hydrochloric acid. (b) Paramido-dimethylamin sulphate. (c) Dil. sol. ferric chlorid.	Blue color.	To 50 c.c. liquid add 1 c.c. <i>a</i> ; then a few grains <i>b</i> , and 1 or 2 drops <i>c</i> .	
Fittig's test.	Alkalimetry.	Ethereal sol. mesityl-chinon.	R. is yellow; alkalies turn it violet.	Add liquid to R.	
Fleitmann's test.	Arsenic.	(a) Strong potassium hydrate. (b) Pure zinc. (c) Paper wet with silver nitrate.	Staining of paper ( <i>c</i> ).	Put a little <i>a</i> and <i>b</i> in a test-tube with the substance; clasp <i>c</i> over it and boil.	Marsh's method, except that <i>a</i> is substituted for the acid.
Flückiger's test.	Acetanilid.	(a) Sol. potass hydrate. (b) Chloroform.	Disagreeable odor of isocyanphenyl.	Add <i>a</i> and <i>b</i> ; shake; heat.	
Flückiger's test.	Brucin.	Mercurous nitrate (free from excess of acid).	Crimson color.	An aqueous sol. mixed with R. is heated.	
Flückiger's test.	Creasote; carbolic acid.	(a) Sol. ferric chlorid. (b) 85 per cent. alcohol.	Green color.	Mix <i>a</i> 1 part, creasote 9, <i>b</i> 5. Green color. Add 60 water: cloudy-brownish color.	Carbolic acid gives brown color with alcohol, blue with water.
Flückiger's test.	Creasote; carbolic acid.	(a) Ammonia. (b) Bromin-vapor.	Blue color: carbolic acid; brown or dirty-green; creasote.	Add $\frac{1}{4}$ vol. <i>a</i> , and expose to <i>b</i> .	
Flückiger's test.	Digitalin.	Chloral alcoholate.	Yellowish-green color, turning violet, then blackish-green on heating.	Dissolve in R.; then heat.	
Flückiger's test.	Free mineral acids.	Mixture in sol., of ferrous sulphate, gallic acid, sodium acetate.	Decolorization.	Add a drop of R. to liquid.	
Flückiger's test.	Gallic acid.	(a) Fresh sol. ferrous sulphate 1, water 100. (b) Sol. sodium acetate.	Violet color.	Add <i>a</i> : sol colorless; then add <i>b</i> .	
Fluorescein test.	Alkalimetry.	Fluorescein 1 gm., agitated with 100 c.c. dilute alcohol; filter.	Green fluorescence by reflected light, in presence of least excess of an alkali.		
Fourcroy's test.	Phosphoric acid.	(a) Ammon. chlorid. (b) Ammon. hydrate. (c) Sol. magnes. sulphate.	White, crystalline ppt.	Add <i>a</i> and <i>b</i> , and then <i>c</i> .	
Francis' test.	Biliary acids in urine.	Glucose (dried over water-bath) 2 gm., in sulphuric acid 15 gm.	Purple color.	Place 4 c.c. of R. in test-tube and float equal quantity urine on top.	
Franqui and Van de Vyvere's test.	Glucose in urine.	Bismuth hydrate in potass. hydrate.	Gray or black ppt.	Boil urine with R.	
Frerich's test.	Leucin and tyrosin in urine.	(a) Basic lead acetate. (b) Hydrogen sulphid.	Crystals of tyrosin in 24 hours; leucin appears later.	Ppt. urine with <i>a</i> ; remove excess of <i>a</i> with <i>b</i> ; evaporate fluid on water-bath to small vol.	
Fresenius' test.	Nitrites.	(a) Starch-paste. (b) Sol. potass iodid. (c) Sulphuric acid.	Blue color.	Add <i>a</i> , <i>b</i> , <i>c</i> .	

TABLE OF TESTS.—*Continued.*

NAME.	USE.	REAGENTS.	REACTION.	APPLICATION.	REMARKS.
Freund's test.	Sulphates in urine.	(a) 1 per cent. sol. alizarin. (b) 5 per cent. acetic acid. (c) Sol. barium acetate (11.22 to 1000).	1 c.c. c = 3 mg. sulphur trioxid.	To 50 c.c. urine add 10 drops each <i>a</i> and <i>b</i> till mixture shows orange color. Triturate with <i>c</i> till ppt. becomes distinctly red.	If urine dark-colored, decolorize with acetic acid and zinc powder.
Frøehde's test.	Alkaloids.	Sol. of sodium molybdate 0.01 gm. in sulphuric acid to c.c.	Color-reactions.		
Fürbringer's test.	Albumin in urine.	Capsules (Stütz's) containing sodium-mercuric chlorid, sodium chlorid, and citric acid.	Cloudiness or flocculent ppt.	Open capsule at both ends and introduce into urine.	Delicate and convenient.
Fürbringer's test.	Albumin in urine.	(a) Mercuric chlorid. (b) Sodium chlorid.	Precipitate.	Add sol. of <i>a</i> and of <i>b</i> .	
Furfurol-test.	Carbohydrates.	See <i>Schiff's</i> and <i>Molisch's</i> tests.			
Furfurol-test.	Glucose.	See <i>Molisch's</i> test.			
Galipe's test.	Albumin in urine.	Sat. sol. picric acid.	White turbidity.	Place a little R. in test-tube, add a few drops of urine, or overlay with urine.	Prevents mistaking of phosphates or urates.
Gallois' test.	Inosite.	2 per cent. sol. mercuric nitrate or Liebig's sol. for estimation of urea.	Yellow residue, turning red on heating.	Heat sol. with a few drops of R.	Proteids, tyrosin, and sugar must be absent.
Garrod's test.	Uric acid in blood.	Acetic acid.	The thread becomes incrustated with uric-acid crystals.	To 30 c.c. of serum add 0.5 c.c. of R. and immerse a fine thread.	Obtained especially in gout, but also in leukemia and chlorosis.
Gauthier's reagent.	Egg-albumin.	Sol. sodium hydrate 250, copper sulphate, 1 % sol. 50, glacial acetic acid 700.	Precipitate.	To 2 c.c. liquid add 10 c.c. R.	Serum-albumin will not be precipitated.
Geissler's test.	Albumin in urine.	(a) Citric acid. (b) HgCl <sub>2</sub> , 3 % sol, containing 12-15 % potass. iodid.	Precipitate.	Add to urine test-paper dipped in <i>a</i> and dried, then one dipped in <i>b</i> and dried.	Very delicate.
Gentile's test.	Glucose.	Sol. potass. ferricyanid in potass. or sodium hydrate.	Decolorization.	Add liquid to R. and warm.	Uric acid gives same reaction, even in the cold.
Gentian-violet test.	Amyloid degeneration.	(a) 5 per cent. aq. sol. gentian-violet. (b) 10-15 per cent. sol. acetic acid.	Pink color.	Treat section $\frac{1}{2}$ to 1 minute with <i>a</i> ; wash in <i>b</i> ; examine under microscope.	
Gerhardt's test.	Acetone in urine.	Sol. ferric chlorid.	Red color.	Add R. to urine.	Not very reliable; other substances respond.
Gerhardt's test.	Biliary pigments in urine.	(a) Chloroform (b) Tr. iodi. (c) Sol. potass. hydrate.	Yellow to brownish color, with green fluorescence.	Shake equal parts urine and <i>a</i> ; allow to settle; add <i>b</i> and <i>c</i> to extract.	
Gerhardt's test.	Diacetic acid in urine.	Sol. ferric chlorid.	Bordeaux-red color; foam violet-red.	To urine add a few drops of R. to precipitate phosphates; then add a few more drops of R.; or filter, and then add.	Color disappears on addition of sulphuric acid.
Gerhardt's test.	Urobilin in urine (in excess).	(a) Potass. hydrate. (b) Chloroform. (c) Tr. iodi.	Green fluorescence.	To chloroform extract of urine add <i>a</i> and <i>b</i> .	
Glacial-phosphoric acid test.	Albumin in urine.	See <i>Hindenlang's</i> test.			
Gmelin-Heintz's test.	Biliary pigments in urine.	Fuming nitric acid.	Play of colors beginning with green and passing through blue, violet, and red to yellow.	Bring urine and R. in contact on porcelain plate or overlay R. with urine in test-tube.	Very delicate; 1 in 70,000 to 80,000.



TABLE OF TESTS.—*Continued.*

NAME.	USE.	REAGENTS.	REACTION.	APPLICATION.	REMARKS.
Griess' test.	Nitrites in saliva.	(a) Sulphuric acid. (b) Metadiamido-benzol.	Intense, yellow color.	Dilute saliva with 5 vols. water; add a few drops <i>a</i> and <i>b</i> .	
Grismer's test.	Glucose in urine.	(a) 1:1000 sol. safranin. (b) Potass. hydrate.	Decolorization denotes glucose.	Boil 1 c.c. urine with 5 c.c. <i>a</i> and 2 c.c. <i>b</i> .	Not reliable.
Guaiac-test.	Blood.	See <i>Van Deen's test</i> , <i>Almén's test</i> , and <i>Huehnerfeld's test</i> .			
Guaiac-test.	Hydrocyanic acid.	See <i>Schönbein's test</i> .			
Guareschi's test.	Phenol.	Chloroform.	Red ppt. sol. in alcohol.	Treat warm alkaline sol. of phenyl with R.	
Günzburg's test.	Hydrochloric acid in gastric juice.	Phloroglucin - vanillin sol.; Phloroglucin 2, vanillin 1, absolute alcohol 30.	Red color; cherry-red crystals.	To a few drops of juice in evaporating dish add a drop of R. and warm gently.	1 in 15,000; very delicate.
Gutzeit's test.	Arsenic.	(a) Zinc. (b) Sulphuric acid 10, water 190. (c) Sol. lead acetate. (d) Sat. sol. silver nitrate acidulated with nitric acid.	Bright-yellow stain, becoming black or brown on addition of water.	Place a piece of <i>a</i> in test-tube with 5 c.c. of <i>b</i> ; add liquid, not exceeding 1 c.c. About 1 cm. below open end of test-tube insert a glass-wool or cotton plug moistened with 0.5 c. Cover tube with 3 thicknesses filter-paper, applying to upper one a drop of <i>d</i> . Stand aside in a dark place.	
Guyot's test.	Ammonia.	To acid sol. of mercuric nitrate add sol. potass. bromid until first ppt. is redissolved; then add potass. hydrate till orange-yellow ppt. appears. Filter.	White precipitate.	Mix R. and liquid.	
Guyot's test.	Iodoform.	Starch.	Blue color.	Heat in flask, and pass vapor through a heated tube over R.	
Hagen's test.	Strychnin.	(a) Sulphuric acid. (b) Lead dioxid.	Bluish-violet color.	Mix <i>a</i> and <i>b</i> with liquid.	
Hager's test.	Alkaloids.	Sol. picric acid (1:1000).	Yellow ppt.	Add R. to liquid.	
Hager's test.	Ammonia.	Mercurous nitrate.	Black ppt. or brown coloration.	Add R. to liquid.	
Hager's test.	Arsenic.	(a) Potass. hydrate. (b) Zinc. (c) Ribbon of magnesium.	Evolution of arsine, which is tested in any convenient way.	Heat liquid with <i>a</i> in excess, <i>b</i> , and small piece of <i>c</i> .	
Hager's test.	Arsenic.	(a) Hydrochloric acid. (b) Tin foil.	Steel-colored to brown stain.	Acidify with <i>a</i> , drop in <i>b</i> , heat to 90° C.	
Hager's test.	Dextrin.	(b) Ammonium molybdate. (b) Citric acid.	Blue color.	Boil liquid with <i>a</i> and <i>b</i> .	
Hager's test.	Glucose.	Mercuric oxid (red) 30, sodium acetate 30, glac. acetic acid 25, sodium chlorid 50, water 400. After solution dilute up to 1000.	Ppt. of mercurous chlorid.	Add excess of R. to liquid.	
Hager's test.	Nitric acid.	(a) Molybdic acid. (b) Sugar.	Blue color.	Add <i>a</i> and <i>b</i> .	
Hager's test.	Nitrobenzol in oil of bitter almonds.	45 per cent. alcohol.	Cloudiness.	Dissolve 10 drops oil in 10 c.c. R.	
Hager's test.	Nitrous acid.	Carbolic acid.	Red, then brown and green coloration.	Add R. to liquid.	
Hager's test.	Phosphorus	(a) Ether or benzine. (b) Strip of silver-nitrate paper.	Black stain.	Dissolve in <i>a</i> , heat to 30-40° C., and expose <i>b</i> to vapors.	

TABLE OF TESTS.—*Continued.*

NAME.	USE.	REAGENTS.	REACTION.	APPLICATION.	REMARKS.
Hager's test.	Purity of quinin.	Sol. of sodium salicylate (1:5).	Cloudiness indicates other cinchona alkaloids.	Shake 2 gm. quinin sulph. with 20 c.c. cold water; filter. Dilute filtrate with equal bulk water, add 10 to 12 drops R., and shake.	
Hager's test.	Strychnin in santoniin.	Sat. sol. picric acid.	Cloudiness or ppt.	Shake 2 gm. santoniin with 6 c.c. water, filter; to filtrate add 1 to 2 c.c. R.	In case of reaction, strychnin may be present, and should be further tested for.
Hager's test.	Sugar in glycerin.	(a) Ammon. molybdate. (b) 25 per cent. sol. nitric acid.	Blue color.	Boil 5 drops glycerin, 100 drops water, 3 to 4 cg. a, and 1 drop b.	
Hager's test.	Tannic acid.	Ammonium molybdate.	Reddish-yellow color.		
Haines' solution.	Glucose in urine.	Copper sulphate 3, potass. hydrate 9, glycerin 100, water 600.	Red ppt.	Use as in Fehling's test.	
Hammersten's test.	Indican in urine.	(a) Chloroform. (b) Fuming hydrochloric acid. (c) Sat. sol. calcium hypochlorite.	Blue color of chloroform.	Mix 10 of urine with 3 to 5 a, 10 b, and 1 drop c. Agitate gently.	Too much or too strong c changes color to green.
Hammersten's test.	Metalbumin.	(a) Concent. sulphuric acid. (b) Acetic acid.	Violet color.	Add a and b.	
Hammersten's test.	Milk-curdling ferment.	See <i>Curdling-ferment test.</i>			
Harley's test A.	Urohematin.	Nitric acid.	Pink, crimson, or purple color indicates excess.	Dilute 24 hours' urine to 60 oz., or concent. if amount greater. To 2 drams add ½ dram R.; allow to stand.	
Harley's test B.	Urohematin.	(a) Nitric acid. (b) Ether.	Red color of b indicates excess.	Boil 4 oz. urine; add a; when cool heat in 6 oz. bottle with 1 oz. b; shake; stand aside 24 hours.	
Harnack's test.	Iodin in urine.	(a) Starch-paste. (b) Carbon disulphid.	Purple color of b.	Shake with a and b.	
Hasslam's test.	Albumin.	(a) Sol. sodium chlorid. (b) Sol. ferric chlorid.	Whitish zone.	Mix urine with few drops a, and pour b cautiously on top.	
Hassalt's test.	Aconitin.	Syrupy phosphoric acid.	Violet color.	Dissolve in R., and evaporate gently.	
Hauck's test.	Hyposulphites.	Sol. potass. permanganate.	Color changed to bluish-green.	Mix.	
Hay's test.	Biliary acids.	Sulphur.	R. sinks in fluid containing biliary acids.	Throw a little R. on surface of liquid.	
Heat-test.	Albumin in urine.	Nitric acid.	Cloudiness or white ppt.	Heat upper third of urine contained in a test-tube. To ppt. add drop of R.; albumin is not dissolved.	Delicate. Alkaline urine may not throw down ppt. until acid is added.
Heinrich's test.	Albumin.	(a) Dilute acetic acid. (b) Sol. sodium chlorid.	Precipitate.	To 5-10 c.c. liquid add 2 drops a, and boil. Add enough b to make 4 per cent. sol.	
Heinrich's test.	Glucose.	Mercuric iodid 18, potass. iodid 25. Dissolve; add potass. hydrate 10, water to 1000.	Reduction.	Heat R. and add liquid.	40 c.c. = 0.1342 glucose.
Heintz's test.	Potassium in urine.	(a) Hydrochloric acid. (b) A little platinum chlorid dissolved in eq. vol. alcohol and ether.	Octahedral crystals.	To 100 c.c. urine add a little a; then 2 vols. b.	



TABLE OF TESTS.—*Continued.*

NAME.	USE.	REAGENTS.	REACTION.	APPLICATION.	REMARKS.
Heller's test or method.	Albumin in urine.	Nitric acid.	White ring or disc.	Place about 30 drops R. in test-tube, and overlay with equal quantity of urine.	Delicacy 0.0025 per cent.
Heller's test.	Biliary pigments.	(a) Hydrochloric acid. (b) Nitric acid.	Play of colors.	In a beaker-glass mix 6 c.c. of <i>a</i> with enough urine to color. Allow <i>b</i> to trickle down the side and form a layer underneath.	
Heller's test.	Blood in urine.	Liquor potassæ.	Reddish-brown ppt. of phosphates and blood coloring-matter.	Render urine alkaline with R. and boil.	
Heller's test.	Glucose.	See <i>Moore's test</i> .			
Heller's test.	Urophain in urine.	Sulphuric acid.	Black or opaque color indicates excess; pale garnet-red, diminution.	From height of about 4 inches pour 4 c.c. urine upon 2 c.c. R. in beaker-glass, so that they mix intimately.	
Heller's test A.	Indican in urine.	Strong hydrochloric acid.	Violet or blue color.	To 4 c.c. R. in small beaker-glass add 20 drops of urine while stirring. Allow to stand.	If bile is present, remove by precipitation with lead acetate and filtration.
Heller's test B.	Indican in urine.	Strong hydrochloric or nitric acid.	Violet or blue ring.	Gently heat 4 c.c. R. in test-tube; overlay with equal quantity of urine freed from albumin.	
Hempel's test.	Iodids.	(a) Sol. ferric chlorid. (b) Sulphuric acid. (c) Starch-paste.	Rose-red color.	Add <i>a</i> and <i>b</i> , then <i>c</i> .	
Henry's test.	Iodin.	Sol. potass. permanganate.		Liberate iodine with R.	
Heppes test.	Chlorates.	Sol. anilin sulphate 1, sulphuric acid 2.	Intensely blue color.	Add R.	
Herbst's test.	Aconitin.	Phosphoric acid.	Violet color.	Evaporate with R.	
Herbst's test.	Atropin.	(a) Sulphuric acid. (b) Potass. bichromate.	Odor of oil of bitter almonds.	Add <i>a</i> , <i>b</i> , and a little water.	
Herse's test.	Codein.	(a) Sulphuric acid. (b) Sol. ferric chlorid.	Blue color.	Dissolve in <i>a</i> , add <i>b</i> .	
Herzberg's test.	Free hydrochloric acid.	See <i>Congo-red test</i> .			
Heynsius' test.	Albumin.	(a) Acetic acid. (b) Sat. sol. sodium chlorid.	Flocculent ppt.	Add <i>a</i> and a few c.c. of <i>b</i> ; boil.	
Hilger's test.	Albumin in urine.	(a) Acetic acid. (b) Sol. potass. ferrocyanid.	Turbidity or ppt.	To 1 vol. urine add $\frac{1}{4}$ vol. <i>a</i> ; then add 3 or 4 drops <i>b</i> .	Extremely delicate; 0.0025 per cent. albumin. Serum-albumin, globulin, and albumose respond; peptone does not.
Hindenlang's test.	Albumin in urine.	Metaphosphoric acid.	White cloud around R.	Drop pellet of R. into filtered urine and allow tube to stand. Do not boil.	Delicate; R. does not keep well.
Hinterberger's test.	Atropin.	Cyanogen.	Blood-red color.	Pass current of R. into alcoholic sol.	
Hirsch's test.	Carbolic acid.	Tr. ferri chlorid.	Purple color.	Add R. to aqueous sol.	
Hlasiwetz's test.	Hydrocyanic acid.	Picric acid.	Blood-red color.	Heat alkaline sol. with R.	
Hoffmann's test.	Alkalimetry.	Eupittonic acid.	Orange color, turned blue by alkalis.		Delicacy, 1:60,000.

TABLE OF TESTS.—*Continued.*

NAME.	USE.	REAGENTS.	REACTION.	APPLICATION.	REMARKS.
Hoffmann's test.	Carbolic acid.	(a) Sulphuric acid. (b) Potass. nitrate.	Violet color or streaks.	To 2 c.c. <i>a</i> add 2 c.c. liquid, and a little <i>b</i> .	0.001 gm.
Hoffmann's test.	Chloroform.	(a) Anilin. (b) Alcohol. (c) Sodium hydrate.	Odor of isonitril.	Add <i>a</i> , <i>b</i> , <i>c</i> .	
Hoffmann's test.	Tyrosin.	Neutral sol. of mercuric nitrate.	Crimson or pink coloration or ppt.	Heat solution with R.	Ppt. occurs if much tyrosin is present.
Hoffmann and Ultzmann's test.	Altered biliary coloring-matters (bilifuscin).		Brown color.	Dip piece of clean, white linen in urine, and allow to dry.	
Hofmeister's test.	Peptone in urine.	(a) Concent. sol. sodium acetate. (b) Concent. sol. ferric chlorid. (c) Sol. potass. hydrate. (d) 1 per cent. sol. copper sulphate.	Beautiful, red color (Biuret-reaction).	To 500 c.cm. urine add 50 c.cm. <i>a</i> ; then <i>b</i> guttatim until liquid is red; neutralize with <i>c</i> ; boil; filter. If filtrate free from albumin, add few drops <i>c</i> and <i>d</i> .	
Hoppe-Seyler's test.	Santonin in urine.	(a) Sodium hydrate. (b) Amylic alcohol.	Red color with <i>a</i> , which is decolorized by <i>b</i> .	Treat urine with <i>a</i> ; extract with <i>b</i> .	Distinction from chrysophanic acid; urine not decolorized by <i>b</i> .
Hoppe-Seyler's test.	Glucose in urine.	o-Nitrophenylpropionic acid 5.76 gm. with 100 c.c. 10 per cent. sol. sodium hydrate, dissolved in water and diluted to 1150 c.c.	Dark-blue color (indicates 0.5 per cent. glucose or reducing substance).	Boil 5 c.c. R. with 10 drops urine $\frac{1}{4}$ minute.	
Hoppe-Seyler's test.	Xanthin.	Sol. sodium hydrate mixed with chlorinated lime.	Dark-green ring, turning brown, then disappearing, around each particle of xanthin.	Drop xanthin into R.	
Horsford's test.	Glycocoll.	Sol. potass. hydrate.	Bright-red color.	Boil with R.	
Horsley's test.	Glucose.	Copper sulph. 30, water 1440, tartaric acid 30; let cool; add potass. hydrate 90, potass. carbonate 90.	Reduction of copper sulphate.	As in Fehling's test.	
Horsley's test.	Morphin.	Sol. potass. ferricyanid.	Red color after several hours.	Add R.	
Horsley's test.	Morphin.	(a) Sol. silver nitrate. (b) Nitric acid.	Reduction of silver; blood-red color with <i>b</i> .	Add <i>a</i> ; filter; to filtrate add <i>b</i> .	
Horsley's test.	Strychnin.	(a) Sol. potass. bichromate. (b) Sulphuric acid.	Purple-violet to red color.	Add <i>a</i> ; to crystals which form add <i>b</i> .	
Huber's test.	Free mineral acids.	Mixture of sol. ammon. molybdate and sol. potass. ferrocyanid.	Red cloudiness, which disappears on adding the smallest excess of alkali.	Add R.	
Huchard's test.	Hepatic insufficiency.	Sugar 150-200 gms.	Appearance of sugar in urine.	R. is introduced into stomach; normally destroyed in a few hours; if liver insufficient, appears in urine.	
Huehnerfeld's test.	Blood.	(a) Tr. guaiaci. (b) Mixture of glacial acetic acid 2, distilled water 2, oil of turpentine 100, absol. alcohol 100, chloroform 100.	Blue color.	Treat liquid with <i>a</i> and a little of <i>b</i> .	A modification of Van Deen's test.
Huizinga's test.	Glucose.	(a) Potass. hydrate. (b) Ammonium molybdate or tungstate. (c) Hydrochloric acid.	Blue color.	Alkalinize with <i>a</i> , add <i>b</i> ; boil, and acidulate with <i>c</i> .	



TABLE OF TESTS.—*Continued.*

NAME.	USE.	REAGENTS.	REACTION.	APPLICATION.	REMARKS.
Hume's test.	Arsenic.	Ammoniacal sol. silver nitrate.	Black color.	Pass arseniuretted hydrogen into R.	
Huppert's test.	Bile-pigments.	(a) Milk of lime (1 per cent. sol.). (b) Acid alcohol (containing hydrochloric acid).	Green color.	Precipitate with <i>a</i> ; extract with <i>b</i> . Warm extract.	
Husemann's test.	Morphin.	(a) Sulphuric acid. (b) Nitric acid.	Blue-violet to red color.	Heat for half hour with <i>a</i> ; after cooling add one drop <i>b</i> .	$\frac{1}{10}$ mgm.
Hydrochloric-acid test.	Balsam of copaiba.	Hydrochloric acid.	Red color.	Add R. to urine. Calcium chlorid or tr. iodi facilitates reaction.	Reliable.
Ihl and Pechmann's test A.	Levulose.	Concent. alcoholic sol. resorcin with a little hydrochloric acid.	Red color.	Warm R., and add substance to it.	
Ihl and Pechmann's test B.	Levulose.	(a) Concent. sol. diphenylamin. (b) Hydrochloric acid.	Yellowish-green, then dark-blue color.	Boil with <i>a</i> and a little <i>b</i> .	
Ilimow's test.	Albumin.	(a) Acid sodium phosphate. (b) Carbolic acid (1:20).	Cloudiness and precipitate.	Acidulate with <i>a</i> ; filter; add <i>b</i> .	
Indigo-test.	Acetone.	See <i>Bayer's test</i> .			
Indigo, or indigo-carmin, test.	Glucose.	See <i>Mulder's test</i> .			
Indol-reaction.	Products of bacillus cholerae asiaticæ.	See <i>Poehl's test</i> .			
Iodin-test.	Amyloid degeneration.	Lugol's solution.	Mahogany-red color.	Treat freshly cut surface of organ with diluted R.	Glycogen and cholesterol give same reaction.
Iodin-test.	Starch.	Iodin 1 gm., potass. iodid 3 gm., water 50 c.c.	Deep-blue color.	Add R.	
Iodoform-test.	Acetone in urine.	See <i>Lieben's test</i> .			
Isocyanphenyl-test.	Nitrobenzol (anilin).	See <i>Flückiger's test for Acetanilid</i> .			
Ittner's test.	Hydrocyanic acid in tissues.	(a) Dil. sol. potass. hydrate. (b) Sol. ferrous sulphate (which has become yellow by exposure to air). (c) Hydrochloric acid.	Blue or green color; flocculent, dark-blue ppt.	Render liquid alkaline with <i>a</i> ; add a few drops <i>b</i> , agitate, and let stand 10 minutes. Now add <i>c</i> in slight excess; warm slightly. Allow to stand several hours if necessary.	Large quantities, immediate, blue color and precipitate. Delicacy 1:50,000.
Jacquemart's test.	Alcohol.	(a) Sol. mercuric nitrate. (b) Ammonia.	Reduction of <i>a</i> ; black precipitate on adding <i>b</i> .	Add <i>a</i> , then <i>b</i> .	
Jacquemin's test.	Alkalies.	Sol. pyrogallie acid, with trace of ferric chlorid.	Change of color to blue.	Add R to liquid.	
Jacquemin's test.	Carbolic acid.	(a) Anilin. (b) Sodium hypochlorite.	Blue color.	Add eq. vol. <i>a</i> ; then add <i>b</i> .	Acids color sol. red, alkalies blue.
Jaffe's test.	Indigo in urine.	(a) Hydrochloric acid. (b) Sat. sol. calcium hypochlorite (bleaching powder). (c) Chloroform.	Blue color.	Mix equal parts urine and <i>a</i> ; add a few drops <i>b</i> until maximum color appears. Agitate with <i>c</i> ; evaporate <i>c</i> extract, and weigh to get approximate quantity.	Albumin must first be removed.
Jaffe's test.	Kreatinin.	(a) Sol. of picric acid. (b) Sodium hydrate.	Intense red color.	Add <i>a</i> and a few drops of <i>b</i> .	1:5000
Von Jaksch's test.	Bilirubin in blood.		Yellow froth.	Abstract some blood with cupping-glass; place in a test-tube in refrigerator; after coagulation, withdraw serum into another test-tube; shake.	Serum becomes green if placed in a warm chamber three or four hours.

TABLE OF TESTS.—*Continued.*

NAME.	USE.	REAGENTS.	REACTION.	APPLICATION.	REMARKS.
Von Jaksch's test.	Diabetic acid.	(a) Sol. ferric chlorid. (b) Sulphuric acid. (c) Ether.	Burgundy red color.	Add <i>a</i> , filter; add more <i>a</i> ; boil portion of mixture; red color should persist.	To other portion of urine add <i>ℓ</i> and <i>c</i> and perform test with <i>a</i> on the ethereal extract.
Von Jaksch's test.	Free hydrochloric acid in gastric juice.	Sol. benzo-purpurin 6 B.	Dark-blue color.	Add R. or saturate filter-paper with R. dry, and dip in gastric juice.	
Von Jaksch's test.	Glucose in urine.	(a) Phenyl-hydrazin hydrochlorate. (b) Sodium acetate.	Same as <i>Fischer's test</i> .	To 6-8 c.c. urine add 2 parts <i>a</i> and 3 parts <i>b</i> ; warm; place tube in boiling water 20-30 minutes, then into cold water.	Modified <i>Fischer's test</i> .
Von Jaksch's test.	Kresol (Para-).	(a) Sodium nitro-prussid. (b) Potass-hydrate. (c) Acetic acid.	Reddish-yellow color; light pink when <i>c</i> is added.	Add <i>a</i> and <i>b</i> ; add excess <i>c</i> .	
Von Jaksch's test.	Melanin.	Sol. ferric chlorid.	Black color; also black by transmitted light.	Add R.	
Von Jaksch's test.	Thallin.	(a) Ferric chlorid. (b) Ether.	Dark-green color.	Shake urine with <i>b</i> ; to <i>b</i> extract add one drop <i>a</i> .	Urine on addition of <i>a</i> alone, red. Many substances give red color, therefore extract with <i>b</i> .
Jaworowski's test.	Albumin in urine.	Ammon. molybdenate 1, heated with water 40; mix with tartaric acid 5. Filter if not clear.	Precipitate.	Urine must be transparent and acid (acidify with tartaric acid if necessary). Add R. a few drops at a time; filter.	Said to detect 1 in 300,000.
Johnson's test.	Glucose.	(a) Sat. sol. picric acid. (b) Sol. sodium hydrate.	Claret-red color.	Add a few drops <i>a</i> , alkalinize with <i>b</i> ; warm.	Delicacy 0.01 per cent.
Johnson's test (quantitative).	Sugar in urine.	Standard claret color prepared by boiling 40 minims cold, sat. sol. picric acid with f3j sol. containing gr. j glucose to f3j, mixed with f5ss potass. hydrate; water is added to make f3iv. (a) Sat. sol. picric acid. (b) Sol. potass. hydrate.	If color same as standard, urine contains gr. j glucose to f3j. If darker, dilute to standard tint. Number of dilutions equals number of grains per ounce.	Boil f3j of dilute urine 1 minute, with 40 minims <i>a</i> and f5ss <i>b</i> ; dilute to f3iv. Cool by immersing in cold water.	
Jolles' test.	Albumin in urine.	(a) Hydrochloric acid. (b) Sat. sol. calcium chlorid.	White turbidity.	Treat urine with equal volume <i>a</i> ; overlay with 2 or 3 drops <i>b</i> .	0.01 per cent.
Kæmmerer's test.	Nitric and nitrous acids in potable water.	(a) Potass.-iodid-starch-paste. (b) Acetic acid. (c) Sulphuric acid. (d) Zinc-dust.	Blue color.	To one portion add <i>a</i> and <i>b</i> ; blue color indicates nitrous acid. To another portion add <i>a</i> , <i>c</i> , <i>d</i> ; blue color indicates nitric acid.	
Kauder's test.	Globulin.	See <i>Pohl's test</i> .			
Klemperer's test.	Zymogen of rennet.	(a) Milk 10 c.c., 3 per cent. sol. calcium chlorid 2 c.c. (b) 1 per cent. sol. sodium carbonate.	Curdling of milk.	To 2 c.c. filtered gastric juice add <i>a</i> and excess of <i>b</i> ; place in incubator.	
Knapp's test.	Glucose in urine.	Alkaline sol. mercuric cyanid.	Reduction to metallic mercury.	Boil a few c.c. R., and add urine.	



TABLE OF TESTS.—*Continued.*

NAME.	USE.	REAGENTS.	REACTION.	APPLICATION.	REMARKS.
Knapp's method.	Volumetric test for sugar in urine.	Standard alkaline sol. mercuric cyanid (mercuric cyanid 10, sodium hydrate [1.14] 100, water up to 7000). 40 c.c. = 0.1 sugar.	Absence of mercury in sol. is indicated by filter-paper moistened with 1 drop sol., no longer being blackened by vapor of ammonium sulphid.	Run sugar sol. from buret into hot, standard sol.	
Kossel's test.	Hypoxanthin.	(a) Hydrochloric acid. (b) Zinc. (c) Sodium hydrate.	Ruby-red color.	Treat with <i>a</i> and <i>b</i> , and add excess of <i>c</i> .	
Kost's test.	Free hydrochloric acid in gastric juice.	(a) 10 per cent. sol. tannin. (b) Sol. methyl-violet.	Change from violet to blue or green.	Add <i>a</i> , then <i>b</i> .	Modification of <i>Maly's test</i> ; <i>a</i> precipitates the interfering peptones.
Kuehne's test.	Syntonin.	Lime-water.	Soluble in R.; sol. coagulated, though imperfectly, by boiling.	Dissolve in R. and boil.	Reaction distinguishes it from other acid-albumins and from alkali-albumins.
Kuelz's test.	Biliary acids.	(a) Dil. sol. cane-sugar. (b) Concent. sulphuric acid.	Red, then violet color.	Evaporate substance; add one drop <i>a</i> , and a few drops <i>b</i> .	
Kuelz's test.	Hydrogen sulphocyanid in urine.	Dil. sol. ferric chlorid, with a little hydrochloric acid.	Red color.	Dilute R. until same color as urine, then add.	Not reliable.
Landoldt's test.	Carbolic acid.	Bromin-water.	White or yellowish-white cloudiness or ppt.	Add excess of R.	1:40,000.
Langley's test.	Pepsinogen and pepsin.	Sodium carbonate.	R. destroys pepsin, but has no action on pepsinogen.		
Lassaigne's test.	Semen.	Sol. of lead oxid in liquor potassæ.	No yellow color, as would occur in albuminous fluids.	Moisten stain with R., and dry at 68° F.	If semen diluted with an albuminous secretion, yellow color develops.
Latschenberger's test.	Ammonia in urine.	(a) Sat. sol. copper sulphate. (b) Barium hydrate.	Apply to filtrate Nessler's test, <i>q. v.</i>	Treat urine with equal vol. <i>a</i> ; neutralize with <i>b</i> ; filter.	
Lea's (Carey) test.	Gelatin.	Acid sol. mercuric nitrate.	Red color.	Add R. to liquid.	
Lea's (Carey) test.	Hydrocyanic acid.	Ammonio-sulphate of iron 1, uranium nitrate 1, water 240.	Purplish-red color or ppt.	Add 2 drops of liquid on a porcelain slab to 2 drops R.	
Leffmann's test.	Urine in potable water.	Sol. silver nitrate.	Brown color.	Add R.	
Legal's test.	Acetone in urine.	(a) Hydrochloric acid. (b) Sodium nitroprussid. (c) Liq. potassæ.	Red color, which rapidly disappears, and gives place to purple on the addition of acetic acid.	Acidulate with <i>a</i> , distil. To distillate add a few drops each <i>b</i> and <i>c</i> .	Kreatinin strikes similar color, which disappears when acetic acid is added.
Leo's test.	Free acids and acid salts in gastric juice.	Pure calcium carbonate.	Change of litmus-test paper.	Mix filtrate in watch-glass with R.; test with blue litmus; if latter not reddened, acid salts absent; if red less intense than before, both present; if red color not altered, free acids absent or much diminished.	Very delicate; .002 free hydrochloric, 0.01 lactic acid.
Lieben's test.	Acetone in urine.	Liq. potassæ 3.7 c.c., potass. iodid 1.2; place in test-tube and boil.	Crystals of iodoform.	To R. add 3.7 c.c. urine, distil, and acidulate with hydrochlor. acid. Ring of phosphates is formed first; upon this the iodoform is deposited, later sinking to bottom.	Alcohol, lactic acid, aldehyd, and certain fatty acids also respond.

TABLE OF TESTS.—*Continued.*

NAME.	USE.	REAGENTS.	REACTION.	APPLICATION.	REMARKS.
Liebermann's test.	Cholesterin and cholesterin-fats.	(a) Acetic acid anhydrid. (b) Sulphuric acid.	Violet to green color.	Add <i>a</i> and a few drops <i>b</i> .	
Liebermann's test.	Lanolin.	(a) Acetic acid anhydrid. (b) Sulphuric acid.	Rose-red color, changing to green or blue.	Dissolve 0.1-0.2 gm. lanolin in 4 c.c. <i>a</i> , and add <i>b</i> .	Glycerin-fats do not give this color.
Liebermann's test.	Proteids.	Concent. hydrochloric acid.	Violet-red color.	Boil substance with R.	
Liebig's test.	Hydrocyanic acid in tissues.	(a) Dil. sol. sodium hydrate. (b) Ammonium sulphid. (c) Sol. ferric chlorid. (d) Hydrochloric acid.	Red color.	Place liquid in porcelain capsule; add <i>a</i> and <i>b</i> ; evaporate to dryness over water-bath; add water; acidulate with <i>d</i> , and add 2 or 3 drops <i>c</i> .	Most delicate test—1:4,000,000.
Liebreich's test.	Cholesterin and cholesterin-fats.	See <i>Burchard's test</i> .			
Lindo's test.	Glucose.	Sol. in sodium or potass. hydrate of yellow substance obtained by action of nitric acid on brucin.	Yellow, then intensely blue.	Treat R. with substance.	
Lipowitz' test.	Phosphorus in organic matter.	(a) Sulphuric acid. (b) Sulphur. (c) Nitric acid.	Luminosity; odor; tests for phosphoric acid.	Acidulate with <i>a</i> , boil $\frac{1}{2}$ hour in retort with <i>b</i> ; collect distillate. Wash pieces of sulphur and examine for luminosity and odor. Add <i>c</i> , and test for phosphoric acid.	
Luck's test.	Acidimetry, alkalimetry.	Phenolphthalein.	With acids colorless; with alkalis purplish-red.	Add 1 drop R. to 100 c.c. of liquid.	1:100,000.
Ludwig's test.	Alcohol (ethylic).	See <i>Otto's test</i> .			
Ludwig's test.	Anilin.	(a) Sol. carbolic acid. (b) Sol. sodium hypochlorite. (c) Hydrochloric acid.	Dark-blue; red on addition of <i>c</i> .	To watery sol. of substance add <i>a</i> and <i>b</i> .	
Ludwig's test.	Potassium chlorate in vomit.	(a) Acetic acid. (b) Dil. hydrochloric acid.	Crystals liberating chlorin-gas with <i>b</i> .	Acidulate with <i>a</i> ; boil for one minute; filter; evaporate filtrate to small bulk; stand aside. Dry crystals between blotting-paper; add <i>b</i> ; warm.	
Luecke's test.	Hippuric acid.	Nitric acid.	Odor of nitrobenzol.	Add R. at boiling temperature; evaporate; introduce residue into small glass tube; heat.	
Lunge's test.	Alkalimetry.	Tropeolin (methyl-orange).	Mineral acids change yellow to crimson.	Add R.	Carbon dioxide has no action.
Lunge's test.	Alkalimetry.	Phenacetolin (brown substance obtained by heating for several hours carbolic, sulphuric, and glacial acetic acids, each 1 part).	Alkalies turn it red.		
Lustgarten's test.	Chloroform.	(a) Alpha-naphthol. (b) Sol. potass. hydrate.	Blue color.	Dissolve <i>a</i> in <i>b</i> , and add to fluid.	
Lustgarten's test.	Chloroform.	Alpha-naphthol or beta-naphthol in potass. hydrate.	Transient blue color.	Warm R. and mix with substance.	Chloral gives same reaction.
Luttke's test.	Free hydrochloric acid in gastric juice.	Tropeolin O O.	Yellow color of R. changes to red.	Same as <i>Riegel's test</i> , <i>q. v.</i>	



TABLE OF TESTS.—*Continued.*

NAME.	USE.	REAGENTS.	REACTION.	APPLICATION.	REMARKS.
MacMunn's test.	Indigo in urine.	(a) Hydrochloric acid. (b) Nitric acid. (c) Chloroform.	c becomes violet, and shows absorption-bands before and after D., due to indigo-blue.	Boil equal parts urine and a, and a few drops b; cool, and agitate with c.	
MacWilliams' test.	Albumin.	Sat. sol. salicyl-sulphonic acid.	Cloudiness or ppt.	Mix drop or two of R. with 20 c.c. of liquid.	
Magnesia-mixture-test.	Phosphates in urine.	Magnes. sulphate, ammon. chlorid, ammonia, each 1, water 8.	Precipitate.	Add R. to urine.	If ppt. thick, phosphates increased; if milky, normal; if translucent, diminished.
Magnesium-nitric-test.	Albumin in urine.	See Roberts' test.			
Magnesium-sulphate-test.	Paraglobulin in urine.	Magnes. sulphate.	Precipitate.	Saturate urine with R.; remove paraglobulin by filtration.	
Magnier de la Source's test.	Uric acid.	(a) Bromin water. (b) Sol. potass. hydrate. (c) Ammon. hydrate.	Brick-red color; blue with b; purple with c.	Rub up sediment with water, add a, evaporate. Add b or c.	
Mahomed's test.	Small quantities of hemoglobin in urine, unaccompanied by albumin.	(a) Tr. guaiaci. (b) Ozonic ether.	Blue color.	Dip slip blotting-paper in urine; dry over spirit-lamp; drop on 2 drops a, and after alcohol has evaporated, a drop of b.	
Maly's test.	Free hydrochloric acid in gastric juice.	Sol. methylene-blue.	Change from violet to blue or green.	Add R.	
Maréchal's test.	Bile-pigments in urine.	Tr. iodi.	Delicate green color at line of contact.	Float a few drops of urine on surface of R. in test-tube.	Dilute urine if very dark.
Marsh's test.	Arsenic.	(a) Dil. sulphuric acid. (b) Zinc.	Steel-white mirror of metallic arsenic.	Introduce substance into flask with a and b. Light jet and permit to impinge on cold porcelain, or heat delivery-tube, when mirror is deposited in it.	Distinguished from similar deposit of antimony by solubility of arsenical mirror in potassium hypochlorite.
Martin's test.	Peptones in urine.	(a) Ammonium sulphate. (b) Sol. copper sulphate. (c) Sodium hydrate.	Rose-red color.	Precipitate proteids with a; filter; to filtrate add b and considerable c.	
Maschke's test.	Nitrous acid in potable water.	(a) Dil. acetic acid. (b) Blue molybdic-acid-solution.	Bluish color disappears within one hour.	Add 6 to 10 drops a, then 1 or 2 drops b.	
Masset's test.	Biliary coloring matter.	(a) Sulphuric acid. (b) Potass. nitrite.	Grass-green color.	To 2 c.c. urine add 2 or 3 drops a and crystal of b.	Not very delicate.
Maumené's test A.	Glucose.	Stannous chlorid.	Black-brown "caramel"-like ppt.	Heat glucose-sol. with R.	
Maumené's test B.	Glucose.	Strips of woollen soaked in 33½ per cent. sol. of stannous chlorid, and dried.	Strip turns brown to blackish-brown.	Boil strip in glucose-solution.	
Mayer's reagent or test.	Alkaloids.	HgCl₂ 13.546, potass. iodid 49.8, water. 1000.	White ppt.	Add R.	
Mazzara's test.	Glucose in urine.	(a) Nickel chlorid. (b) Sol. potass. hydrate	Green ppt.	Heat urine with a and a little b.	
Méhu's test.	Albumin in urine.	(a) Nitric acid. (b) Carbol. and acetic acids each 1, 90 per cent. alcohol 2.	Precipitate.	Treat urine with 2-3 per cent. of its vol. of a, add 10 per cent. b; shake and allow to stand.	Not very reliable; normal urine may give ppt.
Menthol-test.	Glucose in urine.	Used like Thymol in	Molisch's test, q. v.		

TABLE OF TESTS.—*Continued.*

NAME.	USE.	REAGENTS.	REACTION.	APPLICATION.	REMARKS.
Mercuric-oxid-test.	Acetone in urine.	See <i>Reynold-Gunning's test.</i>			
Metaphosphoric-acid-test.	Albumin in urine.	See <i>Hindenlang's test.</i>			
Michailow's test.	Proteids.	(a) Sol. ferrous sulphate. (b) Sulphuric acid. (c) Nitric acid.	Red ring.	Add <i>a</i> ; underlay with <i>b</i> ; add a little <i>c</i> .	
Millard's test.	Albumin in urine.	Mix glacial phenic acid (95 per cent.) 2 drams, acetic acid 7 drams; add liq. potassæ 2 oz. 6 drams.	Precipitate.	Overlay R. with urine.	
Miller's test.	Alkalimetry.	Same as <i>Lunge's test</i> ,	<i>q. v.</i>		
Von Miller's test.	Free hydrochloric acid in gastric juice.	See <i>Luttké's test.</i>			
Millon's test.	Albumin; urea.	Metallic mercury 1, HNO <sub>3</sub> (1.42) 1; water twice bulk; filter in 24 hours.	Yellow, then red color on heating.	Add R.	
Mitscherlich's test.	Phosphorus in tissues.	Dil. sulphuric acid.	Luminosity.	Acidulate watery sol. with R. and distil, conducting vapors through glass tube surrounded by a condenser. Dark room.	If alcohol, ether, or oil of turpentine is present luminosity does not appear until it is removed. Salts of mercury, iodine, metallic sulphides, etc., interfere with luminosity also.
Mohr's test A.	Free hydrochloric acid in gastric juice. (Free mineral acids.)	(a) Potass. iodid starch-paste. (b) Dil. sol. ferric acetate.	Blue color.	To gastric juice add <i>a</i> and a few drops <i>b</i> .	Not very reliable; phosphoric acid and phosphates prevent reaction.
Mohr's test B.	Free hydrochloric acid in gastric juice. (Free mineral acids.)	(a) Dil. sol. ferric acetate. (b) Sol. potass. sulphocyanate.	Deep-blue color.	Mixture of <i>a</i> and <i>b</i> yellow; in presence of mineral acid turns blue.	
Moleschott's test.	Cholesterin.	Concent. sulphuric acid, diluted with $\frac{1}{2}$ vol. water.	Solution of substance with red color.	On glass slide, under microscope, add R. to substance.	On addition of iodine, violet color.
Molisch's test.	Glucose in urine.	(a) $\alpha$ -Naphthol. (b) Thymol. (c) Strong sulphuric acid.	Deep-violet color with <i>a</i> , deep-red with <i>b</i> .	To 2 c.c. urine add 2 drops 15 to 20 per cent. sol. <i>a</i> or <i>b</i> ; mix, and add equal vol. <i>c</i> .	Very delicate, but not very reliable; unknown substances give same reaction.
Moore's test.	Glucose in urine.	Sodium or potass. hydrate.	Yellow, brown, or brownish-black color. If nitric acid is added—odor of burnt sugar and formic acid.	Add R. and boil upper stratum of mixture.	Delicacy 0.3 per cent.; normal urine may respond.
Mucin-test.	Mucin.	(a) Acetic acid. (b) Nitric acid.	Cloudiness on addition of <i>a</i> , disappearing when <i>b</i> is added.	Add <i>a</i> , then <i>b</i> .	If cloudiness increases instead of disappearing, it is due to albumin or urates; the latter dissolve on heating.
Mucin-test.	Mucin.	Citric or acetic acid.	Cloud-like coagulum above line of contact.	Overlay R. with the liquid.	
Mulder's test.	Glucose in urine.	(a) Sodium carbonate. (b) Indigo. (Sodium sulpho-indigotate.)	Blue color changes to violet-red, finally to yellow or white. On shaking, blue color is restored.	Alkalinize with <i>a</i> , add a few drops <i>b</i> , and heat without boiling or shaking.	May use test-papers instead of solutions. Test not very reliable.



TABLE OF TESTS.—*Continued.*


NAME.	USE.	REAGENTS.	REACTION.	APPLICATION.	REMARKS.
Müller's test.	Acetanilid (anti-febrin).	(a) Hydrochloric acid. (b) 3 per cent. sol. carbolic acid. (c) Sol. chromic acid, or calcium chlorid, or ferric chlorid.	Red color, turning blue, with ammonia.	Boil urine with $\frac{1}{4}$ a.; allow to cool; add a few c.c. b., and a drop c.	Paramidophenol reaction. Reliable but not very delicate.
Müller's test A.	Hydrogen sulphid in urine.	Alkaline sol. lead acetate.	Blackening. 	Pass current of air through urine, and against filter-paper dipped in R.	
Müller's test B.	Hydrogen sulphid in urine.	Mix hydrochloric acid, paramido-dimethylamin, and 1 or 2 drops dil. sol. ferric chlorid.	Blue ring.	Overlay R. with urine.	Modification of Fischer's test.
Munk's test.	Hydrogen sulphocyanid in urine.	(a) Nitric acid. (b) Sol. silver nitrate. (c) Hydrogen sulphid. (d) Ferrous sulphid (containing iron oxid). (e) Sodium hydrate. (f) Hydrochloric acid.	Prussian blue.	Acidify 200 c.c. urine with a.; add b.; filter; decompose filtrate with c. Distil. Add d and e; warm; add f.	
Murexid-test.	Uric acid.	(a) Nitric acid. (b) Ammonia.	Beautiful red color.	Cover substance or residue on evaporation with a.; evaporate to dryness on water-bath; add b.	
Musculus' test.	Urea.	Filter putrescent urine, wash filter-paper, stain with turmeric and dry.	Brown stain.	Turns brown on being dipped into a sol. of urea, and allowed to dry.	
$\alpha$ -Naphthol-test.	Sugar in urine.	See Molisch's test.			
Nessler's reagent.	Ammonium salts.	Potass. iodid 5 gm., hot water 5 c.c. Add mercuric chlorid 2.5 gm. in water 10 c.c. To mixture add potass. hydrate 16 gm. in water 40 c.c.; dilute up to 100 c.c.	Yellow or reddish-brown coloration.		
Neukomm's test.	Biliary coloring-matter.	(a) Dilute sulphuric acid. (b) Sol. of sugar.	Violet color.	Extract with alcohol, evaporate to small bulk. To one drop in porcelain dish add one drop a and trace b; warm.	
Niggli's test.	Lignin.	(a) Aq. sol. of indol. (b) Sulphuric acid. (Spec. grav. 1.2.)	Red color.	Subject specimen to a for a few minutes; transfer to b.	
Nigrosin-test.	Water.	Nigrosin.	Black color.	Add piece of R.	
Nitric-acid-test.	Albumin in urine.	See Heller's test.			
Nitric-acid-test.	Urea.	(a) Alcohol (b) Concent. nitric acid.	Six-sided crystals of urea nitrate.	Evaporate liquid to syrupy consistence; extract with a.; distil a off; dissolve residue in water; add b, preferably under microscope.	
Nitroprussid-test.	Hydrocyanic acid.	See Vortmann's test.			
Le Nobel's test.	Acetone in urine.	(a) Sol. sodium nitroprussid. (b) Strong ammonia.	Rose-violet color.	To 30 c.c. urine add 4 to 7 c.c. a and a few drops b.	Dilution may be necessary to bring out color.
Noel's test.	Biliary coloring-matter.	Nitric acid.	Play of colors.	Dip filter-paper in liquid; dry, and add R.	
Nylander's test.	Glucose in urine.	Bismuth subnitrate 2, sodicpotass. tartrate 4, dissolved in sol. sodium hydrate (10 gm. in 90 c.c. water).	Black color of liquid or of the ppt. of phosphates.	To 10 parts urine add 1 part R., and boil.	Delicacy 0.1 per cent.; very reliable. Albumin must be removed.

TABLE OF TESTS.—*Continued.*


NAME.	USE.	REAGENTS.	REACTION.	APPLICATION.	REMARKS.
Oliver's test.	Albumin in urine.	(a) Sodium tungstate. (b) Citric acid.	Precipitate.	Mix equal parts <i>a</i> and <i>b</i> , and add to urine.	
Oliver's test.	Biliary acids.	Meat-peptone 30 grains, salicylic acid 4 grains, acetic acid 30 minims, water 8 ounces.	Precipitate.	Dilute urine to sp. gr. 1008. Mix 20 minims with a dram of R.	
O'Shaughnessy's test.	Opium.	Persalts of iron. 	Red color.	Add R.	Color not acted upon by alkalis
Osmic-acid-test.	Fat in tissues.	Weak sol. of osmic acid.	Black color.	Stain tissue with R.	
Otto's test.	Alcohol (ethylic).	(a) Concent sulphuric acid. (b) Sodium acetate.	Odor of acetic ether.	Add equal vol. <i>a</i> and a little of <i>b</i> .	
Otto's test.	Strychnin.	(a) Sulphuric acid. (b) Potass. bichromate.	Violet color.	Add <i>a</i> and <i>b</i> .	
Pagenstecher's test.	Hydrocyanic acid.	(a) Tr. guaiaci. (b) $\frac{1}{4}$ per cent. sol. of copper sulphate.	Blue color.	Soak filter-paper in <i>a</i> , moisten with <i>b</i> , then with liquid.	1:300,000.
Paraglobulin-test.	Paraglobulin.	See <i>Magnesium-sulphate-test</i> .			
Paton's test.	Globulin in urine.	Sat. sol. magnesium sulphate.	White ring.	Alkalinize urine, and underlay with R.	
Paul's test.	Biliary coloring-matter.	Sol. of methylanilin-violet.	Red color.	Add R. to urine.	
Pavy's test.	Albumin in urine.	Potass. or sodium ferrocyanid and citric acid in tablets.	Precipitate.	Pulverize tablets and add urine.	Not very reliable.
Pavy's test.	Glucose in urine.	Copper sulph. 4.158, dissolve in water with slight heat. In another bottle dissolve Rochelle salts 20.4 and a little potass. hydrate. Mix; cool, and add 300 c.c. strong ammonia (0.880); dilute to 1 liter.	Yellow or red ppt.	Use as in <i>Fehling's test</i> .	
Penzoldt's test.	Acetone in urine.	See <i>Bayer's test</i> .			
Penzoldt's test.	Bile-pigment.	Acetic acid.	Green color.	Filter large quantity through double filter; allow paper to dry, and pour on a few c.c. R. Warming accelerates formation of green color.	Very delicate.
Penzoldt's test.	Bile-pigment.	(a) Chloroform. (b) Sol. ferric chlorid.	Green color.	Acidify urine with acetic acid; shake with <i>a</i> ; pour off urine; add <i>b</i> .	Not very delicate.
Penzoldt's test.	Glucose in urine.	(a) Weakly alkaline sol. diazobenzol-sulphonic acid. (b) Potassium hydrate.	Yellowish-red or light Bordeaux-red color; red foam.	To a few c.c. urine add <i>b</i> , and as much <i>a</i> as urine. Shake in $\frac{1}{4}$ - $\frac{1}{2}$ hour to produce foam.	Very reliable. Control-test with normal urine should always be employed.
Penzoldt's test.	Naphthalin.	Concentrated sulphuric acid.	Dark-green color.	Pour a little urine into test-tube; empty so that only a drop remains; then add 1 c.c. R.	Delicate and reliable.
Penzoldt's test.	Thallin.	(a) Ferric chlorid. (b) Chloroform.	Dark-green color.	Shake liquid with <i>b</i> ; to <i>b</i> extract add one drop <i>a</i> .	
Peptone-test.	For peptone.	See <i>Hofmeister's test</i>	and <i>Biuret-test</i> .		
Petri's test.	Kairin in urine.	(a) Acetic acid. (b) Sol. calcium chlorid.	Fuchsin-red color.	Add <i>a</i> and <i>b</i> .	



TABLE OF TESTS.—*Continued.*

NAME.	USE.	REAGENTS.	REACTION.	APPLICATION.	REMARKS.
Petri's test.	Proteids.	(a) Diazobenzol-sulphonic acid. (b) Sodium hydrate.	Orange-yellow to brownish-red; foam red.	Add <i>a</i> and <i>b</i> .	
Pettenkofer's test.	Biliary acids.	Fresh sol. of sugar and dilute sulphuric acid.	Yellowish-red color, passing into crimson.	Add a few drops of liquid to R.	Albumin must be removed; excess of indican, and albumin give similar reaction.
Phenic-acid-test.	Albumin.	See <i>Millard's test</i> .			
Phenyl-hydrazin-test.	Glucose in urine.	See <i>Fischer's test</i> .			
Phloroglucin-vanillin-test.	Hydrochloric acid in gastric juice.	See <i>Günzburg's test</i> .			
Picric-acid-test.	Albumin.	See <i>Galipe's test</i> .			
Picric-acid-test.	Glucose.	See <i>Braun's test</i> and	<i>Johnson's test</i> .		
Piotrowski's reaction.	Proteids.	See <i>Ritthausen's test</i> .			
Piria's test.	Tyrosin.	(a) Concentrated sulphuric acid. (b) Barium carbonate. (c) Dil. sol. ferric chlorid.	Violet color.	Moisten on watch-glass with <i>a</i> , warm 5-10 minutes on water-bath. Dilute with water, warm, neutralize with <i>b</i> , filter while warm. Add <i>c</i> to filtrate.	Excess of <i>c</i> destroys color.
Pœhl's test.	Products of bacillus cholerae asiaticæ.	Concentrated sulphuric acid.	Rose color deepening into purple.	Add 10 drops R. to 7 c.c. pure culture of the comma-bacillus.	This is the indol-reaction; other bacteria elaborate indol, but the comma-bacillus and one or two others elaborate nitrous acid also, which is necessary for the reaction.
Pohl's test.	Globulin.	(a) Ammonium hydrate. (b) Sat. sol. ammonium sulphate.	Precipitate.	Alkalinize with <i>a</i> ; filter after several hours; add equal part <i>b</i> to filtrate.	
Pohl's test.	Picric acid.		Yellow color.	Soak woolen thread in the liquid and rinse in water.	
Pollacci's test.	Glucose.	(a) Sol. ferric chlorid. (b) Sol. sodium hydrate. (c) Sulphuric acid. (d) Fresh sol. potass. ferricyanid.	Blue color.	Shake liquid with 4 c.c. water, 1 drop <i>a</i> , and 6 drops <i>b</i> ; boil; add 2 drops <i>c</i> . Let cool; add <i>d</i> .	
Pollak's test.	Melanin.	See <i>Von Jaksch's test</i> .			
Potassium-bromid-test.	Potass. bromid in urine, etc.	(a) Chlorin-water. (b) Chloroform or carbon disulphid.	Yellow color.	Add <i>a</i> and <i>b</i> .	Reliable but not delicate.
Potassium-ferrocyanid-test.	Albumin in urine.	See <i>Hilger's test</i> .			
Potassium-hydrate-test.	Chrysophanic acid (rhubarb, senna) in urine.	Potassium hydrate.	Red color.	Add R. to urine, or, better, to ethereal extract ( <i>Penzoldt</i> ).	
Potassium-hydrate-test.	Santonin (its derivatives).	Potassium hydrate.	Red color.	Add R. to urine.	Distinguished from chrysophanic acid by reaction not being obtained with ethereal extract.
Pratesi's test.	Glucose in urine.	Potass. hydrate 2.5, liquid potass. silicate (concent.) 60, potass. bichrom. 2. Allow 5 drops of this mixture to dry on strip of tin.	Green color.	Heat tin, R. turns yellow; add urine; green color if glucose present.	

TABLE OF TESTS.—*Continued.*

NAME.	USE.	REAGENTS.	REACTION.	APPLICATION.	REMARKS.
Price's test.	Iodin.	(a) Starch. (b) Hydrochloric acid. (c) Sol. potassium nitrite.	Blue color.	Mix liquid with <i>a, b, c</i> .	
Propeptone-test.	Propeptone.	See <i>Sodium-chlorid</i>	<i>test.</i>		
Propeptone-test.	Propeptone in urine.	Acetic or nitric acid.	Cloudy precipitate, disappearing on heating.	Boil urine, allow to cool, add R. If ppt. occurs, re-heat.	
Prussian-blue test.	Hydrocyanic acid in tissues.	See <i>Itner's test.</i>			
Purdy's reagent.	Glucose in urine.	Copper sulphate 4.15 gm., mannite 10 gm., glycerin 50 c.c.; dissolve in water. Add potass. hydrate 20.4 gm. dissolved in water. Mix the solutions, and when cold, add ammonia 300 c.c., and water to make 1 liter.	Reduction.		25 c. c. of R. = $\frac{1}{4}$ grain glucose.
Raabe's test.	Albumin in urine.	Trichloroacetic acid.	White precipitate.	Place crystal of R. in filtered urine.	See under <i>Urine, Tests for Serum-albumin in.</i>
Rabourdin's test.	Iodin.	(a) Nitric acid. (b) Sulphuric acid. (c) Chloroform.	Violet color of <i>c</i> .	Add 2 drops <i>a</i> , 15 <i>b</i> , and a little <i>c</i> .	
Rabuteau's test.	Hydrochloric acid in urine.	(a) Indigo-sulphuric acid. (b) Sulphurous acid.	Decolorization.	Add a little <i>a</i> and sufficient <i>b</i> to decompose the hydrochloric acid.	
Ralfe's test.	Acetone in urine.	(a) Liq. potassæ. (b) Potassium iodid.	Yellow ring studied with specks of iodoform at line of contact.	Boil 4 c.c. of <i>a</i> containing 1.5 gm. <i>b</i> ; overlay with 4 c.c. urine.	Lactic acid and some other substances respond.
Ralfe's test.	Peptones in urine.	Fehling's solution. (See <i>Fehling's test</i> ).	Rose-colored halo above zone of phosphates.	Place 4 c.c. R. in test-tube; overlay with equal bulk of urine.	
Randolph's test.	Peptones in urine.	(a) Millon's reagent (see <i>Millon's test</i> ). (b) Sat. sol. potass. iodid.	Yellow precipitate.	To 5 c.c. of cold, faintly acid urine add 2 drops <i>b</i> and 3 or 4 <i>a</i> .	Bile-acids respond. Delicacy 1:17,000.
Read's test.	Carbolic acid; creasote.	Stronger ammonia.	Carbolic acid soluble; creasote insoluble in R.		
Rees' test.	Albumin.	See <i>Almén's test.</i>			
Reichardt's test.	Nitric acid in potable water.	(a) Sol. brucin. (b) Sulphuric acid.	Red color.	To one drop of water add 3 drops <i>a</i> , a few of <i>b</i> .	
Reiche's test.	Gum-arabic.	Sol. of orcin in hydrochloric acid.	Red to violet color and blue precipitate, dissolving in alcohol with greenish-blue color.	Boil with R.	Alkalies turn last color into violet, with greenish fluorescence.
Reichl's test. A.	Glycerin.	(a) Carbolic acid. (b) Sulphuric acid.	Brownish-yellow ppt., turning crimson on addition of water.	Heat cautiously equal parts of liquid, <i>a</i> , and <i>b</i> .	
Reichl's test. B.	Glycerin.	(a) Pyrogalllic acid. (b) Sulphuric acid. (c) Stannic chlorid.	Violet-red color.	Boil with <i>a</i> and <i>b</i> ; dilute with equal volume of water, and add <i>c</i> .	
Reinsch's test.	Arsenic.	(a) Hydrochloric acid. (b) Clean slip of copper.	Bluish spots.	Boil liquid with few drops <i>a</i> and with <i>b</i> .	
Reinsch's test.	Sulphurous acid.	(a) Bright strip of copper. (b) Hydrochloric acid.	Brown to black stain.	Moisten <i>a</i> with liquid in presence of <i>b</i> .	



TABLE OF TESTS.—*Continued.*

NAME.	USE.	REAGENTS.	REACTION.	APPLICATION.	REMARKS.
Reissner's test.	Nucleo-albumin in urine.	Acetic acid.	Turbidity.	Filter urine; dilute, and add excess of R.	
Renzon's test.	Kairin in urine.	(a) Sol. ferric chlorid. (b) Sulphuric acid.	Dark-violet or reddish-brown color.	Add <i>a</i> . Subsequent addition of <i>b</i> , light-red color.	
Resorcin-sugar test.	Hydrochloric acid in gastric juice.	See <i>Boas' test</i> .			
Reuss' test.	Atropin.	(a) Sulphuric acid. (b) An oxidizing agent.	Odor of blossoms.	Heat with <i>a</i> and <i>b</i> .	
Reynold's test.	Acetone.	See <i>Reynold-Gunning's test</i> .			
Reynold-Gunning's test.	Acetone in urine.	(a) Mercuric oxid (fresh yellow precipitate). (b) Ammonium sulphid.	Black ring of mercuric sulphid.	To urine add small quantity of <i>a</i> . If acetone present, some <i>a</i> is dissolved. Filter and overlay filtrate with <i>b</i> .	Black ring shows that <i>a</i> has been dissolved, thus indicating acetone. Very delicate; less so than <i>Lieber's test</i> .
Reynoso's test.	Iodin.	(a) Barium oxid. (b) Starch-paste. (c) Hydrochloric acid.	Blue color.	Mix <i>a</i> , <i>b</i> , and <i>c</i> in water; when evolution of gas begins, add liquid.	
Rhien's test.	Fixed oils in essential oils.	(a) Steam. (b) Ether.	Fatty matter contained in <i>b</i> .	Pass <i>a</i> through oil until it distils over; shake residue with <i>b</i> .	
Rice's test.	Carbolic acid.	(a) Potass. chlorate. (b) Hydrochloric acid. (c) Ammonia.	Brown to rose-red color.	Put 10 gm. <i>a</i> into test-tube, add 1 inch <i>b</i> , and 1½ vol. of water. Remove gas by blowing through a glass tube; pour <i>c</i> on top, and a few drops of the liquid.	1:1200.
Richmont's test.	Nitric acid.	(a) Sulphuric acid. (b) Sol. ferrous sulphate.	Red color changing to violet and brown.	Add <i>a</i> , then <i>b</i> .	
Riegel's test.	Free hydrochloric acid in gastric juice.	Either Congo-red paper or solution.	Blue.	Moisten paper with drop of filtered gastric juice, or add drop of R. to latter.	Very delicate.
Righini's test.	Purity of myrrh.	Ammonium chlorid.	Should dissolve completely.	Add equal weight of R. in 15 times as much water.	
Rily's test.	Chlorin.	(a) Potass. bichromate. (b) Sulphuric acid. (c) Ammonia. (d) Acetic acid. (e) Sol. lead subacetate.	Yellow to orange color.	Mix <i>a</i> and substance <i>aa</i> 1, and <i>b</i> 3, in beaker-glass, and suspend in it small beaker containing ice. To condensed crystals add <i>c</i> , <i>d</i> , and <i>e</i> .	
Ritthausen's test.	Proteids.	(a) Dilute sol. of copper sulphate. (b) Sol. potass. hydrate.	Violet-red color.	Alkalinize with <i>b</i> , add <i>a</i> , and shake.	Delicacy .01 per cent.
Roberts' test.	Albumin in urine.	Strong nitric acid 1, sat. sol. magnes. sulphate 5.	White ring or disc.	Overlay R. with urine.	
Roberts' test.	Albumin in urine.	Sat. sol. sodium chlorid in dilute hydrochloric acid (5 to 100 of water).	White ring or disc.	Overlay R. with urine.	
Roberts' test.	Glucose in urine.	German yeast.	Difference in specific gravity between fermented and unfermented urine.	Add a little yeast to 60-70 c.c. of urine; allow to ferment for 24 hours, and compare specific gravity with that of same urine unfermented.	Every degree lost represents 1 grain of glucose per ounce, or 0.23 per cent.
Robin's test.	Alkaloids.	(a) Sugar. (b) Sulphuric acid.	Color-reactions.	Mix with twice its weight of <i>a</i> , add 2 drops <i>b</i> ; stir.	

TABLE OF TESTS.—*Continued.*

NAME.	USE.	REAGENTS.	REACTION.	APPLICATION.	REMARKS.
Robiquet's test.	Morphin.	Sol. of a persalt of iron.	Blue color.		
Roch's test.	Albumin in urine.	Salicylsulphonic acid.	Turbidity or precipitate.	Add 20 per cent. sol. or a few crystals of R. to urine.	
Rochleder's test.	Caffein.	(a) Hydrochloric acid. (b) Potass. chlorate. (c) Ammonia.	Yellowish-red color, turning violet on addition of c.	Heat with a and b, and evaporate gently; add c.	
Romei's test.	Fuchsin in fruit-syrups.	Fusel-oil.	R. takes up only the fuchsin.	Shake with R.	
Romei's test.	Water in ether.	Potass. carbolate.	Dense solution in presence of water.	R. insoluble in pure ether.	
Rosenbach's test.	Albumin in urine.	5 per cent. sol. of chromic acid.	Yellow precipitate.	A few drops of R. added to acidulated urine.	
Rosenbach's test.	Bile-pigment in urine.	Fuming nitric acid.	Play of colors.	Filter urine, and pour R. over the inner surface of the filter-paper.	Modification of <i>Gmelin's test</i> , but more delicate.
Rosenbach's test.	Indigo-red in urine.	Nitric acid.	Deep-red color; foam violet; color soluble in chloroform or ether.	Boil urine; add R. drop by drop.	
Rosenstiehl's test.	Paratoluidin.	(a) Sulphuric acid. (b) Nitric acid.	Blue to violet, then red, finally brown.	To solution in a add b.	
Rosin's test.	Bile-pigment in urine.	Tr. iodi I, alcohol 10.	Grass-green ring.	Overlay urine with R.	In the absence of bile urine is decolorized at line of contact.
Rosolic-acid test.	Acidimetry, alkalimetry.	Rosolic acid 1 gm., dilute alcohol 10 c.c., water to make 100 c.c.	Turns violet-red with alkalis, yellow with acids.		
Ross' test.	Phosphoric acid.	(a) Borax. (b) Sodium tungstate.	Blue color in reduction-flame.	Dissolve in bead of a, add b; heat in reduction-flame.	
Roth's test.	Purity of olive-oil.	Sulphuric acid sat. with nitrous-acid vapors.	Color-reactions.	Mix.	
Ruber's test.	Glucose in urine.	See <i>Rubner's test</i> .			
Rubner's test.	Glucose in urine.	(a) Sol. lead acetate. (b) Ammonium hydrate.	Rosy to flesh color.	Add to urine excess of a, filter, add to filtrate b, and warm.	Delicacy 0.25 per cent.
Rubner's test.	Milk-sugar.	(a) Sol. lead acetate. (b) Ammonium hydrate.	With a yellowish-brown; when b is added, brick-red color and cherry-red ppt.	Boil with excess of a; add b as long as ppt. is dissolved.	
Ruempler's test.	Free acids in fixed oils.	Sodium carbonate (C. P.).	Emulsion.	Shake liquid with R.	
Runge's test.	Anilin.	Sol. chlorinated lime.	Purple-violet color.	Add R.	
Runge's test.	Anilin.		Pine-wood stained yellow even by dilute sol. of anilin hydrochlorate.		
Runge's test.	Cane-sugar.	Dilute sulphuric acid.	Blackening on evaporating with R.	Evaporate substance with R.	
Runge's test.	Carbolic acid.	Hydrochloric acid.	Blue color of a pine shaving moistened with R.	Dip shaving moistened with R into carbolic acid.	



TABLE OF TESTS.—*Continued.*

NAME.	USE.	REAGENTS.	REACTION.	APPLICATION.	REMARKS.
Rust's test.	Carbolic acid; creasote.	Collodion.	Carbolic acid forms a jelly with R.; creasote does not.		
Sabanin and Laskowski's test.	Citric acid.	Ammonia.	Yellow color.	Heat with R. in sealed tube at 120° C. 6 hours; yellow color.	Blue color when poured out and allowed to stand.
Sachse's test (Quantitative).	Glucose in urine.	Mercuric iodid 18 gm., potass. iodid 25 gm., potass. hydrate 80 gm., water up to 1000 c.c.	Reduction.	End of reaction ascertained by means of sol. of stannous chlorid, supersaturated with sodium hydrate.	40 c.c. = 0.1342 glucose.
Salicylic-acid test.	For salicylic-acid derivatives in urine.	See <i>Ferric-chlorid test.</i>			
Saliphonic-test.	Albumin.	See <i>MacWilliams' test.</i>			
Salkowski's test.	Carbolic acid.	(a) Ammonia. (b) Sol. chlorinated lime (1:20).	Blue or greenish color.	Add $\frac{1}{4}$ volume <i>a</i> and a few drops <i>b</i> ; warm.	1:4000.
Salkowski's test.	Cholesterin.	(a) Chloroform. (b) Sulphuric acid.	Blood-red color of <i>a</i> ; green fluorescence with <i>b</i> .	Dissolve in <i>a</i> ; add equal volume <i>b</i> .	
Salkowski's test.	Hematoporphyrin.	(a) Sol. barium hydrate and barium chlorid. (b) Acid alcohol (alcohol containing 1 per cent. hydrochloric acid).	In spectroscope 2 characteristic bands.	Precipitate urine with <i>a</i> , wash precipitate, and extract with <i>b</i> .	
Salkowski's test.	Oxalic acid.	(a) Calcium hydrate. (b) Calcium chlorid. (c) Alcohol. (d) Dil. hydrochloric acid. (e) Ammonium hydrate. (f) Acetic acid.	Octahedral crystals of calcium oxalate.	Alkalinize 100 c.c. urine with <i>a</i> ; add <i>b</i> , evaporate partially; add <i>c</i> ; wash with <i>c</i> and hot water; dissolve in <i>d</i> ; add <i>e</i> and <i>f</i> .	
Salkowski's test.	Potassium in urine.	Concent. sol. tartaric acid.	Crystals of acid potass. tartrate.	Evaporate 100-150 c.c. urine to $\frac{1}{4}$ vol.; filter in the cold; add R.	
Salkowski's test.	Sulphurous acid in urine.	Hydrochloric acid (spec. grav. 1.12).	Bluish or yellowish-white ppt. on upper portion of cooling tube.	Distil 100 c.c. urine and 10 c.c. R. to $\frac{1}{2}$ or $\frac{1}{4}$ vol.	
Salomon's test.	Xanthin, paraxanthin, heteroxanthin.	Sodium or potass. hydrate.	R. precipitates paraxanthin and heteroxanthin.		Paraxanthin—right-angled planes and prisms. Heteroxanthin—acute-angled or obtuse-angled, often double, crystals.
Salzer's test.	Alcohol in essential oils.	Fuchsian.	Alcohol evaporates first and dissolves R.	Dust R. on upper part of inside of a test-tube; drop oil on bottom without touching sides of tube; heat.	
Schaal's test.	Acidimetry, alkalimetry.	Alizarin.	Acids color it yellow; alkalis rose-red.		1:300,000 alkali.
Schack's test.	Oil of peppermint.	Fused salicylic acid.	Blue-green color. Dissolved in alcohol, blue by transmitted, red by reflected light.	Mix liquid and R.	
Scherer's test.	Inosite.	(a) Nitric acid. (b) Ammonia. (c) Sol. calcium chlorid.	Rose-red residue.	Evaporate to dryness with <i>a</i> ; add <i>b</i> , one drop <i>c</i> , and evaporate.	Of value only with pure solutions.

TABLE OF TESTS.—*Continued.*

NAME.	USE.	REAGENTS.	REACTION.	APPLICATION.	REMARKS.
Scherer's test.	Leucin.	(a) Nitric acid. (b) Sodium hydrate.	Transparent residue, turning brown on addition of <i>b</i> .	Evaporate to dryness with <i>a</i> on platinum; add <i>b</i> . Re-evaporation produces an oily drop.	Only applicable to very pure leucin.
Scherer's test.	Phosphorus in tissues.	(a) Basic lead acetate. (b) Ether. (c) Paper moistened with silver-nitrate sol.	Blackening of paper; test for phosphoric acid.	Mix with <i>a</i> , shake in flask with <i>b</i> ; close with cork, to under surface of which <i>c</i> is attached.	Digest blackened <i>c</i> with hot water; separate silver by hydrochloric acid and filtration; test filtrate for phosphoric acid.
Scherer's test.	Phosphorus.	Slip of silver-nitrate paper.	Black stain.	Heat substance to 30–40° C., and expose R. to vapor.	
Schering's test.	Iodates in iodids.	Crystal of tartaric acid.	Yellow zone.	Add R. to solution.	
Schiff's test.	Carbohydrates in urine.	(a) Sulphuric acid. (b) Xylidin and glacial acetic acid, eq. vol., with a little alcohol.	Red color.	Warm urine with <i>a</i> ; expose paper dipped in <i>b</i> and dried to the fumes of the urine.	
Schiff's test.	Cholesterin.	Sulphuric acid 2, dilute sol. ferric chlorid 1.	Violet color.	Add R.	
Schiff's test.	Cholesterin.	(a) Nitric acid. (b) Ammonia.	Red color (not altered by fixed alkalies).	Evaporate with <i>a</i> ; add <i>b</i> .	
Schiff's test.	Sulphurous acid.	Mercurous-nitrate paper.	Gray stain.	Expose R. to the vapors of the substance.	
Schiff's test.	Urea.	(a) Sol. of furfurol. (b) Hydrochloric acid.	Purple color, turning brownish-black.	Add <i>a</i> and <i>b</i> .	
Schiff's test.	Uric acid.	Silver-nitrate paper.	Brown stain.	Treat R. with alkaline solution of substance.	
Schlagdenhaufen's test.	Magnesium salts.	Sol. of iodine in 2 per cent. sol. of potass. or sodium hydrate, till solution golden-yellow.	Brownish-red color or precipitate.	Add R.	
Schlienkamp's test.	Nux vomica.	Sulphuric acid.	Crimson color; disappears on cooling.	Add R. and evaporate.	
Schmid's test.	Metallic salts.	Sol. of phosphorus in carbon disulphid.	Colored precipitate.	Shake R. with aqueous solution of the salt.	
Schmidt's test.	Glucose.	Ammoniacal sol. of lead acetate.	Red color.	Boil with R.	
Schmiedeberg's solution.	Glucose.	Copper sulph. 34.634, water 200; mannite 15, water 100; sodium hydrate (1.145) 400; water to 1000.	Reduction.	Use as in <i>Fehling's test</i> .	
Schneider's test.	Alkaloids.	(a) Sugar. (b) Sulphuric acid.	Color-reactions.	Mix with 6 <i>a</i> , and add 1 drop <i>b</i> on top.	
Schneider's test.	Bismuth.	Tartaric acid 3, stannous chlorid 1, in sufficient sol. potass. hydrate.	Blackish-brown precipitate.	Heat with R.	
Schoenbein's test.	Blood.	(a) Tr. guaiaci. (b) Ol. terebinth. (Freuch).	Blue color.	Add <i>a</i> , then <i>b</i> .	
Schoenbein's test.	Copper.	(a) Potass. cyanid. (b) Tr. guaiaci.	Blue color.	Add <i>a</i> , then <i>b</i> .	
Schoenbein's test.	Hydrocyanic acid.	(a) Fresh, defibrinated blood 5, water 45. (b) Hydrogen dioxide.	Red color changed to brown.	Mix <i>a</i> , <i>b</i> , and liquid, and add a little <i>c</i> .	



TABLE OF TESTS.—*Continued.*

NAME.	USE.	REAGENTS.	REACTION.	APPLICATION.	REMARKS.
Schœnbein's test.	Hydrocyanic acid.	Strip of filter-paper moistened with 3 % alcohol. sol. guaiac; dry; moisten with drop of 0.05 % sol. copper sulphate.	Blue color.	Moisten R. with drop or two of the liquid.	Very delicate, but many substances respond: ammonia, tobacco-smoke, ozone, etc.
Schœnbein's test.	Hydrogen dioxid.	(a) Cadmium iodid and starch-solution. (b) Sol. ferrous sulphate.	Blue color.	Add <i>a</i> and <i>b</i> .	
Schœnbein's test.	Hydrogen dioxid.	(a) Tr. of guaiac (fresh). (b) Cold infusion of malt.	Blue color.	Add <i>a</i> and a few drops <i>b</i> .	1 : 2,000,000.
Schœnbein's test.	Hydrogen dioxid.	Sol. ferric chlorid and potassium ferricyanid (red).	Blue color.	Add R.	1 to 10,000,000.
Schœnbein's test.	Nitrous acid in potable water.	(a) Sol. pyrogalllic acid. (b) Dilute sulphuric acid.	Brown color.	Add <i>a</i> and <i>b</i> .	
Schœnbein's test.	Nitrous acid in potable water.	Indigo-sol. to water to render it blue; add hydrochloric acid; stir, and add potassium pentasulphid till blue color disappears; filter.	Blue color.	Add suspected water to R.	
Schœnn's test.	Cobalt.	Neutral sol. sodium sulphocyanid.	Blue color.	Add R.	
Schœnn's test.	Hydrogen dioxid.	Sol. titanic acid.	Yellow to deep-red color.	Add R.	
Schœnn's test.	Molybdic acid.	Sulphuric acid.	Blue color.	Heat with R.	
Schœnn's test.	Phosphorus.	Magnesium ribbon.	Evolution of phosphin.	Heat with R.; then add a little water.	
Schœnn's test.	Sulphur.	(a) Sodium. (b) Sol. sodium nitroprussid.	Red color.	Heat with <i>a</i> ; dissolve in water; add <i>b</i> .	
Schreiter's test.	Glucose.	Mixture of sodium salicylate 2, copper sulphate 2, sodium hydrate 10, water 40.	Red precipitate.	Heat with R.	
Schuetzenberger's test.	Anthrachinon.	Alkaline sol. sodium hyposulphite.	Red color.	Heat with R.	
Schultz's test.	Cellulose.	Dissolve 25 parts zinc chlorid, 8 potass. iodid, in 8½ water; filter through asbestos, and add iodine to saturation.	Turns cellulose cell-walls blue to purple.	Add R.	
Schultz's test.	Cellulose.	Dissolve zinc in pure hydrochloric acid; evaporate in presence of metallic zinc to syrupy consistence; saturate with potass. iodid and iodine.	Turns cellulose cell-walls blue to purple.	Add R.	
Schultze's test.	Alkaloids.	Mixture of sat. sol. sodium phosphate 4, antimony chlorid 1.	White precipitate.	Add R.	
Schultze's test.	Alkaloids.	Mixture of antimony chlorid and phosphoric acid.	White precipitate.	Add R.	
Schulz's test.	Salicylic acid.	Sol. copper sulphate.	Green color.	Add R. to neutral solution of a salicylate.	
Schulze's test.	Ammonia.	Sol. chlorinated lime and carbolic acid.	Green color.	Add R.	
Schulze's test.	Guanidin salts.	Nessler's reagent. See <i>Nessler's test</i> .	White or pale-yellow precipitate, flocculent, but later becoming dense.	Add R.	

TABLE OF TESTS.—*Continued.*

NAME.	USE.	REAGENTS.	REACTION.	APPLICATION.	REMARKS.
Schulze's test.	Nitric acid in urine.	(a) Sol. ferric chlorid. (b) Hydrochloric acid.	Formation of nitrous oxid.	Add <i>a</i> and <i>b</i> .	
Schwabe's test.	Quinin.	Sol. potass. cyanid.	Crimson color.	Add R.	
Schwarzenberg's test.	Alkaloids.	(a) Nitric acid. (b) Ammonia.	Color-reactions.	Treat with <i>a</i> and <i>b</i> .	
Schweitzer's test.	Textile fibers.	Copper sulphate 10, water 100. Add potass. hydrate 5, in water 50. Wash ppt. and dissolve in 20 per cent. sol. ammonia 20.	Dissolves silk, cotton, linen.		
Scivioletto's test.	Hydriodic acid in urine.	(a) Starch-paste. (b) Fuming nitric acid.	Blue color.	Dip filter-paper in <i>a</i> and dry; sprinkle with urine; hang in upper portion of a flask containing <i>b</i> .	
Seidel's test.	Inosite.	(a) Nitric acid. (b) Ammonia. (c) Sol. strontium acetate.	Greenish color and violet ppt.	Evaporate 0.03 of substance in platinum crucible to dryness with <i>a</i> ; treat residue with <i>b</i> and <i>c</i> .	
Seliwanoff's test.	Levulose.	(a) Resorcin. (b) Hydrochloric acid.	Ppt. soluble with red color in alcohol.	Warm substance with <i>a</i> and <i>b</i> .	
Selle's test.	Ammonia.	Tincture of the petals of blue hyacinth.	Green color.	Dip filter-paper in R., dry, and expose to vapors.	
Selmi's test.	Alkaloids.	Sat. sol. iodic acid in sulphuric acid, diluted with 6 volumes of same acid.	Color-reactions.		
Selmi's test.	Free phosphoric acid.		Green color.	Hold substance on platinum loop close to lower part of hydrogen flame.	
Selmi's test.	Morphin.	Stir red lead oxid in glacial acetic acid 15 minutes; filter.	Slightly yellow to bright-yellow, dark-yellow, violet color.	To 1 drop R. add 2 drops morphin-sol.	
Selmi's test.	Morphin.	(a) Sulphuric acid. (b) Sodium bicarbonate. (c) Tincture of iodine.	Violet dissolved in <i>a</i> ; with <i>b</i> and <i>c</i> , green color.	Dissolve in <i>a</i> , then saturate with <i>b</i> , and add <i>c</i> .	
Selmi's test.	Strychnin.	Sol. iodic acid in sulphuric acid.	Yellow, brick-red, and violet-red color.	Moisten with R.	
Senier's test.	Glycerin.	Borax bead.	Green color.	Dip R. in alkaline liquid and test in Bunsen flame.	
Serullas' test.	Morphin.	Iodic acid.	Red color.	Add R.	
Siebold's test.	Albumin.	(a) Ammonia. (b) Dilute acetic acid.	Cloudiness.	Add small excess <i>a</i> and <i>b</i> ; heat to boiling.	
Siebold's test.	Alcohol in chloroform.	Iodin.	Reddish brown.	R. in pure chloroform, purple color; in presence of alcohol, reddish-brown.	
Siebold's test.	Morphin.	(a) Sulphuric acid. (b) Potass. perchlorate.	Brown color.	Heat with <i>a</i> , add <i>b</i> .	
Siebold and Bradbury's test.	Salicylic acid in urine.	(a) Potassium carbonate. (b) Sol. lead nitrate. (c) Dilute sol. ferric chlorid.	Violet color.	Alkalinize with <i>a</i> , add excess <i>b</i> , shake, filter; add <i>c</i> .	
Siewer's test (also known as Ewald's test).	Motor activity of stomach.	Salol 2 grams in capsule or wafer.	Salicylic-acid reaction in urine. (See <i>Ferric-chlorid test for salicylic acid</i> .)	Administer R. with the meal; reaction in $\frac{3}{4}$ to 1 hour normally.	Salol is decomposed in the intestines.



TABLE OF TESTS.—*Continued.*

NAME.	USE.	REAGENTS.	REACTION.	APPLICATION.	REMARKS.
Siewert's test.	Molybdic acid.	Aqueous sol. potassium xanthogenate (ethylsulpho-carbonate).	Yellow to flesh-colored ppt., turning to violet.	Add R. to solution of acid in nitric acid.	
Silver-test.	Glucose in urine.	(a) Ammonia. (b) Sol. silver nitrate.	Metallic silver.	Add <i>a</i> in excess to <i>b</i> ; add urine and boil.	Aldehyd and tartaric acid give same reaction.
Silver-nitrate test.	Chlorids.	(a) to per cent. sol. silver nitrate. (b) Nitric acid.	White ppt.	Add a few drops <i>b</i> to prevent precipitation of phosphates; then add <i>a</i> .	In case of urine, if curdy masses, chlorids not diminished; if milkiness only, diminished; if no cloudiness, chlorids are absent.
Simon's test.	Cinnamic acid.	(a) Potass. bichromate. (b) Sulphuric acid.	Formation of oil of bitter almonds.	Add <i>a</i> and <i>b</i> .	
Simon's test.	Xanthin.	Sodium chlorid or calcium chlorid.	Evolution of nitrogen, and a blue, then a brown, finally a yellow color.	To substance dissolved in a fixed alkali add R.	
Sjöqvist's method.	Quantitative estimation of hydrochloric acid in gastric juice.	Barium carbonate.	Ascertain quantity of barium chlorid.	Evaporate gastric contents to dryness with R. and incinerate. Extract barium chlorid formed with water.	Quantity of barium chlorid is a measure of the hydrochloric acid.
Skey's test.	Cobalt.	(a) Citric (or tartaric) acid. (b) Ammonia. (c) Potass. ferricyanid.	Dark-red color.	Add <i>a</i> , <i>b</i> in excess, and <i>c</i> .	1:60,000.
Slater's test.	Strychnin.	(a) Sulphuric acid. (b) Potass. chlorate.	Maroon-red color.	Add <i>a</i> and <i>b</i> .	
Smith's test.	Biliary coloring-matter.	Tincture of iodine.	Green color.	Add R.	
Smith's test.	Free acids.	Fresh silver chlorid dissolved in ammonia.	Ppt. of silver chlorid.	Add R.	
Smith's test.	Santonin.	(a) Nitric acid. (b) An alkali.	Greenish-yellow.	Heat with <i>a</i> .	With <i>b</i> turns deep-red.
Snelling's test.	Emetin.	(a) Hydrochloric acid. (b) Potass. chlorate.	Orange-red color, turning violet.	Drop <i>a</i> on <i>b</i> ; then drop on liquid.	
Sodium-chlorid test.	Propeptone.	(a) Acetic acid. (b) Concentrated sol. sodium chlorid.	Precipitate on cooling of filtrate.	Acidulate urine with <i>a</i> , add equal volume <i>b</i> ; boil; filter quickly.	
Sodium-sulphate and acetic-acid test.	Albumin in urine.	(a) Sat. sol. sodium sulphate. (b) Acetic acid.	White precipitate.	Acidulate urine with <i>b</i> , add equal part <i>a</i> , and boil.	Reliable, but not very delicate.
Soldaini's test.	Glucose.	Copper carbonate 15 gm., in water; add sol. potass. bicarbonate 416 gm.; add water up to 1400.	Reduction.		
Sonnenschein's test.	Alkaloids.	(a) Cero-so-ceric oxid. (b) Sulphuric acid.	Color-reactions.	Dissolve alkaloid in <i>b</i> , and add trace <i>a</i> .	
Sonnenschein's test.	Alkaloids.	Phospho-molybdic acid.	Yellowish precipitate.		
Sonnenschein's test.	Blood.	(a) Sol. sodium tungstate, acidified with acetic acid. (b) Ammonia.	Reddish-green (fluorescence).	Extract stains with distilled water, precipitate with <i>a</i> ; add <i>b</i> .	
Sonnenschein's test.	Proteids.	Sat. sol. sodium tungstate, strongly acidified with acetic or phosphoric acid.	Precipitate.	Add R.	
Sonstadt's test.	Calcium salts.	Sodium tungstate.	Precipitate.	Add R.	
Source's test.	Uric acid.	See <i>Magnier de la</i>	<i>Source's test.</i>		

TABLE OF TESTS.—*Continued.*

NAME.	USE.	REAGENTS.	REACTION.	APPLICATION.	REMARKS.
Southey's test.	Opium.	Sulpho-molybdic acid.	Blue color.	Add R.	
Spence and Esilman's test.	Free mineral acids.	Dil. sol. ferric chlorid.	Yellow color of R. is discharged.	Add substance to R.	
Spiegler's test, A.	Albumin in urine.	Mercuric chlorid 8, tartaric acid 4, sugar 20, distilled water 200.	White ring.	Place R. in test-tube and overlay with urine acidulated with acetic acid.	Very delicate.
Spiegler's test, B.	Albumin in urine.	Tartaric acid 1, mercuric chlorid 2, glycerin 20, water 50.	White ring.	Acidulate urine with acetic acid, filter if necessary, and overlay R. with it.	
Sprengel's test.	Nitric acid.	Sol. of carbolic acid 1, sulphuric acid 4, water 2.	Reddish-brown color.	Add R. to dry nitrate.	
Stadhagen's test.	Uric acid.	(a) Arsenious acid in alkaline sol. (b) Sol. copper sulphate.	Red cuprous oxid or white copper urate.	Warm substance with a; add b.	
Stædeler's test.	Purity of chloroform.	Bilirubin.	Green color if decomposed.		R. dissolves with a yellow color in pure chloroform.
Stanford's test.	Iodin.	(a) Carbon disulphid. (b) Nitrosulphuric acid (sulphuric acid saturated with gaseous nitrous anhydrid).	Violet color.	Add a and one drop b.	
Starch-test.	Starch.	See <i>Iodin-test</i> .			
Steffanelli's test.	Alcohol in ether.	Anilin-violet.	R. insoluble in pure ether.	Add R.	
Stein's test.	Narcein.	(a) Sol. zinc iodid and potass. iodid. (b) Aq. sol. iodin.	Blue color.	Add a and one drop b.	
Stein's test.	Nitric acid.	(a) Litharge. (b) Filter-paper moistened with sol. ferrous sulphate.	Yellow to brown color.	Heat salt with a; expose b to the gas evolved.	
Stevenin's test.	Acidimetry, alkalimetry.	Glycerin-extract of petals of violet or mallow flowers.	Acids turn color red; alkalis green.		
Stevenson's test.	Small quantities of hemoglobin in the urine, unaccompanied by albumin.	(a) Tr. guaiaci. (b) Ozonic ether.	Blue color of b.	To a drop or two of urine add one drop a and a few drops b; agitate, then let b settle.	Modification of <i>Mahomed's test</i> .
Stolba's test.	Potassium salts.	Sodium or ammonium fluoborid.	Crystalline precipitate coloring flame green to violet.		
Storer's test.	Chromic acid.	Ethereal sol. hydrogen dioxid.	Intensely blue color.	Add R.	
Strassburg's test.	Bile-acids.	(a) Cane-sugar. (b) Sulphuric acid.	Violet color.	Dip filter-paper into urine to which a has been added; dry and apply drop of b.	
Strecker's test.	Xanthin.	(a) Nitric acid. (b) Sodium or potassium hydrate.	Yellow residue, turning reddish-yellow on addition of b; reddish-violet on subsequent warming.	Evaporate to dryness with a; add b.	Reaction not obtained with ammonia — distinction from uric acid.
Streng's test.	Sodium salts.	Sol. uranium acetate.	Minute, yellow crystals; examine by polarized light under microscope.	Add R.	
Strohl's test.	Free mineral acids in vinegar.	(a) Sol. ammonium oxalate. (b) Calcium chlorid.	No ppt. in presence of mineral acid.	Add a and b.	



TABLE OF TESTS.—*Continued.*

NAME.	USE.	REAGENTS.	REACTION.	APPLICATION.	REMARKS.
Struve's test.	Hydrogen dioxid.	(a) Alkaline sol. litharge. (b) Dilute sol. lead subacetate.	Blue color.*	Add <i>a</i> and <i>b</i> , and test with potass.-iodid starch-paste and acetic acid.	
Stuart's test.	Alcohol in essential oils.	(a) Compound tincture of iodine. (b) Sol. potassium hydrate.	Formation of iodoform.	Distil off the alcohol; add <i>a</i> and <i>b</i> .	
Stütz's test.	Albumin in urine.	See <i>Fürbringer's test</i> .			
Sulphocyanid-test.	Hydrocyanic acid in tissues.	See <i>Liebig's test</i> .			
Sulzer's test.	Alcohol in essential oils.	See <i>Salzer's test</i> .			
Svanberg's test.	Phosphoric acid.	Sol. ammonium molybdate.	Yellow precipitate.	Add R. in excess.	
Syntonin-test.	Syntonin.	Any alkali.	Precipitate.	Neutralize the acid sol. with R.	
Tanret's test.	Albumin in urine.	Mercuric chlorid 1.35; potass. iodid 3.32; glacial acetic acid 20; water to 1000.	White precipitate.	Add R. to urine. If precipitate occurs, boil to dissolve peptones, alkaloids, and urates, which R. also precipitates.	Very delicate. Mucus in excess is precipitated and not dissolved by heat.
Tassinari and Piazza's test.	Nitric acid.	(a) Potassium hydrate. (b) Zinc dust.	Formation of ammonia.	Add <i>a</i> and <i>b</i> .	
Tattersall's test.	Cobalt.	(a) Sol. potassium cyanid. (b) Ammonium sulphid.	Blood-red color.	Add <i>a</i> till ppt. is redissolved; then <i>b</i> .	
Tattersall's test.	Codein.	(a) Sulphuric acid. (b) Sodium arseniate. (c) Sodium hydrate.	Dark-blue. On addition of water and excess <i>c</i> turns orange.	Dissolve in <i>a</i> ; add <i>b</i> , heat.	
Tattersall's test.	Delphinin.	(a) Malic acid. (b) Sulphuric acid.	Orange color, turning pink, then violet.	Rub with <i>a</i> , then with a few drops <i>b</i> .	
Tattersall's test.	Morphin.	(a) Sulphuric acid. (b) Sodium arseniate.	Dirty-violet, becoming sea-green.	Dissolve in <i>a</i> ; add <i>b</i> .	
Tattersall's test.	Papaverin.	(a) Sulphuric acid. (b) Sodium arseniate. (c) Sodium hydrate.	Red to violet; black on addition of water and excess <i>c</i> .	Dissolve in <i>a</i> ; add <i>b</i> .	
Teichmann's test.	Blood.	(a) Glacial acetic acid. (b) Sodium chlorid.	Hemin-crystals.	Dissolve blood in 2 to 3 c.c. water; add <i>a</i> , and 0.01 <i>b</i> . Spread on slide, let evaporate; examine under microscope.	
Teichmann - Neumann's test.	Blood.	See <i>Teichmann's test</i> .			
Terreill's test.	Cellulose.	(a) Potass. iodid, 1 per cent. sol. (b) Sulphuric acid.	Blue color.	Dip into <i>a</i> , then into <i>b</i> ; rinse in water.	
Tessier's test.	Iodin in presence of tannin.	Tincture of ferric chlorid.	Blue color.	Liberate by adding R.; test with starch-paper.	
Thomas' test.	Strychnin in the presence of morphin.		Potassium hydrate dissolves morphin; chloroform, strychnin.	After separation, apply customary tests.	
Thompson's test.	Thein.	Hypochlorous acid (euchlorin).	Blood-red residue.	Pass R. through sol. and evaporate.	
Thomson's test.	Iodin.	(a) Chlorin. (b) Starch-paste.	Blue color.	Pass <i>a</i> through solution; test with <i>b</i> .	
Thormählen's test.	Melanin.	(a) Sol. sodium nitroprussid. (b) Sol. potass. hydrate. (c) Acetic acid.	Deep-blue color.	Add <i>a</i> , <i>b</i> , <i>c</i> .	

TABLE OF TESTS.—*Continued.*

NAME.	USE.	REAGENTS.	REACTION.	APPLICATION.	REMARKS.
Thresh's test.	Alcohol.	(a) Sat. sol. potassium bichromate. (b) Dil. sulphuric acid (1:1). (c) Sol. sod. hydrate.	Yellow color.	Add 2 a, 8 b, to 100 c.c. of liquid; distil off 20; add 3 c; boil; let cool.	
Thresh's test.	Alkaloids.	(a) Bismuth oxid 4.68, dissolved in 80 hydrochloric acid, water to 300. (b) Potass. iodid 20, in water 700.	Reddish-brown precipitate.	Mix a and b; add drop by drop to solution of alkaloid.	
Thresh's test.	Bismuth.	(a) Hydrochloric acid. (b) Potass. iodid.	Orange-red to yellow color.	Add a and b.	1:100,000.
Thudichum's test.	Kreatinin.	Dilute sol. ferric chloride.	Dark-red color, increased by warming.	Add substance to R.	
Thymol-test.	Glucose in urine.	See <i>Molisch's test</i> .			
Tidy's test.	Albumin.	Equal volumes carbolic acid and glacial acetic acid. (If drop mixes turbidly with water, add more acetic acid.)	White precipitate.	Add R.	1:15,000.
Tidy's test.	Albumin.	(a) Alcohol. (b) Carbolic acid.	White precipitate.	Add to urine 15 drops a, and then 15 drops b.	
Tiedemann and Gmelin's test.	Bile-pigments.	See <i>Gmelin-Heintz's test</i> .			
Tilden's test.	Iodin.	Potass. permanganate.	Test as most convenient.	Liberate by means of R.	
Tizzoni's test.	Iron in tissues.	(a) 2 per cent. sol. potass. ferrocyanid. (b) ½ per cent. sol. hydrochloric acid.	Blue color.	Treat section of tissue with a, then with b.	
Tollen's test.	Glucose.	Hydrochloric acid.	Levulinic acid and formic acid.	Heat liquid with R.	
Tommasi's test.	Carbolic acid.	Hydrochloric acid 50, water 50, potass. chlorate 0.2.	Blue color.	Dip pine-shaving into liquid, then into R.; then expose to sun's rays.	
Trapp's test.	Veratrin.	Hydrochloric acid.	Dark-red to dark-violet color.	Heat with R.	
Traube's test.	Hydrogen dioxide.	(a) Sulphuric acid and zinc-iodid starch-paste. (b) 2 per cent. sol. copper sulphate. (c) ½ per cent. sol. ferrous sulphate.	Blue color.	To 6 c.c. a add 2 drops b, a little c. Mix with liquid.	
Treumann's test.	Theobromin.	(a) Chlorin-water. (b) Ammonia.	Purple color.	Evaporate to dryness with a; add b.	
Trichloroacetic-acid test.	Albumin in urine.	See <i>Raabe's test</i> , and	under <i>Urine, Tests</i>	for <i>Serum Albumin in</i> .	
Trommer's test.	Glucose in urine.	(a) Sodium or potass. hydrate. (b) 10 per cent. sol. copper sulphate.	Orange-red precipitate.	Add to urine ½ a, and drop in b until it ceases to be dissolved; boil.	Delicacy 0.01 per cent. Salicylic acid, chloral, uric acid, give similar reaction.
Trommsdorff's test.	Nitrous acid.	(a) Sulphuric acid. (b) Potassium-iodid starch-paste.	Blue color.	Mix a, b, and substance.	
Trotarelli's test.	Ptomains.	(a) Sol. sodium nitroprussid. (b) Palladium nitrate.	Color-reactions.	Add a and then b to the sulphate of the ptomain.	
Trousseau and Dumontpallier's test.	Bile-pigment.	See <i>Maréchal's test</i> .			
Von Udránsky's test.	Bile-acids.	(a) 0.1 per cent. sol. furfurol. (b) Concent. sulphuric acid.	Red, then violet color.	To 1 c.c. of sol. of substance add 1 drop a, and underlay with 1 c.c. b; cool.	



TABLE OF TESTS.—*Continued.*

NAME.	USE.	REAGENTS.	REACTION.	APPLICATION.	REMARKS.
Von Udránsky's test.	Carbohydrates.	See <i>Molisch's tests for glucose.</i>			
Von Udránsky's test.	Tyrosin.	(a) 0.5 per cent. sol. furfurol. (b) Concent. sulphuric acid.	Pink color.	To 1 c.c. sol. of substance add 1 drop <i>a</i> , and underlay with 1 c.c. <i>b</i> .	
Von Udránsky and Baumann's test.	Urea.	(a) Benzoyl-chlorid. (b) Sodium hydrate.	Benzoyl-urea.	To concent. sol. of substance add <i>a</i> and excess of <i>b</i> .	
Uffelmann's test.	Free hydrochloric acid in gastric juice.	Extract of bilberries in amylic alcohol.	Color changes from grayish-blue to rose-tint.	Dip filter-paper, saturated with R. and dried, into gastric juice.	
Uffelmann's test.	Hydrochloric and lactic acids in gastric juice.	Sol. ferric chlorid 3 drops, concent. sol. carbol. acid 3 drops, water 20 c.c.	Sol. of hydrochloric acid decolorizes or produces steel-gray color; lactic-acid sol. a yellow color.	Add liquid to R.	0.05 per cent. lactic acid. R. must be fresh.
Uffelmann's test.	Nitric acid.	(a) Diphenylamin. (b) Sulphuric acid.	Blue color.	To <i>a</i> add 1.5 c.c. <i>b</i> , stir; then add 3 or 4 drops of the liquid.	
Ultzmann's test.	Bile-pigments in urine.	(a) Sol. potass. hydrate (1 to 3). (b) Hydrochloric acid.	Emerald-green color.	To 10 c.c. urine add 3 or 4 c.c. <i>a</i> , and then excess of <i>b</i> .	
Urate-test.	Urates in urine.		Are dissolved on heating.		
Urea-test.	Urea.	See <i>Nitric-acid test.</i>			
Urobilin-test.	Urobilin in urine.	(a) Ammonia. (b) 10 per cent. sol. zinc chlorid.	Filtrate green by reflected, rose-red by transmitted light.	Alkalinize urine with <i>a</i> , add 8-10 drops <i>b</i> ; filter rapidly.	
Valser's test.	Alkaloids.	Mercuric iodid and potassium iodid.	Precipitate.		
Van Deen's test.	Blood in urine, etc.	(a) Tr. guaiaci. (b) Ozonized (old) turpentine (French best).	Blue color.	To urine add 2 c.c. <i>a</i> , and 2 c.c. <i>b</i> ; shake.	Delicate; other substances respond; pus, urine containing potass. iodid, and saliva.
Van der Velden's test.	Free hydrochloric acid in gastric juice.	See <i>Maly's test.</i>			
Vaughan and Novy's test.	Tyroxicon.	(a) Sulphuric acid. (b) Carbolic acid.	Yellow to orange-red color.	Place on porcelain surface 2 or 3 drops each of <i>a</i> and <i>b</i> ; add a few drops of aqueous sol. of ethereal residue of substance.	Is only to be regarded as a preliminary test; the physiologic test should always be made.
Vidan's test.	Sugar.	Equal volume sesame-oil and hydrochloric acid.	Pink color.	Heat R. to boiling; add liquid.	
Violette's test.	Glucose.	Similar to <i>Fehling's test.</i>			
Vitali's test.	Alkaloids.	(a) Fuming nitric acid. (b) Alcoholic sol. potass. hydrate.	Color-reactions.	Evaporate to dryness with <i>a</i> ; add 1 drop <i>b</i> .	
Vitali's test.	Alkaloids.	(a) Sulphuric acid. (b) Potass. chlorate. (c) An alkaline sulphid.	Color-reactions in presence of <i>c</i> .		
Vitali's test.	Atropin.	(a) Fuming nitric acid. (b) Alcoholic sol. potass. hydrate.	Violet color, turning red.	Evaporate with <i>a</i> ; when cold add 1 drop <i>b</i> .	Delicacy 0.000001 gram.
Vitali's test.	Biliary coloring-matter.	(a) Sol. quinin bisulphate. (b) Ammonia. (c) Sulphuric acid. (d) Sugar. (e) Alcohol.	Violet color.	Add <i>a</i> , neutralize with <i>b</i> ; add <i>c</i> , crystal of <i>d</i> , and <i>e</i> .	

TABLE OF TESTS.—*Continued.*

NAME.	USE.	REAGENTS.	REACTION.	APPLICATION.	REMARKS.
Vitali's test.	Chloroform.	(a) Hydrogen sulphid. (b) Piece copper wire.	Intense-blue color.	Pass current of <i>a</i> through liquid, then through glass tube; ignite; hold <i>b</i> in flame.	
Vitali's test.	Chloroform.	(a) Hydrogen sulphid. (b) Solution potass. hydrate and thymol.	Red color.	Pass current of <i>a</i> through liquid, then into <i>b</i> .	
Vitali's test.	Fusel-oil.	Sulphuric acid.	Red, changing finally to green.	Pour liquid on top of R.; stir gently.	
Vitali's test.	Morphin.	(a) Sulphuric acid. (b) Sol. sodium sulphid.	Flesh color, violet, dark-green.	Dissolve in <i>a</i> ; add 2 drops <i>b</i> ; heat cautiously.	
Vitali's test.	Thymol.	Mixture of chloroform and sol. potassium hydrate.	Red color.	Distil off, passing vapor into R.	
Vogel's test.	Carbon disulphid.	(a) Alcohol. sol. potass. hydrate. (b) Sol. copper sulphate.	Lemon-yellow precipitate.	Add <i>a</i> , then <i>b</i> .	
Vogel's test.	Ferric salts.	Sol. salicylic acid.	Violet color.	Add R.	
Vogel's test.	Glucose.	Litmus-solution.	Decolorization.	Boil with a few drops of R.	
Vogel's test.	Nitric acid in potable water.	(a) Gold-leaf. (b) Hydrochloric acid. (c) Stannous chlorid.	Reddish-violet color.	To 15 c.c. water add a little <i>a</i> and <i>b</i> ; boil; filter; add <i>c</i> .	
Vogel's test.	Quinin.	(a) Chlorin-water. (b) Powdered potass. ferrocyanid.	Pink to deep-red color.	Mix with <i>a</i> , and add <i>b</i> .	
Vogel's test.	Free sulphuric acid in vinegar.	Potassium chlorate.	Evolution of chlorine.	Add R.	
Vogel's test.	Tannin.	(a) Chlorin-water. (b) Ammonia.	Blood-red color.	Add <i>a</i> and <i>b</i> .	
Vohl's test.	Sulphur.	Mix water 1 with glycerin 2; saturate with slaked lime and fresh lead hydrate; decant.	Black color.	Heat R. with the substance.	
Vortmann's test.	Hydrocyanic acid.	(a) Sol. potass. nitrite. (b) Sol. ferric chlorid. (c) Dil. sulphuric acid. (d) Ammonia. (e) Ammon. sulphid.	Bluish-green to violet-red color.	Add a few drops <i>a</i> ; 2-4 drops <i>b</i> ; <i>c</i> until color light-yellow; heat to boiling; allow to cool; add <i>d</i> ; filter; to filtrate add <i>e</i> .	
De Vrij's test.	Alkaloids.	Phosphomolybdic acid.	Precipitates.		
Vulpus' test.	Sulphonat.	Potass. cyanid.	Repulsive odor of mercaptan.	Heat substance with R.	
Wagner's test.	Eosin.	Collodium.	Color discharged by R.		
Warren's test.	Glucose.	Similar to Trommer's	test, <i>q. v.</i>		
Wartha's test.	Anthrachinon.	(a) Sol. potass. hydrate. (b) Alcohol.	Green to bluish-purple color.	Heat with <i>a</i> and <i>b</i> .	
Water-test.	Water.	See <i>Nigrosin-test</i> .			
Watson's test.	Gallic acid.	(a) Ammonia. (b) Hydrochloric acid.	Red color.	Dissolve in water; add <i>a</i> and <i>b</i> .	
Watson's test.	Pyrogallic acid.	Ammonia.	Lemon-yellow color.	Dissolve in water; add R.	
Watson's test.	Tannin.	(a) Ammonia. (b) Nitric acid.	Purple color.	Dissolve in water; add <i>a</i> and <i>b</i> .	
Weber's test.	Indican in urine.	(a) Hydrochloric acid. (b) Ether.	Blue foam; red color of the ether.	Heat 30 c.c. of urine to boiling with 30 c.c. <i>a</i> ; let cool; shake with <i>b</i> .	



TABLE OF TESTS.—*Continued.*

NAME.	USE.	REAGENTS.	REACTION.	APPLICATION.	REMARKS.
Weidel's test.	Xanthin.	(a) Freshly prepared chlorin-water. (b) Nitric acid. (c) Ammonia-vapor.	Pink or purplish-red color.	Warm substance with <i>a</i> and trace <i>b</i> as long as gas is evolved; then evaporate to dryness and bring in contact with <i>c</i> .	
Weidel's test.	Xanthin bodies.	(a) Chlorin-water. (b) Ammonia. (c) Potass. or sodium hydrate.	Dark-pink or purple; violet on final addition of <i>c</i> .	Dissolve in the warm in <i>a</i> ; evaporate on water-bath; treat under bell-jar with <i>b</i> .	Reaction obtained with xanthin, heteroxanthin, paraxanthin, and carnin.
Wellcome's test.	Morphin.	Chlorinated lime.	Red color.	Add R.	
Weltzien's test.	Hydrogen dioxid.	Mixture of sol. of ferric chlorid and potass. ferricyanid.	Blue color.	Add R.	
Wenzell's test.	Strychnin.	Sol. potass. permanganate 1 in sulphuric acid 2000.	Color-reaction.		Delicacy 1:900,000.
Weppen's test.	Morphin.	(a) Sugar. (b) Sulphuric acid. (c) Bromin.	Red color.	Add <i>a</i> , <i>b</i> , <i>c</i> .	
Weppen's test.	Veratrin.	(a) Sugar. (b) Sulphuric acid.	Light-yellow to dark-green and dark-blue color.	Add <i>a</i> and <i>b</i> .	
Werber's test.	Nitroglycerin.	(a) Ether or chloroform. (b) Anilin. (c) Sulphuric acid.	Purple to dark-green color.	Extract with <i>a</i> , add two drops <i>b</i> , evaporate; add <i>c</i> .	
Weyl's test.	Kreatinin.	(a) Dil. sol. sodium nitroprussid. (b) Dil. sodium hydrate. (c) Acetic acid.	Transient ruby-red color; if <i>c</i> is added greenish, then blue color.	Add a few drops <i>a</i> , then drop by drop <i>b</i> — gives ruby-red color. Add <i>c</i> and warm.	Very delicate; .0287 per cent. pure, .066 in urine.
Weyl's test A.	Nitric acid in urine.	(a) Hydrochloric or sulphuric acid. (b) Potass. hydrate. (c) Meta-phenyldiamin.	Yellow color.	Distil 200 c.c. urine with $\frac{1}{2}$ vol. <i>a</i> , receiving distillate in <i>b</i> ; add <i>c</i> to distillate.	
Weyl's test B.	Nitric acid in urine.	(a) Hydrochloric or sulphuric acid. (b) Potass. hydrate. (c) Aq. sol. pyrogalllic acid with a little sulphuric acid.	Yellowish-brown color.	See <i>Weyl's test A</i> .	
Weyl's test C.	Nitric acid in urine.	(a) Hydrochloric or sulphuric acid. (b) Potass. hydrate. (c) Sol. sulphanilic acid. (d) Naphthylamin hydrochlorate.	Red color.	Distil as in <i>Weyl's test A</i> ; treat distillate with dilute sulphuric acid; add at once <i>c</i> ; in 8-10 minutes <i>d</i> .	
Wiesner's test.	Cellulose.	(a) $\frac{1}{2}$ per cent. sol. phloroglucin. (b) Hydrochloric acid.	Red or violet color.	Moisten with <i>a</i> ; add <i>b</i> .	
Winckler's test.	Alkaloids.	Sol. mercuric chlorid in excess of potass. iodid.	White precipitate.	Add R.	
Winckler's test.	Iodin.	(a) Sodium nitrite. (b) Starch-paste.	Blue color.	Mix with <i>a</i> and <i>b</i> .	
Winckler's test.	Water in alcohol.	Cobalt chlorid.	Blue color turns red.	Add R.	
Wittstein's test.	Foreign starch in chocolate.	Iodin.	Blue color.	Boil; filter; test filtrate with R. Natural starch does not pass through filter.	
Witz's test.	Hydrochloric acid in gastric juice.	Aqueous sol. methyl-violet, strength 0.025 per cent.	Violet color changed to blue; hydrochloric acid in strong sol. gives greenish tint.	Add liquid to R.	Lactic acid in strong sol. gives similar but less distinct reaction.

TABLE OF TESTS.—*Continued.*

NAME.	USE.	REAGENTS.	REACTION.	APPLICATION.	REMARKS.
Witz's test.	Mineral acids in vinegar.	Methyl-violet.	Violet color turned blue or green.	Add 2 drops R. to 25 c.c. vinegar.	Delicacy 1 : 10,000
Woehler's test.	Phosphorus.		Green color of flame.	Place liquid in Marsh's apparatus, ignite the hydrogen phosphid, and let flame strike against a porcelain plate.	
Woodbury's test.	Alcohol in urine.	(a) Sulphuric acid. (b) Potass. bichromate.	Green color.	To 1 gm. <i>a</i> add 2 gm. urine; drop in crystal of <i>b</i> ; mix.	Delicacy 2 to 3 in 1000.
Worm-Müller's test.	Glucose in urine.	(a) 2.5 per cent. sol. copper sulphate. (b) Sodid potassium tartrate 10, 4 per cent. sol. sodium hydrate 100.	Yellowish-red or red precipitate.	Boil in one test-tube 5 c.c. urine, in another 1-3 c.c. <i>a</i> and 2.5 c.c. <i>b</i> ; discontinue boiling of both at same moment; wait 20-25 sec., then mix.	
Wormley's test.	Alkaloids.	Alcohol. sol. picric acid.	Yellow, amorphous or crystalline ppt.		
Wormley's test.	Alkaloids.	Sol. iodine 1, potass. iodid 2, water 60.	Colored precipitate.		
Wormley's test.	Free sulphuric acid.	Veratrin.	Crimson color.	Add R., and evaporate to dryness on water-bath.	
Wurster's test.	Tyrosin (pure).	Chinon.	Ruby-red color, changing to brown after 24 hours.	Dissolve crystals in boiling water and add a little R.	
Xanthoproteic test.	Proteids.	(a) Strong nitric acid. (b) An alkaline hydrate.	Yellow color with <i>a</i> , turning to deep-orange with <i>b</i> .	Heat substance with <i>a</i> ; add <i>b</i> .	
Xylidin-test.	Carbohydrates.	See <i>Schiff's test</i> .			
Young's test.	Gallic acid.	Sol. potass. cyanid.	Red color which soon disappears; on shaking reappears.	Add R.	
Yvon's test.	Acetanilid (antifebrin) in urine.	(a) Chloroform. (b) Mercurous nitrate.	Green color.	Extract urine with <i>a</i> ; heat residue of extract with <i>b</i> .	
Yvon's test.	Alkaloids.	Bismuth subnitrate 3 gm., water 40 gm., boil; add potass. iodid 14 gm., hydrochloric acid 40 drops.	Red color.	Add R.	
Yvon's test.	Purity of chloroform.	Sol. potass. permanganate 1, potass. hydrate 10, water 250.	Green color indicates impurity.	Add R.	
Zeise's test.	Carbon disulphid.	See <i>Vogel's test</i> .			
Zeisel's test.	Colchicin.	(a) Hydrochloric acid. (b) Ferric chlorid. (c) Chloroform.	Boiled with <i>b</i> , green color; <i>c</i> extract, brownish, granite-red, or dark.	Boil sol. in <i>a</i> with <i>b</i> ; agitate with <i>c</i> .	
Zeller's test.	Melanin in urine.	Bromin-water.	Yellow ppt. gradually blackening.	Add R.	
Zouchlos' test A.	Albumin in urine.	Acetic acid 1, mercuric chlorid, 1 per cent. sol., 6.	Precipitate.	Add R.	0.014 per cent.
Zouchlos' test B.	Albumin in urine.	Potass. sulphocyanid, 10 per cent. sol., 100, acetic acid 20.	Precipitate.	Add R.	Delicacy 0.007 %, Precipitates also propeptone.
Zouchlos' test C.	Albumin in urine.	Potass. sulphocyanid, succinic acid equal parts, in solid form.	Precipitate.	Add R.	Not as delicate as Zouchlos' test B.



**Testis** (*tes'-tis*) [L.]. 1. See *Testes*. 2. Any organ fancied to have the shape of a testicle. **T.**, **Caput**, the epididymis. **T. cerebri**, testis of the brain, the postgeminum; either of the posterior pair of the corpora quadrigemina.

**Testitis** (*tes-ti'-tis*). See *Orchitis*.

**Testudo** (*tes-tu'-do*) [L., a tortoise-shell]. A figure-of-eight bandage about an articulation, the turns crossing on the flexor surface and the spirals overlapping, so as to cover the extensor surface of the joint.

**Testule** (*test'-ul'*) [*testa*, a shell]. In biology, the frustule, or silicious skeleton, of a diatom.

**Tetanic** (*tet-an'-ik*) [τέτανος, tetanus]. Pertaining to tetanus.

**Tetaniform** (*tet'-an-if-orm*) [τέτανος, tetanus; *forma*, form]. Resembling tetanus.

**Tetaniogenous** (*tet'-an-ij'-en-us*) [τέτανος, tetanus; γεννᾶν, to produce]. Productive of tetanus.

**Tetanilla** (*tet-an-il'-ah*) [τέτανος, tetanus]. A form of tetanic spasm affecting the fingers and toes. It is observed mainly among children, and is a concomitant of rachitis.

**Tetanin** (*tet'-an-in*) [τέτανος, tetanus],  $C_{14}H_{30}N_2O_4$ . A toxin present in the blood in tetanus; a ptomain obtained by cultivating tetanus-microbes in beef-broth. It has been obtained from the amputated arm of a tetanus-patient by Brieger, who thus demonstrated the presence of tetanin in tetanus-patients during life. Nevertheless, it has not been found in the brain and nerve-tissue of persons dead from tetanus. The base produces the characteristic symptoms of tetanus, though probably not all, as three other toxins, including spasmotoxin, occur with tetanin in cultures of the tetanus-microbe. See *Ptomains*, *Table of*.

**Tetanium** (*tet-an'-e-un*). Synonym of *Strychnin*.

**Tetanization** (*tet'-an-iz-a'-shun*) [τέτανος, tetanus]. The production of tetanus, or of tetanic spasms. The induction of a protracted contraction in a nerve by an electric current.

**Tetano-cannabin** (*tet'-an-o-kan'-ab-in*) [τέτανος, tetanus; *cannabis*]. A basic substance found in some samples of *cannabis*, or hemp. Its action on the system resembles that of strychnin. Unof.

**Tetanoid** (*tet'-an-oid*) [τέτανος, tetanus; εἶδος, resemblance]. Resembling tetanus.

**Tetanomotor** (*tet-an-o-mo'-tor*) [τέτανος, tetanus; *motor*, a mover]. An instrument (usually a rapidly vibrating hammer) for stimulating a nerve mechanically.

**Tetanotoxin** (*tet-an-o-toks'-in*) [τέτανος, tetanus; τοξικόν, poison],  $C_3H_{11}N$ . A poisonous ptomain obtained by Brieger as one of the products of the culture of the tetanus-microbe. It is tetanizing in its action, producing first tremor, then paralysis and violent convulsions. See *Ptomains*, *Table of*.

**Tetanus** (*tet'-an-us*) [τέτανος, τέτειν, to stretch]. A spasmodic and continuous contraction of muscles, causing rigidity of the parts to which they are attached. See *Trismus*, *Opisthotonos*, *Emprosthotonos*, *Pleurasthotonos*. Brieger has isolated four toxic ptomain-substances from cultivations of so-called tetanus-bacilli: *Tetanin*, which produced symptoms of tetanus (in mice); *Tetatoxin*, which caused tremor, paralysis, and convulsions; *Muriate of Toxin*, which produced tetanus and salivation; *Spasmotoxin*, which prostrated quickly, with clonic and tonic spasms. **T.**, **Acoustic**. See *Acoustic*. **T.**, **Cephalic**, **T.**, **Cerebral**, **T.**, **Hydrophobic**, **T.**, **Kopf-**, a special form of tetanus that has sometimes been observed to follow injuries of the head, especially those in the neighborhood of the eyebrow. Trismus and facial paralysis occur upon the side of the injury. There is dysphagia, and death frequently results. **T. dolorificus**. Synonym of

*Cramp*. **T.**, **Extensor**, a form of tetanus in which the extensors act more powerfully than the flexors. **T.**, **Hydrophobic**. See *T.*, *Cerebral*. **T.**, **Imitative**, hysteria which simulates tetanus. **T. infantum**. See *T. neonatorum*. **T.**, **Localized**, tetanic spasm of a part. **T.**, **Post-operative**, that following operation. *Chvostek's Sign*, a diagnostic and pathognomonic sign of post-operative tetany. A slight tap upon the side of the face, over the point where the facial nerve emerges from the parotid, suffices to call forth a sudden spasm of that side of the face. **T.**, **Ritter's**, the series of contractions, or apparent tetanus, observed on the opening or interrupting of an electric current which has been passing through the nerve for some time. Opening tetanus. **T.**, **Toxic**, tetanus produced by an overdose of nuxvomica or its alkaloids. **T.**, **Traumatic**, tetanus following an injury.

**Tetany** (*tet'-an-e*) [τέτανος, tetanus]. A tonic spasm of the extremities occurring chiefly in rickety infants and lasting a variable time. The fingers, hands, and wrists are the portions mainly affected. It occasionally occurs in nursing women also. See *Tetanilla*. **T.**, **Epidemic**, **T.**, **Rheumatic**; a form occurring over large portions of Europe, especially in the winter season. It is acute, lasting only two or three weeks, and rarely proving fatal. **T.**, **Gutturo-**, a stammering due to tetanoid spasm of the laryngeal muscles. **T.**, **Rheumatic**. See *T.*, *Epidemic*.

**Tetartophya**, **Tetartophya** (*tet-ar-toff'-e-ah*, *tet-ar-to-fi'-e-ah*) [τέταρος, fourth; φέω, to increase]. A quartan remittent malarial fever.

**Tetatoxin** (*tet-at-oks'-in*). See *Tetanus*.

**Tetra-** (*tet'-rah-*) [τέτρα, four]. A Greek numeral used as a prefix and denoting four.

**Tetrabasic** (*tet'-rab-a'-zik*) [τέτρα, four; βάσις, base]. Having a basicity of four; having four atoms of replaceable hydrogen.

**Tetrablastic** (*tet-rab-las'-tik*) [τέτρα, four; βλαστός, a germ]. In biology, applied to an embryo having four germ-layers, *i. e.*, an ectoderm, endoderm, somatopleure, and a splanchnopleure.

**Tetrabrachius** (*tet-rab-ra'-ke-us*) [τέτρα, four; βραχίον, arm]. A monstrosity having four arms.

**Tetracamarous** (*tet-rak-am'-ar-us*) [τέτρα, four; καμάρα, a vault]. In biology, having four chambers, as a fruit of four carpels.

**Tetracarpellary** (*tet-rak-ar'-pel-ar-e*) [τέτρα, four; καρπός, fruit]. In biology, having four carpels.

**Tetracheirus** (*tet-rak-i'-rus*) [τέτρα, four; χεῖρ, hand]. A monster with four hands.

**Tetracoccus** (*tet-rak-ok'-us*) [τέτρα, four; κοκκός, berry]. 1. A micrococcus occurring in clusters and forming groups of four. 2. In biology, a fruit of four carpels.

**Tetract** (*tet'-rakt*) [τέτρα, four; ἀκτίς, ray, a beam]. In biology, having four rays.

**Tetractinal** (*tet-rak-tin-al*) [τέτρα, four; ἀκτίς, ray]. Having four rays.

**Tetracyclic** (*tet-ras-il'-klik*) [τέτρα, four; κύκλος, ring]. In biology, applied to a flower possessing four whorls of floral organs.

**Tetrad** (*tet'-rad*) [τέτρα, four]. An element having an atomicity of four.

**Tetradactyl**, **Tetradactyle** (*tet-rad-ak'-til*) [τέτρα, four; δάκτυλος, a finger, toe]. In biology, an animal having four digits on each limb.

**Tetradymous** (*tet-rad'-im-us*) [τετραδύμος, fourfold]. In biology, in sets of four each.

**Tetradynamous** (*tet-rad-in'-am-us*) [τέτρα, four; δίναμις, power]. In biology, applied to stamens when there are six in the flower, four of them longer than the other two.

**Tetra-ethyl-ammonium** (*tet-rah-eth-il-am-o'-ne-um*). A proposed solvent for uric acid and urea. It is best used in a 10 per cent. solution, the dose being 10 to 20 minims. It is obtained by decomposing its iodid by moist  $\text{AgNO}_3$  or its sulphate by baryta. It occurs in deliquescent, hair-like needles, as bitter as quinin. It is strongly alkaline and caustic.

**Tetragenous** (*tet-raj'-en-us*) [τέτρα, four; γίγνεσθαι, to be born]. In biology, applied to bacteria and other organisms which produce square groups of four as the result of fission.

**Tetragonal** (*tet-rag'-o-nal*) [τέτρα, four, γωνία, angle, corner]. Four-angled.

**Tetragynous** (*tet-raj'-in-us*) [τέτρα, four; γυνή, a female]. Having a gynecium of four carpels.

**Tetrahydrobetanaphthylamin** (*tet-rah-hi-dro-be-tan-aff-thil'-am-in*). See *Hydonaphthylamin*.

**Tetramasthous** (*tet-ram-as'-thus*) [τέτρα, four; μασθός, breast]. Having four breasts.

**Tetramastigate** (*tet-ram-as'-tig-āt*) [τέτρα, four; μάστιξ, a whip]. In biology, applied to micro-organisms having four flagella.

**Tetramazia** (*tet-ram-a'-ze-ah*) [τέτρα, four; μάζος, breast]. The presence, normal or abnormal, of four teats or mammary glands.

**Tetramerism** (*tet-ram'-er-izm*) [τέτρα, four; μέρος, part]. In biology, division into four parts.

**Tetramerous** (*tet-ram'-er-us*) [τέτρα, four; μέρος, part]. In biology, having the parts or organs arranged in fours or multiples of four.

**Tetramethylaloxantin** (*tet-ram-eth-il-al-oks-an'-tin*). See *Acid, Amalic*.

**Tetramethylenediamin** (*tet-ram-eth-il-en-di'-am-in*),  $\text{C}_4\text{H}_{12}(\text{NH}_2)_2$ . A substance identical with putrescin, which has been isolated from decaying animal matter. It is a liquid with a peculiar odor. It fumes in the air and boils at from  $156^\circ$  to  $160^\circ$  C. On cooling, it solidifies to a crystalline mass.

**Tetrandrous** (*tet-ran'-drus*) [τέτρα, four; ἀνήρ, male]. Having four stamens.

**Tetranerythrin** (*tet-ran-er'-ith-rin*) [τέτρα, four; ἐρυθρός, red]. See *Tetronerythrin*.

**Tetranopsia** (*tet-ran-op'-se-ah*) [τέτρα, four; ὄψις, vision]. A contraction of the field of vision limited to one quadrant.

**Tetra-ophthalmus** (*tet-rah-off-thal'-mus*) [τέτρα, four; ὀφθαλμός, eye]. A form of monster having four eyes.

**Tetrapous** (*tet'-rap-us*) [τέτρα, four; πούς, foot]. Having four feet.

**Tetrapterous** (*tet-raf'-ter-us*) [τέτρα, four; πτερόν, wing]. In biology, having four wings; said of a fruit or stem.

**Tetrapyrenous** (*tet-rap-i-re'-nus*) [τέτρα, four; πυρήν, the stone of a fruit]. In biology, characterized by four stones, or pyrenes.

**Tetrarch** (*tet'-rark*) [τέτρα, four; ἀρχεῖν, to rule]. A term descriptive of radial fibro-vascular bundles having four rays.

**Tetrascelus** (*tet-ras'-el-us*) [τέτρα, four; σκέλος, leg]. A monster with four legs.

**Tetraschistic** (*tet-ras-kis'-tik*) [τέτρα, four; σχίσμα, a cleft, division]. In biology, dividing into four similar parts.

**Tetraselenodont** (*tet-ras-e-le'-no-dont*) [τέτρα, four; σελήνη, moon; ὀδόντος, tooth]. In biology, applied to an animal with molar teeth exhibiting four crescentic ridges.

**Tetrasepalous** (*tet-ras-ep'-al-us*) [τέτρα, four; sepalum, sepal]. In biology, having four sepals.

**Tetraspermous** (*tet-ras-per'-mus*) [τέτρα, four; σπέρμα, seed]. In biology, having four seeds.

**Tetrasporangium** (*tet-ras-po-ran'-je-um*) [τέτρα, four;

σπορά, a spore; γγγεῖον, vessel : *pl.*, *Tetrasporangia*].

In biology, a cell in which tetraspores are produced.

**Tetraspore** (*tet'-ras-pōr*) [τέτρα, four; σπορά, a spore]. In biology, one of four spores produced in a single mother-cell or sporangium, as in the *Red Marine Algae* (*Florideae*).

**Tetrasporic** (*tet-ras-pōr'-ik*) [τέτρα, four; σπορά, spore]. Composed of tetraspores.

**Tetrasporous** (*tet-ras-po'-rus*) [τέτρα, four; σπορά, spore]. Of the nature of tetraspores.

**Tetraster** (*tet-ras'-ter*) [τέτρα, four; ἀστήρ, star]. The karyokinetic figure when there is a fourfold division of the nucleus and four centers of radiation.

**Tetrastichiasis** (*tet-ras-tik-i'-as-is*) [τέτρα, four; στίχος, row]. Anomalous arrangement of the eyelashes in four rows.

**Tetrastichous** (*tet-ras'-tik-us*) [τέτρα, four; στίχος, row, line]. In biology, in four perpendicular rows. Applied to phyllotaxy.

**Tetrastoma** (*tet-ras'-to-mah*) [τέτρα, four; στόμα, a mouth]. A genus of entozoa. See *T. renalis*, under *Parasites (Animal)*, *Table of*.

**Tetrathecal** (*tet-rath-e'-kal*) [τέτρα, four; θήκη, case]. In biology, applied to a four-chambered ovary.

**Tetratomic** (*tet-rat-oni'-ik*) [τέτρα, four; άτομος, atom]. Containing four atoms; having four atoms of replaceable hydrogen.

**Tetravalent** (*tet-rav'-al-ent*). Synonym of *Quadrivalent*.

**Tetraxial** (*tet-raks'-e-al*) [τέτρα, four; αξίς, axis]. Having four axes.

**Tetrazone** (*tet'-raz-on*) [teter, foul; ὀζη, smell],  $(\text{C}_2\text{H}_5)_2\text{N}:\text{N}:\text{N}(\text{C}_2\text{H}_5)_2$ . A basic liquid of alliaceous odor.

**Tetrol** (*tet'-rol*). See *Furan*.

**Tetronal** (*tet'-ro-nal*) [τέτρα, four]. Diethylsulphon-diethylmethane. A disulphone of the ethyl and methyl groups, harmless in ordinary doses, and having marked hypnotic properties. Dose gr. x-xx, as with sulphonal. Unof.

**Tetronerythrin** (*tet-ron-er'-ith-rin*) [τέτρα, four; ἐρυθρός, red]. In biology, the name applied by Merejkowsky to a group of lipochrome pigments found in animals, and formerly supposed to have a respiratory function. See *Pigments, Conspectus of*.

**Tetrophthalmus** (*tet-roff-thal'-mus*). See *Diprosopus*.

**Tetrose** (*tet'-rōz*). See *Erythrose*.

**Tetrotus** (*tet-ro'-tus*). See *Diprosopus*.

**Tetter** (*tet'-er*) [ME., teter, tetter]. A common name for various skin-eruptions, particularly herpes and eczema. See *Herpes*. **T.**, Brawny, seborrhoea capitis. **T.**, Dry, dry or squamous eczema. **T.**, Humid. See *Eczema*. **T.**, Milky. See *Crusta lactea*. **T.**, Moist. See *Eczema*. **T.**, Running, includes various forms of eczema. **T.**, Scaly, psoriasis and squamous eczema.

**Tety** (*tet'-e*) [Madagascar]. A skin-disease peculiar to Madagascar, and characterized by a pustular or squamous eruption in the neighborhood of the mouth and nostrils.

**Teucrium** (*tu'-kere-um*) [τεύκριον]. Germander, a genus of the *Ajugeae*. **T. maritimum**, cat-thyme, has errhine and antispasmodic properties, and was formerly used in coughs and nervous affections. **T. scordium**, water-germander, or garlic-germander, formerly used as a tonic, diaphoretic and anthelmintic.

**Texan Fever**. See *Texas Fever*.

**Texas Fever**. A specific fever communicated by apparently healthy cattle living within a certain permanently infected area in the Southern United States to cattle north of this area, when the former are taken north



during the warm season of the year. The period of incubation varies from ten to fifty days or more. There is high fever, hemoglobinuria, and occasionally jaundice. The infected cattle frequently die within a week. See *Bacillus of Southern Cattle-plague*, under *Bacteria*, *Synonymatic Table of*. **T. Mange**. Same as *Army Itch*.

**Textural** (*teks'-tu-ral*) [*textura*, texture]. Pertaining to any tissue.

**Texture** (*teks'-tūr*) [*textura*; *texere*, to weave]. In physiology, any organized substance or tissue of which the body is composed. Also, and more correctly, the arrangement of the elementary parts of tissue.

**Thalamencephal** (*thal-am-en'-sef-al*). See *Thalamencephalon*.

**Thalamencephalic** (*thal-am-en'-sef-al'-ik*) [*θάλαμος*, chamber; *κεφαλή*, head]. Pertaining to the thalamencephalon.

**Thalamencephalon** (*thal-am-en'-sef'-al-on*) [*θάλαμος*, thalamus; *encephalon*, the brain]. In embryology, the posterior portion of the anterior brain-vesicle; in anatomy, that part of the brain that is derived from this portion of the anterior vesicle; the diencephalon or interbrain.

**Thalamic** (*thal'-am-ik*) [*θάλαμος*, thalamus]. Pertaining to a thalamus.

**Thalamifloral** (*thal-am-if-lo'-ral*) [*θάλαμος*, chamber; *flor*, flower]. In biology, having the petals and stamens arising immediately from the thalamus.

**Thalamiflorous** (*thal-am-if-lo'-rus*). Same as *Thalamifloral*.

**Thalamium** (*thal-a'-me-um*) [*θάλαμος*, an inner chamber, a bedroom; *pl.*, *Thalamia*]. In biology, applied to various fruit-bearing organs in cryptogams.

**Thalamoceles**, **Thalamocelia** (*thal-am-o-sel*, *thal-am-o-se'-le-ah*) [*θάλαμος*, thalamus; *κοιλία*, hollow]. The third ventricle, so called, as the cavity of the diacele or thalamencephalon.

**Thalamocrural** (*thal-am-o-kru'-ral*) [*θάλαμος*, chamber; *crus*, leg]. Pertaining to the thalamus and the crus cerebri.

**Thalamophorous** (*thal-am-off'-or-us*). See *Polythalamia*.

**Thalamus** (*thal'-am-us*) [*θάλαμος*, bed; *pl.*, *Thalami*]. *Thalamus opticus*. Either one (right or left) of two masses at the base of the brain, the origin, in part, of the optic nerves; they are the developed sides of the third ventricle. In biology, the receptacle, or torus. **T. corporum cavernosorum**. See *Crus penis*. **T. regalis**. See *Pericardium*.

**Thalassotherapy** (*thal-as-o-ther'-ap-e*) [*θάλασσα*, sea; *θεραπεία*, treatment]. Treatment of disease by sea-voyages, sea-bathing, etc.

**Thallic** (*thal'-ik*) [*θαλλός*, a green shoot]. Pertaining to the metal, thallium.

**Thallin** (*thal'-in*) [*θαλλός*, a green shoot],  $C_{10}H_{13}ON$ . A synthetic chemic product and a derivative of coal-tar. It is a powerful antipyretic, but its effects are not so lasting as those of antipyrin. It is likely to produce collapse. Dose gr. iv. Unof.

**Thallina** (*thal-i'-nah*) [*θαλλός*, a green shoot; *gen.*, *Thallina*]. The pharmaceutic name of thallin.

**Thallium** (*thal'-e-um*) [*θαλλός*, green shoot]. A rare metallic element, having some features in common with lead, discovered by Crookes, in England, and one year later by Lamy, in France. Symbol  $Tl$ ; at. wt., 204.2. Glass containing it is singularly brilliant and refractive. Its salts are active poisons. See *Elements*, *Table of*.

**Thallome** (*thal'-om*) [*θαλλός*, a young shoot]. A thalus.

**Thallophyta** (*thal-off'-it-ah*) [*θαλλός*, a green shoot;

*φυτόν*, a plant]. Plural of *Thallophytum*. A comprehensive term for the lower cryptogams, in which there is no well-defined differentiation of root, stem, or leaf.

**Thallophyte** (*thal'-o-fit*) [*θαλλός*, a green shoot; *φυτόν*, a plant]. One of the lower cryptogams.

**Thallus** (*thal'-us*) [*θαλλός*, a young shoot]. In biology, applied to a plant-body in which there is no differentiation into root, stem, and leaves.

**Thamnium** (*tham'-ne-um*) [*θαμνίον*, dim. of *θάμνος*, a bush]. In biology, a bushy thallus.

**Thanato-biologic** (*than-at-o-bi-o-loy'-ik*) [*θάνατος*, death; *βίος*, life]. Pertaining to life and death.

**Thanatodes** (*than-at-o'-dēz*) [*θάνατος*, death; *εἶδος*, like]. Mortal. Lethal.

**Thanatognomonic** (*than-at-og-no-mon'-ik*) [*θάνατος*, death; *γνώμων*, sign]. Indicative of death.

**Thanatoid** (*than'-at-oid*) [*θάνατος*, death; *εἶδος*, resemblance]. Resembling or having the appearance of death.

**Thanatology** (*than-at-ol'-o-jē*) [*θάνατος*, death; *λόγος*, science]. The sum of scientific knowledge regarding death.

**Thanatomania** (*than-at-o-ma'-ne-ah*) [*θάνατος*, death; *μανία*, mania]. Suicidal mania.

**Thannometer** (*than-at-om'-et-er*) [*θάνατος*, death; *μέτρον*, measure]. A thermometer introduced into the stomach or rectum to determine if the depression of temperature is so great as to be a sign of death.

**Thanatophidia** (*than-at-o-fid'-e-ah*) [*θάνατος*, death; *ὄφις*, a serpent]. Those serpents whose bite produces toxic symptoms or death.

**Thanatophobia** (*than-at-o-fo'-be-ah*) [*θάνατος*, death; *φόβος*, dread]. A morbid fear of death.

**Thanatosis** (*than-at-o'-sis*). See *Mortification*.

**Thane's Method**. A method of finding the fissure of Rolando. The upper end of the fissure is half an inch behind the mid-point of a line drawn from the glabella to theinion. Its lower end is close to the posterior limb, and about an inch behind the bifurcation of the fissure of Sylvius. The bifurcation of the latter corresponds to a point one-and-a-quarter inches behind and one-quarter inch above the level of the external angular process of the frontal bone.

**Thapsia** (*thap'-se-ah*) [*θαψία*]. A genus of old-world umbelliferous plants. Thapsia resin (*resina thapsiæ*) is the product of *T. garganica*, *T. silphium*, and *T. villosa*. The resin is strongly counter-irritant. The root of *T. garganica* is used by the natives of N. Africa as a counter-irritant. Internally a tonic. Dose of the fld. ext.  $\text{m} \times \text{xxx}$ . Unof. The root of *T. villosa* (deadly carrot) is purgative. Unof.

**Tharandt Normal Culture-solution**. A solution employed at the Foret Academie Experiment Station of Tharandt, Saxony, for the study of the life-history of plants by "water-culture." The formula given by Knop is: Calcic nitrate 4 parts by weight, potassic nitrate 1 part by weight, magnesian sulphate (crystallized) 1 part by weight, potassic phosphate 1 part by weight. These salts are to be thoroughly mixed and the mixture used in the proportion of 1:2000, 1:1000, 1:500 parts of water. To the solutions when ready for use a drop or two of a solution of some iron-salt, or a decigram of ferric phosphate, must be added.

**Thaumatrophy** (*thaw-mat'-ro-pe*) [*θαῦμα*, wonder; *τροπή*, change]. The extraordinary transformation of one organ or part into another.

**Thea** (*the'-ah*). A former genus of plants now included as a section under *Camellia*. See *Tea*. *T. nigra*, black tea, is less pungent and less fragrant than green tea and is made from leaves that have undergone fermentation and are then slowly dried. *T. viridis*, green tea,

is prepared from leaves that have been dried quickly, having undergone no fermentation. The poorer grades are frequently colored with gypsum, Prussian blue, etc.

**Thebain** (*the'-ba-in*) [*Θηβαι*, Thebes],  $C_{19}H_{21}NO_3$ . Called also *paramorphin*—a poisonous alkaloid found in opium, consisting of silvery plates, melting at  $193^{\circ}$  C., with an acrid taste and analogous to strychnin in its physiologic effects. It is a powerful tetanizer, exalting the activity of the cerebro-spinal centers. Unof.

**Thebaism** (*the'-ba-izm*) [*Θηβαι*, Thebes]. The condition induced by thebain or paramorphin.

**Thebesius, Foramina of.** See *Foramina*, *Table of*.

**Thebolactic Acid** (*theb-o-lak'-tik*). See *Acid*.

**Theca** (*the'-kah*) [*θήκη*, a case, box: *pl.*, *Thecæ*]. In biology, a case, sac, capsule, or sheath, as a sporangium or anther-cell. **T. cerebri**, the cranium. **T. cordis**, the pericardium. **T. vertebralis**, the investing membranes of the vertebral cord, with tubular processes to each of the spinal nerves.

**Thecal** (*the'-kal*) [*θήκη*, a case]. Pertaining to the theca. **T. Abscess**, tenosynovitis, paronychia, or whitlow.

**Thecaphore** (*the'-kaf-or*) [*θήκη*, case; *φόρος*, bear]. See *Gynophore*.

**Thecasporal** (*the'-kas-po'-ral*) [*θήκη*, case; *σπορά*, spore]. Thecasporous.

**Thecas pore** (*the'-kas-pōr*) [*θήκη*, case; *σπορά*, spore]. In biology, a spore formed in the interior of a sac-like cell; the theca or ascus; an ascospore.

**Thecasporous** (*the'-kas-po'-rus*) [*θήκη*, case; *σπορά*, spore]. Having thecaspores.

**Thecate** (*the'-kāt*) [*θήκη*, a case]. In biology, sheathed; held within a theca, or furnished with a theca.

**Theciferous** (*the-sif'-er-us*) [*θήκη*, case; *ferre*, to bear]. Bearing theca.

**Theciform** (*the'-sif-orn*) [*θήκη*, case; *forma*, form]. Resembling a theca.

**Thecitis** (*the-si'-tis*) [*θήκη*, case; *ιτις*, inflammation]. Inflammation of tendons and their sheaths, or of any fibrous sheath.

**Thecodont** (*the'-ko-dont*) [*θήκη*, case; *ὀδούς*, tooth]. Having the teeth covered or sheathed in alveoli.

**Thecostegnosis** (*the'-ko-steg-no'-sis*) [*θηκή*, sheath; *στεγνόνειν*, to contract]. The shrinking or contraction of the sheath of a tendon.

**Theden's Bandage.** See *Bandage*.

**Theic** (*the'-ik*) [*thea*, tea]. A tea-drunkard; an immoderate user of tea.

**Thein** (*the'-in*). See *Tea*.

**Theism** (*the'-izm*) [*thea*, tea]. The morbid condition due to the excessive use of tea. It is characterized by headache, palpitation of the heart, tremor, insomnia, cachexia, etc.

**Thelalgia** (*the-lal'-je-ah*) [*θηλή*, nipple; *ἄλγος*, a pain]. Pain in the nipples.

**Thelasis, Thelasmus** (*the'-as-is, the-as'-mus*) [*θήλας*, a sucking]. The act of sucking.

**Thelitis** (*the-li'-tis*) [*θηλή*, nipple; *ιτις*, inflammation]. Inflammation of the nipple.

**Thelium** (*the'-le-um*) [*θηλή*, nipple]. A papilla; also, a layer of cells.

**Theloncus** (*the-long'-kus*) [*θηλή*, nipple; *ὄγκος*, tumor]. Tumor of the nipple.

**Thelothism** (*the'-lo-thizmi*) [*θηλή*, nipple; *ὠθεῖν*, to push]. Projection of the nipple, caused by contraction of the transverse muscular fibers.

**Thelyblast** (*the'-ib-last*) [*θήλυς*, female; *βλαστός*, germ]. In biology, the female element of the bisexual nucleus (or *genoblast*) of a cell; a mother-cell. Cf. *Arsenoblast*.

**Thelycum** (*the'-ik-um*) [*θήλυς*, female: *pl.*, *Thelyca*].

In biology, a structure on the ventral surface of the perion of certain crustaceans; peculiar to the females.

**Thelygonia** (*the-li-gō'-ne-ah*). See *Nymphomania*.

**Thelymania** (*the-li-mā'-ne-ah*) [*θήλυς*, woman; *μανία*, madness]. Satyriasis.

**Thelytocus** (*the-li'-o-kus*) [*θήλυς*, female; *τεκεῖν*, to bear]. In biology, producing females only.

**Thelytoky** (*the-li'-o-ke*) [*θήλυς*, female; *τεκεῖν*, to bear, produce]. In biology, caused and conditioned by an over-supply of females.

**Thenad** (*the'-nad*) [*θέναρ*, palm]. Toward the thenal side or aspect.

**Thenal** (*the'-nal*) [*θέναρ*, the palm]. Pertaining to the palm or the sole; also, toward the palm.

**Thenar** (*the'-nar*) [*θέναρ*, palm]. The palm of the hand; also, the sole of the foot.

**Thenard's Blue.** Same as *Cobalt Blue*.

**Thenen** (*the'-nen*) [*θέναρ*, palm]. Belonging to the thenar aspect in itself.

**Theobroma** (*the-o-bro'-mah*) [*θεός*, a god; *βρώμα*, food]. A genus of sterculiaceae plants of tropical America. **T. cacao** is the cacao-plant, or chocolate-tree. See *Chocolate*, *Cacao*. **T., Ceratum**, "red lip-salve," cacao-butter, white wax, aa 35; oil of almond 30; oil of rose, to flavor, and carmin to color, aa q. s. **T., Oleum**, butter of cacao. The fixed oil of the seed of the chocolate-tree, *T. cacao*. It consists mainly of stearin with a little olein, and is demulcent, not becoming rancid. It is used in making suppositories.

**Theobromin, Theobromina** (*the-o-bro'-min, the-o-bromi'-nah*) [*θεός*, a god; *βρώμα*, food: *gen.*, *Theobrominæ*],  $C_7H_8N_4O_2$ . A feeble alkaloid obtained from *Cacao-butter*. It is a white, crystalline powder, with a bitter taste, but no odor. It is insoluble in water, alcohol, ether, chloroform, etc., when cold. It is said to have about the same effect upon the system as caffeine and thein.

**Theolin** (*the'-o-lin*). Same as *Heptane*.

**Theomania** (*the-o-mā'-ne-ah*) [*θεός*, a god; *μανία*, madness]. Religious mania; insanity in which the patient believes himself to be a divine being.

**Theomaniac** (*the-o-mā'-ne-ah*) [*θεός*, a god; *μανία*, madness]. One who is affected with theomania.

**Theopathy** (*the-op'-ath-e*) [*θεός*, a god; *πάθος*, disease]. Cure by prayer.

**Theophyllin** (*the-o-fil'-in*) [*thea*, tea, *φύλλον*, leaf],  $C_7H_8N_4O_2$ . An alkaloid discovered in tea. It is isomeric with the base obtained from cacao (theobromin) and with paraxanthin, but differs from them in its reactions.

**Theoretic, Theoretical** (*the-o-ret'-ik, the-o-ret'-ik-āl*) [*θεωρητικός*]. Based on theory; speculative.

**Theory** (*the'-o-re*) [*θεωρία*, a view]. The abstract principles of a science. Also, a reasonable supposition or assumption, generally one that is better developed and more probable than a mere hypothesis. **T., Cohnheim's** (of *Inflammation*). See *T., Samuel's*. **T., Darwin's**. See *Darwinism, Neo-Darwinism, Evolution*. **T., Fluss'** (of *Inflammation*). See *T., Landerey's*. **T., Hammarsten's**; that the coagulation of the blood is due to the decomposition of a substance called fibrinogen, which is dissolved in the blood-plasma. This decomposition is brought about by the agency of the fibrin-ferment, which is the product of the disintegration of the colorless corpuscles. The most important product of this action is the comparatively insoluble material called fibrin. **T., Lamarckian**; the doctrines based upon the teachings of the French naturalist, J. B. P. A. de Monet de Lamarck (1744-1829), who attempted to explain the progressive evolution of nature by virtue of an inherent



tendency to development and the efforts excited by change of conditions. **T., Landerer's** (*of Inflammation*); that the tension of the tissues (*Gewebspennung*) during inflammation is much lower than under normal conditions. The capillaries surrounded by these inflamed tissues are unable to withstand the pressure of the blood and, therefore, dilate. The immediate effect of this dilatation is an acceleration of the movement of the blood, which rushes in to fill the widened capillaries. But after a certain lapse of time, as the surrounding tissues lose their elasticity more and more, the blood-stream slows, thus producing the condition of the circulation typical of inflammation. (Metschnikoff.) **T., Metschnikoff's Biologic or Comparative** (*of Inflammation*); "inflammation generally must be regarded as a phagocytic reaction on the part of the organism against irritants. This reaction is carried out by the mobile phagocytes, sometimes alone, sometimes with the aid of the vascular phagocytes or of the nervous system. The essential phenomena of inflammation represent an actual struggle between the phagocytes and the irritant agent." **T., Paralytic** (*of Inflammation*); the doctrine that regards hyperemia as the most essential act in inflammation, and caused by paralysis of the vasomotor nerves. **T. of Peptogeny and Peptogenous Substances of Schiff and Corvisart**; this theory adduces the noteworthy peculiarity whereby the secretory tissues of the stomach yield gastric juice only when in contact with certain alimentary substances, because these substances furnish an indispensable element in the production of pepsin. **T., Podwysozki's** (*of Inflammation*); "inflammation is a local reaction, often beneficial, of the living tissues against the irritant substance. This reaction is chiefly produced by a phagocytic activity of the mesodermic cells. This reaction, however, may precipitate not only changes in the vascular system, but also the chemic action of the blood-plasma and tissue-fluids in liquefying and dissolving the irritant agent." **T. of Preformation**. See *Preformation and Incasement*. **T., Recapitulation**; according to which each animal in its own development repeats the history of its ancestry, "climbs up its own genealogical tree." This theory was first clearly enunciated by Fritz Müller, and has since been elaborated by many, notably by Balfour and Ernst Hæckel. **T., Rokitsansky's** (*of Inflammation*); the theory that inflammation is an abnormal process of nutrition in which, as a result of stasis, exudation takes place. The stasis is the most important factor. Its cause is to be found in the commingling and adhesion of the red cells, the condensation of the plasma by transudation of serum, and the accumulation of white cells. The exudation is explained, aside from molecular attraction, by the continued pressure under which the plasma in the area of stasis exists. **T., Roser's** (*of Inflammation*); according to this theory inflammation is a true disease, due to infection by microbes, the reparatory phenomena constituting its cure. **T., Sachs'** (*of Inflammation*); is that a single process represents a salutary reaction against some injurious influence; that regeneration, cicatrization, and the primary processes of inflammation, such as emigration and the alteration in the vessel-walls, are reparatory acts serving to counteract the damage brought about by the irritant, *i. e.*, true inflammation never occurs except where there has been a primary lesion of the tissues. This theory has been accepted and developed by Buchner and Neumann. **T., Samuel's** (*of Inflammation*); according to this theory the main factor in all inflammatory states consists in a lesion of the vessels, which are attacked by the irritating cause. The inflamed vessels, being more perme-

able, allow the fluid and corpuscular elements of the blood to flow through them in a purely passive manner. These exuded products collect in a situation where they meet with least resistance and there produce the inflammatory tumor. **T., Schimper's** (*of the Arrangement of Leaves*); according to which all relations of position are referred to a single principle. "This principle lies in the idea that growth in a stem has an upward direction in a spiral line, and that the formation of leaves is a local exaggeration of this spiral growth." (Sachs.) **T., Schwann's** (*of Inflammation*). Same as *Rokitansky's Theory*, *q. v.* **T. of Schwendener**. See *Schwendenerism*. **T., Spasmodic** (*of Inflammation*); the doctrine that hyperemia is the most essential phenomenon in inflammation, and holds it to be caused by a spasmodic contraction of the affected arteries, accompanied by an afflux of blood to the neighboring part. **T., Stricker's** (*of Inflammation*); the theory that the tissue-cells, under the influence of the inflammatory irritant, return to their former undifferentiated embryonic condition, and then rapidly proliferate, forming similar cells. **T., Virchow's Nutritional** (*of Parenchymatous Inflammation*); according to Virchow, hyperemia is but a subordinate process and entirely secondary to an increased nutritive and reproductive activity of the cells at the seat of inflammation, which gives rise to the formation of a large quantity of exudation-cells at the expense of the cells of the damaged tissue.

**Therapeia** (*ther-ap-i'-ah*). See *Therapeutics*.

**Therapeutic** (*ther-ap-u'-tik*) [*θεραπευτική*]. Pertaining to therapeutics; curative. **T. Test**, a method of diagnosis by administering certain remedies which are known to influence a given disease, *e. g.*, quinin in malaria, potassic iodid and mercury in syphilis.

**Therapeutics** (*ther-ap-u'-tik*s) [*θεραπευτική*]. That branch of medical science which considers the application of remedies as a means of cure. **T., Mediate**, medicating a child through its mother's milk. **T., Suggestive**, hypnotic suggestion in the treatment of disease.

**Therapeutist** (*ther-ap-u'-tist*) [*θεραπεύτης*, therapy]. One skilled in therapeutics.

**Therapic** (*ther-ap'-ik*) [*θεραπεύτης*, therapy]. Pertaining to therapy; therapeutic.

**Therapol** (*ther'-ap-ol*) [*θεραπέα*, cure; *oleum*, oil]. A vegetable oil containing ozone. It has been used in diphtheria.

**Therapy, Therapeia** (*ther'-ap-e*, *ther-ap-i'-ah*) [*θεραπέα*, therapy]. Therapeutics—now used chiefly as a suffix, *e. g.*, serotherapy, aërotherapeutics.

**Therg's Fistula**. See *Fistula*.

**Theriac** (*thel'-re-ak*). See *Theriaca*.

**Theriaca** (*the-ri'-ak-ah*) [*θηριακή*; *θηρίον*, beast, serpent; it was at first the name of a medicine used for snake-bite]. Treacle; molasses. The non-crystallizing residue of the juice of the cane, left after the process of evaporation. It consists of cane-sugar-solution, caramel, and various impurities. It was formerly used in pharmacy and also as the name of an antidote to the bites of venomous snakes or insects. **T. andromachi**, Venice treacle, a compound (no longer official) of some seventy or more drugs mixed with honey, and given as an antidote in cases of snake-bite.

**Theriacal** (*the-ri'-ak-al*) [*θηριακή*; *θηρίον*, best]. Having the virtues ascribed to theriaca; useful as an antidote for venomous bites.

**Theriodic** (*the-re-od'-ik*) [*θηρίον*, a wild beast]. Malignant.

**Theriodia** (*the-re-o'-mah*) [*θηρίειν*, to make or be wild: *pl.*, *Theriodmata*]. A rare name for a malignant ulcer; a tumor.

**Theriotomy** (*the-re-ot'-o-me*) [θηρίον, beast; τομή, a cut]. Zootomy; the anatomy or dissection of animals.

**Therm** [θέρμη, heat]. The amount of heat required to raise the temperature of one gram of water from 0° C. to 1° C. It is equal to 1000 calories. See *Unit*.

**Thermæ** (*thur'-mæ*) [θέρμη, heat]. Hot baths; hot springs.

**Thermæsthesia** (*thur-mes-the'-ze-ah*). See *Thermæsthesia*.

**Thermal** (*thur'-mal*) [θέρμη, heat]. Pertaining to heat. **T. Ataxia**. See *Ataxia*. **T. Springs**, warm, or hot springs.

**Thermality** (*thur-mal'-it-é*) [θέρμη, heat]. Exaggerated generation of heat, symptomatic of infection.

**Thermanesthesia** (*thur-man-es-the'-ze-ah*). See *Thermanesthesia*.

**Thermantidote** (*thur-man'-tid-ot*) [θέρμη, heat; antidote]. An apparatus for cooling the air, much used in some hot regions, as India.

**Thermasma** (*thur-maz'-mah*) [θέρμασμα]. A warm fomentation.

**Thermatology** (*thur-mat-ol'-o-jé*) [θέρμη, heat; λόγος, science]. The scientific use or understanding of the waters of thermal springs in the cure of disease.

**Thermesthesia** (*thur-mes-the'-ze-ah*) [θέρμη, heat; αίσθησις, sensation]. The sensation of heat or of the temperature of bodies.

**Thermesthesiometer** (*thur-mes-the-ze-om'-et-er*) [θέρμη, heat; αίσθησις, sensation; μέτρον, measure]. An instrument for measuring the sensibility to heat of different regions of the skin.

**Thermic** (*thur'-mik*) [θέρμη, heat]. Pertaining to heat. **T. Fever**, sunstroke; heat-fever.

**Thermifugin** (*thur-mif'-u-jin*) [θέρμη, heat; fugare, to expel],  $C_9H_8(CH_3)NCOONa$ . Sodium carbamate, recommended as an antipyretic. Unof.

**Thermo-** (*thur'-mo-*) [θέρμη, heat]. A prefix used to denote connection with or relation to heat or temperature.

**Thermo-anesthesia** (*thur-mo-an-es-the'-ze-ah*) [θέρμη, heat; ανæsthesia]. Loss of the perception of thermal impressions.

**Thermo-cautery** (*thur-mo-kaw'-ter-e*). See *Cautery*.

**Thermo-chemic** (*thur-mo-kem'-ik*) [θέρμη, heat; χημεία, chemistry]. Pertaining to thermo-chemistry.

**Thermo-chemist** (*thur-mo-kem'-ist*) [θέρμη, heat; χημεία, chemistry]. One versed in thermo-chemistry.

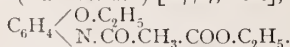
**Thermo-chemistry** (*thur-mo-kem'-is-tre*) [θέρμη, heat; χημεία, chemistry]. That branch of chemic science embracing the mutual relations of heat and chemic changes.

**Thermochroic** (*thur-mo-kro'-ik*) [θέρμη, heat; χρώς, surface]. Pertaining to a quality of certain substances that transmit some thermal radiations, but absorb or change others.

**Thermo-current** (*thur-mo-kur'-ent*) [θέρμη, heat; currere, to run]. An electric current produced by heat.

**Thermo-diffusion** (*thur-mo-dif-u'-zhun*) [θέρμη, heat; diffusion]. Diffusion of a gas by inequalities in temperature.

**Thermodin** (*thur'-mo-din*) [θέρμη, heat],



Acetyl-ethoxyphenylurethan; acetyl-ethoxyphenylcarbamate ethyl ester. A hydrocarbon that crystallizes in white needles, which are odorless and almost tasteless, melt at 86°-88° C., and are slightly soluble in water. The drug is antipyretic. The dose is from 7.5 to 10 grains. Unof.

**Thermo-electricity** (*thur-mo-e-lek-tris'-it-e*) [θέρμη, heat; ἤλεκτρον, amber]. Electricity generated by heat.

**Thermo-excitory** (*thur-mo-ek-sit'-to-re*) [θέρμη, heat; excitator, excitor]. Having the function of exciting the production of heat (opposed to *thermo-inhibitory*).

**Thermogenesis** (*thur-mo-jen'-es-is*) [θέρμη, heat; γεννᾶν, to produce]. The production of heat.

**Thermogenetic** (*thur-mo-jen-et'-ik*). Same as *Thermogenetic*.

**Thermogenic** (*thur-mo-jen'-ik*) [θέρμη, heat; γεννᾶν, to produce]. Pertaining to thermogenesis; producing heat.

**Thermogenous** (*thur-moj'-en-us*) [θέρμη, heat; γένεσις, producing]. Producing heat.

**Thermogram** (*thur'-mo-gram*) [θέρμη, heat; γράμμα, a mark]. The record of a thermograph.

**Thermograph** (*thur'-mo-graf*) [θέρμη, heat; γράφειν, to write]. Any automatic device for registering variations of temperature.

**Thermography** (*thur-mog'-ra-fe*) [θέρμη, heat; γράφειν, to write]. Writing by means of heat. The use of the thermograph.

**Thermochemia** (*thur-mo-hem'-e-ah*). See *Insolation*.

**Thermo-inhibitory** (*thur-mo-in-hib'-it-o-re*) [θέρμη, heat; inhibitory]. Having the function of inhibiting or controlling the production of heat; as thermo-inhibitory nerves or centers.

**Thermology** (*thur-mol'-o-jé*) [θέρμη, heat; λόγος, science]. A treatise on heat.

**Thermolysis** (*thur-mol'-is-is*) [θέρμη, heat; λύσις, a loosening]. The dissipation of heat. This is mainly accomplished by means of the skin and lungs. It is regulated by nervous influence.

**Thermolytic** (*thur-mo-li'-ik*) [θέρμη, heat; λύσις, a loosening]. 1. Pertaining to or promoting thermolysis. 2. An agent that promotes the discharge of heat from the body.

**Thermomagnetism** (*thur-mo-mag'-net-izm*) [θέρμη, heat; μαγνητις, magnet]. Magnetism produced by heat.

**Thermometer** (*thur-mom'-et-er*) [θέρμη, heat; μέτρον, measure]. An instrument for measuring the intensity of heat, consisting of a reservoir of mercury (or alcohol) expanding into a vacuous capillary tube, the intensity being measured by the length of the column of mercury. **T., Centigrade**, one in which the freezing-point is at 0° and the boiling-point at 100°. **T., Clinical**, a thin-bulbed, self-registering thermometer for ascertaining the bodily temperature. **T., Fahrenheit**, one in which the interval between freezing and boiling is divided into 180 equal parts, each called a degree, the zero-point being 32 degrees or divisions below the freezing of water. **T., Reaumur**, one in which the freezing-point is 0°, and the boiling-point 80°. To convert the registration of one thermometer into that of another the following formulæ are useful:—

Let $F$ = No. of degrees Fahrenheit.	
" $C$ = " " Centigrade.	
" $R$ = " " Reaumur.	

Then to convert

$$\frac{5(F-32)}{9} = C.$$

$$\frac{4(F-32)}{9} = R.$$

Cent. into Fahr.

$$\frac{9C}{5} + 32 = F.$$

Reaum. into Fahr.

$$\frac{9R}{4} + 32 = F.$$

**T., Surface**, a thermometer for registering the surface temperature of any portion of the body. See next page for *Table of Comparison of Thermometers*.



COMPARISON OF THERMOMETERS.

FAHR.	CENT.	REAU.	FAHR.	CENT.	REAU.	FAHR.	CENT.	REAU.
212	100	80	122	50	40	32	0	0
210	98.9	79.1	120	48.9	39.1	30	-1.1	-0.9
208	97.8	78.2	118	47.8	38.2	28	-2.2	-1.8
206	96.7	77.3	116	46.7	37.3	26	-3.3	-2.7
204	95.6	76.4	114	45.6	36.4	24	-4.4	-3.6
202	94.4	75.6	112	44.4	35.6	22	-5.6	-4.4
200	93.3	74.7	110	43.3	34.7	20	-6.7	-5.3
198	92.2	73.8	108	42.2	33.8	18	-7.8	-6.2
196	91.1	72.9	106	41.1	32.9	16	-8.9	-7.1
194	90	72	104	40	32	14	-10	-8
192	88.9	71.1	102	38.9	31.1	12	-11.1	-8.9
190	87.8	70.2	100	37.8	30.2	10	-12.2	-9.8
188	86.7	69.3	98	36.7	29.3	8	-13.3	-10.7
186	85.6	68.4	96	35.6	28.4	6	-14.4	-11.6
184	84.4	67.6	94	34.4	27.6	4	-15.6	-12.4
182	83.3	66.7	92	33.3	26.7	2	-16.7	-13.3
180	82.2	65.8	90	32.2	25.8	0	-17.8	-14.2
178	81.1	64.9	88	31.1	24.9	-2	-18.9	-15.1
176	80	64	86	30	24	-4	-20	-16
174	78.9	63.1	84	28.9	23.1	-6	-21.1	-16.9
172	77.8	62.2	82	27.8	22.2	-8	-22.2	-17.8
170	76.7	61.3	80	26.7	21.3	-10	-23.3	-18.7
168	75.6	60.4	78	25.6	20.4	-12	-24.4	-19.6
166	74.4	59.6	76	24.4	19.6	-14	-25.6	-20.4
164	73.3	58.7	74	23.3	18.7	-16	-26.7	-21.3
162	72.2	57.8	72	22.2	17.8	-18	-27.8	-22.2
160	71.1	56.9	70	21.1	16.9	-20	-28.9	-23.1
158	70	56	68	20	16	-22	-30	-24
156	68.9	55.1	66	18.9	15.1	-24	-31.1	-24.9
154	67.8	54.2	64	17.8	14.2	-26	-32.2	-25.8
152	66.7	53.3	62	16.7	13.3	-28	-33.3	-26.7
150	65.6	52.4	60	15.6	12.4	-30	-34.4	-27.6
148	64.4	51.6	58	14.4	11.6	-32	-35.6	-28.4
146	63.3	50.7	56	13.3	10.7	-34	-36.7	-29.3
144	62.2	49.8	54	12.2	9.8	-36	-37.8	-30.2
142	61.1	48.9	52	11.1	8.9	-38	-38.9	-31.1
140	60	48	50	10	8	-40	-40	-32
138	58.9	47.1	48	8.9	7.1	-42	-41.1	-32.9
136	57.8	46.2	46	7.8	6.2	-44	-42.2	-33.8
134	56.7	45.3	44	6.7	5.3	-46	-43.3	-34.7
132	55.6	44.4	42	5.6	4.4	-48	-44.4	-35.6
130	54.4	43.6	40	4.4	3.6	-50	-45.6	-36.4
128	53.3	42.7	38	3.3	2.7	-52	-46.7	-37.3
126	52.2	41.8	36	2.2	1.8	-54	-47.8	-38.2
124	51.1	40.9	34	1.1	0.9	-56	-48.9	-39.1

**Thermometric** (*thur-mo-met'-rik*) [θέρμη, heat; μέτρον, measure]. Pertaining to the thermometer or to thermometry.

**Thermometry** (*thur-mom'-et-re*) [θέρμη, heat; μέτρον, measure]. The scientific use of the thermometer, and the facts and theories relating thereto.

**Thermanesthesia** (*thur-mo-nan-es-the'-ze-ah*). See *Thermo-anesthesia*.

**Thermoneurosis** (*thur-mo-nu-ro'-sis*) [θέρμη, heat; νεύρον, nerve]. Pyrexia of vasomotor origin.

**Thermopalpation** (*thur-mo-pal-pa'-shun*) [θέρμη, heat; *palpare*, to palpate]. Palpation of the surface of the body with a view to the determination of variations of temperature, and the diagnosis of local or visceral inflammations.

**Thermophagy** (*thur-moff'-aj-e*) [θέρμη, heat; φαγεῖν, to eat]. The habit of swallowing very hot food.

**Thermoplegia** (*ther-mo-ple'-je-ah*) [θέρμη, heat; πληγή, a stroke]. Insolation; heat-stroke.

**Thermopolypnea** (*thur-mo-pol-ip-ne'-ah*) [θέρμη, heat; πολύς, many; πνεῖν, to breathe]. Rapid respiration due to high temperature.

**Thermoposia** (*thur-mo-po'-ze-ah*) [θέρμη, heat; πόσις, a drinking]. The practice of swallowing excessively hot drinks.

**Thermo-regulator** (*thur-mo-reg'-ū-la-tor*). See *Thermostat*.

**Thermoscope** (*thur'-mo-skōp*) [θέρμη, heat; σκοπεῖν, to view]. An instrument for measuring minute differences of temperature without registering the degree or amount of heat.

**Thermostat** (*thur'-mo-stat*) [θέρμη, heat; στατός, standing]. Any automatic device for regulating and maintaining a constant temperature.

**Thermosteresis** (*thur-mo-ster-e'-sis*) [θέρμη, heat; στέρησις, deprivation]. Depriving of heat.

**Thermosystaltic** (*thur-mo-sis-tal'-tik*) [θέρμη, heat; συστέλλειν, to contract]. Muscular contraction due to heat.

**Thermotactic** (*thur-mo-tak'-tik*) [θέρμη, heat; τάσσειν, to regulate]. Regulating the heat of the body; as a thermotactic center.

**Thermotaxis** (*thur-mo-taks'-ik*) [θέρμη, heat; τάξις, arrangement]. Pertaining to regulation of the temperature of the body; thermotactic.

**Thermotaxis** (*thur-mo-taks'-is*) [θέρμη, heat; τάξις, arrangement]. The regulation and correlation of heat-production and heat-dissipation.

**Thermoterion** (*ther-mo-te'-re-on*) [θερμότης, heat]. An apparatus for keeping food warm, consisting in a glass case surrounded by a hot water chamber and an air-space to prevent the radiation of heat.

**Thermotherapy** (*thur-mo-ther'-ap-e*) [θέρμη, heat; θεραπεία, cure]. The treatment of disease by heat.

**Thermotoxin** (*thur-mo-tox'-in*) [θέρμη, heat; τοξικόν, poison]. A poison produced by heat in the body.

**Thermotropism** (*thur-mot'-ro-pizm*) [θέρμη, heat; τρόπος, a turn]. In biology, that property possessed by some organs of bending toward or away from a source of heat.

**Theromorpha** (*thur-o-mōr'-fe-ah*) [θήρ, a beast; μορφή, form]. A monstrosity resembling a lower animal.

**Theromorphism** (*thur-o-mōr'-fizm*) [θήρ, beast; μορφή, form]. Apparent reversion, in a human subject, to an animal form of lower type.

**Thesis** (*the'-sis*) [θέσις, a proposition]. A dissertation. Usually, the essay presented by an undergraduate at the time of his candidature for a degree.

**Thesocyte** (*thes'-o-sīt*) [θες, from τίθημι, to lay up; κυτός, cell]. One of certain reserve cells found in several sponges.

**Thetismus** (*the-tis'-mus*). Synonym of *Lisping*.

**Thevetia** (*the-vel'-she-ah*) [after André *Thevet*, a French monk and traveler]. A genus of tropical apocynaceous shrubs and trees. *T. iccōli* and *T. nerifolia*, of tropical America, and Asia, are poisonous, febrile, and emeto-cathartic. Unof.

**Thevetin** (*thev'-et-in*) [after André *Thevet*, a French monk and traveler]. A poisonous glucosid from certain species of *Thevetia*.

**Thiazole** (*thi'-az-ōl*), C<sub>3</sub>H<sub>3</sub>NS. A substance produced by exchanging hydrogen for the amido-group in amidothiazole. It is a colorless liquid, boiling at 117° C.; it closely resembles pyridin.

**Thick Wind**. A colloquial term for impeded respiration in the horse, somewhat louder and less free than normal breathing.

**Thiersch's Method of Skin-grafting**. The part to be grafted is made aseptic and then washed with a salt-solution (6 : 1000). The granulations are removed with a sharp curet; the bleeding surface is covered with protective and compressed, to check all bleeding. From a portion of the arm or leg, free from fat and previously sterilized, broad strips of the upper layers of the skin are removed by a to-and-fro movement of a razor continually flooded with salt-solution. These grafts are then placed upon the prepared surface, covering it completely. Lattice-work protective strips are applied, then a compress moist with salt-solution, the whole being covered with protective and dry cotton and bandaged. An antiseptic dressing should be placed upon the surface from which the grafts were removed.

**Thigh** (*thi*) [ME., *thigh*, thigh]. The femur. The part of the lower limb extending from the pelvis to the knee. **T.-bone**, the femur or *os femoris*. **T.-joint**, the hip-joint; the articulation between the innominate bone and the femur.

**Thilamin** (*thil'-an-in*), a sulphuretted lanolin designed to replace ichthyol and thiol in the treatment of itching skin-diseases.

**Thillaye's Bandage**. See *Bandage*.

**Thimbleweed** (*thim'-bl-wed*). The herb *Rubecia lanciniata*; diuretic and tonic. It has balsamic properties. Dose of the fld. ext.  $\text{m}\text{xv}-\text{zj}$ . Unof.

**Thin** [ME., *thinne*, thin]. Slender; meager; lean; spare.

**Thio-** (*thi'-o-*) [*θειον*, sulphur]. A prefix denoting the presence of sulphur, or a sulphur radicle.

**Thio-acetals** (*thi-o-as'-et-als*). See *Mercaptals*.

**Thio-acid** (*thi'-o-as'-id*). One of the acids derived from others by the substitution of sulphur for oxygen, generally but not always in the hydroxyl group. They are liquids of disagreeable odor, less soluble in water and possessing a lower boiling-temperature than the corresponding oxygen acids.

**Thio-alcohols** (*thi-o-al'-ko-hols*). See *Mercaptans*.

**Thiocamph** (*thi'-o-kamf*) [*θειον*, sulphur, *camphor*]. A fluid disinfectant, used for fumigation. It is formed by the action of sulphurous acid on camphor and is used in the strength of one ounce to a pint or quart. Unof.

**Thio-ethers** (*thi'-o-e'-ther*). See *Alkyl-sulphids*.

**Thiol** (*thi'-ol*) [*θειον*, sulphur]. German *Ichthyol*; prepared from gas-oil by heating with sulphur. It occurs in two forms, the *dry* and the *liquid*. It has

been used largely in gynecic practice. Dose of *dry* thiol, gr. ij-x. Unof.

**Thionin** (*thi'-o-nin*). Same as *Lauth's Violet*.

**Thiophen**, **Thiophene** (*thi'-o-fen*, *thi'-o-fen*) [*θειον*, sulphur],  $\text{C}_4\text{H}_4\text{S}$ . A hydrocarbon of the aromatic series; a colorless, limpid oil, of faint odor, and miscible with water in all proportions. The sodium salt,  $\text{C}_4\text{H}_3\text{CNaS}_2$ , is a white powder, precipitated in the form of scales; it contains 33 per cent. of sulphur and has a disagreeable odor. It is used in a 5-10 per cent. ointment in prurigo. The biniodid,  $\text{C}_4\text{H}_2\text{I}_2\text{S}$ , has been used as a substitute for iodoform. It crystallizes in beautiful plates, insoluble in water, but very soluble in ether, alcohol, and chloroform. Its odor is characteristic, but not disagreeable. It is a vigorous disinfectant and deodorant, superior to iodoform. Unof. **T., diiodid**, has been recommended as an antiseptic.

**Thiophen Iodid** (*thi-o-fen-i'-o-did*). Iodothiophen, a halogen compound of thiophen, a substance obtained from benzene. The experiments of Spiegler have shown it to be an antiseptic possessing varying degrees of power in retarding the development of bacteria in culture-media. It is preferable to iodoform in having a faint, agreeable, aromatic odor.

**Thiophenol** (*thi-o-fen'-ol*) [*θειον*, sulphur; *phenyl*],  $\text{C}_6\text{H}_5\text{SH}$ . *Phenylmercaptan*; obtained by the action of phosphorus pentasulphid on phenol. It is a mobile, ill-smelling liquid, boiling at  $168^\circ\text{C}$ .; its specific gravity at  $14^\circ\text{C}$ . is 1.078; it dissolves readily in alcohol and ether.

**Thiophene** (*thi-of'-ten*) [*θειον*, sulphur],  $\text{C}_6\text{H}_4\text{S}_2$ . A substance produced when citric acid is heated with phosphorus pentasulphid. It is an oil, boiling at  $225^\circ\text{C}$ .

**Thioresorcin** (*thi-o-rez-or'-sin*) [*θειον*, sulphur; *resorcin*],  $\text{C}_6\text{H}_4(\text{SH})_2$ . Bisulphhydrate of phenyl. It possesses the therapeutic properties of iodoform, and is harmless and odorless. It is used either as a powder or as an ointment,  $\text{ss}-\text{j}$  in  $\text{ss}$  of lard. Unof.

**Thiosinamin** (*thi-o-sin'-am-in*) [*θειον*, sulphur; *sinapis*, mustard],  $\text{C}_4\text{H}_4\text{N}_2\text{S}$ . A body prepared from allyl, mustard-oil, alcohol, or ammonia. It is useful in cutaneous affections, lupus, glandular enlargements, night-sweats. It is used by hypodermic injection in doses of from 3 to 30 minims of a 15 per cent. alcoholic solution. Unof.

**Thiourea** (*thi-o-u-re'-ah*) [*θειον*, sulphur; *ουρον*, urine],  $\text{CS}(\text{NH}_2)_2$ . *Sulphocarbamid*; a substance obtained from urea. It crystallizes in fine, silky needles or in thick, rhombic prisms, which dissolve easily in water and in alcohol, but with difficulty in ether. They possess a bitter taste and have a neutral reaction. They melt at  $169^\circ\text{C}$ . and decompose at higher temperatures.

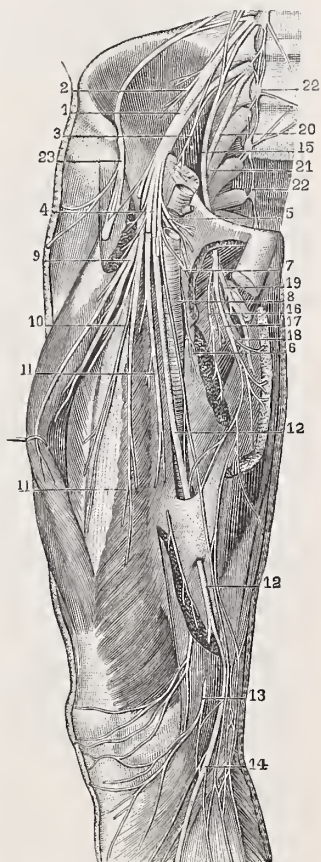
**Thiourethane** (*thi-o-u'-re-than*) [*θειον*, sulphur; *ουρον*, urine]. Any one of the crystalline esters of sulphocarbamic acid.

**Thioxanthone** (*thi-o-zan'-thon*) [*θειον*, sulphur; *ξανθος*, yellow],  $\text{C}_{13}\text{H}_8\text{SO}$ . A substance produced in the condensation of diphenyl-sulphido-carboxylic acid effected by  $\text{H}_2\text{SO}_4$ . It consists of yellow needles that become colorless upon distillation; it melts at  $207^\circ\text{C}$ . and boils at  $372^\circ\text{C}$ .

**Third** (*thurd*) [ME., *thirde*, third]. Next after the second. **T. Eye**. See *Pineal Eye*. **T. Intention**. See *Healing*. **T. Tonsil**. See *Luschka's Tonsils*. **T. Ventricle**. See *Ventricle*.

**Thirst** (*thurst*) [ME., *thurst*]. The state manifested by a desire for drink. It is marked by dryness of the mouth and fauces, together with constriction of the pharynx and esophagus. See *Dipsosis* and *Polydipsia*. **T.-cure**. See *Schrotli's Cure*.

**Thistle**, **Barnaby's**. See *Centaurea*.



MUSCULAR NERVES OF THE ANTERO-INTERNAL ASPECT OF THE THIGH.

1. Anterior crural nerve. 2. Branches to iliacus muscle. 3. Branch to inner part of psoas. 4. Large cutaneous branch. 5, 6. Muscular filaments of small musculo-cutaneous branch. 7. Cutaneous branches. 8. Deep, or anastomotic filament of internal cutaneous branch. 9. Branches to rectus femoris. 10. Branches to vastus externus. 11, 11. Branches to vastus internus. 12, 12. Internal saphenous nerve. 13. Its patellar branch. 14. Vertical, or tibial branch. 15. Obturator nerve. 16. Branch to adductor longus. 17. Branch to adductor brevis. 18. Branch to gracilis. 19. Branch to adductor magnus. 20. Lumbo-sacral trunk. 21. Union of this trunk and the first sacral nerve. 22, 22. Lumbar and sacral portions of sympathetic. 23. External inguino-cutaneous branch.



**Thiuret** (*thi'-u-ret*) [*θειον*, sulphur],  $C_8H_4N_2S_2$ . An antiseptic which readily yields its sulphur in a nascent condition. On this property depends its antiseptic action. It is a crystalline powder, practically insoluble in water, and is best used in combination as the borate, or perhaps best as the parasulphophenate.

**Thlipsencephalon** (*thlip-sen-sef'-al-on*). See *Thlipsencephalus*.

**Thlipsencephalus** (*thlip-sen-sef'-al-us*) [*θλιψις*, pressure; *ἐγκέφαλος*, brain]. A variety of single autotistic monsters of the species pseudencephalus, in which there is extensive exposure of the base of the skull from non-development of the occipital bone and even of the upper vertebrae.

**Thlipsis** (*thlip'-sis*) [*θλιψις*, pressure]. Compression, especially of blood-vessels.

**Thoka-Losi** (*tho-kah-lo'-se*). An Australian and Fijian form of mutilation, consisting in the incision of the urethra at the membranous portion. The object is supposed to be a superstitious method of treating rheumatism and sundry fevers. Another similar method of mutilation for supposed similar reasons is called **Targangalengale**, incision of the urethra from the meatus to the frenum. Similar mutilations are practised by some of the Arabs and by certain African tribes.

**Thomas's Decalcifying Solution**. See under *Stains*, *Table of*. **T.'s Operation**. See *Cesarean Operation*.

**Thompson's Line**. See *Lines*, *Table of*. **T.'s Sounds**. Graduated metal bougies, employed to dilate urethral strictures in the male.

**Thomsen's Disease**. *Myotonia congenita*; a disease commonly congenital and occurring in families, and characterized by tonic spasm or rigidity of the muscles, coming on when they are first put in action after a period of rest. As the muscles are used the stiffness gradually wears off. The disease usually appears first in childhood at about the age of eight or nine years. The etiology is obscure; the duration indefinite. No treatment is of any avail. The *Myotonic Reaction* is characterized as follows: The contraction of the muscles upon mechanical stimulation of the motor nerves is normal. Mechanical stimulation of the muscles easily induces contraction lasting from five to thirty seconds. The galvanic current applied to the muscle shows that opening contractions are very difficult to obtain, that the closing contractions are of very long duration, and that upon stable application well-formed, wave-like contractions may be seen to pass from the kathode to the anode. The reflexes are normal. See *Diseases*, *Table of*.

**Thomsonianism** (*tom-so'-ne-an-izm*) [after Dr. Samuel Thomson]. A form of empiric medicine introduced by one Samuel Thomson (1769-1843) of Massachusetts. Sweating, lobelia, and capsicum were the principle curative agents relied upon in this school.

**Thoëid** (*tho'-oid*) [*θώς*, a beast of prey of the wolf kind; *είδος*, form]. In biology, lupine, resembling or related to a wolf.

**Thoracaorta** (*tho-rak-a-or'-tah*) [*θώραξ*, thorax; *ἀορτή*, aorta]. The thoracic aorta.

**Thoracentesis** (*tho-ras-en-te'-sis*) [*θώραξ*, chest; *κέντησις*, a piercing]. The piercing of the thorax for the removal of any abnormal collection of matter.

**Thoracetrone** (*tho-ras-el'-tron*) [*θώραξ*, thorax; *ἥτρον*, the abdomen: *pl.*, *Thoracetra*]. In biology, the second division of the body of the king-crab (*Limulus*). Cf. *Cephalotrone*, *Pleon*.

**Thoracic** (*tho-ras'-ik*) [*θώραξ*, thorax]. Pertaining to the chest or thorax, and also to certain of its organs. **T. Aorta**. See *Arteries*, *Table of*. **T. Choke**, in the

horse, the lodgment of a foreign body in the thoracic portion of the esophagus. **T. Duct**. See *Duct*. **T. Index**. See *Index*. **T. Nerve**. See *Nerves*, *Table of*.

**Thoracic-abdominal** (*tho-ras'-ik-o-ab-dom'-i-nal*) [*θώραξ*, thorax; *abdomen*, abdomen]. Pertaining to the thorax and the abdomen.

**Thoracic-lumbar** (*tho-ras'-ik-o-lum'-bar*) [*θώραξ*, thorax; *lumbus*, the loin]. Pertaining to the thoracic and lumbar regions.

**Thoraciform** (*tho-ras'-if-orm*) [*θώραξ*, thorax; *forma*, form]. Shaped like a thorax, as the mesonotum.

**Thoracispinal** (*tho-ras'-is-pi'-nal*) [*θώραξ*, thorax; *spina*, spine]. Relating to the thoracic portion of the spinal column.

**Thoracentesis** (*tho-rak-o-sen-te'-sis*). See *Thoracentesis*.

**Thoracocyllosis** (*tho-rak-o-sil-o'-sis*) [*θώραξ*, thorax; *κύλλωσις*, curvation]. Deformity of the thorax.

**Thoracocymechos** (*tho-rak-o-sim-ek'-os*) [*θώραξ*, thorax; *κύμα*, a wave; *ἦχος*, a sound]. A splashing sound heard in the chest on succussion.

**Thoracodidymus** (*tho-rak-o-did'-im-us*) [*θώραξ*, chest; *δίδυμος*, double]. A double monster joined by the thoraces.

**Thoracodynia** (*tho-rak-o-din'-e-ah*) [*θώραξ*, thorax; *δύνη*, pain]. Pain in the chest.

**Thoracometer** (*tho-rak-on'-et-er*) [*θώραξ*, thorax; *μέτρον*, a measure]. A stethometer, an instrument for measuring the movements of the walls of the chest.

**Thoracomyodynia** (*tho-rak-o-mi-o-din'-e-ah*) [*θώραξ*, thorax; *μύς*, muscle; *δύνη*, pain]. Pain in the muscles of the chest.

**Thoracopagus** (*tho-rak-op'-og-us*) [*θώραξ*, thorax; *πυγνῆναι*, to join]. A double monster with portions of the thorax or abdomen coalescent. **T. tribrachius**, with two of the upper limbs coalescent. **T. tripus**, with two of the lower limbs coalescent. **Prosopothoracopagus**, with the heads, breasts, and bellies coalescent; it is also called *Cephalothoracopagus*, or *Syncephalus*.

**Thoracopathia** (*tho-rak-o-pa'-the-ah*) [*θώραξ*, thorax; *πάθος*, disease]. A disease of the thorax.

**Thoracoplasty** (*tho-rak'-o-plas-te*) [*θώραξ*, thorax; *πλάσσειν*, to form]. Plastic operation upon the thorax.

**Thoracopneumoplasty** (*tho-rak-o-nu'-mo-plas-te*) [*θώραξ*, thorax; *πνεῦμον*, lung; *πλάσσειν*, to form]. Plastic operation upon the lung and chest.

**Thoracoscopy** (*tho-rak-os'-ko-pe*) [*θώραξ*, thorax; *σκοπεῖν*, to examine]. Examination of the chest for diagnostic purposes, especially by the stethoscope.

**Thoracostenosis** (*tho-rak-o-sten-o'-sis*) [*θώραξ*, thorax; *stenosis*]. Contraction or coarctation of the chest.

**Thoracotheca** (*tho-rak-o-the'-kah*) [*θώραξ*, the thorax; *θήκη*, a case: *pl.*, *Thoracotheca*]. In biology, that portion of the pupa-case which covers the thoracic region of the pupa.

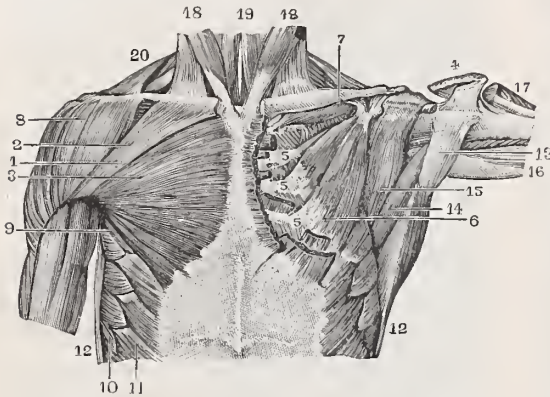
**Thoracotomy** (*tho-rak-o'-o-me*) [*θώραξ*, thorax; *τέμνειν*, to cut]. Incision of the thorax. The same as *Thoracentesis*.

**Thoracotromus** (*tho-rak-o'-ro-mus*) [*θώραξ*, thorax; *τρόμος*, tremor]. Tremor, or thrill, of the chest, or chest-wall.

**Thoradelphus** (*tho-rad-el'-fus*) [*θώραξ*, thorax; *ἀδελφός*, brother]. A monocephalic dual monstrosity with the bodies united above the umbilicus, and with four lower and two upper extremities.

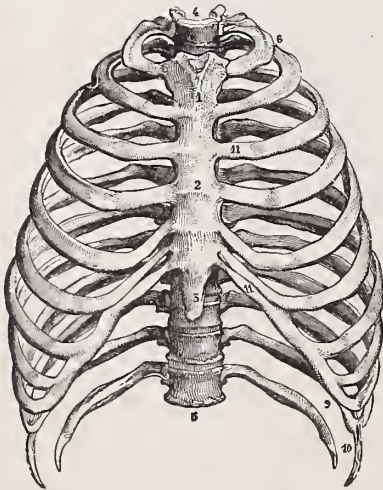
**Thorax** (*tho'-raks*) [*θώραξ*]. The chest, or the conic framework of bones and soft tissues, is bounded by the diaphragm below, the ribs and sternum in front, the ribs and corresponding portion of the vertebral column

behind and above by the structures in the lower part of the neck; it contains the heart inclosed in the pericardium and the lungs invested by the pleura, etc. **T.**, Regions of. See *Regions*.



MUSCLES OF VENTRAL ASPECT OF THORAX.

1. Pectoralis major. 2. Its clavicular portion. 3. Its sterno-costal portion. 4. Its humeral attachment, divided and displaced upward. 5, 5. Its fasciculi of attachment to ribs. 6. Pectoralis minor. 7. Subclavius. 8. Deltoid. 9. Inferior border of pectoralis minor. 10. Digitations of serratus magnus. 11. Corresponding digitations of the external oblique. 12, 12. Ventral border of latissimus dorsi. 13. Its tendon of attachment to humerus. 14. Teres major. 15. Subscapularis. 16. Long head of triceps. 17. Lower portion of deltoid. 18. Sterno-mastoid. 19. Lower portion of sterno-hyoid. 20. Trapezius.



THORAX, ANTERIOR VIEW.

1. Manubrium sterni. 2. Gladiolus. 3. Ensiform cartilage of xiphoid appendix. 4. Circumference of apex of thorax. 5. Circumference of base. 6. 1st rib. 7. 2d rib. 8, 8. 3d, 4th, 5th, 6th and 7th ribs. 9. 8th, 9th and 10th ribs. 10. 11th and 12th ribs. 11, 11. Costal cartilages.

**Thorium** (*tho'-re-um*) [Icel., *Thörr*]. A rare metal discovered by Berzelius in 1828; symbol Th, at. wt. 231.9. It is chemically related to tin. Its medicinal qualities are unknown. See *Elements*, Table of.

**Thorn** [ME., *thorn*, thorn]. A sharp excrescence on a plant. **T.-apple**. See *Datura* and *Stramonium*. **T.-apple Crystals**. See *Hedgehog Crystals*. **T.-headed Worms**. See *Acanthocephala*. See under *Parasites (Animal)*, Table of.

**Thorncliffe Disinfectant**. See *Izal*.

**Thornwaldt's Bursitis, or Disease**. *Thornwaldtitis*. A form of naso-laryngeal stenosis associated with the abnormal formation of a cyst-like cavity in the midst of the pharyngeal gland, containing pus or mucus. See *Diseases*, Table of.

**Thorough** (*thur'-o*) [ME., *thorou*, through]. Through, complete. **T.-joint**. Same as *Arthro-dia* or *Diarthrosis*. **T.-pin**, a swelling in the hollow of the hock of the horse, on both inner and outer aspects, caused by distention of the synovial sheath of the flexor perforans pedis tendon. **T.-wort**. See *Eupatorium*.

**Thorter-ill** (*thor'-ter-il*). Same as *Louping-ill*, *q. v.* **Thought-transference**. See *Telepathy*.

**Thread** (*thred*) [ME., *threed*, thread]. The spun and twisted fibers of cotton, linen, or silk. The last, uncolored, is preferable for sutures. **Ts.**, Mycelial, the hyphae of the mycelium. **Ts.**, Nuclear, chromatin fibrils of the cell-nucleus. **T.-worm**, applied loosely to any nematode worm, also specifically to *Oxyuris vermicularis*. See under *Parasites (Animal)*, Table of.

**Thready** (*thred'-e*) [ME., *threed*, thread]. Like a thread. See *Pulse*.

**Thremmatology** (*threm-at-ol'-o-je*) [θρέμμα, a nursing; λόγος, science]. In biology, experimental or artificial evolution.

**Threpsology** (*threp-sol'-o-je*) [θρέψις, nutrition; λόγος, treatise]. The sum of knowledge regarding the nature and processes of nutrition. The science of trophic phenomena and conditions.

**Threshold** (*thresh'-old*) [ME., *threshold*, threshold]. The limit of perceptibility of a stimulus. See *Schwelle*, also *Fechner's Law*.

**Thridacium** (*thri-da'-se-um*) [θρίδαξ, lettuce]. The expressed and inspissated juice of the lettuce; a variety of lactucarium.

**Thrift** [ME., *thrift*, thrift]. A plumbagineous plant, *Armeria vulgaris*, native of both continents. The flowers are diuretic. Unof.

**Thrill** (*thrill*) [ME., *throllen*, to thrill]. Fremitus. A sort of quiver or shiver of the arteries or other organs in certain cases of cardiac disease, aneurysm, or other arterial disease. Varieties are purring thrill, *q. v.*, and hydatid thrill, obtained over a hydatid cyst.

**Throat** (*throt*) [ME., *throte*, throat]. A term for the fauces, pharynx, larynx, etc.; the ventral part of the neck; jugulum. In biology, the opening or gorge of a monopetalous corolla, where the border and the tube join, and a little below. See *Faux*. **T.-cough**, a cough due to irritation of the pharynx apart from diseases of the respiratory tract, as from an elongated uvula. **T.-mirror**. See *Laryngeal Mirror*. **T.-wort**, the genera *Trachelium* and *Liatris*; also species of *Campanula*, the *Digitalis purpurea* and *Scrophularia nodosa*.

**Throaty** (*throt'-e*) [ME., *throte*, throat]. Having a peculiar guttural sound, as a throaty voice.

**Throb** (*throb*) [ME., *throbben*, to throb]. A pulsation or beat.

**Throbbing** (*throb'-ing*) [ME., *throbben*, to throb]. A rhythmic beating, as in an inflamed part. **T. Aorta**, a characteristic symptom of hysteria and neurasthenia; it is an epigastric pulsation, often very forcible and suggesting abdominal aneurysm.

**Thrombin** (*throm'-bin*) [θρόμβος, thrombus]. Fibrin-ferment.

**Thrombo-arteritis** (*throm'-bo-ar-ter-i'-tis*) [θρόμβος, thrombus; αἰρετία, artery; σις, inflammation]. Acute arteritis with thrombosis. Either process may be primary.



**Thrombogen** (*throm'-bo-jen*) [*θρόμβος*, a clot; *γενῆναι*, to produce]. In biology, producing or giving rise to clots.

**Thrombogenic** (*throm-bo-jen'-ik*) [*θρόμβος*, thrombus; *γενῆναι*, to produce]. Producing thrombi. **T. Enzyme**, an unorganized ferment having power to form a curd, clot, or coagulum by enzymosis or hydrolysis; *e. g.* rennet (Armstrong).

**Thromboid** (*throm'-boid*) [*θρόμβος*, thrombus; *εἶδος*, like]. Resembling or having the nature of a thrombus.

**Thrombolymphangitis** (*throm-bo-lim-fan-jit'-tis*) [*θρόμβος*, thrombus; *lymphā*, lymph; *ιτις*, inflammation]. Lymphangitis, with thrombosis.

**Thrombophlebitis** (*throm-bo-fle-bit'-tis*) [*θρόμβος*, thrombus; *φλέψ*, vein; *ιτις*, inflammation]. Phlebitis with thrombosis.

**Thrombosis** (*throm-bo'-sis*) [*θρόμβος*, thrombus]. The formation of a thrombus. **T., Cardiac**, thrombosis of the heart. **T., Marantic**. See *Marantic*. **T., Puerperal Venous**, puerperal thrombosis of the uterine veins.

**Thrombotic** (*throm-bot'-ik*) [*θρόμβος*, thrombus]. Pertaining to or of the nature of thrombosis.

**Thrombus** (*throm'-bus*) [*θρόμβος*, clot; *pl.*, *Thrombi*]. A clot of blood formed within the heart or blood-vessels, due usually to some impediment to the circulation or to alteration of the blood or vessel-walls. See *Embolus*. **T., Ante-mortem**, the white thrombi in the heart and large vessels formed before death. **T., Ball**, a small or large, rounded, ante-mortem clot found in the heart, especially in the auricles. **T., Currant-jelly**, a soft, reddish, post-mortem clot. **T., Lateral**, a clot attached to the vessel-wall, and not obstructing the lumen completely. **T., Obstructing**, one completely obstructing the lumen of the vessel. **T., Progressive**, one that grows into the lumen of the vessel. **T., Stratified**, one in which there are successive layers of fibrinous deposit and of varying color. **T., White**. See *T., Ante-mortem*.

**Throttle** (*throt'-l*) [*ME., throtel*, throat; *throtten*, to choke]. 1. The throat. 2. To choke; to suffocate.

**Through Illumination**. See *Voltolini's Method*.

**Thrush** [*ME., thrushe*, thrush]. 1. Mycotic stomatitis, a form characterized by the presence of diffuse, white patches. It occurs especially in weakly children, but may affect adults depressed by some form of wasting disease. It is also called *Parasitic Stomatitis* and *Aphtha*, but the latter is more frequently reserved for a vesicular form of stomatitis. The cause is not definitely known; according to some it is the oidium or *saccharomyces albicans*. 2. A diseased condition of the frog of the horse's foot, with a foul-smelling discharge.

**Thrust-culture** (*thrust kul'-tūr*). A culture of bacteria in a solid culture-medium, inoculated by thrusting the infected oese into the sterilized gelatin; *a Stab-culture* or *Stick-culture*.

**Thuja** (*thu'-jah*) [*θμία*: *gen.*, *Thujæ*]. 1. A genus of coniferous trees, the arbor vitae. 2. The pharmacopoeial name for *T. occidentalis*, a tree of N. America, *Arbor vitæ*. The leaves and twigs are diuretic, sudorific, and stimulant. **T., Oleum**, a volatile oil of camphoraceous odor, composed of thujol and terpene. Dose  $\mathfrak{m}\text{ij}$ -v.

**Thujol** (*thu-jol*)  $\text{C}_{10}\text{H}_{16}\text{O}$ . An oily liquid, the chief constituent of *Thuja occidentalis*. It increases the blood-pressure and has antipyretic qualities.

**Thumb** (*thum*) [*ME., thoumbe*, thumb]. The first finger or toe; pollex or hallux. It differs from the other digits in having but two phalanges and in that its metacarpal bone is separately movable. **T.-method of Palpation**. See *Palpation*, *Glénard's Method* of.

**T.-pad**, a pad-like formation over the inner metacarpal bone of some batrachians.

**Thumb** (*thum*) [corruption of *thrum*]. Palpitation of the heart in the horse.

**Thumps** [origin obscure]. An affection in the horse identical with hiccough in man, due to spasmodic action of the diaphragm.

**Thunbergia** (*thun-ber'-je-ah*) [after K. P. Thunberg, 1743-1828, a Swedish botanist]. *Thunbergia fragrans*, a native plant of East India, is cultivated in the West Indies and used as an aromatic tonic.

**Thunder-struck Disease**. Synonym of *Apoplexy*.

**Thus** [*L., thus, tus*: *gen.*, *Thuris* or *Turis*]. 1. True frankincense, or olibanum. 2. Turpentine of pine-trees.

**Thymacetin** (*thi-mas'-e-tin*) [*θύμος*, thyme; *acetum*, vinegar],  $\text{C}_6\text{H}_2\text{CH}_3\text{C}_3\text{H}_7 < \begin{smallmatrix} \text{OC}_2\text{H}_5 \\ \text{NH}(\text{C}_2\text{H}_5\text{O}) \end{smallmatrix}$ . A derivative of thymol introduced as an anti-neuralgic. Dose gr.  $\text{ij}$ -xv. Unof.

**Thymasthma** (*thi-mas'-mah*). See *Thymic Asthma*.

**Thyme** (*tim*) [*θύμον*, thyme]. Thymus, a genus of plants.

**T., Oil of**. A stimulant and antiseptic oil containing thymol, chiefly used topically in veterinary practice.

**Thymelcosis** (*thi-mel'-ko'-sis*) [*θύμος*, thymus; *ἐλκος*, ulceration]. Ulceration of the thymus gland.

**Thymene** (*thi'-mēn*) [*θύμος*, thyme]. An eleopten existing in oil of thyme, along with thymol, *q. v.*

**Thymic** (*thi'-mik*) [*θύμος*, thymus]. Pertaining to the thymus gland. Also, pertaining to thyme. **T. Asthma**, *Laryngismus stridulus*, popularly known as "crowing breath," "holding the breath." It consists in a temporary suspension or difficulty of respiration from laryngeal spasm. It has been attributed to enlargement of the thymus, and also to reflex spasm; the latter is now the accepted view.

**Thymitis** (*thi-mi'-tis*) [*θύμος*, thymus; *ιτις*, inflammation]. Inflammation of the thymus gland, a rare condition.

**Thymol** (*thi'-mol*) [*θύμος*, thyme; *oleum*, oil],  $\text{C}_{10}\text{H}_{13}\text{HO}$ . A stearoptene, with active antiseptic and anesthetic properties. It exists in oil of thyme and other vegetable oils. It occurs in large, colorless plates, melting at  $44^\circ\text{C}$ . and boiling at  $230^\circ\text{C}$ . It has a thyme-like odor and is slightly soluble in water, but readily soluble in alcohol. It forms thymates with metallic bases. It is used chiefly as an antiseptic, and is as efficient as and more agreeable than carbolic acid. Dose gr. ss-ij. **T.-gauze**, contains 1 per cent. of thymol. **T.-inhalation**, thymol gr. xx, alcohol  $\mathfrak{z}\text{ij}$ , magnesium carbonate gr. x, water ad  $\mathfrak{z}\text{ij}$ ; add a teaspoonful to a pint of water. **T.-solution**, for spraying, 1:1000.

**T., Ung.**, contains gr. v to  $\mathfrak{z}\text{j}$ .

**Volkmann's Thymol-solution**, thymol 1, alcohol 20, glycerin 20; dissolve and add to water 1000. It is used as a spray and antiseptic lotion; it does not produce eczema, as carbolic lotions do.

**Thymopathia** (*thi-mo-pa'-the-ah*) [*θύμός*, mind; *πάθος*, illness]. Mental disorder.

**Thymus** (*thi'-mus*) [*θύμος*, thymus: *gen.*, *Thymi*]. 1. The *T. Gland*, a body of glandular appearance situated in the anterior superior mediastinum. In fetal life it is doubtless functional, and it is probably a true lymph-gland. After the second year of life it undergoes fatty metamorpho-



ELEMENTS OF THE THYMUS GLAND.

a. Leukocytes. b. Centric corpuscles.  $\times 300$ . (From Stirling.)

sis and atrophy and in the adult is completely vestigial. See *Sweetbread*. 2. An old term for condyloma. A genus of labiate plants; thyme. **T. vulgaris** affords the official *Thymi Oleum*. **Thymi Oleum**, the volatile oil of garden thyme; it is important as a source of thymol. It has the general properties of the terpenes and mints; it is often sold as *Oil of Marjoram*, which it resembles.

**Thyro-**. See *Thyreo-*, the more correct form.

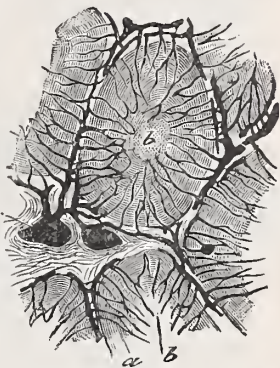
**Thyreo-** (*thi'-re-o-*) [*θυρεός*, a shield, and hence, from similarity of shape and function, the thyroid gland or cartilage]. A prefix signifying relationship to the thyroid gland. **T.-arytenoid**, pertaining conjointly to the thyroid and arytenoid cartilages. Also applied to a muscle. **T.-epiglottideus**. See *Muscles, Table of*. **T.-hyoid**, pertaining conjointly to the thyroid cartilage and the hyoid bone. Also, the name of a muscle.

**Thyroadenitis** (*thi'-re-o-ad-en-i'-tis*) [*θυρεός*, shield; *ἀδηνή*, gland; *ιτις*, inflammation]. Inflammation of the thyroid gland.

**Thyreoceles** (*thi'-re-o-sēl'*) [*θυρεός*, thyroid; *κηλή*, a tumor]. A tumor affecting the thyroid gland. Goiter.

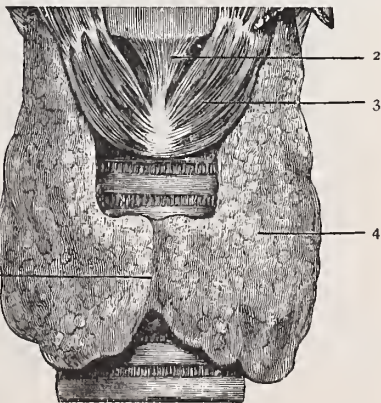
**Thyreo-cricotomy** (*thi'-re-o-kri-kot'-o-me*) [*θυρεός*, thyroid; *cricotomy*]. Tracheotomy performed through the crico-thyroid membrane alone.

**Thyroid** (*thi'-re-oid'*) [*θυρεός*, shield; *εἶδος*, form]. 1. Shield-shaped. 2. Pertaining to the thyroid gland. 3. The lobes called "kernels" or "glands" in myxe-



INJECTED LOBULES OF THYMUS OF A CAT.

a. Cortex. b. Medulla. c. Blood-vessels. d. Septum of connective tissue. (From Stirling.)



VIEW OF THYROID BODY.

1. Thyroid isthmus. 2. Median portion of crico-thyroid membrane. 3. Crico-thyroid muscle. 4. Lateral lobe of thyroid body.

dema. **T. Axis**. See *Arteries, Table of*. **T. Body**. See *T. Gland*. **T. Cartilage**, the largest of the laryngeal cartilages, united at an angle in front called

the *pomum adami*. **T.-extract**, a glycerin extract of the sheep's thyroid gland, used in the treatment of myxedema, cretinism, psoriasis, and other diseases. It may be given dry, in powder, or in liquid form, in quantities corresponding to an eighth or a quarter of an entire thyroid from the sheep, every day or on alternate days. See *Organotherapy*. **T. Foramen**. See *Foramen, Obturator*. **T. Gland**, a ductless, gland-like body of unknown function, on the anterior aspect of the upper part of the trachea, consisting of two lateral lobes, one upon either side, connected centrally by an isthmus. See *Cachexia* and *Myxedema*. **T.-therapy**, the treatment of disease by the administration of thyroid-extract. See *Organotherapy*.

**Thyreoidectomy** (*thi'-re-oi-dek'-to-me*) [*θυρεός*, shield; *ἐκτομή*, excision]. Excision of the thyroid gland.

**Thyreoidin** (*thi'-re-oi'-din*) [*θυρεός*, shield; *εἶδος*, like]. The extract of thyroid gland. See *Organotherapy*.

**Thyreoiditis** (*thi'-re-oi-di'-tis*) [*θυρεός*, shield; *ιτις*, inflammation]. Inflammation of the thyroid gland.

**Thyreoidotomy** (*thi'-re-oi-dot'-o-me*) [*θυρεός*, shield; *τομή*, incision]. Incision of the thyroid gland.

**Thyreoiditis** (*thi'-re-oi-i'-tis*) [*θυρεός*, shield; *ιτις*, inflammation]. Inflammation of the thyroid gland.

**Thyreoncus** (*thi'-re-ong'-kus*) [*θυρεός*, shield; *ὄγκος*, tumor]. Same as *Thyreocoele*.

**Thyreo-œsophageus** (*thi'-re-o-e-sof-aj-e'-us*) [*θυρεός*, shield; *ὀσσοφάγος*, esophagus]. Muscular fibers passing between the esophagus and the thyroid cartilage.

**Thyreopalatine** (*thi'-re-o-pal'-at-in*) [*θυρεός*, thyroid; *palatine*]. Pertaining to the thyroid gland and the palate. **T. Muscle**, the palato-pharyngeus. See *Muscles, Table of*.

**Thyreophraxia** (*thi'-re-o-fraks'-e-ah*). Synonym of *Goiter*.

**Thyreophyma** (*thi'-re-o-fi'-mah*) [*θυρεός*, shield; *φύμα*, a tumor]. Enlargement of the thyroid gland.

**Thyreoprotein** (*thi'-re-o-pro'-te-in*) [*θυρεός*, shield; *πρωτος*, first]. An albumin isolated by Bubnoff from the thyroid gland.

**Thyreotomy** (*thi'-re-ot'-o-me*). See *Thyreoidotomy*.

**Thyroid** (*thi'-roid*). See *Thyreoid*, the preferable form.

**Thyrse** (*thurz*) [*θύρσος*, a stalk, stem]. In biology, a compact panicle like that of the grape, lilac, or horse-chestnut.

**Thyrseiform** (*thur'-sif-orm*) [*θύρσος*, a stalk; *forma*, form]. Having the form of a thyrse.

**Thyrseoid** (*thur'-soid*) [*θύρσος*, stalk; *εἶδος*, form]. Having the form of a thyrse.

**Tibia** (*tib'-e-ah*) [*L.*, shin; also, flute or pipe]. The larger of the two bones of the leg, commonly called the shin-bone, articulating with the femur, fibula, and astragalus.



TIBIA AND FIBULA, ANTERIOR VIEW.

1. Shaft of tibia. 2. Internal tuberosity. 3. External tuberosity. 4. Spine. 5. Tubercle. 6. Crest. 7. Inferior extremity. 8. Internal malleolus. 9. Shaft of fibula. 10. Superior extremity. 11. Inferior extremity and external malleolus.



**Tibiad** (*tib'-e-ad*) [*tibia*, *tibia*]. Toward the tibial aspect.

**Tibial** (*tib'-e-al*) [*tibialis*, *tibiale*; *tibia*, *tibia*]. Pertaining or belonging to the tibia. **T. Artery.** See *Arteries*, Table of. **T. Muscle.** See *Muscles*, Table of. **T. Nerve.** See *Nerves*, Table of.

**Tibiale** (*tib-e-a'-le*) [*tibia*, *tibia*]. One of the bones of the tarsus.

**Tibien** (*tib'-e-en*) [*tibia*, *tibia*]. Belonging to the tibia in itself.

**Tibio-calcanean** (*tib-e-o-kal-ka-ne'-an*) [*tibia*, *tibia*; *calcaneum*, the heel-bone]. Pertaining to the tibia and the calcaneus.

**Tibio-femoral** (*tib-e-o-fem'-o-ral*) [*tibia*, *tibia*; *femur*, *femur*]. Pertaining to the tibia and the femur. **T. Amputation**, removal of the leg at the knee-joint.

**Tibio-fibular** (*tib-e-o-fib'-u-lar*) [*tibia*, *tibia*; *fibula*, *fibula*]. Pertaining to the tibia and the fibula.

**Tibio-peroneal** (*tib-e-o-per-o-ne'-al*). Same as *Tibio-fibular*.

**Tibio-tarsal** (*tib-e-o-tar'-sal*) [*tibia*, *tibia*; *ταρσός*, *tarsus*]. Pertaining to both the tibia and the tarsus. **T. Amputation**, removal of the foot at the ankle-joint.

**Tibiotarsus** (*tib-e-o-tar'-sus*) [*tibia*, *tibia*; *ταρσός*, *tarsus*]. In biology, the tibia.

**Tic** (*tik*) [Fr., a twitching, a vicious habit]. A twitching, especially of the facial muscles. **T. douloureux** [Fr., "painful twitch"]. Neuralgia of one or more branches of the fifth nerve. The term has been applied to painless, spasmodic twitchings or distortions of muscles supplied by the seventh nerve. These affections have been called *antalga dolorosa*, *dolor crucians faciei*, *neuralgia faciei*, *prosoptalgia trismus dolorificus*, and *trismus maxillaris*. **T. non-douloureux** (of *Trousseau*). Synonym of *Myoclonus*. **T. rotatoire**, or **T. giratoire**, *spasmodic torticollis*, *spinal accessory spasm*; a spasm of certain muscles by which the head and neck are forcibly rotated to one side or from one side to the other.

**Tick** (*tik*) [ME., *tike*, *tick*]. A name applied indiscriminately to several species of acarids; also, to various parasitic insects of low type, some of which occasionally attach themselves to man. See *Parasites (Animal)*, Table of. **T., Lone-star.** See *Argas americanus* in *Parasites (Animal)*, Table of.

**Tickle** (*tik'-l*) [ME., *tiklen*, to touch lightly]. To cause a spasmodic muscular contraction, with a sense of peculiar distress, by a slight irritation of peripheral nerve-fibers of the skin. See *Titillatio*.

**Ticklishness** (*tik'-lish-nes*) [ME., *tiklen*, to touch lightly]. Proneness to muscular contraction, with a sense of peculiar distress, due to slight irritation of the skin; its exercise may or may not be accompanied by involuntary laughter.

**Ticorea** (*ti-ko'-re-ah*) [from the native Guiana name]. A genus of rutaceous S. American plants. The bark of *T. febrifuga* is prized in fevers; other species also are medicinal. Unof.

**Ticuna Poison** (*ti-ku'-nah*) [S. Amer.]. A powerfully convulsant arrow-poison of S. American origin and of unknown derivation. It probably contains picrotoxin.

**Tidal Air** (*ti'-dal ar*). See *Air*.

**Tide** (*tid*) [ME., *tide*, *tide*]. A definite period of time. **T., Acid**, a transient condition of increased acidity of the urine, sometimes seen after fasting. **T., Alkaline**, the transient condition of alkalinity of the urine, occurring during digestion, when by reason of the determination of acid to the stomach there is a diminution of the acid salts secreted by the kidney.

**Tidy's Method.** A method of estimating the quantity of organic matter present in water. It is done by

means of the following solutions: 1. Dilute  $H_2SO_4$  (1 part of pure  $H_2SO_4$  with 3 parts of distilled water). 2. Solution of potassium permanganate, 0.286 gram per liter, 10 c.c. = 714 milligram of available oxygen. 3. Solution of potassium iodid, free from iodate, 1 part in 10 of water. 4. Sodium thiosulphate (hyposulphite), 0.77 gram in 1 liter of distilled water. 5. Starch-solution carefully prepared, about  $1\frac{1}{2}$  gram in 100 c.c. of water.

**Tigella** (*ti-jel'-ah*) [L.]. Same as *Tigelle*.

**Tigellate** (*tij'-el-at*) [*tigella*, a stalk]. In biology, having or bearing a tigelle.

**Tigelle** (*ti-jel'*) [*tigella*, a *tigella*]. In biology, the radicle or caulicle.

**Tigellus** (*ti-jel'-us*). Same as *Tigelle*.

**Tigilium** (*tig'-le-um*). See *Croton*. **Tigilii, Oleum.** *Croton-oil*. The fixed oil of the seed of *Croton tigilium*, native to India. Externally it is a powerful irritant, producing pustular eruptions. It is useful as a counter-irritant in various chronic inflammatory conditions, e.g., ovaritis, bronchitis, rheumatism, glandular swellings, etc. Internally, it is a drastic, hydragogue cathartic; its use is indicated when prompt evacuation of the bowels is required. Dose  $m\frac{1}{3}$ -ij. **Linimentum crotonis** (B.P.), a counter-irritant for sprains and in muscular rheumatism.

**Til** (*til*) [Hind.]. The plant *Sesamum*, *q. v.*, and its seed.

**Tilia** (*til'-e-ah*) [L.]. A genus of exogenous trees—linn, linden, or basswood. **T. americana**, a N. American species; a mucilage from its inner bark is said to be a good application for burns. **T. europæa** affords flowers used in dyspepsia and hysteria. Unof.

**Tillandsia** (*til-and'-se-ah*) [after *Tillands*, a Swedish botanist]. A genus of bromeliaceous plants, of some 220 species, mostly epiphytic. **T. usneoides**, growing in the Southern United States and Central America, called Spanish moss, is astringent, and is used as a cure for piles. Unof.

**Tilletia** (*til'-e-she-ah*) [L.]. A genus of ustilaginous fungi. See *Smut*.

**Tilmus** (*til'-mus*) [*τιλμός*, a pulling]. Carphologia, or floccitation; the picking of the bedclothes by a delirious patient.

**Timbre** (*tam'-ber*) [Fr.; Ger., *Klang*]. The peculiar quality of a tone, other than pitch and intensity, that makes it distinctive. It depends upon the overtones of the vibrating body.

**Time** (*tm*) [ME., *time*, *time*]. The duration of an event or phenomenon. **T., Inertia**, in the stimulation of a muscle or sense-organ, the latent time required to overcome the inertia of the muscle or organ after the reception of the stimulus through the nerve. **T., Reaction**, that required for the conduction of a sensory impulse to the center, combined with that of the duration of the perception, of the direction of attention (apperception), of the voluntary impulse, and of the return of a motor impulse to the muscles, with their consequent activity. The *reaction-time* varies according to the part and sense, etc., stimulated. Dolley and Cattell found, by experiments upon themselves, that the sensory reactions of electric stimuli were the shortest when the stimulus was applied to the upper arm and the movement made with the hand. They were about  $\frac{1}{4}$  or  $\frac{1}{5}$  second. See, also, *Dilemma*. **T., Recognition**, the time required for the recognition of the kind of stimulus after its application. **T.-sense**, the perception of the lapse of time.

**Tin** (*tin*) [ME., *tin*, *tin*]. Stannum. Sn = 118; quantivalence II, IV. A silvery-white metallic element

known from the remotest antiquity, harder than lead and very malleable. When exposed to the air it becomes superficially oxidized. Tin is a constituent of a number of alloys: bronze, bell-metal, pewter, solder, gun-metal, britannia, speculum-metal, etc. See *Elements*, Table of. **T.-amalgam**, tin 3 parts and mercury 1 part. It is used for filling teeth and as a vermifuge. **T.-block**, a thin plate of iron coated with tin. **T. Chlorid**, stannous chlorid, a disinfectant. **T.-foil**, tin in thin sheets, or layers; used in pharmacy, chiefly as a material for wrapping various drugs. **T., Powdered**, *Pulvis Stanni*; formerly used as an antheimintic. All unof.

**Tinagmus** (*tin-ag'-mus*) [*τῆναγμός*; *τῆνασσειν*, to shake]. A concussion. See *Rectal Tenesmus*.

**Tinca** (*tin'-kah*) [L.]. A tench; a small fish.

**Tincæ, Os.** The tench's mouth; an old name for the os uteri.

**Tincal** (*ting'-kal*) [Malay, *tingkal*]. An oriental name for crude borax.

**Tinction** (*tingk'-shun*) [*tingere*, to dye]. A staining material. A tint. The process of staining.

**Tinctorial** (*tingk-to'-re-al*) [*tingere*, *p.p.*, *tinctus*, to dye]. Pertaining to staining or dyeing.

**Tincturation** (*tingk-tu-ra'-shun*) [*tinctura*, tincture]. The preparation of a tincture; the treatment of a substance in such a way as to make a tincture from it.

**Tincture, Tinctura** (*tingk'-tūr, tingk-tu'-rah*) [L.: *gen.*, *Tinctura*; *tingere*, to tinge]. A tincture. In pharmacy, an alcoholic solution of the medicinal principles of a drug, and, excepting the tincture of iodine, of non-volatile bases. The strength of tinctures varies from  $\frac{1}{10}$  per cent. to 65 per cent. of the active principles of the drug. There are 72 official *tincturæ*, besides 31 in the National Formulary. **T. amara**. See *Bitter Tincture*. **T., Ammoniated**, a solution of a medicinal substance in spirit of ammonia. **T. antacrida**. See *Guaiac-mixture*, *Fenner's*. **T. capsici et myrrhæ**. (N. F.) Same as *Hot Drops*. **T., Ethereal**, the solution of a drug in ethereal spirit. **T., Huxham's**. See *T. cinchonæ composita*. **T., Warburg's**. See *Warburg's Tincture*.

**Tinder, German.** See *Amadou*.

**Tinea** (*tin'-e-ah*) [*tinea*, a moth-worm]. A generic term applied to a class of skin-diseases caused by the presence of filamentous fungi. **T. amiantacea**. Synonym of *Seborrhea*. **T. asbestina**. Synonym of *Seborrhea*. **T. axillaris**, ringworm of the axilla. **T. barbæ**. Same as *T. sycosis*. **T. ciliatum**. Same as *Eczema tarsi*. **T. circinata, T. corporis**; *Herpes circinatus*; ringworm of parts devoid of hair. It is of frequent occurrence in children with ringworm of the scalp, but is seen especially in adults. The patches are most commonly situated on the neck, face, and hands, but may occur anywhere. They are at first sharply defined, circular, slightly raised, pinkish, and covered with fine gray scales. They form rings and gyrate patches. Itching is seldom marked. **T. corporis**. See *T. circinata*. **T. cruris**, a variety of ringworm occurring upon the inner surface of the thighs, and accompanied by a considerable degree of inflammation. **T. decalvans**. See *Alopecia areata*. **T. favosa**. See *Favus*. **T. imbricata, Tokelau Ringworm**; *Bowditch Island Ringworm*; *Le Pita*; *Gune*; *Cascade*; *Herpes desquamans*; a tropical, vegetable-parasitic, contagious disease, characterized by the formation of patches of concentric, scaly rings. It attacks any part of the body except the head. The scales vary in size up to half an inch square and are free at their edges, which are slightly curled, or in old cases large, thick, and horny. Intense itching is the only other symptom. **T. kerion**, a suppurative form of

*T. tonsurans*. **T. lupinosa**. Synonym of *Favus*. **T. nodosa, Paxton's Disease**; a nodose condition of the hair of the moustache, accompanied by thickening, roughness, and some fragility. **T. sycosis, Mentagra parasitica**; *Sycosis parasitica*; *Barbers' Itch*; ringworm of the beard; a common affection the result of the irritating effect of trichophyton upon the follicles of the hairy portions of the face. It consists of circular, scaly, itchy patches or rings in the beard, very rarely on the upper lip, extending at the periphery and coalescing to form gyrate areas. If allowed to go on a pustular folliculitis is produced. **T. tarsi**. See *Eczema palpebrarum*. **T. tonsdens**. Synonym of *T. tonsurans*. **T. tonsurans, Herpes tonsurans**; ringworm of the scalp, a common and troublesome disease among children. It appears as single or multiple, circular or oval, irregularly distributed, reddish or grayish, scurfy spots on the scalp, attended with slight itching. A slight vesication may be present at the spreading edge. The hairs over the spots are scanty, lusterless, stumpy, swollen at the root, with fringed or twisted ends, and are often pigmented. Gradually these patches coalesce to form irregular patches over the scalp. In some cases smooth, bald, shining white patches are produced (*bald ringworm*). The affection is a chronic one. **T. trichophytina, Ringworm**; a contagious disease of the skin due to the presence of a vegetable parasite. **T. vera**. Synonym of *Favus*. **T. versicolor, Pityriasis versicolor**; a common disease of the skin due to the presence of a vegetable parasite (*microsporon furfur*). It is characterized by the existence of fawn-colored or brown, slightly scaly patches, usually confined to the trunk. It is essentially a disease of middle life (between fifteen and forty-five years), runs a chronic course, and produces slight or no subjective symptoms. The favorite seats of the disease are the front of the chest, the abdomen, and the interscapular region. The lesions consist, at first, of small, circular, discrete spots, which soon coalesce to cover extensive, irregular areas, or even the whole trunk. These patches are sharply defined, and their surface is finely scaly. They may become inflamed.

**Tingible** (*ting'-ib-l*) [*tingere*, to tinge]. That which may be tinged; stainable.

**Tingle** (*ting'-gl*) [ME., *tinglen*, to tingle]. A pricking or stinging sensation; the feeling of a slight, sharp, and sudden thrill, as of pain.

**Tingling** (*ting'-gling*). See *Pins and Needles*.

**Tinker's Weed**. See *Triosteum*.

**Tinkling** (*tingk'-ling*) [ME., *tinklen*, to tinkle]. A sharp sound, like that caused by striking one piece of metal lightly by another. **T., Metallic**, an auscultatory chinking sound, heard mainly in pneumothorax.

**Tinnitus** (*tin-i'-tus* or *tin'-it-us*) [*tinnire*, to tinkle]. Any subjective tinkling or ringing sound. **T. aurium**, the subjective ringing, roaring, or hissing sound heard in the ears in various affections of the tympanum and internal ear, and also after the administration of certain drugs in large doses, notably quinine. **T., Telephone**, a professional neurosis or abnormal nervous condition of the auditory apparatus, believed to be caused by the continual use of the telephone.

**Tip** [ME., *tip*, tip]. The point or summit of anything. **T.-foot**, talipes equinus; a variety of club-foot.

**Tire** (*tīr*) [ME., *tiren*, to tire]. A sense of weariness and exhaustion; fag.

**Tire-balle** (*ter-bal*) [Fr.]. An instrument for extracting bullets from a part.

**Tire-fond** (*ter-fon*(g)) [Fr.]. An instrument for penetrating a cavity or tissue, transfixing and withdrawing foreign bodies, and usually made in the form of a gimlet.



**Tisane** (*te-zahn'*) [see *Ptisan*]. Any decoction or beverage having slight curative or restorative qualities.

**Tissue** (*tish'-u*) [ME., *tissue*, tissue]. Any web-like structure. Applied generally to the organic elements of a part or organ. "In the widest sense of the term, every aggregate of cells which obeys a common law of growth (usually, however, not uniform in its action) may be termed a tissue." "The term tissue may be applied *par excellence* to aggregations of similar cells, which, without any well-defined external form, consist, in whatever direction the section be made, of numbers of cells." **T.**, **Adenoid**, or **Lymphoid**, a modified form of retiform connective tissue in which the reticular meshes contain lymphoid cells, which closely resemble pale blood-corpuscles or lymph-corpuscles, but have a larger nucleus and less protoplasm. This tissue composes the greater part of the lymphatic glands, and is found in the spleen, the tonsils, and the alimentary mucosa. **T.**, **Adipose**, fatty tissue; it consists of numerous nucleated vesicles of an average diameter of  $\frac{1}{80}$  of an inch, which are composed of oily matter inclosed in a delicate, structureless membrane, and are lodged in the meshes of the areolar tissue, which, with the blood-vessels, serve to bind the vesicles or fat-cells into round or irregular masses visible to the naked eye. Adipose tissue is copiously supplied with blood-vessels and lymphatics, but no nerves have been seen to terminate therein. This tissue is distributed very generally throughout the body where areolar tissue is found, but is absent from the subcutaneous tissue of the eyelids, the penis and scrotum, the nymphæ, and the cavity of the cranium. **T.**, **Animal**, a general name for any of the textures which form the elementary structures of the body, and of which there are four classes: *Epithelial* tissues, *Connective* tissues, *Muscular* tissues, and *Nervous* tissues. **T.**, **Areolar**, a form of fibrous connective tissue which consists of delicate, soft, elastic threads or fibers interlacing in every direction, and quite colorless, like spun glass. These are intermixed with fine, transparent films, leaving interstices or areolæ between them. It is one of the most generally distributed of the tissues, and is continuous throughout the body. **T.**, **Basement**, the tissue of the basement-membrane. **T.**, **Cancellous**, the spongy tissue of bones. **T.**, **Cartilaginous**. See *Cartilage*. **T.**, **Celular**, texture composed of rounded (or dodecahedral) cells. **T.**, **Conducting**, in biology, the inner tissue of the stigma and style of a pistil. **T.**, **Connective**, a general term for all those tissues of the body that support and connect the tissues of the frame. They are divided into three groups: fibrous connective tissue, cartilage, and bone. The fibrous connective tissue is soft, while cartilage and bone are hard and dense. All are derived from the mesoderm. **T.**, **Corneous**, tissue found in the nails, hair, epidermis, etc. **T.**, **Dental**. See *Dentine*. **T.**, **Embryonal Connective**. See *T.*, *Mucoid*. **T.**, **Endothelial**, the endothelia of the body. **T.**, **Epithelial**, the epithelia of the body. See *Epithelium*. **T.**, **Erectile**, tissue of a spongy nature, which is expanded when turgid with blood or other fluid. **T.**, **Fibro-cellular**, tissue in the form of long fibers. **T.**, **Fibrous Connective**, there are three varieties: white fibrous, yellow elastic, and areolar, the variety depending upon the character of the fibers. The fibers are imbedded in a matrix or a soft, homogeneous material that contains mucin. The matrix is clouded by acetic acid, and when treated with nitrate of silver and exposed to the light takes a brownish stain. **T.**, **Gelatinous**, a variety of connective tissue, very abundant in *Meduse* and *Ctenophora*. It is secreted by the epithe-

lium, and contains many migrated cells. **T.**, **Germinial**, the tissue that gives rise to the ova and the spermatozooids. **T.**, **Granulation**. See *Granulation Tissue*. **T.**, **Inflammatory**, tissue formed during inflammation. **T.**, **Interstitial Connective**. See *T.*, *Areolar*. **T.**, **Mucoid**, **Mucous**, or **Gelatinous**, connective tissue such as is present in the umbilical cord of the fetus. **T.**, **Muscular**. See *Muscle*. **T.**, **Nervous**. See *Nerve*. **T.**, **Osseous**. See *Bone*. **T.**, **Osteogenic**. See *Bone*. **T.**, **Parenchymal**, the areolar tissues that accompany vessels and nerves into the interior of organs and glands, giving them protection. **T.**, **Pitted**. See *Bothrenchyma*; *Taphrenchyma*. **T.**, **Simple**, that having but one or two structural elements, *e.g.* blood, lymph, epithelium, connective tissue of cartilage and bone, and nervous and muscular tissues. **T.**, **Tubular**, or **Vascular**, tissue in the form of long, cylindric tubes. **T.**, **Vegetable**, a term used to distinguish the web-like substance which composes vegetable structure. **T.**, **White Fibrous**, a form of fibrous, connective tissue which is made up of fine, inelastic, transparent, homogeneous filaments, about  $\frac{1}{80}$  to  $\frac{1}{50}$  of an inch in thickness. These are usually united in bundles and lamina by the matrix and appear as white threads or films. White, fibrous tissue forms the greater part of ligaments, tendons, fascia or sheaths of muscles, periosteum, etc. **T.**, **Woody**, tissue composing the woody fibers of plants. **T.**, **Yellow Elastic**, tissue of a yellowish color and possessing great elasticity, predominating in the ligamentum subflava, vocal bands, the inner coats of the blood-vessels, and the longitudinal coats of the trachea and bronchi. Viewed with the microscope, it is seen to consist of straight, well-defined, homogeneous, highly-refracting, elastic fibers, and, especially at the broken ends, having a decided tendency to curl up.

**Tit** [ME., *tit*, tit]. The nipple. See *Teat*.

**Titanium** (*tit-a'-ne-um*) [*Tiráv*, Titan]. A metal having a certain relationship to iron, chromium, and tin. It is extremely infusible and will scratch glass. Symbol Ti, at. wt. 48.1. Its medicinal properties are not well understood. See *Elements*, *Table of*.

**Titillation** (*tit-il-a'-shun*) [*titillatio*; *titillare*, to tickle]. The act of tickling; a momentary or transient excitation.

**Titration** (*tit-ra'-shun*) [Fr., *titre*, standard of fineness]. Volumetric analysis by the aid of standard solutions.

**Titubating** (*tit'-u-ba-ting*) [*titubare*, to stagger]. A term applied to the gently swaying ataxia of cerebellar disease and posterior spinal sclerosis.

**Titubation** (*tit-u-ba'-shun*) [*titubatio*; *titubare*, to stagger]. 1. The staggering gait and incoördination of motion accompanying certain diseases of the spine and cerebellum; also, the staggering gait of the drunkard. 2. Restlessness, or inquietude. 3. In biology, Dujardin's name for *pedesis*, more commonly known as Brownian motion, or molecular motion.

**Tizwin** (*tiz'-win*) [Am. Ind.]. An intoxicating drink made by the Apaches and other Indians from some species of yucca.

**Tlalsahuatē** (*tlal-sa-hwa'-te*) [Mex. Ind.]. See *Tetranychus tlalsahuatē*, Lemaire, under *Parasites (Animal)*, *Table of*.

**Toad** (*tōd*) [ME., *tode*, toad]. A tailless, terrestrial batrachian or amphibian. **T.-flax**. See *Antirrhinum linaria* and *Linaria*.

**To-and-fro Sound**. See *Auscultatory Sounds*.

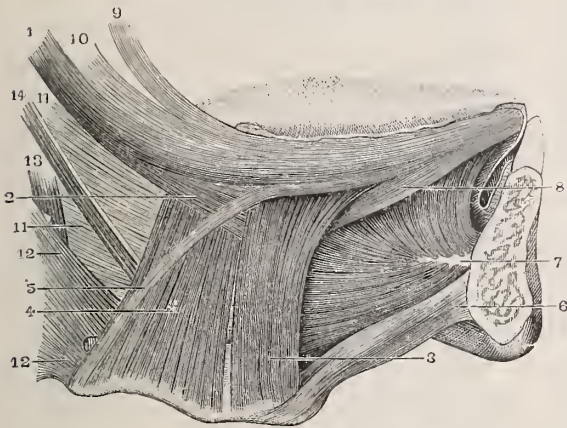
**Toast** (*tōst*) [ME., *tosten*, to toast]. Bread browned by the fire. **T.-water**, water in which toasted bread has been steeped; it is used as a beverage by invalids.

**Tobacco** (*to-bak'-o*) [Sp., *tabaco*, tobacco]. See *Taba-*

- cum*. **T.-bag Suture.** See *Stoltz's Operation* in *Table of Operations*. **T.-dyspepsia.** See *Dyspepsia*. **T.-habit**, a term employed to designate the custom of using tobacco in any form; it is also used to indicate overindulgence in tobacco. **T.-heart**, functional heart-disorder due to the misuse or excessive use of tobacco. **T.-poisoning.** See *Nicotinism*. **T.-pouch Operation.** Same as *Stoltz's Operation*.
- Tobin's Tubes.** A method of ventilation of rooms by the introduction of air through tubes placed in the walls. See *Ventilation*.
- Tobold's Apparatus.** An illuminating apparatus with a movable reflector for use with the laryngoscope.
- Tocarexis** (*tok-ar-eks'-is*) [*τόκος*, labor; *ἀρξίς*, help]. Assistance rendered to a woman in child-bed.
- Tocodynamometer** (*tok-o-di-nam-om'-et-er*) [*τόκος*, labor; *δύναμις*, power; *μέτρον*, measure]. See *Tocodynamometer*.
- Tocograph** (*tok'-o-graf*). See *Tokograph*.
- Tocology** (*tok'-ol'-o-je*) [*τόκος*, childbirth; *λόγος*, science]. The science of obstetrics.
- Tocometer** (*tok-om'-et-er*). See *Tocodynamometer*.
- Toddalia** (*tod-a'-le-ah*) [Malabar]. A genus of rutaceous plants. **T. aculeata**, of S. Asia, is a useful aromatic stimulant and tonic. Unof.
- Toddy** (*tol'-e*) [Hind., *tadi*, a palm tree]. The fermented juice of the cocoa-nut palm, obtained by incision of the palm, and collected in pots hung to the tree under the cuts. It is then fermented and distilled. See *Punch*.
- Toe** (*to*) [ME., *to*, toe]. A finger or digit of the foot. **T.-drop**, inability to lift the toes, or the anterior part of the foot, due to a local paralysis, usually from peripheral neuritis. **T., Great**, the innermost and largest of the toes. **Ts., Numbering of.** See *Fingers and Toes, Numbering of*. **T.-reflex.** See *Reflexes, Table of*.
- Toilet** (*toi'-let*) [OF., *toilette*, a cloth]. In surgery, the cleansing, washing, and dressing that follows an operation, especially of the abdominal cavity.
- Tokelau** (*to'-kel-o*) [native name]. A cutaneous disease peculiar to Oceanica, the Fiji Islands, and the Society Islands. It is due to a parasitic fungus, and is characterized by scaliness of the skin, to which the early navigators, Dampier, Dentracastaux, Marsden, Cook, Wielhies, etc., refer in speaking of "*des hommes poisons*." **T. Ringworm.** See *Tinea imbricata*.
- Tokodynamometer** (*tok-o-di-nam-om'-et-er*) [*τόκος*, birth; *dynamometer*]. An instrument for measuring the force of the expulsive efforts in childbirth.
- Tokograph** (*tok'-o-graf*) [*τόκος*, birth; *γράφειν*, to record]. A recording tokodynamometer.
- Tokology** (*tok'-ol'-o-je*). See *Tocology*.
- Tolane** (*tol'-lan*),  $C_{14}H_{10}$ . A substance produced from boiling stilbene bromid with alcoholic potash. It is easily soluble in alcohol and ether, and consists of large crystals, melting at  $60^{\circ}$  C.
- Tolerance** (*tol'-er-ans*) [*tolerantia*; *tolerare*, to bear]. The capacity of a patient to withstand certain drugs or certain doses of drugs without injurious consequences, particularly when acquired by a continued use of the drug.
- Tolerant** (*tol'-er-ant*) [*tolerare*, to bear]. Withstanding the action of a medicine without injury.
- Tolu** (*to-lu'*). See *Balsam*.
- Toluene** (*tol'-u-en*) [*Tolu*],  $C_7H_8$ . Methyl-benzene. See *Balsam of Tolutan*. A hydrocarbon obtained from coal-tar and also produced in the dry distillation of tolu-balsam and many resins. It is very similar to benzene, is fluid at ordinary temperatures, boils at  $110.3^{\circ}$  C., and has a specific gravity at  $0^{\circ}$  of 0.882. It is employed in the production of nitrotoluene, toluidin, benzylchlorid, benzalchlorid, and benzaldehyd.
- Toluidin** (*tol-u'-id-in*) [*Tolu*],  $C_7H_7.NH_2$ . A methylated homologue of anilin, prepared by heating dimethylanilin to  $300^{\circ}$  C.
- Toluol** (*tol'-u-ol*). Same as *Toluene*.
- Tolutan** (*tol'-u-tan*). See *Balsam*.
- Toluylene** (*tol-u'-il-en*). See *Stilbene*. **T.-blue.** See *Pigments, Conspectus of*. **T.-red**,  $C_{15}H_{16}N_4$ , Dimethyl diamidotoluphenazin; a substance that crystallizes in orange-red needles. It is applied in dyeing under the name *Neutral Red*. See *Pigments, Conspectus of*.
- Tolysal** (*tol'-is-al*),  $C_{12}H_{14}N_2O.C_7H_6O_3$ . Tolydimethylpyrazolon salicylate; it occurs in colorless crystals that melt between  $101^{\circ}$  and  $102^{\circ}$  C. It is scarcely soluble in water, but readily soluble in alcohol.
- Tomato** (*to-ma'-to*, or *to-mah'-to*) [Sp., *tomate*]. The ripe fruit of the common tomato, *Lycopersicon esculentum*. It is claimed to be useful in canker of the mouth, nurse's sore-mouth, etc. Dose of the fluid extract  $\overline{5}$  ss-j. Unof.
- Tomentose, Tomentuous** (*to-men'-tōz*, *to-men'-tus*) [*tomentum*, a stuffing of wool, hair, feathers]. In biology, applied to surfaces that are covered with matted hairs.
- Tomentum** (*to-men'-tum*) [L.]. A lock of wool. A flocculent pubescence; specifically applied to the ental surface of the pia; the *tomentum cerebri*. **T. cerebri**, the numerous small blood-vessels of the pia penetrating the cortex of the brain. When detached they have a fanciful resemblance to a lock of wool.
- Tomes, Fibers of.** See *Fibers of Tomes*.
- Tomium** (*to'-me-um*) [*τομός*, cutting, sharp; *pl.*, *Tomia*]. In biology, the edge of a bird's beak.
- Tommasoli, Bacillus of.** See *Bacteria, Synonymatic Table of*.
- Tomomania** (*tom-o-ma'-ne-ah*) [*τομός*, cutting; *μανία*, madness]. An excessive desire or habit on the part of a surgeon to use the knife to perform unnecessary operations.
- Tone** (*tōn*) [*τόνος*, from *τείνειν*, to stretch]. 1. A distinct sound. 2. The normal activity, strength, and excitability of the various organs and functions as observed in a state of health.
- Tonga** (*tong'-gah*) [native name]. A drug obtained in the Fiji Islands, consisting of a mixture of barks, roots, and leaves of *Raphidophora vitiensis* and *Premna taitensis*. It is of reputed service in neuralgia. Dose of the proprietary fld. ext.  $\mathfrak{mxxx}-\overline{3}$ j. Unof.
- Tongue** (*tung*) [ME., *tonge*, tongue]. The muscular organ in the cavity, and attached to the floor, of the mouth. It is very movable and can be protruded from the mouth. It aids in mastication, in sucking, and in articulation, and contains, in its mucous membrane, the peripheral organs of taste. **T., Adherent**, one which is abnormally attached to the floor of the mouth by folds of mucosa. **T., Base of**, that portion of the dorsum of the tongue which lies between the circumvallate papillæ and the frenum. **T., Bifid**, a tongue the anterior portion of which is cleft in the median line. **T., Black**, a condition in which the dorsal surface of the tongue is covered with a black coating. Various causes have been assigned for this condition. Ciaglinski and Hewelke found a fungus allied to the *Mucor rhizopodipinus*. Mason inclines to the view that it is not parasitic, but is a benign neoplastic condition. **T.-bone.** See *Hyoid*. **T., Cleft**. Synonym of *T., Bifid*. **T., Coated**, a tongue covered with a coating which is usually white, but often yellowish and dirty. It seems to be related to gastro-



intestinal disorders. The coating consists of desquamated epithelium, fungi, bacteria, and debris of these. **T.-compressor**, a clamp for holding down the tongue during dental operations. **T.-depressor**, a spatula



MUSCLES OF TONGUE, SUPERFICIAL LAYER.

1. Stylo-glossus. 2. Inferior fibers of stylo-glossus. 3. Anterior fibers of hyo-glossus or basio-glossus. 4. Posterior fibers. 5. Accessory fibers. 6. Genio-hyoid. 7. Genio-glossus. 8. Inferior lingual. 9. Palato-glossus. 10. Upper portion of pharyngo-glossus (from superior constrictor of pharynx). 11, 11. Inferior portion. 12, 12. Middle constrictor of pharynx. 13. Stylo-pharyngeus. 14. Stylo-hyoid ligament and stylo-hyoid muscle.

for pushing down the tongue during the examination, or in the surgery, of the mouth and throat. **T., Dotted.** See *T., Stippled*. **T., Dry**, one the surface of which is dry. The condition is seen in the low fevers. **T., Earthy**, a tongue upon which dry, rough layers of calcareous matter are deposited. **T., Fern-leaf Pattern**, a name given by Hutchinson to a tongue presenting a well-marked central furrow (midrib) with lateral branches. The condition is due to hypertrophy of the papillae. **T.,**

**Filmy**, one with whitish symmetrical patches on both sides of the tongue, but usually larger on one side than on the other. These are slightly firmer than the surrounding tissue, and consist of rounded, filiform papillae, which are glued together by a filmy, white material. **T., Furred**, a coated tongue of which the papillae are prominent, giving the mucous membrane the appearance of a whitish fur. **T., Geographic**, one with localized thickening of the epithelium of the lingual mucous membrane. This is seen in leukoplakia and gives to the surface of the tongue the appearance of a geographic chart. **T., Hairy**, one with a hyperplasia of its papillae, giving rise to hair-like projections from their tips. See also *T., Black*. **T.-holder.** See *T.-depressor*. **T., Parrot**, a shriveled, dry tongue that cannot be protruded; it is seen especially in typhus fever. **T., Plastered**, a tongue



THE TONGUE.

1. Papillae circumvallatae. 2. Papillae fungiformes.

covered by an abundant, thick coat. **T., Post-tip of**, that portion of the dorsum of the tongue which extends from the tip for about an inch, and is usually distinguished by a median, linear depression when the tongue is at rest. **T., Pre-base of**, that region of the dorsum of the tongue which lies in advance of the base and is included between the circumvallate papillae and the end of the linear groove of the post-tip. It is often furnished in the center with an oval clump of coarse papillae. **T., Shaggy**, a furred tongue of which the papillae are much elongated. **T., Split**, Synonym of *T., Bifid*. **T., Stippled**, one the papillae of which are distinct and separate and covered by a whitish patch of epithelium. **T., Strawberry**, a hyperemic tongue of which the fungiform papillae are very prominent; it is seen especially in scarlet fever. **T.-swallowing**, a condition in which there is an abnormal mobility of the tongue, so that it will slip or fall backward, giving rise to the danger of suffocation. **T.-tie**, a congenital shortening of the frenum of the tongue, interfering with its mobility; ankyloglossia. **T.-tied**, affected with tongue-tie. **T., Tip of**, the hem which unites the two borders. It extends from the anterior end of the tongue only a short distance backward. **T., Triangle**, the triangular or wedge-shaped red arch at the tip of the otherwise coated tongue in typhoid fever. **T., Wooden**, one the seat of actinomycosis.

**Tonguelet** (*tung'-let*). Same as *Pentastoma*.  
**Tonic** (*ton'-ik*) [*τονικός; τόνος*, tone]. 1. Invigorating, or strengthening the economy; bracing, or strengthening. 2. Characterized by continuous tension; not clonic. 3. A medicine or agent which promotes nutrition and gives tone to the system. **T. Spasm**, the continued, rigid contraction of a muscle or muscles. **T. Treatment**: 1. Treatment of diseases by tonics, as, *e. g.*, of rheumatism, by iron and remedies of the group of tonics. 2. The continuous treatment of syphilis by the use of the protoiodid of mercury for two or three years. The dose is  $\frac{1}{6}$  grain after each meal, gradually increased until there are positive evidences of intestinal irritation, when the dose is cut down to the initial one, and that maintained for a time.

**Tonicity** (*ton-is'-it-e*) [*τόνος*, tone]. The condition of tissues or organs in regard to tone or tension.  
**Tonka**, or **Tonka Bean** (*tong'-kah*) [*tonca*, the name of the bean in Guiana]. The fragrant seed of *Dipteryx odorata*, a tree of S. America; it abounds in coumarin.  
**Tonogram** (*ton'-o-gram*) [*τόνος*, tone; *γράφειν*, to write]. A record made by a tonograph.  
**Tonograph** (*ton'-o-graf*) [*τόνος*, tension; *γράφειν*, to write]. A machine for recording the tension of the arterial blood-current.  
**Tonometer** (*ton-om'-et-er*) [*τόνος*, tone, tension; *μέτρον*, measure]. An instrument to measure the tension of the eyeball.  
**Tonomittor** (*ton-o-mit'-or*) [*τόνος*, tone; *μιτtere*, to send]. An instrument to improve the hearing.  
**Tonopsychagogia** (*ton-o-si-kag-o'-je-ah*) [*τόνος*, vigor; *ψυχή*, mind; *ἀγωγος*, leading]. Restoration of mental vigor.

**Tonsil** (*ton'-sil*) [*tonsilla*, tonsil]. A small, almond-shaped body, situated one on each side of the fauces, between the anterior and posterior pillars of the soft palate. It is a compound lymphatic gland, consisting of an aggregation of from ten to eighteen lymph-follicles. It is covered by epithelium, which also dips into the depressions or crypts. **T. of Cerebellum.** See *Tonsilla* and *Amygdala*. **T., Faucial.** See *Tonsil*. **T.-guillotine.** See *Guillotine*. **T., Lingual**, an

- accumulation of lymphadenoid tissue at the base of the tongue. **T.**, **Luschka's**. See *Luschka*. **T.**, **Palatine**. See *Tonsil*. **T.**, **Pharyngeal**, a mass of lymphadenoid tissue in the pharynx, between the Eustachian tubes; *Luschka's tonsil*, *q. v.*
- Tonsilla** (*ton-sil'-ah*) [**L.**]. One of the five lobes of the hemisphere of the cerebellum, situated on the mesal side of the hemisphere, by the vallicula. Called also *Amygdala*. **T. tubulis gerlachii**. Synonym of *Tonsil*, *Pharyngeal*.
- Tonsillar**, **Tonsillary** (*ton'-sil-ar*, *ton'-sil-a-re*) [*ton-silla*, *tonsil*]. Pertaining to a tonsil. **T. Artery**. See *Arteries*, *Table of*.
- Tonsillitic** (*ton-sil-it'-ik*) [*tonsilla*, *tonsil*; *ιτις*, inflammation]. Pertaining to or affected with tonsillitis.
- Tonsillitis** (*ton-sil'-tis*) [*tonsilla*, *tonsil*; *ιτις*, inflammation]. Inflammation of the tonsils. **T.**, **Follicular**, inflammation of the tonsils, with special involvement of the follicles. **T.**, **Herpetic**, a form of inflammation of the mucosa of the palate, tonsils, uvula, and pharynx, characterized by an eruption of herpetic vessels, which soon rupture, leaving little, circular ulcers that coalesce and become covered with a fibrinous exudation. The disease has an acute onset, a continuous fever, and a critical decline; its course is not unlike that of pneumonia. It affects especially those subject to herpes elsewhere, and tends to recur. **T.**, **Lacunar**. Same as **T.**, **Follicular**. **T.**, **Mycotic**, that form due to fungous parasites. **T.**, **Pustular**, one characterized by the formation of pustules, as in smallpox. **T.**, **Suppurative**. Synonym of *Quinsy*.
- Tonsillotome** (*ton-sil'-o-tōm*) [*tonsilla*, *tonsil*; *τομή*, a cutting]. An instrument for abscission of the tonsils.
- Tonsillotomy** (*ton-sil-ot'-o-me*) [*tonsilla*, *tonsil*; *τομή*, a cutting]. Ablation of the tonsils.
- Tonsure** (*ton'-sūr*) [*tondere*, to clip]. The shaving or removal of the hair from any part.
- Tonus** (*to'-nus*) [*τόνος*, tone]. The quality of tension or tonicity of an organ or part.
- Toohutia** (*too'-hu-she-ah*). Synonym of *Dengue*.
- Toot-poisin** (*too'-poi-zn*). See *Coriaria*.
- Tooth** (*tooth*) [**ME.**, *toth*, *tooth*]. See *Teeth*. **T.-ache**, any pain in or about the teeth. See *Odontalgia*. **T.-ache Tree**. See *Prickly Ash* and *Xanthoxylum fraxineum*. **T.-cough**, reflex cough due to dental irritation. **T.-paste**. See *Dentifrice*. **T.-plugger**, a dental instrument for filling teeth. **T.-pulp**. See *Pulp*. **T.-rash**, a skin-eruption sometimes occurring during dentition; *strophulus*. **T.-sac**, in the fetus the connective tissue surrounding the germ of a tooth.
- Toothed** (*tootht*) [**ME.**, *toth*, *tooth*]. Provided with teeth or indentations; *dentate*.
- Topalgia** (*top-al'-je-ah*) [*τόπος*, place; *ἄλγος*, pain]. Pain in a circumscribed area not referable to the distribution of any nerve.
- Topazine** (*to'-paz-in*) [*τοπάζιον*, the yellow topaz]. In biology, resembling yellow topaz in color and luster, as the ocelli and eyes of certain insects.
- Topesthesia** (*top-es-the'-se-ah*) [*τόπος*, place; *αἴσθησις*, sense]. Local sensibility to touch.
- Toph** (*tof*). See *Tophus*.
- Tophaceous** (*tof-a'-shus*) [*τόφος*, stone]. Of the nature of tophus; sandy, or gritty.
- Tophi** (*to'-fi*). Plural of *Tophus*.
- Tophus** (*to'-fus*) [*τόφος*, stone]. 1. The hard, stone-like deposit occurring in gout, especially about the knuckles and the cartilages of the ear. It consists of sodium urate. 2. Concretion in the kidneys. 3. The tartar of the teeth.
- Tophyperidrosis** (*tof-i-per-id-ro'-sis*) [*τόπος*, place;
- ὑπέρ*, in excess; *ἰδρώς*, sweat]. Local sweating in excess.
- Topic** (*top'-ik*). Synonym of *Topicum*.
- Topic**, **Topical** (*top'-ik*, *top'-ik -al*) [*τόπος*, place]. Local. **T. Remedy**, one applied locally.
- Topicum** (*top'-ik -um*) [*τόπος*, place; *πλ.*, *Topica*]. Any remedy for local and external application.
- Topinard**, **Angle of**. See *Angle*. **T.'s Profile Line**. See *Lines*, *Table of*.
- Topoalgia** (*top-o-al'-je-ah*) [*τόπος*, place; *ἄλγος*, pain]. Localized pain, common in neurasthenia, often appearing suddenly after strong emotional disturbance, recurring with paroxysmal intensity, not in the distribution of a particular nerve and without appreciable central or local lesion.
- Topographic** (*top-o-graf'-ik*) [*τόπος*, place; *γράφειν*, to write]. Pertaining to the relief-features of a locality. **T. Anatomy**, the study of the comparative locality of the various organs and parts of the body as determined by external landmarks.
- Topography** (*top-og'-ra-fe*) [*τόπος*, place; *γράφειν*, to write]. A description of an area with reference to its relief-features. In anatomy, applied to a study of the regions of the body, or of the brain; regional or topographic anatomy. See *Localization* and *Center*.
- Topology** (*top-ol'-o-je*) [*τόπος*, place; *λόγος*, science]. 1. Topographic anatomy. 2. The relation of the presenting part of the fetus to the pelvic canal.
- Toponarcosis** (*top-o-nar-kō'-sis*) [*τόπος*, place; *νάρκωσις*, a numbing]. Local insensibility, or anesthesia.
- Toponeurosis** (*top-o-nu-ro'-sis*) [*τόπος*, place; *νεῦρον*, nerve]. A local neurosis.
- Toponymy** (*top-on'-o-me*). See *Toponymy*.
- Toponymy** (*top-on'-im-e*) [*τόπος*, place; *ὄνυμα*, name]. Topical terminology; the system of anatomic terms that indicate the direction and position of parts. It is either *intrinsic*, having reference only to the organism; or *extrinsic*, based upon the relation of the organism toward the earth's surface.
- Topophobia** (*top-o-fo'-be-ah*) [*τόπος*, place; *φόβος*, fear]. Morbid dread of places.
- Topothermesthiometer** (*top-o-therm-es-the-se-om'-et-er*) [*τόπος*, place; *θερμη*, heat; *αἴσθησις*, sensation; *μέτρον*, measure]. An instrument for estimating local sensitiveness to impressions of heat.
- Torcular or Torcular Herophili** (*tor'-kū-lar her-off'-i-li*) [the wine-press of Herophilus]. The expanded extremity of the superior longitudinal sinus, placed in a depression on the ental surface of the occipital bone. It receives the blood from the occipital sinus, and from it the lateral sinus of the side to which it is deflected is derived.
- Tori** (*to'-ri*). Genitive and plural of *Torus*.
- Toric** (*to'-rik*) [*torus*]. Having the properties of a torus. **T. Lens**. See *Torus*.
- Tormentilla** (*tor-men-till'-ah*) [**L.**]. The root of *Potentilla tormentilla*, a mild tonic and astringent. Dose of fld. ext. ℥x-xl. Unof.
- Tormentum** (*tor-men'-tum*) [**L.**, a "rack"]. An old name for various obstructive disorders of the intestine. **T. intestinorum**. Synonym of *Dysentery*.
- Tormina** (*tor'-min -ah*) [*pl.* of *tormen*, a racking pain]. Gripping pains in the bowels. **T. alvi**, colic. **T. celsi**, dysentery. **T. intestinorum**. Synonym of *Dysentery*. **T.**, **Post-partum**, the after-pains of parturition.
- Tormalin**, **Torminous** (*tor'-min-al*, *tor'-min-us*). Affected with tormina.
- Tormodont** (*tor'-mo-dont*) [*τόρμος*, a hole or socket; *ὀδούς*, tooth]. In biology, having teeth set in sockets.
- Tornaria** (*tor-na'-re-ah*) [*torvus*, a lathe]. In biology, the name applied to the peculiar larva of the acorn-



worm (*Balanoglossus*), which in many ways resembles a young *Bipinnaria*.

**Tornwaldt's Disease.** See *Thornwaldt's Disease*.

**Torose** (*to'-rōz*) [*torus*, a bulging, protuberance]. In biology, cylindric, with constrictions and enlargements at intervals.

**Torpedinous** (*tor-ped'-in-us*) [*torpere*, to be numb]. Benumbing, like a torpedo.

**Torpedo** (*tor-pe'-do*) [L., *torpedo*, *torpedinis*, a cramp-fish; *torpere*, to be numb]. Numbness; stupor; narcosis. [Rare.]

**Torpent** (*tor'-pent*) [*torpere*, to be numb]. 1. Incapable of the active performance of a function. 2. A medicine or agent that reduces or subdues any irritative action.

**Torpid** (*tor'-pid*) [*torpere*, to be numb]. Affected with torpor.

**Torpidity** (*tor-pid'-it-e*). Synonym of *Torpor*.

**Torpor** (*tor'-por*) [L., numbness]. A condition of sluggishness, abnormal inactivity, numbness, or deficient sensation. **T. retinæ**, dulled perceptive power of the retina.

**Torporific** (*tor-por-if'-ik*) [*torpor*, numbness; *facere*, to make]. Causing, or producing, torpor.

**Torquate** (*tor'-kwāt*) [*torques*, a neck-chain]. In biology, ringed about the neck.

**Torques** (*tor'-kwēz*) [*torques*, a neck-chain]. In biology, a collar-like marking of the skin, hair or feathers of the neck.

**Torrefaction** (*tor-e-fak'-shun*). Synonym of *Torrification*.

**Torrification** (*tor-e-fik-a'-shun*) [*torrefacere*, to dry by heat]. Roasting; drying by means of high artificial heat.

**Torrefied Bread.** Ordinary bread toasted in thin slices until it is almost blackened.

**Torrid** (*tor'-id*) [*torrere*, to parch]. Hot; burning. **T. Zone**, the climatic zone lying between the isotherms of 70° F., north and south.

**Torsion** (*tor'-shun*) [*torquere*, to twist]. A twisting; also, the rotation of the eye about the visual axis. **T. of an Artery**, twisting of the free end of an artery to check hemorrhage. **T. of Teeth**, the forcible turning of teeth in their cavities for the purpose of correcting irregularity in position. **T. of the Umbilical Cord**, the spontaneous twisting of the umbilical cord. From eight to ten twists are normal; great torsion usually occurs after the death of the fetus.

**Torsoclusion** (*tor-sok-lu'-zhun*) [*torquere*, to twist; *cludere*, to close]. A form of acupressure in which the point of the pin is pushed through a portion of tissue parallel with the course of the vessel to be secured, then carried over its anterior surface, and at the same time swept round until brought to a right angle with the artery, when the point is thrust into the soft parts beyond.

**Torticollar** (*tor-tik-ol'-ār*) [*tortus*, twisted; *collum*, neck]. Affected with wry-neck, or torticollis.

**Torticollis** (*tor-tik-ol'-is*) [*tortus*, twisted; *collum*, neck]. A congenital or acquired contraction of one or more of the cervical muscles, usually of one side, resulting in an abnormal position of the head—wry-neck. **T., Intermittent.** See *T., Spasmodic*. **T., Spasmodic**, spasmodic contraction of the sternocleidomastoid muscle of one side, causing a drawing of the head toward the opposite side.

**Tortulous** (*tor-tu-lus*) [*torta*, a twist]. In biology, twisted, or like a string of beads, moniliform.

**Tortuose** (*tor-tu-ōz*) [*tortuosus* winding]. In biology, bent and twisted, as some stems.

**Tortuosity** (*tor-tu-os'-it-e*) [*tortus*, twisted]. A twisted or devious course, as of a blood-vessel.

**Tortuous** (*tor'-tu-us*) [*tortus*, twisted]. Twisted, sinuous.

**Torula** (*tor'-u-lah*) [*torus*, a swelling, protuberance: *pl.*, *Torulæ*]. In biology, a genus of budding fungi (*Blastomycetes*). See *Saccharomyces cerevisia*, under *Bacteria*, *Synonymatic Table of*; also, *Yeast*.

**Toruliform** (*tor'-u-lif-orm*) [*torula*, torula; *forma*, form]. Resembling an organism of the genus *Torula*.

**Toruloid** (*tor'-u-loid*). Synonym of *Toruliform*.

**Torulose** (*tor'-u-lōz*) [*torula*, a little swelling, knob]. In biology, knobbed.

**Torulous** (*tor'-u-lus*). Same as *Torulose*.

**Torulus** (*tor'-u-lus*) [*torus*, a swelling, protuberance: *pl.*, *Toruli*]. In biology, a knob-like articulation for receiving a spine, antenna or other appendage.

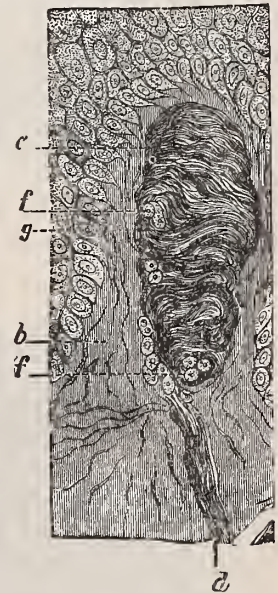
**Torus** (*tor'-us*) [L.: *gen.* and *pl.*, *Tori*]. 1. A surface having a regular curvature, with two principal meridians of dissimilar curvature at right angles to each other. 2. An elevation or prominence, as of the belly of a muscle. **Torus**, used without qualifying adjective, sometimes designates the tuber cinereum of the brain.

**T. frontalis**, a protuberance in the region of the frontal sinuses, at the root of the nose, in the median line and on the external surface of the skull. **T. palatinus**, a protuberance on the surface of the hard palate, marking the point of junction of the intermaxillary and palato-maxillary sutures.

**Totem** (*to'-tem*) [Algonkin, *otem*, with a prefixed poss. pron. *ni'* *otem*, my family token]. The word generally given by travelers and interpreters to the family crests of the Red Indians (Lang).

**Totemism** (*to'-tem-izm*) [Algonkin, *otem*]. The derivation of the family name and crest or badge from some natural object, plant or animal. "The names *totem* and *totemism* have been in use at least since 1792, among writers on the North American tribes; Prof. Max Müller says the word should be, not *totem*, but *ote* or *otem*. Long, an interpreter among Indians, introduced the word *totemism* in 1792." (And. Lang.)

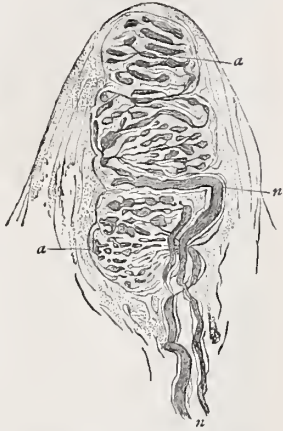
**Touch** (*tuch*) [Fr., *toucher*]. 1. The tactile sense; the act of judging by the tactile sense; palpation. 2. In obstetrics, digital examination of the female genital organs and adjacent parts through the vagina. **T., Abdominal**, application of the hands to the abdomen for the diagnosis of intra-abdominal conditions. **T., After**, the sensation which persists for a short time after contact with an object has ceased. **T.-corpuscle**, a touch-body; a tactile corpuscle. See under *Tactile*. **T.,**



VERTICAL SECTION OF THE SKIN, PALM OF HAND.

*b.* Papilla of cutis. *d.* Nerve-fiber of touch-corpuscle. *e, f.* Nerve-fiber in touch-corpuscle. *g.* Cells of Malpighian layer. (From *Stirling*.)

**Double**, combined vaginal and abdominal or vaginal and rectal palpation. **T.-me-not.** See *Noli me tangere* and *Impatiens*. **T., Rectal**, examination made by the finger in the rectum. **T., Royal**, the laying on of the hands by a king, formerly believed to be efficacious in scrofula or kings' evil. **T., Vaginal.** See *Touch* (2d def.). **T., Vesical**, examination through the bladder, the urethra having been dilated to admit the finger. The latter can only be done in the female. **T.-wood.** See *Amadou*.



WAGNER'S TOUCH-CORPUSCLE,  
SKIN OF HAND.

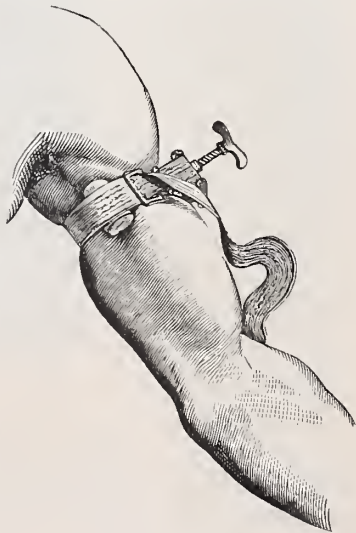
n. Nerve. a, a. Terminations of n.  
(From Stirling.)

**Touching** (*tuch'-ing*) [Fr., *toucher*, to touch]. 1. The application of the hand or fingers. *Touching* was formerly practised by the kings of England for the cure of scrofula, hence called *Kings' Evil*. 2. See *Adenochirapsology*.

**Tour de Maitre** (*toor-de-mâtr*) [Fr., "the master's turn"]. A maneuver in passing the catheter in a fat person. The surgeon stands on the right side of the patient and introduces the catheter, with its convexity upward, the shaft lying obliquely across the left thigh of the patient, and as the point enters the bulb, the handle is swept around toward the abdomen, when the beak enters the membranous urethra and is carried into the bladder by depressing the shaft between the patient's thighs. The sound may be introduced into the uterus in an analogous manner, entering the instrument with the convexity upward, and then sweeping the shaft around.

**Tourette's** (*Gilles de la*) **Disease.** Motor incoördination with echolalia and coprolalia; a convulsive form of tic.

**Tourniquet** (*toor'-nik-et*) [Fr., *tourner*, to turn]. An instrument for controlling the circulation by means of compression. It usually consists of two metallic plates united by a thumb-screw and



PETIT'S TOURNIQUET.

a strap provided with a pad. The strap is fastened about the part, the pad being placed over the artery to be occluded. The screw is placed diametrically opposite the pad, and the strap is tightened by separating the metallic plates of the screw. **T., Dupuytren's**, one for compressing the abdominal aorta, consisting of a semicircle of metal with a pad at one extremity. **T., Esmarch's**, consists of a stout, elastic rubber band applied above the proximal turn of an elastic bandage passing around the part to be rendered exsanguine. **T., Field**, one consisting of a strap and buckle with a pad to pass over the artery. **T., Horse-shoe**, one shaped like a horse-shoe, to compress (by a screw) only two points, and thus permit venous return. **T., Lip**, one consisting of a U-shaped piece of steel, the arms being provided with plates which are approximated by a central screw. **T., Provisional**, one applied loosely, so that it may be tightened at once upon the recurrence of hemorrhage. **T., Signorini's.** See *T., Horse-shoe*. **T., Skey's**, also a modification of the horse-shoe or Signorini's. **T., Spanish Windlass**, a knotted bandage or handkerchief twisted by a stick and used as a tourniquet. **T., Torcular**, same as *T., Spanish Windlass*.

**Tous-les-mois** (*too-la-mwah*) [F., "every month"]. A variety of arrow-root starch prepared from *Canna edulis*; canna-starch.

**Toussaint's Theory.** A theory as to the cause of immunity conferred by inoculation. After one attack of a disease (e. g., anthrax) the lymphatic glands undergo a hardening of their surrounding envelop, thus rendering them impervious to the after-entrance of infectious agents by this, the usual, portal.

**Tow** (*to*) [ME., *tozw*, *tow*]. The refuse of flax or hemp; coarse flax; it has a limited use in surgery.

**Towel-gourd.** See *Luffa*.

**Toxa** (*toks'-ah*) [pl. of *Toxum*, from *τοξικόν*, poison]. Diseases due to poisons.

**Toxæmia** (*toks-e'-me-ah*). See *Toxemia*.

**Toxalbumin** (*toks-al'-bu-min*) [*τοξικόν*, poison; *albumin*, white of egg]. A proteid substance resembling a ferment rather than a poison. Any one of the poisonous albuminoids which are produced or separated from the albumin of the tissues by the agency of bacteria, and entering the circulation, constitute the cause of the general symptoms of infectious diseases. Toxalbumins have been obtained from cultures of a number of bacteria—among others from those of diphtheria, typhoid fever, cholera, tetanus, glanders, tuberculosis, anthrax, and pneumonia; likewise, also, from cultures of the *staphylococcus pyogenes aureus*, the swine-plague bacillus; from those of certain germs found by Booker in the stools of the summer diarrhea of infants, and from those of two toxicogenic germs isolated by Vaughan from drinking-water. It is possible that poisonous albuminous substances are also produced by animal parasitic organisms. Thus Viron has isolated a toxic proteid from the fluid of hydatid cysts.

**Toxanemia** (*toks-an-e'-me-ah*) [*τοξικόν*, poison; *αἷμα*, blood]. Anemia produced by poisons.

**Toxemia** (*toks-e'-me-ah*) [*τοξικόν*, poison; *αἷμα*, blood]. A condition of the blood in which it contains poisonous products, either those produced by the body-cells and not properly eliminated, or those due to the growth of microorganisms.

**Toxic** (*toks'-ik*) [*τοξικόν*, poison; *αἷμα*, blood]. Pertaining to, affected with, or of the nature of toxemia.

**Toxic** (*toks'-ik*) [*τοξικόν*, poison]. Poisonous; due to, or associated with, poisoning.

**Toxicant** (*toks'-ik-ant*) [*τοξικόν*, poison]. 1. Poisonous or toxic. 2. A poisonous agent.



**Toxication** (*toks-ik-a'-shun*). Synonym of *Poisoning*.

**Toxicemia** (*toks-is-e'-me-ah*). Synonym of *Toxemia*.

**Toxichematosi** (*toks-ik-em-at-o'-sis*) [*τοξικόν*, poison; *αἷμα*, blood]. Blood-poisoning.

**Toxichemia** (*toks-ik-e'-me-ah*). Synonym of *Toxemia*.

**Toxicide** (*toks'-is-id*) [*τοξικόν*, poison; *cadere*, to kill]. A remedy or principle that destroys toxic agents.

**Toxicity** (*toks-is'-it-e*) [*τοξικόν*, poisonous]. Toxic quality; poisonousness.

**Toxicodendric Acid** (*toks-ik-o-den'-drik*) [*τοξικόν*, poison; *δένδρον*, tree]. A volatile acid found in *Rhus toxicodendron*, and considered its active principle. Locally applied, it acts as a vesicant.

**Toxicodendron** (*toks-ik-o-den'-dron*). See *Rhus*.

**Toxicoderma** (*toks-ik-o-der'-mah*) [*τοξικόν*, poison; *δέρμα*, skin]. Disease of the skin due to poisonous substances.

**Toxicodermatitis** (*toks-ik-o-der-mat-i' tis*). See *Toxicoderma*.

**Toxicodermitis** (*toks-ik-o-der-mit'-tis*). See *Toxicoderma*.

**Toxicogenic** (*toks-ik-o-jen'-ik*) [*τοξικόν*, poison; *γεννάν*, to produce]. Giving rise to poisons; producing a toxic substance, as a toxicogenic microorganism.

**Toxicoemia** (*toks-ik-o-hem'-e-ah*). See *Toxemia*.

**Toxicoid** (*toks'-ik-oid*) [*τοξικόν*, poison; *εἶδος*, like]. Resembling a poison.

**Toxicologist** (*toks-ik-ol'-o-jist*) [*τοξικόν*, poison; *λόγος*, science]. One versed in toxicology.

**Toxicology** (*toks-ik-ol'-o-je*) [*τοξικόν*, poison; *λόγος*, science]. The science of the nature and effects of poisons, their detection, and the treatment of poisoning.

**Toxicomania** (*toks-ik-o-ma'-ne-ah*) [*τοξικόν*, poison; *μανία*, madness]. Morbid desire to take some poison.

**Toxicosis** (*toks-ik-o'-sis*) [*τοξικόν*, poison]. A toxic or poisoned state; the state of disease induced by a poisonous principle. Von Jaksch classifies toxicoses as follows: **T., Auto-**, one with clinical symptoms that are caused by the formation of toxic basic products from morbid matter, such as pathologic fluids lodged in certain parts of the system. **T., Exogenic**, one with clinical symptoms induced by the action of toxic bases taken into the system with the food, such as the poison of sausages and cheese. **T., Noso-**, one with clinical symptoms referable to the presence of basic products which are formed in the system (blood, etc.) in disease and eliminated with the urine. **T., Retention**, one with clinical symptoms depending upon the retention of the physiologic bases (e. g. uremia).

**Toxiferous** (*toks-if'-er-us*) [*τοξικόν*, poison; *ferre*, to bear]. Carrying or conveying poison.

**Toxihemia** (*toks-e-hem'-e-ah*). Synonym of *Toxemia*.

**Toxin, Toxine** (*toks'-in*) [*τοξικόν*, poison]. In biology, any diffusible alkaloidal substance analogous to the vegetable alkaloids. Cf. *Antitoxin*.

**Toxinfection** (*toks'-in-fek-shun*) [*τοξικόν*, poison; *infere*, to infect]. Infection by means of a toxin.

**Toxinicide** (*toks-in'-is-id*) [*τοξικόν*, poison; *cadere*, to kill]. Any substance that destroys a toxin.

**Toxiphobia** (*toks-if-o'-be-ah*) [*τοξικόν*, poison; *φόβος*, fear]. Morbid dread of being poisoned.

**Toxiphobic** (*toks-if-o'-be-ak*) [*τοξικόν*, poison; *φόβος*, fear]. A person affected with toxiphobia.

**Toxiresin** (*toks-ir-ez'-in*) [*τοξικόν*, poison; *resina*, resin]. A poisonous decomposition-product of digitalis, resulting when the latter is treated with dilute acids or heated to 240° C. It has the characters of a resin.

**Toxophylaxin** (*tox-o-fi-laks'-in*) [*τοξικόν*, poison; *φύλαξ*, a guardian, protector]. In biology, "a defensive pro-

teid produced in the body of an animal which has an acquired immunity for a given infectious disease, and which has the power of destroying the toxic products of the pathogenic bacteria to which the disease is due." (Sternberg.) Cf. *Toxosozin*. See *Phylaxin*.

**Toxosozin** (*toks-o-so'-zin*) [*τοξικόν*, poison; *σώζειν*, save, keep]. In biology, "a defensive proteid found in the body of a normal animal, which has the power of destroying the toxic products of bacterial growth." (Sternberg.) See under *Phylaxin*. Cf. *Toxophylaxin*.

**Toynbee's Experiment**. The rarefaction of the air of the middle-ear by swallowing, with coincident closure of the mouth and nares. **T.'s Law**. See *Law*.

**Trabal** (*tra'-bal*) [*trabs*, beam]. Pertaining to the trabs; callosal.

**Trabecula** (*tra-bek'-u-lah*) [Lat., a small beam: *pl.*, *Trabeculae*]. Any fibrous process, layer, or cord which goes to make up a framework in an organ or viscus; any medullary or commissural band of cerebral nerve-fibers. Also, the fleshy part of the cardiac columnæ carneæ.

**Trabecular** (*tra-bek'-u-lar*) [*trabecula*, little beam]. Of the nature of a trabecula. **T. Duct**, a duct whose cavity or lumen is crossed by ligneous threads or bands.

**Trabecularism** (*tra-bek'-u-lar-izm*) [*trabecula*, little beam]. Arrangement like the beams of a framed building; support by a trabecular structure.

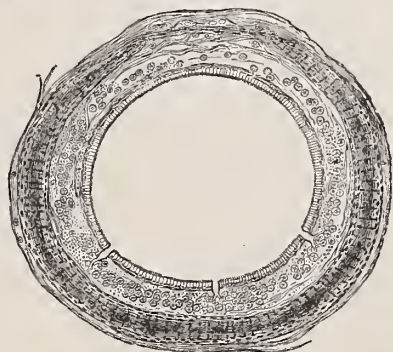
**Trabeculate, Trabeculated** (*tra-bek'-u-lāt, tra-bek'-u-lā-ted*) [*trabecula*, little beam]. Having trabeculae.

**Trabs** (*trabz*) [L., "a beam"]. The callosum or corpus callosum; called also *Trabs cerebri*.


**Trace** (*trās*) [ME., *tracen*, to trace]. 1. A track or mark. 2. A barely recognizable quantity, as a trace of albumin. **T., Primitive**. See *Primitive Trac*.

**Tracer** (*tra'-ser*) [ME., *tracen*, to follow]. An instrument used in dissection for isolating nerves and vessels by tearing the connective tissue.

**Trachea** (*tra-ke'-ah, or tra'-ke-ah*) [*τραχεΐα*, a wind-



TRANSVERSE SECTION OF TRACHEA OF KITTEN.  $\times 15$ . (From Stirling.)



THE TRACHEA.

1. Trachea. 2. Section through cartilages.

pipe]. The windpipe. A cartilaginous and mem-

branous cylindric tube extending from the lower part of the larynx to its division into the two bronchi. It is about four and a half inches in length. In biology : (a) One of the branched respiratory tubes of an arthropod ; these tracheal tubes first appear in *Myriapoda* ; (b) a plant, vessel, or duct formed by the confluence of serially arranged cells. **T.**, **Book-leaf**, a respiratory organ found in the *Arachnoidea*, and consisting of a sac filled with air, into which there project from the anterior wall numerous leaves arranged like those of a book.

**Tracheaectasy** (*tra-ke-ah-ek'-tas-e*) [*τραχεΐα*, trachea ; *ἐκτασις*, dilatation]. Dilatation of the trachea.

**Tracheal** (*tra'-ke-al*) [*τραχεΐα*, trachea]. Pertaining to the trachea or windpipe. **T. Catarrh.** See *Tracheitis*. **T. Tugging**, the feeling of a downward tugging movement of the larynx when the thyroid cartilage is pushed upward from without, sometimes observed in aneurysm of the aortic arch.

**Trachealgia** (*tra-ke-al'-je-ah*) [*τραχεΐα*, trachea ; *ἄλγος*, pain]. 1. Pain in the trachea. 2. Croup.

**Trachealis Muscle** (*tra-ke-a'-lis*) [*τραχεΐα*, trachea]. The intrinsic muscle of the windpipe ; it is represented in man by a set of circular or transverse fibers.

**Tracheary** (*tra'-ke-a-re*) [*τραχεΐα*, trachea]. Pertaining to the trachea. **T. Tissue**, in biology, a term which includes both tracheids and tracheæ, or ducts.

**Tracheid** (*tra-ke'-id*) [*trachea*, the windpipe]. In biology, an elongated tubular plant-cell. Applied mainly to one having bordered pits.

**Tracheitis** (*tra-ke-i'-tis*). See *Trachitis*.

**Trachelagra** (*tra-ke-l'-grah*) [*τράχηλος*, neck ; *ἄγρα*, seizure]. Rheumatic pain in the neck.

**Trachelalis** (*trak-el-a'-lis*) [*τράχηλος*, neck]. The trachelomastoid muscle.

**Trachelectomopexia** (*tra-ke-ek-to-mo-peks'-e-ah*) [*τράχηλος*, neck ; *ἐκτομή*, excision ; *πῆξις*, a fixing]. Partial excision with fixation of the neck of the uterus.

**Trachelectomy** (*tra-ke-ek'-to-me*) [*τράχηλος*, neck ; *ἐκτομή*, excision]. Excision of the uterine cervix.

**Trachelian** (*tra-ke'-le-an*) [*τράχηλος*, neck]. Pertaining to the neck, particularly its dorsal part.

**Trachelismus** (*tra-ke-l'-iz'-mus*) [*τράχηλος*, neck]. Spasmodic contraction of the muscles of the neck.

**Trachelitis** (*tra-ke-i'-tis*) [*τράχηλος*, neck ; *ιτις*, inflammation]. Inflammation of the neck of the uterus.

**Trachelo-** (*tra'-kel-o-*) [*τράχηλος*, neck]. A prefix to denote connection with or relation to the neck. **T.-mastoid**, pertaining conjointly to the neck and the mastoid process. See *Muscles*, *Table of*.

**Trachelocele** (*tra'-kel-o-sel*). Same as *Tracheocele*.

**Trachelocyllosis** (*tra-ke-l-o-sil'-lo'-sis*). Synonym of *Torticollis*.

**Trachelocytosis** (*tra-ke-l-o-sir-to'-sis*). Synonym of *Trachelokyphosis*.

**Trachelocystitis** (*tra-ke-l-o-sis-ti'-tis*) [*τράχηλος*, neck ; *κυστις*, bladder ; *ιτις*, inflammation]. Inflammation of the neck of the bladder.

**Trachelo-diaphragmatic** (*tra-ke-l-o-di-af-rag-mat'-ik*) [*τράχηλος*, neck ; *διάφραγμα*, diaphragm]. Pertaining to the neck and the diaphragm.

**Trachelodynia** (*tra-ke-l-o-din'-e-ah*) [*τράχηλος*, neck ; *δύνη*, pain]. Pain in the neck.

**Trachelokyphosis** (*tra-ke-l-o-ki-fo'-sis*) [*τράχηλος*, neck ; *κίφωσις*, kyphosis]. An anterior curvature of the cervical portion of the spinal column.

**Trachelomyitis** (*tra-ke-l-o-mi-i'-tis*) [*τράχηλος*, neck ; *μῦς*, muscle ; *ιτις*, inflammation]. Inflammation of the muscles of the neck.

**Trachelopanus** (*tra-ke-l-o-fan'-us*) [*τράχηλος*, neck ; *πανος*, swelling]. Tumefaction of the cervical lymphatic glands.

**Trachelopexia** (*tra-ke-l-o-peks'-e-ah*) [*τράχηλος*, neck ; *πῆξις*, a fixing]. Fixation of the neck of the uterus.

**Trachelophyma** (*tra-ke-l-o-fi'-mah*) [*τράχηλος*, neck ; *φῦμα*, growth]. Swelling of the neck.

**Tracheloplasty** (*tra'-kel-o-plas-te*) [*τράχηλος*, neck ; *πλάσσειν*, to mold]. Plastic surgery of the neck of the uterus.

**Trachelorrhaphy** (*tra-ke-l-or'-af-e*) [*τράχηλος*, neck ; *ράφή*, suture]. Suture of the edges of a laceration of the cervix.

**Tracheloscapular** (*tra-ke-l-o-skap'-u-lar*) [*τράχηλος*, neck ; *scapula*, scapula]. Common to the neck and the scapular region.

**Trachelostrophosis** (*tra-ke-l-o-stro-fo'-sis*) [*τράχηλος*, neck ; *στροφή*, a twisting]. Torsion of the neck.

**Trachelotomy** (*tra-ke-lot'-o-me*) [*τράχηλος*, neck ; *τομή*, a cutting]. 1. Incision into the cervix uteri. 2. Decapitation.

**Trachenchyma** (*tra-keng'-kim-ah*). Same as *Tracheary Tissue*.

**Tracheo-** (*tra'-ke-o*) [*τραχεΐα*, trachea]. A prefix to denote connection with or relation to the trachea or windpipe.

**Tracheoœrocele** (*tra-ke-o-a'-er-o-sel*) [*τραχεΐα*, trachea ; *ἄηρ*, air ; *κήλη*, tumor]. A diverticulum of the trachea.

**Tracheoblennorrhœa** (*tra-ke-o-blen-or-e'-ah*) [*τραχεΐα*, trachea ; *βλέννα*, mucus ; *ροία*, a flow]. A profuse discharge of mucus from the trachea.

**Tracheobronchial** (*tra-ke-o-brong'-ke-al*) [*τραχεΐα*, trachea ; *βρόγχος*, bronchus]. Pertaining to the trachea and a bronchus, or the bronchi.

**Tracheobronchitis** (*tra-ke-o-brong-ki'-tis*) [*τραχεΐα*, trachea ; *βρόγχος*, bronchus ; *ιτις*, inflammation]. Inflammation of the trachea and bronchi.

**Tracheocele** (*tra'-ke-o-sel*) [*τραχεΐα*, trachea ; *κήλη*, tumor]. 1. Hernia of the lining membrane of the trachea. 2. Goiter.

**Tracheocynanche** (*tra-ke-o-sin-ang'-ke*). Synonym of *Tracheitis*.

**Tracheo-laryngeal** (*tra-ke-o-lar-in'-je-al*) [*τραχεΐα*, trachea ; *λάρυγξ*, larynx]. Pertaining to the trachea and the larynx.

**Tracheolaryngotomy** (*tra-ke-o-lar-ing-got'-o-me*) [*τραχεΐα*, trachea ; *λάρυγξ*, larynx ; *τομή*, a cutting]. Incision into the larynx and trachea ; combined tracheotomy and laryngotomy.

**Tracheo-œsophageus** (*tra'-ke-o-e-sof-aj'-e-us*) [*τραχεΐα*, the trachea ; *οἰσοφάγος*, esophagus]. A band of muscular tissue sometimes uniting the esophagus and the trachea.

**Tracheopathy** (*tra-ke-op'-ath-e*) [*τραχεΐα*, trachea ; *πάθος*, disease]. Any disease of the trachea.

**Tracheo-pharyngeus** (*tra'-ke-o-far-in'-je-us*) [*τραχεΐα*, the trachea ; *φάρυγξ*, the pharynx]. An anomalous band sometimes uniting the inferior pharyngeal constrictor and the trachea.

**Tracheophony** (*tra-ke-off'-o-ne*) [*τραχεΐα*, trachea ; *φωνή*, voice]. The sound heard over the trachea on auscultation.

**Tracheophyma** (*tra-ke-o-fi'-mah*). Synonym of *Goiter*.

**Tracheopyosis** (*tra-ke-o-pi-o'-sis*) [*τραχεΐα*, trachea ; *πίον*, pus]. Purulent tracheitis.

**Tracheorrhagia** (*tra-ke-or-a'-je-ah*) [*τραχεΐα*, trachea ; *ῥηγνίναί*, to burst forth]. Hemorrhage from the trachea.

**Tracheoscopic** (*tra-ke-o-skop'-ik*) [*τραχεΐα*, trachea ; *σκοπεῖν*, to view]. Pertaining to tracheoscopy.

**Tracheoscopist** (*tra-ke-os'-ko-pist*) [*τραχεΐα*, trachea ; *σκοπεῖν*, to view]. One versed in tracheoscopy.

**Tracheoscopy** (*tra-ke-os'-ko-pe*) [*τραχεΐα*, trachea ;



σκαπεῖν, to inspect]. Inspection of the interior of the trachea, by means of a laryngoscopic mirror and reflected light.

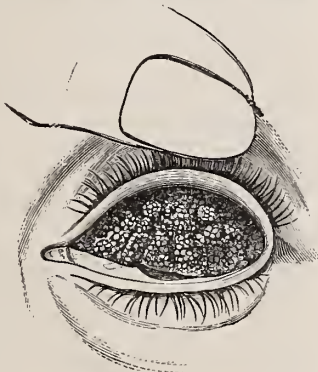
**Tracheostenosis** (*tra-ke-o-ste-no'-sis*) [τραχεΐα, trachea; στενωσις, stenosis]. Abnormal constriction of the trachea.

**Tracheotome** (*tra'-ke-o-tom*) [τραχεΐα, trachea; τομή, a cutting]. A cutting instrument used in tracheotomy.

**Tracheotomy** (*tra-ke-ot'-o-me*) [τραχεΐα, trachea; τομή, a cutting]. Surgical incision of the trachea. **T.**, **Inferior**, one performed below the isthmus of the thyroid gland. **T.**, **Plunge-**. See *Plunge-tracheotomy*. **T.**, **Superior**, one performed above the isthmus of the thyroid gland. **T.-tube**, a tube to be worn in the opening made in tracheotomy, and through which breathing is carried on.

**Trachitis** (*tra-ki'-tis*) [τραχεΐα, trachea; ιτις, inflammation]. Inflammation of the trachea; it may be *acute* or *chronic*. It is marked by tenderness along the course of the trachea and pain on swallowing.

**Trachoma** (*tra-ko'-mah*) [τραχύς, rough: *pl.*, *Trachomata*]. Granular conjunctivitis, a contagious disease of the eyelids that may in severe cases extend to the globe of the eye. It is at first characterized by sago-like elevations of the palpebral conjunctiva, and later by fibrous and cicatricial tissue that by friction produces pannus. The disease is due to a specific diplococcus. **T. arlti**, the granular form. **T.**, **Brawny**, a late stage of mixed trachoma in which the surface of the conjunctiva is rather smooth, although lymphoid infiltration persists. **T. coccus**. See *Bacteria, Synonymatic Table of*. **T. diffusum**, a high degree of mixed trachoma in which large growths cover the tarsal conjunctiva. **T.**, **Follicular**, **T.**, **Mixed**, the usual form of trachoma. See *T. arlti*. **T.-gland**. See *Gland*. **T. verum**. See *T. arlti*. **Horny Epithelium**, or **Summer Granulations**, a form of trachoma.



TRACHOMA.



KNAPP'S IMPROVED ROLLER TRACHOMA-FORCEPS.

matous conjunctivitis similar in appearance to follicular trachoma, but differing from it in the fact that the granules or excrescences are horny or teat-like elevations. The name *Hypertrophic Trachomatous Conjunctivitis* has been proposed for it. **Knapp's Roller-forceps Method** (*of treating trachoma*), the expression of the gelatinous matter in follicular trachoma by a roller-forceps.

**Trachycarpous** (*trak-ik'-ar'-pus*) [τραχύς, rough; καρπός, fruit]. In biology, having the fruit roughened.

**Trachyphonia** (*trak-if'-o'-ne-ah*) [τραχύς, rough; φωνή, voice]. Roughness, or hoarseness, of voice.

**Trachysma** (*trak-iz'-mah*). Synonym of *Trachoma*.

**Trachyspermous** (*trak-is-per'-mus*) [τραχύς, rough; σπέρμα, seed]. In biology, having the seed roughened.

**Tract** (*trakt*) [*tractus*]. 1. An extended area, usually much longer than it is broad. 2. Any one of the columns of white matter of the spinal cord. See *Column*. 3. A track or course. **T.**, **Alimentary**, a musculo-membranous canal, about 30 feet in length, extending from the mouth to the anus. Digestion is its chief function, and in this it is aided by certain accessory organs. **T.**, **Anterior Cerebro-pontile**, a tract of fibers of the crus cerebri extending from the anterior portion of the frontal lobe to the pons. **T.**, **Anterior Pyramidal**. See *T.*, *Pyramidal*. **T.**, **Antero-lateral Ascending**. Synonym of *T.*, *Gowers'*. **T.**, **Bechterew's**. See *T.*, *Tegmental*. **T.**, **Bulbar**, any of the tracts of fibers found in the bulb or oblongata. **T.**, **Central Medullary**, the gray matter of the spinal cord immediately about the central canal. **T.**, **Cerebellar**. See *T.*, *Direct Cerebellar*. **T.**, **Cerebro-pontile**, a tract of fibers passing from the cerebrum through the internal capsule and crus to the pons. **T.**, **Commissural**, the cerebellar peduncle (*Owen*). **T.**, **Crossed Thalamo-tegmental**, a tract of fibers passing through the tegmentum and connecting the thalamus with the spinal cord (*Spitzka*). **T.**, **Digestive**. See *T.*, *Alimentary*. **T.**, **Direct Cerebellar**, an ascending tract of fibers placed at the periphery of the posterior portion of the lateral column of the cord. It passes upward through the lateral tract of the oblongata, the restiform body, and the inferior cerebellar peduncle to the vermiciform process of the cerebellum and to the cerebellar lobes. **T.**, **Fillet**, a tract of fibers passing from the fillet along the upper and outer side of the red nucleus through the internal capsule to the parietal lobe. **T.**, **First Projection**, the corona radiata (*Meynert*). **T.**, **of Flechsig**. See *T.*, *Principal*. **T.**, **Frontal Pontile**. Synonym of *T.*, *Cerebro-pontile*. **T.**, **Fronto-cerebellar**, the tract of fibers connecting the frontal lobe of the brain with the cerebellum. **T.**, **Funicular**. See *Funiculus gracilis*. **T.**, **Genito-urinary**, the genito-urinary organs in continuity. **T.**, **Goll's**. See *Column*, *Goll's*. **T.**, **Gowers'**, a tract of fibers from the posterior roots which run cephalad in the lateral column. One portion of the fibers disappears in the cervical part of the spinal cord, the other terminates in the medulla. **T.**, **Habenular**, a tract of fibers passing from the habenula to the mesal side of the red nucleus at the base of the brain. **T.**, **Intellectual**. Synonym of *T.*, *Fronto-cerebellar*. **T.**, **Intermediary Lateral**, **T.**, **Intermedio-lateral**, a tract of nerve-fibers in the lateral column of the spinal cord, placed midway between the anterior and posterior gray horns. **T.**, **Internidal**, the fibers extending from the nuclei of origin of the third, fourth, and sixth cranial nerves. **T.**, **Intestinal**, the large and small intestine. **T.**, **Lateral**. See *Column*, *Lateral*.

**T.**, **Lemniscus**, a tract of fibers beginning in the upper region of the pons, below the formatio reticularis, and separating into three bundles, the superior, median, and inferior lemnisci. **T.**, **Lissauer's**, a small tract of fibers in the spinal cord at the junction of the posterior horn and the lateral column. The fibers are derived from the posterior roots, and after a short upward course enter the posterior horn. **T.**, **Motor**, the path for motor impulses from the brain to a muscle, consisting of a central and a peripheral portion. The former extends from the cerebral cortex to the gray matter in the anterior horns of the spinal cord; the latter includes the motor cells

in the cord, the fibers passing to the anterior root, the anterior root and the nerve-trunk to the muscle. **T., Myelo-cerebellar.** See *T., Direct Cerebellar.* **T., Olfactory,** the narrow portion of the olfactory lobe of the brain. **T., Ophthalmic, T., Optic,** this arises by two arms or brachia, one from the stratum opticum of the quadrigeminal bodies, the other from the optic thalamus. From the junction of the two arms it winds obliquely across the under surface of the crus cerebi, to which it is attached by its anterior margin, then passes forward, being connected with the tuber cinereum and the lamina cinerea. Finally, it unites with the tract of the opposite side to form the chiasm. **T., Peduncular,** any tract of fibers in the crus cerebi. **T., Posterior Cortical,** a tract of fibers passing from the cortex of the occipital and temporal lobes to the nerve-cells in the pons. **T., Postpyramidal,** the dorsal pyramid of the cord. **T., Prepyramidal,** the ventral pyramid of the cord. **T., Principal,** that portion of the ventral column of the cord not belonging to the direct pyramidal tract. **T., Pyramidal,** the continuation in the spinal cord of the ventral pyramids of the oblongata. At the decussation of the pyramids about three-quarters of the fibers usually cross to the opposite side. These pass down the cord in the lateral column and constitute the *lateral (or crossed) pyramidal tract*. Those that do not decussate pass down in the inner part of the ventral column at the side of the ventral median fissure and constitute the *ventral (or direct) pyramidal tract*. **T., Radicular,** the portion of the spinal cord dorsad of the principal tract. **T., Respiratory,** the respiratory organs in continuity. **T., Restiform,** the restiform bodies. **T., Semilunar,** a semilunar band of fibers in the outer portion of the cerebellar hemisphere. **T., Sensory,** any tract of fibers conducting sensation to the brain. **T., Speech,** a group of fibers passing from the cortex of the sub-frontal gyrus of the left side, usually to the nuclei of origin in the oblongata of the nerves connected with the apparatus of speech. **T., Spiral,** the spiral impression in the large fossa of the cribriform plate. It is pierced by foramina for transmitting filaments of the auditory nerve. **T., Tegmental,** a tract of fibers in the tegmentum, probably connecting the olivary body with the mid-brain. **T., Teretial.** Synonym of *Fasciculus teres*. **T., Tertiary Projection,** the peripheral nerves originating from the nuclei surrounding the aqueduct, and from the cells in the gray matter of the spinal cord. **T., Urogenital.** Synonym of *T., Genito-urinary*. **T., Uveal.** Synonym of *Uvea*. **T., Voluntary Motor,** that portion of the motor tract extending from the cortex of the brain to the ventral horns of the cord. **Tractellum** (*trak-tel'-um*) [dim. of *tractus*, a tract: *pl., Tractella*]. In biology, that flagellum of an infusorian which precedes in locomotion. **Traction** (*trak'-shun*) [*trahere*, to draw]. The act of drawing or pulling. **T.-aneurysm,** an aneurysm most commonly seen in children, and if seen in adults to be referred to childhood, due to traction on the aorta by an incompletely atrophied ductus Botalli. **T., Axis,** traction in the axis or direction of a channel, as of the pelvis, through which a body is to be drawn. **T., Axis Forceps,** an obstetric forceps for performing axis-traction in the delivery of the fetus. **T.-diverticulum,** a circumscribed sacculatation of the esophagus from the traction of circum-esophageal adhesions. **T., Elastic,** traction by an elastic force. **Tractor** (*trak'-tor*) [*trahere*, to draw]. 1. An instrument for making traction. 2. See *Perkinism*. **Tractoration** (*trak'-tor-a'-shun*) [*trahere*, to draw]. Treatment by metallic tractors; *Perkinism*.

**Tractus** (*trak'-tus*). See *Tract*. **Tragacanth** (*trag'-a-kanth*). See *Tragacantha*. **Tragacantha** (*trag'-a-kan'-thai*) [τραγάκανθα; τράγος, goat; ἀκανθα, thorn: *gen., Tragacanthæ*]. The exudation of several species of *Astragalus* found in Asia Minor. A natural mixture of gum arabic and bassorin. A demulcent employed mainly as a vehicle for resins and insoluble powders. **T., Glycerinum** (B.P.), tragacanth, glycerin, and distilled water; a translucent jelly. **T., Mucilago,** tragacanth 6, glycerin 18, water to 100 parts. Dose  $\frac{3}{j}$ , *ad libitum*. **T., Pulv., Comp.** (B.P.), tragacanth, gum acacia, starch, and refined sugar. Dose gr. xx- $\frac{3}{j}$ . **Tragacanthin** (*trag-a-kan'-thin*). See *Bassorin*. **Tragal** (*tra'-gal*) [τράγος, goat]. Pertaining to the tragus. **Tragalism** (*trag'-al-izm*) [τράγος, goat]. Salaciousness; sensuality. **Traganthin** (*trag-an'-thin*). See *Bassorin*. **Tragicus** (*traj-ik'-us*). See *Muscles, Table of*. **Tragophonia** (*trag-off-o'-ne-ah*). Synonym of *Egophony*. **Tragopodia** (*trag-op-o'-de-ah*) [τράγος, goat; ποίς, foot]. Knock-knee. **Tragus** (*tra'-gus*) [τράγος, goat]. The small prominence of cartilage projecting over the meatus of the external ear. **Trailing Arbutus** (*tra'-ling ar'-bu-tus*). Ground Laurel, May Flower. The leaves of *Epigaea repens*. Diuretic and astringent. It has been used to allay irritability of the urinary organs. Dose of fld. ext.  $\frac{3}{ss-j}$ . Unof. **Train** (*trān*) [ME., *trainen*, to draw]. A following; that which is drawn after. **T.-murmur.** See *Fisher's Murmur in Signs and Symptoms, Table of*. **T.-oil.** See *Whale-oil*. **Training** (*trān'-ing*) [ME., *trainen*, to draw]. Systematic exercise for physical development or for some special attainment. **T.-school,** an institution where persons are instructed in nursing. The majority of the large hospitals have established such institutions. **Trait** (*trāt*) [Fr., *trait*, a line]. Any natural characteristic or feature that is peculiar to an individual. **Tramosericous** (*tram-o-ser-ish'-us*) [*trama*, weft; *sericeus*, silken]. In biology, having a satin-like luster. **Trampling** (*tram'-pling*) [ME., *trampelen*, to trample]. The killing and bruising of animals in conveyance by rail or sea by being thrown down and trampled upon by the feet of their companions. **Trance** (*trans*) [*transitus*, a passing or passage]. 1. A form of catalepsy, characterized by a prolonged condition of abnormal sleep, in which the vital functions are reduced to a very low minimum, and from which the patients ordinarily cannot be aroused. The breathing is almost imperceptible, and sensation is abolished. The onset and awakening are both very sudden. 2. The state of syncope much protracted. **T.-doctor,** a mesmerist. **T., Hysteric,** the trance-like condition sometimes met with in hysteria. **Trans-** [*trans*, across]. A Latin preposition used as a prefix to denote across. **Transcendental** (*tran-sen-den'-tal*) [*trans*, across; *scandere*, to climb]. Beyond the bounds of experience. **T. Anatomy,** philosophic anatomy. **Transductor** (*trans-duk'-tor*). Synonym of *Transversus pedis*. **Transect** (*tran-sekt'*) [*trans*, across; *secare*, to cut]. To make a transection. **Transection** (*tran-sekt'-shun*) [*trans*, across; *secare*, to cut]. Any section made across the long axis of a part, or of the whole body, in the latter case dividing it into



cephalic and caudal regions. See *Position and Direction*, *Table of Intrinsic Terms*.

**Transfer** (*trans'-fer*). See *Phenomena of Transfer*.

**Transference** (*trans-fer'-ens*) [*trans*, across; *ferre*, to bear]. Supposed transmission of thought from one individual to another through the agency of a hypothetical psychic force; mind-reading, or thought-reading; hypnotic suggestion. **T. of Sensibility**. See *Sensitization*.

**Transfix** (*trans-fiks'*) [*trans*, across; *figere*, to fix]. To pierce.

**Transfixion** (*trans-fik'-shun*) [*trans*, across; *figere*, to fix]. In amputation, the passage of the knife directly through the soft parts, cutting being done from within outward.

**Transformation** (*trans-fo-ra'-shun*) [*trans*, across; *forare*, to pierce]. Applied especially to perforation of the fetal skull. Synonym of *Perforation*.

**Transformation** (*trans-form'-shun*) [*trans*, across; *formare*, to form]. A change of form or constitution; degeneration. In biology, the series of changes or metamorphoses undergone by certain animals during the early stages of their individual life-history. Cf. *Pleomorphism*.

**Transformism** (*trans-form'-mizm*) [*trans*, over; *formare*, form, shape]. In biology, the doctrine of descent with modification; the transmutation of species.

**Transfrontal** (*trans-front'-tal*) [*trans*, across; *frons*, forehead]. Crossing the frontal lobe of the brain.

**Transfusion** (*trans-fu'-shun*) [*trans*, across; *fundere*, to pour]. The transfer of liquid from one vessel to another; applied especially to the introduction into a vessel of the body of blood from another body. **T.**, **Arterial**, the transfusion of blood into an artery. **T.**, **Auto-**, the driving of the blood from the periphery to the center—the heart and the brain—in order to maintain the circulation, as in bandaging of the limbs in post-partum hemorrhage. **T.**, **Direct**, or **Immediate**, the transfusion of blood from one person to another without exposure to the air. **T.**, **Indirect** or **Mediate**, the introduction of blood that has first been drawn into a vessel. **T.**, **Nervous**. See *Organotherapy*. **T.**, **Peritoneal**, transfusion into the peritoneal cavity. **T.**, **Reciprocal**, the exchange of equal volumes of blood between a patient suffering from a febrile disease and one who is convalescent from that disease, the blood of the latter being supposed to contain an antitoxin. **T.**, **Venous**, transfusion into a vein.

**Transiliac** (*trans-il'-e-ak*) [*trans*, across; *ilium*, ilium]. Passing across from one ilium to the other, as the transiliac diameter or axis.

**Transilient** (*trans-il'-e-ent*) [*trans*, over; *salire*, to leap]. Extending across. **T. Fiber**, a nerve-fiber passing from one convolution of the brain to another not immediately adjacent.

**Transillumination** (*trans-il-lu-min-a'-shun*) [*trans*, through; *illuminare*, to illuminate]. The throwing of an intense light through the substance of a hollow organ as a means of diagnosis.

**Transinsular** (*trans-in'-su-lar*) [*trans*, across; *insula*, island]. Traversing the insula of the brain, as *e. g.*, a fissure.

**Transischiac** (*trans-is'-ke-ak*) [*trans*, across; *ischium*]. Extending transversely from one ischium to the other. **T.-convolutions**, connecting gyri or isthmuses.

**Transition** (*trans-ish'-un*) [*transire*, to go over]. Change; passage from one state to another. **T.-resistance**, the resistance introduced into an electric current by the accumulation of decomposition-products upon the electrodes.

**Transitory** (*trans-it-or-e*) [*transire*, to go over].

Temporary; not permanent; as *transitory* mania, or frenzy.

**Translocate** (*trans-lo'-kat*). Same as *Dislocate*.

**Translucent** (*trans-lu'-sent*) [*trans*, across; *lucere*, to shine]. Permitting a partial transmission of light; semitransparent.

**Translucid** (*trans-lu'-sid*). Synonym of *Translucent*.

**Translumination** (*trans-lu-min-a'-shun*). Synonym of *Transillumination*.

**Transmigration** (*trans-mi-gra'-shun*) [*trans*, across; *migrare*, to wander]. The passage of cells or particles through a membranous septum, as, *e. g.*, the colorless corpuscles of the blood in inflammation, or the passage of cells across a space. **T.**, **External**, the passage of an ovum from one ovary to the opposite oviduct without traversing the uterus, that is, by way of the peritoneal cavity. **T.**, **Internal**, the passage of the ovum through its proper oviduct into the uterus and across to the oviduct of the opposite side.

**Transmissibility** (*trans-mis-ib-il'-it-e*) [*trans*, across; *mittere*, to send]. The capability of being transmitted or communicated from one person to another.

**Transmission** (*trans-mish'-un*) [*trans*, across; *mittere*, to send]. 1. The communication or transfer of anything, especially disease, from one person or place to another. 2. See *Heredity*. **T.**, **Duplex**, the property of nerves of transmitting impulses in two directions.

**Transmutation** (*trans-mu-ta'-shun*) [*transmutare*, to change]. The process of changing; the conversion of one substance or one form into another substance or form.

**Transocular** (*trans-ok'-u-lar*) [*trans*, across; *oculus*, eye]. Extending across the eye.

**Transpalatine** (*trans-pal'-at-in*) [*trans*, across; *palatine*]. 1. Transverse, as a palatine bone, which extends on either side from the median line. 2. A bone of certain sauropsidan vertebrates.

**Transpalmar** (*trans-pal'-mar*) [*trans*, across; *palma*, palm]. Situated across the palm.

**Transpalmaris** (*trans-pal'-ma'-ris*) [*trans*, across; *palma*, palm]. The palmaris brevis muscle. See *Muscles*, *Table of*.

**Transparent** (*trans-pa'-rent*) [*trans*, across; *parere*, to appear]. Having the property of permitting the passage of light-rays without material obstruction, so that objects beyond the transparent body can be seen. **T. Finger**. See *Finger*.

**Transperinæus** (*trans-per-in-e'-us*) [*trans*, across; *perinæum*, perineum]. The transversus perinæi muscle.

**Transpinalis** (*trans-spi-na'-lis*) [*trans*, across; *spinalis*, spinal]. Any intertransverse muscle of the spinal tract.

**Transpiration** (*trans-spi-ra'-shun*) [*trans*, across; *spirare*, to breathe]. 1. The act of passing fluid, vapor, or gas through a membrane, especially through the skin; perspiration. 2. The material passed off. 3. In biology, the evaporation of water or other vaporizable matter from the plant. **T.**, **Pulmonary**, the exhalation of watery vapor from the lungs.

**Transplanter** (*trans-plan'-tar*) [*trans*, across; *planta*, sole]. Lying across the sole.

**Transplantation** (*trans-plan-ta'-shun*) [*trans*, across; *plantare*, to plant]. The operation of grafting. See *Graft*. **T. of Cornea**. See *Keratoplasty*.

**Transpleural** (*trans-plu'-ral*) [*trans*, across; *πλευρά*, side]. Crossing the pleural sac.

**Transposition** (*trans-po-zish'-un*) [*trans*, across; *ponere*, to place]. An interchange of position, as of the viscera; also termed *Situs inversus*.

**Transprocess** (*trans-pros'-es*) [*trans*, across; *processus*, process]. A transverse process.

**Transsubstantiation** (*trans-sub-stan-she-a'-shun*) [*trans*, through; *substantia*, substance]. The replacement of one tissue by another.

**Transtemporal** (*trans-tem'-po-ral*) [*trans*, across; *tempus*, temple]. Crossing the temporal lobe. (Wilder.)

**Transudate** (*trans'-u-dat*) [*trans*, through; *sudare*, to perspire]. A liquid or other substance the result of transudation.

**Transudation** (*trans-u-da'-shun*) [*trans*, through; *sudare*, to perspire]. 1. The passing of any fluid through a membrane or tissue, especially the blood-serum through the vessel-walls. 2. Transudate.

**Transudatory** (*trans-u'-da-to-re*) [*trans*, through; *sudare*, to perspire]. Passing by or pertaining to transudation.

**Transversal** (*trans-ver'-sal*) [*trans*, across; *vertere*, to turn]. Transverse; running across.

**Transversalis** (*trans-ver-sal'-lis*) [*trans*, across; *vertere*, to turn]. See *Muscles*, Table of. **T. Fascia**, the fascia on the inner surface of the transversalis muscle, between the latter and the peritoneum.

**Transverse** (*trans-vers'*) [*trans*, across; *vertere*, to turn]. Cross-wise; at right angles to the longitudinal axis of the body. **T. Presentation**, a presentation of the fetus at right angles to the longitudinal axis of the uterus.

**Transversus** (*trans-ver'-sus*). See *Muscles*, Table of.

**Trap** (*trap*) [ME., *trappe*, trap]. A device intended to prevent the escape of foul vapors from sewers and waste-pipes into a house. It generally consists of one or more S-shaped pipes, filled with water; some are provided also with valves. **T.-door Flap**, a semicircular or horseshoe flap made in trephining the skull.

**Trapezate** (*trap'-ez-ät*). Same as *Trapeziform*.

**Trapezial** (*tra-pez'-e-äl*) [*τράπεζα*, table]. Pertaining to the trapezium, or to the trapezoid.

**Trapeziform** (*tra-pez'-if-orm*) [*τράπεζα*, table; *forma*, form]. Having the shape of a trapezium.

**Trapezium** (*tra-pez'-e-um*) [*τράπεζα*, table]. In anatomy: 1. The first bone of the second row of carpal bones. 2. A tract of the brain consisting of a transverse fiber-mass situated in the ventral part of the oblongata nearly coinciding with the level of entry of the cephalic acoustic root. Cephalad it extends into the lateral part of the lemniscus. It is probably a part of the centripetal auditory tract. Exposed in most animals, it is *in man* covered by the caudal extension of the pons.

**Trapezium** (*tra-pez'-e-us*). See *Muscles*, Table of.

**Trapezoid** (*trap'-ez-oid*) [*τράπεζα*, a table; *εἶδος*, like]. One of the bones of the wrist. See *Bone*. **T. Ligament**. See *Ligaments*, Table of.

**Trapp's Formula or Coefficient**. A figure employed in the estimation of the quantity of solid matters in a sample of urine. In Trapp's formula the figure is 2, while in *Hæser's Coefficient* it is 2.33. The approximation to the quantity of solid matters present may be obtained by multiplying the last two figures of the specific gravity by 2 in Trapp's formula, or 2.33 in Hæser's formula.

**Traube's Plugs**. The same as *Dittrich's Plugs*. **T.'s Semilunar Space**, a space on the left side of the chest where there normally is found a vesiculo-tympanic sound, due to air in the stomach. **T.-Hering's Curves**, pulse-curves showing that the varying activity of the vasomotor center suffices to produce undulations in the blood-pressure tracing.

**Trauber-Rosenstein Theory**. A theory of the cause of puerperal eclampsia. It is claimed that the convulsions are due to an anemia brought about by an edema of the brain, the result of some poison circulating in the blood.

**Traulism, or Traulismus** (*traw'-liz-m, traw-liz'-mus*) [*τραυλισμός*, a lispings]. A lispings; a stammer; drawling, or imperfect utterance.

**Trauma** (*traw'-mah*) [*τραῦμα*, a wound: *pl.*, *Traumata*]. A wound.

**Traumatic** (*traw-mat'-ik*) [*τραυματικός*]. Pertaining to or caused by a wound or injury. **T. Degeneration**, the degeneration of the ends of nerves at the point of section, extending to the nearest node of Ranvier, after which fatty degeneration begins. **T. Fever**, fever following within from eight to thirty-six hours of an operation or injury. It is due to absorption of poisonous material from the seat of injury. **T. Hysteria**. See *Fright-neuroses*. **T. Infective Diseases**, a class of diseases characterized by definite symptoms following wounds or abrasions. Koch has demonstrated that each of these diseases is caused by a distinct microbe that is capable of reproducing the disease if inoculated into other animals. **T. Suggestion**. See *Auto-suggestion*.

**Traumatizin** (*traw-mat'-is-in*) [*τραῦμα*, trauma]. A 10 per cent. solution of gutta percha in chloroform, used locally in superficial wounds and skin-affections; chrysophanic acid is sometimes added, or other appropriate medicament. Unof.

**Traumatism** (*traw'-mat-izm*) [*τραῦμα*, wound]. The condition of one suffering from injury. The systemic condition following trauma. **T. of Motion**, injury resulting to a diseased joint from improper fixation.

**Traumatocacé** (*traw-mat-ok'-as-e*) [*τραῦμα*, a wound; *κακός*, bad]. Synonym of *Hospital Gangrene*.

**Traumatology** (*traw-mat-ol'-o-je*) [*τραῦμα*, a wound; *λόγος*, science]. A treatise on wounds.

**Traumatonesis** (*traw-mat-o-ne'-sis*) [*τραῦμα*, a wound; *νήσις*, a suture]. Suture of a wound.

**Traumatopnea** (*traw-mat-op-ne'-ah*) [*τραῦμα*, wound; *πνοή*, breath]. The passage of air through a wound in the chest-wall during the respiratory movements.

**Traumatopyra** (*traw-mat-o-pil'-rah*) [*τραῦμα*, wound; *πῦρ*, fever]. Synonym of *Traumatic Fever*.

**Traumatosepsis** (*traw-mat-o-sep'-sis*) [*τραῦμα*, a wound; *σήψις*, putrefaction]. Synonym of *Hospital Gangrene*.

**Traumatosis** (*traw-mat-o'-sis*) [*τραῦμα*, a wound]. Traumatism.

**Traumatyphus** (*traw-mat-i'-fus*) [*τραῦμα*, a wound; *τύφος*, typhus]. A name for *Hospital Gangrene*.

**Travail** (*traw'-äl*). Labor in childbirth.

**Tray** (*tra*) [ME., *treje*, tray]. A flat, shallow vessel of glass, hard rubber, or metal, for holding instruments during a surgical operation.

**Treacle** (*tre'-kl*). See *Theriaca* and *Molasses*.

**Tread** (*tred*). See *Cicatricula*.

**Treadlers' Cramp**. See *Cramp*.

**Treat** (*trät*) [ME., *treten*, to treat]. To manage disease by the application of remedies.

**Treatment** (*trät'-ment*) [*tractare*, to treat]. The means employed in effecting the cure of disease; therapeutic management or methods. **T., Method of**, a manner or way of managing a certain pathologic condition. Some of the various methods of treatment are appended: **T., Apostoli's**, the treatment of diseases of the uterus by electricity; the positive pole being inserted in the uterus itself and the negative pole applied externally. **Arnot's Method**, the use of ice and salt to produce local anesthesia. **Bain's Method**, a method of artificial respiration; the operator, at the head of the subject, places the fingers of each hand in the axillæ in their front aspect, with the thumbs on the clavicles, and pulls the shoulders horizontally toward him with a certain degree of force. **T., Balfour's**, the method of treating aneurysm by



means of iodid of potassium. It lowers the blood-tension of the artery, and also brings about a thickening and contraction of the aneurysmal sac. **T., Banting**, a treatment of obesity; the withdrawal of carbohydrates from the food and the use of a diet of nitrogenous food. **Barnes's Method**: 1. For placenta prævia: (a) puncture the membranes; (b) apply a firm binder over the uterus; (c) tampon the cervix and vagina; (d) detach the placenta from its lower polar zone; (e) dilate the cervix; (f) deliver at once; (g) introduce the hand and remove the placenta. 2. Reduction of uterine inversion by first incising the cervix on each side, so as to divide the circular fibers. **Barrier's Method** of treating uterine inversion. The uterus is grasped in the whole hand, and, using the sacrum as a point of resistance, the cervix is forced up against it, at the same time depressing the fundus with the thumb. **Baudelocque's Method** of converting a face-presentation into a vertex-presentation. The hand is passed into the vagina and the thumb placed in the mouth or on the chin of the child, while the fingers are passed up over the occipital protuberance. Pressure is then made by the thumb in succession upon the chin, the fossæ caninæ, and the brow, the fingers at the same time making traction upon the occiput. The head is thus flexed. **Baunscheidt's Method**, acupuncture by means of numerous needles fixed in a framework, and which are forcibly projected by releasing a spring. **Bergeon's Method**; the treatment of pulmonary tuberculosis by rectal injections of hydrogen sulphid gas mixed with carbon dioxide. **T., Bettman's**. See *Subvolutio*. **T., Bier's**, of strumous joints; it consists in causing congestion of the part by bandaging and elevating the unaffected extremities. **Bigelow's Method**; extension of the thigh in luxations of the hip, with the limb at a right angle with the body. **Bird's Method** of treating bed-sores consists in the application of a constant mild galvanic current. **Bouchard's Diet** for dilatation of the stomach. Twelve ounces only of fluid at breakfast and dinner, and this must be non-fermenting; red wines are prohibited, but mineral (table) waters, water containing one-third of beer, or a quarter pint of white wine, or a dessertspoonful of brandy, may be taken. No drink is to be taken between meals. **Bouchard's Method** of treating typhoid fever. The patient is bathed eight times each day, the bath in which he is placed being three degrees lower than the rectal temperature. The water is then gradually cooled down to 86° F. Every third day the patient receives half an ounce of sulphate of magnesium. During the first four days of treatment seven grains of calomel are given daily in divided doses. During the period of intestinal disorder a dram of naphthol and half a dram of salicylate of bismuth are given in divided doses, and every morning and evening the bowels are washed out with warm water containing naphthol. Quinin is administered as required. The diet consists of broths, gruels, and lemonade. Opiates are given to allay delirium. **T., Bouchardat's**, of diabetes consists in a dietary which allows meat and fresh vegetables, but prohibits milk, sugar, and all substances rich in carbohydrates. **T., Boynton's**, the application of adhesive straps to ulcers of the leg. **T., Braithwaite's**, for carcinoma of the uterus, consists in the continual application of chlorid of zinc to the affected part. **Brand Method** of treating fever consists in immersion in a bath at the temperature of 68° F., every 3 hours, when the bodily temperature reaches 102° F. Friction of the surface is essential; cold should be applied to the head; stimulants may be administered after the bath, and the

patient is put back to bed and dried between sheets. The duration of the bath is from 5 to 15 minutes. **Brandt's Method** of treating diseased Fallopiian tubes. It consists in attempting to empty the distended tube into the uterus by massage, rolling it gently between the fingers of both hands. **Brémond's Method** of treating syphilis. The patient is placed in a box with his head out, and a spray of numerous jets of steam containing particles of corrosive sublimate or potassium iodid is directed upon the body. **Bronson's Method** of preventive treatment of syphilis. This has been worked out on a purely theoretic basis. Bronson believes that rapid disappearance of the initial lesion may be caused, together with the probable abortion or prevention of the secondary stage, by hypodermatic injections of mercurial solutions around and under the nodule on the penis and into the substance of the inguinal lymphatic glands. **T., Brown-Séquard**, the use of injections of testicular extract. See *Organotherapy*. **Bryant's Method** for treating fracture of the femur in children. It consists in vertical extension of the legs. Both limbs are flexed at a right angle with the trunk, and attached to a bar above the bed. **Buck's Method** of treating fractures by continuous extension by means of a weight and pulley. **T., Bülow's**, for empyema consists in the aspiration of the pleural cavity by means of a siphon. **Byrd's Method**. See *Artificial Respiration*. **Byrne's Method**; reduction of uterine inversion by applying pressure by means of a cup having a false bottom, which advances, while counter-pressure is made above by means of a bell-shaped cup, having a conical plug, which serves to dilate the inverted cervix. **Cameron's Method**, a method of treating foreign bodies in the alimentary canal. See *Cure, Potato*. **T., Cantani's**, of cholera: (a) The repeated introduction high up into the bowel, at a temperature of from 100.4° to 104° F., of from 3 to 4 pints of water or infusion of chamomile containing from 75 grs. to 5 drs. of tannic acid and from 30–50 drops of tincture of opium, at times with from an ounce to an ounce and a half of gum arabic (*enteroclysis*); (b) the introduction into the subcutaneous connective tissue of 2 pints of sterilized water, at a temperature of from 100.4° to 104° F., containing in solution a dram of sodium chlorid and 45 grs. of sodium carbonate (*hypodermatoclysis, subcutaneous infusion*). **Carr's Method** of treating placenta prævia. It consists in detaching and removing the placenta, and then removing the child as rapidly as possible. **Cohen's Method** of treating placenta prævia. It consists in detaching the smaller flap of the placenta which passes over the os internum to the side opposite from the main body, thus converting a central into a lateral implantation. **Cohen's Method** of inducing premature labor. It consists in passing an elastic catheter between the membranes and the uterine wall, and slowly injecting 7 or 8 ounces of warm water, so as to partially separate the membranes. **Cooper's Method** of extension in luxation of the thigh. The patient is in the recumbent position. Extension is made by means of a band passed around the thigh above the knee, and a counter-extending band is passed between the thighs close to the dislocated member, and fixed in a line with the body. **Copeman's Method** of treating pernicious vomiting of pregnancy. It consists in dilating the cervical canal with the forefinger or with special instruments devised for the purpose. The results are said to be good. **Corbin (Dr. Job Corbin)**, of Brooklyn (New York), Method of treating diphtheria. It consists in the sublimation of calomel and compelling the patient covered by a temporary tent made of sheets, blankets, or

other available articles, to inhale the air impregnated with the sublimed material. **Corning's Method** of inducing local anesthesia. The production of local anesthesia by multiple cutaneous puncture and the introduction of cocaine by the aid of a galvanic battery. **Courty's Method** of treating uterine inversion. Reduction is accomplished in the usual manner by effecting counter-pressure by two fingers passed into the rectum and hooked over the mass. **Crédé's Method** of removing an adherent placenta. It consists in manual expression. **Crédé's Prophylaxis of Ophthalmia neonatorum**; immediately after birth the eyes of the child are cleansed with clean water and cloth or cotton, and one drop of a 2 per cent. sol. of silver nitrate dropped into each eye. **Dancel's Method** of treating obesity. It was to prescribe as dry a diet as possible. The food taken should contain very little water, and very little drink should be taken at any time. Soups and fluid foods were forbidden. Not more than from six to twelve ounces of fluid were allowed at each meal. Abstinence from fatty and farinaceous foods was enforced, frequent purges were enjoined, and much exercise on foot. **Daremborg's Method** of feeding consists in the employment of peptonized enemata. **Davy's Method** of controlling hemorrhage in hip-joint amputation; by means of a lever introduced into the rectum. **Débove's Method**; the method of over-alimentation or forced feeding in the treatment of tuberculosis. The stomach is first washed out with cold water, and then, through the stomach-tube, a mixture is introduced containing a liter of milk, an egg, and 100 grams of very finely powdered meat. This is given three times a day. **Denneth's System** of reducing obesity. It has for its aim the exclusion as far as possible of alimentary hydrocarbons, while permitting a certain proportion of fat. It closely resembles Ebstein's method. **Detmold's Method**; the arrest of hemorrhage by the withdrawal of a considerable amount of blood from the circulation by means of ligatures placed around one or more limbs, just tightly enough to arrest the venous return without obstructing the arterial flow. **Deventer's Method of Extraction after Version**; the after-coming head and the extended arms are extracted together by simple traction on the feet and shoulders. When the shoulders appear at the vulva, the head is swung sharply backward, one hand grasps the feet, the other the shoulders, and both hands make traction simultaneously and directly toward the floor. **Dew's Method**. See *Artificial Respiration*. **Diday's Method**; the expectant plan of treatment of syphilis. **Dublin Method**; treatment of aneurysm by compression of the diseased vessel on the cardiac side of the tumor. **T., Durande's**, for biliary lithiasis: ether 3 parts, oil of turpentine 2 parts; of this 20-30 drops are given three times daily. **Duverger's Method**, or **Suture**, for wounds of the intestines. The trachea of a calf is inserted into the intestine and the wound closed over it with interrupted sutures. **T., Ebstein's**, for obesity; a modification of the Banting method, but with the inclusion of fatty substances. **Emmet's Method** of treating uterine inversion; the body of the womb is grasped in the hand firmly and the fingers immediately expanded so as to put the tissues around the cervix on the stretch, while the hand above aids in dilating the cervical ring. If only partial reduction can be secured, the lips of the os are stitched together over the fundus. **Fenwick's Method** of treating pyrexia consists in passing a constant current of cool air over the patient. This is accomplished by placing ice or ice-water near, but not in contact with, the patient. See *Ice-cradle*. **Fergusson's Method** of treating aneurysm; the

tumor is manipulated so as to detach a fragment of fibrin or old clot, which will plug the efferent artery. **T., Filleaw's**; the method of treating pulmonary tuberculosis by subcutaneous injections of carbolic acid. **Finsen's Method**; a method of treating smallpox, by confining the patients in a room from which the ultra-violet rays of light are shut out by red window-panes or by covering the windows with red curtains. **Fleury's Method** of treating aneurysm; compression by flexion of the limb. **Forest's Method**. See *Artificial Respiration*. **Fournier's Method**; the interrupted treatment of syphilis. It consists in administering mercury for a period of two months, then stopping for a certain time, at least a month, during which the patient becomes unaccustomed to the remedy. This is followed by a course of treatment for six weeks or two months, and then a respite for three months, and so on. **Gerst's Method** of massage of the neck; the patient faces the masseur with the head thrown back, so as to expose the neck. The operator places his hands at the lobes of the ears and performs a stroking downward to the shoulder, the patient breathing freely and easily. **T., Goats' Blood**; a method of treating pulmonary tuberculosis by the free administration of goats' blood. **Gould's Method** of Treating Monocular Amblyopia; by perfect correction of the ametropia and muscular imbalance, and monocular exercise of the amblyopic eye, the other being covered by a blinder. **G.'s Method** of Treating Exophoria; innervational gymnastics with prisms, bases toward the temples, of a higher degree than the patient can at first overcome at 20 feet, coupled with fusion-exercises, the object being gradually carried from the near-point to the distant point. **G.'s Method** of Treating Functional Lacrymal Stenosis; submergence of the puncta with an antiseptic and astringent solution and synchronous massage of the sac. **Gram's Method**. See *Actinomyces*. **T., "Grape-cure,"** for cardiac hypertrophy consists in the daily consumption of large quantities of grapes. **Guérin's Method** of dressing an amputation; the encasing of the stump after amputation in a dense mass of cotton as a permanent dressing. **T., Guthrie's**, for hospital gangrene; the local use of the mineral acids. **Hall's Method**. See *Artificial Respiration*. **Hay's (Matthew) Method** of treating hydrothorax; by means of a concentrated solution of Epsom salt, together with dry diet. **Hegar-Kohn Method** of preventing ophthalmia neonatorum; as soon as the head is born the closed eyelids are carefully dried with two or three pledgets of antiseptic absorbent cotton moistened with Van Swieten's solution (corrosive sublimate 1 part, alcohol 100 parts, water 900 parts). As soon as the child is born the eyelids and all the surrounding tissues are cleansed with the same solution until an absolutely aseptic surface is obtained. **Hicks' Method**; a method of performing bimanual version; especially adapted to the treatment of placenta previa. **Hilton's Method** of treating deep abscesses consists in a simple incision through the skin with a scalpel, and the separation of the deep parts by means of a blunt instrument, as, *e. g.*, the blades of a dressing forceps. **Hœffinger's Method** for massage of the neck; the patient sits with the head erect. The operator stands behind and places his hands beneath the patient's ears, and strokes downward toward the shoulder, the hand covering the principal part of the trapezius muscle. **Hœning's Method** of expression of retained fragments after abortion; one finger is placed in the vaginal vault while the fingers of the other hand grasp the uterus through the abdominal wall and gradually squeeze out



the contents of that organ. **Hoffmann's Method**; a method of treating chronic inflammation of the tonsils. It consists in breaking down the tonsils by means of a blunt hook introduced into the crypts. **Howard's Method**. See *Artificial Respiration*. **Huchard's Diet** for dilatation of the stomach; the strict limitation of liquids, a glass and a half only at each meal; all food-substances and fruits containing much water are to be rejected, and only very thick soups permitted; roast meat, eggs, and the drier kinds of vegetables are allowed. **T., Hutchinson's**, in hip-disease; the weight of the limb is utilized as the extending force, a patten being worn on the sound foot. **T., Hutchinson's**, of lupus erythematosus; it consists in rubbing the part with lint dipped in benzoline every night, and then applying a weak (4 grains to the ounce) yellow oxid of mercury ointment. **T., Indian**, of goiter, consists in the inunction of an ointment of biniodid of mercury. This is to be followed by exposure of the goiter to the direct rays of the sun until the smarting becomes unbearable. **T., Jürgenssen's**, of pneumonia, consists in the exhibition of large doses of quinin. **Kibbie's Method** of reducing temperature; the pouring of tepid water (95° to 80°) over the patient's body, covered from the axillæ to the thighs with a wet sheet, and laid upon a cot, through the open canvas of which the water passes, and is caught on a rubber cloth beneath the cot and conveyed into a bucket at the foot of the bed. **Kisch's Method** of reducing obesity. It is based upon the administration of a large quantity of albuminous food. Free and abundant use of water is permitted. **T., Koch's**, of tuberculosis; the subcutaneous injection of tuberculin. **T., Krause's**, for tuberculous laryngitis consists in the local application of concentrated solutions of lactic acid. **T., Krull's**, of cholangitis; from one to four pints of water at a temperature of 59° F. are slowly injected into the rectum once daily. The fluid must be retained as long as possible. On successive days the temperature of the water is gradually raised until it reaches 72° F. **Laborde's Method**; the treatment of asphyxiated patients by rhythmic tractions of the tongue. **Lannelongue's Method** of treating tuberculosis consists in the deep injection of dilute solutions of chlorid of zinc into or about the tuberculous deposits. **T., Le Peines**. Same as *Goats' Blood Treatment*. **Lewsaschew's Method** of treating pleuritic effusion consists in replacing a small portion of the fluid to be withdrawn by an equal amount of a sterilized salt-solution. A continuance of this ultimately leaves only pure salt-solution in the cavity. **T., Liebreich's**, for tuberculosis, consists in the hypodermatic injection of a solution of from  $\frac{1}{8}$  to  $\frac{1}{4}$  of a grain of cantharidate of potassium. **MacEwen's Method** of treating aneurysm consists in inducing consolidation of the sac by irritating its inner surfaces with a pin-point. **MacEwen's Method** of controlling the circulation in the lower extremities consists in manual compression of the abdominal aorta. **T., Martineau's**, for diabetes. It consists in drinking daily about a liter of carbonic-acid water. It is especially valuable in those cases having a close or remote connection with gout. **Mason's Method**; the method of keeping the fragments in proper position in fracture of the nasal bones by the insertion of needles, which are allowed to remain *in situ* for about a week. **Mauriceau's Method**, *Veit-Smellie Method*, a method of delivering the after-coming head. Proceed in the same manner as in the *Wiegand Method* until the disengaged hand is to be used. The middle finger of this hand, pronated, is passed along

the back of the neck until it finds the occiput, when pressure is employed to further flex the head. The index and ring fingers are now flexed over the clavicles, and traction is made in the axis of the parturient canal (downward and outward), the trunk is carried toward the mother's abdomen, and at the same time the fingers in the mouth and on the occiput are securing complete flexion of the head. **Michel's Method**, the after-treatment of cataract-operations in a light room, and with light dressings to the eyes. **T., Weir Mitchell's**, of neurasthenia. This consists in rest in bed, isolation, fattening or plenteous nourishment, and the use of massage and electricity. See *Rest-cure*. **T., Mitchell's (S. Weir)**, of obesity. He advocates rest, milk-diet, and massage. The milk is skimmed, and is given alone, with the usual precautions. All other foods and fluids are forbidden. When it is found what quantity of milk will sustain the weight, the amount is diminished by degrees until the patient is losing a half pound of weight each day, or less or more, as seems to be well borne. This is combined with rest and massage. **Moore's Method**, a method of dressing in Colles' fracture by a small roller and a strip of adhesive plaster. **Moore's Method** of treating aneurysm. The introduction of foreign bodies, such as metallic wire, watch-spring, horse-hair, catgut, silken or sea-tangle threads into the aneurysmal sac. **Morgan's Method** of treating dislocation of the hip. A foot is placed between the thighs and against the perineum to effect counter-extension; extension and rotation are made by assistants, by means of a band attached above the knee; the limb being adducted, the foot becomes a fulcrum and presses the bone off from the pelvis. **Morton's Method** of treating *spina bifida*. It consists in injecting into the sac a dram of a preparation of 10 grains of iodine and 30 of iodid of potassium in an ounce of glycerin. About a dram of the fluid of the sac is first withdrawn, so that the tension of the sac may not be increased by the injection. **T., Murray's**, of aneurysm. Favoring the rapid formation of a red clot in the aneurysmal sac by firmly applying an Esmarch bandage below the sac, carrying it lightly over the sac, and then making four turns above. **Nélaton's Method**, suspending the patient by the legs to counteract the hypohæmic cerebral anemia of too profound anesthesia. **Nélaton's Method** of treating dislocation of the jaw; the operator stands in front of the patient, grasps the back of the head on each side with the outstretched fingers, and presses with the thumbs on the coronoid processes to bring the condyles in place. **T., Newman's**, of laryngeal strictures; by tupelo dilators after tracheotomy, with, finally, introduction of an artificial larynx. **Næggerrath's Method**, reduction of uterine inversion by commencing the operation by indenting the fundus at one or the other cornu. **Noyes' Method** of crushing trachoma-granulations; the lids are everted and the two ends of the tarsus are grasped by special forceps and opposing traction made. The granulations are thus squeezed and stripped out. **O'Dwyer's Method**; intubation for obstructions of the larynx. **Oertel's Method**; the treatment of the circulatory disturbances of heart-disease, obesity, emphysema, etc., by mechanical means. The objects aimed at are: (1) diminution in the quantity of fatty tissue deposited—achieved by regulation of diet, etc.; (2) a reduction in the quantity of fluids in the body—accomplished by diminished ingestion of fluids of all kinds; (3) strengthening of the heart-muscle and promotion of the development of compensatory hypertrophy—attained by methodic mountain-climbing and other systematic

exercise; (4) stimulation of the circulation by massage, passive movements, and sanitary gymnastics. **Pacini's Method.** See *Artificial Respiration*. **Parsons' Method,** treatment of carcinoma of the cervix uteri by the use of the interrupted galvanic current. **T., Pavy's,** for diabetes consists in a dietary the main points of which are avoidance of sugar, starches, milk, all kinds of pastry and puddings, and fruits, both fresh and preserved. **T., Payne's,** of *Lupus erythematosus*; it consists in the topical application daily of salicylic acid  $\frac{1}{2}$  dram, and collodion 1 ounce. **T., Pirogoff's Camphor,** a method of treating erysipelas; the patient takes every hour or two hours 3 grains of powdered camphor, and drinks large quantities of hot tea, to promote perspiration. **T., Pneumatic,** of asthma, consists in the inhalation of compressed air. **Politzer's Method,** a method of inflating the middle ear for middle-ear disease. The exit-tube of a rubber bulb is introduced into one naris, while the other is occluded, and the patient swallows a little water held in the mouth as the bulb is compressed. **T., Prochownik's,** of asphyxia neonatorum. The child is held inverted by the feet, and compression of the chest is practised. **Reid's Method:** 1. The reducing of dislocations of the hip by manipulation. 2. The use of the Esmarch bandage and tube in the treatment of aneurysm. **Richet's Method** of treating tuberculosis consists in the hypodermatic injection of the serum of dogs' blood. **Ricord's Method** of treating syphilis; a course of mercury for six months, followed by a three months' course of iodid of potassium. **T., Roberts',** for diabetes, consists in avoidance of all saccharine or farinaceous foods, the livers of all animals or shell-fish, all sweet fruits, and sweet wines. **T., Rousset's,** of tuberculosis; by hypodermatic medication only, with the desire to save the stomach for food-purposes. Various substances dissolved in sterilized olive-oil are injected, as follows: eucalyptol, 25 in 100; turpentine, 15 in 100; metallic iodine 2' to 5, eucalyptol 5 to 10, oil 100; iodoform 2, eucalyptol 5, oil 100; camphor 10, eucalyptol 10, oil 100; paraldehyd 5 to 10, oil 100; crystallized carbolic acid 5 to 20, eucalyptol 10, oil 100. The dose is always 15 minims. **T., Salisbury,** for obesity, consists in a diet of beefsteak and hot water. **Satterthwaite's Method.** See *Artificial Respiration*. **Sayre's Method** for treating lateral curvature of the spine; suspension of the patient for the purpose of extension during the application of a plaster-of-Paris jacket. **Scarenzio's Method** of treating syphilis; by subcutaneous injections of calomel suspended in glycerin and mucilage of acacia. The amount injected varies from  $\frac{1}{4}$  to 2 grains once or twice a week, suspended in 10 or 12 drops of the vehicle used. The site of the injection may be the sides of the chest, the belly, or the depression in the buttocks, an inch behind the posterior border of the great trochanter. Abscesses may develop at the point of injection. **Schatz's Method** of converting a face-presentation into a vertex-presentation. It is done by external manipulation only. His maneuver consists in restoring the normal attitude of the body by flexing the trunk, and leaving the head to spontaneously resume its proper position as it sinks into the pelvis. It is performed by seizing the shoulder and chest with the hand through the abdominal walls; then lifting the chest upward and pressing it backward, at the same time steadying or raising the breech with the other hand applied near the fundus, so as to make the long axis of the child conform to that of the uterus, and, finally, pressing the breech directly downward. As the child is raised, the occiput is allowed to descend, and then, as the body is bent

forward, head-flexion is produced by the resistance of the lateral walls of the pelvis. This maneuver is only applicable before the rupture of the membranes. **Schede's Method,** a method of obtaining healing in cases of operations upon bones and other structures which leave cavities that cannot be obliterated. It aims at union under a moist blood-clot. Ordinary chemist antiseptics are used; wads of sublimate-cotton wrapped in mull and kept in sublimate-solution are used in place of sponges. During the operation the wound is washed out with sublimate-solution every five minutes. All bleeding vessels are tied, the wound, thoroughly irrigated, first with 5 per cent. carbolic solution, then with the bichlorid of mercury lotion, closed by relaxation sutures of silk or silver and a continuous catgut suture, and dressed with protective or gutta-percha tissue, 10 per cent. iodoform-gauze wrung out in 5 per cent. carbolic lotion, and a moss pillow. **T., Schott's,** of heart-disease; saline or carbonated baths at from 86 to 92° F. for 5 to 7 weeks; systematic exercise—flexion, extension, and rotation—resisted by another person. **Schröder's Method.** See *Artificial Respiration*. **Schroth's Method** of treating obesity consists in the exclusion, as far as possible, of water or fluid in any form. **Schultz's Method.** See *Artificial Respiration*. **T., Schuster's,** of syphilis; it consists in inunction of the skin with a mercurial soap. A good lather is made with water, and this is allowed to dry on the skin, upon which it leaves a thin film of mercury. If applied too freely it may cause dermatitis. **Schwalbe's Method** of treating reducible herniæ; injection of alcohol with a Pravaz syringe. **Schweninger Cure** for obesity; the same as Oertel's method (*q. v.*), with the sole modification of the forbidding of any fluid at meals. **T., Sée's (Germain),** of obesity; he advises a *régime* of albuminoids and fats, together with a great quantity of drink, especially of warm, aromatic fluids. Hot tea is the beverage he especially favors. Alcoholic drinks are strictly interdicted. **T., Seegen's,** for diabetes, consists in the avoidance of farinaceous food of all kinds, sweet fruits, sugar, and all sweet wines and syrups. He allows shell-fish and berries. **T., Seibert's,** for diphtheria: the application of pulverized sodium chlorid to the membrane twice daily until it becomes, as it were, "corned." **T., Seiler's,** a method of treating pulmonary tuberculosis by inhalation of the fumes of hydrofluoric acid. **T., Shurly-Gibbes',** of tuberculosis. Hypodermatic injection of solutions in glycerin of either iodine or gold and sodium chlorid, or both in alternation, in conjunction with chlorin-inhalations. The commencing dose of the iodine-solution should be about  $\frac{1}{8}$  of a grain, gradually increased to  $\frac{1}{2}$  or 1 grain; that of the gold salt  $\frac{1}{10}$  of a grain gradually increased to  $\frac{1}{2}$  or  $\frac{3}{4}$  of a grain. **Simpson's Method** of treating placenta prævia; complete separation of the placenta. **Small's Method** of extension of the thigh; it consists in the application of a wicker-work sheath like the "Indian finger," from which the extension is made. **Smith's (Tyler) Method** of treating uterine inversion; by distending the vagina with an inflated rubber bag, after having applied massage to the uterus for 10 days. **"String" Method;** the method of dilating a strictured canal by passing a strand of braided silk through and drawing it back and forth. Abbe operated by this means in a case of stricture of the esophagus, by performing esophagotomy and gastrotomy and passing the thread through the stricture by means of a thin bougie. **Sylvester's Method.** See *Artificial Respiration*. **Thin's Method** of treating bromidrosis. It consists in shaking finely powdered boric acid into the socks and stockings, chang-



ing the latter once a day. **T., Thomas's Damming**, of fractures with delayed union. The circulation was obstructed by compression above the fracture and congestion maintained for a few minutes. **Thure-Brandt's Method**. Same as *Brandt's Method*. **T., Towers-Smith**, for obesity, is essentially the same as the Salisbury treatment. **Tranjen's Method** of treating tuberculosis consists first in injection into the gluteal muscles, every eight days, of a solution of hydrargyrum thymolo-aceticum. Secondly, the exhibition, by the mouth, of a solution of potassium iodid. **Trendelenburg's Method**, the method of operating by placing the patient in the Trendelenburg position to favor sagging upward of the intestines. **Tuffnell's Method**, the method of treatment of aortic aneurysm by means of a restricted diet, so that the solids taken during the day will amount to but ten ounces, and the liquids to eight. These are divided as follows: *Breakfast*—bread and butter, 2 ounces; cocoa or milk, 2 ounces. *Dinner*—boiled or broiled meat, 3 ounces; potatoes or bread, 3 ounces; light claret, 4 ounces. *Supper*—bread and butter, 2 ounces; milk or tea, 2 ounces. The presence of aortic regurgitation is a distinct contraindication to this method. **T., Unna's**, of acne consists in the application of an ointment containing resorcin, corrosive sublimate, and zinc oxid. **T., Valentine's**, of uterine inversion. The uterus is seized with the fingers and thumb of one hand, and counter-pressure is made in the hypogastrium with the other. **Valsalva's Method** of treating aortic aneurysm; it consisted in starving the patient, in the belief that by such a process the blood became more coagulable. **T., Van Buren's**, of prolapse of the rectum. The patient under ether, the smallest tip of the Paquelin cautery, heated only to a dull-red, is drawn over the length of the prolapsed tumor with just sufficient force to go through the mucous membrane. Five or six linear eschars should be made, very lightly at the upper portion, more heavily below. The tumor should then be replaced and the sphincter burned at two points on opposite sides with the same iron; these cuts should be made into the substance of the muscle, so that the resulting contraction will lessen the size of the anus. **Veit-Smellie Method**. See *Mauriceau's Method*. **T., Vogel's**, for obesity is a slight modification of the Banting method. **Vulliet's Method** of controlling severe hemorrhage after abortion. It consists in packing the whole uterine cavity with small balls of iodoformized cotton, tamponing the vagina as usual. **Weber's Method** for the arrest of hemorrhage; by turning the vessel inside out by means of the arterio-verter. See *Arterio-version*. **T., Welander's**, for abortion of buboes; the injection of mercuric benzoate into the affected glands. If fluctuation is present, a minute puncture is made to evacuate the pus, the cavity is washed with corrosive sublimate 1:1000 and closed. "**Whey-cure**" treatment of cardiac hypertrophy consists in the daily administration of large quantities of whey. **Wiegand's Method** of delivery of the after-coming head. Introduce the first three fingers of the supinated hand into the vagina (using that hand the palm of which corresponds to the abdomen of the child), at the same time resting the abdomen of the child upon the forearm with a leg hanging on either side. Insert the index finger in the child's mouth, and exert sufficient traction on the lower jaw to induce and maintain flexion of the head. The disengaged hand now locates the head through the abdominal wall above the pubes, and pressure is made in the axis of the parturient canal, the child's body being elevated toward the mother's abdomen. **Wing's Method** of treating uterine inversion; it is done by means of a wooden instrument, shaped something like an old-fash-

ioned, wooden stethoscope, but with a very shallow depression for the fundus, to prevent the edges from cutting the tissues. Continuous pressure is obtained by means of two pieces of elastic tubing, passed between the thighs and fastened to the stem of the instrument, which projects beyond the vulva; the ends of the tubing are fastened to a waistband. **Witzel's Method** of removing an acute pneumothorax resulting from penetrating wounds of the thorax. It aims at the conversion of the pneumothorax into an artificial hydrothorax, the latter being finally emptied by aspiration. A solution of boric acid at blood-temperature is used for this purpose. **Yeo's Method** of treating obesity consists in a dietary which limits the amount of farinaceous food, prohibits sugar, limits the amount of food taken with the meals, but encourages the drinking of large amounts of hot or warm, aromatic beverages between meals. **Ziemssen's Method** of treating anemia; by subcutaneous injections of defibrinated human blood under strict antiseptic precautions. The injections vary in amount from 1.6 to 3.3 ounces at a sitting.

**Trechoma** (*tre-kol'-mah*). Synonym of *Trachoma*.

**Tree** (*tre*) [*ME.*, *tree*, tree]. A perennial plant with a single, self-supporting, woody trunk, reaching usually the height of 25 or 30 feet. **T.-cotton**. See *Mocmain*. **T. of Heaven**. See *Ailanthus*. **T., Vascular**, the arbor-like appearance of the blood-vessels when removed from the body.

**Trehala** (*tre-hah'-lah*) [*Turkish*]. *Turkish manna*; a variety of manna derived from the cocoons of *Larinus maculatus*, an insect that feeds upon an Asiatic thistle, *Echinops persica*.

**Trehalase** (*tre'-hal'-ās*) [*trehala*]. A soluble ferment first found by Bourquelot in *Aspergillus niger*. Its function is to convert trehalose into glucose.

**Trehalose** (*tre-hal'-ōz*) [*trehala*]. A complex carbohydrate or crystallizable sugar derived from ergot, and also from trehala. See *Mycose*, and *Carbohydrates*, *Table of*.

**Trélat's Method**. See *Anesthetic*.

**Trema** (*tre'-mah*) [*τρημα*, a hole]. 1. A synonym of *Foramen*. 2. A genus of the *Ulmaceæ*. **T. orientalis**, Indian nettle-tree. The bark, leaves, and root are used as a remedy for epilepsy.

**Trematoda** (*trem-at-ō'-dah*) [*τρηματώδης*, porous]. An order of entozoa, including worms parasitic in the liver and intestinal tract; fluke-worms.

**Trematode** (*trem'-at-ōd'*) [*τρηματώδης*, having many holes]. In biology, a member of the class *Trematoda*; parasitic, unsegmented platodes, without a covering of cilia, mostly with a forked intestine, mouth and pharynx at the anterior end of the body. See *Distoma* and *Fasciola*, under *Parasites (Animal)*, *Table of*.

**Trematoid** (*trem'-at-oid*) [*τρηματοειδής*, having many holes]. Same as *Trematode*.

**Tremble** (*trem'-bl*) [*ME.*, *tremblen*, to tremble; *L.*, *tremere*, to tremble]. To be affected with slight, quick, and continued vibratory movements; to quiver.

**Trembles** (*trem'-blz*) [*tremere*, to tremble]. Synonym of *Milk-sickness*. Also used as a synonym of *Paralysis agitans*.

**Trembling** (*trem'-bling*) [*tremere*, so tremble]. A tremor; quivering; affected with involuntary muscular agitation. **T. Chair**, a chair used in the treatment of paralysis agitans for giving vibratory motion to the body of the patient seated in it. **T. Palsy**. Synonym of *Paralysis agitans*.

**Tremellose** (*trem'-el-ōz*) [*tremere*, to tremble]. In biology, jelly-like.

**Tremens** (*tre'-menz*). See *Delirium*.

**Trementina** (*tra-men-te'-nah*) [*Sp.*]. The resin of *Espeltia grandiflora*, used medicinally. **T. Común**,

[Mex. Ph.], a thick, granular turpentine used as a balsamic stimulant.

**Tremogram** (*trem'-o-gram*) [*tremare*, to tremble; γράμμα, a writing]. The tracing of tremor made by means of the tremograph.

**Tremograph** (*trem'-o-graph*) [*tremare*, to tremble; γράφειν, to write]. An instrument for making graphic records of tremor.

**Tremor** (*trem'-or*) [*tremere*, to shake]. An involuntary trembling or agitation of the body, or some part of it. **T.**, **Arsenical**, a tremor the result of arsenical intoxication. **T. capitis**, tremor affecting the muscles of the neck and head. **T. coactus**. Synonym of *T. Forced*. **T.**, **Continuous**, a form of tremor which resembles that of paralysis agitans; it is, however, likely to be remittent, and may be diminished or arrested by voluntary effort. **T.**, **Convulsive**. See *Paramyoclonus*. **T.**, **Epileptoid**, intermittent clonus with tremor. **T.**, **Fibrillary**, tremor caused by consecutive contractions of separate muscle-fibrillæ. **T.**, **Forced**, the convulsive movements persisting during repose after voluntary motion, due to an intermittent and rhythmic irritation of the nervous centers. **T.**, **Hysteric**, the tremor observed in hysteria, and due to the uncertainty of nervous impulse. **T.**, **Intention**, one appearing on voluntary movement. **T.**, **Intermittent**, the tremor commonly observed in hemiplegics on any attempt at voluntary motion. **T.**, **Mercurial**, a peculiar form of tremor observed among smelters and others exposed to the fumes of mercury. It is sudden or gradual in onset, and is usually unaccompanied by salivation. The arms are first involved, and then the entire muscular system. If allowed to go on, paralysis, mania, and idiocy may result. **T.**, **Muscular**, slight, oscillating, rhythmic muscular contractions. **T.**, **Purring**. Synonym of *Purring Thrill*. **T. saturninus**, the tremor of lead-poisoning. **T. tendinum**. Synonym of *Subsultus tendinum*. **T.**, **Vibratile**. Synonym of *Fremitus*. **T.**, **Volitional**, a trembling of the entire body during voluntary effort, as observed in multiple sclerosis. See *T.*, *Intentional*.

**Tremorless** (*trem'-or-less*) [*tremere*, to tremble]. Free from tremor.

**Tremulation** (*trem-u-la'-shun*) [*tremulare*, to tremble]. A tremulous condition.

**Tremulous** (*trem'-u-lus*) [*tremere*, to shake]. Trembling. **T. Iris**. See *Iris*.

**Trendelenburg Posture**. See *Postures*, *Table of*.

**Trepan** (*tre-pan'*) [*τροπᾶν*, bore]. An old form of the word trephine. See *Trephine*.

**Trepanatio** (*trep-an-a'-she-o*) [L.]. See *Trephining*. **T. corneæ**, an operation for conical cornea, by means of the conical trephine. A small circular piece is removed from the center of the cornea. The membrane of Descemet only is penetrated. A hernia at once forms, which is daily punctured until the cicatricial process is complete.

**Trepanation** (*trep-an-a'-shun*) [*τροπανων*, a borer]. The operation of trephining.

**Trepang** (*tre-pang'*) [Malay, *trīpang*]. The sea-slug, or *bichodomar*, *Holothuria edulis*; a worm-like sea-animal highly prized in China as an ingredient of soups; regarded as analeptic. Unof.

**Trepanize** (*trep'-an-iz*) [*τροπᾶν*, to bore]. To trepan.

**Trepanning** (*tre-pan'-ing*) [*τροπᾶν*, to bore]. Boring; using the trephine. **T.-elevator**, a lever used to raise the piece of bone detached by the trepan.

**Trephine** (*tre-fin'*) [*τροπανων*; *τροπᾶν*, to bore]. An instrument for excising a circular piece of bone, usually from the skull. **T.**, **Brace**, a trephine with an ordinary carpenter's brace. **T.**, **Conical**, a trephine with a truncated cone-shaped crown and provided with oblique

ridges on its outer surface to stop its progress as soon as the bone is penetrated. **T.**, **Corneal**, a small cutting trephine used to remove a circular section from the summit of a conical cornea. It is manipulated with the thumb and finger. **T. of Galt**, a form of conical trephine. **T.**, **Nasal**, an instrument made of a steel shaft ending in a small, fenestrated tube, having a knife or saw edge. **T.**, **Tympanic**, an instrument made of a small steel shaft ending in a small, polished tube, 2 mm. in diameter, with a cutting edge.

**Trephining** (*tre-fin'-ing*) [*τροπῆσις*]. The operation of trephining.

**Trepidant Chair**. See *Trembling Chair*.

**Trepidatio** (*trep-id-a'-she-o*) [*trepidare*, to be agitated]. The state of agitation. **T. cordis**, palpitation of the heart.

**Trepidation** (*trep-id-a'-shun*) [*trepidare*, to tremble]. A rhythmic movement of the foot in certain forms of paraplegia and in epilepsy.

**Treppe** (*trep'-eh*) [Ger.]. See *Summation*.

**Tresis** (*tre'-sis*) [*τρεπαινειν*, to pierce]. Wound. **T. cauis**. See *Burn*. **T. punctura**, a puncture. **T. vulnus**, a wound.

**Tri-** [*τρεῖς*, or *tres*, three]. A numeral used as a prefix to denote three, or triple.

**Triacetamid** (*tri-as-et'-am-id*) [*tres*, three; *acetamid*], ( $C_7H_5O_3$ )<sub>3</sub>N. A chemic substance obtained by treating acetonitril with acetic anhydrid.

**Triacetin** (*tri-as-et'-in*) [*tres*, three; *acetum*, vinegar],  $C_3H_5(C_2H_3O_2)_3$ . An oily liquid found in cod-liver oil, in some of the fats, in the oil of *Euonymus europæus* and in a mixture of glycerin and glacial acetic acid.

**Triacetamin** (*tri-as-et-on'-am-in*) [*tres*, three; *acetone*; *amin*],  $C_9H_{17}NO$ . A substance produced by the action of ammonia on acetone. It crystallizes in anhydrous crystals that melt at 39.6° C.

**Triacetyl** (*tri-as-et'-il*) [*τρεῖς*, three; *ἴλη*, matter]. The compound  $C_7N_3O$ .

**Triacetylene** (*tri-as-et'-il-ēn*). Synonym of *Benzene*.

**Triacid** (*tri-a'-cid*) [*tres*, three; *acidum*, acid]. An acid containing three atoms replaceable by H.

**Triad** (*tri'-ad*) [*tres*, three]. See *Quantivalence*. **T. of Hutchinson**, the combination (notched teeth, interstitial keratitis and otitis) found in subjects of hereditary syphilis.

**Triadelphous** (*tri-ad-el'-fus*) [*τρεῖς*, three; *ἀδελφός*, a brother]. In biology, applied to stamens that are united by their filaments into three sets.

**Triakadekaphobia** (*tri-a-ki-dek-af-o'-be-ah*) [*τριάκαδεκα*, thirteen; *φόβος*, fear]. Insane dread of the number thirteen.

**Trial** (*tri'-al*) [Fr., *trier*, to try]. The act of trying or testing.

**T.-case**, a box of lenses for testing and estimating the refraction of the eye, containing biconvex, biconcave, cylindric, prismatic, and other lenses. **T.-frame**, a spectacle-frame into which the trial-lenses may be slipped. **T.-glasses** or **T.-lenses**, a graduated set of concave, convex, cylindric, and prismatic lenses used in testing vision. See *Spectacle-lenses*.

**T.-jar**, a jar in which mixed liquids are allowed to stand in order that they may separate by gravity.

**Trialate** (*tri-a'-lāt*) [*tres*, three; *alatus*, winged]. In biology, having three wings.

**Trialkylic** (*tri-al-kil'-ik*) [*tres*, three; *alkali*]. Containing three molecules of an alkyl.

**Triallylamin** (*tri-al-il'-am-in*). A chemic compound, ( $C_3H_5$ )<sub>3</sub>N.

**Triallylin** (*tri-al-il-in*) [*tres*, three; *allyl*],  $C_{12}H_{20}O_3$ . An oxid of allyl and glyceryl.

See *Amin*.

**Triammonic** (*tri-am-mon'-ik*) [*tres*, three; *ammonia*]. Containing three molecules of ammonium.



**Triamylamin** (*tri-am-il'-am-in*) [*tres*, three; *amyl*, *amin*],  $N(C_5H_{11})_3$ . Tertiary amin of amyl.

**Triamylin** (*tri-am-il'-in*) [*tres*, three; *amyl*],  $C_3H_5(C_5H_{11})_3O_3$ . A compound produced by heating amyl-alcohol and acrolein with acetic acid.

**Triamylphosphin** (*tri-am-il-fos'-fin*). A compound with the formula  $(C_5H_{11})_3P$ .

**Triandrous** (*tri-andrus*) [*τρεῖς*, three; *άνηρ*, a male]. In biology, having three stamens.

**Triangle** (*tri'-ang-gl*) [*tres*, three; *angulus*, angle]. A space bounded by three lines or sides and with three corners or angles. **T. of Assegat**, a triangle formed by lines uniting the projection of the nasion on the alveolo-condylar plane and the alveolar and nasal points and one uniting the two latter. **T. of Bryant**. See *T., Ilio-femoral*. **T., Carotid, Inferior** ("Triangle of necessity"), located in the neck; it is bounded ventrad by the median line of the neck, dorsad by the ventral margin of the sterno-mastoid, and cephalad by the ventral belly of the omo-hyoid. Its floor is formed by the longus colli below and the scalenus anticus above. The common carotid artery, internal jugular vein, vagus nerve, superficialis colli nerve, a branch of the communicans noni, the inferior thyreoid artery, the recurrent laryngeal nerve, the sympathetic nerve, the trachea, thyreoid gland, and larynx are the important structures within it. **T., Carotid, Superior** ("Triangle of election"), located in the neck; it is bounded dorsad by the sterno-mastoid, ventrad by the ventral belly of the omo-hyoid, and cephalad by the dorsal belly of the digastric. Its floor is formed by the thyreo-hyoid, hyo-glossus, and inferior and middle constrictors of the pharynx. The important structures contained within it are the common carotid artery and its bifurcation into the external and internal carotids, the superior thyreoid artery, the lingual artery, the facial artery, the occipital and ascending laryngeal arteries, the internal jugular vein and the veins corresponding to the arteries mentioned, the descendens noni, hypoglossal, pneumogastric, sympathetic, spinal accessory, superior laryngeal, and external laryngeal nerves. **T., Cephalic**, a triangle on the antero-posterior plane of the skull bounded by lines joining the occiput with the forehead and with the chin and a line joining the latter two. **T., Digastric**. See *T., Submaxillary*. **T. of Elbow**, a triangle lying in front of the elbow with the base directed upward toward the humerus, bounded externally by the supinator longus and internally by the pronator radii teres. Its floor is formed by the brachialis anticus and supinator brevis. Its contents are the brachial artery and veins, the radial and ulnar arteries, the median and musculo-spiral nerves, and the tendon of the biceps. **T. of Election**. See *T., Carotid, Superior*. **T., Facial**, a triangle formed by lines uniting the basion with the alveolar and nasal points and a line joining the latter two. **T., Frontal**, a triangle bounded by the maximum frontal diameter and lines joining its extremities and the glabella. **T. of Hesselbach**, a triangle at the lower part of the abdomen bounded laterad by the deep epigastric artery, caudad by Poupart's ligament, and mesad by the margin of the rectus muscle. It is of importance in direct inguinal hernia. **T., Ilio-femoral**, a triangle located at the hip. Its hypotenuse is formed by Nélaton's line, a second side by the continuation outward of a line drawn through the two superior iliac spines, and the third by a line drawn at right angles to this from the summit of the greater trochanter. It contains the external abdominal ring. **T., Inferior Occipital**, a triangle having the bimastoid diameter for its base and theinion for its apex. **T., Infra-clavicular**, a triangle situated below the clavicle; it is bounded above by the clavicle, below

and to the inner side by the upper border of the great pectoral muscle, and to the outer side by the anterior border of the deltoid. It contains the axillary artery. **T., Inguinal**. Same as *T., Scarpa's*, *q. v.* **T. of Lesser**, a triangle located in the neck. Its boundaries are as follows: at its upper border the hypoglossal nerve; the two sides are formed by the ventral and dorsal bellies of the digastric muscle. It is covered by the skin, superficial and deep fasciæ, and apex of the submaxillary gland. The floor is formed by the hyo-glossus muscle. It contains the ranine vein and hypoglossal nerve. **T., Lumbo-costo-abdominal**, a triangle which is bounded anteriorly by the external oblique, superiorly by the lower border of the serratus posticus inferior and the point of the 12th rib, posteriorly by the outer edge of the erector spinæ and inferiorly by the internal oblique. **T., Mandibulo-condylar**, a triangle having its apex at the symphysis and its base between the two condyles. **T., Mandibulo-coronal**, a triangle having its apex at the symphysis and its base between the two corona. **T., Mandibulo-gonial**, a triangle having its apex at the symphysis and its base between the two gonía. **T., Mento-condylar**, a triangle formed by lines joining the mental point to the condyles of the inferior maxilla and these with each other. **T., Mento-condylial**, the triangle of A. von Török having its base between the condyles of the inferior maxilla and its apex at the gnathion. **T., Mento-coronal**, a triangle formed by lines joining the mental point with each extremity of a line joining the two corona. **T., Mento-gonial**, a triangle of A. von Török having the bigoniac diameter as its base and the gnathion as its apex. **T., Mento-mastoid**, a triangle of A. von Török with the bi-mastoid diameter as a base and the gnathion as an apex. **T., Mylo-hyoid**, the three-cornered space bounded by the mylo-hyoid and the two bellies of the digastric. **T. of Necessity**. Same as *T., Carotid, Inferior*. **T. of the Neck, Anterior**, a triangle bounded ventrad by a line extending from the chin to the sternum, dorsad by the ventral margin of the sterno-mastoid, and the base is formed by the lower border of the body of the inferior maxilla and a continuation of this line to the mastoid process of the temporal bone. It is covered by the integument, the superficial and deep fasciæ, and the platysma myoides. It is subdivided into three smaller triangles by the digastric muscle above and the ventral belly of the omo-hyoid below. These are named from below upward the *inferior carotid*, the *superior carotid*, and the *submaxillary*, *q. v.* **T. of the Neck, Posterior**, a triangle bounded ventrad by the sterno-mastoid muscle, dorsad by the ventral margin of the trapezius; the base is formed by the upper border of the clavicle. The apex corresponds to the occiput. It is divided by the dorsal belly of the omo-hyoid muscle into two triangles, the *occipital* or *upper*, and the *subclavian* or *lower*, *q. v.* **T., Occipital**, a triangle with the following boundaries: ventrad, the sterno-mastoid muscle; dorsad, the trapezius, and caudad, the omo-hyoid muscle. Its floor is made up of the splenius, the levator anguli scapulae, and the middle and posterior scali. Its important contents are the spinal accessory nerve, the ascending and descending branches of the cervical plexus, and the transversalis colli artery and vein. **T., Omo-clavicular**. Same as *T., Subclavian*, *q. v.* **T., Omo-hyoid**. Same as *T., Superior Carotid*. **T., Omo-tracheal**. See *T., Carotid Inferior*. **T., Palatal**, a triangle of A. von Török having the width of the palate as its base and the alveolar point as its apex. **T. of Petit**, an abdominal triangle bounded below by the crest of the ilium and laterally by the external oblique and latissimus dorsi. It is covered by the skin and fascia and its floor is formed by the internal oblique. **T., Pubo-**

**urethral**, a triangle situated in the perineum. Its boundaries are *externally* the ischio-cavernosus muscle, *internally* the bulbo-cavernosus muscle, and *posteriorly* the transversus perinei. **T. of Scarpa**, a triangle located in the proximal third of the thigh. The boundaries are *externally* the sartorius muscle, *internally* the adductor longus muscle, and *above* Poupart's ligament. It is covered by skin and the superficial and deep fasciæ. Its floor is formed by the iliacus, psoas, pectineus, adductor longus, and part of the adductor brevis. Its important contents are the femoral artery and vein, the anterior crural nerve, and the crural branch of the genito-crural nerve. **Ts., Simon's**, the groin, the internal face of the thighs, and the hypogastric region form the *femoral triangle of Simon*; the surface of the axilla, the pectoral region, and the inner aspect of the arm, the *brachial triangle of Simon*. These regions are often the seat of variolous rashes, or *roseolæ variolosa*, which appear on the second and third days of the invasion-stage of small-pox. **T., Subclavian**, a triangle of the neck bounded cephalad by the dorsal belly of the omo-hyoid muscle, caudad by the upper border of the clavicle. Its base, directed ventrad, is formed by the sterno-mastoid muscle. Its floor is made up of the first rib, with the first digitation of the serratus magnus. It contains the subclavian artery and occasionally the vein, the brachial plexus of nerves, the supra-scapular vessels, the transversalis colli artery and vein, and the external jugular vein. **T., Submaxillary**, a triangle of the neck formed cephalad by the lower border of the body of the inferior maxilla and a continuation of this line to the mastoid process of the temporal bone, caudad by the dorsal belly of the digastric and the stylo-hyoid muscle, and ventrad by the middle line of the neck. Its floor is made up of the ventral belly of the digastric, the mylo-hyoid and hyo-glossus muscles. It contains the submaxillary gland, the facial artery and vein, the submental artery, the mylo-hyoid artery and nerve, and the stylo-maxillary ligament, behind which is the external carotid artery. **T., Suboccipital**, a triangle in the dorsal part of the neck. It is formed by the rectus capitis posticus major, and superior and inferior oblique muscles. It is covered by the complexus muscle, and contains the vertebral artery. **T., Superior (of the neck)**. Same as *T., Carotid, Superior*. **T., Surgical**, a triangular space containing important vessels and nerves which may require to be operated upon. **T., Upper Cervical**. See *T., Carotid, Superior*. **T., Vesical**, a triangle at the base of the bladder—the trigonum of the urinary bladder. The apex is at the beginning of the urethra, and the other two angles at the orifices of the ureters.

**Triangular (tri-ang'-gu-lar)** [triangulus, three-cornered]. Pertaining to figures with three sides, and applied to a number of such-shaped organs or parts of the body.

**Triangulare (tri-ang-gu-la'-re)** [triangularis, three-cornered]. A peculiar bone of the tarsus of some animals.

**Triangularis (tri-ang-gu-la'-ris)**. See *Muscles, Table of*.

**Trianthous (tri-an'-thus)** [τρεῖς, three; ἄνθος, flower]. In biology, three-flowered.

**Triarch (tri'-ark)** [τρεῖς, three; ἀρχός, ruler]. In biology, a term descriptive of radial fibro-vascular bundles having three rays.

**Triarsenate (tri-ar'-sen-āt)**. See *Arsenate*.

**Triatomic (tri-at-om'-ik)** [tres, three; atomus, an atom]. In chemistry, consisting of three atoms; applied to the molecules of elements when the atoms are of the same kind. Also, the same as *trivalent*. Also, having three hydroxyl groups by which other atoms or radicles may

be attached without altering the structure of the rest of the molecule.

**Triaxial, Triaxon (tri-aks'-e-al, tri-aks'-on)** [τρεῖς, three; ἄξων, axis]. Having three axes, as some sponge-spicules.

**Tribadism (tri'-bad-izm)** [τρίβειν, to rub]. Unnatural sexual relations between women.

**Tribaritic (tri-bar-it'-ik)** [tres, three; barium]. Possessing three atoms of barium.

**Tribas (trib'-as)** [τρίβειν, to rub]. One who practises tribadism.

**Tribasic (tri-ba'-sik)** [tres, three; basis, a base]. In chemistry, an acid having three hydrogen atoms replaceable by basic atoms.

**Tribacteate (tri-brak'-te-āt)** [tres, three; bractea, a thin plate]. In biology, having three bracts.

**Tribromacetic Acid (tri-brom-as-e'-tik)** [τρεῖς, three; βρώμος, stench; acetum, vinegar],  $C_2Br_3HO_2$ . A monobasic acid derived from acetic acid and occurring in transparent, prismatic crystals.

**Tribromid (tri-brom'-id)** [τρεῖς, three; βρώμος, stench]. A compound of bromin analogous to a trichlorid.

**Tribromphenol (tri-brōm'-fe'-nol)** [τρεῖς, three; βρώμος, stench; phenol],  $C_6H_2Br_3OH$ . A substance prepared by the reaction of carbolic acid with bromin. It is antiseptic, especially for the intestinal tract. Dose gr. j-iv. Unof. **T.-bismuth**, a remedy recommended as a specific against Asiatic cholera. It is a yellow, neutral, insoluble powder. destitute of odor and taste and scarcely poisonous. It contains 49.5 per cent. of bismuth oxid and 50 per cent. of tribromphenol. The dose is gr. viijs (gram  $\frac{1}{2}$ ). Unof.

**Tribulus (trib'-u-lus)** [τρίβολος, a caltrop]. A genus of polypetalous plants, several varieties of which are used medicinally in European countries and in Africa.

**Tributum (trib-u'-tum)** [tribuere, to render]. A tribute. **T. lunare**. Synonym of *Menstruation*.

**Tributyrin (tri-bu'-tir-in)** [tres, three; butyrum, butter],  $C_3H_5(O.C_4H_7O)_3$ . A compound found in butter. It is liquid, and has a sharp, bitter taste.

**Tricaprin (tri-kap'-rin)** [tres, three; caper, a goat],  $C_3H_5(O.C_{10}H_{19}O)_3$ . A substance found in butter and milk.

**Tricaproin (tri-kap'-ro-in)** [tres, three; caper, a goat],  $C_3H_5(O.C_6H_{11}O)_3$ . A substance found in milk and butter.

**Tricaprylin (tri-kap'-ril-in)** [tres, three; caper, a goat],  $C_3H_5(O.C_8H_{15}O)_3$ . A substance found in milk and butter.

**Tricapsular (tri-kap'-su-lar)** [tres, three; capsula, capsule]. In biology, having three capsules.

**Tricarbon (tri-kar'-bon)** [tres, three; carbo, carbon]. A radicle containing three atoms of carbon.

**Tricarpellary (tri-kar'-pel-a-re)** [tres, three; carpellus, carpel]. In biology, having three carpels.

**Tricarpous (tri-kar'-pus)** [τρεῖς, three; καρπός, fruit]. In biology, bearing three fruits or three carpels.

**Tricaudalis (tri-kav-da'-lis)** [tres, three; cauda, a tail]. The retrahens aurem muscle. So called because it is composed of three slips.

**Tricellular (tri-sef'-u-lar)** [tres, three; cellula, a cell]. Having three cells.

**Tricephalous (tri-sef'-al-us)** [τρεῖς, three; κεφαλή, head]. Having three heads.

**Tricephalus (tri-sef'-al-us)** [τρεῖς, three; κεφαλή, head]. A form of triple monstrosity in which there is the development of three heads on one body.

**Triceps (tri'-seps)** [tres, three; caput, head]. Applied to certain muscles that have three roots at origin. See *Muscles, Table of*.

**Trichadenia (trik-ad-e'-ne-ah)** [θρίξ, a hair; ἄδην, a gland]. A genus of the *Bixineæ*. **T. zeylanica**,



a tree of Ceylon. An oil is made from the seeds and is used as an application in certain skin-diseases. Unof.  
**Trichamomillol** (*tri-kam-o-mil'-ol*) [*tres*, three; *chamomile*],  $C_{30}H_{48}O_3$ . A deep-blue, viscid substance obtained from the oil of chamomile, ethereal oil of wormwood, and oil of galbanum.

**Trichangeia** (*trik-an-ji'-ah*) [*θριζ*, a hair; *ἀγγεῖον*, a vessel]. The capillary blood-vessels.

**Trichangeiectasia** (*trik-an-ji'-ek-ta'-ze-ah*) [*θριζ*, a hair; *ἀγγεῖον*, a vessel; *ἐκτασις*, extension]. Dilatation of the capillaries.

**Trichasmus** (*trik-as'-mus*) [*θριζ*, a hair]. Synonym of *Hypertrichosis*.

**Trichatrophia** (*trik-at-ro'-fe-ah*) [*θριζ*, hair; *ἀτροφία*, atrophy]. A brittle state of the hair from atrophy of the hair-bulbs.

**Trichauxis** (*trik-awks'-is*). See *Hirsuties*.

**Trichia** (*trik'-e-ah*) [*θριζ*, a hair]. Synonym of *Entropion*.

**Trichiasis** (*trik-i'-as-is*) [*θριζ*, a hair]. 1. Abnormal direction or position of the eyelashes, so that they produce irritation by friction upon the globe. See, also, *Distichiasis*. 2. A disease of the kidneys or bladder in which filamentous substances resembling hairs are passed in the urine. 3. A swelling of the breasts of puerperal women, the milk being excreted with difficulty.

**Trichidium** (*tri-kid'-e-um*) [*θριζ*, hair; *pl.*, *Trichidia*]. In biology, a delicate, hair-like structure supporting the spores of certain fungi.

**Trichilia** (*tri-kill'-e-ah*) [*τρίχειλος*, three-lipped]. A genus of polypetalous plants occurring in tropical Africa and America. The bark and fruits of certain varieties have been used medicinally.

**Trichina** (*trik-i'-nah*, or *trik-e'-na*) [*θριζ*, a hair; *pl.*, *Trichinae*]. A genus of nematode worms. See *Parasites* (*Animal*), *Table of*.

**Trichiniasis** (*trik-in-i'-as-is*) [*θριζ*, a hair]. The same as *Trichinosis*.

**Trichiniferous** (*trik-in-if'-er-us*) [*θριζ*, hair; *ferre*, to bear]. Containing trichinae.

**Trichinization** (*trik-in-is-a'-shun*) [*θριζ*, hair]. Infestation with trichinae.

**Trichinophobist** (*trik-in-o-f'-bist*) [*θριζ*, hair; *φοβέιν*, to fear]. One who has a morbid fear of trichiniasis.

**Trichinosis** (*trik-in-o'-sis*) [*θριζ*, hair; *νόσος*, disease]. A disease produced by the ingestion of meat, pork, or sausage, containing the *Trichina spiralis*. The parasites lie coiled up in capsules between the muscular

**Trichinotic** (*trik-in-ot'-ik*) [*θριζ*, hair; *νόσος*, disease]. Pertaining to or affected with trichinosis.

**Trichinous** (*trik'-in-us*) [*θριζ*, hair]. Infested with or containing trichinae.

**Trichismus** (*trik-iz'-mus*) [*θριζ*, a hair]. In surgery, a scarcely perceptible fracture; also, a capillary fissure or crack.

**Trichitis** (*trik-i'-tis*) [*θριζ*, a hair; *ιτις*, inflammation]. Inflammation of the hair-bulbs.

**Trichloracetic Acid** (*tri-klo-ras-e'-tik*). See *Acid*, *Trichloracetic*.

**Trichlorophenol** (*tri-klor-fe'-nol*) [*τρεῖς*, three; *χλωρός*, green; *phenol*]. A derivative of carbolic acid, used as a disinfectant, and said to be twenty-five times stronger than carbolic acid. A 2 per cent. solution has been used in purulent ophthalmia.

**Trichoblast** (*trik'-o-blast*) [*θριζ*, hair; *βλαστός*, short]. In biology, an internal hair, like those which project into the intercellular spaces of the stems of some water-lilies. Also, a name proposed by Sachs for such idoblasts as are especially distinguished by size and branching.

**Trichocardia** (*tri-ko-kar'-de-ah*) [*θριζ*, hair; *καρδία*, heart]. A peculiar condition of the inflamed pericardium roughened by pseudo-membranous elevations.

**Trichocarpous** (*trik-o-kar'-pus*) [*θριζ*, a hair; *καρπός*, fruit]. In biology, having the fruit covered with hairs.

**Trichocephaliasis** (*trik-o-sef'-al-i'-as-is*) [*θριζ*, hair; *κεφαλή*, head]. The diseased condition produced by the presence of a parasite of the genus *Trichocephalus*.

**Trichocephalus** (*trik-o-sef'-al-us*) [*θριζ*, hair; *κεφαλή*, head]. A worm popularly known as threadworm, parasitic in the intestinal tract. See *Parasites* (*Animal*), *Table of*.

**Trichocirsus** (*trik-o-sur'-sus*) [*θριζ*, a hair; *κίρσος*, a varix]. A term applied to abnormal capillary dilatation.

**Trichocladose** (*trik-ko-kla'-dōz*) [*τρεῖς*, three; *κλάδος*, branch]. In biology, trifid or trichotomous.

**Trichoclasia** (*trik-o-kla'-ze-ah*) [*θριζ*, a hair; *κλάσις*, a fracture]. Synonym of *Trichorrhæxis nodosa*.

**Trichocryptosis** (*trik-o-krip-to'-sis*) [*θριζ*, hair; *κρυπτός*, hidden]. Any disease of the hair-follicles.

**Trichocyst** (*trik'-o-sist*) [*θριζ*, hair; *κυστις*, bladder]. In biology, a small vesicle containing a thread, which can be shot out rapidly, like the nematocyst of a coelenterate, and found in the ectoplasm of the *Infusoria* and in some of the *Flagellata*.

**Trichocystic** (*trik-o-sis'-tik*) [*θριζ*, hair; *κυστις*, bladder]. Pertaining to or of the nature of a hair-cell or trichocyst.

**Trichodangeia** (*trik-od-an'-je-ah*) [*τριχώδης*, hair-like; *ἀγγεῖον*, vessel; *pl.* of *Trichodangeium*]. A term synonymous with capillaries.

**Trichodangeitis** (*trik-od-an-je-i'-tis*) [*τριχώδης*, hair-like; *ἀγγεῖον*, vessel; *ιτις*, inflammation]. Capillary inflammation.

**Trichodarteria** (*trik-od-ar-te'-re-ah*) [*τριχώδης*, hair-like; *ἀρτηρία*, an artery]. An arteriole.

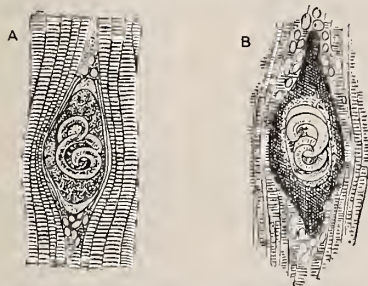
**Trichodarteriitis** (*trik-od-ar-ter-e-i'-tis*) [*θριζ*, hair; *ἀρτηρία*, artery; *ιτις*, inflammation]. Inflammation of the arterioles.

**Trichodo-phlebitis** (*trik-od-o-fleb-i'-tis*) [*τριχώδης*, hair-like; *φλέψ*, a vein; *ιτις*, inflammation]. Inflammation of the venules.

**Trichogen** (*trik'-o-jen*) [*θριζ*, hair; *γεννάν*, to produce]. A substance that stimulates the growth of the hair.

**Trichogenous** (*trik-oj'-en-us*) [*θριζ*, hair; *γεννάν*, to produce]. Encouraging the growth of hair.

**Trichoglossia** (*trik-o-glos'-e-ah*) [*θριζ*, hair; *γλῶσσα*, tongue]. The appearance of hair-like villi on the tongue. The filaments are formed by the thickening of the sheaths of the papillae.



TRICHINA SPIRALIS, OWEN: (A) encapsulated with connective-tissue covering (*in situ*); (B) calcified. (After Leuckart.)

fibers of the meat. After their entrance into the human body their presence gives rise to nausea, vertigo, fever, diarrhea, prostration, stiffness and painful swelling of the muscles, edema of the face, and in some cases perspiration, insomnia, delirium, and death from exhaustion or some complication, as pneumonia.

- Trichogyne** (*trik'-o-jin*) [θρίξ, hair; γυνή, a female]. In biology, the simplest form of female organ in certain *Algae* (*Porphyraceae* and *Nemalices*) before fertilization. It consists of a single cell with a lateral hair-like prolongation.
- Trichogynic** (*trik-o-jin'-ik*) [θρίξ, hair; γυνή, a female]. Pertaining to a trichogyne.
- Trichoid** (*trik'-oid*) [θρίξ, hair; εἶδος, resemblance]. Resembling hair.
- Tricholeukosis** (*trik-o-lu-ko'-sis*) [θρίξ, a hair; λεύκωσις, whiteness]. Synonym of *Canities*.
- Tricholithus** (*trik-ol'-ith-us*) [θρίξ, a hair; λίθος, a stone]. A hairy concretion.
- Trichologia** (*trik-o-lo'-je-ah*) [θρίξ, hair; λέγειν, to collect]. Carphologia; floccillation.
- Trichology** (*trik-ol'-o-je*) [θρίξ, hair; λόγος, science]. The sum of what is known regarding the hair, its nature and diseases.
- Trichoma** (*trik-o'-mah*) [τρίχωμα, a growth of hair]. 1. In biology, a general term for a plant-hair or hair-like structure; specifically applied to the string of cells or pseudocysts contained in the filament of algae of the sub-class *Nostochineae*. 2. See *Trichomatosis*.
- Trichomaphyte** (*trik-o'-maf-it*) [τρίχωμα, a growth of hair; οὐτόν, a plant]. A cryptogamic growth which was formerly thought to be the cause of trichomatosis.
- Trichomatose** (*trik-o'-mat-ōz*) [τρεχῶν, to cover with hair]. Matted together, as hair.
- Trichomatosis** (*trik-o-mat-o'-sis*) [θρίξ, hair]. An affection of the hair characterized by a matted condition and coherence, due to fungoid growths; plica polonica.
- Trichome** (*tri'-kōm*) [θρίξ, hair]. See *Trichoma*.
- Trichomonas** (*trik-om'-o-nas*) [θρίξ, hair; μονάς, a monad]. A genus of infusorians. See *Parasites* (*Animal*), *Table of*.
- Trichomyces** (*trik-om'-is-ēz*) [θρίξ, a hair; μύκης, a mushroom]. Synonym of *Trichophyton*.
- Trichomycosis** (*trik-o-mi-ko'-sis*) [θρίξ, hair; μύκης, a mushroom]. Any disease of the hair produced by a vegetable parasite. **T. barbæ**. Synonym of *Sycosis parasitaria*. **T. capilliti**. Synonym of *T. circinata*. **T. circinata**, ringworm of the scalp, produced by the *Trichophyton tonsurans*. **T. favosa**. See *Favus*. **T. nodosa**, a peculiar condition, generally nodose in character, affecting the hairs of the axilla and scrotum, and due to the growth and encapsulation in the cortical layers of the shaft of a small rod-shaped bacterium. **T. pustulosa**, a pustular, parasitic disease affecting hairy regions.
- Trichonosis, Trichonosos** (*trik-on'-o-sis, trik-on'-o-sos*) [θρίξ, hair; νόσος, disease]. Any disease of the hair. **T. cana**. See *Canities*. **T. discolor**. See *Canities*. **T. furfuracea**. Synonym of *Tinea tonsurans*. **T. versicolor**. See *Ringed Hair*.
- Trichopathic** (*tri-ko-path'-ik*) [θρίξ, hair; πάθος, disease]. Relating to disease of the hair.
- Trichopathy** (*trik-op'-ath-e*) [θρίξ, hair; πάθος, disease]. Any disease or morbid ailment of the hair.
- Trichophore** (*trik'-o-for*) [θρίξ, hair; φέρειν, to bear]. In biology: (a) the cell or cells immediately supporting a trichogyne; (b) a process of the integument inclosing the base of the bundle of setæ in certain annelids (*Polychæta*).
- Trichophoric** (*trik-o-for'-ik*) [θρίξ, hair; φέρειν, to bear]. Pertaining to the trichophore.
- Trichophorous** (*trik-off'-o-rus*) [θρίξ, hair; φέρειν, to bear]. In biology, bearing hairs or hair-like structures.
- Trichophytinuous** (*trik-off-it-i'-nus*) [θρίξ, hair; φυτόν, a plant]. Pertaining to the presence of *Trichophyton tonsurans*.
- Trichophyton** (*tri-koff'-it-on*) [θρίξ, hair; φυτόν, a plant]. A genus of fungoid, vegetable organisms parasitic upon or affecting the hair. **T. tonsurans** is the cause of tinea tonsurans, or ringworm.
- Trichophytosis** (*tri-koff-it-o'-sis*) [θρίξ, hair; φυτόν, a plant]. A contagious disease of the skin and hair, occurring most often in children, due to the invasion of the epidermis by the trichophyton-fungus, and characterized by the formation of circular or annular, scaly patches and partial loss of hair. See *Tinea*. **T. barbæ**. Synonym of *Sycosis parasitaria*. **T. capitis**, trichophytosis of the scalp. **T. corporis**. Synonym of *Dermatomyces maculo-vesiculosa*. **T. cruris**. Synonym of *Marginal Eczema*.
- Trichopoliosis** (*trik-o-pol-e-o'-sis*) [θρίξ, a hair; πολιοῦσθαι, to become gray]. Synonym of *Canities*.
- Trichoptilosis** (*trik-op-til-o'-sis*). Synonym of *Trichorrhæxis nodosa*.
- Trichoptylöse** (*trik-op'-til-ōz*). Synonym of *Trichorrhæxis nodosa*.
- Trichorrhea** (*trik-or-e'-ah*) [θρίξ, hair; ροία, a flow]. Rapid loss of the hair.
- Trichorrhæxis** (*trik-o-rhæx'-is*) [θρίξ, hair; ῥήξις, a breaking]. Brittleness of the hair. **T. nodosa**, an atrophic condition of the hair affecting more often the male beard, wherein several irregular thickenings resembling nodes can be recognized on each shaft, the hairs often breaking with a "green-stick fracture" immediately through the node.
- Trichosanthos** (*trik-os-anth'-ēz*) [θρίξ, a hair; ἄθος, a flower]. A genus of the *Cucurbitaceæ*. Certain varieties, chiefly East Indian, are used medicinally.
- Trichoschisis** (*trik-os'-kis-is*) [θρίξ, hair; σχίσις, a splitting]. The splitting of the hair.
- Trichoscopy** (*trik-os'-ko-pe*) [θρίξ, a hair; σκοπεῖν, to examine]. The examination of the hair.
- Trichosis** (*trik-o'-sis*) [θρίξ, hair; νόσος, disease]. Any morbid affection of the hair. **T. atrix**. Synonym of *Alopecia*. **T. decolor**, morbid discoloration of the hair. **T. deformis**, a morbid change in the quality of the hair. **T. distrix**. Synonym of *Trichoptilosis*. **T. hirsuties**. Same as *Hirsuties*. **T. plica**. See *Plica polonica* and *Trichomatosis*. **T. poliosis**. See *Canities*. **T. sensitiva**, a sensitive state of the scalp; any manipulation causing pain. **T. setosa**, a disease in which the hair grows thick, rigid, and bristly.
- Trichosporangium** (*trik-o-spo-ran'-je-um*) [θρίξ, hair; σπόρος, seed; αγγεῖον, vessel: pl., *Trichosporangia*]. In biology, a sporangium having the function of a hair.
- Trichospore** (*trik'-o-spōr*) [θρίξ, hair; σπόρος, seed]. See *Conidium*.
- Trichostema** (*trik-o-ste'-mah*) [θρίξ, hair; στήμα, stamen]. A genus of gamopetalous plants. **T. lanatum**, black sage. It is used as a hair-tonic and to make the hair dark.
- Trichostereticus** (*trik-o-ster-et'-ik-us*) [θρίξ, a hair; στερητικός, depriving]. Causing loss of hair.
- Trichosyphilis** (*trik-o-sif'-il-is*) [θρίξ, hair; syphilis, syphilis]. Any syphilitic disease, or affection of the hair.
- Trichosyphilosis** (*trik-o-sif-il-o'-sis*). Synonym of *Trichosyphilis*.
- Trichothallic** (*trik-o-thal'-ik*) [θρίξ, hair; θαλλός, a green shoot]. In biology, having a filamentous thallus.
- Trichothecium** (*trik-o-the'-se-um*) [θρίξ, a hair; θήκη, a chest]. A vegetable parasite of the hair. **T. roseum**, A fungous growth found in the ear.
- Trichotomic** (*trik-o-tom'-ik*) [τρίχα, in three; τομός, cut]. Pertaining to trichotomy.
- Trichotomous** (*tri-kot'-o-mus*) [τρίχα, in three; τομός, cut]. In biology, three-forked.
- Trichotomy** (*tri-kot'-o-me*) [τρίχα, in three; τομός, a cut]. Division into three parts.



**Trichroic** (*tri-kro'-ik*) [τρεῖς, three; χρῶα, color]. Possessing the property of trichroism.

**Trichroism** (*tri'-kro-izm*) [τρεῖς, three; χρῶα, color]. The property possessed by some crystals of exhibiting different colors in three different directions when viewed by transmitted light.

**Trichromate** (*tri-kro'-māt*) [τρεῖς, three; χρωμα, color]. A compound of a basic oxid with three molecules of chromium trioxid.

**Trichromatic** (*tri-kro-mat'-ik*) [τρεῖς, three; χρωμα, color]. Having three colors.

**Trichromic** (*tri-kro'-mik*) [τρεῖς, three; χρωμα, color]. Trichromatic.

**Tricipital** (*tri-sip'-it-al*) [triceps, three-headed]. Three-headed. Having three origins.

**Triclinic** (*trik'-lin-āt*). Same as *Triclinic*.

**Triclinic** (*tri-klin'-ik*) [τρεῖς three; κλίνειν, to incline]. Pertaining to the inclination of three intersecting axes with one another.

**Tricoccus** (*tri-kok'-us*) [τρεῖς, three; κόκκος, a berry]. In biology, having three cocci, or mericarps.

**Tricocephalus** (*trik-o-sef'-al-us*) [θρίξ, hair; κεφαλή, head]. See *Trichocephalus*, and *Parasites (Animal)*, *Table of*.

**Tricodain** (*tri-ko'-de-in*) [tres, three; codein]. A compound formed by the action of sulphuric acid on codein. Given to animals in full doses it causes vomiting, pyalism, and catharsis.

**Tricolor** (*tri'-kul-or*) [L.]. Three-colored.

**Tricornate** (*tri-korn'-āt*) [tres, three; cornu, horn]. Three-horned, or having three horn-like appendages.

**Tricorni, Bacillus of**. See *Bacteria, Synonymatic Table of*.

**Tricornigerous** (*tri-kor-nij'-er-us*). Same as *Tricornute*.

**Tricornis** (*tri-kor'-nis*) [tres, three; cornu, horn]. Having three processes or prominences. A descriptive name applied to the lateral ventricles of the brain.

**Tricornute** (*tri-kor'-nūt*) [tres, three; cornutus, horned]. In biology, having three horn-like appendages.

**Tricostate** (*tri-kos'-tāt*) [tres, three; costatus, ribbed]. In biology, having three ribs, or costæ.

**Tricotyledonous** (*tri-kot-il'-e'-do-mus*) [τρεῖς, three; κοτυλῶν, a hollow]. In biology, having three seed-leaves.

**Tricrotic** (*tri-krot'-ik*) [τρίκροτος, with three strokes]. Having three waves, as a *tricrotic* pulse; exhibiting tricritism.

**Tricrotism** (*tri'-kro-tizm*) [τρίκροτος, having three strokes]. The presence of three elevations on the down-stroke of a pulse-tracing; the quality of being tricrotic.

**Tricrotous** (*tri'-kro-tus*) [τρεῖς, three; κρότος, stroke]. Same as *Tricrotic*.

**Tricrural** (*tri-kru'-ral*) [tres, three; crus, leg]. In biology, having three branches from a common center.

**Tricuspid** (*tri-kus'-pid*) [tres, three; cuspis, point]. Having three cusps or leaflets. See *Valve*. **T. Incompetence**. See *Endocarditis*. **T. Stenosis**. See *Endocarditis*. **T. Valve**. See *Valve*.

**Tricuspidal** (*tri-kus'-pid-al*). Same as *Tricuspid*.

**Tricuspidate** (*tri-kus'-pid-āt*) [tres, three; cuspis, a point]. In biology, tipped with three cusps, or small, hard teeth.

**Tricyanic Acid** (*tri-si-an'-ik*). See *Acid*.

**Tridactyl** (*tri-dak'-til*) [τρεῖς, three; δάκτυλος, finger]. Having three digits.

**Tridactylous** (*tri-dak'-til-us*) [τρεῖς, three; δάκτυλος, finger]. Same as *Tridactyl*.

**Tridentate** (*tri-den'-tāt*) [tres, three; dens, tooth]. In biology, three-toothed.

**Trideroatlodymus** (*tri-der-o-at-lod'-im-us*) [tres, three;

*deroatlodymus*]. A rare variety of triple monster, presenting features of the derodidymus and of the atlodymus.

**Tridigitate** (*tri-dij'-it-āt*) [tres, three; digitus, finger]. Having three fingers or digitations.

**Tridymus** (*trid'-im-us*) [τρίδυμος]. Synonym of *Triplet*.

**Tridynamous** (*tri-din'-am-us*) [τρεῖς, three; δύναμις, power]. In biology, having six stamens, three of them longer than the others.

**Triceous, Triceous** (*tri-e'-shus*) [τρεῖς, three; οἶκος, house]. In biology, producing staminate, pistillate, and perfect flowers respectively on different plants.

**Triencephalus** (*tri-en-sef'-al-us*) [τρεῖς, three; ἐγκέφαλος, brain]. A fetal monster without smell, hearing, or sight.

**Triethylamin** (*tri-eth-il'-am-in*) [tres, three; ethyl; amin]. A ptomain obtained from haddock left to putrefy in an open vessel for five days in summer. As a free base, it has an oily character and an ammoniacal odor. It is but slightly soluble in water; boils at 89°–89.5° C; and is but slightly toxic. See *Ptomains, Table of*.

**Trifacial** (*tri-fa'-shal*). See *Trigeminus*.

**Trifarious** (*tri-fa'-re-us*) [trifarius, of three sorts, threefold]. In biology, arranged in three rows or series.

**Trifasciated** (*tri-fash'-e-a-ted*) [tres, three; fascia, band]. In biology, three-banded.

**Trifid** (*tri'-fid*) [tres, three; findere, to cleave]. Three-cleft.

**Triflagellate** (*tri-flaj'-el-āt*) [tres, three; flagellum, a whip]. Having three flagella; trimastigatæ.

**Trifloral, Triflorous** (*tri-flo'-ral, tri-flo'-rus*) [tres, three; flos, a flower]. In biology, three-flowered.

**Trifluorid** (*tri-flu'-or-id*) [tres, three; fluorin]. A fluorin compound analogous to a trichlorid.

**Trifoliate** (*tri-fō'-le-āt*) [tres, three; folium, a leaf]. In biology, three-leaved.

**Trifolium** (*tri-fō'-le-um*) [tres, three; folium, leaf]. A genus of leguminous herbs; the clover. **T. pratense** (common red clover) is vaunted in the treatment of whooping-cough, syphilis, and carcinoma. **Unof. T. Compound**, a syrup containing in each fluid-ounce the active principles of red clover gr. 32, stillingia, burdock, poke, berberis, aquefolium, and cascara amarga aa gr. 16, prickly-ash bark 4, potassium iodid gr. 8. It is recommended in syphilis. Dose 3j–ij. **Unof.**

**Trifoveolate** (*tri-fō'-ve-o-lāt*) [tres, three; foveola, a little pit]. Having three foveæ.

**Trifurcate** (*tri-fur'-kāt*) [tres, three; furca, fork]. Three-forked.

**Trigamous** (*trig'-am-us*) [τρεῖς, three; γάμος, marriage]. In biology, having staminate, pistillate, and perfect flowers in the same head.

**Trigastric** (*tri-gas'-trik*) [τρεῖς, three; γαστήρ, belly]. Having three fleshy bellies (as certain muscles).

**Trigeminal** (*tri-jem'-in-al*) [tres, three; geminus, twin-born]. Triple; pertaining to the trigeminus. **T. Cough**. See *Cough*.

**Trigeminous** (*tri-jem'-in-us*) [tres, three; gemini, double]. 1. Born three at a time. 2. Same as *Trigeminal*.

**Trigeminus** (*tri-jem'-in-us*) [tres, three; gemini, double]. The descriptive name of the fifth pair of nerves, which divide each into three branches.

**Trigger** (*trig'-er*) [Ger., Drücker, a trigger]. A device by means of which a catch or spring is released. **T.-area**, a sensitive region of the body, irritation of which may give rise to certain peculiar phenomena, either physiologic or pathologic, in some part of the body. **T.-finger**, a condition in which flexion or ex-

tension of a finger is at first obstructed, but finally accomplished with a jerk or sweep. **T.-material**, an apheter; any theoretic catastatic substance whose sudden breaking up communicates an explosive decomposition to the protoplasm directly concerned in any function. The trigger-material itself must be acted upon by another trigger-material; and thus every nerve-impulse and every functional act must be accompanied by the destruction of a fuse-like train of protoplasm. See *Apheter*.

**Triglans** (*tri'-glanz*) [*tres*, three; *glans*, acorn, nut]. In biology, having three nuts within an involucre.

**Trigonal** (*trig'-o-nal*) [*τρεῖς*, three; *γωνία*, angle]. In biology, same as *Trigonus*.

**Trigone** (*tri'-gon*). Synonym of *Trigonum*. **T.**, **Olfactory**. Synonym of *Caruncula mamillaris*. **T. of Bladder**. See *Trigonum vesicæ*.

**Trigonella** (*tri-go-nel'-ah*) [*τρίγωνος*, three-cornered]. A genus of *Leguminosæ*. **T. elatior**, a variety, the seeds of which have been used in affections of the bladder and in poultices. **T. fœnum græcum**, a variety used in plasters and salves and in veterinary medicine. **T. monspeliaca**, a variety a decoction of the seeds of which is used by the Italians in various forms of diarrhea.

**Trigoneutic** (*tri-go-nul'-tik*) [*τρεῖς*, three; *γονεύειν*, to beget]. In biology, producing three sets of offspring in a season.

**Trigonocephalic** (*trig-o-no-sef-al'-ik*) [*τρίγωνος*, three-cornered; *κεφαλή*, head]. Pertaining to trigonocephaly.

**Trigonocephalus** (*trig-o-no-sef'-al-us*) [*τρίγωνος*, three-cornered; *κεφαλή*, head]. A triangular-shaped skull with the small end anterior, due to a premature union of the coronal suture.

**Trigonocephaly** (*trig-o-no-sef'-al-e*) [*τρίγωνος*, three-cornered; *κεφαλή*, head]. A deformity of the skull produced by a premature union of the medio-frontal or metopic suture. See *Trigonocephalus*.

**Trigonoceros** (*trig-o-nos'-er-us*) [*τρίγωνος*, three-cornered; *κέρας*, horn]. In biology, having three-edged horns.

**Trigonus** (*trig'-o-nus*) [*τρίγωνος*, three-cornered]. In biology, three-angled.

**Trigonum** (*tri-go'-num*) [*τρίγωνος*, three-cornered]. A triangle; also the interpeduncular space. **T. acustici**, a three-cornered space on the dorsal surface of the medulla. **T. cerebrale**. Synonym of *Fornix cerebri*. **T. cervicale**, the base of the dorsal gray cornu of the spinal cord. **T. clavipectorale**, a triangle of the chest. Its boundaries are the clavicle, the pectoralis minor muscle, and the thorax. **T. colli medianum**, relating to the space occupied by the two anterior triangles of the neck. **T. coraco-acromiale**, a triangular space whose boundaries are the coracoid process, the apex of the acromion, and the concave border of the clavicle. **T. dorsale** the space between the anterior pair of the corpora quadrigemina. **T. fluctuans**, the posterior cerebral commissure. **T. habenule**, the triangular space behind the upper surface of the optic thalamus, in front of the lamina quadrigemina, and between the sulcus habenule and the sulcus subpinealis. **T. hypoglossi**, a triangular space on the dorsal surface of the oblongata. Its boundaries are, above, the striæ medullares acusticæ, internally, the posterior longitudinal fissure, and, externally, the ala cinerea. **T. inferius commissuræ posterioris**, the lower triangular half of the posterior commissure of the brain. **T. pensile**, the posterior cerebral commissure. **T. vagi**, a small, triangular space on the medulla oblongata, marking the origin of the vagus nerve. **T. ventriculi lateralis**, a triangular projection located between the entrances to the posterior and

descending horns of the lateral ventricle. **T. vesicæ**, the triangular surface of the bladder immediately behind the urethral orifice.

**Trigyn** (*tri'-jin*) [*τρεῖς*, three; *γυνή*, female]. A plant having three styles.

**Trigynous** (*trij'-in-us*) [*τρεῖς*, three; *γυνή*, a female]. In biology, having three pistils.

**Trihaloid** (*tri-hal'-oid*) [*tres*, three; *haloia*]. A compound of a radicle with three atoms of hydrogen.

**Trihedral** (*tri-he'-dral*) [*τρεῖς*, three; *ἔδρα*, a seat]. Three-sided.

**Trihilate** (*tri-hi'-lāt*) [*tres*, three; *hilum*, a hilum]. Having three hila or scars, as a seed.

**Trihydric** (*tri-hi'-drik*) [*τρεῖς*, three; *ἵδωρ*, water]. Containing three atoms of hydrogen in the molecule.

**Tri-iniodymus** (*tri-in-e-od'-im-us*) [*τρεῖς*, three; *ἰνίον*, the nape of the neck; *διδυμος*, double]. A monster having three heads united posteriorly and attached to a single body.

**Tri-iodid** (*tri-i'-o-did*) [*τρεῖς*, three; *ἰώδης*, like a violet]. A compound of iodine analogous to a trichlorid.

**Trijugate**, **Trijugous** (*tri-ju'-gāt*, *tri-ju'-gus*) [*tres*, three; *jugum*, a yoke]. In biology, having three pairs of leaflets.

**Trilabe** (*tri'-lāb*) [*τρεῖς*, three; *λαμβάνειν*, to grasp]. An instrument with three prongs, for withdrawing small calculi through the urethral passage.

**Trilabiate** (*tri-la'-be-āt*) [*tres*, three; *labium*, lip]. Three-lipped.

**Trilaminar** (*tri-lam'-in-ar*) [*tres*, three; *lamina*, plate]. In biology, three-layered.

**Trilineate** (*tri-lin'-e-āt*) [*tres*, three; *linea*, line]. In biology, marked with three longitudinal lines.

**Trilisa** (*tril'-is-ah*) [L.]. A genus of composite eupatoriaceous plants. **T. odoratissima**. See *Deer's Tongue*.

**Trilliin** (*tril'-e-in*) [*tres*, three]. A precipitate from a tincture of the root of *Trillium pendulum*, styptic, tonic, expectorant, antiseptic, and emmenagogue. Dose, 2 to 4 grains. Unof. See *Beth-root*.

**Trilobate** (*tri-lo'-bāt*, or *tri'-lo-bāt*) [*tres*, three; *lobatus*, lobed]. In biology, three-lobed.

**Trilobed** (*tri'-lōbd*). Same as *Trilobate*.

**Trilocular** (*tri-lok'-u-lar*) [*tres*, three; *loculus*, cell]. In biology, having three chambers.

**Triloculate** (*tri-lok'-u-lāt*) [*tres*, three; *loculus*, a cell]. In biology, same as *Trilocular*.

**Trimacular**, **Trimaculated** (*tri-mak'-u-lar*, *tri-mak'-u-la-ted*) [*tres*, three; *macula*, spot]. In biology, marked with three spots.

**Trimargarin** (*tri-mar'-gar-in*) [*τρεῖς*, three; *margarin*]. A mixture of tripalmitin and tristearin.

**Trimastigate** (*tri-mas'-tig-āt*) [*τρεῖς*, three; *μάστιξ*, whip, scourge]. In biology, having three flagella; tri-flagellate.

**Trimembral** (*tri-mem'-bral*) [*tres*, three; *membrum*, member]. Having three members.

**Trimercuric** (*tri-mer-ku'-rik*) [*tres*, three; *mercury*]. Containing three atoms of bivalent mercury.

**Trimerous** (*trim'-er-us*) [*τρεῖς*, three; *μέρος*, a part]. In biology, having three parts or segments; in three's.

**Trimetic Acid** (*tri-mes'-ik*). See *Acid*.

**Trimester** (*tri-mes'-ter*) [*trimestris*, of three months]. A stage or period of three months.

**Trimestral**, **Trimestrial** (*tri-mes'-tral*, *tri-mes'-tre-al*) [*trimestris*, of three months]. Pertaining to a trimester.

**Trimetallic** (*tri-met-al'-ik*) [*τρεῖς*, three; *metal*]. Containing three atoms of a metal in each molecule.

**Trimethyl** (*tri-meth'-il*) [*tres*, three; *methyl*]. The chemic group (CH<sub>3</sub>)<sub>3</sub>.

**Trimethylamin** (*tri-meth-il'-am-in*) [*tres*, three;



- methyl*; *amin*]. *Secalin*,  $(\text{CH}_3)_3\text{N}$ . A thin, colorless, alkaline liquid obtained from herring-brine, formerly prepared by the action of caustic alkali on ergot, hence its name, *secalin*. Used in acute rheumatism internally, or as a liniment 1 to 3 of glycerin. The hydrochlorate is a soluble, crystalline salt. Dose of trimethylamin  $\eta\text{v}-\zeta\text{ j}$ ; of the hydrochlorate gr. ij-ijj. Unof.
- Trimethylene** (*tri-meth'-il-en*) [*tres*, three; *methylene*],  $\text{C}_3\text{H}_6$ . A substance obtained by heating trimethylene bromid with metallic sodium. It is a gas. **T.-diamin**, a ptomain obtained, with other toxic bases, from cultures of the comma-bacillus on beef-broth. It causes violent convulsions and muscle-tremor. See *Ptomains*, *Table of*.
- Trimethylic** (*tri-meth-il'-ik*) [*tres*, three; *methyl*]. Containing three molecules of methyl.
- Trimorphic** (*tri-mor'-fik*). Same as *Trimorphous*.
- Trimorphism** (*tri-mor'-fiz-m*) [*τρεις*, three; *μορφή*, form]. 1. In biology, a term used to indicate the fact that hermaphrodite flowers of three different kinds, short-styled, mid-styled, and long-styled, are produced on the same species of plant. 2. Existing under three distinct forms, as certain insects.
- Trimorphous** (*tri-mor'-f-us*) [*τρεις*, three; *μορφή*, form]. Pertaining to trimorphism.
- Trimyarian** (*tri-mi-a'-re-an*) [*τρεις*, three; *μῦς*, a muscle]. In biology, applied to such bivalve molluscan shells as present three muscular impressions.
- Trinystin** (*tri-mir-is'-tin*) [*tres*, three; *myristin*].  $\text{C}_3\text{H}_5(\text{C}_{14}\text{H}_{21}\text{O}_2)_3$ . A crystalline substance obtained from butter.
- Trinervate** (*tri-nur'-vāt*) [*tres*, three; *nervus*, nerve]. In biology, three-nerved, or having three slender ribs.
- Trinerved** (*tri'-nurvd*). Same as *Trinervate*.
- Trinitrate** (*tri-ni'-trāt*) [*tres*, three; *nitrate*]. A nitrate containing three nitric-acid radicles. **T. of Glyceryl**. See *Nitroglycerin*.
- Trinitrin** (*tri-ni'-trin*). See *Nitroglycerin*.
- Trinoctial** (*tri-nok'-shal*) [*tres*, three; *nox*, night]. Comprising three nights.
- Trinodal** (*tri-no'-dal*) [*tres*, three; *nodus*, knot]. In biology, having three nodes or joints.
- Triocephalus** (*tri-o-sef'-al-us*) [*τρεις*, three; *κεφαλή*, head]. A variety of single autositic monsters of the species otocephalus, in which there is an entire absence of the ocular, nasal, and buccal apparatus. The head is merely a small, spheroidal mass, covered uniformly with skin.
- Triœcious** (*tri-e'-shus*). See *Tricœcious*.
- Triolein** (*tri-o'-le-in*) [*tres*, three; *oleum*, oil],  $\text{C}_3\text{H}_5(\text{O}.\text{C}_{18}\text{H}_{35}\text{O})_3$ . A glycerol ester containing three oleic-acid radicles. It is a clear, colorless, oily liquid, and is the chief constituent of all fatty acids. See *Olein*.
- Trional** (*tri'-o-nal*) [*τρεις*, three],  $\text{C}_2\text{H}_5\text{CH}_3-\text{C}-(\text{SO}_2.\text{C}_2\text{H}_5)_2$ . Diethylsulphonemethylmethane. A disulphone belonging to the ethyl and methyl groups; in ordinary doses it is harmless and possesses marked hypnotic properties. It is a powder consisting of shining tablets with a melting-point of  $76^\circ\text{C}$ ., and which dissolve in 320 parts of water at ordinary temperature, readily in alcohol and ether, and have a distinctly bitter taste. It is administered in a finely powdered state, dissolved in liberal quantities of soup, warm water, milk, or tea, or it may be administered by the rectum in the form of a watery solution. Dose gr. lx daily. Unof.
- Trionym** (*tri'-o-nim*) [*τρεις*, three; *ὄνομα*, name]. A name consisting of three terms.
- Triophthalmos** (*tri-off-thal'-mos*) [*τρεις*, three; *ὀφθαλμός*, eye]. See *Diprosopus*.
- Triopodymus** (*tri-op-od'-im-us*) [*τρεις*, three; *ὤψ*, the face; *δίδυμος*, double]. A monster with three faces and but a single head.
- Triorchid** (*tri-or'-kid*) [*τρεις*, three; *ὄρχις*, a testicle]. Having three testicles.
- Triorchis** (*tri-or'-kis*) [*τρεις*, three; *ὄρχις*, testicle]. An individual that has three testicles.
- Triose** (*tri'-oz*). See *Glycerose*.
- Triosteum** (*tri-os'-te-um*) [*τρεις*, three; *ὀστέον*, bone]. A genus of caprifoliaceous plants of Asia and America.
- T. perfoliatum** (tinkers' weed) and **T. angustifolium**, of the U. S., are purgative and emetic. Unof.
- Triotus** (*tri-o'-tus*) [*τρεις*, three; *ὄψ*, ear]. See *Diprosopus*.
- Triovulate** (*tri-ov'-u-lāt*) [*tres*, three; *ovulum*, an ovule]. Having three ovules.
- Trioxid** (*tri-ok's-id*) [*τρεις*, three; *oxid*]. An oxygen compound analogous to a trichlorid.
- Tripaleolate** (*tri-pa'-le-o-lāt*) [*tres*, three; *paleola*, a little straw]. In biology, provided with three paleæ, as the flower of a bamboo.
- Tripalmitin** (*tri-pal'-mit-in*) [*τρεις*, three; *palmitin*],  $\text{C}_3\text{H}_5(\text{O}.\text{C}_{16}\text{H}_{31}\text{O})_3$ . One of the solid fats of the body.
- Tripapillated** (*tri-pap'-il-a-ted*) [*tres*, three; *papilla*, a nipple]. Having three papillæ.
- Tripartite** (*tri-p'-ar-tit*, or *tri-par'-tit*) [*tres*, three; *partiri*, to part, divide]. In biology, three-parted.
- Tripe de Roche** (*trēp-de-rōsh'*) [Fr.]. See *Gyrophora*.
- Trippennate** (*tri-pen'-āt*). Same as *Tripinnate*.
- Tripes** (*tri'-pēz*) [L.]. 1. Three-footed. 2. A monster having three feet.
- Tripetaloid** (*tri-pet'-al-oid*) [*τρεις*, three; *πέταλον*, leaf]. In biology, appearing as if furnished with three petals.
- Tripetalous** (*tri-pet'-al-us*) [*τρεις*, three; *πέταλον*, leaf]. In biology, three-petaled.
- Tripharmacum** (*tri-far'-mak-um*) [*τρεις*, three; *φάρμακον*, a drug]. A medicine made up of three ingredients.
- Triphenyl** (*tri-fen'-il*) [*tres*, three; *phenyl*]. The chemic group  $(\text{C}_6\text{H}_5)_3$ . **T.-amin**,  $(\text{C}_6\text{H}_5)_3\text{N}$ , a substance obtained on heating dipotassium anilin or sodium diphenylamin with brombenzene. It crystallizes from ether in large plates, melts at  $127^\circ\text{C}$ ., and distills without decomposition. **T.-dihydro-glyoxalin**. See *Amarin*. **T.-methane**,  $\text{C}_{19}\text{H}_{16}$ , a product of the reaction between benzol chlorid and mercury diphenyl. It dissolves with difficulty in cold alcohol and glacial acetic acid, easily in ether, benzene, and hot alcohol, crystallizing from the latter in thin, shining leaflets, melting at  $93^\circ\text{C}$ . **T.-rosanilin**. See *Rosanilin-blue*.
- Triphyllous** (*tri-phil'-us*) [*τρεις*, three; *φύλλον*, a leaf]. In biology, three-leaved.
- Tripier's Amputation**. In surgery, horizontal section through the *os calcis*, leaving the upper part of this bone, together with the astragalus. See *Operations*, *Table of*.
- Tripinnate** (*tri-pin'-āt*) [*tres*, three; *pinnatus*, winged]. In biology, three times pinnately compounded.
- Tripinnatifid** (*tri-pin-at'-if-id*) [*tres*, three; *pinnatus*, winged; *findere*, to cleave]. Pinnatifid with the segments twice divided in a pinnatifid manner.
- Tripinnatisect** (*tri-pin-at'-is-ekt*) [*tres*, three; *pinnatus*, winged; *sectus*, cut]. Parted to the base in a tripinnate manner.
- Triple** (*trip'-l*) [*τριπλῆος*, triple]. Consisting of three. **T. Phosphate**, ammonio-magnesian phosphate, a precipitate thrown down from urine when ammonia is set free by the decomposition of urea.
- Triplet** (*trip'-let*) [*tres*, three; *plica*, a fold]. A series of three. In the plural, three offspring at one birth. In optics, a system consisting of three lenses. **T.**, **Achromatic**. See *Microscope*. **T. Monster**, a monster having its parts tripled.

- Triplex** (*trip'-lex*) [L.]. Threefold. **T. Pills**, the *Pilula triplices*, N. F.; so called from containing three principal ingredients.
- Triplicostate** (*trip'-lik'-os'-tāt*) [*tripplus*, threefold; *costa*, rib]. In biology, triplinnerved.
- Triplinerved** (*trip'-lin'-er-ud*) [*tripplus*, threefold; *ner-vus*, nerve]. In biology, denoting a leaf in which two prominent nerves emerge from the middle nerve a little above its base.
- Triploblastic** (*trip'-lo'-blas'-tik*) [*τριπλόος*, threefold; *βλαστός*, germ]. Possessing three blastodermic membranes, consisting of epiblast, mesoblast, and hypoblast. Most animals are triploblastic.
- Triplokoria** (*trip'-lo'-ko'-re-ah*) [*τριπλόος*, threefold; *κόρη*, pupil]. An iris having three pupils.
- Triplopia** (*trip'-lo'-pe-ah*) [*τριπλόος*, triple; *ὤψ*, eye]. A form of polyopia, in which an object is seen as three.
- Triplopy** (*trip'-lo-pe*). Same as *Triplopia*.
- Tripod** (*tri'-pod*) [*τρίπους* (*τριπόδ*), three-footed]. An object having three legs or supports. **T. Magnifier**. See *Microscope*. **T.**, Vital, the brain, heart, and lungs, viewed as the triple support of life.
- Tripodic** (*tri'-pod'-ik*) [*τρίπους* (*τριπόδ*), three-footed]. In biology, three-footed. **T. Walk**, the term applied by Dixon to the locomotion of certain insects, earwigs, water-scorpions, aphides, and some beetles. The front and hind legs of one side are found to be moved almost simultaneously with the middle leg of the other.
- Tripoli** (*trip'-o-le*) [*Τρίπολις*, Tripoli, a district containing three cities]. A kind of rotten-stone used in polishing; also, a silicious diatomaceous earth, likewise used in polishing. **T. Senna**. See *Senna*.
- Tripolite** (*trip'-o-lit*) [*Τρίπολις*, Tripoli]. A substance composed of lime, silicon, and oxid of iron, sometimes used in dressings and bandages instead of plaster-of-Paris.
- Tripper-fäden**. "Gonorrheal threads." A whitish filamentous discharge occurring in the urine in chronic urethritis. It consists of mucus and pus and contains gonococci. **T.-kokken**, gonococci.
- Triprosopus** (*trip'-ros'-o-pus*) [*τρεῖς*, three; *προσopón*, face]. A form of fetal monstrosity in which there is a fusion of three faces in one.
- Tripsis** (*trip'-sis*) [*τρίψις*; *τρίβειν*, to rub]. Same as *Trituration*.
- Tripterous** (*trip'-ter-us*) [*τρεῖς*, three; *πτερόν*, a wing]. Having three wings or alæ.
- Triptokoria** (*trip'-o-ko'-re-ah*) [*τρεῖς*, three; *πίπτειν*, to fall; *κόρη*, the pupil]. A condition of the iris in which there are three distinct pupils.
- Tripudiation** (*tri'-pu-de-a'-she-o*) [*tripudiare*, to dance]. Synonym of *Chorea*. **T. spartica**. Synonym of *Chorea, Epidemic*.
- Tripupillate** (*tri'-pu'-pil-āt*) [*tres*, three; *pupilla*, pupil]. In biology, having three central spots or pupils close together.
- Tripus** (*tri'-pus*) [*τρεῖς*, three; *πούς*, foot]. Same as *Tripod*. **T. celiacus**, the three branches of the celiac artery.
- Triquetral** (*tri -kwet'-ral*) [*triquetrus*, triangular]. Same as *Triquetrous*.
- Triquetrous** (*tri -kwet'-rus*) [*triquetrus*, three-cornered]. In biology, three-angled or triangular-prismatic. Applied to certain stems and leaves.
- Triquetrum** (*tri-kwet'-rum*) [*triquetrus*, three-cornered; *pl.*, *Triquetra*]. Any Wormian bone; also, the cuneiform bone of the carpus. See *Bones, Table of*.
- Triquate** (*tri-kwin'-āt*) [*tres*, three; *quini*, five each]. In biology, divided into three parts or lobes and then into five.
- Triradial**, **Triradiate** (*tri-ra'-de-al*, *tri-ra'-de-āt*) [*tres*, three; *radiatus*, rayed]. Radiating in three directions; trifurcate.
- Trisalt** (*tri'-salt*) [*tres*, three; *ME.*, *salt*, salt]. A salt containing three atoms of base to one of acid.
- Trisection** (*tri-sek'-shun*) [*tres*, three; *secare*, to cut] Division into three parts.
- Trisepalous** (*tri-sep'-al-us*) [*tres*, three; *sepalum*, sepal]. Denoting calyxes which have three sepals.
- Triseptate** (*tri-sep'-tāt*) [*tres*, three; *septum*, a septum]. Having three septa.
- Triserial**, **Triseriate** (*tri-se'-re-al*, *tri-se'-re-āt*) [*tres*, three; *series*, series]. Disposed in three horizontal rows, one above the other.
- Trisetose** (*tri-se'-tōz*) [*tres*, three; *seta*, a bristle]. Having three bristles.
- Trisetum** (*tri-se'-tum*) [*tres*, three; *seta*, bristle]. A genus of plants belonging to the order *Graminaceæ*. They are closely related to *Avena*. **T. flavescens**, a grass having yellow flowers, found in North America, Europe, and Asia.
- Trisinuate** (*tri-sin'-u-āt*) [*tres*, three; *sinus*, a fold]. Having three sinuses.
- Trismoid** (*tris'-moid*) [*τρισμός*, a creaking]. A form of trismus neonatorum thought to be due to pressure on the occipital bone during labor.
- Trismus** (*tris'-mus*) [*τρισμός*; *τρίζειν*, to gnash]. Spasm of the muscles of mastication, the condition commonly called lockjaw, a tetanic condition of the muscles of mastication. **T. capistratus**, a condition in which the jaws cannot be separated because of adhesions between the cheeks and the gums, following ulceration of the parts. **T. catarrhalis maxillaris**, neuralgia of the jaw. **T. of Cerebral Origin**, persistent spasm of the muscles of the lower jaw, due to cerebral disease. **T. cynicus**, risus sardonius. **T. dolorificus**, tic douloureux. **T. maxillaris**. See *T. catarrhalis maxillaris*. **T. nascentium**. See *Tetanus neonatorum*. **T. neonatorum**, a form of tetanus only met with in infants, almost invariably occurring in the first five days of life. It is a very fatal disease, and the more so the earlier it appears. It is marked by frequent convulsions occurring in paroxysms, with rigidity of the muscles and an involvement of the muscles of the mouth and throat, causing inability to swallow. It is possibly due to some form of infection at birth. **T. sardonius**. See *T. cynicus*. **T.**, **Traumatic**, trismus following a wound or injury. **T. uteri**, trismus occurring during and as a result of the puerperium.
- Trispermous** (*tri'-spur-mus*) [*τρεῖς*, three; *σπέρμα*, seed]. In biology, three-seeded.
- Trisplanchnia** (*tri-splangk'-ne-ah*). Synonym of *Asiatic Cholera*.
- Trisplanchnic** (*tri-splangk'-nik*) [*τρεῖς*, three; *σπλάγχνον*, viscus]. The descriptive name of the sympathetic nerve, from the fact that it is connected with the viscera of the three largest cavities of the body.
- Trisporic**, **Trisporous** (*tri-spor'-ik*, *tri-spor'-us*) [*τρεῖς*, three; *σπορά*, spore]. Having three spores.
- Tristachyous** (*tri-sta'-ke-us*) [*τρεῖς*, three; *στάχυς*, an ear of corn]. In biology, bearing three spikes.
- Tristearin** (*tri-ste'-ar-in*) [*τρεῖς*, three; *στέαρ*, fat]. Stearin; tritenyl stearate,  $C_3H_5(C_{18}H_{35}O_2)_3$ ; one of the solid fats of the body.
- Tristichiasis** (*tris-tik-i'-as-is*) [*τριστιχία*, a triple row]. A form of congenital distichiasis in which there are three rows of cilia.
- Tristichous** (*tris'-tik-us*) [*τρεῖς*, three; *στίχος*, a line, row]. In biology, arranged in three perpendicular rows. Applied to phyllotaxy.
- Tristigmatic** (*tri-stig-mat'-ik*) [*τρεῖς*, three; *στίγμα*, a mark]. In biology, having three stigmata.
- Tristigmatose** (*tri-stig'-mat-ōz*). Same as *Tristigmatic*.



- Tristimania** (*tris-tim'-a'-ne-ah*) [*tristis*, sad; *μανία*, mania]. Melancholia.
- Tristis** (*tris'-tis*) [L.]. Sad; gloomy; having a dull color.
- Tristitia** (*tris-tish'-e-ah*) [L., "sadness"]. Melancholia.
- Trisubstituted** (*tri-sub'-stit-u-ted*) [*tres*, three; *substituere*, to substitute]. In chemistry, having three elements substituted by equivalent elements.
- Tri-sulcate** (*tri-sul'-kāt*) [*tres*, three; *sulca*, a furrow]. In biology, three-grooved.
- Trisulphuretum** (*tri-sul'-fu-re'-tum*). See *Trisulphuretum*.
- Trisulphid** (*tri-sul'-fid*) [*tres*, three; *sulphur*]. A compound of sulphur analogous to a trichlorid.
- Trisulphuretum** (*tri-sul'-fu-re'-tum*) [*tres*, three; *sulphur*, sulphur]. A trisulphid.
- Tritæphya** (*trit-e-off'-e-ah*) [*τριταῖος*, tertian; *φῆεν*, to augment]. A tertian fever. **T. americana**, the pernicious malarial fever to which immigrants to Spanish America are subject.
- Tritæus** (*trit-e'-us*) [*τριταῖος*, tertian]. Tertian fever.
- Tritellurid** (*tri-tel'-u-rid*) [*tres*, three; *tellurium*]. A compound of tellurium analogous to a trichlorid.
- Tri-ternate** (*tri-tur'-nāt*) [*tres*, three; *ternatus*, arranged in threes]. Applied to a leaf that is thrice compounded on the ternate plan.
- Triticeo-glossus** (*trit-is'-e-o-glos'-us*) [*triticum*, wheat-like; *γλῶσσα*, tongue]. An anomalous muscle having its origin from the arytenoid cartilage and its insertion in the side of the tongue.
- Triticeous** (*trit-ish'-us*) [*triticum*, wheat]. Having the appearance of a grain of wheat; pertaining to wheat. **T. Nodule** (*corpus triticeum*, "wheat-like body"), one of the small cartilaginous nodules of the larynx.
- Triticeum** (*trit-is'-e-um*) [*triticum*, wheat]. The triticeous nodule.
- Triticin** (*trit'-is-in*) [*triticum*, wheat],  $C_{19}H_{22}O_{11}$ . A gum-like substance found in *Triticum repens*.
- Triticum** (*trit'-ik-um*) [L.: *gen.*, *Tritici*]. 1. Wheat; a genus of graminaceous plants which produce the various kinds of wheat. 2. The rhizome of *T. repens* deprived of its rootlets. **T. acutum**, a species growing in Europe. **T. caninum**, dog's-tooth grass. It is thought to possess the same properties as *T. repens*. Dogs eat the blades to induce emesis. **T. durum**, hard-grained wheat, the seeds of which are richer in nitrogen than the soft wheats; it is cultivated in Southern Europe. **T. monococcum**, single-grained wheat; it grows wild in Greece and Mesopotamia, and is an inferior species in cultivation. **T. repens**, couch-grass; it grows in Europe, Northern Asia, North and South America. The rhizome is smooth, straw-colored, and has a sweetish taste. It contains malates, sugar, tritacin, and a nitrogenous principle, and is emollient, diuretic, and antiphlogistic. It is best administered in a decoction made from 2 to 4 ounces of the plant in 2 pints of water, and reduced one-half by boiling. **T. sativum**, common wheat. The ground and sifted seeds constitute flour, official in the pharmacopeia as *farina tritici*. **T. spelta**, spelt-wheat, indigenous in the Persian mountains, and cultivated in Europe. It yields flour of fine quality. **T. vulgare**. See *T. sativum*. **Tritici**, **Amylum**, wheat-starch. **T.**, **Extractum**, **Fluidum**, a preparation made by exhausting *T. repens* with boiling water, and then adding a certain quantity of alcohol. Dose fʒj. **T.**, **Farina**, wheat-flour. **T.**, **Farina**, **Tosta**, baked flour. **T.**, **Saccharum**, a sugar obtained from the extract of *T. repens*, which dissolves readily in alcohol.
- Triticumina Food** (*trit-ik-u'-min-ah*) [*triticum*, wheat]. A malt food prepared in England by malting wheat so as to cause it to contain about twice as much soluble carbohydrates as ordinary wheaten flour.
- Tritomesal** (*tri-to-mes'-al*) [*τρίτος*, third; *μέσος*, middle]. Denoting the third longitudinal series of cells in the wing of hymenoptera.
- Tritopin** (*trit'-to-pin*),  $C_{42}H_{54}N_2O_7$ . An alkaloid obtained from opium.
- Tritovertebra** (*tri-to-vur'-te-brāh*) [*τρίτος*, third; *vertebra*, vertebra]. Carus's term for a limb-bone, or the bony framework of the limbs considered as vertebral elements developed in special relation with the muscular system.
- Tritovertebral** (*tri-to-vur'-te-brāl*) [*τρίτος*, third; *vertebra*, vertebra]. Having the character of a tritovertebra.
- Tritovum** (*tri-to'-vum*) [*τρίτος*, third; *ovum*, egg]. The third stage of an ovum.
- Tritoxid** (*tri-toks'-id*) [*τρίτος*, third; *ὄξύς*, acid]. Same as *Trioxid*.
- Trito-zoïd** (*trit-o-zo'-oid*) [*τρίτος*, third; *ζῶον*, an animal; *εἶδος*, form]. In biology, a zoïd of the third generation; the immediate offspring of a deutero-zoïd.
- Tritubercular** (*tri-tu-bur'-ku-lar*) [*tres*, three; *tuberculum*, tubercle]. Having three tubercles or cusps; tricuspid.
- Trituberculate** (*tri-tu-bur'-ku-lāt*). Same as *Tritubercular*.
- Trituberculism** (*tri-tu-bur'-ku-lizm*) [*tres*, three; *tuberculum*, a tubercle]. A peculiarity of molar teeth, indicating the possession of three cusps.
- Triturate** (*trit'-u-rāt*) [*triturare*, to rub together]. As a verb, to reduce to fine powder. As a noun, a finely divided powder. **T.**, **Tablet**, a small disc of some soluble material, usually sugar of milk, charged with a certain dose of a medicinal substance. See *Tablet*.
- Trituration** (*trit-u-rā'-shun*) [*trituration*; *tritrus*, a rubbing]. The process of reducing a solid substance to a powdered state by grinding or rubbing. In pharmacy, a class of powders having sugar of milk as their diluent in the proportion of ten parts of the substance to 90 of the sugar. Trituration of elaterin is official.
- Tritus** (*trit'-tus*) [L.]. See *Trituration*.
- Trityl** (*trit'-il*) [*τρεῖς*, three; *ἵλη*, matter],  $C_3H_7$ . The third of the methyl series of hydrocarbon radicles. **T.-alcohol**,  $C_3H_7HO$ , propyl-alcohol.
- Tritylene** (*trit'-il-ēn*). Same as *Propylene*.
- Triungulin** (*tri-ung'-gu-lin*) [*tres*, three; *ungula*, a hoof, claw]. In biology, the first larval stage of certain beetles (*Meloidæ*).
- Trivalence** (*tri'-va-lens*, or *triv'-al-ens*) [*tres*, three; *valere*, to be worth]. The quality of being trivalent.
- Trivalent** (*triv'-al-ent*) [*tres*, three; *valere*, to be worth]. In chemistry, equivalent in combining or displacing power to three monad atoms.
- Trivalerin** (*tri-val'-er-in*) [*tres*, three; *valere*, to be worth],  $C_3H_5(C_5H_9O_2)_3$ . A substance which exists in the oil of marine animals, like the seal.
- Trivalve** (*tri'-valv*) [*tres*, three; *valva*, door]. In biology, applied to a structure having three valves, as a shell.
- Trivalvular** (*tri-val'-vu-lar*) [*tres*, three; *valvula*, a small valve]. Having three valves.
- Trivertebral** (*tri-vur'-te-brāl*) [*tres*, three; *vertebra*, vertebra]. Composed of three vertebrae.
- Trivia** (*triv'-e-ah*) [*trivius*, of three roads]. The point of intersection of the three semicircular canals of the cochlea.
- Trivial** (*triv'-e-al*) [*trivialis*, common]. Denoting the popular name of a plant or animal; the specific name.

**Trivium** (*triv'-e-un*) [*tres*, three; *via*, way; *pl.*, *Trivia*]. In biology, the three anterior ambulacra of an echinoderm.

**Trixis** (*triks'-is*) [L.]. A Mexican plant allied to rhubarb. The root is used as a laxative.

**Trocar** (*tro'-kar*) [Fr., *trois-quarts*, from its triangular point]. An instrument used in paracentesis, or tapping a cavity, as in hydrocele. It consists of a perforator and a metallic tube. **T.**, **Lancet**, a trocar having a lancet-shaped perforator. **T.**, **Piloting**, Durham's trocar, used for introducing the articulated tracheotomy-tube. **T.**, **Rectal**, a curved trocar used in tapping the bladder through the rectum.

**Trochal** (*tro'-kal'*) [*τροχός*, a wheel]. Having the form of a wheel. **T. Disc**, the wheel-organ of the *Rotifera*, the ciliated and usually retractile apparatus which projects at the anterior end of the body of the wheel-animalcule.

**Trochanter** (*tro-kan'-ter*) [*τροχαντήρ*; *τροχός*, a wheel or pulley]. The process on the upper extremity of the femur. The major and minor processes at the extremity of the femur which receive the extensor and flexor muscles of the thigh are respectively called the greater and the lesser trochanter. **T. tertius**, an anomalous process at the upper portion of the popliteal space of the femur.

**Trochanteric** (*tro-kan-ter'-ik*) [*τροχαντήρ*, a trochanter]. Pertaining to a trochanter.

**Trochantin** (*tro-kan'-tin*) [*τροχαντήρ*, a trochanter]. The lesser trochanter of the femur.

**Trochantinian** (*tro-kan-tin'-e-an*) [*τροχαντήρ*, trochanter]. Pertaining to the trochantin.

**Trochate** (*tro'-kāt*) [*τροχός*, a wheel]. 1. Same as *Trochal*. 2. *Trochiferous*.

**Troche** (*trōk, trōch, or tro'-ke*) [*τροχός*, wheel]. A trochischus. A round lozenge.

**Trochia** (*tro'-ke-ah*) [*τροχός*, a wheel]. A term formerly applied to the orbit.

**Trochiferous** (*tro-kif'-er-us*) [*τροχός*, wheel; *ferre*, to bear]. In biology, provided with a trochal organ.

**Trochiform** (*tro'-kif-orm*) [*τροχός*, wheel; *forma*, form]. In biology, having the form of a top-shell.

**Trochilia** (*tro-kil'-e-ah*). See *Trochlea*.

**Trochin, Trochinus** (*tro'-kin, trok'-in-us*) [*τροχός*, a wheel]. The lesser tuberosity of the head of the humerus.

**Trochinian** (*tro-kin'-e-an*) [*τροχός*, wheel]. Pertaining to the trochin.

**Trochiscus** (*tro-kis'-kus*) [*τροχίσκος*, a little wheel; *pl.*, *Trochisci*]. A troche, pastil, tablet, or lozenge. In pharmacy, a small, flattened cake prepared from a mass of sugar and mucilage as an excipient, with a prescribed medicinal substance. There are 15 official *trochisci*.

**Trochiter** (*trok'-it-er*) [*τροχός*, a wheel]. The greater tuberosity of the proximal end of the humerus.

**Trochiterian** (*trok-it-e'-re-an*) [*τροχός*, a wheel]. Pertaining to the trochiter.

**Trochlea** (*trok'-le-ah*) [*τροχήλα*, a pulley]. A part or process having the nature of a pulley. **T. of the Astragalus**, the surface of the astragalus articulating with the tibia. **T. of the Femur**, the intercondyloid fossa of the femur. **T. of the Humerus**, an articulation at the extremity of the humerus, over which a band of cartilage passes. **T. labyrinthi**. See *Cochlea*. **T. of the Obliquus oculi superior**, **T. of the Orbit**, the ligamentous ring or pulley, attached to the upper margin of the orbit, which transmits the tendon of the superior oblique muscle of the eye.

**Trochlear** (*trok'-le-ar*) [*τροχήλα*, a pulley]. Pertaining to or of the nature of a trochlea.

**Trochlearis** (*trok-le-a'-ris*) [*τροχήλα*, a pulley]. Per-

taining to the trochlea. Also, applied to the superior oblique muscle of the eye.

**Trochleary** (*trok'-le-a-re*). Same as *Trochlear*.

**Trochleate** (*trok'-le-āt*). Same as *Trochlear*.

**Trochocephalus** (*trok-o-sef'-al-us*) [*τροχός*, wheel; *κεφαλή*, head]. A rounded appearance of the head, due to partial synostosis of the frontal and parietal bones.

**Trocho-ginglymus** (*tro-ko-ging'-lim-us*) [*τροχός*, wheel; *γίγγυμος*, ginglymus]. A combination of a hinge-joint and a pivot-joint, as in the humero-radial articulation.

**Trochoid** (*tro'-koid*) [*τροχός*, wheel]. Serving as a pulley or pivot; involving a pivotal action.

**Trochoides** (*tro-koi'-dēs*) [*τροχός*, wheel]. A term given to pivot-joints or pulley-joints, such as the atlanto-axial.

**Trochophora** (*trok-off'-or-ah*) [*τροχός*, a wheel; *φέρειν*, to bear]. In biology, a peculiar larval stage of certain *Vermes*, having a characteristic preoral ciliated ring.

**Trochosphere** (*trok'-o-sfēr*) [*τροχός*, a wheel; *σφαίρα*, a sphere]. In biology, applied to various invertebrate larvæ bearing a circlet of cilia.

**Trochospheric** (*trok-o-sfēr'-ik*) [*τροχός*, wheel; *σφαίρα*, sphere]. Pertaining to a trochosphere.

**Troglydote** (*trogl'-lo-dit*) [*τρογάλη*, a cave; *δύειν*, to enter]. Inhabiting caverns.

**Troisier's Ganglion**. A large lymphatic gland sometimes found above the clavicle in cases of retrosternal tumor.

**Trolard's Vein**. The large anastomotic vein between the superior longitudinal and lateral sinuses. See *Vein*.

**Tröltsch (von), Corpuscles of**. See *Corpuscle*.

**Troma (tro'-mah)**. Same as *Trauma*.

**Trommer's Test**. A test for the presence of grape-sugar, or glucose. The liquid to be tested is filtered, and to the filtrate a solution of ammonio-cupric tartrate is added. If glucose be present, the copper is precipitated in the form of a bright, orange-red, basic cuprous oxid. Boiling facilitates the precipitation, which is sometimes stubborn. See *Tests, Table of*.

**Tromomania** (*trom-o-ma'-ne-ah*) [*τρόςμος*, tremor; *μανία*, madness]. Delirium tremens.

**Tropacocain** (*tro-pak-o'-ka-in*) [*atropin*; *cocain*]. A powerful anesthetic and mydriatic, derived "from a small-leaved coca of Java." It has the general qualities of cocain, but appears to be more active.

**Tropæolin** (*tro-pe'-o-lin*) [*τροπαίος*, turning]. Certain azo-dyes, so named because their colors resemble those of the flower of *Tropæolum majus*. See *Orange Colors in Pigments, Conspectus of*.

**Tropæolum** (*tro-pe'-o-lum*) [*τροπαίος*, turning]. A genus of the *Pelargoniceæ* including the larkspur, garden nasturtium. **T. majus**, Indian cress; a Peruvian species. The buds and fruit are used as a condiment. It is said to be stomachic, diuretic, and laxative. **T. minus** L., dwarf nasturtium. It is a native of Peru, and has the same properties as *T. majus*.

**Trophe** (*trof'-fē*) [*τροφή*, nourishment]. Aliment.

**Trophesial** (*tro-fē'-ze-al*) [*τροφή*, nourishment]. Pertaining to or of the nature of a trophesy.

**Trophesy** (*trof'-es-e*) [*τροφή*, aliment]. Defective nutrition of a part resulting from disorder of the nerves regulating nutrition; trophoneurosis.

**Trophie** (*trof'-fē*) [*τροφή*, a feeder]. In biology, a collective term for those mouth-parts of an invertebrate employed in feeding.

**Trophic** (*trōf'-ik*) [*τροφή*, nourishment]. Pertaining to the functions concerned in nutrition, digestion, and assimilation. **T. Centers**, centers regulating the nutrition of nerves, or through them, of organs.



**Trophis** (*trof'-fis*) [τροφή, well-fed]. The ramoon-tree. **T. americana**, a shrub of the West Indies, used as an alterative and mild astringent. **T. aspera**, paper-tree of Siam and India. The berries possess astringent and antiseptic properties, and the juice of the leaves and young shoots is used in the treatment of ulcers and cutaneous eruptions. Unof.

**Trophoblast** (*trof'-o-blast*) [τροφή, nourishment; βλαστός, a germ]. In biology, the outer epiblastic layer of the extra-embryonic somatopleure.

**Trophoblastic** (*trof-o-blas'-tik*) [τροφή, nourishment; βλαστός, germ]. Pertaining to a trophoblast.

**Trophocalyx** (*trof'-o-ka-lyks*) [τροφή, nourishment; κάλυξ, a calyx]. See *Trophosphere*.

**Trophodisc** (*trof'-o-disk*) [τροφή, nourishment; δίσκος, a disc]. See *Trophosphere*.

**Tropholecithal** (*trof-o-les'-ith-al*) [τροφή, nourishment; λέκθος, the yolk of an egg]. Pertaining to a tropholecithus.

**Tropholecithus** (*trof-o-les'-ith-us*) [τροφή, nourishment; λέκθος, the yolk of an egg]. In biology, the food-yolk of a meroblastic egg. Cf. *Morpholecithus*.

**Trophology** (*trof-ol'-o-je*) [τροφή, nutrition; λόγος, science]. The science which treats of or relates to nutrition.

**Throphoneurosis** (*trof-o-nu-ro'-sis*) [τροφή, nourishment; νεύρον, nerve; νόσος, disease]. Any atrophic process due to injury or perverted action of the nerves or nerve-centers. **T., Disseminated**. Synonym of *Scleroderma*. **T., Facial**, progressive facial atrophy; facial hemiatrophy. **T., Muscular**, trophic changes in the muscles in connection with disease of the nervous system. **T. of Romberg**, unilateral atrophy of the face; hemiatrophy.

**Trophoneurotic** (*trof-o-nu-rof'-ik*) [τροφή, nourishment; νεύρον, nerve; νόσος, disease]. Pertaining to a trophoneurosis.

**Trophonosus** (*trof-on'-o-sus*). See *Trophopathy*.

**Trophopathy** (*trof-op'-ath-e*) [τροφή, nutrition; πάθος, disease]. Any nutritional disorder.

**Trophophore** (*trof'-o-for*) [τροφή, nourishment; φέρειν, to bear]. In biology, one of the ameboid cells of sponges, giving rise to gemmules.

**Trophophorous** (*trof-off'-or-us*) [τροφή, nourishment; φέρειν, to bear]. Pertaining to trophophores.

**Trophoplasm** (*trof'-o-plazm*) [τροφή, nourishment; πλάσσειν, to mold in clay]. In biology, Nægeli's term for the vital substance of the cell, the formative plasm, or morphoplasm, in contrast to the *idioplasm*.

**Trophoplast** (*trof'-o-plast*) [τροφή, nourishment; πλάσσειν, to mold or form in clay]. In biology, a plastid; a mass of formative plasm.

**Trophosomal** (*trof-o-so'-mal*) [τροφή, nourishment; σῶμα, body]. Nutritive. Pertaining to a trophosome.

**Trophosome** (*trof'-o-sōm*) [τροφή, nourishment; σῶμα, body]. In biology, the mass of nutritive zooids of a hydrozoan. Cf. *Gonosoma*.

**Trophosperm** (*trof'-o-sperm*) [τροφή, nourishment; σπέρμα, seed]. The portion of an ovary that bears the ovules.

**Trophospermium** (*trof-o-spur'-me-uni*) [τροφή, nourishment; σπέρμα seed]. In biology, the placenta.

**Trophosphere** (*trof'-o-sfēr*) [τροφή, nourishment; σφαίρα, a sphere]. In biology, the tissue between the decidua stroma and the blastocyst in *Erinaceus*. See *Trophodisc*, *Trophocalyx*, *Trophoblast*, *Trophospongia*.

**Trophospongia** (*trofo-spun'-je-ah*) [τροφή, nourishment; σπογγία, a sponge]. In biology, the outer or maternal layer of the *trophoblast*, *trophodisc*, or *trophocalyx*.

**Trophotropic** (*trof-o-trof'-ik*) [τροφή, nourishment; τρέπειν, to turn]. In biology, exhibiting trophotropism.

**Trophotropism** (*trof-o-trof'-izm*) [τροφή, nourishment; τρέπειν, to turn]. In biology, the term applied by Stahl (1884) to the attraction (*positive trophotropism*) and repulsion (*negative trophotropism*) exhibited by certain organic cells to various nutritive solutions. A phenomenon now included under *Chemotaxis*, *q. v.*

**Trophozooid** (*trof-o-zo'-oid*) [τροφή, nourishment; ζῶον, an animal; εἶδος, form]. In biology, nutritive zooid.

**Tropic, Tropical** (*trof'-ik, trof'-ik-al*) [τροπικός, tropic]. Pertaining to or found in the tropics. **T. Acid**. See *Acid*. **T. Big Leg**. See *Elephantiasis arabum*. **T. Boil**. See *Boil*, *Aleppo*. **T. Chlorosis**. See *Ankylostomiasis* and *Dochmiasis*. **T. Fruit Laxative**. See *Senna*. **T. Measles**, a name suggested by Cautlie for a disease that was prevalent among the foreign residents of Hong Kong, during September and October, in 1888. Mild cases were regarded as "German measles," severe cases as a form of dengue. He defines it as follows: "Rubeola tropica is a specific eruptive fever, the primary, rose-red rash appearing on the face and neck on the second day of the illness; the second rash, miliary and papular, on the body, face, and occasionally on the limbs on the fourth day. The third rash, of small, coalescent wheals, appears on the arms and legs, or legs only, on the sixth day, when the fever subsides. The severe form attacks adults chiefly. It is epidemic, contagious, but seldom associated with catarrh or desquamation, and characterized by the intensity of the pain in the back, head, and orbit on the third and fourth days of the illness." The duration of the disease was much shorter than that of dengue, the termination was invariably favorable, and the complications and sequelæ of measles were not observed in any case.

**Tropidin** (*trof-id-in*) [*atropin*],  $C_8H_{13}N$ . A substance resulting from the decomposition of atropin in the presence of hydrochloric and glacial acetic acids; it is an oily fluid having an odor resembling that of coniin.

**Tropidosternal** (*trof-id-o-stur'-nal*) [τρόπις, keel; στήρνον, sternum]. Keeled, as a breast-bone.

**Tropin** (*trof'-pin*) [*atropin*],  $C_8H_{15}NO$ . A substance obtained by the decomposition of the alkaloid atropin; it crystallizes from ether in plates, melts at 63° C., and boils at 229° C.

**Tropis** (*trof'-pis*) [τρόπις, keel]. In biology, the keel or backward curve of a cymba, as in sponge-spicules.

**Tropsin** (*trof'-sin*). Same as *Tropacocain*.

**Trousseau's Phenomenon or Sign**. A diagnostic sign of post-operative tetany. The spasm of an extremity which may be produced by compression of its principal blood-supply or nerve-supply for a brief period of time, from a few seconds to a few minutes. The spasm will continue as long as the pressure is maintained. **T.'s Spots**, *Taches cérébrales*; red spots which may appear on the skin after it has been mechanically irritated; they were thought by Trousseau to be diagnostic of meningitis.

**Trouts** (*tru'-uts*) [Irish]. A form of chloasma occurring among the Irish peasantry in places where they have turf-fires.

**Trouser-leg Culture**. A bacterial growth, as that of *Vibrio proteus*, in which the liquified area of the nutritive gelatin corresponds to the form of an empty stocking-leg. (*Schenk*.)

**True** (*tru*) [ME., *true*, true]. The opposite of false. Applied to organs functionally active or perfect. **T. Corpus luteum**, the corpus luteum of pregnancy. **T. Pelvis**, that part of the pelvic cavity situated below the brim or ilio-pectineal line. **T. Resins**. See

- Resins.* **T. Ribs.** See *Ribs*. **T. Skin**, the corium.
- T. Vocal Bands**, the inferior bands, or those concerned in the production of voice.
- Trumpet** (*trūm'-pet*) [ME., *trumpet*, trumpet]. A musical wind-instrument; any instrument or apparatus shaped like a trumpet. **T., Ear**, an instrument having a flaring mouth-piece or a parabolic cup, from the focal point of which the sound-waves are collected by another receiver projecting into the cup and connected with the ear-piece. **T.-plant**, Venus fly-catcher; huntsman's cup, the rhizome of *Sarracenia flava*, common in Southern U. S. Of high repute in the cure of diarrhea. Dose of fld. ext.  $\text{m}_\text{v}$ -xv. Unof. See also *Sarracenia* and *Tecoma*. **T.-weed**. See *Eupatorium purpureum*.
- Truncal** (*trung'-kal'*) [*truncus*, a trunk]. Pertaining to the trunk, or to a trunk.
- Truncate** (*trung'-kāt*) [*truncare*, to cut off]. In biology, ending abruptly, as if cut off.
- Truncated** (*trung'-ka-ted*) [*truncus*, trunk]. Deprived of limbs or accessory parts.
- Truncus** (*trung'-kus*) [*truncare*, lop, maim: *pl.*, *Trunci*]. In biology, the trunk or main body, as of a tree, an animal, a nerve. See *Trunk*.
- Trunk** [ME., *trunke*, trunk; *truncus*, a trunk]. All of the body except the head and limbs. Also, the main stem or body of a nerve or vessel.
- Trunkal** (*trung'-kal*). See *Truncal*.
- Truss** (*trus*) [Fr., *trousse*]. An instrument for maintaining a part in proper position in hernia and other malpositions of organs. **T., Carotid**, a truss for compressing the carotid artery. **T., French**, a truss for inguinal hernia, in which pressure is exerted by an elastic, steel spring that supports the pad. **T., Hainsby's**, a truss for approximating the edges of a wound; it is used in the operation for harelip. **T., Suspensory**, a suspensory bandage.
- Truxillic Acid** (*truks-il'-ik*) [from *Truxillo*, the commercial source of coca],  $\text{C}_9\text{H}_8\text{O}_9$ . An acid obtained from cocain, and known in three isomeric forms,  $\alpha$ -truxillic,  $\beta$ -truxillic, and  $\gamma$ -truxillic acid.
- Truxillin** (*truks-il'-in*). Synonym of *Cocamin*.
- Tryma** (*tri'-mah*) [*τρίμμα*, a hole: *pl.*, *Trymata*]. In biology, a drupe-like fruit, which is commonly two-celled and has a bony nucleus and a thickish but fibrous epicarp. Example: a hickory-nut.
- Trypanon** (*trip'-an-on*) [*τρύπαν*, to bore]. A trephine.
- Trypesis** (*trip'-sis*) [*τρύπαν*, to bore]. The operation of trephining.
- Trypsin** (*trip'-sin*) [*τρίψις*, a rubbing]. The proteolytic enzyme of pancreatic juice. Its powers are manifested in an alkaline medium, converting proteids into peptones. Traces of trypsin have been stated to be found in urine, but this is doubtful. It is recommended for spraying the throat in membranous or diphtheric croup. Thirty grains are dissolved in one ounce of water and 10 grains of sodium bicarbonate added, and the mixture applied by means of a brush or as a spray. Unof.
- Trypsinogen** (*trip'-sin'-o-jen*) [*τρίψις*, a rubbing; *γεν-ε-ν*, to produce]. A catalastatic granular substance found in pancreatic cells; by a slight chemic change it becomes trypsin, and is cast out of the cell; the zymogen from which trypsin is formed.
- Tryptic** (*trip'-tik*) [*τρίψις*, a rubbing]. Pertaining to trypsin.
- Tryptone** (*trip'-tōn*) [*τρίψις*, a rubbing]. Any pancreatic peptone.
- Tryptonemia** (*trip-to-ne'-me-ah*). See *Peptonemia*.
- Tryptophan** (*trip'-to-fan*). See *Proteinchromogen*.
- Tsetse** (*tset'-se*) [S. African]. *Glossina morsitans*; a dipterous insect of South Africa, whose bite is highly dangerous to horses and cattle, though not to man. See *Parasites (Animal)*, *Table of*.
- Tsin** (*tsin*). Synonym of *Arrack*.
- Tuba** (*tu'-bah*) [L., a tube]. A Eustachian or Fallopian tube.
- Tubage** (*tu'-bāj*) [*tuba*, a tube]. The introduction of a tube or catheter. **T. of the Glottis**. See *Intubation*.
- Tubal** (*tu'-bal*) [*tubus*, a pipe]. Pertaining to an oviduct. **T. Abortion**, of Bland-Sutton, internal rupture of the ovum in extra-uterine gestation, with a pouring out of blood through the fimbriated extremity of the tube into the abdominal cavity. **T. Mole**, a tubal ovum that has been destroyed by hemorrhage. It is at first spheric, but after attaining the dimensions of a walnut becomes ovoid. In the majority of cases the amniotic cavity occupies an excentric position, hence rupture easily occurs, and the embryo is lost. **T. Pregnancy**, pregnancy in one or the other Fallopian tube.
- Tubarium** (*tu-ba'-re-um*) [*tubus*, pipe, tube: *pl.*, *Tubaria*]. The tube formed and inhabited by a polyite.
- Tubate** (*tu'-bāt*) [*tuba*, tube]. Tubiform; provided with a tube.
- Tube** (*tūb*) [*tubus*, or *tuba*, a tube]. Any pipe-like structure in the body, especially the oviduct or Fallopian tube. Also, a hollow, cylindric, surgical appliance, made variously of rubber, glass, bone, silver, etc. **T., Absorption**, a glass tube used in Bunsen's method of volumetric analysis of gases; it is graduated and closed at one extremity, and collects gas and conducts it to the eudiometer. **T., Air**, a bronchial tube; *e. g.*, the larynx, trachea, bronchi, and bronchial tubes. **T., Auscultation**, a tube for testing the acuteness of hearing. It has three branches, two of which are placed in the patient's ears, the third in the ear of the auscultator; the sound of a vibrating tuning-fork placed in contact with the top of the patient's head will then be transmitted to the observer from the patient's ears. **T. of Bellini**, the large excretory ducts of the uriniferous tubules formed by the frequent union of canals of smaller size. **T., Bellocq's**, an instrument used for plugging the posterior nares in nasal hemorrhage. **T., Binocular**, the tube of a binocular microscope. **T.-breather**, an animal breathing through tubes. **T., Bronchial**. See *Bronchia*. **T., Calcigerous**. See *Dental Canals*. **T.-casts**, *urinary casts*; casts of the renal tubules, and indicative of kidney-disease. They vary in size, shape, and appearance. Their length ranges up to  $200\mu$  or more; their diameter from  $4\mu$  to  $40\mu$ . They are usually straight, but may be curved, twisted, convoluted, or branched. *T.-c., Blood*, those composed of coagulated blood with corpuscles embedded. They show that the hematuria originates in the secreting structure of the kidney. *T.-c., Epithelial*, those composed of plastic matter with cells embedded, and denoting desquamative inflammation. *T.-c., Fatty*, those containing free fat-globules in the coagulated matter, indicating fatty degeneration in a chronic nephritis. *T.-c., Granular*, those containing finely divided, granular débris, either in scattered masses or completely filling the casts. They are usually found in cases of contracted kidney. *T.-c., Hyaline*, transparent, soft, delicate casts, also called *Mucous Casts*. *T.-c., Mucous*. See *T.-c., Hyaline*. *T.-c., Pus*, those that contain degenerated leukocytes; indicative of involvement of the interstitial kidney-substance. *T.-c., Seminal*, molds of the seminal tubules found in the urine, and recognized by the presence of spermatozooids. *T.-c., Waxy*, those that give the amyloid reaction; they are large and yellowish in appearance, and are indicative of serious nephritis. **T., Chausssier's** (*for insufflation*),



a metallic tube trumpet-shaped at one extremity and curved at the other to facilitate its introduction into the larynx, and provided with a perforated collar to which suitable material is attached for the purpose of closing the aperture of the larynx. **T., Collecting.** See *Tubule*. **T., Communicating.** See *Tubulus*, *Communicating*. **T.-culture.** See *Culture*. **T., Dental.** See *Canal*, *Dental*. **T., Depaul's** (for insufflation), an instrument similar to Chaussier's. **T., Drainage**, a hollow tube of glass, rubber, or other material to be inserted into a wound or cavity to allow of the escape of fluids. **T., Draw**, the tube which slides within the tube of a microscope. **Ts., Egg.** See *Ts.*, *Ovarian*. **T., Emmett's Fistula**, a trumpet-shaped tube for draining a fistula. **T., Enterotomy**, an instrument used in establishing an artificial anus, to prevent protrusion of the gut. **T., Esbach's**, Esbach's albumimeter; a graduated glass cylinder for estimating the percentage of albumin in urine. **T., Esmarch's Elastic**, an elastic tube furnished with a hook and chain, and used to render a limb bloodless. **T., Esophageal**, a soft, flexible tube used for lavage and gavage. **T., Eustachian**, the canal extending obliquely from behind the soft palate to the tympanum. It is partly osseous and partly cartilaginous, lined by mucosa, about 36 mm. long and 2 mm. wide. **T., Fallopian.** See *Oviduct*. **Ts. of Ferrein**, a prolongation of the striæ of the Malpighian pyramids into the cortex of the kidney. They are also known as *Medullary rays*. **T., Geissler's**, an instrument for showing the striæ which are produced by an electric discharge in a highly rarefied medium. **T., Germ**, a tube formed in the germination of a spore by distention of the endospore. **T., Hearing**, a tube consisting of a spiral wire encased in leather and covered with close-textured silk or woollen tissue, with an oval ear-piece and a cup-shaped mouth-piece. It is for the use of persons whose hearing is impaired. **T., Henle's Looped.** See *Tubulus*. **T., Intestinal**, the intestinal canal. **T., Kobelt's**, in the paroöphoron, the remains of tubules in the Wolffian bodies. **Ts., Leiter's.** See *Leiter's Tubes*. **T.-length**, the length of the tube of the microscope at which corrections must be made for the formation of the image at a definite distance. This distance is set arbitrarily by most makers, hence the lack of uniformity. **Ts., Lieberkühn's.** See *Crypt*. **T., Lithotomy**, an instrument used in operations for calculi. **Ts., Lobular Bronchial**, the bronchioles. **T., Loop.** See *Tubulus*. **T., Medullary**, the neural canal in the embryo. **T., Microscopic**, the metallic cylinder that contains the draw-tube of a microscope. **Ts., Miescher's.** See *Sarcocystis miescheri* under *Parasites (Animal)*, *Table of*. **T., Milk**, one of the lactiferous ducts. **T., Muscle.** See *Muscle-fiber*. **T., Nerve**, a primitive nerve-fibril. **T., Neural.** See *T.*, *Medullary*. **T., O'Beirne's**, a tube of rubber for irrigating the colon. **T., Otopharyngeal.** See *T.*, *Eustachian*. **Ts., Ovarian**, ova-chains; germinal epithelium in a developing ovary. **Ts., Peptic**, the gastric glands. **Ts., Perforating**, uncalcified perforating tubules, or Sharpey's fibers in bone. **T., Perineal.** See *T.*, *Lithotomy*. **Ts., Pflüger's.** See *T.*, *Ovarian*. **Ts., Pflüger's Salivary**, ducts of the acini of salivary glands. **T., Pituitary.** See *Hypophysis cerebri*. **Ts., Pulp**, tubular masses of the tissue proper of an organ, as of the spleen. **T., Receiving** (of the kidney). See *Tubulus*, *Straight Collecting*. **T., Rectal**, a flexible, rubber tube for introduction into the rectum. **Ts., Respiratory Bronchial.** See *Bronchioles*. **T., Ribemont's Laryngeal**, a tube used for insufflation in asphyxia neonatorum. **T., Safety**, a small extent of the ectal

portion of the Eustachian tube which is slightly open and permits equalization of pressure in the tympanum from the pharynx, and also allows a recoil of air from the tympanum when the tympanic membrane is suddenly driven in, as in explosions. **Ts., Seminal**, the tubes constituting the lobules of the testis. See *Cells*, *Seminal*. **T., Speaking.** See *T.*, *Hearing*. **T., Spray**, an apparatus consisting of two tubes so adjusted that a current of air or steam through one will cause a spray to issue from the other. **T., Stomach.** See *T.*, *Esophageal*. **T., Straight.** See *Tubules*, *Straight Collecting*. **T., Toynbee's Conic Metal**, a tube used for washing out the mastoid cells and the tympanum. **T., Tracheal**, a tracheal cannula. **Ts., Uriniferous**, **Ts., Uriniparous.** See *Tubulus*. **T., Uterine**, a tube used for injecting the uterus. **T., Voltolini's**, a small tube used to keep open an incision in the tympanic membrane.

**Tuber** (*tu'-ber*) [*tuber*, a bump, swelling: *pl.*, *Tubera*]. In biology, a thickened portion of an underground stem. **T. anatomica**, a protuberance, tumor, or swelling. **T. annulare.** See *Pons varolii*. **T. anterior.** See *T. cinereum*. **T. brumale.** See *T. cibarium*. **T. calcanei**, the tuberosity of the calcaneum. **Tubera candicantia.** See *Corpora mammillaria*. **T. cinereum**, a tract of gray matter extending from the optic chiasma to the corpora mammillaria, and forming part of the floor of the third ventricle. **T. corporis callosi**, the splenium. **T. eustachii**, a slight protuberance below the fenestra ovalis on the inner wall of the tympanic cavity. **T. frontale**, the frontal eminence. **Tubera geniculata**, the internal and external geniculate bodies. **T. gutturosum.** See *Gutter*. **T. ischii**, the tuberosity of the ischium. **T. maxillæ**, the tuberosity of the superior maxilla. **T. omentale hepatis**, a prominence on the left lobe of the liver, corresponding to the lesser curvature of the stomach. **T. omentale pancreatis**, a prominence of the middle part of the pancreas, corresponding to the lesser omentum. **T. parietale**, the parietal eminence. **T. supracondyloideum**, an eminence opposite the distal end of the internal border of the linea aspera of the fibula. **T. supraorbitale**, the superciliary ridge. **T. syphiliticum.** See *Syphiloma*. **T. tympani.** See *T. eustachii*. **T. valvulæ (cerebelli)**, a small prominence of the cerebellum on its inferior vermiform process at its anterior extremity in front of the uvula. **T. verucosum**, a callosity often found on the great toe at the metatarso-phalangeal joint. **T. zygomaticum**, a prominence of the zygoma on its lower border near the union of the superior maxilla and the zygomatic process.

**Tubercle** (*tu'-bur-cl'*) [*tuberculum*, a tubercle]. 1. In anatomy, a rounded prominence on a bone or other part; also, the rounded end of a bone. 2. In dermatology, a small protuberance in the corium or subcutaneous tissue, produced by a morbid deposit. 3. In pathology, a small, hard, granular body,  $\frac{1}{10}$  mm. to 2 mm. in diameter, yellowish at the center and bounded by a reddish, vascular zone. 4. In biology, applied specifically to the enlargements found on the roots of leguminous plants; first described by Dalechamps in *Ornithopodium tuberosum* (1587) and since by Woronin, Beyerinck, Prazmowski, Frank, Schlösing Jr., Laurent, Sachmann, Körnicke, etc. **T., Adductor** (of the femur), a slight protuberance at the lower end of the internal supracondylar line of the femur, giving attachment to the tendon of the adductor magnus. **T., Amygdaloid**, a prominence on the roof of the descending cornu of the lateral ventricle. **T., Anatomic**, a wart-like tuberculous growth sometimes appearing

on the hands of dissectors. It is also called *necrogenic verruca*. **Ts., Anterior Pair of**, the anterior pair of the corpora quadrigemina. **T., Anterior (of a vertebra)**, a tubercle at the anterior part of the extremity of the transverse process of certain vertebrae. **T., Anterior (of the atlas)**, a protuberance upon the ventral arch of the atlas at the meson. **T., Anterior (of the calcaneum)**, a prominence on the anterior inferior surface of the os calcis. **T., Anterior (of the optic thalamus)**, a rounded prominence of the thalamus at its anterior extremity. **T., Anterior (of the vagina)**, a rough eminence at the upper part of the vaginal orifice, behind the meatus urinarius. **T., Black**, a synonym of *Melanosis*. **T. of the Calcaneum**, a tubercle on the external surface of the os calcis. **T., Carotid**, a prominence of the sixth cervical vertebra on the anterior part of its transverse process. **T., Conoid**, a broad projection of the clavicle on its posterior border at the union of its middle and outer thirds, to which is attached the conoid ligament. **T. of the Cuboid**, a tubercle on the plantar surface of the cuboid bone, also called the tuberosity



DIAGRAM OF THE MINUTE STRUCTURE OF TUBERCLE.

of the cuboid. **T., Cuneate**, of Schwalbe, a prominence on the cuneate fasciculus. **T., Cuneiform**. See *T., Painful*. **T., Deltoid**, a projection on the anterior border of the clavicle, giving origin to a part of the deltoideus. **T., External**, the outermost of the three tubercles on the transverse process of some of the dorsal vertebrae. **T., External Supracondyloid**, the projection at the lower end of the femur on the outer portion of its posterior surface, giving rise to the plantaris muscle. **T. of the Femur**, a tubercle on the neck of the femur, on the anterior surface near its junction with the trochanter major. **T., Fibrous**, a tubercle which has been modified by the formation of connective tissue within its structure. **Ts., Genial**, double pairs of tubercles on each side of the middle line on the inner surface of the lower maxilla. **T., Genital**, the rudimentary penis or clitoris in the uro-genital region of the embryo in front of the cloaca. **T., Gray**. See *T., Miliary*. **T., Gray, of Rolando**, a prominence between the prolongation of Burdach's column and the postero-lateral groove. **T., Greater (of the humerus)**, the greater tuberosity. **T., Hyaline**, a miliary tubercle the reticulum of which has undergone hyaline degeneration. **T., Inferior**, the lowest of the three tubercles at the extremity of some of the dorsal vertebrae. **T., Inferior Obturator**, a projection on the pubic margin of the obturator foramen. **T., Infraglenoid**, a prominence from which arises the long head of the

triceps, below the glenoid cavity of the scapula. **T., Internal**, the innermost of the three tubercles at the extremity of some of the dorsal vertebrae. **T., Internal Supracondyloid**, a prominence from which arises the internal head of the gastrocnemius, on the posterior and inner surface of the lower end of the femur. **T., Intravascular**, a prominence on the intima of a blood-vessel. **T., Jugular**, a ridge near the outer wall of the anterior condyloid foramen on the inner surface of the occipital bone. **T., Lacrymal**, the small papillary prominence at the margin of the eyelid, and in the center of which is the punctum lacrymalia. **Ts., Leprous**, the tubercles found in tubercular leprosy. **T., Lesser (of the humerus)**, the lesser tuberosity. **T. of Lower**, a small eminence on the wall of the right auricle, between the orifices of the pre-cava and inferior post-cava. **T., Lymphoid**. See under *Tuberculosis*. **T., Mammillary**. See *Corpora mammillaria*. **T., Miliary**, a small, globular tubercle in the stroma of an organ, showing microscopically giant-cells in the center, next smaller cells, and round cells like leukocytes at the periphery. **Ts. of Montgomery**, the prominences on the surface of the areola of the nipple; they are formed by the sebaceous glands. **T., Mucous**. See *Mucous Patch*. **T., Nuchal**, the spinous process of the seventh cervical vertebra. **T., Olfactory**. See *Bulb, Olfactory*. **T., Painful**, a painful tubercle in the subcutaneous tissue in the region of the joints; the nature of the affection is uncertain. **T., Papillary (of the liver)**, a projection of the lobulus spigelii into the transverse fissure. **Ts., Pearly**, miliary; small, whitish, non-inflammatory elevations situated in the upper part of the corium. **T., Pharyngeal**, the pharyngeal spine. **Ts., Pisiform**, the corpora mammillaria. **T., Plantar**, a tubercle on the first metatarsal bone; it gives attachment to the tendon of the peroneus longus. **Ts., Posterior Pair of**, the posterior tubercles of the corpora quadrigemina. **T., Posterior (of a vertebra)**, a tubercle at the posterior end of the lumbar and several of the thoracic vertebrae. **T., Posterior (of the atlas)**, a tubercle on the dorsal arch of the atlas; it is situated in the median line on the external surface. Sometimes it is replaced by a depression with an elevated rim. **T., Posterior (of the optic thalamus)**, a tubercle on the ventricular surface of the thalamus, toward the posterior end. **T., Pterygoid**, a tubercle on the inner surface of the inferior maxilla; it gives attachment to the internal pterygoid muscle. **T., Quadrigeminal**. See *T., Posterior Pair of*. **T. of the Radius**, the bicipital tuberosity of the radius. **T., Retrograde**, a tubercle that has undergone calcification. **T. of a Rib**, a tubercle on a rib, articulating with the transverse process of a vertebra. **Ts. of Rolando**, rounded masses close under the surface of the lateral columns of the oblongata, formed by the enlarged dorsal horns of the gray matter. **T. of Santorini**, a small eminence on the mucous surface of the larynx, due to the cartilage of Santorini. **T., Scalene**, a tubercle on the first rib; it gives attachment to the anterior scalene muscle. **T. of the Scaphoid Bone**, a projection on the outer surface of the bone which gives attachment to the annular ligament. **T., Secondary**, a tubercle that sometimes follows the breaking down of a caseous mass, as in catarrhal pneumonia. **T., Superior Obturator**, a tubercle on the margin of the obturator foramen. **T., Supraglenoid**, a tubercle above the glenoid fossa of the scapula; it gives attachment to the long head of the biceps. **T. of the Thyroid Cartilage**, a tubercle on the outer surface of the ala of the thyroid cartilage, at the posterior end of the upper margin. **T. of the Tibia**, the tuberosity on the anterior surface of



the tibia. **T. of the Ulna**, a prominence at the base of the coronoid process which gives attachment to the brachialis anticus. **T. of the Zygoma**, a tubercle at the junction of the anterior root with the zygoma; it gives attachment to the external lateral ligament of the lower jaw.

**Tubercular** (*tu-bur'-ku-lar*) [*tuberculum*, a tubercle]. Presenting the physical appearance of a tubercle.

**Tuberculate, Tubercled** (*tu-bur'-ku-lāt*, *tu'-bur-kīd*) [*tuberculum*, a tubercle]. Warty; bearing tubercles.

**Tuberculated** (*tu-bur'-ku-la-ted*) [*tuberculum*, a tubercle]. Furnished with tubercles; tuberculous.

**Tuberculation** (*tu-bur'-ku-la'-shun*) [*tuberculum*, a tubercle]. The formation, development, or arrangement of tubercles; the process of affecting a part with tubercles.

**Tubercule** (*tū'-bur-kūl*) [*tuberculum*, a tubercle]. A tubercle.

**Tuberculiform** (*tu-bur'-ku-lif-orm*) [*tuberculum*, tubercle; *forma*, form]. Shaped like a tubercle.

**Tuberculin** (*tu-bur'-ku-lin*) [*tuberculum*, a tubercle]. *Koch's Lymph*; *Paratoid*; a glycerin-extract of cultures of the bacillus of tuberculosis. It is a brownish, neutral, albuminoid liquid, soluble in water, and consists probably of ptomains of the tubercle-bacilli. Dose hypodermatically  $\mathfrak{M}$  1½ of a 1 per cent. solution. It is to be used therapeutically only with great care. It is extremely valuable in the diagnosis of tuberculosis in cattle. Unof. Klebs and Hunter have endeavored to eliminate from tuberculin its dangerous elements. Hunter has prepared certain modifications of which he has named the two principal, respectively **B**, and **CB**. Trudeau has concluded that **Modification CB** contains much less of the remedial element than tuberculin, and is quite as dangerous, while **Modification B** is as efficacious as tuberculin, and free from some of its dangers. See also *Tuberculinidin*.

**Tuberculinized** (*tu-bur'-ku-lin-īz-d*) [*tuberculum*, tubercle]. Submitted to the action of tuberculin.

**Tuberculinose** (*tu-bur'-ku-lin-ōz*) [*tuberculum*, tubercle]. A term applied to some of the modifications of tuberculin. See also *Tuberculin*.

**Tuberculitis** (*tu-bur'-ku-lī'-tis*) [*tuberculum*, tubercle; *itis*, inflammation]. The inflammation in the tissues surrounding a tuberculous node.

**Tuberculization** (*tu-bur'-ku-liz-a'-shun*) [*tuberculum*, tubercle]. 1. The formation of tubercles, or the condition of being charged with tubercles. 2. Treatment with tuberculin.

**Tuberculinidin** (*tu-bur'-ku-lo'-sid-in*) [*tuberculum*, tubercle; *cedere*, to kill]. *Alexin*; a precipitate obtained by Klebs from Koch's tuberculin by precipitating the noxious substances with platinum chlorid, the albumoses remaining in solution. See also *Tuberculin*.

**Tuberculoid** (*tu-bur'-ku-loīd*) [*tuberculum*, tubercle; *eidōs*, like]. Resembling tubercle.

**Tuberculose** (*tu-bur'-ku-lōz*). See *Tuberculate*.

**Tuberculosis** (*tu-bur'-ku-lo'-sis*) [*tuberculum*, a tubercle]. An infectious disease due to the introduction into the system of the bacillus tuberculosis, discovered by Koch in 1882. It has a very wide-spread, almost a universal, distribution, and it is estimated that fully one-seventh of all mankind die of it. The bacillus, the essential etiologic factor, gains entrance into the body with the inspired air, with the food, and by direct inoculation. The commonest mode of introduction is by inhalation; in consequence, the respiratory tract is the most frequent seat of tuberculosis. The bacilli become disseminated in the air chiefly through the agency of the sputum of persons afflicted with pulmonary tuberculosis. The sputum of such individuals contains countless bacilli, which are held in

it as long as it is moist, but are scattered through the air when the sputum becomes dry and pulverulent. When tuberculosis is acquired through the food, an occurrence not rare in childhood, it localizes itself primarily in the intestinal tract. The food which most often conveys the disease is milk from tuberculous animals, more rarely tuberculous meat. Direct inoculation does not play an important rôle in the causation of the disease. The status of heredity as a factor in the propagation of tuberculosis is not yet fully settled. Isolated instances of apparently hereditary transmission, both in man and in animals, are recorded, and demonstrate that the disease *may be* inherited; but in the majority of cases the acquisition of tuberculosis is post-natal. There is, however, a manifest tendency of the disease to attack the offspring of tuberculous parents, which, as it is not the result of hereditary transmission, must indicate the existence of a predisposition or susceptibility which is transmitted from parent to child. The lesion produced by the growth of the bacillus of tuberculosis is known as the **tubercle** (miliary or gray tubercle or nodule). This is a small, grayish, translucent nodule, from  $\frac{1}{16}$  to 2 mm. in diameter, firmly imbedded in the surrounding tissues. By the coalescence of neighboring tubercles larger masses, the so-called **tuberculous infiltrations**, are produced. Histologically a typical tubercle consists of three groups of cells, the epithelioid, the giant-cells, and the round or lymphoid cells. The first are oval in shape, have a vesicular nucleus, and are the result of the proliferation of the fixed connective tissue and endothelial cells; perhaps, also, of epithelial cells. The formation of the oval cells is the first effect produced by the tubercle-bacillus. The giant-cell is a large multinuclear mass, usually situated in the center of the tubercle. It may be the product of repeated nuclear multiplication in a single cell, without division of the cell-protoplasm, or the result of the coalescence of several adjacent cells. The round cells are leukocytes that have emigrated from the blood-vessels, and they may be so numerous as to conceal the other cells (**lymphoid tubercle**). The bacilli are found in the giant-cells, between and in the epithelioid cells, and, in later stages, in the round cells. New blood-vessels are not formed in the tubercle. The tendency of the tuberculous formation is to undergo a peculiar form of coagulation, known as **cheesy necrosis**. This gives rise to a structureless, yellowish-white mass, which microscopically shows an almost total absence of nuclei in the central area, while at the periphery nuclei, both normal and in various stages of degeneration, are found. The necrotic tissue does not as a rule take any stain. For this degeneration two factors are responsible: the absence of blood-vessels and the action of peculiar poisons elaborated by the bacillus. The breaking down of tuberculous areas in the interior of organs gives rise to *cavities*, which may be seen in muscles, bones, brain, lymphatic glands, and elsewhere, but are most pronounced in the lungs, where they may attain a very large size. On surfaces—skin and mucous membranes—tuberculosis often leads to the formation of *ulcers*, which are characterized by an irregular, eroded appearance and by the presence of tubercles. Tuberculous areas occasionally become secondarily infected with pyogenic or saprophytic organisms. The tubercle-bacillus itself is capable of producing pus, but the majority of the so-called tuberculous cold abscesses are merely collections of fatty and disintegrated cells and tissue-detritus. Tuberculosis is primarily a local disease—extension takes place by continuity and contiguity, along the lymph-channels, along the respiratory and intestinal

tracts, and through the blood. It is usually possible in secondary tuberculosis to demonstrate the original focus, but in the case of tuberculous lymphatic glands the source of infection is not always discoverable. This has been explained by assuming that infection may take place *in utero* and the bacilli lie dormant in the lymphatic glands for varying periods after birth (**latent tuberculosis**). The possibility has also been suggested that the bacilli may penetrate a mucous membrane, be carried to the nearest lymphatic gland, and unfold their activity there. In the human subject tuberculosis appears under various forms, presenting clinical differences, but identical from the pathologic standpoint. Since the discovery of the tubercle-bacillus such diseases as scrofula, lupus vulgaris, Pott's disease, many forms of chronic joint-disease, and the anatomic tubercle have been proved to be tuberculous in nature. The most frequent seats of tuberculosis are the lung, the intestinal tract, the lymphatic glands, the serous membranes, the bones, the skin, the testicle, the epididymis, the brain, the Fallopian tubes, the uterus, the spleen. Tuberculosis is very frequent in the lower animals, attacking especially the domestic herbivora and fowls and wild animals kept in captivity. In cattle the lesions take the form of nodes and conglomerates, which, on serous membranes, may be pedunculated (**pearl-disease**). Histologically there is in bovine tuberculosis a greater tendency to the formation of fibrous tissue than in the human form. The symptoms of tuberculosis vary with the localization of the disease. A few general phenomena are common to nearly all forms, viz.: emaciation, loss of strength, anemia, fever, and sweats. Amyloid degeneration may occur in various organs in cases of the disease associated with prolonged suppuration. In the diagnosis of tuberculosis the demonstration of the presence of the bacillus is of the highest importance. **T., Acute Miliary**, an acute, febrile disease, characterized by the formation of minute tubercles in great numbers in various parts of the body. It is due to the discharge into the circulatory stream of the constituent elements of some tuberculous focus, scattering the bacilli throughout the system. Three forms are usually described: 1. A general or typhoid form. 2. One with marked pulmonary symptoms. 3. One in which cerebral symptoms predominate. **T., Anatomic**. See *Tubercle, Anatomic*. **T., Avian**, tuberculosis affecting birds. **T., Bovine**, tuberculosis as it occurs in cattle; pearl-disease. See *Tuberculosis*. **T., Cerebral**: 1. Tuberculous meningitis. 2. Tuberculosis of the brain itself. **T. cutis**, tuberculosis of the skin; lupus vulgaris is the most common form. **T., General Miliary**. See *T., Acute Miliary*. **T., Hematogenous (of the lung)**, this may be a miliary tuberculosis, affecting both lungs or a greater portion of one only, or it may be a localized tuberculosis, characterized by the appearance of tubercles in a limited area of the lung. **T., Inoculated**, tuberculosis caused by direct inoculation of tuberculous material. **T., Intestinal**, tuberculosis affecting the intestinal tract. **T., Laryngeal**, tuberculosis of the larynx. It is usually secondary to tuberculosis of the lungs, but in rare cases appears to be primary. **T., Latent**. See under *Tuberculosis*. **T., Meningeal**, tuberculosis of the cerebral or spinal meninges. The tubercles are scattered along the course of the blood-vessels. **T., Miliary**, tuberculosis characterized by the deposit of miliary tubercles in the viscera. **T., Parasitic**, tubercular growths produced by parasitic nematodes. **T., Pseudo**, a disease producing lesions similar to those of tuberculosis, but due to a pleomorphic organism, the *Cladothrix asteroides* (*Eppinger*). **T.,**

**Pulmonary**, tuberculosis of the lungs. **T., Renal**, tuberculosis of the kidney. **T., Surgical**, tuberculosis of parts amenable to surgical treatment. **T., Urogenital**, tuberculosis, apparently primary, of the genito-urinary tract. **T. verrucosa cutis**. See *Verruca necrogenica*. **T. zoögleïca**, also known as pseudo-tuberculosis. A disease of guinea-pigs, rabbits, lambs, and horses, which is characterized by cheesy nodules. The cause is a pleomorphic bacillus forming zoöglea masses. **Tuberculous** (*tu-bur'-ku-lus*) [*tuberculum*, tubercle]. Affected with, or pertaining to, a tubercle. Caused by the bacillus tuberculosis. **T. Disease of the Foot**. See *Foot, Fungus*. **Tuberculum** (*tu-bur'-ku-lum*) [L.]. See *Tubercle*. **T. sebaceum**. See *Milium*. **Tuberculus** (*tu-bur'-ku-lus*) [*tuberculum*, tubercle]. In entomology, a supplementary eye. **Tuberiferous** (*tu-ber-îf'-er-us*) [*tuber*, a tuber; *ferre*, to bear]. Producing tubers. **Tuberiform** (*tu'-ber-îf'-orm*) [*tuber*, tuber; *forma*, form]. Tuber-shaped. **Tuberoid** (*tu'-ber-oid*) [*tuber*, a swelling; *εἶδος*, like]. Resembling a tuber. **Tuberoise** (*tu'-ber-ôz*). See *Tuberous*. **Tuberosity** (*tu-ber-os'-it-e*) [*tuber*, a swelling]. In anatomy, any protuberance of a bone or process. **T., Greater (of the humerus)**, a rough projection on the outer side of the head of the humerus. **T. of the Ischium**, a thick, downward projection of the ischium, on which the body rests when in a sitting posture. **T., Lesser (of the humerus)**, a small tuberosity in front of the head and on the inner side of the bicipital groove of the humerus. **T., Maxillary**, a rounded eminence at the lower part of the zygomatic surface of the superior maxillary bone, especially prominent after the growth of the wisdom-teeth. **Ts. of the Os calcis**, two prominences, an external and an internal, on the posterior inferior aspect of the os calcis. **T. of the Palate Bone**, a pyramidal process at the lower part of the posterior border of the external surface of the palate bone. **T. of the Radius**, a rough eminence at the inner and anterior aspect of the bone just beneath the neck. **Tuberous** (*tu'-ber-us*) [*tuberosus*, like a tuber]. Characterized by the presence of tuberosities, as *e. g.*, a tuberosus angioma. **Tubicolous** (*tu-bik'-o-lus*) [*tuba*, tube; *colere*, to inhabit]. In biology, inhabiting a tube. **Tubifacient** (*tu-be-fa'-shent*) [*tuba*, a tube; *facere*, to make]. In biology, tube-forming, as certain polyps and worms. **Tuberiferous** (*tu-bîf'-er-us*) [*tuba*, a tube; *ferre*, to bear]. Bearing or having tubers. **Tubiflorous** (*tu-be-flo'-rus*) [*tuba*, tube; *flos*, flower]. In biology, having tubular flowers. **Tubiform** (*tu'-be-form*) [*tuba*, a tube; *forma*, form]. Trumpet-shaped; also, *tubeform*. **Tubilingual** (*tu-be-ling'-gwal*) [*tuba*, tube; *lingua*, tongue]. In biology, having a tubular tongue. **Tubinarial** (*tu-be-na'-re-al*) [*tuba*, tube; *nares*, nose]. Having tubular nares. **Tubiparous** (*tu-bîp'-ar-us*) [*tuba*, tube; *parere*, to produce]. Producing tubers or tubules. **Tubo-abdominal** (*tu-bo-ab-dom'-in-al*) [*tuba*, a tube; *abdomen*, abdomen]. Pertaining to an oviduct and to the abdomen. **T. Pregnancy**, one that begins in the tube, but that finally becomes abdominal. **Tubo-ovarian** (*tu-bo-o-va'-re-an*) [*tuba*, a tube; *ovarius*, an ovary]. Pertaining conjointly to the Fallopian tubes and the ovaries. **T. Pregnancy**, an extra-uterine pregnancy in which the ovum develops between the fimbriae of the oviduct and the ovary.



**Tubo-uterine** [*tuba*, tube; *uterus*, uterus]. Pertaining to the oviduct and the uterus. **T. Pregnancy**, a form of tubal pregnancy in which the ovule develops in the uterine wall, a portion of the sac often projecting into the uterus, and having on the outer side the round ligament and the greater portion of the tube. Also known as interstitial pregnancy.

**Tubular** (*tu'-bu-lar*) [*tubulus*, a small tube]. 1. Pertaining to or having the form of a tubulus. 2. Applied to a sound heard on auscultating the chest, and resembling a current of air passing through a tube. 3. Nearly cylindric and hollow, like a tube, as a tubular corolla or calyx. **T. Adenoma**, an adenoma after the type of tubular glands. **T. Breathing**. Synonym of *Breathing*, *Bronchial*. **T. Epithelioma**, a carcinoma found in the salivary glands composed of irregular cells, the cell-masses extending in tubes or cylindric plugs in various directions. Pearly bodies are also present. **T. Gland**, a secreting gland tube-like or cylindric in shape. There are three varieties—the simple, the compound, and the modified or coiled tubular gland. In a special sense the term tubular glands is used to designate the enteric glands or follicles of Lieberkühn. **T. Looseness**. Synonym of *Membranous Enteritis*. **T. Membrane**. See *Neurilemma*. **T. Pneumonia**. Synonym of *Pneumonia*, *Lobular*. **T. Râle**, one produced in a bronchial tube.

**Tubulate** (*tu'-bu-lât*) [*tubulus*, a small tube]. Formed like a tube.

**Tubule** (*tu'-bûl*) [*tubulus*, dim. of *tubus*, a tube]. A small tube. In anatomy, any minute, tube-shaped structure. See also *Tubulus*. **T. Communicating**, or **Junctional**, that part of a uriniferous tubule between the distal convoluted, and the straight collecting tubule. **T. Dental**, the tubular structure of the teeth. **T. of Ferrein**. See *Tube of Ferrein*.

**Tubulicolous** (*tu-bu-lik'-o-lus*) [*tubulus*, tubule; *colere*, to inhabit]. Inhabiting a tubule.

**Tubuliferous** (*tu-bu-lif'-er-us*) [*tubulus*, tubule; *ferre*, to bear]. Having tubules, or tube-like ovipositors.

**Tubuliflorus** (*tu-bu-lif'-lo-rus*) [*tubulus*, a little tube; *flor*, flower]. In biology, having the heads composed of tubular flowers.

**Tubuliform** (*tu'-bu-lif-orm*) [*tubulus*, tubule; *forma*, form]. Shaped like a tubule.

**Tubulose** (*tu'-bu-lôz*). Same as *Tubular*.

**Tubulus** (*tu'-bu-lus*) [*tubulus*, a small tube: *pl.*, *Tubuli*]. In biology: (a) a small, tube-like organ; a tubule; (b) the ovipositor of certain insects; (c) see *Cornu*, *Neck*. **T. lactiferi**, the excretory ducts of the mammæ, 15-20 in number. **T. seminiferi**, the tubular threads, arranged in fasciculi, which compose the substance of the testicle. They are lined with epithelium from which the spermatozooids develop and are about  $\frac{1}{200}$  inch in diameter. **T. uriniferi**, the urinary tubes of the kidneys. Beginning at the Malpighian capsules, each forms—1st, a constricted neck; 2d, a wide canal, called the *proximal*, or *first convoluted tubule*; 3d, a spiral tube, called the *spiral tubule of Schachowia*; 4th, the narrow, straight tube, called the *descending limb of Henle's loop*; 5th, the *ascending limb of Henle's loop*; 6th, the *irregular tubule*; 7th, the *distal or second convoluted tubule*; 8th, the *curved tubule*; 9th, the *straight collecting tubule* opening at the apex of a pyramid.

**Tubus** (*tu'-bus*) [L.: *pl.*, *Tubi*]. A tube. In biology, the basal portion of the labium of the bee. **T. proximus convoluted**. See under *Tubulus*.

**Tufnell's Bandage**. An immovable bandage stiffened with a paste of white of egg and flour. It is also called *egg-and-flour bandage*. **T.'s Diet or Treatment**. See *Diet*.

**Tuft** [ME., *tuft*, a tuft]. 1. A rete; a glomerulus. 2. A fascicle of flowers or leaves. **T.**, Malpighian. See *Malpighian Bodies*.

**Tulbaghia** (*tu'-bag'-e-ah*) [L.]. A genus of liliaceous plants, with the smell of garlic. The thick, fibrous roots of *T. alliacea* and *T. cepacea* are used in S. Africa in pulmonary tuberculosis and as a cure for worms. Unof.

**Tulip** (*tu'-lip*) [*tulipa*, tulip]. A common European flowering-plant, *Tulipa gesneriana* L. It is a sialogogue and cardiac poison. See *Tulipin*. Unof. **T.-tree**. See *Liriodendron*.

**Tulipin** (*tu'-lip-in*) [*tulipa*, tulip]. An alkaloidal principle from the common tulip. It is strongly sialogogue, acts on the heart like veratrin, and on the spinal cord like scillitin or colchicin. Dose  $\frac{1}{64}$ - $\frac{1}{20}$  of a grain, in granules, or pills. Unof.

**Tuliy's Powder**. See *Morphina*.

**Tulpus, Valve of**. The ileo-cecal valve.

**Tumefacient** (*tu-me-fa'-shent*) [*tumefacere*, to swell]. Swelling; swollen.

**Tumefaction** (*tu-me-fak'-shun*) [*tumere*, to swell; *facere*, to make]. A swelling or enlargement of a part arising from any cause.

**Tumenol** (*tu'-men-ol*) [*bitumen*; *oleum*, oil]. A sulphonated preparation of certain hydrocarbons. It may be used in three forms: 1. *Tumenol* itself, a dark-brown or brownish-black liquid; 2. *Tumenol sulphone*, an aromatic, syrupy liquid; 3. *Tumenol sulphonic acid*, a black powder, soluble in water. A 10 per cent. tincture is used in the itching dermatoses. Unof.

**Tumescence** (*tu-mes'-ens*) [*tumescere*, to swell]. The state of growing tumid; a swelling.

**Tumescent** (*tu-mes'-ent*) [*tumescere*, to become swollen]. Swelling or enlargement due to absorption of moisture.

**Tumid** (*tu'-mid*) [*tumere*, to swell]. Swollen.

**Tumidity** (*tu-mid'-it-e*) [*tumidus*, swollen]. The state of being swollen.

**Tumor** (*tu'-mor*) [*tumere*, to swell]. 1. Any enlargement or swelling of a part. 2. A new growth not the result of inflammation or hyperplasia. (See *Tumors*, *Table of*, p. 1558, etc.) A tumor is an *atypical* growth when it differs from the tissue in which it develops. True tumors are variously classified. The following classification is based, at least as regards classes A and B, on the blastodermic origin of the dominant tissue of the tumor. Many combinations occur—these are not given in the table, but will be found under their proper headings elsewhere.

#### A. MESODERMIC TUMORS.

	Round-cell.	{ Large. Small. Lympho-sarcoma.
	Spindle-cell.	{ Large. Small.
1. Sarcoma.	Giant-cell.	
	Melanotic.	
	Alveolar.	
	Endothelioma.	
	Angio-sarcoma.	
	Cylindroma.	
	Chloroma.	
	Psammoma.	
	Hard.	
	Soft.	
2. Fibroma.		
3. Myxoma.		
4. Lipoma.		
5. Chondroma.	{ Hyaline. Fibrous.	
6. Osteoma.	{ O. durum or O. eburneum. O. spongiosum or O. medullare.	
7. Hemangioma.	{ Telangiectatic. Cavernous.	
8. Lymphangioma.	{ Simple. Cystic.	
9. Myoma.	{ Leiomyoma. Rhabdomyoma.	

## B. ECTODERMIC AND ENTODERMIC TUMORS.

1. Glioma.
2. Neuroma.
 

{	N. myelinicum. N. amyelinicum.	{	Tubular. Racemose. Squamous. Cylindric. Glandular. C. simplex. C. papilliferum.
---	-----------------------------------	---	---
3. Epithelioma.
 

{	Adenoma. Carcinoma. Epithelial cystoma.	{	Tubular. Racemose. Squamous. Cylindric. Glandular. C. simplex. C. papilliferum.
---	---	---	---

## C. TERATOID TUMORS OR TERATOMATA.

1. Dermoid cysts.
2. Cholesteatoma.

**T. albus**, white swelling; tuberculous arthritis. **T., Adenoid**. Synonym of *Adenoma*. **T., Adipose**. Synonym of *Lipoma*. **T., Aneurysmal**. Synonym of *Aneurysm*. **T., Anthracoid**. Synonym of *T., Melanotic*. **T., Benign**, one which does not give a metastasis or recur after removal. **T., Blood**. Synonym of *Hematoma*. **T., Connective-tissue**, any tumor made up of connective tissue. The tumors of the connective-tissue class are sometimes termed *Parablastomata*. **T., Cystic**, a tumor containing cysts or cavities filled with fluid. Also a cyst forming a tumor. **T., Dermoid**, a dermoid cyst. **T., Desmoid**, a hard fibroma. **T., Erectile**, a tumor composed of blood-vessels, the filling of which causes the tumor to become swollen. **T., Fatty**, lipoma. **T., Fibro-calcareous**, a fibroma, the seat of calcareous infiltration. **T., Fibro-cellular**. Synonym of *Fibroma*. **Soft.** **T., Fibro-cystic**, a fibrous tumor containing cysts. **T., Fibro-fatty**, a fibro-lipoma. **T., Fibro-muscular**, a fibro-myoma. **T., Fibro-nucleated**. Synonym of *Sarcoma*. **Spindle-cell.** **T., Fibro-plastic**. Synonym of *Sarcoma*. **Spindle-cell.** **T., Fibrous**, a fibroma. **T., Fibro-vascular**, a telangiectatic fibroma. **T., Floating**, a tumor that changes its place in a cavity of the body, as the abdomen. **T., Follicular**, an atheroma. **T., Fungating**, a tumor proliferating actively on its surface; usually applied to cysts, the lining wall of which is proliferating. **T. gallicus**. Synonym of *Bubo*. **T., Gaseous**, a tumor containing gas. **T., Glandular**, an adenoma. **T., Gubler's**, a prominence on the back of the wrist occasionally seen in lead-palsy. **T., Gummatous**, **T., Gummous**, **T., Gummy**, a syphilitic gumma. **T., Hair**, **T., Hairy**, a dermoid cyst containing hair. **T., Heteradenic**, a hyaline cylindroma. **T., Heterochronic**, a tumor made up of tissue which is not normally found in the individual at the period of life at which the tumor occurs. **T., Heteroplastic**, a tumor differing from the tissue in which it grows. **T., Heterotopic**, a tumor growing in tissue differing from that of which it is composed. **T., Homeomorphous**. Synonym of *T., Homeoplastic*. **T., Homeoplastic**, a tumor resembling the tissue from which it grows. **T., Homologous**. Synonym of *T., Homeoplastic*. **T., Horny**, cornu cutaneum. **T., Infectious Granulation-**, a nodule or node, due to infection with a specific microorganism. **T., Infiltrating**, a tumor growing into the surrounding tissues. **T., Innocent**. Synonym of *T., Benign*. **T., Irritable (of the breast)**, this may be a painful adenoma or a painful subcutaneous tubercle. **T., Lacteal**, a galactoceles. **T., Lymph**, a lymphangioma. **T., Lymphadenoid**, a lymphadenoma. **T., Malignant**, one which gives metastasis or recurs, or does both, and eventually destroys life. **T., Melanic**, **T., Melanotic**, a tumor the seat of pigmentation by melanin. **T., Mesoblastic**, **T., Mesodermic**, a tumor developed from mesodermic tissue. **T., Molluscous**. Synonym of *Molluscum contagiosum*. **T., Movable**, a tumor which can be moved about. **T., Mucoïd**, **T., Mucous-tissue**, **T., Mucous**. Synonym of *Myxoma*.

**T., Muscular**. Synonym of *Myoma*. **T., Myelogenic**. Synonym of *Sarcoma*. **Giant-cell.** **T., Myeloid**, one containing giant-cells. **T., Myoid**. Synonym of *Leiomyoma*. **T., Nerve**. Synonym of *Neuroma*. **T., Osseous**. Synonym of *Osteoma*. **T., Osteoid**, one in which bony tissue is developing. **T., Papillary**. Synonym of *Papilloma*. **T., Pearl**, **T., Pearly**. Synonym of *Cholesteatoma*. **T., Pearly (of the iris)**, a small cystic tumor of the iris, containing a whitish, talloxy material. **T., Perineal**, the bulging of the perineum produced by the fetal head in childbirth. **T., Phantom**, an apparent abdominal tumor, due to flatus or contraction of a section of an abdominal muscle; seen in hysterical persons. **T., Pilocystic**, a dermoid cyst containing hair. **T., Recurrent**, one which returns after removal. **T., Recurrent Fibroid**, a spindle-cell sarcoma. **T., Scalp**. Synonym of *Caput succedaneum*. **T. of the Scalp**, **Cock's Peculiar**, a fungating growth of the sebaceous glands of the scalp. **T., Sebaceous**, a tumor of a sebaceous gland; an atheroma. **T., Serocystic**, a proliferation-cyst. **T., Splenic**, a term sometimes applied to an enlarged spleen. **T., Stercoral**, a tumor formed by impacted feces. **T., Teratoid**. Synonym of *Teratoma*. **T., Vascular**. Synonym of *Angioma*. **T., Villous**. Synonym of *Papilloma*. See *Tumors*, Table of, beginning on page 1558.

**Tumultus (tu-mul'-tus)** [L.]. Tumult. **T. sermonis**. See *Aphasia*.

**Tungsten (tung'-sten)** [Swed., "heavy stone"]. A metal, symbol W, at. wt. 183.5, having properties like those of uranium and molybdenum. Some of its compounds have been employed in medicine. They are now chiefly used as reagents. See *Elements*, Table of.

**Tunica (tu'-nik-ah)** [L., a cloak; *pl., Tunicae*]. An enveloping or covering membrane. **T. adventitia**. See *Artery*. **T. albuginea oculi**, a tendinous membrane of the sclerotic coat. **T. albuginea ovi**, the thin, compact, distinctly marked zone of connective tissue immediately under the epithelium of the cortex of the ovary. **T. albuginea testis**, the fibrous covering of the testis. **T. cellulosa**. See *T. submucosa*. **T. fibrosa**, the external layer of the connective-tissue envelop of the Graafian follicle. **T. fibrosa intestinalis**. See *T. submucosa*. **T. granulosa**, the layer of epithelial cells lining the follicle of the Graafian vesicle. **T. intima**. See *Artery*. **T. media**. See *Artery*, also *T. uvea*. **T. mucosa**, the mucous membrane of a part. **T. muscularis**, the muscular coat surrounding certain organs, as the intestine, the uterus, etc. **T. nervosa**. See *T. submucosa*. **T. propria**, one of the layers of the Graafian follicle. **T. reflexa**, the parietal portion of the tunica vaginalis. **T. ruyschiana**, a name given to the internal layer of the choroid coat of the eye, consisting of a plexus of capillary vessels. **T. serosa**, the serous coat of the small intestines. **T. submucosa**, the submucous areolar tissue of the small intestines and some other organs. **T. uvea**, the uveal tract of the eye, composed of the iris, ciliary body, and choroid. **T. vaginalis**, a name given to the serous covering of the testis, and also to the membranous sac (*capsule of Tenon*) enveloping the eye. **T. vasculosa**, the vascular layer of the testis, called also the pia mater of the testis. See *T. uvea*.

**Tunicate (tu'-nik-at)** [*tunica*, tunic]. In biology: 1. Having coverings or coats. A bulb like that of the onion is tunicated. 2. An *Ascidian*.

**Tunicin (tu'-nis-in)** [*tunica*, a coat]. *Animal cellulose*; a carbohydrate constituting the chief part of the mantle of *Tunicata* (*Ascidians*). It is soluble in



- Schweitzer's reagent, and is colored blue by the addition of iodine after preliminary treatment with sulphuric acid.
- Tunicle** (*tu'-nik-l*) [*tunicula*, a tunicle]. A little tunic.
- Tuning-fork** (*tu'-ning-fork*). A pronged, metallic instrument capable of vibrating so as to form a certain definite note.
- Tunnel** (*tu'-el*) [ME., *tonnell*, tunnel]. A long pipe-like passage. **T.-anemia**. See *Ankylostomiasis*. **T. of Corti**. See *Canal*. **T.-disease**. See *Caisson-disease*.
- Tupelo** (*tu'-pe-lo*). See *Nyssa* and *Tent*.
- Turacin** (*tu'-ras-in*) [African, *turakoo*]. A crimson coloring-matter obtained from the feathers of the turakoo. It is slowly soluble in water, but easily soluble in alkaline fluids, and contains about 6 per cent. of copper. See *Pigments*, *Conspicuous of*.
- Turacoverdin** (*tu-rak-o-ver'-din*) [African, *turakoo*; *viridis*, green]. A green coloring-matter obtained from the feathers of certain birds.
- Turbid Pneumonia** (*tu'-bid nu-mo'-ne-ah*). A term applied to the indistinct pneumonic symptoms following injections of tuberculin; it is also called *Injection-pneumonia*.
- Turbinal** (*tu'-bin-al*) [*turbo*, top]. A turbinated bone.
- Turbinate, Turbinated** (*tu'-bin-ät, tu'-bin-a-ted*) [*turbo*, a top]. Top-shaped. Scroll-like. **T. Bones**, the common name given to the three, sometimes four, bony projections upon the outer wall of each nasal fossa. The lowest of these, alone, is a separate bone.
- Türk, Column of**. See *Column*. **T., Fasciculus of**. See *Fasciculus*.
- Turf**. See *Coal*.
- Turgescence** (*tu'-jes'-ens*) [*turgescere*, to become swelled]. The swelling or enlargement of an organ or part, from any cause whatsoever.
- Turgid** (*tu'-jid*) [*turgidus*, swollen]. Swollen, congested.
- Turgidity, Turgidness** (*tu'-jid'-it-e, tu'-jid-nes*). See *Turgescence*.
- Turicatas** (*tu'-ik'-a-tas*) [Mex.]. The popular Mexican name for the parasitic mite, *Argas turicata*, Dugès. See under *Parasites (Animal)*, *Table of*.
- Turio** (*tu'-re-o*) [*turio*, a shoot; *pl.*, *Turiones*]. A strong, young shoot, or sucker, springing out of the ground.
- Turkey** (*tu'-ke*) [F., *Turquie*, Turkey, because it was thought to have originally come from Turkey]. An American gallinaceous bird of the genus *Meleagris*.
- T. Corn**. See *Corydalis*. **T.-red**. Same as *Madder*. **T.-red Oil**, two entirely distinct oils are known under this name. One is simply an inferior grade of olive-oil, known as "Gallipoli oil," prepared from somewhat unripe olives, and containing a large proportion of extractive matters, hence easily becoming rancid. It is used in the old process of Turkey-red dyeing, under the name *huile tournante*. The other, used for producing alizarin-reds by the quick process, is the ammonium salt of sulpho-ricinoleic acid ( $C_{18}H_{33}(HSO_3)_3$ ).
- Turkish** (*tu'-kish*). Pertaining to Turkey or the Turks.
- T. Bath**. See *Bath*. **T. Saddle**. See *Sella turcica*.
- Turmeric** (*tu'-mer-ik*) [*turmerica*, turmeric]. The rhizome of *Curcuma longa*, an aromatic and stimulant. The coloring-matter is used as a test for soluble salts of boron. Dose of fld. ext.  $\text{m xv}-\text{z j}$ . **T.-paper**, unsized white paper steeped in tincture of turmeric and dried by exposure to the air. A test for alkaline solutions, which give a reddish-brown coloration. See *Curcuma* and *Cucurmin*. **T., Tinct.** (B.P.), used to make turmeric paper.
- Turn** [ME., *turnen*, to turn]. To cause to revolve about an axis. **T. of Life**. See *Menopause*.
- Turnbull's Blue**. Same as *Berlin Blue*.
- Turner's Cerate**. The ceratum calaminæ or ointment of calamin (20 per cent.). **T.'s Yellow**. Same as *Cassel Yellow*.
- Turnera** (*tu'-ner-ah*). See *Damiana*.
- Turnesol Rag**. Same as *Bezette*.
- Turning** (*tu'-ning*) [ME., *turnen*, to turn]. 1. See *Version*.
- Turnip** (*tu'-nip*) [ME., *turn*, something round; *nepe*, a turnip]. The thick, fleshy root of the plant *Brassica rapa* (Linnaeus). **T. Braxy**. See *Braxy*. **T., Indian**. See *Dragon-root*.
- Turpentine** (*tu'-pen-tin*). See *Terebinthina*. **T.-tree**. See *Terebinth*.
- Turpeth** (*tu'-peth*) [ME., *turbyte*, a purgative root]. The root of *Ipomœa turpethum*, a purgative plant, much resembling jalap, found in Asia and Australia. Unof. **T. Mineral**. See *Hydrargyrum*.
- Turps** [ME., *turbentyne*, turpentine]. The trade-name for oil of turpentine.
- Turtle** (*tu'-tl*) [a corruption of *tortoise*]. A tortoise; a member of the *Testudinata*. **T.-back Nail**. See *Nail*. **T.-lung**. See *Bronchiectasis*.
- Turunda, Turundula** (*tu-run'-dah, tu-run'-du-lah*) [L.: *pl.*, *Turundæ, Turundulæ*]. A surgical tent.
- Tussal** (*tu'-al*) [*tussis*, cough]. Pertaining to or of the nature of a cough.
- Tussilago** (*tu'-il-a'-go*) [*gen.*, *Tussilaginis*]. See *Coltsfoot*.
- Tussis** (*tu'-is*) [L.]. A cough. **T. convulsiva**, **T. ferina**, **T. quinta**, **T. stomachalis**, **T. strangulans**. Synonyms of *Whooping-cough*.
- Tussive** (*tu'-iv*) [*tussis*, cough]. Pertaining to or caused by cough. **T. Fremitus**. See *Fremitus*.
- Tutamen** (*tu-ta'-men*) [L., defense; *pl.*, *Tutamina*]. A defense or protection. **Tutamina cerebri**, the skull and meninges of the brain. **T. oculi**, the appendages of the eyes—the lids, brows, lashes, etc.
- Tutsan** (*tu'-san*) [*totus*, all; *sanus*, well]. See *St. John's Wort*.
- Twang** [ME., *twangue*]. A personal quality of the voice, usually nasal.
- Tweenbrain** (*twen'-brän*). See *Diencephalon*, and *Interbrain*.
- Tweezers** (*twel'-zers*). See *Volsella*.
- Twin** (*twın*) [ME., *twin*, twins]. One of two persons born at the same birth. **T. Leaf**, the rhizome and rootlets of *Jeffersonia diphylla*. It is diuretic, alterative, and antispasmodic, and in large doses emetic. Dose of the fld. ext.  $\text{m xx}-\text{z j}$ . Unof. See, also, *Jeffersonia diphylla*.
- Twist, Aberdeen**. A variety of acupuncture in which the pin is given a half or a quarter rotation before fixing it in the tissues on the side of the artery opposite to the point of insertion of the pin.
- Twitch** (*twich*) [ME., *twicchen*, to twitch]. To give a short, sudden pull or jerk. See, also, *Uvular Twitch*. **T.-grass**, *Triticum repens*. See *Triticum*.
- Twitches** (*twich'-es*). See *Palmus*.
- Twitching** (*twich'-ing*) [ME., *twicchen*, to twitch]. An irregular spasm of a minor extent.
- Twixt-Brain** (*twikst'-brän*). See *Interbrain*.
- Tyloma** (*ti-lo'-mah*) [*τύλωμα*, callus; *pl.*, *Tylomata*]. See *Callositas*.
- Tylophora** (*ti-loff'-o-rah*) [*τύλος*, knob; *φέρειν*, to bear]. A genus of asclepiadaceous old-world plants. **T. asthmatica** is used as a substitute for ipecac. Unof.

## TABLE OF TUMORS.

NAME.	HISTOLOGIC CONSTITUENTS.	PHYSICAL MANIFESTATIONS.	APPEARANCE OF SECTION.	SIZE.
<b>Adenoma.</b> 1. <i>Acinous.</i>	Acini lined with spheroidal epithelium, with varying amount of connective tissue, as in a normal gland.	1. <i>Acinous.</i> Firm, rather hard consistence; inelastic; lobulated; light-gray or slightly yellow color; movable; encapsulated; generally single; rounded; when on mucous surfaces, flat and irregular.	Gray or yellowish-white; of variable density; often intermingled with cysts.	1. <i>Acinous.</i> Cherry or walnut; in the breast; large.
2. <i>Tubular.</i>	Tubules lined with cylindrical epithelium.	2. <i>Tubular.</i> Soft; frequently pedunculated; grayish-white or reddish color; translucent.		2. <i>Tubular.</i> Small.
<b>Angioma.</b> 1. <i>Telangiectatic.</i>	1. <i>Telangiectatic.</i> Dilated blood-vessels.	1. <i>Telangiectatic.</i> Surface often covered with small, granular elevations, resembling a strawberry; often well circumscribed.	Red color; affecting in part the corium; in part the subcutaneous adipose tissue.	Patch on the skin the size of a millet-seed to several inches in extent.
2. <i>Cavernous.</i>	2. <i>Cavernous.</i> Spaces lined with endothelial cells and filled with blood, like corpora cavernosa of penis.	2. <i>Cavernous.</i> Soft, doughy; non-pulsating; leaden or blue color.		2. <i>Cavernous.</i> Usually small.
<b>Carcinoma.</b> 1. <i>Scirrhus</i> (hard, spheroidal-celled).		1. <i>Scirrhus.</i> Hard, irregular, tuberos; adherent to surrounding tissues; ulcerated. Non-encapsulated. <i>Ulcer.</i> —Irregular in outline and depth; margins hard, nodular, everted.	1. <i>Scirrhus.</i> Firm; white; often traversed by fibrous septa; creaking under the knife; cupped. Scraping exposes a milky fluid, the so-called "cancer-juice."	1. <i>Scirrhus.</i> Moderate.
2. <i>Encephaloid</i> (soft, spheroidal-celled).	Large epithelial cells containing one or more nuclei, without visible intercellular matrix, grouped into acini ( <i>cancer-nests</i> ). Vessels have walls of normal thickness and constitution, and ramify in the stroma, and not among the cells themselves.	2. <i>Encephaloid.</i> Soft, globular, or bossellated; elastic, compressible; fluctuating; non-encapsulated.	2. <i>Encephaloid.</i> Resembles brain-tissue.	2. <i>Encephaloid.</i> Considerable.
3. <i>Colloid</i> (probably a degeneration of one of the preceding varieties).	Three varieties are described histologically: (a) squamous, made up of squamous or flat epithelium; (b) cylindrical, containing columnar cells; (c) glandular, composed largely of polyhedral cells, like those of secreting glands.	3. <i>Colloid</i> (usually mucoid). Soft; jelly-like; contains mucoid material; semitranslucent; glistening; at places diffuent.	3. <i>Colloid.</i> Amorphous; jelly-like.	3. <i>Colloid.</i> Large or small.
<b>Chloroma.</b>	A form of round-celled sarcoma ( <i>which see</i> ).	Small nodules.	Greenish or dirty color on section.	Small.
<b>Cholesteatoma.</b>	Concentric layers formed of flat cells of an epithelial character, arranged in whorls enclosing cholesterol plates. Belongs probably to the <i>Teratomata</i> from the occurrence in it of sebaceous glands, hair-follicles, etc.	Solitary or multiple nodules or nodes.	Shining, glistening.	Small.



## TABLE OF TUMORS.

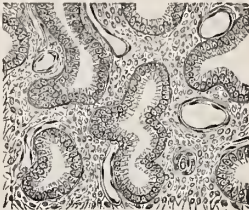
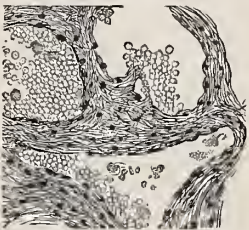



SEATS OF PREDILECTION.	DEGENERATION TO WHICH SUBJECT.	AGE.	GROWTH.	NATURE.	FREQUENCY.	ILLUSTRATIONS. (From Ziegler and Woodhead.)
<p>1. <i>Acinous.</i> Mamma, lip, ovary, testis, prostate, thyroid, parotid, lacrimal gland, sudoriferous and sebaceous glands.</p> <p>2. <i>Tubular.</i> Rectum and other portions of intestines; uterus.</p>	Mucous. Fatty. Colloid. Cystic.	Young adults.	Slow.	Benign; the flat adenoma may become malignant.	Rare.	
<p>1. <i>Telangiectatic.</i> Skin, mucous membrane, brain, bones, and mamma.</p> <p>2. <i>Cavernous.</i> Liver, kidney, spleen, uterus, bones, muscle. <i>(Illustrated).</i></p>		Usually congenital.	Usually slow.	Benign.	Common.	
<p>1. <i>Scirrhus.</i> Mamma; alimentary tract (especially the pyloric end of stomach); glands of the skin (rare); rectum; uterus.</p> <p>2. <i>Encephaloid.</i> Testicle; ovary; mucous membranes.</p> <p>3. <i>Colloid.</i> Stomach; intestine; ovary; mamma; thyroid.</p> <p><i>(The illustration is of Myxomatous Carcinoma).</i></p>	Horny. Fatty. Cystic. Colloid. Mucoid. Hyaline. Caseous. Pigmentary. Ulcerative. Calcareous (rare).	Adults past 40 years of age.	Slow, but may be rapid.	Malignant. Metastasis takes place by means of the lymphatics, but carcinoma of the stomach and intestines invades the liver by the portal blood-paths.	Common.	  
Periosteum of skull.	Fatty.	Young adults.	Rapid.	Malignant.	Rare.	Same as Round-celled Sarcoma.
Brain and meninges.				Non-malignant.	Rare.	

TABLE OF TUMORS—*Continued.*

NAME.	HISTOLOGIC CONSTITUENTS.	PHYSICAL MANIFESTATIONS.	APPEARANCE OF SECTION.	SIZE.
<b>Chondroma.</b> ( <i>Enchondroma.</i> )	Hyaline or fibro-cartilage, with few blood-vessels. The cells are arranged irregularly and have irregular shapes, many being stellate or spindle-shaped.	Hard; elastic; nodular or lobulated, sometimes smooth; round; encapsulated; usually single, but may be multiple and symmetric.	Homogeneous or coarsely granular; translucent; bluish-gray or pinkish-white; often marked by connective-tissue septa.	Small if multiple; large if single.
<b>Dermoid Cyst.</b>	See page 1564.			
<b>Endothelioma</b>	Multiplication of endothelial cells lining lymph-passages. A variety of sarcoma. Large, round cells containing one or two nuclei. Resembles epithelial new-growths.	Circumscribed or extensive flat growths, spreading over the serous membranes; white in color.		Small nodules or extensive infiltration.
<b>Epithelioma.</b> 1. <i>Squamous.</i>	Composed of pegs or columns of cuboidal epithelial cells which first infiltrate the subjacent connective tissue, then every underlying structure, including bone, in their track. These ingrowths contain the <i>cell-nests</i> , <i>epidermal pearls</i> , or <i>pearly bodies</i> .	Dense; inelastic; non-encapsulated; ulcerated; edges of ulcer indurated.	1. <i>Squamous.</i> White; dense; homogeneous; poor in juice; when scraped a gruel-like material is obtained, which consists of plugs of cells and individual cells.	
2. <i>Cylindrical-celled or columnar-celled.</i>	Originates either from the cylindrical surface-epithelium of a mucous membrane, or from that of glands lined by columnar epithelium. Contains no "cell-nests." Consists of alveoli containing cylindrical cells at the periphery, and irregular cells in the center. Presents the character of adeno-carcinoma.	Soft, infiltrating masses or nodes, or papillomatous growths.	2. <i>Cylindrical.</i> Soft, juicy; gelatinous if mucoid or colloid.	
<b>Fibroma.</b>	1. <i>Hard.</i> White, fibrous tissue, consisting of fibers and few connective-tissue corpuscles; blood-vessels few.  2. <i>Soft.</i> Few fibers, many cells.	1. <i>Hard.</i> Ovoidal or spherical; lobulated; nodular or bossellated; pedunculated or sessile; firm, elastic; encapsulated; glistening white, yellowish, or slightly red color; unattached to overlying tissues; single or multiple.  2. <i>Soft.</i> Soft, compressible; sessile or pendulous; single or multiple; encapsulated.	1. <i>Hard.</i> Smooth, glistening, firm; grayish-white color.  2. <i>Soft.</i> Moist, not so glistening; more reddish.	From a grain of shot to fetal head or much larger.
<b>Glioma.</b>	Round cells, with large nuclei, embedded in a scanty, granular, intercellular substance. After the type of the neuroglia of the brain.	Soft, gelatinous, glue-like tumor; not distinctly outlined; somewhat translucent. Usually single.	Like brain-tissue, but usually a little harder and more reddish in color.	Small, rarely larger than a fist.



TABLE OF TUMORS—*Continued.*

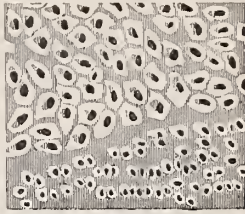
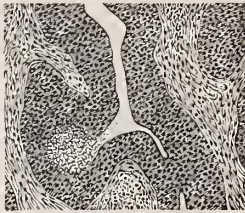
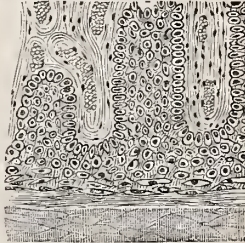
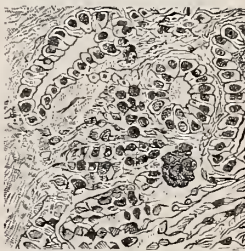


SEATS OF PREDILECTION.	DEGENERATION TOWHICH SUBJECT.	AGE.	GROWTH.	NATURE.	FREQUENCY.	ILLUSTRATIONS. (From Ziegler and Woodhead.)
The bones, especially on or in the phalanges; scapula, ilium, upper jaw; subcutaneous tissue; salivary glands (parotid); testicle; bronchial cartilages.	Fatty. Mucoid. Calcareous. Cystic.	Usually in the young.	Slow or rapid.	Benign; may assume malignant characteristics.	Common.	
Pleura and peritoneum; membranes of brain.		Young adults.	Rapid.	Malignant.	Very rare.	
1. <i>Squamous.</i> Nose, lower lip, penis, scrotum, vulva, anus, tongue, gums, palate, tonsils, larynx, pharynx, esophagus, bladder, os uteri, hands and feet (rare).	Horny. Ulceration.	After 40.	Slow or rapid, according to situation.	Malignant. Late metastasis.	Common.	
2. <i>Cylindrical.</i> Stomach; intestinal tract; uterus; gall-bladder, biliary passages; respiratory tract.	Mucoid. Colloid.	In utero before 40.	Varies in its rapidity.	Malignant. Late metastasis.	Quite common, especially in digestive tract.	
Uterus; periosteum; ovary; labium majus; mamma; testicle; tendons; aponeurosis; neurilemma of nerves; around articulations; subcutaneous tissue; rectum.	Ulceration. Calcification. Myxomatous. Fatty. Telangiectatic.	Chiefly in adults from 35 to 55 years of age.	Slow.	Benign.	Very common.	
Brain; retina; spinal cord; optic and auditory nerves; suprarenal capsules.	Mucoid. Fatty. Calcareous. Telangiectatic.	Particularly in children.	Slow.	Benign, except in the eye, where it is usually combined with sarcoma.	Rare.	

TABLE OF TUMORS—*Continued.*

NAME.	HISTOLOGIC CONSTITUENTS.	PHYSICAL MANIFESTATIONS.	APPEARANCE OF SECTION.	SIZE.
<b>Lipoma.</b>	Adipose tissue (fat-vesicles larger than normal) bound together by delicate connective tissue.	Circumscribed; lobulated, soft, doughy, pseudo-fluctuating, inelastic; attached to the skin—hence dimpled; ovoidal, spherical, or flattened; occasionally pedunculated; usually surrounded by a thin capsule; usually single; when multiple, usually hereditary.	Like adipose tissue.	From size of hickory-nut to very large size.
<b>Lymphangioma.</b>	Aggregation of dilated lymphatic vessels and lymph-spaces supported by connective tissue.	Soft, doughy, transparent sacs or vesicles, filled with lymph; often feels like a series of tangled cords.		From a cherry to fetal head.
<b>Lympho-sarcoma.</b>	Hyperplasia of the lymphoid cells of the lymphatic glands.	Glands for a time preserve their shape, but soon extends to neighboring tissues.		Large.
<b>Myoma.</b> 1. <i>Leiomyoma.</i>  2. <i>Rhabdomyoma.</i>	Smooth, non-striated, muscular fibers, such as occur in the uterus, with varying quantities of fibrous tissue; few blood-vessels. The fibers are composed of spindle-shaped cells containing large, rod-shaped nuclei.  Striated muscular fibers, often undeveloped, being spindle-shaped, and associated with sarcomatous tissue.	Rounded or pyriform, well-circumscribed; hard; firm; smooth or nodular; white or flesh-colored; encapsulated or non-encapsulated; often multiple.  Large roundish masses or small nodules.	A striated appearance as in the fibroma.	Often quite large.  Very large if in kidney; small in heart.
<b>Myxoma.</b>	Delicate network of stellate cells enclosing a mucoid intercellular substance. <i>Type</i> —Wharton's jelly; vitreous humor.	Round or lobular; soft, gelatinous; semi-translucent; encapsulated; elastic; may be fluctuating.	Pinkish or yellowish-gray, exuding a glairy fluid, or a trembling, gelatinous mass.	Usually small.
<b>Neuroma.</b>	Medullated or non-medullated nerve-fibers. Very rarely may contain ganglionic cells; usually combined with fibrous tissues.	Spheric, ovoid, oblong, or bulbous; sometimes plexiform; firm; painful on pressure; few or many (even hundreds).	Often resembles fibroma.	Small.
<b>Osteoma.</b>	Osseous tissue (cancellous or compact bone).	Hard; often lobulated; sometimes spheric; may be spinous or spiculated; pedunculated or sessile; usually single; may be multiple and symmetric.	Like bone-tissue.	Variable; grain of coffee to cocoanut.
<b>Papilloma.</b>	Hypertrophied papillæ of the skin; varying amount of connective tissue surrounding two or more central blood-vessels, and covered by several layers of epithelial cells.	Circumscribed; hard (on the skin); soft (on mucous membrane); surface smooth, brush-like, or cauliflower-like; single or multiple.		Usually small; may be large.



TABLE OF TUMORS—*Continued.*

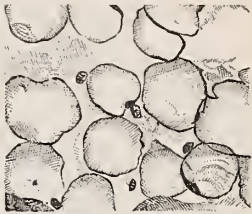








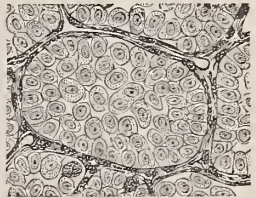
SEAT OF PREDILECTION.	DEGENERATION TO WHICH SUBJECT.	AGE.	GROWTH.	NATURE.	FREQUENCY.	ILLUSTRATIONS. (From Ziegler and Woodhead.)
Back of neck; shoulders; back; nates; inside of arm and thigh; submucous and sub-serous connective-tissue.	Calcareous. Myxomatous. Cystic. Inflammation. Ulceration (rare).	Chiefly during adult life.	Slow.	Benign.	Very common.	
Posterior and inner surfaces of thigh; genitals; anterior abdominal wall, neck, nates, axillæ, groin, penis, tongue, cheeks, lip, liver, kidney.		Usually congenital.	Slow.	Benign.	Rare.	
Neck, groin, axilla, mediastinum, etc.		Young adults.	Rapid.	Very malignant.	Rare.	
Uterus, esophagus, intestine, prostate, stomach.	Calcareous. Fatty. Myxomatous. Cavernous.	Mature or advanced life.	Slow.	Benign.	Very common.	
Kidney, ovary, testicle; tongue, heart.		Con- genital.	Rapid.	Malignant in the seg- mental or- gans and kidney, ovary, tes- ticle when combined with sar- coma.	Rare.	
Nasal cavities; mamma; intermuscular spaces; submucous and sub-serous tissues; back; thighs; lip; cheek; labia; clitoris; prepuce; scrotum; axillæ; parotid; ear; more rarely periosteum, bone, heart, and nerve-sheaths.	Fatty. Ulceration. Telangiectatic.	Any age; may be congenital.	Slow.	Benign.	Common.	
Cut ends of nerves, as in stumps of amputation, on skin.			Slow.	Benign.	Somewhat rare.	
Cranial bones, maxilla, orbit; ends of phalanges; juxta-epiphyseal portions of long bones (tibia, femur, humerus, etc.); dura mater; muscle; aponeurosis; lungs.		Con- genital or early life.	Slow.	Benign.	Not com- mon.	
Skin of hands and genitalia; larynx; bladder; rectum; nose.		At all ages.	Slow or rapid.	Benign.	Common.	

TABLE OF TUMORS—*Continued.*

NAME.	HISTOLOGIC CONSTITUENTS.	PHYSICAL MANIFESTATIONS.	APPEARANCE OF SECTION.	SIZE.
<b>Psammoma.</b>	A form of sarcoma ( <i>nest-celled</i> ). Connective tissue composed of flat, elongated cells of great size and in which are embedded gritty concretions that are composed of calcium carbonate.	Hard, circumscribed; light color.	White; gritty on section.	Small.
<b>Sarcoma</b> 1. <i>Round-celled.</i>	Embryonic or immature connective tissue. Blood-vessels without walls, or thin walled, ramifying among the cells. Small or large round cells, embedded in a small amount of granular or homogeneous intercellular substance.	Soft; vascular; whitish; somewhat translucent; on pressure after some hours exudes a milky fluid; round or ovoid, or oblong.	Resembles brain-matter; of a yellow, gray, or brick-dust hue.	Often very large.
2. <i>Spindle-celled.</i>	Cells varying much in size, spindle-shaped, with long, fine, tapering extremities, separated by very little intercellular substance. Often have a fibrous appearance (Recurrent Fibroid).	Firm; reddish; does not exude milky fluid. Shape as foregoing.	Fibrous or flesh-like aspect; pinkish color.	May be large.
3. <i>Giant-celled (Myeloid.)</i>	Masses of protoplasm containing two or more nuclei—up to 20 or 50—with a varying amount of round and spindle cells.	Jelly-like consistence or firm, like muscle. Shape as foregoing.	Smooth, shining, succulent; no appearance of fibrillation; greenish or livid red or maroon color, varied by pink or darker red spots, due to extravasation of blood.	Large.
4. <i>Alveolar.</i>	Alveolar space filled with sarcoma cells; the trabeculæ composed of spindle-cells.	Very vascular; soft.		Small or large.
5. <i>Melanotic.</i>	Sarcomata of various kinds in which brownish or black pigment becomes deposited as amorphous granules in the cells as well as the connective tissue and blood-vessel walls of the tumor.	Rounded, nodular, dark-colored tumors of varying size and consistency, usually hard.	Brownish or black.	May be large.
<b>Dermoid Cyst.</b>	Cyst wall contains hair-follicles and sebaceous glands. <i>Contents.</i> —Disintegrating epithelial cells, hair, sebaceous matter, teeth, etc.	Globular; tense; smooth; freely movable.		May be large.



TABLE OF TUMORS—*Continued.*

SEAT OF PREDILECTION.	DEGENERATION TO WHICH SUBJECT.	AGE.	GROWTH.	NATURE.	FREQUENCY.	ILLUSTRATIONS. (From Ziegler and Woodhead.)
Membranes of brain, choroid plexus; pineal gland; spinal cord; nerves.	Calcareous.	Early life.	Rapid.	Malignant.	Rare.	
Periosteum; bone; lymphatic glands; subcutaneous tissue; testicle; eye; ovary; lungs; kidneys; intermuscular septa.	Mucoid. Fatty. Ulceration. Calcareous. Ossification. Telangiectatic. Cystic.	Youth, or before 35th year.	Very rapid.	Malignant. Early metastasis. Dissemination by the blood-vessels and not by the lymphatics.	Common.	
Subcutaneous tissue; fasciæ and intermuscular septa; periosteum; interior of bones; eye; antrum; breast; testicle.	As foregoing.	As foregoing.	Rapid.	Malignant by recurrence.	Common.	
Lower and upper jaw; lower end of femur; head of tibia.		Usually in adults over 40.	Slow.	Comparatively benign. Metastasis rare.	Rarer than the preceding forms.	
Skin; eye; bone; lymphatic glands; pia mater of brain. Often springs from warts.		In the young.	Rapid.	Malignant.	Rare.	
Where pigment occurs normally; the eye and the skin, the pia; secondarily, especially in the liver.	As other sarcomata	As other sarcomata.	Usually rapid.	Very malignant.	Common.	
Outer angle of orbit; over root of nose; ovary; testicle.		Con-genital.	Slow.	Benign.	Common.	

**Tylosis** (*ti-lo'-sis*) [τύλος, a callosity]. 1. A form of blepharitis in which the lid-edge is thickened and hardened. See, also, *Callositas*. 2. In biology, a protuberance of the wall of a plant-cell through the pit in the wall of an adjacent duct. **T. palmæ vel palmaris**, a synonym of callosity of the palm. **T. plantæ vel plantaris**, a callosity occurring on the foot.

**Tylosteresis** (*ti-lo-ster-e'-sis*) [τύλος, knot; στερεῖν, to deprive]. Extirpation or removal of a callosity.

**Tylotic** (*ti-lot'-ik*) [τύλος, a knot]. Pertaining to, affected with, or of the nature of tylosis.

**Tylus** (*ti'-lus*) [τύλος, a knob; *pl.*, *Tyli*]. In biology, a median projection of the upper surface of the head of certain insects.

**Tympan** (*tim'-pan*) [τύμπανον, a drum]. A tympanum.

**Tympanal** (*tim'-pan-al*). See *Ring*, *Tympanic*.

**T. Organs**, peculiar sense-organs found in certain insects (*Saltatoria*). They have long been universally regarded as auditory organs, although the animals continue to hear after their removal. See *Chordotonal*.

**Tympanic** (*tim'-pan'-ik*) [τύμπανον, a drum]. Pertaining to the tympanum. **T. Bone**, the thin roof or plate of bone separating the tympanic and cranial cavities. **T. Membrane**. See *Membrane*. **T. Orifice**. See *Orifice*. **T. Plate**. See *Plate*. **T. Resonance**, tympanitic resonance. **T. Ring**. See *Ring*. **T. Tegmen**, the bony plate forming the roof of the tympanum.

**Tympanichord** (*tim'-pan'-ik-ord*) [τύμπανον, a drum; χορδή, a string]. The *chorda tympani*, a branch of the facial nerve.

**Tympanichordal** (*tim'-pan-ik-or'-dal*) [τύμπανον, a drum; χορδή, a string]. Pertaining to the tympanichord.

**Tympanicity** (*tim'-pan-is'-it-e*) [τύμπανον, drum]. The quality of being tympanic.

**Tympaniform** (*tim'-pan-if-orm*) [τύμπανον, drum; *forma*, form]. Shaped like a tympanum.

**Tympanism** (*tim'-pan-izm*) [τύμπανον, drum]. Distention with gas; tympanites.

**Tympanites** (*tim'-pan-i'-tēs*) [τύμπανον, drum]. The symptom popularly known as "drum-belly," a distention of the abdominal walls caused by paralysis of the muscular coat of the intestines and their inflation with gas. **T.** **Acute**, that due to intestinal irritation. **T. hysterica**, enormous distention of the abdomen in hysteria. **T. universalis**, general emphysema.

**Tympanitic** (*tim'-pan-it'-ik*) [τύμπανον, drum]. 1. Caused by, associated with, or exhibiting tympanites. 2. Applied to a percussion-note like that produced by percussing a tympanitic abdomen.

**Tympanitis** (*tim'-pan-i'-tis*) [τύμπανον, drum; *itis*, inflammation]. Inflammation of the tympanum, or middle ear. See *Otitis media*.

**Tympanodisc**. The *membrana tympani*.

**Tympano-Eustachian** (*tim'-pan-o-u sta'-ke-an*) [τύμπανον, drum; *Eustachius*, an anatomist]. Pertaining to the tympanum and the Eustachian tube.

**Tympano-hyal** (*tim'-pan-o-hi'-al*) [τύμπανον, drum; *υαίης*, hyoid]. A small cartilage of the human fetus subsequently fusing with its surroundings.

**Tympano-malleal** (*tim'-pan-o-mall'-e-al*) [τύμπανον, drum; *malleus*, hammer]. Pertaining to the tympanic bone and the malleus.

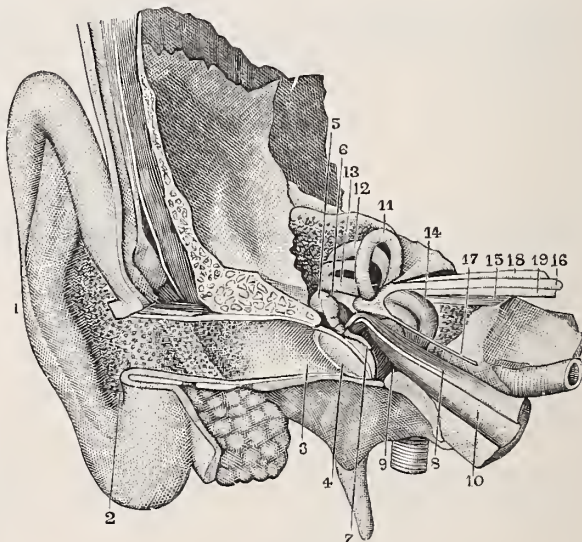
**Tympano-mandibular** (*tim'-pan-o-man-dib'-u-lar*) [τύμπανον, drum; *mandible*]. Pertaining to the tympanum and the mandible.

**Tympano-occipital** (*tim'-pan-o-ok-sip'-it-al*) [τύμπανον, drum; *occiput*, occipital bone]. A small bone in relation with the exoccipital bone and the outer ear of a bird.

**Tympano-periotic** (*tim'-pan-o-per-e-ot'-ik*) [τύμπανον, drum; *περί*, around; *οὖς*, ear]. Consisting of a tympanic bone united with the periotic bone proper.

**Tympano-squamosal** (*tim'-pan-o-skwa-mo'-zal*) [τύμπανον, drum; *squama*, scale]. Common to the tympanic and the squamosal bone.

**Tympanum** (*tim'-pan-un*) [τύμπανον, drum]. The middle ear. The irregular cavity within the petrous



EAR AND TYMPANUM.

1. Pinna, or auricle. 2. Concha. 3. External auditory canal. 4. Membrana tympani. 5. Incus. 6. Malleus. 7. Manubrium mallei. 8. Tensor tympani. 9. Tympanic cavity. 10. Eustachian tube. 11. Superior semicircular canal. 12. Posterior semicircular canal. 13. External semicircular canal. 14. Cochlea. 15. Internal auditory canal. 16. Facial nerve. 17. Large petrosal nerve. 18. Vestibular branch of auditory nerve. 19. Cochlear branch.

portion of the temporal bone communicating with the pharynx through the Eustachian tube.

**Tympany** (*tim'-pan-e*). See *Tympanites*.

**Type** (*tip*) [τύπος, a stamp]. Imprint; emblem; symbol; character. A normal average example. In pathology, the distinguishing features of a fever, disease, etc., whereby it is referred to its proper class.

**Typembryo** (*ti-pem'-bre-o*) [τύπος, type; *εμβρυον*, embryo]. That stage or period in the development of an embryo when the characteristics of the main type to which it belongs are first discoverable.

**Typewriters' Backache**. An occupation-neurosis; it is said to be best guarded against by the use of a high seat and a footstool.

**Typhemia** (*ti-fe'-me-ah*) [τύφος, smoke; *αἷμα*, blood]. A depraved state of the blood following typhus.

**Typhia** (*ti'-fe-ah*). See *Fever*, *Typhoid*.

**Typhinia** (*ti-fin'-e-ah*). Synonym of *Relapsing Fever*.

**Typhlitic** (*tif-lit'-ik*) [τυφλός, the cecum; *itis*, inflammation]. Pertaining to, affected with, or of the nature of typhlitis.

**Typhlitis** (*tif-lit'-tis*) [τυφλός, cecum; *itis*, inflammation]. Inflammation of the cecum. **T. stercoralis**, typhlitis due to constipation.

**Typhlo-enteritis** (*tif-lo-en-ter-il-tis*). See *Typhlitis*.



**Typhlosolar** (*tif-lo-so'-lar*) [τυφλός, cecum; σωλήν, a tube]. Pertaining to a typhlosole.

**Typhlosole** (*tif'-lo-sōl*) [τυφλός, cecum; σωλήν, tube, pipe]. In biology, a tube lying in the dorsal middle line of the intestine of certain worms (*Lumbricidae*). It is open longitudinally toward the body-cavity, and is formed to increase the absorbing surface of the stomach-intestine by a longitudinal fold of its dorsal wall into the lumen of the gut.

**Typhlotomy** (*tif-lo'-o-me*) [τυφλός, cecum; τομή, a cutting]. Division or section of the cecum.

**Typhogenic** (*ti'-fo-jen'-ik*) [τύφος, stupor; γεννᾶν, to produce]. Producing typhus.

**Typhoid** (*ti'-foid*) [τύφος, stupor; εἶδος, like]. Resembling typhus. **T. Fever.** See *Fever*. **T. Spine,** Gibney's term for a neurosis sometimes following typhoid fever, characterized by the production of acute pains in the vertebral column on the slightest movement, whether lateral or forward, and the absence of any marked febrile disturbance or neuralgia. Gibney regarded the condition as a perispondylitis. **T. State,** the condition of stupor and hebetude, with dry, brown tongue, sordes on the teeth, rapid, feeble pulse, incontinence of feces and urine, and rapid wasting, seen in fully developed typhoid fever and other adynamic diseases.

**Typhoidal** (*ti'-foi'-dal*) [τύφος, stupor; εἶδος, like]. Resembling typhoid.

**Typhoidet, Typhoidette** (*ti'-foi-det'*) [Fr.]. A mild or benign type of typhoid fever.

**Typho-malarial** (*ti'-fo-mal-a'-re-al*) [τύφος, stupor; malaria]. Applied to fevers exhibiting symptoms of both typhoid and malarial disorders.

**Typhomania** (*ti'-fo-ma'-ne-ah*) [τύφος, stupor; μανία, madness]. The lethargic state, with accompanying delirium, sometimes observed in typhus. See, also, *Periencephalitis*.

**Typhonia** (*ti'-fo'-ne-ah*). Same as *Typhomania*.

**Typhotoxin** (*ti'-fo-toks'-in*) [τύφος, stupor; τοξικόν, poison]. A ptomain discovered by Brieger, and believed to be the special product of the Koch-Eberth typhoid-bacillus. It is isomeric with the base  $C_7H_{17}NO_2$ , obtained from putrefying horseflesh, but is very different in its properties, being strongly alkaline, while the latter base possesses a slightly acid reaction, and the physiologic effects of each are also different. Typhotoxin induces lethargy, paralysis, and death without convulsions, while the unnamed base produces strongly marked convulsive symptoms. After death from typhotoxin the heart is found to be contracted in systole. See *Plomains, Table of*.

**Typhous** (*ti'-fus*) [τύφος, stupor]. Pertaining to or having the nature of typhus.

**Typhus** (*ti'-fus*) [τύφος, stupor]. Jail-fever; ship-fever. See *Fever*. **T. anthracicus, T. bubonicus,**

**T. gravissimus, T. pestilentialis.** Synonyms of the *Plague, q. v.* **T. petechialis.** Synonym of *Fever, Cerebro-spinal*. **T. siderans,** a malignant form of typhus fever, ending fatally in two or three days. **T. syncopalis.** Synonym of *Fever, Cerebro-spinal*.

**Typical** (*ti'-ik-al*) [τυπικός; τύπος, a stamp]. Constituting a type or form for comparison; illustrative; complete.

**Typus** (*ti'-pus*). See *Type*.

**Tyrannism** (*tir'-an-izni*) [τύραννος, a tyrant]. Cruelty of morbid inception, of which sadism is an erotic variety.

**Tyremesis** (*ti-rem'-es-is*) [τυρός, cheese; ἐμεσις, a vomiting]. The vomiting of caseous matter; an ailment common among nursing infants.

**Tyrian Purple.** See *Pigments, Conspectus of*.

**Tyrol White.** Same as *Hamburg White*.

**Tyroline** (*tir'-o-lin*). Anilin Violet; a violet dye.

**Tyroma** (*ti'-ro'-mah*) [τύρωμα; τυρός, cheese]. 1. Baldness; loss of hair. 2. A tumor caused by caseation of lymphatic glands.

**Tyrosin** (*ti'-ro-zin*) [τυρός, cheese],  $C_9H_{11}NO_3$ . An amido-acid occurring in pancreatic digestion; a decomposition-product of proteids, etc. It is found in the urine in acute yellow atrophy of the liver and in phosphorus-poisoning, and occurs in the liver, spleen, pancreas, in stale cheese, and is formed on boiling animal substances (albumin, horn, hair) with HCl or  $H_2SO_4$ . Tyrosin crystallizes in exceedingly fine needles, usually collected into colorless, feathery masses; snow-white in color, tasteless and odorless, sparingly soluble in cold water but much more so in boiling water; it dissolves with difficulty in alcohol, and is insoluble in ether. See *Hoffmann's Test* and *Piria's Test*.

**Tyrosis** (*ti'-ro'-sis*) [τυρός, cheese]. Curdling. See *Caseation*.

**Tyrothrix** (*ti'-ro-thriks*) [τυρός, cheese; θρίξ, hair]. A genus of *Schizomycetes*. See *Bacteria, Synonymatic Table of*.

**Tyroticon** (*ti-ro-toks'-ik-on*) [τυρός, cheese; τοξικόν, poison]. A ptomain obtained by Vaughan from poisonous cheese, poisonous milk, poisonous ice-cream, etc. Chemically it is very unstable; it may disappear altogether in twenty-four hours from milk rich with the poison. It induces vertigo, nausea, vomiting, chills, rigors, severe pains in the epigastric region, dilatation of the pupils, griping and purging, a sensation of numbness, or "pins and needles," especially in the limbs, and marked prostration, or death. The symptoms may vary somewhat in different individuals. The poison is thought to be the cause of the summer diarrhea of infants. See *Plomains, Table of*.

**Tyrell's Hook.** A hook used in certain operations upon the eye, as in iridectomy.

**Tyson, Glands of.** The sebaceous glands secreting the smegma of the prepuce and of the labia pudendi.

## U

**U.**, the symbol of *Uranium*.

**Uaterium** (*u-at-e'-re-um*) [*ὠΐς*, ear]. A medicament used in the treatment of diseases of the ear.

**Uber** (*u'-ber*) [*L.*, udder; *pl.*, *Ubera*]. The mamma; also the nipple.

**Uberous** (*u'-ber-us*) [*uber*, fruitful]. Fruitful, prolific.

**Udder** (*ud'-er*) [*M.E.*, *udder*, *udder*]. The mammary apparatus, especially of the cow.

**Uffelmann's Gelatin**. See *Stains*, *Table of*. **U's. Solution**, to distinguish hydrochloric from lactic acid in suspected gastric contents: Add a few drops of neutral ferric-chlorid solution to a 4 per cent. solution of carbolic acid. This is turned yellow by lactic acid, but is not affected by hydrochloric acid when diluted to the strength of gastric juice, 0.2 per cent. See *Tests*, *Table of*.

**Ukambin** (*u-kam'-bin*) [*African*]. An African arrowpoison, presumably a combination of juices from various plants. Its physiologic effects are the same as those of strophanthin, but in a considerably augmented degree. Unof.

**Ulaganactesis** (*u-lag-an-ek'-te-sis*) [*ὄζλον*, gum; *ἀγανάκτησις*, irritation]. Irritation or uneasy sensations in the gums.

**Ulatrophia**, **Ulatrophy** (*u-lat-ro'-fe-ah*, *u-lat'-ro-fe*) [*ὄζλον*, gum; *ἀτροφία*, atrophy]. Atrophy of the gums.

**Ulcer** (*ul'-ser*) [*ulcus*, a sore]. A destructive loss of cutaneous substance, extending into the corium. The size is quite indefinite; the shape is variable, usually round, but may be reniform, irregular, or serpiginous. It may be deep or hollow, with steep or sloping sides, and a smooth or irregular base. Its edges may be sharp or rounded, everted or undermined; the surface bleeds readily, and is clean or sloughy, and covered with pus or serum. It always leaves a scar. **U.**,

**Aden**. See *Phagedæna tropica*. **U.**, **Adherent**, an ulcer of the skin, the base of which becomes adherent to the underlying fascia. **U.**, **Amputating**, an ulcerating process which encircles a member, destroying the tissues to the bone. **U.**, **Anamite**, a phagedenic sore of hot countries; it is very unyielding to treatment. **U.**, **Arterial**, a superficial ulcer due to arterial disease. **U.**, **Atheromatous**. See *Endarteritis*, *Chronic*. **U.**, **Atonic**, an ulcer having unhealthy granulations, with little or no tendency to cicatrization.

**U.**, **Autochthonous**. Synonym of *Chancre*. **U.**, **Cancroid**. See *U.*, *Rodent*. **U.**, **Carcinomatous**, an ulcerating carcinoma. **U.**, **Carious**, an ulcer producing gangrene. **U.**, **Chancroidal**. Synonym of *Chancre*. **U.**, **Cochin-China**, a chronic phagedenic ulcer affecting foreigners in Cochin-China. **U.**,

**Cock's-comb**, an ulcer having rough, irregular outgrowths. **U.**, **Cold**, a small, inflammatory ulcer occurring spontaneously upon the ends of the fingers or toes. **U.**, **Constitutional**. See *Syphilis*. **U.**,

**Contagious**. Synonym of *Chancre*. **U.**, **Corrosive**. An old synonym of *Stomatitis gangrenosa*. **U.**, **Crateriform**, a variety of malignant, epithelial ulcer, which affects the same regions on the upper part of the face as does ordinary rodent ulcer. It occurs in the same class of people, but runs a much more rapid course.

Ulceration occurs at the conical summit, and assumes a crater-like form. There is no tendency to fungate or become warty. **U.**, **Creeping** (*of the cornea*), a serpiginous corneal ulcer. **U.**, **Curling's**, an ulceration of the duodenum observed after severe burns of the body and limbs. **U.**, **Diphtheric**, the ulcer occurring in diphtheria; it is covered with false membrane. **U.**, **Dys-**

**peptic**. See *Herpes facialis*. **U.**, **Endemic**, an ulcer more or less local as regards the countries in which it is found, as Aleppo boil, Penjdeh sore, etc. **U.**,

**Erethistic**, a name given to an extremely sensitive ulcer. These ulcers occur in regions that are liberally supplied with sensitive nerve-fibers, as about the anus or the matrix of the nail. **U.**, **Fissurated**, laceration of the cervix uteri. **U.**, **Fistulous**, an ulceration communicating with a fistula. **U.**, **Follicular**, ulceration of a mucous membrane, having its origin in the lymph-follicles. **U.**, **Fungiform**. A synonym of *Epithelioma*.

**U.**, **Gastric**, perforating ulcer of the lining membrane of the stomach. **U.**, **Gummatous**, an ulcer due to the breaking down of a gumma. **U.**, **Gwalior**, an endemic ulcer observed at Gwalior. **U.**, **Hemorrhagic**, a bleeding ulcer. **U.**, **Indolent**, one with an indurated, elevated edge, and a non-granulating floor, usually occurring on the leg. **U.**, **Inflamed**, an ulcer surrounded by marked inflammation. **U.**, **Initial** (*of syphilis*). Synonym of *Chancre*. **U.**, **Intractable**.

Synonym of *U.*, *Indolent*. **U.**, **Inveterate**. Synonym of *U.*, *Indolent*. **U.**, **Jacob's**, a rodent ulcer of the eyelid. **U.**, **Lupoid**, an ulceration resembling lupus. **U.**, **Lupous**. Synonym of *Lupus*. **U.**,

**Lymphatic**, an ulcer having an exudate which resembles lymph. **U.**, **Malabar**. See *Phagedæna tropica*. **U.**, **Malignant**. Synonym of *Carcinoma*. **U.**, **Marjolin's**, an ulcer having for its seat an old cicatrix. **U.**, **Menstrual**, an ulcer from which vicarious menstruation takes place. **U.**, **Mercurial**, an ulcer due to chronic mercurial poisoning. **U.**,

**Mozambique**, a single, highly contagious ulceration, prevalent in Mozambique and in Reunion Island. **U.**, **Perforating**, an ulcer that perforates the surrounding tissues. **U.**, **Persian**, an ulcer prevalent in Persia. **U.**, **Phagedenic**, a form of ulceration in which the process extends insidiously but obstinately. **U.**, **Phlegmonous**. Synonym of *U.*, *Inflamed*. **U.**, **Putrid**.

See *Gangrene*, *Hospital*. **U.**, **Rodent**, a form of ulceration, probably epitheliomatous, which involves all tissues, bones and soft tissues alike. **U.**, **Round**, (*of the stomach*), a perforating ulcer of the stomach. **U.**,

**Round** (*of the uterus*), a rapid ulceration of the uterus, probably epitheliomatous. **U.**, **Sæmisch's**, an infectious ulcer of the cornea. **U.**, **Scorbutic**, an indolent ulcer found in scurvy. **U.**, **Serpiginous**, an irregularly burrowing ulceration. **U.**, **Simple**, a mild form of ulceration, not due to a poison or to systemic disease. **U.**,

**Stercoral**, a small ulcer of the bowel, produced in cases of long-standing constipation, with fecal impaction, from the irritation of the hard masses of feces. Usually no symptoms are produced. **U.**, **Sublingual**, an ulcer upon the frenum of the tongue, due, probably, to irritation by the lower incisor teeth. **U.**, **Symptomatic**, an ulcer indicative of general disease. **U.**, **Syphilitic**, ulceration due to syphilis. **U.**, **Syriac**, malignant angina. **U.**,

**Toe-nail**, ulceration caused by an ingrowing toenail. **U.**, **Tuberculous**, ulceration due to tuberculosis. **U.**, **Turkestan**, a form of ulceration noticed among the Russian soldiers in Turkestan. It was attended with profuse suppuration and adenitis. **U.**,

**Varicose**, an ulcer due to varicose veins. **U.**, **Vene-real**. Synonym of *Chancre* or *Chancroid*. **U.**, **Weak**, one with exuberant and flabby granulations. **U.**,

**Yemen**. Synonym of *U.*, *Cochin-China*.

**Ulcerate** (*ul'-ser-āt*) [*ulcus*, ulcer]. To become ulcerated.

**Ulcerated** (*ul'-ser-a-ted*) [*ulcus*, ulcer]. Affected with ulceration.



**Ulceration** (*ul-ser-a'-shun*) [*ulcus*, a sore]. The process of the formation of an ulcer. **U. of the Cervix.** See *Erosion*. **U., Fissured.** See *Ulcer, Fissured*. **U., Heryng's Pharyngeal**, a rather diffuse ulcer of the hard palate and fauces. **U., Malignant**, ulceration caused by carcinoma or sarcoma. **U., Puerperal**, ulceration of the genitals due to injury during labor. **U., Tuberculous** (*of the larynx*), an ulcer usually found on the dorsal wall of the larynx, and caused by tuberculosis.

**Ulcerative** (*ul'-ser-a-tiv*) [*ulcus*, ulcer]. Pertaining or belonging to ulceration. **U. Scrofuloderma.** See *Mycosis*.

**Ulcerous** (*ul'-ser-us*) [*ulcerosus*]. Exhibiting ulceration; having the character of an ulcer.

**Ulcus** (*ul'-kus*) [L.]. See *Ulcer*. **U. excedens.** See *Rodent Ulcer*. **U., Grave.** See *Fungus Foot*. **U. rodens**, Moore's term for a form of creeping ulcer which begins at the upper edge of the cornea as a superficial lesion, separated from the healthy portion by a gray, opaque rim which is undermined. The whole cornea is liable to be traversed and the sight destroyed.

**Ulcuscle, Ulcusculum** (*ul'-kus'-kl, ul'-kus'-kül, ul'-kus'-ku-lum*) [*ulcusculum: pl., Ulcuscula*]. A small ulcer.

**Ulemorrhagia** (*u'-lem-or-a'-je-ah*) [*οἰλον*, the gum; *αἷμα*, blood; *ρηγνύειν*, to burst forth]. Hemorrhage or bleeding at the gums.

**Ulerythema** (*u'-ler-ith-e'-mah*) [*οἰλή*, scar; *ἐρύθημα*, erythema]. An erythematous disease marked by the formation of cicatrices. **U. sycosiforme.** See *Sycosis, Lupoid*.

**Uletic** (*u'-let'-ik*) [*οἰλον*, gum]. Pertaining to the gums.

**Ulex** (*u'-leks*) [L.]. A genus of leguminous shrubs of Europe and Africa. **U. europæus** is the common gorse, whin, or furze.

**Ulexin** (*u'-leks'-in*) [*ulex*, a shrub],  $C_{11}H_{14}N_2O$ . An alkaloid found in the seed of *Ulex europæus*. It is a powerful diuretic, and causes local anesthesia. Dose gr.  $\frac{1}{10}$  in pill; to be used with caution. Unof.

**Uliginose, Uliginous** (*u'-lij'-in-ös, u'-lij'-in-us*) [*uligo*, moisture]. Pertaining to or growing in a marshy soil.

**Ulitis** (*u'-li'-tis*) [*οἰλον*, gum; *ιτις*, inflammation]. Inflammation of the gums.

**Ullem** (*ul'-em*). A form of indigestion met with in Lapland, and probably due to the use of smoked meat.

**Ulmic** (*ul'-mik*) [*ulmus*, elm]. Denoting an acid found in earth-mold, a product of the decay of vegetable matter.

**Ulmín** (*ul'-mín*) [*ulmus*, elm]. A brown substance produced by the action of strong acids or alkalis on various organic bodies, especially by heating treacle or alcohol with strong sulphuric acid.

**Ulmous** (*ul'-mus*) [*ulmus*, elm]. In chemistry, denoting a group of brown or black substances containing ulmin or ulmic acid.

**Ulmus** (*ul'-mus*) [L.: *gen., Ulmi*]. Elm, slippery elm. The inner bark of *U. fulva*. It contains a large percentage of mucilage, and is demulcent and slightly astringent. It is valuable in diarrhea, and as an emollient in acute inflammations. **U., Mucilago**, elm 6, boiling water 100, macerated for two hours and strained. Dose *ad lib.* Cf. *Fremontia*.

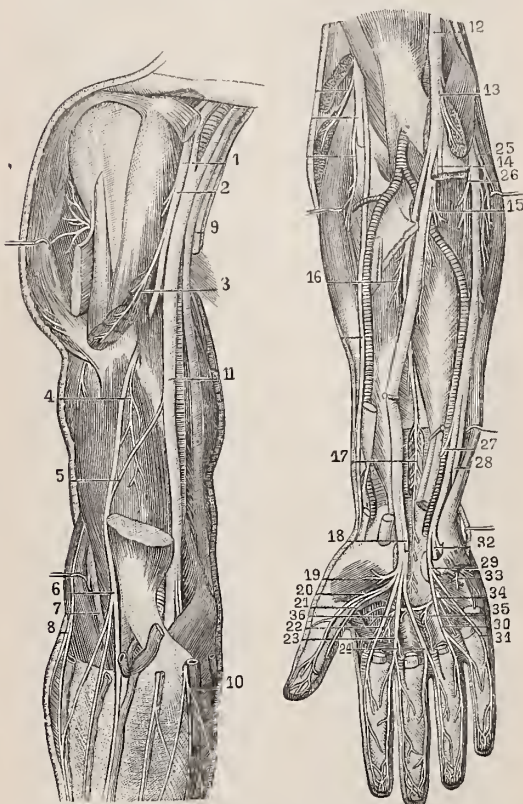
**Ulna** (*ul'-nah*) [L., a cubit]. The large bone of the forearm, articulating with the humerus and the head of the radius above and with the radius below. See p. 229.

**Ulnad** (*ul'-nad*) [*ulna*, ulna]. Toward the ulnar aspect.

**Ulnar** (*ul'-nar*) [*ulnaris*, ulnar]. Pertaining to the ulna. **U. Nerve**, a nerve both of motion and sensa-

tion springing from the brachial plexus and supplying the ulnar region of the arm.

**Ulnare, or Os ulnare** (*ul-na'-re*) [*ulna*, ulna]. The cuneiform bone of the carpus. See *Bones, Table of*.



BRACHIAL PORTION OF MUSCULO-CUTANEOUS, MEDIAN AND ULNAR NERVES. TERMINAL PORTION OF MEDIAN NERVE AND OF ULNAR NERVE.

1. Musculo-cutaneous nerve. 2. Branch to coraco-brachialis.
3. Branch to biceps. 4. Branch to brachialis anticus.
5. Anastomotic branch from median. 6. Division of musculo-cutaneous. 7. Radial nerve. 8. Its external cutaneous branch. 9. Internal cutaneous. 10. Its anterior, or ulnar branch. 11. Upper portion of median and ulnar nerves. 12. Their middle portion. 13. Branch to pronator radii teres.
14. Trunk giving rise to anterior muscular branches. 15. Branches to flexor profundus digitorum. 16. Branch to flexor longus proprius pollicis. 17. Interosseous branches. 18. Palmar cutaneous branch. 19. Branch for muscles of thenar eminence. 20. External collateral branch to thumb. 21. Internal collateral branch. 22. External collateral branch to index finger. 23. Common trunk of internal collateral branch to index finger and external collateral branch to middle finger. 24. Trunk of internal collateral branch to middle finger and external collateral branch to ring finger. 25. Branch of ulnar nerve to flexor carpi ulnaris. 26. Branches to two inner fasciculi of flexor profundus digitorum. 27. Cutaneous and anastomotic filament. 28. Dorsal branch. 29. Superficial palmar branch. 30. Common trunk of internal collateral branch to ring finger and external collateral branch to little finger. 31. Internal collateral branch to little finger. 32. Deep palmar branch. 33. Branch of the latter to hypothenar muscles. 34. Branches to muscles of fourth interosseous and to fourth lumbricalis. 35. Branches to muscles of third interosseous space and to third lumbricalis. 36. Branches to the adductor of the thumb and to the muscles of the first two interosseous spaces.

**Ulnaris** (*ul-na'-ris*) [L.]. See *Muscles, Table of*.

**Ulnen** (*ul'-nen*) [*ulna*, ulna]. Belonging to the ulna in itself.

- Ulna-carpal** (*ul-no-kar'-pal*) [*ulna*, ulna; *καρπός*, carpus]. Pertaining to the ulna and the carpus.
- Ulna-metacarpalis** (*ul-no-met-ak-ar-pa'-lis*) [*ulna*, elbow; *metacarpus*, from *μετά*, beyond; *καρπός*, the wrist: *pl.*, *Ulnometacarpales*]. One of the wing-muscles of a bird; it arises from the ulna and is inserted into a metacarpal bone.
- Ulna-radial** (*ul-no-rad'-de-al*) [*ulna*, ulna; *radius*, radius]. Pertaining to the ulna and the radius.
- Ulocace** (*u-lok'-as-e*) [*οὔλον*, gum; *κακός*, evil]. Ulcerative ulitis.
- Ulocarcinoma** (*u-lo-kar-sin-o'-mah*) [*οὔλον*, gum; *carcinoma*]. Carcinoma of the gums.
- Ulon** (*u'-lon*) [*οὔλον*, gum]. The gums.
- Uloncus** (*u-long'-kus*) [*οὔλον*, gum; *ὄγκος*, a tumor]. A tumor or swelling of the gums.
- Ulorrhagia** (*ul-or-a'-je-ah*) [*οὔλον*, gum; *ῥηγνύναι*, to burst forth]. Same as *Ulorrhea*.
- Ulorrhea** (*ul-or-e'-ah*) [*οὔλον*, gum; *ροία*, a flow]. Bleeding from the gums.
- Ulosis** (*u-lo'-sis*). Synonym of *Cicatrization*.
- Ulotic** (*u-lo'-ik*) [*οὐλή*, scar]. Pertaining to or tending toward cicatrization.
- Ulotrichous** (*u-lo'-rik-us*) [*οὔλος*, woolly; *θρίξ*, hair]. Having woolly hair.
- Uterior** (*ul-te'-re-or*) [L.]. Toward the periphery; applied to lesions of the spinal cord.
- Ultimate** (*ul'-tim-at*) [*ultimus*, super. of *ultra*, beyond]. Farthest, or most remote. **U. Analysis**. See *Analysis*. **U. Principle**. See *Principle*.
- Ultimisternal** (*ul'-tim-is-tur'-nal*) [*ultimus*, last; *στέρον*, sternum]. Pertaining to the last or lowest segment of the sternum.
- Ultimum** (*ul'-tim -um*) [L.]. Last. **U. moriens** ("last dying"). The right auricle; so called from the belief that it is the last part of the heart to cease its contractions. **U., Stadium**. See *Stadium*.
- Ultra-brachycephaly** (*ul'-tra-brak-is-ef'-al-e*) [*ultra*, beyond; *brachycephaly*]. Brachycephaly in which the cephalic index exceeds 90°.
- Ultracentenarian** (*ul'-tra-sen-ten-a'-re-an*) [*ultra*, beyond; *centenarius*, pertaining to a hundred]. A person who has lived more than 100 years.
- Ultradolichocephaly** (*ul'-tra-dol-ik-o-sef'-al-e*) [*ultra*, beyond; *dolichocephaly*]. Dolichocephaly in which the cephalic index is less than 64°.
- Ultramarine** (*ul'-tram-ar-ēn*). See *Pigments, Conspetus of*. **U. Green**, **U. Yellow**. See *Pigments, Conspetus of*.
- Ultramicroscopic** (*ul'-tra-mi-kro-skop'-ik*) [*ultra*, beyond; *microscopic*]. Too small to be seen by the aid of the microscope.
- Ultromotivity** (*ul'-tro-mo-tiv'-it-e*) [*ultra*, spontaneously; *motivity*]. Power or capability of moving spontaneously.
- Ultmann's Test**. See *Tests, Table of*.
- Ululation** (*ul-u-la'-shun*) [*ululare*, to howl]. An hysterical howling.
- ulus** (*u'-lus*). A Latin suffix denoting the diminutive degree.
- Umbel** (*um'-bel*) [*umbra*, shade]. In biology, that form of indeterminate inflorescence in which the axis is very short and the pedicels radiate from it like the rays of an umbella.
- Umbellal** (*um'-bel-al*) [*umbella*, an umbel]. Pertaining to an umbel.
- Umbellar** (*um'-bel-ar*). Same as *Umbellate*.
- Umbellaria** (*um-bel-la'-re-ah*). See *California Laurel*.
- Umbellate** (*um'-bel-at*) [*umbella*, an umbel, dim. of *umbra*, shade]. In biology, bearing umbels.
- Umbellet** (*um'-bel-et*) [*umbella*, umbel]. In biology, a little umbel.
- Umbellic Acid** (*um-bel'-ik*). See *Acid*.
- Umbelliferon** (*um - bel - if' - er - on*) [*umbella*, umbel; *ferre*, to bear],  $C_9H_6O_3$ . *Oxycoumarin*, found in the bark of *Daphne mezereum*; it is obtained by distilling different resins, such as galbanum and asafetida. It consists of fine needles, sparingly soluble in hot water and ether; it melts at 224° C.
- Umbelliferous** (*um - bel - if' - er - us*) [*umbella*, umbel; *ferre*, to bear]. Bearing umbels.
- Umbelliform** (*um-bel'-if-orm*) [*umbella*, umbel; *forma*, form]. Having the form of an umbel.
- Umbellulate** (*um-bel'-u-lāt*) [*umbellula*, an umbellule]. Provided with umbellules.
- Umbellule** (*um'-bel-ūl*) [*umbellula*, a little umbel]. A partial umbel; an umbellet.
- Umbra** (*um'-ber*) [*umbra*, shade]. A dark-brown pigment somewhat resembling ochre. See *Pigments, Conspetus of*.
- Umbilical** (*um-bil'-ik-al*) [*umbilicus*, the navel]. Pertaining to the umbilicus. **U. Cord**. See *Cord*. **U. Fistula**, a fistulous opening communicating with the umbilicus. **U. Hernia**. See *Hernia*. **U. Region**, the central of the regions into which the abdomen is conveniently divided. **U. Ring**, the aperture, closed in the adult, through which the umbilical vessels pass in fetal life. **U. Souffle**, the peculiar sound heard occasionally over the umbilical cord of the fetus. **U. Vesicle**, in embryology, a spheroid sac appearing early in the ovum and disappearing about the seventh week after fecundation. The navel-sac. In lower animals it is called the vitelline sac or yolk-sac.
- Umbilicate, Umbilicated** (*um-bil'-ik-āt, um-bil'-ik-a-ted*) [*umbilicus*, navel]. Having a depression like that of the navel.
- Umbilication** (*um-bil-ik-a'-shun*) [*umbilicus*, navel]. A navel-like depression; the quality of being umbilicated.
- Umbilicular** (*um-bil-ik'-u-lar*) [*umbilicaris*, pertaining to the navel]. Pertaining to the navel.
- Umbilicus** (*um - bil - i' - kus*) [L.]. The navel. The round, depressed cicatrix in the median line of the abdomen, marking the site of the aperture which, in fetal life, gave passage to the umbilical vessels. **U., Posterior**, a depression in the spinal region due to imperfect closure of the vertebral groove.
- Umbiliferous** (*um - bil - if' - er - us*) [*umbilicus*, navel; *ferre*, to bear]. Having an umbilicus.
- Umbiliform** (*um-bil'-if-orm*) [*umbilicus*, navel; *forma*, form]. Having the form of an umbilicus.
- Umbo** (*um'-bo*) [L.: *pl.*, *Umboes*]. 1. A boss, or bosselation; any central convex eminence; less correctly, a central concave depression. 2. Specifically, the depressed spot in the center of the membrana tympani. In biology, the apex of the valve of a bivalve shell.
- Umbonal** (*um'-bo-nal*) [*umbo*, a boss]. Protuberant, like a knob.
- Umbonate** (*um'-bo-nāt*) [*umbo*, the boss of a shield]. Bossed; furnished with a low, rounded projection, like a boss (umbo).
- Umbonic** (*um-bon'-ik*) [*umbo*, boss]. Pertaining to an umbo.
- Umbonulate** (*um-bon'-u-lāt*) [*umbo*, boss]. Pertaining to an umbo.
- Umbaculate** (*um - brak' - u - lāt*) [*umbraculum*, umbrella]. In biology, applied to the heads of certain insects when furnished with an awning-like frontal process.
- Umbaculiferous** (*um-brak-u-lif'-er-us*) [*umbraculum*, umbrella; *ferre*, to bear]. In biology, bearing an organ resembling an umbrella.
- Umbaculiform** (*um-brak'-u-lif-orm*) [*umbraculum*,



umbrella; *forma*, form]. Having the form of an umbrella.

**Umbra** (*um-brak'-u-lum*) [*umbraculum*, shade, shady place, umbrella: *pl.*, *Umbracula*]. In biology, an umbrella-shaped appendage.

**Umbroscopy** (*um-bras'-ko-pe*). Synonym of *Retinoscopy*.

**Umbrel** (*un'-brel*). Same as *Umbrella*.

**Umbrella** (*um-brel'-ah*) [*umbra*, shade]. In biology, the swimming-bell of a jelly-fish, or *Medusa*. **U.** Clasp. See *Peronium*.

**Umbrose** (*un'-bröz*) [*umbra*, shade]. Shady.

**Unarmed Tape-worm**. See *Tenia saginata* under *Parasites (Animal)*, *Table of*.

**Uncaria** (*ung-ka'-re-ah*). See *Gambir*.

**Uncate** (*ung'-kät*) [*uncus*, a hook]. In biology, bent into the form of a hook.

**Unča** (*un'-se-ah*) [*L.*]. An ounce. See *Weights and Measures*.

**Uncial** (*un'-se-al*) [*uncia*, inch]. An inch in length.

**Unciform Bone** (*un'-si-form*) [*os unciforme*; *uncus*, a hook; *forma*, form]. The hook-shaped bone in the lower row of the bones of the carpus. See *Bones*, *Table of*. **U. Eminence**, the hippocampus minor, or calcar. **U. Process**. See *Process*.

**Uncinal** (*un'-sin-al*). Same as *Uncinate*.

**Uncinate** (*un'-sin-ät*) [*uncus*, hook]. Hooked. **U. Convolution**, or **Gyrus**, the continuation of the hippocampal convolution or gyrus fornicatus, ending in a hook-like process near the end of the temporal lobe.

**Uncinatum** (*un'-sin-al-tum*) [*uncinatus*, hooked]. In anatomy, the unciform bone of the carpus.

**Uncinus** (*un'-si'-nus*) [*uncinus*, a hook, barb: *pl.*, *Uncini*]. In biology, a hook, or hook-like structure or appendage.

**Uncipression, Uncipressure** (*un-sip-resh'-un*, *un'-sip-presh-ür*) [*uncus*, hook]. A method of arresting hemorrhage by the use of two hooks dug into the sides of the wound so as to compress the vessel.

**Uncirostrate** (*un-se-ros'-trät*) [*uncus*, hook; *rostratus*, beaked]. In biology, having a hooked beak.

**Unconscious** (*un-kon'-shus*) [*un*, not; *consciens*, knowing]. Not conscious. **U. Cerebration**. See *Cerebration*.

**Unconsciousness** (*un-kon'-shus-nes*) [*un*, not; *consciens*, knowing]. The state of being without sensibility and having abolished reflexes: a symptom of apoplexy, insolation, asphyxia, etc.

**Uction** (*unk'-shun*) [*unctio*, an anointing]. The act of anointing. Also, an ointment.

**Unctuous** (*unk'-tu-us*) [*unctus*, a smearing]. Greasy, oily.

**Uncus** (*ung'-kus*) [*L.*]. 1. The hook-like anterior extremity of the uncinate gyrus of the brain. 2. A hook.

**Undate** (*un'-dät*). See *Undulate*.

**Undecolic Acid** (*un-dek-ol'-ik*). See *Acid*.

**Under** (*un'-der*) [*ME.*, *under*, under]. Below; beneath. **U.-shrub**, partially shrubby, or a very low shrub. **U.-toe**, a variety of *Halifax varus* in which the great toe underlies its neighbors.

**Undulate, Undate** (*un'-du-lät*, *un'-dät*) [*unda*, a wave]. In biology, wavy; having a margin that flows gently in and out. Applied to leaves and other flattened organs.

**Undulated** (*un'-du-la-ted*) [*dim.* of *unda*, a wave]. Marked by or propagated in waves; wave-like.

**Undulation** (*un'-du-lä'-shun*) [*undulatus*, waved]. Fluctuation, as of pus, or any liquid effusion; also, the subjective sensation as of a wave-like motion about the heart. **U.**, **Jugular**, the venous pulse. **U.**, **Respiratory**, the variations in the blood-pressure due to respiration.

**Undulatory** (*un'-du-lat-or-e*) [*undulare*, to undulate]. Vibratory. Moving like waves. In physics, the undulatory theory of light presupposes the existence of an imponderable, tenuous medium called the ether, the undulations of which give rise to the phenomena of light, heat, and electricity. See *Wave-length*.

**Unequal** (*un'-e'-kwal*) [*un*, not; *aquis*, equal]. Having different proportions, dimensions, or qualities.

**Unfruitfulness** (*un-früt'-ful-nes*) [*un*, not; *fructus*, fruit]. Barrenness. Sterility.

**Ungual** (*ung'-gwäl*) [*unguis*, a claw]. Pertaining to a nail of the hand or foot. Applied to nail-like structures, as the **U. Bones**. See *Lacrymal Bones*.

**Ungueal** (*ung'-gwe-al*). Same as *Ungual*.

**Unguen** (*ung'-gwen*). Synonym of *Unguentum*.

**Unguent** (*un'-gwent*) [*unguentum*, ointment]. See *Unguentum*.

**Unguentary** (*ung'-gwen-ta-re*) [*unguentarius*]. Pertaining to an unguent, or ointment.

**Unguentine** (*ung'-gwen'-tin*) [*unguentum*, an ointment]. A popular local application for use in cutaneous diseases and as a dressing for burns and scalds.

**Unguentous** (*ung-gwen'-tus*) [*unguentum*, ointment]. Resembling an unguent.

**Unguentum** (*ung-gwen'-tum*) [*L.*: *gen.*, *Unguenti*: *pl.*, *Unguenta*]. An ointment. In pharmacy, a soft, fatty mixture, usually of lard or of vaselin as an excipient, with a prescribed medical substance, intended for application, by inunction, to the skin. The melting-temperature of the ointment should be below that of the body. *Unguentum simplex* consists of lard 80 and wax 20 parts. There are 23 unguenta described in the U. S. P., besides as many more in the B. P., and 5 others in the N. F.

**Ungicorn** (*ung'-gwik'-orn*) [*unguis*, nail; *cornu*, horn]. In biology, the horny integument of the tip of the upper mandible of certain birds—ducks, geese, petrels, albatross, etc. Cf. *Dertrotheca*, *Myxotheca*.

**Ungicular** (*ung-gwik'-u-lar*) [*unguis*, nail]. Having or pertaining to a claw or nail. Having a length of half an inch.

**Ungiculate** (*ung-gwik'-u-lät*) [*unguis*, nail]. Clawed. Applied to petals that have stalks or claws.

**Unguiferous** (*ung-gwif'-er-us*) [*unguis*, nail; *ferre*, to bear]. Provided with an unguis.

**Unguiform** (*ung'-gwif'-orm*) [*unguis*, nail; *forma*, form]. Shaped like a claw.

**Ungual** (*ung'-gwin-al*) [*unguis*, nail]. Pertaining to a nail, or to the nails.

**Unguirostral** (*ung-gwe-ros'-tral*) [*unguis*, nail; *rostrum*, beak]. In biology, having a nail at the end of the bill, as a duck.

**Unguis** (*ung'-gwis*) [*L.*: *pl.*, *Ungues*]. A claw; the nail of the finger or toe. Also, the lacrymal bone, which is shaped like a finger-nail; also the calcar or hippocampus minor. **Ungues adunci**. See *Oonychogryposis*.

**Ungula** (*ung'-gu-lah*) [*L.*]. 1. A hoof; a claw. 2. In surgery, an instrument for extracting a dead fetus from the womb. 3. In botany, same as *Unguis*.

**Ungular** (*ung'-gu-lar*) [*ungula*, a claw]. Of the character of an ungula.

**Ungulate** (*ung'-gu-lät*) [*ungula*, a hoof]. Having hoofs; applied to certain orders of mammalia.

**Unguligrade** (*ung'-gu-lig-räd*) [*ungula*, hoof; *gradi*, to walk]. Walking upon hoofs.

**Ungulous** (*ung'-gu-lus*) [*ungula*, hoof]. Pertaining to a hoof.

**Uni-** (*u'-ne-*) [*unus*, one]. A Latin prefix denoting one.

**Uniarticulate** (*u-ne-ar-tik'-u-lät*) [*unus*, one; *articulus*, joint]. Having but one joint.

**Uniauriculate** (*u-ne-aw-rik'-u-lât*) [*unus*, one; *auricula*, ear]. Having one ear-like process.

**Uniaxial, Uniaxial** (*u-ne-aks'-al*, *u-ne-aks'-e-al*) [*unus*, one; *axis*, axis]. Having but one axis. Synonym of *Monaxial*.

**Unibasal** (*u-nib-a'-zal*) [*unus*, one; *basis*, base]. Having but one base.

**Unibranchiate** (*u-nib-rang'-ke-ât*) [*unus*, one; *branchiæ*, gills]. Having but one gill.

**Unicapsular** (*u-nik-ap'-su-lar*) [*unus*, one; *capsula*, capsule]. Composed of a single capsule.

**Unicella** (*u-nis-el'-ah*) [*unus*, one; *cella*, cell]. Having one cell. **U. of Nägeli**, in biology, the particles theoretically supposed to compose the *plastidule*, or *gemmule*, *q.v.*

**Unicellate** (*u-nis-el'-ât*) [*unus*, one; *cella*, cell]. One-pronged.

**Unicelled** (*u'-nis-eld*). Same as *Unicellular*.

**Unicellular** (*u-nis-el'-u-lar*) [*unus*, one; *cellula*, dim. of *cella*, a cell]. Composed of single capsule.

**Unicentral** (*u-nis-en'-tral*) [*unus*, one; *centrum*, center]. Having a single center of growth.

**Uniciliate** (*u-nis-il'-e-ât*) [*unus*, one; *cilium*, cilium]. Having one cilium; *uniflagellate*.

**Unicism** (*u'-nis-izm*) [*unicus*, single]. The belief or opinion that there is but a single venereal virus.

**Unicist** (*u'-nis-ist*) [*unicus*, single]. A believer in unicism.

**Unicorn** (*u-nik-orn*) [*unus*, one; *cornu*, horn]. Having a single horn. **U. Root**. See *Aletris*. **U. Uterus**, a uterus with but a single cornu.

**Unicostate** (*u-nik-os'-tât*) [*unus*, one; *costa*, rib]. Having a single rib.

**Unicotyledonous** (*u-nik-ot-il'-e'-do-nus*) [*unus*, one; *cotyledonous*]. In biology, having one cotyledon.

**Unicuspid** (*u-nik-us'-pid*) [*unus*, one; *cuspid*, point]. 1. Having but a single cusp (as a tooth). 2. A tooth with but a single cusp or point.

**Unicuspidate** (*u-nik-us'-pid-ât*) [*unus*, one; *cuspid*, point]. Having but a single point, or cusp; *unicuspid*.

**Unidactyl** (*u-nid-ak'-til*) [*unus*, one; *δάκτυλος*, finger]. Having a single digit.

**Unifacial** (*u-nif-a'-shal*) [*unus*, one; *facies*, a face]. Having only one face.

**Uniflagellate** (*u-nif-laj'-el-ât*) [*unus*, one; *flagellum*, a tail]. In biology, having a single flagellum. See *Monoflagellate*.

**Uniflorous** (*u-nif-lo'-rus*) [*unus*, one; *flos*, flower]. Producing a single flower.

**Unifoliate** (*u-nif-o'-le-ât*) [*unus*, one; *folium*, leaf]. Bearing a single leaf.

**Unifoliate** (*u-nif-o'-le-o-lât*) [*unus*, one; *folium*, a leaf]. In biology, applied to a compound leaf that has but one leaflet, as the leaves of the orange and lemon.

**Unijugate** (*u-ne-ju'-gât*) [*unus*, one; *jugum*, yoke]. In biology, consisting of one pair.

**Unijugous** (*u-ne-ju'-gus*). Same as *Unijugate*.

**Unilabiate** (*u-nil-a-be-ât*) [*unus*, one; *labium*, lip]. Having a single lip.

**Unilateral** (*u-nil-at'-er-al*) [*unus*, one; *latus*, a side]. Pertaining to or affecting but one side. **U. Chorea**. See *Hemichorea*.

**Unilocular** (*u-nil-ok'-u-lar*) [*unus*, one; *loculus*, dim. of *locus*, a place]. Having but one cell or cavity.

**Uninervate** (*u-nin-ur'-vât*) [*unus*, one; *nervus*, nerve]. Having a single rib or midrib.

**Uninterrupted** (*un-in-ter-up'-ted*) [*un*, not; *interrupted*]. Continuous; not broken.

**Uninuclear** (*u-nin-u'-kle-ar*) [*unus*, one; *nucleus*, nucleus]. Having a single nucleus.

**Uniocular** (*u-ne-ok'-u-lar*) [*unus*, one; *oculus*, eye]. With but a single or cyclopean eye.

**Union** (*ün'-yun*) [*unio*, oneness]. The process of joining or uniting two or more parts or things, and the state of being united. See *Healing*. **U.**, Dissolved, the condition, in a fracture, in which the callous is finally dissolved and absorbed. **U. by Granulation**, healing by third intention. **U.**, Primary, healing by first intention. **U.**, Secondary, healing by second intention. **U.**, Vicious, union with deformity.

**Unioval** (*u-ne-o'-val*) [*unus*, one; *ovum*, egg]. Having but one egg.

**Uniovular** (*u-ne-ov'-u-lar*) [*unus*, one; *ovulum*, ovule]. Having a single ovule.

**Unipara** (*u-nip'-ar-ah*) [*unus*, one; *parere*, to bear]. A woman who has borne but one child.

**Uniparous** (*u-nip'-ar-us*) [*unus*, one; *parere*, to produce]. Having borne but one child.

**Unipetalous** (*u-nip-el'-al-us*) [*unus*, one; *πέταλον*, leaf]. Possessing a single petal.

**Unipolar** (*u-nip-o'-lar*) [*unus*, one; *polus*, a pole]. Applied to nerve-cells each having but one process.

**Uniramose, Uniramous** (*u-ne-ra'-mōz*, *u-ne-ra'-mus*) [*unus*, one; *ramus*, branch]. Having but one ramus.

**Unisexual** (*u-nis-eks'-u-al*) [*unus*, one; *sexus*, sex]. Provided with the sexual organs of but one sex.

**Unit** (*u'-nit*) [*unus*, one]. A single thing or value. The lowest integral value. **Ampère**. See *Ampère*. **Calory**: the quantity of heat necessary to raise the temperature of 1 kilogram of water 1° C. is sometimes called the *Great Calory* (when used alone, *calory* is the same as the *great calory*), while that required to raise the temperature of 1 gram 1° C. is called the *Little Calory*.

**Coulomb**. See *Coulomb*. **U. of Current**, a conductor 1 cm. long which, if bent into an arc of 1 cm. radius, will act with a force of 1 degree on a unit magnet pole at the center. **Erg**. See *Unit of Work*. **Ergten**, 10,000,000,000 ergs. **Farad**. See *Farad*. **Foot-pound**, the work expended in raising 1 pound 1 foot, = 13,562,691 ergs. **Horse-power**, 1,980,000 foot-pounds per hour, or 550 foot-pounds per second. **Joule**, 10,000,000 ergs. **U. Magnet Pole**, a magnet having a strength of pole sufficient to repel a similar pole at a distance with a force of 1 degree. **Megalerg**, 1,000,000 ergs. **Ohm**. See *Ohm*. **U.**, **Photometric**, the light emitted by 1 sq. cm. of melted platinum at its solidification-temperature. **U. Quantity of Light**, the quantity of light that falls on a surface of 1 square foot placed at a distance of 1 foot from a standard candle, and so that a normal drawn to the surface at any point passes through the source of light. This unit quantity of light is termed a *candle-foot*. **Us.**, **Herbert Spencer's Physiologic**. See under *Physiologic*. **U. of Time**, 1 second. **Watt**, 10 megalergs per second. **U. of Work**, the **Erg**, or the work done in raising 1.981 gram, = 1 **Dyne**, to the height of 1 centimeter. **Volt**. See *Volt*. See, also, *Metric System*, and *Weights and Measures*.

**Unitary** (*u'-nit-a-rie*) [*unus*, one]. Pertaining to or having the qualities of a unit. Also, pertaining to monsters having the organs of a single individual.

**Univalence** (*u-niv'-al-ens*) [*unus*, one; *valere*, to be worth]. The state of being univalent.

**Univalent** (*u-niv'-al-ent*) [*unus*, one; *valere*, to be worth]. In *chemistry*, having a valence of one; capable of replacing a single hydrogen atom in combination.

**Univalve** (*u'-niv-alv*) [*unus*, one; *valva*, valve]. Provided with a single valve.

**Universal** (*u-niv-ur'-sal*) [*universalis*]. General. **U. Joint**, a ball-and-socket joint, movable in any direction.



**University** (*u-niv'-u-sit-e*) [*universitas*, the whole]. A collection of colleges, each having a special curriculum of studies, under one academic government.

**Unna's Paste.** A paste for extensive eczematous patches. It consists of oxid of zinc, 1 ounce; mucilage of acacia and glycerin, each 2 ounces. It is applied with a brush several times a day. **Unna, Seb-orrhea of.** See *Seborrhea*.

**Unnatural** (*un-nat'-u-ral*) [*un*, not; *natura*, nature]. Not according to nature. **U. Offences,** the gratifying of the sexual appetite by methods other than the usual. See *Sodomy, Bestiality, Tribadism, Sexual Perversion, Homosexuality, Necrophilism, Masochism, Sadism*.

**Unoculus** (*u-nok'-u-lus*). Synonym of *Unioocular*.

**Unorganized** (*un-or'-gan-izd*) [*un*, not; *ὄργανον*, organ]. Without organs, but not necessarily lifeless.

**Unsaturated** (*un-sat'-u-ra-ted*) [*un*, not; *saturare*, to saturate]. A qualification applied to carbon compounds that are capable of saturating two valence units.

**Unsound** (*un-sound'*) [ME., *unsound*, unsound]. Not healthy; diseased.

**Unsoundness** (*un-sound'-nes*) [ME., *unsound*, unsound]. The state of being unsound. **U. of Mind,** incapacity to govern one's affairs.

**Unstratified** (*un-strat'-if-id*) [*un*, not; *stratum*, stratum]. Not arranged in strata or layers.

**Unsymmetric** (*un-sim-et'-rik*) [*un*, not; *symmetric*]. Lacking in symmetry; having unequal arrangement.

**U. Kidney.** See *Kidney*.

**Unwell** (*un-well'*) [*un*, not; *well*]. 1. Ill; sick. 2. Menstruating.

**Unwhole** (*un-hōl'*) [ME., *unhol*, not whole]. Not sound; infirm.

**Unwholesome** (*un-hōl'-sum*) [ME., *unholsum*, unwholesome]. Insalubrious; unhealthful.

**Upas** (*u'-pas*) [Malay, *upas*, poison]. A name applied to several trees found in the East Indies and containing a poisonous principle probably identical with strychnin. It is used as an arrow-poison. **U. antiar,** Javanese arrow-poison; it acts directly on the vasomotor centers.

**Urachal** (*u'-ra-kal*) [*οὐραχός*, urachus]. Pertaining to the urachus.

**Urachus** (*u'-ra-kus*) [*οὐραχός*, the urinary canal of a fetus; *pl.*, *Urachi*]. The prolongation of the fusiform vesicle formed by the dilatation of the embryonic portion of the allantois: the allantoic stalk.

**Uracratia** (*u-ra-kra'-she-ah*). See *Enuresis*.

**Uracyl** (*u'-ra-sil*) [*οὐρον*, urine],  $C_4H_4N_2O_2$ . The ureid of  $\beta$ -oxyacrylic acid; only known in the form of its derivatives.

**Uræmatin** (*u-rem'-at-in*). See *Urohematin*.

**Uræmia** (*u-re'-me-ah*). See *Uremia*.

**Uræmic** (*u-re'-mik*). See *Uremic*.

**Ural** (*u'-ral*). 1. See *Uralium*. 2. See *Caudal*.

**Urali** (*u-ra'-le*). Synonym of *Curare*.

**Uralium** (*u-ra'-le-un*) [*οὐρον*, urine; *gen.*, *Uralii*]. Ural. Chloral-urethane,  $CCl_3CH:OH.NHCO_2C_2H_5$ . A combination of chloral hydrate and urethane, discovered in 1889. An excellent hypnotic, but very bitter. Dose gr. x-xx. Unof.

**Uramil** (*u'-ram-il*),  $C_7H_5N_3O_3$ . Amido-barbituric acid, obtained by boiling alloxanthin with an ammonium-chlorid solution. It occurs in colorless, shining needles, which redden on exposure, and are but slightly soluble in water.

**Uranalysis** (*u-ran-al'-is-is*) [*οὐρον*, urine; *ἀνάλυσις*, analysis]. Urine-analysis.

**Uraniscochasma** (*u-ran-is-ko-kaz'-mah*) [*οὐρανίσκος*, the roof of the mouth; *χασμά*, chasm]. Cleft palate.

**Uranisconitis** (*u-ran-is-ko-ni'-tis*) [*οὐρανίσκος*, the roof of the mouth; *τις*, inflammation]. Inflammation of the uraniscus, or palate.

**Uraniscoplasty** (*u-ran-is'-ko-plas-te*) [*οὐρανίσκος*, palate; *πλάσσειν*, to form]. Plastic operation for the repair of cleft palate.

**Uraniscorrhaphy** (*u-ran-is-kor'-af-e*) [*οὐρανίσκος*, palate; *ῥαφή*, suture]. Suture of a palatal cleft.

**Uraniscus** (*u-ran-is'-kus*) [*οὐρανίσκος*]. The roof of the mouth.

**Uranium** (*u-ra'-ne-un*) [*Uranus*, Uranus].  $U = 120$ ; quantivalence 11. A metal occurring in pitchblende and other minerals. The nitrate, a freely soluble, astringent salt, and an irritant poison, is used in diabetes and as a throat-spray. Dose gr. ss-v. Unof. The oxid is employed to give a fluorescent yellow to glass.

**Uranocoloboma** (*u-ran-o-ko'-o-bo'-mah*) [*οὐρανός*, the roof of the mouth; *coloboma*]. Cleft palate.

**Uranomania** (*u-ran-o-ma'-ne-ah*) [*οὐρανός*, heaven; *μανία*, madness]. Religious mania with exaltation.

**Uranoplastic** (*u-ran-o-plas'-tik*) [*οὐρανός*, palate; *πλάσσειν*, to form]. Belonging or pertaining to uranoplasty.

**Uranoplasty** (*u'-ran-o-plas-te*). Same as *Uraniscoplasty*. See *Avery's, Beaufils', Blasius', Davies-Colley's, Krimer's, Langenbeck's, Rotter's, Smith's, Thiersch's*, and *Warren's Operations, in Operations, Table of*.

**Uranorrhaphy** (*u-ran-or'-af-e*). See *Uraniscorrhaphy*.

**Uranoschisis** (*u-ran-os'-kis-is*) [*οὐρανός*, vault; *σχίσις*, a cleft]. Cleft palate.

**Uranostaphylorrhaphy** (*u'-ran-o-staf-il-or'-af-e*) [*οὐρανός*, vault; *staphylorrhaphy*]. Same as *Uraniscorrhaphy*.

**Uranostomatotomy** (*u-ran-o-sto-mat-os'-ko-pe*) [*οὐρανός*, vault; *στόμα*, mouth; *σκοπεῖν*, to inspect]. Diagnostic, or professional, inspection of the roof of the mouth.

**Urao** (*u-ra'-o*). See *Trona*.

**Urapostema** (*u-rap-os'-tem-ah*) [*οὐρον*, urine; *apostema*]. An abscess containing urine.

**Urare, Urari** (*u-rah'-re*). See *Curare*.

**Urarin** (*u-rah'-rin*). Same as *Curarine*.

**Urarthritis** (*u-rah-thri'-tis*). See *Arthritis urtica*.

**Urate** (*u'-rat*) [*οὐρον*, urine]. Combination of uric or lithic acid with a base. It is present in normal urine.

**U.-cells.** In biology, the cells containing doubly refractive granules and uric acid; they are found in the photogenic plate of *Lamprolaima*. (Schulze.) **U.-test,** heat the upper part of a column of turbid urine; if the turbidity be due to urates it will clear up; or, add potassium hydrate, and the sediment of urates will dissolve.

**Uratic** (*u-rat'-ik*) [*οὐρον*, urine]. Pertaining to or characterized by urates. **U. Diathesis,** a condition in which there is a tendency to the deposition of urates in the joints and elsewhere; a tendency to gout.

**Uratoma** (*u-rat-o'-mah*) [*οὐρον*, urine; *ῥμα*, tumor; *pl.*, *Uratomata*]. A tophus, or uratic calculus, formed in any tissue.

**Uratosis** (*u-rat-o'-sis*) [*οὐρον*, urine]. A diseased condition, characterized by the deposition of urates.

**Uraturia** (*u-rat-u'-re-ah*) [*οὐρον*, urine]. A condition in which there is an increase of urates in the urine.

**Urbanization** (*ur-ban-iz-a'-shun*) [*urbs*, a city]. A term devised to express the tendency of modern society to develop into cities at the expense of the country population, with a consequent influence upon disease, the death-rate, etc.

**Urbantschitsch's Method.** A method for the introduction of the Eustachian catheter.

**Urceolate** (*ur'-se-o-lat'*) [*urceolus*, a little pitcher or urn].

In biology, pitcher-shaped, urn-shaped.

**Urceolus** (*ur'-se'-o-lus*) [*urceolus*, a little pitcher: *pl.*, *Urceoli*]. In biology, an urn-shaped structure, as the zoöthecium of a rotifer.

**Urea** (*u-re'-ah*) [*ούρον*, urine],  $\text{CO}(\text{NH}_2)_2$ . The chief solid constituent of urine, and principal nitrogenous end-product of tissue-metamorphosis; a carbamid, derived mainly from the decomposition of uric acid. It was first obtained artificially in 1832 by Wöhler.

**U.-ferment**, an enzyme existing in mucous urine passed in inflammatory conditions of the bladder. **U., Test for**, concentrate urine to syrupy consistence by evaporation, and add nitric acid. The nitrate of urea will form a crystalline precipitate of rhombic plates. The quantity may be accurately estimated by Fowler's method, by that of Russell and West, by Liebig's volumetric method, or by Lyon's apparatus. See *Hypobromite Method*.

**Ureal** (*u'-re-al*) [*ούρον*, urine]. Pertaining to or containing urea.

**Urechites suberecta** (*u-rek'-it-tēz sub-e-rek'-tah*). See *Savanna Flower*.

**Urechitin** (*u-rek'-it-in*),  $\text{C}_{28}\text{H}_{42}\text{O}_8$ . A poisonous glucosid from *Urechites suberecta*. Unof.

**Urechitoxin** (*u-rek'-it-oks'-in*) [*urechites*; *τούξικον*, poison],  $\text{C}_{13}\text{H}_{20}\text{O}_5$ . A highly poisonous principle from the leaves of *Urechites suberecta*. Unof.

**Urechysis** (*u-rek'-is-is*) [*ούρον*, urine; *ἐκχυσίς*, an effusion]. An effusion of urine into areolar tissue.

**Uredema** (*u-re-de'-mah*) [*ούρον*, urine; *οίδημα*, a swelling]. A tumefaction arising from the distention of a tissue or cavity by the escape of urine.

**Uredinous** (*u-red'-in-us*) [*L.*, a blight]. Affected with uredo.

**Uredo** (*u-re'-do*) [*uredo*, a blight]. 1. A form, genus, or stage in the life-cycle of certain fungi (*Uredineæ*). 2. See *Urticaria*. **U.-gonidium**. Same as *Uredo-spore*.

**Uredoform** (*u-re'-do-form*) [*uredo*, blight; *forma*, form]. The form assumed by a fungus of the class *Uredineæ* at the stage in which uredospores are produced.

**Uredospore** (*u-re'-do-spōr*) [*uredo*, blight; *σπορά*, seed]. A peculiar spore, borne on erect basids, springing from cushion-like masses of mycelial hyphæ situated beneath the epiderm of the host-plant by parasitic uredinous fungi.

**Uredosporic** (*u-re-do-spōr'-ik*) [*uredo*, blight; *σπορά*, spore]. Pertaining to a uredospore.

**Ureid** (*u'-re-id*) [*ούρον*, urine]. A compound of urea and an acid radicle.

**Urelosis** (*u-rel-ko'-sis*) [*ούρον*, urine; *ἐλκωσίς*, ulceration]. Ulceration of the urethra or urinary organs.

**Uremia** (*u-re'-me-ah*) [*ούρον*, urine; *αἷμα*, blood]. The combination of symptoms due to the retention in the blood of excrementitious substances normally excreted by the kidneys.

**Uremic** (*u-rem'-ik*) [*ούρον*, urine; *αἷμα*, blood]. Due to or characterized by uremia.

**Ureometer** (*u-re-om'-et-er*) [*ούρον*, urine; *μέτρον*, measure]. An instrument for measuring the quantity of urea in urine.

**Ureometry** (*u-re-om'-et-re*) [*ούρον*, urine; *μέτρον*, measure]. The quantitative determination of urea.

**Ureorrhæa** (*u-re-or-e'-ah*) [*ούρον*, urine; *ροία*, a flow]. Polyuria; an increased flow of urine.

**Uresiesthesis** (*u-res-e-es'-the-sis*) [*ούρησις*, urination; *αἴσθησις*, sensation]. Constant desire to urinate.

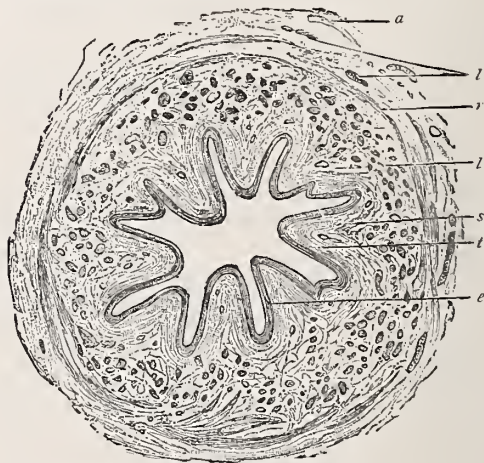
**Uresis** (*u-re'-sis*) [*ούρησις*]. Same as *Urination*.

**-uret** (*-u'-ret*). In chemistry, a suffix formerly used to denote a binary compound of carbon, sulphur, etc.,

with another element. In modern chemistry the suffix *id* is used.

**Uretal** (*u-re'-tal*). Same as *Ureteric*.

**Ureter** (*u-re'-ter*) [*ούρητήρ*; *οὐρέειν*, to urinate]. The canal or tube conveying the urine from the pelvis of the kidney to the bladder.



TRANSVERSE SECTION OF LOWER PART OF HUMAN URETER.

*e.* Transitional epithelium. *s.* Submucosa. *l* and *r.* Longitudinal and circular smooth muscular fibers. *t.* Tunica propria. *a.* Adventitia.  $\times 15$ . (From Stirling.)

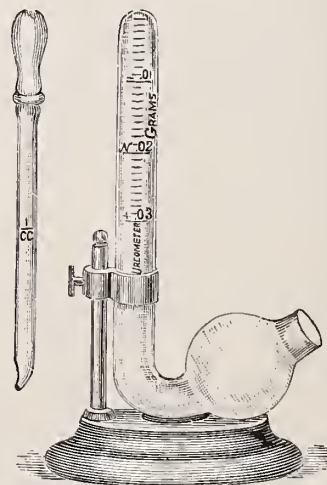
**Ureteral** (*u-re'-ter-al*) [*ούρητήρ*, ureter]. Pertaining to the ureter.

**Ureteralgia** (*u-re-ter-al'-je-ah*) [*ούρητήρ*, ureter; *ἄλγος*, pain]. Any pain in the ureters.

**Ureterectomy** (*u-re-ter-ek'-to-me*) [*ούρητήρ*, ureter; *ἐκτομή*, excision]. Excision of the ureter.

**Ureteric** (*u-re-ter'-ik*) [*ούρητήρ*, ureter]. Pertaining to the ureters or to a ureter.

**Ureteritis** (*u-re-ter-i'-tis*) [*ούρητήρ*, ureter; *ιτις*, inflammation]. Inflammation of a ureter.



UREOMETER OF DORENUS.

**Uretero-cystostomy**, **Uretero-cystoneostomy** (*u-re'-ter-o-sis-tos'-to-me*, *u-re'-ter-o-sis-to-ne-os'-to-me*) [*ούρη-*



τήρ, ureter; κύστις, bladder; στόμα, mouth]. The establishment of an artificial communication between a ureter and the bladder.

**Ureterodialysis** (*u-re-ter-o-di-al'-is-is*) [οὐρητήρ, ureter; διάλυσις, dialysis]. Rupture of the ureter.

**Ureterolith** (*u-re'-ter-o-lith'*) [οὐρητήρ, ureter; λίθος, stone]. Calculus in the ureter.

**Ureterolithiasis** (*u-re-ter-o-lith-i'-as-is*) [οὐρητήρ, ureter; λιθίασις, lithiasis]. The presence of a calculus in the ureter.

**Ureterolysis** (*u-re-ter-ol'-is-is*) [οὐρητήρ, ureter; λύσις, a loosening]. Same as *Utero-dialysis*.

**Ureterophlegma** (*u-re-ter-o-fleg'-mah*) [οὐρητήρ, ureter; φλέγμα, phlegm]. Accumulation of mucus in the ureter.

**Ureterophlegmasia** (*u-re-ter-o-fleg-ma'-ze-ah*). Synonym of *Ureteritis*.

**Ureteropyosis** (*u-re-ter-o-pi-o'-sis*) [οὐρητήρ, ureter; πύον, pus]. Purulent inflammation of the ureter.

**Ureterorrhagia** (*u-re-ter-or-a'-je-ah*) [οὐρητήρ, ureter; ῥηγνύναι, to burst forth]. Hemorrhage from the ureter.

**Ureterorrhaphy** (*u-re-ter-or'-af-e*) [οὐρητήρ, ureter; ράφη, seam]. Suture of the ureter.

**Ureterostegnosis** (*u-re-ter-o-steg-no'-sis*) [οὐρητήρ, ureter; στέγνωσις, stenosis]. Stenosis or constriction of the ureter.

**Ureterostenoma** (*u-re-ter-o-ste-no'-mah*) [οὐρητήρ, ureter; στένωμα, a contraction]. Narrowing of the ureter.

**Ureterostoma** (*u-re-ter-os'-to-mah*) [οὐρητήρ, ureter; στόμα, mouth]. The renal or the cystic opening or mouth of the ureter.

**Ureterostomy** (*u-re-ter-os'-to-me*) [οὐρητήρ, ureter; στόμα, mouth]. The formation of a ureteral fistula.

**Ureterotomy** (*u-re-ter-ot'-o-me*) [οὐρητήρ, ureter; τομή, cutting]. Incision of the ureter.

**Uretero-ureterostomy** (*u-re'-ter-o-u-re-ter-os'-to-me*) [οὐρητήρ, ureter; στόμα, mouth]. The establishment of an artificial communication between one ureter and another, or between different parts of the same ureter.

**Uretero-uterine** (*u-re-ter-o-u'-ter-in*) [οὐρητήρ, ureter; uterus, uterus]. Belonging to both ureter and uterus.

**Uretero-vaginal** (*u-re-ter-o-vaj'-in-al*) [οὐρητήρ, ureter; vagína, vagina]. Belonging to both ureter and vagina.

**Urethane** (*u'-re-than*) [οὐρον, urine; ether],  $\text{NH}_2\text{CO}_2\text{C}_2\text{H}_5$ . Ethyl Carbamate. A hypnotic and antipyretic. A decided antagonist to strychnin and other tetanizers. It has yielded excellent results in convulsions and in tetanus. In very large doses it is toxic. Dose gr. xx-lx. Unof. In a wider sense, any ester of carbamic acid may be called a urethane. Urethanes are crystalline, volatile bodies, soluble in alcohol, in ether, and in water.

**Urethra** (*u-re'-thrah*) [οὐρήθρα, urethra]. The excretory canal of the bladder, extending from the neck of the bladder to the meatus urinarius. It is divided in the male into a prostatic portion, a membranous portion, and a spongy portion, and is from 8 to 9 inches long. In the female it is about  $1\frac{1}{2}$  inches in length.

**Urethral** (*u-re'-thrah*) [οὐρήθρα, urethra]. Pertaining to the urethra. **U. Crest.** See *Verumontanum*. **U. Fever.** A series of febrile reactions that may follow the introduction of a catheter or bougie into the bladder. When not due to actual traumatism, it is a neurotic condition apparently produced by a kind of shock following an unwonted local stimulus.

**Urethralgia** (*u-re-thrah'-je-ah*) [οὐρήθρα, urethra; ἄλγος, pain]. Pain in the urethra.

**Urethratresia** (*u-re-thrah-re'-ze-ah*) [οὐρήθρα, urethra; atresia]. Imperforate urethra.

**Urethremorrhagia** (*u-re-threm-or-a'-je-ah*) [οὐρήθρα, urethra; αἷμα, blood; ῥηγνύναι, to burst forth]. Hemorrhage from the urethra.

**Urethritis**, **Urethritismus** (*u'-re-thrizm, u-re-thriz'-mus*) [οὐρήθρα, urethra]. Urethral irritability.

**Urethritic** (*u-re-thrit'-ik*) [οὐρήθρα, urethra; ιτις, inflammation]. Pertaining to or of the nature of urethritis.

**Urethritis** (*u-re-thri'-tis*) [οὐρήθρα, urethra; ιτις, inflammation]. Inflammation of the urethra. **U., Anterior**, that affecting the penile portion of the urethra. **U. catarrhalis**, simple non-specific urethritis. **U. granulosa**, chronic urethritis with urethral granulations. **U. membranacea**, chronic urethritis with the formation of membranes in the urethra. **U., Posterior**, inflammation of the prostatic and membranous portions of the urethra. **U., Specific.** See *Gonorrhea*. **U. venerea.** See *Gonorrhea*.

**Urethrito-syphilis** (*u-re-thri-to-sif'-il-is*) [οὐρήθρα, urethra; ιτις, inflammation; syphilis, syphilis]. Gonorrhea accompanied by syphilis.

**Urethrocele** (*u-re'-thro-sel*) [οὐρήθρα, urethra; κήλη, a tumor]. A pouch-like thickening of the wall of the urethra in females.

**Urethrocystitis** (*u-re'-thro-sis-ti'-tis*) [οὐρήθρα, urethra; κύστις, bladder; ιτις, inflammation]. Urethritis associated with cystitis.

**Urethrogram** (*u-re'-thro-graf*) [οὐρήθρα, urethra; γράφειν, to record]. A recording urethrometer.

**Urethrometer** (*u-re'-throm'-et-er*) [οὐρήθρα, urethra; μέτρον, measure]. An instrument for determining the caliber of the urethra or for measuring the lumen of a stricture.

**Urethrophraxis** (*u-re-thro-fraks'-is*) [οὐρήθρα, urethra; φράξις, a blocking]. Urethral obstruction.

**Urethroplastic** (*u-re-thro-plas'-tik*) [οὐρήθρα, urethra; πλάσσειν, to form]. Pertaining to or of the nature of urethroplasty.

**Urethroplasty** (*u-re'-thro-plas-te*) [οὐρήθρα, urethra; πλάσσειν, to form]. Plastic operation upon the urethra.

**Urethrorrhagia** (*u-re-thror-a'-je-ah*) [οὐρήθρα, urethra; ῥηγνύναι, to burst forth]. 1. Hemorrhage from the urethra. 2. A gonorrheal or gleet discharge from the urethra.

**Urethrorrhaphy** (*u-re-thror-af-e*) [οὐρήθρα, urethra; ράφη, seam]. The closure with sutures of an abnormal opening into the urethra.

**Urethrorrhea** (*u-re-thror-e'-ah*) [οὐρήθρα, urethra; ροία, a flow]. Any morbid discharge from the urethra.

**Urethroscope** (*u-re'-thro-skōp*) [οὐρήθρα, urethra; σκοπεῖν, to examine]. An instrument to dilate the urethra and to allow inspection of its lining membrane.

**Urethroscopy** (*u-re-thros'-ko-pe*) [οὐρήθρα, urethra; σκοπεῖν, to view]. Inspection of the mucous membrane of the urethra.

**Urethrospasm** (*u-re'-thro-spazm*) [οὐρήθρα, urethra; σπασμός, spasm]. A spasmodic stricture of the urethra.

**Urethrostenosis** (*u-re'-thro-ste-no'-sis*) [οὐρήθρα, urethra; στένωσις, a constriction]. Stricture of the urethra.

**Urethrostomy** (*u-re-thros'-to-me*) [οὐρήθρα, urethra; στόμα, mouth]. Perineal section with permanent fixation of the membranous urethra in the perineum.

**Urethrotome** (*u-re'-thro-tōni*) [οὐρήθρα, urethra; τομή, a cutting]. A cutting instrument used in urethrotomy. **U., Dilating**, a combined urethrotome and dilator.

**Urethrotomic** (*u-re-thro-tom'-ik*) [οὐρήθρα, urethra; τομή, a cutting]. Pertaining to urethrotomy.

**Urethrotomy** (*u-re-throt'-o-me*) [*οὐρήθρα*, urethra; *τέμνειν*, to cut]. Incision of the urethra for stricture by a urethrotome or other instrument. **U., Cock's External**, laying open the perineum without a guide, for an impervious stricture of the urethra. **U., External**, incision of the urethra through its external wall. **U., Internal**, incision of urethral stricture by a blade introduced into its lumen. **U., Syme's External**, an operation in which an incision is made through the perineum upon a grooved director passed through the stricture. **U., Wheelhouse's External**, an operation in which an opening is made into the urethra anterior to the stricture and a grooved director is passed through it into the bladder and the stricture divided. See, also, *Operations, Table of*.

**Urethro-vaginal** (*u-re'-thro-vaj'-in-al*) [*οὐρήθρα*, urethra; *vagina*, vagina]. Pertaining to the urethra and the vagina.

**Urethro-vesical** (*u-re-thro-ves'-ik-al*) [*οὐρήθρα*, urethra; *vesica*, bladder]. Pertaining to the urethra and the bladder.

**Uretic** (*u-ret'-ik*) [*οὐρητικός*]. 1. Pertaining to urine; stimulating the flow of urine. 2. An agent or medicine that stimulates the flow of urine.

**Urginea** (*ur-jin'-e-ah*) [*urgere*, to press]. A genus of liliaceous plants. **U. scilla**, the plant that produces the official squill. See *Scilla*.

**Uric** (*u'-rik*) [*urina*, urine]. Derived from or belonging to the urine. **U. Acid**, one of a series of three substances ( $C_5H_4N_4O = \text{hypoxanthin}$ ;  $C_5H_4N_4O_2 = \text{xanthin}$ ;  $C_5H_4N_4O_3 = \text{uric acid}$ ), each differing from the preceding by an atom of oxygen. Horbaczewski has indicated the possibility of the formation of uric acid from the nuclei of cells.

**Uricacidemia** (*u-rik-as-id-e'-me-ah*) [*urina*, urine;

*acidus*, acid; *αἷμα*, blood]. The presence of a demonstrable amount of uric acid in the blood. It is said to produce various nervous symptoms, such as headache; according to Haig, it is responsible for many and varied phenomena.

**Uricedin** (*u-re-se'-din*) [*urina*, urine]. A new proprietary remedy suggested for the treatment of gout. It is said to dissolve uric acid. It is a white, granular substance, readily soluble in water. After its administration the urine is capable of dissolving, *in vitro* or on a uric-acid filter, large quantities of uric acid.

**Uricemia, Uricæmia** (*u-ris-e'-me-ah*) [*urina*, urine; *αἷμα*, blood]. The presence of uric acid in the blood on account of the failure of the red blood-corpuscles to oxidize the acid; lithemia. See *Uricacidemia*.

**Uridrosis** (*u-rid-ro'-sis*) [*urina*, urine; *ἰδρως*, sweat]. *Sudor urinosus*, a pathologic condition characterized by the presence of urea in the sweat. It is noticeable in cholera, uremia, atrophy of the kidneys, and in some cases of artificially induced diaphoresis. **U. crystallina**, a condition in which the salines of the sweat, together with elements of the urine, crystallize upon the skin in reddish-white granules.

**Urinaccelerator** (*u-rin-ak-sel'-er-a-tor*) [*urina*, urine; *accelerare*, to accelerate]. The accelerator urinæ. See *Muscles, Table of*.

**Urinal** (*u'-rin-al*) [*urina*, urine]. A vessel for receiving urine.

**Urinalysis** (*u-rin-al'-is-is*) [*urina*, urine; *λύσις*, loosening]. The analysis of the urine.

**Urinary** (*u'-rin-a-re*) [*urina*, urine]. Pertaining to the urine. **U. Bladder**. See *Bladder*. **U. Calculus**, a stony concretion found in the urinary passages. A table of the different varieties of urinary calculi is appended:—

## ANALYSIS OF URINARY CALCULI.

INCINERATION.	MUREXID TEST.	FINAL TEST.	NATURE OF CALCULUS.
Melts and leaves a fixed residue.	Purple color.	Yellow flame when burned.	Sodium urate.
Melts and leaves a fixed residue.	Purple color.	Violet flame when burned.	Potassium urate.
Melts and leaves a fixed residue.	No purple color.	Dissolve residue in acetic acid; add ammonia in excess—white, crystalline precipitate.	Ammonio-magnesium phosphate.
Melts and leaves a fixed residue.	No purple color.	Residue insoluble in acetic acid. Dissolve in HCl; add ammonia—white precipitate.	Calcium phosphate.
Does not melt, but leaves a fixed residue.	Purple color.	Dissolve residue in dilute HCl; add ammonia until alkaline, then ammonium-carbonate solution. (a) White precipitate. (b) No precipitate, but hydric soldic phosphate causes white, crystalline precipitate.	Calcium urate. Magnesium urate.
Does not melt, but leaves a fixed residue.	No purple color.	Residue dissolved in water is not alkaline. Dissolves in HCl without effervescence. Ammonia in excess causes a white precipitate.	Calcium phosphate.
Does not melt, but leaves a fixed residue.	No purple color.	The calculus is insoluble in acetic acid, but the residue dissolves with effervescence. The calculus dissolves with effervescence in acetic acid.	Calcium oxalate. Calcium carbonate.
No fixed residue.	Purple color.	Mix powder with lime and moisten. (a) Ammonia is evolved and red litmus paper becomes blue in the vapor. (b) No ammonia.	Ammonium urate. Uric acid.
No fixed residue.	No purple color.	Nitric-acid solution grows yellow with evaporation. Residue insoluble in potassium carbonate.	Xanthin.
No fixed residue.	No purple color.	Nitric-acid solution turns dark-brown. Residue soluble in ammonia.	Cystin.
No fixed residue.	No purple color.	The soft calculus grows brown when dry and soft again with heat. Soluble in ether and residue grows violet on heating. Soluble in nitric acid, with slight bubbling; no change of color.	Urostealth.



**U. Canal**, a primitive urinary passage. **U. Cast**, a tube-cast. **U. Organs**, the organs concerned in the secretion and excretion of the urine. They include the kidneys, bladder, ureters, and urethra. **U.**

**Sediment**, the deposit of sabulous and other material left after urine has been allowed to stand for some hours in a vessel. A table of the principal materials that may be found in urinary sediment is appended:—

TABLE OF URINARY SEDIMENTS.

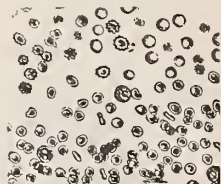

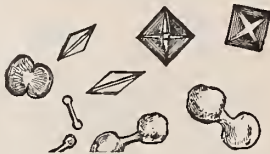
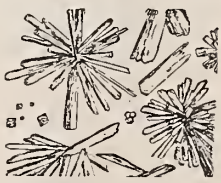


VARIETY.	GROSS APPEARANCES AND CHARACTERS.	MICROSCOPIC FEATURES.	TESTS.	SIGNIFICANCE.	ILLUSTRATIONS. (After Tyson, Casselman, Landois, Beale, and von Jaksch.)
Blood.	A flocculent, red deposit.	Blood-corpuscles.	Equal parts of tincture guaiac and mature oil turpentine or ozonic ether cause green line at junction with urine.	Disease of kidney, bladder, or urethra.	
Calcium carbonate.	Whitish sediment (rare); urine alkaline.	Amorphous granules; small spheric or dumb-bell crystals.	Soluble in acids, with effervescence.	No special significance.	
Calcium oxalate.	Cloudy, whitish, often highly refracting sediment.	Transparent, refracting octahedra. Sometimes "dumb-bell" shaped.	Soluble in mineral acids, not in acetic.	Vegetable diet, especially rhubarb; oxaluria; often with uric acid in lithemia.	
Calcium phosphate.	Whitish or yellowish sediment; urine feebly acid or alkaline.	Amorphous granules, or wedge-shaped crystals, separate or in roset-like clusters.	Insoluble by heat; soluble in acetic or mineral acids.	Phosphaturia; dyspepsia; alkaline fermentation.	
Calcium sulphate.	Not distinctive; rare; urine acid.	Elongated, transparent needles or tablets.	Insoluble in ammonia or acids.	No special significance.	
Cholesterin.	Not distinctive; very rare; urine alkaline.	Large, transparent plates, often superimposed; one corner frequently defective.	The microscopic appearances.	Pyelitis, cystitis, etc.	

TABLE OF URINARY SEDIMENTS.—*Continued.*

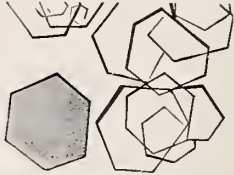


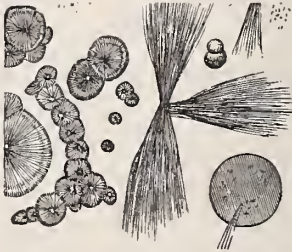



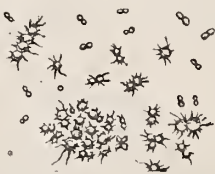
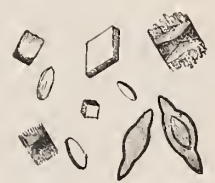
VARIETY.	GROSS APPEARANCES AND CHARACTERS.	MICROSCOPIC FEATURES.	TESTS.	SIGNIFICANCE.	ILLUSTRATIONS. (After Tyson, Casselman, Landois, Beale, and von Jaksch.)
Cystin.	White or yellowish-gray deposit; rare; acid, neutral, or alkaline urine.	Six-sided plates, often superimposed.	Crystals burn on platinum with a bluish-green flame without melting; if heated with caustic potash on silver plate leave a permanent, dark stain.	Cystinuria may be an hereditary and insignificant condition; or it may indicate the presence of a cystinestone in the kidney.	
Hippuric acid.	Not distinctive; whitish deposit; urine acid.	Four-sided prisms with two or four beveled edges at the ends.	Dissolved in ammonia, but not in hydrochloric acid.	Diet of cranberries and other vegetables; administration of benzoic acid; in diabetes.	
Indigo.	Amorphous fragments or concretions of blue color; urine alkaline or acid.	Amorphous granules, fine needles, and crystals of a blue color.	The color is distinctive.	In decomposing urine.	
Leucin and tyrosin.	Usually a bile-stained deposit; often scanty; rare; urine acid.	<i>Leucin</i> : Yellowish, highly refracting spheres, containing radiating lines. <i>Tyrosin</i> : "Needles" arranged in "sheafs."	<i>Leucin</i> : Heating with protonitrate of mercury in solution deposits metallic mercury. <i>Tyrosin</i> : Crystals dissolved in hot water, and treated with mercuric nitrate and nitrate of potassium, giving a red solution and red precipitate.	Destruction of liver; especially acute yellow atrophy, and phosphorus poisoning.	
Magnesium phosphate.	Not distinctive; rare; urine concentrated, but feebly acid or alkaline.	Large, strongly refracting plates, in the shape of elongated rhombic tablets.	Soluble in acetic acid, reprecipitated by carbonate of sodium.	No special significance.	
Mucin.	Cloudy turbidity or a viscid, gelatinous sediment.	Epithelium and leukocytes, held in a stringy, transparent mass.	Acetic acid causes cloudiness or precipitate.	Genito-urinary catarrh, especially cystitis.	
Phosphates, Triple—Ammonio-magnesium phosphate.	Heavy, white deposit; urine feebly acid or alkaline.	Triangular prisms with beveled edges—"coffin lids." Also feathery, star shapes, and other forms.	Insoluble by heat. Soluble in acetic or mineral acids.	Dyspepsia; alkaline fermentation of urine; cystitis.	



TABLE OF URINARY SEDIMENTS.—*Continued.*

VARIETY.	GROSS APPEARANCES AND CHARACTERS.	MICROSCOPIC FEATURES.	TESTS.	SIGNIFICANCE.	ILLUSTRATIONS. (After Tyson, Casselman, Landois, Beale, and von Jaksch.)
Pus.	Compact, thick, viscid sediment; urine acid or alkaline.	Degenerated leucocytes.	The dark-red color of pus-corpuscles on adding iodo-potassic-iodid solution.	In acid urine, with uric acid and no mucus; pyelitis; or alkaline urine with triple phosphates: cystitis.	
Tyrosin.	See <i>Leucin</i> .				
Urates of sodium, ammonium, and potassium. (The illustration is of ammonium urate.)	"Brick-dust" deposit, the color due to the color of the urine. Dissolved and cleared by heating. Urine acid; sometimes alkaline.	Amorphous granules. Ammonium urate appears as spheric crystals surrounded by spicules—"hedg-hog crystals."	Dissolved by heat or oil adding acids.	Lithemic and rheumatic diathesis. Fever. Ammonium urate occurs when an acid urine is undergoing alkaline fermentation.	
Uric acid.	Small grains, resembling red pepper; urine acid.	Crystals of various shapes colored brownish-red by the urinary pigments. The commonest form resembles a whetstone.	The crystals dissolve in caustic potash. The murexid-test produces a purple color.	Lithemic or rheumatic diathesis.	
Xanthin.	Not distinctive; urine acid; very rare.	"Whetstone" crystals.	Insoluble in acetic acid; soluble in ammonia.	Xanthin-stone in the kidney.	<i>H. Beuce Jones once found this substance in the urine of a lad who had three years previously exhibited the symptoms of renal colic. It was seen in the sediment in the form of whetstone crystals, which were insoluble in acetic acid and soluble in ammonia (thus distinguished from uric acid).—Von Jaksch.</i>

**Urine** (*u'-rin-āt*) [*urina*, urine]. To evacuate urine from the bladder.

**Urination** (*u-rin-a'-shun*) [*urina*, urine; *urinare*, to urinate]. The act of voiding urine.

**Urine** (*u'-rin*) [*urina*, urine]. The excretion of the kidneys. The urine in health has an amber color, a slightly acid reaction, a faint odor, a saline taste, and a specific gravity of about 1018. The average quantity excreted in 24 hours, in health, is about three pints. The constitution and the amount of the urine are modified considerably by the food and drink taken, also by drugs, temperature, occupation, etc. **U.**, **Anemic**, the urine in anemia. **U.**, **Black**, urine containing melanin. **U.**, **Chylous**, a milky urine due to the presence of fat or chyle. **U.**, **Diabetic**, urine passed in diabetes, containing glucose. **U.**, **Dyspeptic**, the urine of a dyspeptic patient. It often contains crystals of calcium oxalate. **U.**, **Gouty**, urine scanty in amount, highly colored, and containing an excess of uric acid. **U.**, **Incontinence of**, inability to retain the urine. See *Enuresis*. **U.**, **Mucilaginous**, urine containing a large amount of mucus. **U.**, **Nebulous**, urine cloudy from earthy phosphates. **U.**, **Residual**, urine that remains in the bladder after urination in prostatic hypertrophy and in cystic disease. **U.**, **Re-**

**tention of**. Inability to pass the urine. See *Ischuria*. **U.**, **Suppression of**. See *Ischuria*. **U.**, **Tests for Serum-albumin in**. From a series of experiments with mucoid nucleo-albumin (so-called mucin), Dr. D. D. Stewart concludes that the old-fashioned heat-test is the only reliable one for the recognition of serum-albumin in the urine, but that no dependence can be placed on a reaction occurring while the urine is cooling if an acid has been added to assist in the precipitation of serum-albumin or to maintain phosphates in solution. This author also asserts that metaphosphoric acid is untrustworthy as a serum-albumin test, on account of reacting to traces of so-called mucin in a manner indistinguishable from the serum-albumin reaction. Trichloroacetic acid is also so delicate a reagent for the detection of albumin, that, by it, a normal, constant trace of albumin is proved. With careful technique, an albumin-reaction occurs with all cold urines, either instantly or within a few moments after contact, and this reaction may be made to appear almost instantly in any normal, unfiltered, clear urine, if the test-tube is placed for a short time in water at the boiling point. So extraordinarily sensitive is this reagent that it gives an albumin-ring with distilled water which has been passed through

filtering paper of the finest grades, including the best Swedish paper, which is supposed to contain the least amount of vegetable albumin. See *Tests, Table of*. A table of the *Colors of the Urine* is appended.

### COLORS OF THE URINE.

COLOR.	CAUSE OF THE COLOR.	PATHOLOGIC CONDITION OR CAUSE.
Nearly colorless.	Dilution or diminished pigments.	Various nervous conditions, hydruria, diabetes mellitus, diabetes insipidus, contracted kidney.
Normal color, becoming black on standing.	Unknown; glycosuric acid.	Sometimes in pulmonary tuberculosis. Pathology unknown.
Milky.	Fat-globules; pus-corpuscles.	Chyluria; fatty kidney; purulent disease in the urinary tract.
Dark-amber to reddish-brown.	Increase of normal or occurrence of pathologic pigments; concentration of the urine.	Fever; pernicious anemia; excessive sweating.
Yellow.	Excreted drugs,	<i>e. g.</i> , picric acid.
Orange.	Excreted drugs,	<i>e. g.</i> , santonin, chrysophanic acid.
Brown to black.	Hematin, methemoglobin, melanin, hydrochinon, and catechol.	Small hemorrhages; methemoglobinuria; antipyrin; chlorate of potash; melanotic sarcoma; carbolic acid; creasote.
Brownish-yellow to red, becoming blood-red on adding alkalis.	Substances introduced with senna, rhubarb, and chelidonium.	
Red or reddish.	Hemoglobin or free blood. Pigments in food,	Hemoglobinuria or hematuria. <i>e. g.</i> , logwood madder, bilberries, fuchsin.
Greenish to brown or black.	Bile-pigments.	Jaundice.
Dirty-green or blue.	Dark serum on surface, and blue deposit due to indigo-forming substances.	Cholera, typhus, hepatic, and intestinal affections. Especially marked in stale urine.

**Urinemia** (*u-rin-e'-me-ah*) [*urina*, urine; *αἷμα*, blood]. The existence of urinary constituents in the blood.

**Uriniferous** (*u-rin-īf'-er-us*) [*urina*, urine; *ferre*, to bear]. Carrying or conveying urine. **U. Tubules.** See under *Tubulus*.

**Urinific** (*u-rin-īf'-ik*) [*urina*, urine; *facere*, to make]. Excreting or producing urine.

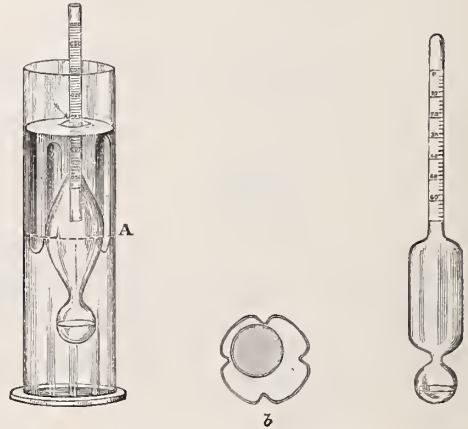
**Uriniparous** (*u-rin-īp'-ar-us*) [*urina*, urine; *parere*, to produce]. Preparing or excreting urine.

**Urinogenital** (*u-rin-o-jen'-it-al*) [*urina*, urine; *γενναῖν*, to produce]. Pertaining to urination and the genital function; urogenital.

**Urinogenitary** (*u-rin-o-jen'-it-a-re*). Same as *Urinogenital*.

**Urinology** (*u-rin-ol'-o-je*) [*urina*, urine; *λόγος*, science]. The science of the analysis and diagnostic significance of urine.

**Urinometer** (*u-rin-om'-et-er*) [*urina*, urine; *μέτρον*, measure]. A hydrometer for ascertaining the specific gravity of urine.



A. SQUIBB'S URINOMETER AND JAR. B. SECTION OF SAME.

**Urinometric** (*u-rin-o-met'-rik*) [*urina*, urine; *μέτρον*, measure]. Pertaining to urinometry.

**Urinometry** (*u-rin-om'-et-re*) [*urina*, urine; *μέτρον*, measure]. The determination of the specific gravity of the urine by the urinometer.

**Urinoscopic** (*u-rin-o-skop'-ik*) [*urina*, urine; *σκοπεῖν*, to view]. Pertaining to the inspection of the urine.

**Urinoscopy** (*u-rin-os'-ko-pe*). See *Uroscopy*.

**Urinose** (*u'-rin-ōz*). Same as *Urinous*.

**Urinous** (*u'-rin-us*) [*urina*, urine]. Having the nature of urine.

**Urite** (*u'-rit*) [*οὐρά*, tail]. In biology, the ventral section of an arthropodan uromere.

**Uritis** (*u-ri'-tis*) [*urere*, to burn; *τις*, inflammation]. Inflammation following a burn.

**Urning** (*urn'-ing*) [*Οὐρανός*, the Greek personification of heaven]. A homo-sexual individual; a pervert in whom the desire is only for individuals of the same sex.

**Uro-** (*u'-ro-*) [*οὐρον*, urine]. As a prefix, denotes connection with or relation to the urine, uric acid, or a urate.

**Uro-acidimeter** (*u-ro-as-id-im'-et-er*) [*οὐρον*, urine; *acidum*, acid; *μέτρον*, measure]. An instrument for measuring the acidity of urine.

**Urobacillus** (*u-ro-bas-il'-us*) [*οὐρον*, urine; *bacillum*, a rod]. A bacillus derived from decomposed urine. There are several varieties. See *Bacteria, Table of*.

**Urobenzoic Acid** (*u-ro-ben-so'-ik*). Synonymous with *Hippuric Acid*, *q. v.*

**Urobilin** (*u-ro-bil'-in*) [*οὐρον*, urine; *bilis*, bile],  $C_{32}H_{40}N_4O_7$ . A derivative of bilirubin. It is a yellowish-brown, amorphous pigment, almost insoluble in water. It is the principal pigment of the urine, and is increased in the deeply colored urine of febrile and other conditions. **U.**, **Pathologic**, the excessive coloring-matter of certain dark urines occurring in various diseases, as pernicious anemia, febrile diseases, etc. See *Urine, Colors of*.

**Urobilinoidin** (*u-ro-bil-in-oid'-in*) [*οὐρον*, urine; *bile*]. A form of urinary pigment derived from hematin and resembling urobilin, though not identical with it. It occurs in certain pathologic conditions.

**Urobilinuria** (*u-ro-bil-in-ū'-re-ah*) [*οὐρον*, urine; *bilis*, bile; *οὐρον*, urine]. The presence of an abnormally large proportion of urobilin in the urine.



**Urobutylchloralic Acid** (*u-ro-bu-til-klo-rall'-ik*) [οὐβρον, urine, *butyl*; χλωρός, green]. A body obtained from the urine after the ingestion of butyl-chloral.

**Urocanic Acid** (*u-ro-kan'-ik*) [οὐβρον, urine; *canis*, dog],  $C_6H_6N_2O_2 + 2H_2O$ . An acid found in the urine of dogs when there is a diminution in the amount of urea. By heating to  $212^\circ$  C. it is decomposed into carbonic acid, water, and a base, *Urocanin*,  $C_{11}H_{10}N_4O$ .

**Urocanin** (*u-ro-kan'-in*). See *Urocanic Acid*.

**Urocardiac** (*u-ro-kar'-de-ak*) [οὐρά, tail; καρδία, the heart]. Of or pertaining to the caudal part of the cardiac division of the stomach of certain crustaceans.

**Urocele** (*u-ro-sel'*) [οὐβρον, urine; κύηλη, a tumor]. A tumefaction of the scrotum, arising from an effusion of urine into its cavity or into the areolar tissue.

**Urocelia**, **Urocelia** (*u-ro-sel'-le-ah*) [οὐβρον, urine; κοιλία, belly]. Swelling of the abdomen from infiltration of urine.

**Urocheras** (*u-rok'-er-as*) [οὐβρον, urine; χεράς, sand]. The sabulous matter deposited from standing urine.

**Urochesia** (*u-ro-ke'-ze-ah*) [οὐβρον, urine; χέειν, to defecate]. The discharge of urine per anum.

**Urochord** (*u'-ro-kord*) [οὐβρον, urine; χορδή, chord]. The caudal notochord of an ascidian or tunicate.

**Urochrome** (*u'-ro-krom*) [οὐβρον, urine; χρώμα, color]. One of the coloring-matters of the urine. Exposed to the air, the watery solution oxidizes, forming *Uroerythrin*.

**Uroclepsia** (*u-ro-klep'-se-ah*) [οὐβρον, urine; κλεψία, theft]. Micturition of which one is unconscious.

**Urocrisis** (*u-rok'-ris-is*) [οὐβρον, urine; κρίσις, a separating]. A crisis of disease attended with excessive urination. Also, diagnosis by examination of the urine.

**Urocyanosis** (*u-ro-si-an-o'-sis*) [οὐβρον, urine; κύανος, blue]. Blue discoloration of the urine, due to the presence of indican.

**Urocyst**, **Urocystis** (*u'-ro-sist*, *u-ro-sist'-is*) [οὐβρον, urine; κύστις, bladder]. The urinary bladder.

**Urocystic** (*u-ro-sist'-tik*) [οὐβρον, urine; κύστις, bladder]. Pertaining to the urocyst; vesical.

**Urocystitis** (*u-ro-sis-tit'-tis*) [οὐβρον, urine; κύστις, bladder]. Inflammation of the urinary bladder; cystitis.

**Urodela** (*u-rod'-el-ah*). A term applied to the tailed amphibia, salamanders, etc.

**Urodialysis** (*u-ro-di-al'-is-is*) [οὐβρον, urine; διάλυσις, a cessation]. The partial and temporary cessation of the secretion of urine by the kidneys concomitant with many acute diseases. **U. neonatorum**, retarded secretion of urine in the newborn.

**Urodochium** (*u-ro-do-ki'-um*) [οὐβρον, urine; δοχείον, receptacle]. A urinal.

**Urodynia** (*u-ro-din'-e-ah*) [οὐβρον, urine; ὀδύνη, pain]. Painful micturition.

**Uredema** (*u-re-de'-mah*). See *Uredema*.

**Uroerythrin** (*u-ro-er'-ith-rin*) [οὐβρον, urine; ἐρυθρός, red]. A urinary pigment of which but little is known. It is the coloring-matter of certain pink urinary deposits, and is probably present in highly colored urine of rheumatic diseases. It is an amorphous, reddish substance, with an acid reaction, slowly soluble in water, alcohol, and ether. See *Purpurin*.

**Urofuscohematin** (*u-ro-fus-ko-hem'-at-in*) [οὐβρον, urine; fuscus, dark; αἷμα, blood]. A red pigment of the urine, derived from hematin.

**Urogaster** (*u'-ro-gas-ter*) [οὐβρον, urine; γαστήρ, stomach]. The urinary intestine, or urinary passages collectively, which are developed from the original cavity of the allantois in connection with the primitive intestinal tract.

**Urogastric** (*u-ro-gas'-trik*) [οὐβρον, urine; γαστήρ, stomach]. Pertaining to the urogaster.

**Urogenital** (*u-ro-jen'-it-al*) [οὐβρον, urine; γεννᾶν, to produce]. Pertaining conjointly to the urinary and genital organs. **U. Sinus**, the anterior part of the cloaca, into which the Müllerian ducts open.

**Urogenous** (*u-roj'-en-us*) [οὐβρον, urine; γεννᾶν, to produce]. Producing urine.

**Uroglauin** (*u-ro-glaw'-sin*) [οὐβρον, urine; γλαυκός, green]. A decomposition-product of indican; it is called also cyanurin, urocyenin, and indigotin.

**Urogravimeter** (*u-ro-grav-im'-et-er*). See *Urinometer*.

**Urohematicin** (*u-ro-hem'-at-in*). Altered hematin in the urine.

**Urohematicporphyrin** (*u-ro-hem-at-o-por'-fir-in*) [οὐβρον, urine; αἷμα, blood; πόρφυρος, purple]. Same as *Urohematicin*. It is a urinary pigment occasionally occurring in certain pathologic urines, as of acute rheumatism, Addison's disease, etc. It is soluble in alcohol, ether, and chloroform.

**Urohyal** (*u-ro-hi'-al*) [οὐβρον, urine; υοειδής, hyoid]. In biology, the tail-piece of the composite hyoid bone.

**Uroleucic Acid** (*u-ro-lu'-sik*). See *Acid*.

**Uroleucic Acid** (*u-ro-lu-sin'-ik*) [οὐβρον, urine; λευκός, white]. A substance found by Kirk in a specimen of urine. It is trioxyphenylpropionic acid.

**Urolith** (*u'-ro-lith*) [οὐβρον, urine; λίθος, a stone]. A urinary calculus.

**Urolithiasis** (*u-ro-lith-i'-as-is*) [οὐβρον, urine; λιθίασις, lithiasis]. That condition of the body which favors, or is characterized by, the formation of urinary calculi.

**Urolithic** (*u-ro-lith'-ik*) [οὐβρον, urine; λίθος, stone]. Pertaining to or having the nature of urinary calculus.

**Urolithotomy** (*u-ro-lith-ot'-o-me*). See *Lithotomy*.

**Urologic** (*u-ro-loj'-ik*) [οὐβρον, urine; λόγος, science]. Pertaining to urology.

**Urologist** (*u-roll'-o-jist*) [οὐβρον, urine; λόγος, science]. One versed in urology.

**Urology** (*u-roll'-o-je*) [οὐβρον, urine; λόγος, science]. The scientific study of the urine.

**Uromancy** (*u'-ro-man-se*) [οὐβρον, urine; μαντεία, divination]. Diagnosis or prognosis by observation of the urine.

**Uromelanin** (*u-ro-mel'-an-in*) [οὐβρον, urine; melanin]. A black pigment found in the urine. It is probably derived from the decomposition of urochrome.

**Uromelus** (*u-rom'-e-lus*) [οὐρά, tail; μέλος, limb]. A single autositic monster of the species symelus, in which there is more or less complete fusion of the limbs, with but a single foot.

**Uromere** (*u'-ro-mēr*) [οὐρά, tail; μέρος, part]. In biology, one of the abdominal segments of an arthropod.

**Uromeric** (*u-ro-mer'-ik*) [οὐρά, tail; μέρος, part]. Pertaining to a uromere.

**Urometer** (*u-rom'-et-er*). See *Urinometer*.

**Uroncus** (*u-rong'-kus*) [οὐβρον, urine; ὄγκος, tumor]. A tumor containing urine.

**Uronephrosis** (*u-ro-nef-ro'-sis*). See *Hydronephrosis*.

**Urophæin** (*u-ro-fel'-in*) [οὐβρον, urine; φαίς, gray]. A pigment-body to which the characteristic odor of the urine has been ascribed.

**Urophthisis** (*u-roff'-this-is*) [οὐβρον, urine; φθίσις, washing]. Synonym of *Diabetes mellitus*.

**Uropittin** (*u-ro-pit'-in*) [οὐβρον, urine],  $C_9H_{10}N_2O_3$ . A derivative of urochrome.

**Uroplania** (*u-ro-pla'-ne-ah*) [οὐβρον, urine; πλάνη, wandering]. The abnormal appearance of urine in other than the urinary organs.

**Uropod** (*u'-ro-pod*) [οὐρά, tail; πούς, foot]. In biology, one of the abdominal limbs of an arthropod.

**Uropodal** (*u-ro-pal'-o-dal*) [οὐρά, tail; πούς, foot]. Pertaining to uropods.

**Uropoiesis** (*u-ro-poi-e'-sis*) [οὔρον, urine; ποίεω, to make]. The secretion of the urine by the kidneys.

**Uropoietic** (*u-ro-poi-et'-ik*) [οὔρον, urine; ποίεω, to make]. Concerned in uropoiesis; uriniparous.

**Uropsammus** (*u-ro-p-sam'-us*) [οὔρον, urine; ψάμμος, sand]. Urinary sand, or gravel.

**Uropygial** (*u-ro-pij'-e-al*) [οὔροπύγιον, rump]. Pertaining to the *Uropygium*.

**Uropygii, Glandula.** The uropygial gland of a bird. See *Gland*.

**Uropygium** (*u-ro-pij'-e-um*) [οὔρα, tail; πυγή, rump; *pl.*, *Uropygia*]. In biology, the rump.

**Uropyloric** (*u-ro-pi-lor'-ik*) [οὔρα, tail; πυλωρός, a gate-keeper]. In biology, of or pertaining to the posterior portion of the pyloric division of the stomach of certain Crustaceans.

**Urorhodin** (*u-ro-ro'-din*) [οὔρον, urine; ρόδον, rose]. A red pigmentary deposit found in urine and derived by alteration from uroanthin.

**Urorosein** (*u-ro-ro'-ze-in*) [οὔρον, urine; rosein]. A rose-colored pigment found in the urine in various diseases.

**Urorrhagia** (*u-ror-a'-je-ah*) [οὔρον, urine; ῥήγναι, to burst forth]. Excessive secretion and discharge of urine.

**Urorrhea** (*u-ror-e'-ah*) [οὔρον, urine; ῥοία, a flow]. 1. The ordinary, normal flow of the urine. 2. The involuntary passage of urine.

**Urorubin** (*u-ro-ru'-bin*) [οὔρον, urine; rubus, red]. A red urinary pigment.

**Urorubrohematin** (*u-ro-ru-bro-hem'-at-in*) [οὔρον, urine; rubrum, red; αἷμα, blood]. A urinary pigment obtained from the urine of leprosy patients.

**Urosacral** (*u-ro-sa'-kral*) [οὔρα, the tail; sacrum, sacrum]. Pertaining to the tail and the sacrum.

**Uroschecele** (*u-ro-s'-ke-o-sel*). See *Urocele*.

**Uroschesis** (*u-ro-s'-kes-is*) [οὔρον, urine; σχέσις, retention]. Suppression of urine.

**Uroscopic** (*u-ro-skop'-ik*). Same as *Urinoscopic*.

**Uroscopist** (*u-ro-s'-ko-pist*) [οὔρον, urine; σκοπεῖν, to view]. One who makes a specialty of urinary examinations.

**Uroscopy** (*u-ro-s'-ko-pe*) [οὔρον, urine; σκοπεῖν, to examine]. Examination and analysis of the urine.

**Urosepsis** (*u-ro-sep'-sis*) [οὔρον, urine; σήψις, sepsis]. The condition of intoxication due to the extravasation of urine.

**Uroseptic** (*u-ro-sep'-tik*) [οὔρον, urine; σήψις, sepsis]. Relating to or characterized by urosepsis.

**Urosis** (*u-ro'-sis*) [οὔρον, urine; νόσος, disease; *pl.*, *Uroses*]. In pathology, any disease of the urinary organs.

**Urosomatic** (*u-ro-so-mat'-ik*) [οὔρα, tail; σῶμα, body]. Pertaining to the urosome.

**Urosome** (*u'-ro-sōm*) [οὔρα, tail; σῶμα, body]. In biology: (a) The last segment of the tail of a vertebrate; (b) the abdomen or post-abdomen of an arthropod.

**Urosomite** (*u-ro-so'-mit*). Same as *Uromere*.

**Urosomitic** (*u-ro-so-mit'-ik*) [οὔρα, tail; σῶμα, body]. Pertaining to a urosomite.

**Urospasm** (*u'-ro-spa-zm*) [οὔρον, urine; σπασμός, spasm]. Spasm of some part of the urinary tract.

**Urostealth** (*u-ro-ste'-al-ith*) [οὔρον, urine; στέαρ, fat; λίθος, stone]. A fatty or saponaceous matter occurring in some urinary calculi.

**Urosteagal** (*u'-ro-ste-gal*) [οὔρα, tail; στέγη, a roof]. Pertaining to the urosteiges.

**Urostege** (*u'-ro-stej*) [οὔρα, tail; στέγη, a roof]. In biology, one of the large scales on the ventral side of the tail of a snake. Cf. *Gastrostege*.

**Urosteigate** (*u'-ro-ste-jit*) [οὔρα, tail; στέγη, roof]. One of the urosteiges, or urosteagal scales.

**Urosteon** (*u-ro-s'-te-on*) [οὔρα, tail; ὀστέον, bone]. In biology, the caudal portion of the sternum of certain birds, having a separate center of ossification.

**Urosterne** (*u-ro-ster'-nit*) [οὔρα, tail; στήρνον, sternum]. The sternite, or ventral median sclerite, of any somite of the urosome of an arthropod.

**Urosthene** (*u'-ros-thēn*) [οὔρα, tail; σθένος, strength]. In biology, an animal possessing an unusual development of the tail.

**Urostheneic** (*u-ro-sthen'-ik*) [οὔρα, tail; σθένος, strength]. Strong in the tail.

**Urostylar** (*u-ro-sti'-lar*) [οὔρα, tail; στῦλος, column]. Pertaining to a urostyle.

**Urostyle** (*u'-ros-til*) [οὔρα, tail; στῦλος, column]. In biology, the elongated terminal vertebra of the spinal column of certain animals, as the *os coccygis* of the frog.

**Urotheobromin** (*u-ro-the-o-bro'-min*). See *Paraxanthin*.

**Urotoxic** (*u-ro-toks'-ik*) [οὔρον, urine; τοξικόν, poison]. Pertaining to poisonous substances eliminated in the urine.

**Urotoxy** (*u'-ro-toks-e*) [οὔρον, urine; τοξικόν, poison]. A term invented by Bouchard to denote the standard of toxicity of urine necessary to kill a kilogram of living substance.

**Urous** (*u'-rus*) [οὔρον, urine]. Having the nature of urine.

**Uroxanthin** (*u-ro-zan'-thin*) [οὔρον, urine; ξανθός, yellow]. Indigogen. A pigmentary substance occurring normally in human urine. Its secretion is enormously increased in the first stage of cholera and in certain affections of the liver and of the myelon.

**Uroxin** (*u-roks'-in*) [οὔρον, urine; ὀξύς, sharp]. Same as *Alloxantin*.

**Urrhodin** (*ur-rod'-in*) [οὔρον, urine; ρόδινος, rosy]. A red, purple, or violet urinary pigment, derived from uroxanthin.

**Urrhosacin** (*ur-o'-sas-in*). See *Urrhodin*.

**Ursone** (*ur'-sōn*). See *Ericolin*.

**Urtica** (*ur'-tik-ah*) [L.: *gen.*, *Urtica*]. A genus of apetalous plants including the nettles. See *Nettle* and *Pomphus*.

**Urtical** (*ur'-tik-al*) [*urtica*, nettle]. Belonging to the nettles.

**Urticaria** (*ur-tik-a'-re-ah*) [*urtica*, a nettle]. *Nettle-rash*; *Cnidosis*; *Hives*: an inflammatory disorder of the skin characterized by the development of wheals, which give rise to subjective sensations of burning and itching. These appear suddenly in large or small numbers, remain for from a few minutes to several hours, and disappear as suddenly as they came, leaving no trace behind. The disease may be acute or chronic, and due to various agencies acting upon the vaso-motor system, such as gastro-intestinal disorders, intestinal worms, the ingestion of shell-fish, etc. **U. acuta**, an acute form often associated with fever of 101-2° F. (*U. febrilis*). The pulse is quick, and there are marked signs of gastric irritation, with headache and prostration. The eruption may not appear for a day or two, and then comes out copiously all over. It disappears rapidly after removal of the cause of gastric irritation. **U. bullosa**, an exaggerated form of *U. vesicans*. **U. chronica**, a term referring to the duration of the disease as a whole, and not to that of the successive crops of wheals individually. The disease may last for an indefinite period. **U. conferta**, a form in which the lesions occur in groups. **U. endemica**, an irritative cutaneous eruption occurring in some districts, notably the Kahlberger Schweiz, and caused by the procession caterpillars, particularly the species *Cnethocampa*. The eruption is papular and wheal-like in



character, and is accompanied by intolerable itching. It is usually seen on the flexor surfaces of the extremities, but may appear on any part of the body, also on the mucous membranes. Domestic animals are also subject to the affection. The poisonous agent secreted by these insects is formic acid. Their influence is said to be either mechanical or chemical, and it is even said that contact is not necessary to its production. **U. evanida**, a variety in which there is a rapid disappearance of the symptoms. **U. factitia**, *Dermographia*, *Autographism*, *Dermographism*, the form produced in individuals with an irritable skin by any slight external irritation. **U. febrilis**. See *U. acuta*. **U. gigans**. See *U. tuberosa*. **U. hæmorrhagica**, *Purpura urticans*; hemorrhage into the urticarial wheals from rupture of the extremely congested capillaries. **U. medicamentosa**, that variety resulting from the use of certain drugs. **U. Nervous**. Synonym of *U. factitia*. **U. œdematosa**, *Giant Urticaria*, a variety characterized by the sudden appearance of large, soft, edematous swellings of the skin and subcutaneous tissue, which may measure several inches in diameter. These are especially prone to develop about the eyelids, but may also attack the trunk and limbs in the neighborhood of the joints. A sense of tension is all that is complained of. If the mucous membrane of the throat and larynx is involved the symptoms are alarming but not dangerous. A variety of this is the so-called *Quincke's Disease*, or *acute circumscribed edema*, in which the orbital tissue or the tissue of other parts of the face may swell up into a large tumor, or there may be a large, ill-defined swelling of a considerable portion of the limb or other part of the body from subcutaneous edema (*U. subcutanea*). It is generally limited to the loins and thighs. **U. papulosa**, *Lichen urticatus*, a form occurring in children, in which, as a result of the inflammatory effusion, a small, solid papule remains after the subsidence of the wheal. It is most abundant about the loins and buttocks, but may appear on any other part of the body. It is often associated with irregular, flat, scabbed pustular lesions. **U. pigmentosa**, *xanthelasmaïdeia*, a rare type of urticaria, which begins within the first few months of life. It consists of large, reddish, wheal-like tubercles that eventually change to a brownish-red or yellowish color. Itching may or may not be present. The disease runs a protracted course, but tends to spontaneous recovery at puberty. It is most abundant on the neck and trunk, next upon the limbs, face, and head, and is only occasionally present on the palms and soles. Boys are commonly affected. **U. Provoked**. Synonym of *U. factitia*. **U. subcutanea**. See *U. œdematosa*. **U. toxica**, that due to certain articles of food. **U. tuberosa**, *U. gigans*, a form in which the wheals assume a tuberosus form and become very large, as big as a walnut, hen's egg, or even larger. The lesions are few in number, and the disease occurs mainly in persons with broken-down constitutions, beyond middle age. See *Angio-neurotic edema*. **U. vesicans**, excessive serous effusion into the center of the wheals, producing vesicles. **U. vesiculosa**. Same as *U. papulosa*.

**Urticarial**, *Urticarius* (*ur-tik-a'-re-al*, *ur-tik-a'-re-us*) [*urticaria*, nettle-rash]. Pertaining to urticaria.

**Urticate** (*ur'-tik-āt*) [*urticare*, to sting]. To sting like a nettle.

**Urtication** (*ur-tik-a'-shun*) [*urticatio*; *urtica*, nettle]. Flagellation with nettles, a method of treatment formerly employed in paralysis, and also to produce irritation; also, a sensation as if one has been stung with nettles.

**Usage** (*u'-sāj*) [*usus*, use]. Any common habit, custom, or manner.

**Uschinsky's Solutions**. Non-albuminous culture-media for the cultivation of pathogenic bacteria, especially. Uschinsky suggests the following two mixtures: (a) Water 1000, glycerin 40-50, sodium chlorid 5-7, calcium chlorid 0.1, magnesium sulphate 0.2, dipotassic phosphate 1.0, ammonium lactate 10.0. (b) Water 1000, glycerin 30-40, calcium chlorid 0.1, sodium chlorid 5-7, magnesium sulphate 0.2-0.4, dipotassic phosphate 2-2.5, ammonium lactate 6-7, sodium asparaginate 3.4.

**Usquebaugh** (*us'-kwē-baw*) [Irish]. A strong cordial made in Ireland. It furnishes the name from which the word whiskey is derived.

**Ustilaginous** (*us'-til'-aj'-in-us*) [*ustilago*, *ustilago*]. Affected with ustilago; smutty.

**Ustilago** (*us'-til'-a'-go*) [L.: *gen.*, *Ustilaginīs*]. A genus of parasitic fungi; the smuts. **U. maydis**, *Corn-smut*, a fungus parasitic upon maize or Indian corn, *Zea Mays*. In medicinal properties, it resembles *nux vomica* and *ergot* of rye combined, but it is rarely employed. **U.**, **Ext.**, **Fld.**, unof. Dose ℥xv-3j.

**Ustion** (*us'-chun*) [*ustio*; *urere*, to burn]. A burning. In chemistry, incineration. In surgery, cauterization.

**Ustulation** (*us-tu-lā'-shun*) [*ustulatio*]. The roasting, drying, or parching of a drug as a step in preparing it for use.

**Ustus** (*us'-tus*) [*urere*, to burn]. Calcined. Dehydrated by intense heat.

**Uterectomy**. Same as *Hysterectomy*.

**Uteri**, **Adscensus** (*u'-ter-i-ad-sen'-sus*). Synonym for *Hysteria*.

**Uterine** (*u'-ter-in*) [*uterinus*]. Pertaining to the uterus. **U. Antelexion**, and **Anteverision**. See *Uterus*. **U. Appendages**, the ovaries and oviducts.

**U. Gestation**, the period of time between conception and delivery; the development of the product of conception within the cavity of the uterus. **U. Inertia**. See *Uterus*. **U. Inversion**. See *Uterus*. **U. Involution**. See *Uterus*. **U. Milk**: 1. A fluid between the villi of the placenta in the cow. 2. The small quantity of albuminous fluid contained in the small spaces between the epithelial covering of the villi of the chorion and the crypts or depressions in the decidua. **U. Pregnancy**, normal pregnancy. **U. Segments**. See *Contraction-ring*. **U. Souffle**, a vascular sound heard on auscultation through the abdominal wall between the fifth and sixth months of pregnancy. See *Placental Murmur*.

**Uteritis** (*u'-ter-i'-tis*) [*uterus*, uterus; *itis*, inflammation]. Inflammation of the womb. See *Metritis*.

**Utero-** (*u'-ter-o-*) [*uterus*, uterus]. A prefix to denote connection with or relation to the womb.

**Utero-abdominal** (*u'-ter-o-ab-dom'-in-al*). Pertaining conjointly to the uterus and the abdomen.

**Uterocopulatory** (*u'-ter-o-kop'-u-la-tor-e*) [*uterus*, uterus; *copulate*]. Vaginal or copulatory, as certain sexual passages of hermaphrodite gasteropods.

**Uterodeferent** (*u'-ter-o-def'-er-ent*) [*uterus*, uterus; *deferent*]. Oviducal or deferent, as certain sexual passages of hermaphrodite gasteropods.

**Utero-fixation** (*u'-ter-o-fiks-a'-shun*). Hysteropexia, or abdominal fixation of the uterus by surgical operation.

**Utero-gestation** (*u'-ter-o-jes-tā'-shun*) [*uterus*, uterus; *gestatio*, gestation]. The uterine period of gestation; pregnancy; gestation within the cavity of the uterus.

**Uteromania** (*u'-ter-o-mā'-ne-ah*). See *Nymphomania*.

**Uterometer** (*u-ter-om'et-er*) [*uterus*, *uterus*; μέτρον, measure]. An instrument used to accurately determine the depth and position of the uterus and to locate and estimate the dimensions of structures therein contained.

**Utero-ovarian** (*u-ter-o-o-va'-re-an*) [*uterus*, *uterus*; *ovarium*, *ovary*]. Pertaining conjointly to the uterus and the ovaries.

**Uteropexia, Uteropexy** (*u-ter-o-peks'-e-ah*, *u'-ter-o-peks'-e*). See *Hysteropexia*.

**Uteroscope** (*u'-ter-o-skōp*) [*uterus*, *uterus*; σκοπεῖν, to inspect]. A uterine speculum.

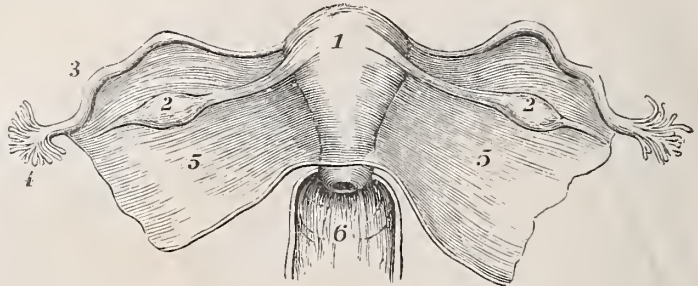
**Uterotome** (*u'-ter-o-tōm*) [*uterus*, *uterus*; τομή, a cutting]. A cutting instrument used in uterotomy. See *Hysterotome*.

**Uterotomy** (*u-ter-ot'-o-me*) [*uterus*, *uterus*; τέμνειν, to cut]. Incision into the uterus. See *Hysterotomy*.

**Uterus** (*u'-ter-us*) [L.: *gen.*, *Uteri*].

The womb; the organ of gestation; it receives the fecundated ovum in its cavity, retaining and supporting it during the development of the fetus, and becoming the principal agent in its expulsion during parturition. The uterus in the non-gravid state in the human subject is a hollow, pear-shaped, muscular organ, three inches long, two inches wide, and one inch thick, and is divided into three portions, the *fundus*, the *body*, and the *cervix*. The fundus is the upper and broad portion; the body gradually narrows to the neck, which is the contracted portion. The mesal orifice, *os uteri*, communicates with the vagina. The ental surface is covered with mucosa continuous with that of the vagina. The ectal surface of the fundus and body is covered with peritoneum. The whole organ is suspended in the pelvis by means of the broad ligament. Its cavity measures two and a half inches in length. The Fallopian tubes enter one on either side of the fundus at the cornua of the organ. **U., Antelexion of.** See *Antelexion*. **U., Anteversion of.** See *Anteversion*. **U., Arbor vitæ of,** branch-like elevation of the mucous membrane of the cervix. **U. bicornis**, when, from arrested development, the uterus is divided into two horns or compartments. **U., Body of,** that part above the isthmus. **U., Cervix of,** that part below the isthmus. **U., Columns of,** the ridges or elevations of the mucous membrane of the cervix from which extend the branches that with three columnar central axes are called the arbor vitæ. **U., Contraction of,** the intermittent contractile action of the uterus whereby the fetus is expelled. **U. cordiformis**, an arrest of development, as a result of which the uterus is heart-shaped, or with a depression in the fundus. **U., Corpus of.** See *U., Body of*. **U. duplex**, a double uterus from an arrest of development. **U., Fundus of,** the portion above a line drawn from one oviduct to the other. **U., Gravid**, a uterus containing a fecundated ovum. **U., Hour-glass Contraction of,** the formation of two distinct cavities of the body and neck, the narrowed internal os marking the boundary between them. **U., Impregnated.** See *U., Gravid*. **U., Incarceration of,** strangulation by pressure or constriction. **U., Inertia of,** deficiency of uterine contractions in labor. **U., Infantile**, a uterus normally formed, but arrested in development. **U., Inversion of,** the organ is "upside-down, and wrong-side out." **U., Involution of,** the process whereby the uterus is reduced to its normal size and weight after labor. **U., Isthmus of,**

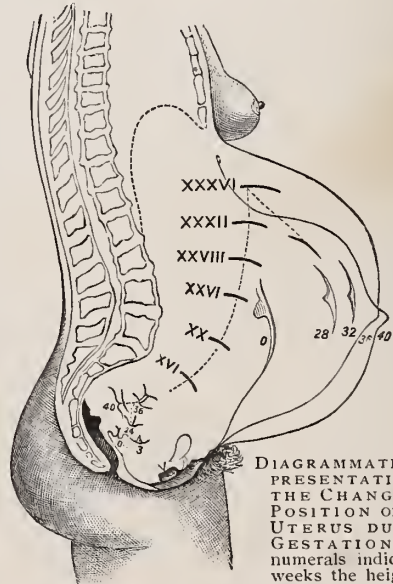
a slight depression or constriction upon the ectal surface of the uterus separating the body from the cervix. **U. masculinus**, the little passage formed by the sinus pularis in the substance of the prostate. It is so called from its resemblance in structure to the female uterus. See *Prostatic Vesicle*. **U., Neck of,** same as *U., Cervix of*. **U., One-horned**, an arrest of devel-



DORSAL ASPECT OF FEMALE INTERNAL GENITALIA.

1. Body of uterus. 2. 2. Ovaries. 3. Left oviduct. 4. Fimbriated extremity of oviduct. 5, 5. Broad ligaments. 6. Ventral vaginal cul-de-sac.

opment resulting in a uterus composed of a single lateral half, usually with but one oviduct. **Uteri, Os Externum**, the external mouth or opening of the uterus into the vagina. **U., Os Internum**, the internal anatomic limit between the body and the cervix of the uterus. **Plicæ palmatæ**, the radiate branchings of the arbor vitæ from the central axis. **U., Procidencia of,** protrusion of the uterus from the vulvar orifice.



DIAGRAMMATIC REPRESENTATION OF THE CHANGES IN POSITION OF THE UTERUS DURING GESTATION.—The numerals indicate in weeks the height of the fundus uteri. The italic figures indicate respectively, also in weeks, the abdominal enlargement and position of cervix uteri. (After Schultze.)

*italic figures indicate respectively, also in weeks, the abdominal enlargement and position of cervix uteri. (After Schultze.)*

**U., Prolapse of,** falling of the uterus, but without protruding from the vulvar orifice. **U., Puerperal Atrophy of,** the rare condition of super-involution of the uterus produced when puerperal involution goes further than to restore the uterus to the size that it had before delivery. The organ may become infantile in



size. **U.**, **Retraction of**, the constant property of the uterus that tends to keep the uterine walls in apposition. **U.**, **Retroflexion of**, a bending of the posterior uterine surface upon itself. **U.**, **Retroversion of**, when the fundus is so posteriorly displaced that the axis of the body forms an obtuse angle with the axis of the pelvic inlet. **U.**, **Souffle of**. See *Uterine*. **U. unicornis**. See *U.*, *One-horned*.

**Utpadel**, **Bacillus of**. See *Bacteria*, *Synonymatic Table of*.

**Utricle** (*u'-trik-l*) [*utriculus*, dim. of *uter*, a small bag]. Any minute cell or vesicle; a membranous sac. Also, a depression, the *sinus pocularis*, between the ejaculatory ducts. Also, a cavity communicating with the semicircular canals of the ear. See *Prostatic Vesicle*.

**Utricular** (*u-trik'-u-lar*) [*utricularis*]. Relating to the utricle. Resembling a small bag or bottle.

**Utricularia** (*u-trik-u-la'-ve-ah*) [*utriculus*, a bag]. A genus of aquatic plants of some 160 species, of wide distribution; the bladderworts. They are classed as insectivorous plants; their bladder-like leaves imprison insects, crustaceans, and worms. The fresh plants are said to make a good application for burns and wounds. Some species have diuretic properties. Unof.

**Utriculate** (*u-trik'-u-lāt*) [*utriculus*, a little bag]. Having a utricle.

**Utricle** (*u'-trik-ūl*) [*utriculus*: *pl.*, *Utricules*]. A utricle.

**Utricules of Miescher**. See *Sarcocystis miescheri*, Lankester, under *Parasites (Animal)*, *Table of*.

**Utriculiferous** (*u-trik-u-lif'-er-us*) [*utriculus*, a utricle; *ferre*, to bear]. In biology, bearing or producing utricles or bladders.

**Utriculiform** (*u-trik'-u-lif-orm*) [*utriculus*, a little bag; *forma*, form]. Like a utricle; utricular.

**Utriculoid** (*u-trik'-u-loid*) [*utriculus*, a little bag; *eidōs*, like]. Same as *Utriculiform*.

**Utriculose** (*u-trik'-u-lōz*) [*utriculus*, a utricle]. Same as *Utricular*.

**Utriculus** (*u-trik'-u-lus*) [*L.*]. 1. A utricle, *g. v.* 2. Same as *Vesicula prostatica*. **U. hominis**, **U. masculinus**, **U. prostaticus**, **U. urethræ**. Same as *Sinus pocularis*.

**Uva** (*u'-vah*) [*uva*, a grape, a cluster of grapes]. In biology, a succulent indehiscent fruit having a central placenta. **U. ursi**, bearberry. The leaves of *Arctostaphylos uva ursi*. It contains gallic and tannic acids, arbutin (resolvable into hydroquinone) and other

extractives; it is astringent, tonic, and diuretic. It was formerly much employed in calculous disorders of the bladder. Dose gr. x-3j. **U.**, **Ext.**, **Fld.** Dose m<sub>x</sub>-3j. **U.**, **Infusio** (*B. P.*), 3j-Oj. Dose 3j-ij. **Arbutin**, the glucosid. Unof. Dose gr. iij-v.

**Uvæ** (*u'-ve*) [*uva*, a grape]. Raisins. The ripe fruit of *Vitis vinifera*, imported from Spain; official in the B. P. They are contained in *Tinctura cardamomi composita* and *Tinctura sennæ*. **U. passæ majores**, ordinary raisins. **U. passæ minores**, Corinth raisins, or true currants.

**Uvea** (*u'-ve-ah*) [*L.*, a grape, from the resemblance to its color]. Also called the *Uveal tract*. The choroid membrane or vascular tunic as a whole, especially the iris and ciliary body. See *Entiris*.

**Uveal** (*u'-ve-al*) [*uva*, a grape]. Pertaining to the uvea.

**Uveitis** (*u'-ve-i'-tis*). See *Iritis*.

**Uveous** (*u'-ve-us*). Same as *Uveal*.

**Uvitic Acid** (*u-vit'-ik*). See *Acid*.

**Uvula** (*u'-vu-lah*) [*L.*]. The conic membranous appendix hanging from the free edge of the palate. **U. cerebelli**, a small lobule of the postvermis of the cerebellum. **U. of Lieutaud**. See *Lieutaud*. **U.-twitch**, an expedient for keeping the uvula forward in posterior rhinoscopy. **U.**, **Vesical**, a prominence at the internal or external orifice of the urethra.

**Uvulaptosis** (*u-vu-lap-to'-sis*) [*uvula*, uvula; *πτῶσις*, falling]. A relaxed and pendulous condition of the uvula.

**Uvular** (*u'-vu-lar*) [*uvularis*]. Pertaining to the uvula.

**Uvularia** (*u-vu-la'-re-ah*) [*uvula*, the soft palate]. A genus of liliaceous plants. **U. perfoliata**, of N. America, is demulcent, tonic, and nervine; useful in the treatment of sore mouth. **U. latifolia** and **U. flava** have similar uses. Unof.

**Uvularis** (*u-vu-la'-ris*) [*uvula*, uvula]. The azygos uvulæ muscle. See *Muscles*, *Table of*.

**Uvulatome** (*u'-vu-lat-ōm*) [*uvula*, uvula; *τομή*, cutting]. A cutting instrument used in performing uvulotomy.

**Uvulotomy** (*u-vu-lat'-o-me*) [*uvula*, uvula; *τομή*, section]. Excision of the uvula. See *Staphylotomy*.

**Uvulitis** (*u-vu-lit'-tis*) [*uvula*, uvula; *ιτις*, inflammation]. Inflammation of the uvula.

**Uvuloptosis** (*u-vu-lo-to'-sis*). Same as *Uvulaptosis*.

**Uvulotomy** (*u-vu-lot'-o-me*). See *Uvulotomy*.

## V

- V.** Abbreviation of *Vision*, or *Acuity of Vision*. Also, the symbol of *Vanadium*.
- Vaccigenous** (*vak-sij'-en-us*) [*vaccinus*, of a cow; γερνῶν, to produce]. Producing or cultivating vaccine-virus.
- Vaccin** (*vak'-sin*) [*vacca*, a cow]. See *Vaccine*.
- Vaccina** (*vak-si'-nah*). Same as *Vaccinia*.
- Vaccinable** (*vak'-sin-a-bl*) [*vaccinus*, of a cow]. Susceptible of successful vaccination.
- Vaccinal** (*vak'-sin-al*) [*vacca*, a cow]. Pertaining to vaccination or to vaccine.
- Vaccinate** (*vak'-sin-āt*) [*vaccinare*, to vaccinate]. To inoculate with vaccine-virus in such a way as to produce cowpox.
- Vaccination** (*vak-sin-a'-shun*) [*vacca*, a cow]. Inoculation of the body with the virus of a pustular disease of bovide, called cowpox, in order to protect from or modify the virulence of smallpox. **V., Animal.** See *V., Bovine*. **V., Arm-to-arm**, that method of vaccination in which the virus is carried from the arm of one patient to that of another. **V., Bovine**, that practised by the aid of vaccine-lymph cultivated in bovine animals. **V., Compulsory**, the law compelling the vaccination of infants within a certain period after birth. **V.-rash**, a rash sometimes following vaccination; it is usually transitory but sometimes assumes an eczematous or erythematous form. It may also be syphilitic. **V.-syphilis.** See *Vaccino-syphilis*.
- Vaccinationist** (*vak-sin-a'-shun-ist*) [*vaccinare*, to vaccinate]. One who depends upon or believes in the efficacy of vaccination as a preventive of smallpox.
- Vaccinator** (*vak'-sin-a-tor*) [*vaccinare*, to vaccinate]. One who vaccinates; an instrument used in vaccinating.
- Vaccine** (*vak'-sen*) [*vacca*, cow]. The lymph occurring within the eruptive vesicle of cowpox. **V., Bovine**, that derived from the vesicles of heifers. **V.-farm**, a farm upon which vaccine-virus is systematically produced and collected. **V., Humanized**, that from vaccinal vesicles of man. **V., Lichen**, the most common eruption consequent upon vaccination. It may be either papular, papulo-vesicular, or pustular, and very rarely bullous. It appears between the fourth and the eighteenth day, most frequently on the eighth; begins on the arms usually, though it may commence on the face, neck, or trunk, and appears in successive crops covering the greater portion of the body. The papules are acuminate, pin's-point sized, and bright-red; usually discrete, but they may coalesce into patches. The rash lasts from a few days to a week or two. **V.-lymph.** See *Vaccine*. **V.-point**, a slip of quill or bone coated at one end with vaccine-lymph. **V.-virus**, the same prepared for use in vaccination.
- Vaccinella** (*vak-sin-el'-ah*) [*vacca*, cow]. The secondary eruption sometimes following cowpox; spurious vaccinia; a sore that sometimes follows vaccination, but is not genuine cowpox.
- Vaccinia** (*vak-sin'-e-ah*) [*vacca*, cow]. Cowpox. If the human subject be inoculated with cowpox, a small papule appears at the site of inoculation in from one to three days, which becomes a vesicle about the fifth day, and at the end of the first week is pustular, umbilicated, and surrounded by a red areola. Desiccation begins in the second week and a scab forms, which soon falls off, leaving a pitted cicatrix.
- Vaccinic** (*vak-sin'-ik*) [*vacca*, cow]. Pertaining to vaccine, or to vaccinia.
- Vaccinifer** (*vak-sin'-i-fer*) [*vaccinus*, of a cow; *ferre*, to bear]. A person or animal from whom vaccine-virus is taken; a vaccine-point.
- Vacciniform** (*vak-sin'-if-orm*) [*vaccinus*, of a cow; *forma*, form]. Resembling vaccinia.
- Vacciniola** (*vak-sin-i'-o-lah*) [dim. of *vaccinia*]. A secondary eruption, resembling, and sometimes following, vaccinia. It may closely resemble the eruption of smallpox.
- Vaccinist** (*vak'-sin-ist*) [*vaccinus*, of a cow]. A practitioner, or defender, of vaccination; one who believes in the efficacy of vaccination.
- Vaccinium** (*vak-sin'-e-um*) [*vaccinus*, of a cow]. A genus of ericaceous plants to which belong the cranberry, blueberry, bilberry, etc., of many species. See *Cranberry* and *Brounika*. **V. crassifolium**, a plant having therapeutic properties resembling those of uva ursi. It is useful in catarrhal inflammations of the urinary tract. Dose of the fld. ext. ℥xxx-ʒj. Unof.
- Vaccinization** (*vak-sin-iz-a'-shun*) [*vaccinare*, to vaccinate]. Thorough vaccination by inoculations, repeated frequently, with the view of establishing complete immunity to smallpox.
- Vaccinogen** (*vak-sin'-o-jen*) [*vaccinus*, of a cow; γερνῶν, to produce]. The person or animal from which, or from whom, vaccine-virus is taken.
- Vaccinogenous** (*vak-sin-ōj'-en-us*). See *Vaccigenous*.
- Vaccinoid** (*vak'-sin-oid*) [*vaccinus*, of a cow; εἶδος, like]. Resembling vaccinia.
- Vaccinophobia** (*vak-sin-o-fō'-be-ah*) [*vaccinus*, of a cow; φόβος, fear]. Morbid dread of vaccination.
- Vaccino-syphilis** (*vak-sin-o-sif'-il-is*) [*vaccinus*, of a cow; *syphilis*, syphilis]. Syphilis conveyed by vaccination.
- Vacuolar** (*vak'-u-o-lar*) [*vacuolum*, *vacuum*, vacuum]. Pertaining to or of the nature of a vacuole.
- Vacuolation** (*vak'-u-o-lā'-shun*) [*vacuolum*, a vacuole]. The first stage in the process of vascularization of a clot, in which cracks and fissures appear in it. According to W. Hunter, vacuolation appears in small clots as early as the tenth day.
- Vacuole** (*vak'-u-ōl*) [*vacuum*, an empty space]. In biology: (a) a vesicle in the protoplasm of a protozoön, either *permanent* or *contractile* (*pulsating*). It is sometimes spoken of as *gastric*, from having in some way a direct connection with the function of digestion; (b) the cavity in a plant-cell containing cell-sap.
- Vacuolization** (*vak-u-o-liz-a'-shun*) [*vacuolum*, vacuole]. The formation of vacuoles, such as sometimes takes place in diseased tissues.
- Vacuum** (*vak'-u-um*) [L.]. A space from which the air has been exhausted. **V.-plate**, in dentistry, a term applied to a plate on which artificial teeth are mounted, having an air-chamber to assist in its retention in the mouth.
- Vadum** (*va'-dum*) [L., a shallow]. A shallow in the depths of any fissure of the brain, commonly in the central nearer the dorsal end. It represents a possible isthmus or complete interruption.
- Vagabonds' Disease, or Discoloration.** *Parasitic Melanoderma*; a pathologic condition of the skin in which it takes on a deep-brown tint, resembling that of Addison's disease. It results from chronic irritation from pediculi.
- Vagal** (*va'-gal*) [*vagare*, to wander]. Pertaining to the vagus nerve.
- Vagina** (*va'-ji'-nah*) [L., a sheath]. The musculo-membranous canal extending from the vulval opening to the cervix uteri, the organ of copulation in the female, the excretory canal for uterine secretions, and a part of the birth-canal. In biology, the term is ap-



- plied to various sheath-like structures, as the basal portion of certain leaves, or a portion of the mouth-apparatus of sucking insects, etc: **V., Bulbs of**, two erectile organs upon the lateral and anterior parts of the vagina. **V., Columns of**, two longitudinal elevations of the mucous membrane, on the ventral and dorsal wall. **V. cordis**. See *Pericardium*. **V., Cul-de-sacs of**, four arches (*anterior, posterior, right and left lateral*) made by the junction of the vaginal walls with the uterus. **V., Double**, an anomaly of development consisting in a duplication of the vaginal canal. **V. femoris**. See *Fasciata*. **V., Fornix of**, the combined cul-de-sacs of the vagina. **V., Rugae of**, transverse elevations of the mucous membrane branching from the columns.
- Vaginal** (*vaj'-in-al*) [*vaginalis*]. Pertaining to the vagina. **V. Process**. See *Process*. **V. Pulse**. See *Pulse*. **V. Respiration**, the breathing of a child while its head is still in the vagina, a rare event. **V. Tunic**. See *Tunica*. **V. Vault**, the roof of the vagina surrounding the cervix uteri. It is divided into an anterior and a posterior portion.
- Vaginalitis** (*vaj-in-al-i'-tis*) [*vaginalis*, of a sheath; *itis*, inflammation]. Inflammation of the tunica vaginalis of the testicle; hydrocele.
- Vaginant** (*vaj'-in-ant*) [*vaginare*, to sheathe]. Sheathing; vaginal.
- Vaginate** (*vaj'-in-āt*) [*vagina*, sheath]. Sheathed.
- Vaginerose** (*vaj-in-wr'-vōs*) [*vagus*, wandering; *nervus*, nerve]. In biology, irregularly nerved.
- Vaginicoline** (*vaj-in-ik'-o-lin*) [*vagina*, vagina; *colere*, to inhabit]. Living in a vagina, as an animalcule.
- Vaginiferous** (*vaj-in-ij'-er-us*) [*vagina*, vagina; *ferre*, to bear]. Producing or bearing a vagina.
- Vaginigluteal** (*vaj-in-e-glū-te-al*) [*vagina*, vagina; *gluteus*]. Pertaining to the vaginigluteus.
- Vaginigluteus, Vaginiglutæus** (*vaj-in-e-glū-te'-us*) [*vagina*, sheath; *gluteus*]. The tensor vaginae femoris. See *Muscles*, Table of.
- Vaginipennate** (*vaj-in-īp-en'-āt*) [*vagina*, a sheath; *pennatus*, winged]. In biology, having wing-covers or elytra, *e. g.*, beetles.
- Vaginismus** (*vaj-in-iz'-mus*) [*vagina*, sheath]. Pain, spasm, and hyperesthesia of the vagina and surrounding parts. **V., Perineal**, that due to spasm of the perineal muscles. **V., Posterior**, that due to spasm of the levator ani muscle. **V., Vulvar**, that due to spasm of the constrictor cunni.
- Vaginitis** (*vaj-in-i'-tis*) [*vagina*, sheath; *itis*, inflammation]. Inflammation of the walls of the vagina. **V. adhæsiva**, vaginitis with partial or complete atresia of the vagina. **V., Diphtheric**, diphtheria of the vagina. **V., Granular**, a granular inflammation of the vagina.
- Vagino-** (*vaj'-in-o-*) [*vagina*, vagina]. A prefix to denote relation to the vagina.
- Vaginodynia** (*vaj-in-o-din'-e-ah*) [*vagina*, vagina; *odynē*, pain]. Pain in the vagina. In vaginodynia there is muscular contraction along the whole vaginal canal, whereas in vaginismus the contraction is merely at the introitus.
- Vagino-fixation** (*vaj-in-o-fiks-a'-shun*) [*vagina*, sheath; *fixation*]. An operation whereby the vagina is rendered immovable.
- Vaginopenous** (*vaj-in-o-pen'-us*) [*vagina*, vagina; *penna*, feather]. Same as *Vaginipennate*.
- Vagintomy** (*vaj-in-ot'-o-me*) [*vagina*, vagina; *τομή*, section]. Incision of the vagina.
- Vagino-vesical** (*vaj-in-o-ves'-ik-al*). See *Vesicovaginal*.
- Vaginula** (*vaj-in'-u-lah*) [L., dim. of *vagina*, sheath]. In biology, a diminutive sheath.
- Vaginulate** (*vaj-in'-u-lāt*) [*vaginula*, a small sheath]. Having a vaginula.
- Vaginule** (*vaj'-in-ül*) [*vaginula*, vaginule]. Same as *Vaginula*.
- Vagitus** (*va-jit'-tus*) [*vagire*, to cry]. The cry of an infant. **V. uterinus**, the cry of a child in *utero*. **V. vaginalis**. See *Vaginal Respiration*.
- Vagotomy** (*va-gol'-o-me*) [*vagus*, vagus; *τομή*, section]. Section of the vagus.
- Vagous** (*va'-gus*) [*vagare*, to wander]. Wandering, as the vagus nerve.
- Vagrant** (*va'-grant*) [*vagare*, to wander]. Wandering, as a vagrant cell. **V.'s Disease**, a discoloration of the skin occurring especially in elderly persons, who are of uncleanly habits and infested with vermin. This discoloration is often deepest on the chest, abdomen, and back, is superficial in nature, and the dark cuticle is harsh and raised, not soft and smooth. The condition may be mistaken for Addison's disease.
- Vagus** (*va'-gus*) [*vagare*, to wander]. See *Nerves*, Table of.
- Valdivin** (*val'-div-in*). An emetic principle derived from the fruit of *Simaba valdivia*. (See *Simaba*.) Unof.
- Valence** (*va'-lens*) [*valere*, to be worth]. In chemistry, the relative saturating or combining capacity of an atom compared with the standard hydrogen atom; the quality or force which determines the number of atoms with which any single atom will chemically unite. See *Quantivalence*. In biology, taxonomic or morphologic value.
- Valency** (*va'-len-se*) [*valere*, to be worth]. Same as *Valence*, *q. v.* Also, a single unit of combining capacity. Thus, carbon has four valencies.
- Valentin's Corpuscles**. See *Corpuscle*. **V.'s Ganglion**. See *Ganglia*, Table of. **V.'s Pseudo-ganglion**. See *Pseudo-ganglion*.
- Valerate** (*val'-er-āt*) [*valere*, to be strong]. Any salt of valeric acid. **V. of Cerium**, a salt useful in the vomiting of pregnancy. Dose gr. jss. **V. of Zinc**. See *Zinc*.
- Valerene** (*val'-er-ēn*). See *Amylene*.
- Valerian** (*va-le-re-an*) [*valere*, to be strong]. A plant of the genus *Valeriana*. **V., American**. See *Cypripedium*.
- Valeriana** (*va-le-re-an'-ah*) [*valere*, to be worth; *gen.*, *Valerianæ*]. A genus of gamopetalous plants; valerian. The rhizome and rootlets of *V. officinalis*. Its properties are due to a volatile oil, which yields several derivatives. It is antispasmodic and gently stimulant to the nervous system and organs of circulation. In full doses it increases heart-action, producing exhilaration; in toxic doses, diarrhea, vomiting, reduced sensibility, and mental disturbance. It is excellent in hysteria, convulsions due to worms, the coma of typhus fever, and in whooping-cough. **V., Abstr.** Dose gr. v-xx. Unof. **V., Ext.**, Fld. Dose m-x-xxx. **V., Infus.** (B. P.) Dose ʒj-ij. **V., Tinct.**, 20 per cent. Dose ʒss-ij. **V., Tinct., Ammoniat.**, valerian 20, arom. spt. ammonia to 100 parts. Dose ʒss-ij. **V., Ol.**, the volatile oil. Dose mjj-v. To the same genus belong some 150 species, many of which have properties somewhat similar to those of the official plant. See also, *Ammonium*, *Zinc*, *Iron*, and *Quinin*.
- Valerianate** (*va-le'-re-an-āt*) [*valere*, to be strong]. Same as *Valerate*. **V. of Amyl.** See *Apple-oil*.
- Valerianic Acid** (*va-le-re-an'-ik*). See *Acid, Valeric*.
- Valeric Acid** (*va-le'-rik*). See *Acid*.
- Valerin** (*val'-er-in*) [*valere*, to be strong]. A terpene obtained from *Valerian*. See *Amylene*.
- Valerolactone** (*va-ler-o-lak'-tōn*) [*valere*, to be strong; *lac*, milk],  $C_5H_8O_3$ . A substance prepared by heating bromvaleric acid with water above 100° C. It is a colorless liquid that does not solidify at 18° C., and that boils at 206° or 207° C.; it is miscible with water.

**Valetudinarian** (*val-et-u-din-a'-re-an*) [*valetudinarius*; *valetudo*, health]. An invalid.

**Valetudinarium** (*val-et-u-din-a'-re-um*) [L.]. An infirmary or hospital. [Old.]

**Valeur globulaire, of Lepine.** The proportion of hemoglobin to the number of red corpuscles, expressed in terms of the amount of hemoglobin in an individual corpuscle.

**Valgus** (*val'-gus*) [L.] 1. A bow-legged man. 2. See *Talipes*.

**V., Nervous**, valgus of neurotic origin.

**V., Paralytic**, valgus caused by paralysis of the tibialis anticus.

**V., Spurious.** Same as *Splay-foot*.

**Validirostral** (*val-id-ir-os'-tral*) [*validus*, strong; *rostrum*, beak]. In biology, furnished with a stout beak.

**Vallate** (*val'-ât*) [*vallum*, rampart]. In anatomy, surrounded with a walled depression; cupped.

**Vallecula** (*val-ek'-u-lah*) [*valles*, vale; *pl.*, *Valleculæ*].

In biology, a groove, depression, or furrow. A name applied to several slight furrows or pits of the body.

Specifically, a deep mesal crevice of the cerebellum.

**V. cerebelli.** See *Valley of the Cerebellum*.

**Vallecular** (*val-ek'-u-lar*) [*vallecula*, a little furrow]. Pertaining to or resembling a vallecula.

**V. Canal**, an intercellular canal in the stem of certain *Equisetaceæ*, opposite a groove on the surface.

**Valleculate** (*val-ek'-u-lât*) [*vallecula*, a little furrow].

Marked with valleculæ.

**Valleix, Tender Points of.** Certain painful points observed in intercostal neuralgia: (1) at the exit of the nerve from the spinal canal; (2) in the axillary region; (3) close to the sternum or in the epigastrium.

See *Points douloureux*.

**Vallet's Mass.** See *Ferrum*.

**Valley of the Cerebellum.** The depression dividing the lateral hemispheres of the cerebellum.

**Valli-Ritter's Law.** See *Law*.

**Vallicula** (*val-ik'-u-lah*). See *Vallecula*.

**Vallum** (*val'-um*) [L.]. In anatomy, the supercilium or eyebrow.

**Valonia** (*va-lo'-ne-ah*) [Gr., *βίλανος*, an acorn]. The commercial name for the acorn-cups of several species of oak (*Quercus agrifolia* and *Q. macrolepis*) coming from Asia Minor, Roumelia, and Greece. They are of a bright-drab color and contain 25 to 35 per cent. of a tannin somewhat resembling that of oak-bark, but giving a browner color and a heavier bloom. They are generally used in admixture with oak-bark, myrobalans, or mimosa bark, because of themselves, they produce too brittle a leather.

**Valsalva's Experiment, V.'s Method.** In the normal subject if the patient be directed to hold the nose tightly, shut his mouth, and forcibly expire, the air passes up the Eustachian tubes and distends the cavity of the tympanum.

**V., Sinus of.** See *Sinus*.

**Valva** (*val'-vah*) [*valva*, the leaf of a door; *pl.*, *Valvæ*]. In biology, a valve. The maxilla of a bee.

**Valval** (*val'-val*) [*valva*, valve]. Pertaining to a valve.

**Valvar** (*val'-var*) [*valva*, valve]. Pertaining to or of the nature of a valve.

**Valvate** (*val'-vât*) [*valva*, the leaf of a door]. In biology, resembling or functioning as a valve. Applied in botany to a form of dehiscence of some anthers and to a form of estivation in which the pieces of the whorl touch each other by their edges, but do not overlap.

**Valve** (*valv*) [*valva*, folding doors]. A membrane or lid so affixed to a tube or canal that it opens to permit free passage one way, but closes to intercept passage in the opposite direction.

**V., Aortic**, the semilunar

valve of three segments situated at the junction of the aorta with the heart.

**V. of Bauhin**, the ileo-cecal valve.

**V., Bicuspid.** Same as *V., Mitral*.

**V., Connivent.** See *Duodenum*.

**V., Coronary**, the valve that protects the orifice of the coronary sinus and prevents regurgitation of blood during the contraction of the auricle.

**V., Eustachian**, that between the post-cava and the right auricle.

**V. of Hasner**, an imperfect valve at the inferior meatus of the nose.

**V., Heister's**, folds of mucous membrane of the neck of the gall-bladder.

**V., Houston's**, three oblique folds in the mucous membrane of the rectum at about the level of the prostate.

**V., Ileo-colic**, the valve that guards the communication of the ileum with the colon.

**V. of Kerkring.** See *Duodenum*.

**Vs. of the Lymphatics**, semilunar folds of the inner coat opposite each other.

**V., Mitral**, the valve that controls the opening from the left auricle to the left ventricle; it is constituted of two leaflets.

**V., Pulmonary**, the three semilunar leaflets at the junction of the pulmonary artery and the right ventricle.

**V., Pyloric**, a thick fold of mucosa covering the pyloric sphincter.

**Vs., Semilunar**, the three valves guarding the orifice of the pulmonary artery; also the three valves at the orifice of the aorta.

**V.-test** (*Azoulay's*), auscultation of the heart while the patient is lying with the arms raised perpendicularly and the legs lifted obliquely.

**V. of Thebesius**, the coronary valve or fold of the endocardium of the right auricle which protects the coronary sinus.

**V., Tricuspid**, that which controls the opening from the right auricle to the right ventricle; it is constituted of three segments.

**V. of Tulpus**, the ileo-cecal valve.

**V. of Varolius**, the ileo-cecal valve.

**Vs. of a Vein**, semilunar folds of the ental coat of veins.

**V. of Vieussens**, a thin leaf of medullary substance between the prepeduncles of the cerebellum; the valvula.

**Valviferous** (*val-vif'-er-us*) [*valva*, valve; *ferre*, to bear]. Bearing a valve.

**Valviform** (*val'-vif-orm*) [*valva*, valve; *forma*, form]. Valvular.

**Valvula** (*val'-vu-lah*) [dim. of *valva*, a valve]. A small valve; a valvule. Specifically, a transparent lamina between the gemina and the lingula, constituting the caudal portion of the mesocelion roof.

**Valvulæ conniventes** (or valves of Kerkring). See *Duodenum*.

**Valvular** (*val'-vu-lar*) [*valvula*, a small valve]. Pertaining to a valvula or to a valve.

**Valvule** (*val'-vûl*) [*valva*, the leaf of a door]. In biology, a little valve.

**Valvulitis** (*val-vu-lî'-tis*) [*valvula*, a small valve; *τις*, inflammation]. Inflammation of a valve, especially of a cardiac valve.

**Valylene** (*val'-il-ên*),  $C_5H_8$ . A hydrocarbon with an alliaceous odor; it boils at 50° C. and is a homologue of vinyl acetylene.

**Vampirism** (*vam'-pir-izm*) [Russ., *vampîrû*, a vampire]. The (imaginary) practice of sucking the blood of living persons; the insane belief that some person sucks one's blood by night. This belief is endemic in some countries, and is not uncommon among lunatics.

**Vanadium** (*van-a'-de-um*) [*Vanadis*, a goddess of the Scandinavian mythology]. A metal of the antimony group; symbol V; at. wt. 51.2. Its oxids are the *vanadic* and *vanadous* acids. See *Elements, Table of*.

**V. Bronze.** See *Pigments, Conspectus of*.

**Van Bemmelen, Papilliform Bodies of.** See *Megalesthe*.

**Van Deen's Test.** See *Tests, Table of*.

**Vandellia** (*van-del'-e-ah*) [after *Vandelli*, an Italian botanist]. A genus of scrophulariaceous plants.

**V.**



**diffusa**, of S. America, is emetic and purgative, and said to be useful in hepatic and intestinal diseases. Dose of ext. gr. xv-xxiv. Unof.

**Van der Kolk's Law.** See *Law*.

**Vandyke Brown.** See *Pigments, Conspectus of*.

**Van Gheuchten's Fixing Solution.** See under *Stains, Table of*.

**Van Harlingen's Formula.** A formula for the treatment of acne rosacea. It consists of 1 dram of precipitated sulphur, with five grains of powdered camphor, 10 of powdered gum tragacanth, and one ounce each of rose-water and lime-water.

**Vanilla** (*van-il'-ah*) [L.]. The fruit of *I. planifolia*, an orchid found in tropical America, and of other species of the genus. Its odor is due to a methyl-ether, *vanillin*,  $C_8H_8O_3$ . It is an aromatic stimulant, sometimes employed in hysteria and low fevers, but it is used chiefly as a flavor. **V., Tinct.,** 10 per cent. Dose as desired.

**Vanillin** (*van-il'-in*) [*vanilla*, vanilla],  $C_8H_8O_3$ . The active and odorless constituent of the vanilla-bean pods. It crystallizes in stellate groups of colorless needles, is soluble in hot water, alcohol and ether, and melts at 80-81°C. It has a warm, aromatic taste. Commercial vanillin is in part prepared from the inner bark of white pine and from eugenol. Dose gr.  $\frac{1}{2}$ . See *Vanilla*.

**Vanillism** (*van-il'-izm*) [*vanilla*, vanilla]. The symptoms among the workmen in vanilla-factories, due to the action of the volatile principles of vanilla.

**Van Swieten's Liquid, or Solution.** A solution of use as a local application to the secondary and tertiary lesions of syphilis about the head, face, and neck, and may also be taken internally. It is composed of the following: Corrosive chlorid of mercury 2 grains, alcohol 3 drams, distilled water sufficient to make 4 ounces. Of this one teaspoonful contains  $\frac{1}{16}$  of a grain of corrosive sublimate. It has been used by d'Arsonval in preparing glands (thyreoid, etc.) for administration in organotherapy.

**Vao** (*va'-o*) [S. Am.]. A South American arrow-poison.

**Vapo-cresolin** (*va-po-kres'-o-lin*) [*vapor*, vapor; *cresolin*]. A popular remedy in the treatment of laryngeal diphtheria.

**Vapor** (*va'-por*) [L.: *gen., Vaporis; pl., Vapores*]. The gaseous form of a substance which at ordinary temperatures is a liquid. In the B. P., certain *vapores*, or medicinal vapors, to be exhibited by inhalation, are officially recognized. **V.-bath**, the application for therapeutic purposes of steam (medicated or otherwise), or of some other vapor, to the surface of the body, in a suitable apartment or apparatus. **V.-douche**, a jet of vapor impinging upon the surface of the body or some part thereof; used therapeutically.

**Vapores uterini.** Synonym of *Hysteria*.

**Vaporarium** (*va-por-a'-re-um*) [L.]. A Russian bath, or a vapor-bath; or an establishment or apparatus for such baths.

**Vaporizable** (*va-por-i'-za-bl*) [*vapor*, vapor]. Capable of being vaporized.

**Vaporization** (*va-por-iz-a'-shun*) [*vapor*, vapor]. The process by which volatile matters are separated from fixed substances by means of heat. The conversion of a solid or liquid into a vapor.

**Vaporize** (*va'-por-iz*) [*vapor*, vapor]. To reduce to vapor.

**Vaporizer** (*va'-por-iz-er*) [*vapor*, vapor]. An atomizer, a nebulizer.

**Vaporole** (*va'-por-ol*) [*vapor*, vapor]. A friable, glass capsule containing a drug for inhalation.

**Vaporous** (*va'-por-u*) [*vapor*, vapor]. 1. Pertaining to or consisting of vapor. 2. Arterial.

**Vapors** (*va'-porz*) [*vapor*, vapor]. Hypochondriasis; lowness of spirits; hysteria.

**Variability** (*va-re-a-bil'-it-e*) [*variare*, to change]. In biology, morphologic and physiologic plasticity, or the ability of the organism or race to adapt itself to its environment.

**Variation** (*va-re-a'-shun*) [*variare*, to change]. In biology, morphologic or physiologic deviation from a given type as the result of environment, natural selection, or cultivation and domestication. Cornevin establishes the following list of the modes of variation among animals:—

#### I. MORPHOLOGIC VARIATIONS.

Variations through disappearance.	Absence of horns, ears, hair, pigment, etc.
Variations through arrested development.	Total: Dwarfing, discoloration. Partial: Niatism, partial discoloration, reduction in the number of limbs, etc.
Variations through juxtaposition.	Is seen in some hybrids when the characters of both progenitors co-exist side by side.
Variations through fusion.	Diminished number of ribs, teeth, digits, vertebrae, etc.
Variations through transformation.	Wool replaced by hair, scales replaced by feathers, etc.
Variations through hypertrophy.	Total: Giants, melanism, extreme hairiness. Partial: Drooping ears, very long horns, hairs or feathers of unusual length.
Variations through division or repetition.	Supplementary vertebrae, ribs, teeth, horns, digits, etc.

#### II. PHYSIOLOGIC VARIATIONS.

Variations through diminished activity.	Lateness of development; enfeeblement of sexual tendencies; sluggishness.
Variations through earlier activity.	Precocity.
Variations through exaggerated activity.	Increase in fertility, etc.
Variations through stronger activity.	Vigor, immunity from diseases, etc.

To this list De Varigny adds **CHEMIC VARIATION**.

**V., Double**, the double current produced in a muscle by the passage of a single induction-shock. **V., Negative** (*of a muscle-current*), the diminution of the muscle-current caused by stimulation of the motor nerve.

**Varicated** (*var'-ik-a-ted*) [*varix*, varix]. Having varices.

**Varication** (*var-ik-a'-shun*) [*varix*, varix]. The formation of a varix; a system of varices.

**Varicella** (*var-is-el'-ah*) [dim. of *variola*, smallpox]. An acute, specific, infectious disease of children, popularly known as *chicken-pox*. It has an incubation-period of from eight to fourteen days, and is rarely preceded by a premonitory stage of slight fever and roseolous rash. This latter appears first on the back or chest, as scattered, slightly elevated, round, rose-colored spots; these are quickly followed by an eruption of glabrous, transparent vesicles, which appear in successive crops on different parts of the body—there may be four or five of these crops—bursting the third to the fifth day from their appearance, finally leaving small, punctured scabs. There are generally but slight febrile symptoms. **V. coniformis**, *swine-pox*; varicella in which the vesicles are conic. **V., Conoidal**. Same as *V. coniformis*. **V. gangrænosa**.

See *Dermatitis gangrenosa infantum*. **V. globata**, *swine-pox*; hives; varicella in which the vesicles are hemispheric. **V. Prurigo**, Hutchinson's term for the occurrence in the mildest cases of varicelli of fresh crops of papules and pustules, the process lasting for weeks, and being accompanied by a good deal of itching, but by very little if any ulceration. **V., Pustular**. Same as *Varioloid*. **V. syphilitica**, a syphiloderm having the form of a varicellar eruption.

**Varicellar** (*var-is-el'-ar*) [*varicella*, dim. of *variola*, smallpox]. Pertaining to varicella.

**Varicellate** (*var-is-el'-at*) [*varicella*, varicella]. Having small varices.

**Varicelloid** (*var-is-el'-oid*) [*varicella*, varicella; *ειδος*, like]. Resembling varicella.

**Varices** (*var'-is-ēz*) [L.]. Plural of *Varix*, *q. v.* **V. gelatinosæ**. Gelatinous accumulations in the umbilical cord.

**Variciform** (*var'-is-if-orm*) [*varix*, a swollen vein; *forma*, a form]. Having the form of a varix or swelled vein.

**Varicoblepharon** (*var-ik-o-blef'-ar-on*) [*varix*, varix; *βλέφαρον*, eyelid]. A varicosity of the eyelid.

**Varicocele** (*var'-ik-o-sēl'*) [*varix*, varix; *κήλη*, a tumor]. Dilatation of the veins of the scrotum or of the spermatic cord. **V., Ovarian**, varicosity of the veins of the broad ligament. **V., Utero-ovarian**, varicocele in the female.

**Varicolectomy** (*var-ik-o-se-lek'-to-me*) [*varix*, varix; *κήλη*, tumor; *ἐκτομή*, excision]. Excision of a varicocele.

**Varicoid** (*var'-ik-oid*) [*varix*, varix; *ειδος*, like]. Resembling a varix.

**Varicomphalus** (*var-ik-om'-fal-us*) [*varix*, varix; *ὀμφαλός*, navel]. A varicosity at the navel.

**Varicose** (*var'-ik-o-sēz*) [*varix*, varix]. Swollen, knotted, and tortuous. **V. Aneurysm**. See *Aneurysm*. **V. Fibers**, medullated axis-cylinders provided with Ranvier's nodes and with incisures; they are destitute of neurilemma, and show, after death, swellings due to the accumulation of fluid between the myelin and the axis-cylinder; they form the white matter of the spinal cord and brain.

**Varicosis** (*var-ik-o'-sis*) [*varix*, varix]. An abnormal dilatation of the veins.

**Varicosity** (*var-ik-os'-it-e*) [*varix*, varix]. The condition of being varicose; a varicose portion of a vein.

**Varicotomy** (*var-ik-o'-o-me*). Same as *Cirsotomy*.

**Varicula** (*var-ik'-u-lah*) [dim. of *varix*, varix]. A varix of the conjunctiva. Same as *Cirsophthalmia*.

**Variety** (*va-ri'-et-e*) [*varieti*, difference; *pl.*, *Varieties*]. In biologic taxonomy, a subdivision of a species; a stock, strain, breed.

**Variola** (*va-ri'-o-lah*) [*varius*, variegated, spotted]. Smallpox. A specific infectious disease ushered in with severe febrile symptoms, which, in the course of two or three days, are followed by a papular eruption spreading over all parts of the body. During the succeeding two weeks the eruption passes through periods of vesiculation, pustulation, and incrustation. The falling off of the crusts leaves the well-known pock-marks or pitted appearance on the skin. The period of incubation is about thirteen days. A secondary

fever usually sets in during the pustular stage. **V. confluens**. Same as *V. Confluent*. **V., Confluent**, a severe form, in which the pustules spread and run together. **V., Congenital**, variola of the newborn, due to intra-uterine infection. **V. cornea**, hornpox; a variety of variola in which papular growths take the place of pustules. **V., Discrete**, a form in which the pustules preserve their distinct individuality. **V. dysenterica**, smallpox complicated with a form of persistent diarrhea. **V., Emphysematous**, a form of variola in which the pustules contain gas. **V. equina**, horse-pox. **V., Hemorrhagic**, variola in which hemorrhages into the vesicles occur, which gives them a blackish appearance. **V. maligna**, black smallpox; a severe and very fatal form of variola, of the hemorrhagic type. **V., Malignant**, often called *black smallpox* and *hemorrhagic smallpox*. Its distinguishing feature is hemorrhage into the skin. It is invariably fatal. **V., Mitigated**, or **Modified**. See *Varioloid*. **V. notha**. Synonym of *Varicella*. **Variolæ ovinae**. Same as *Sheep-pox*. **V. spuria**. Synonym of *Varicella*. **V., Tubercular**, variola in which the pustules assume a tubercular form. **V. vaccina atrophica**, stonepox; an abortive form of variola in which the vesicle dries before reaching the pustular stage. **V. vaccina bullosa**, a form of vaccinia in which large single bullæ take the place of the ordinary vesicles. **V. vaccina erysipelatosa**, the association of vaccinia and erysipelas at the point of inoculation. **V. vaccina ulcerosa**, vaccinia attended with ulceration at the point of inoculation. **V. vera**, true smallpox, as distinguished from varioloid. **V. verrucosa**, wartpox; a mild, abortive form of variola.

**Variolad** (*va-ri'-o-lad*) [*variola*, variola]. An infectious germ of the smallpox virus.

**Variolar** (*va-ri'-o-lar*) [*variola*, smallpox]. Pertaining to smallpox.

**Variolate** (*var'-e-o-lāt*) [*variola*, variola]. 1. Having small pustules like those of variola. 2. To inoculate with smallpox.

**Variolated** (*var'-e-o-la-ted*) [*variola*, smallpox]. Having or having had variola.

**Variolation**, **Variolization** (*var-e-o-la'-shun*, *va-re-o-liz'-a-shun*) [*variola*, variola]. The inoculation of smallpox.

**Variolator** (*var'-e-o-la-tor*) [*variola*, variola]. One who inoculates with smallpox.

**Variolic** (*var-e-ol'-ik*) [*variola*, variola]. Pocky, variolous.

**Varioliform** (*var-i'-o-lif-orm*) [*variola*, variola; *forma*, form]. Resembling variola.

**Variolin** (*var-i'-o-lin*) [*variola*, variola]. The specific virus of smallpox.

**Varioloid** (*var'-e-o-loid*) [*variola*, variola; *ειδος*, resemblance]. The slight form of the disease variola or smallpox as modified by vaccination or inoculation. It is chiefly important from the possibility that the patient may become a source of infection to others.

**Variolous** (*var-i'-o-lus*) [*variola*, variola]. Pertaining to or having the nature of variola.

**Variolo-vaccine** (*var-i'-o-lo-vak'-sin*) [*variola*, variola; *vacca*, cow]. A vaccine-lymph or crust obtained from a heifer which has been inoculated with smallpox virus.

**Variolo-vaccinia** (*var-i'-o-lo-vak-sin'-e-ah*) [*variola*; *vacca*, cow]. A form of vaccinia or cowpox induced in the heifer by inoculating her with smallpox virus.

**Varix** (*var'-iks*) [*varus*, crooked; *pl.*, *Varices*]. A venous dilatation. **V., Aneurysmal**. See *Aneurysm*. **V. lymphaticus**. See *Lymph-scrotum*.

**Varnish** (*var'-nish*) [ME., *vernysch*, varnish]. A quickly-drying solution of some resin. Varnishes are



VARICOSE VEINS.



popularly used to exclude the air from wounds, and in suitable cases they often act happily.

**Varoli's Bridge.** See *Pons varolii*.

**Varolii, Pons.** See *Pons*.

**Varolius, Bridge of.** See *Bridge*.

**Varentrapp and Will, Method of.** A method for the determination of nitrogen in organic compounds. The substance to be analyzed is reduced to the finest powder, dried, and weighed; then mixed with soda-lime. It is then placed in a combustion-tube, loosely plugged with asbestos, and heated. The nitrogen is converted into ammonia, which is absorbed by hydrochloric acid contained in a bulb connected with the tube. This is then treated with platinic chloride, which precipitates ammonium-platinum chloride, and the nitrogen is estimated.

**Varus** (*va'-rus*) [L., bent]. See *Acne* and *Talipes*. **V., Arterial**, a circoid aneurysm. **V. comedo.** Same as *Acne punctata*. **V., Equino-**. See *Talipes*. **V. gutta rosea.** Same as *Rosacea*. **V. punctatus.** Same as *Acne punctata*. **V. sebaceus.** Same as *Seborrhea*.

**Vas** (*vas*) [L., a vessel: *pl.*, *Vasa*]. A vessel. A generic term for the tubules or canal-like structures for the conduction of liquids, secretions, etc., through the body or from one organ to another; used particularly to designate vessels carrying blood. **V. aberrans.** See *Vasculum aberrans*. **V. deferens**, the excretory duct of the testis, the continuation of the epididymis.

**Vasa** (*va'-zah*) [L.]. Plural of *Vas*, *q. v.* **V. aberrantia**: 1. Vessels that sometimes connect the brachial or axillary artery with one of the arteries of the forearm. 2. Isolated bile-ducts on the surface of the liver, which have no relation to any system of hepatic lobules, as if the lobules to which they originally belonged had atrophied and disappeared. **V. afferentia**, the branches of a lymphatic or lacteal vessel previous to entering a gland. **V. brevia**, gastric branches of the splenic artery. **V. efferentia**, the terminal ducts of the rete testis; applied also to the efferent vessels of lymphatic glands. **V. intestini tenuis**, small vessels arising from the superior mesenteric artery and distributed to the jejunum and ileum. See *Intestinal Artery* in *Arteries*, *Table of*. **V. recta**, the tubules of the rete testis. **V. vasorum**, the vessels supplying the arteries and veins with blood,—*i. e.*, the vessels supplying the vessels themselves. **V. vorticiosa.** See *Vena*.

**Vasal** (*va'-zal*) [*vas*, a vessel]. Pertaining to a vessel or to vessels. *Vascular*.

**Vasalium** (*vaz-a'-le-um*) [*vas*, a vessel: *pl.*, *Vasalia*]. In biology, tissues peculiar to vascular or closed cavities; *Endothelium*, *Catarium*.

**Vascoa** (*vas-ko'-ah*) [L.]. A genus of leguminous plants. The roots of the S. African *V. amplexicaulis* are used as a substitute for liquorice. **V. perfoliata**, an African plant, is a strong diuretic. Unof.

**Vascula** (*vas'-ku lah*) [L.]. Plural of *Vasculum*, *q. v.*

**Vascular** (*vas'-ku-lar*) [*vasculum*, a small vessel]. Consisting of, pertaining to, or provided with vessels. **V. Fibers**, centrifugal nerve-fibers exciting contraction of blood-vessels. *Vasomotor fibers*. **V. Lamellæ.** See *Plate*, *Cathammal*. **V. System**, the venous and arterial system.

**Vascularity** (*vas-ku-lar'-it-e*) [*vasculum*, a little vessel]. The quality of being vascular.

**Vascularization** (*vas-ku-lar-iz-a'-shun*) [*vasculum*, a little vessel]. The formation and extension of vascular capillaries. The process of becoming vascular.

**Vasculiform** (*vas'-ku-lif-orm*) [*vasculum*, a small vessel; *forma*, form]. In biology, having the form of a vessel; like a flower-pot.

**Vasculin** (*vas'-ku-lin*) [*vasculum*, a little vessel]. Extract of vascular tissue.

**Vasculomotor** (*vas-ku-lo-mo'-tor*) [*vasculum*, a little vessel; *motor*, a mover]. Acting as a vasomotor upon the capillaries.

**Vasculose** (*vas'-ku-lös*) [*vasculum*, a vessel]. 1. Same as *Vascular*. 2. The substance forming the vascular tissue of plants.

**Vasculum** (*vas'-ku-lum*) [L.: *pl.*, *Vascula*]. A small vessel. In biology, a botanist's collecting-case. **V. aberrans**, a tube extending from the lower part of the epididymis into the cord.

**Vaselin** (*vaz'-el-in*) [irregular; Ger., *wasser*, water; *öl*, oil]. Same as *Petrolatum*. The vaselins are paraffins that liquefy readily and fuse between 30° and 40° C.; they are employed as bases for ointments. **V., Liquid**, a liquid paraffin used as a vehicle for active medicines.

**Vasifactive** (*vaz-if-ak'-tiv*) [*vas*, vessel; *facere*, make]. Giving rise to new blood-vessels. See *Angioplastie*.

**Vasiform** (*vaz'-if-orm*) [*vas*, vessel; *forma*, form]. In biology, resembling a vessel or duct.

**Vaso-** (*va'-zo-*) [*vas*, a vessel]. A prefix employed to denote connection with the vessels.

**Vaso-constrictive** (*va'-zo-kon-strik'-tiv*) [*vas*, vessel; *constringere*, to constrict]. Promoting or stimulating the constriction of blood-vessels.

**Vaso-constrictor** (*va'-zo-kon-strik'-tor*) [*vas*, vessel; *constrictor*, constrictor]. 1. Causing a constriction of the blood-vessels. 2. A nerve or a drug that causes constriction of blood-vessels.

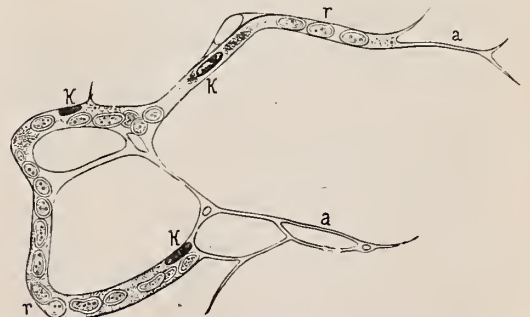
**Vaso-corona** (*va'-zo-ko-ro'-nah*) [*vas*, vessel; *corona*, crown]. The system of arterioles that supply the periphery of the spinal cord.

**Vaso-dental** (*va'-zo-den'-tin-al*) [*vas*, vessel; *dens*, a tooth]. Pertaining to or of the nature of vaso-dentine.

**Vaso-dentine** (*va'-zo-den'-tin*) [*vas*, vessel; *dens*, tooth]. Dentine having capillaries large enough for the passage of red blood-corpuscles.

**Vaso-dilator** (*va'-zo-di-la'-tor*) [*vas*, vessel; *dilator*, a dilator]. 1. Pertaining to the positive dilating motility of the non-striated muscles of the vascular system. A nervous mechanism, with a center and efferent nerves, probably exists. 2. A nerve-element or a drug that causes dilatation of blood-vessels.

**Vaso-formative** (*va'-zo-for'-mat-iv*) [*vas*, vessel; *formare*, to form]. Forming or producing vessels. See *Vasofactive*. **V. Cells**, those engaged in the production of vascular tissue.



VASO-FORMATIVE CELLS.

*r, r.* Red blood-corpuscles. *k, k* Nuclei of vaso-formative cells. *a, a.* Processes that ultimately unite to form capillaries.

**Vaso-ganglion** (*va'-zo-gang'-gle-on*) [*vas*, vessel; *γάνγλιον*, ganglion]. A knot, or rete, of blood-vessels.

**Vasogen** (*va'-zo-jen*) [*vaselin*; *γενᾶν*, to produce]. Oxygenated vaselin.

**Vaso-hypertonic** (*va'-zo-hi-per-ton'-ik*). See *Vaso-motor*.

**Vaso-inhibitory** (*va'-zo-in-hib'-it-or-e*) [*vas*, vessel; *inhibere*, to inhibit]. Pertaining to the function of inhibition of vasomotor action or of vascular contraction.

**Vasomotion** (*va'-zo-mo'-shun*) [*vas*, vessel; *motio*, motion]. Increase or decrease of the caliber of a blood-vessel.

**Vasomotor** (*va'-zo-mo'-tor*) [*vas*, vessel; *motor*, motor]. Pertaining to the motility of the non-striped muscles of the arterial system; regulating the tension of a blood-vessel; vaso-constrictor. **V. Ataxia**, a condition of instability of the circulatory mechanism, described by S. Solis-Cohen and characterized by abnormal readiness of disturbance of the equilibrium of the cardio-vascular apparatus, with tardiness of restoration. In some cases the phenomena are of parietic, in others of spasmodic character. Usually the two kinds of phenomena are displayed in varying degree in the same patient. Dermographism is an essential feature and in most cases factitious urticaria can be induced; mottlings of the skin, peculiar markings of the nails, telangiectases and stigmata are common. There is usually a hemorrhagic tendency. In some cases the thyroid gland has been altered. The action of the heart is usually rapid, irregular, and easily disturbed; palpitation is common, and intermittent tachycardia has been noticed; hemic and functional murmurs are not uncommon. **V. Bronchitis**. See *Asthma*. **V. Center**. See *Center*. Subordinate centers are distributed throughout the spinal axis. **V. Nerves**, the nerves passing to the blood-vessels; stimulation causing contraction, narrowing of the lumen, and consequent increase of blood-pressure. Paralysis of the center produces the opposite effects. **V. Rhinitis**. See *Hay-fever*.

**Vasomotorial**, **Vasomotory** (*va'-zo-mo-to'-re-al*, *va'-zo-mo'-tor-e*) [*vas*, vessel; *motor*, motor]. Relating to the vasomotor function.

**Vasomotricity** (*va'-zo-mo-tris'-it-e*) [*vas*, vessel; *motor*, motor]. The quality of having a vasomotor action.

**Vaso-peritoneal** (*va'-zo-per-it-on'-e'-al*) [*vas*, vessel; *peritoneal*]. In biology, pertaining to the closed sac which results from the cutting off from the archenteron of a cecal diverticulum to which the anterior part of that cavity gives rise.

**Vaso-sensory** (*va'-zo-sen'-so-re*) [*vas*, vessel; *sensory*]. Serving as a sensory apparatus for the vessels.

**Vastus** (*vas'-tus*). See *Muscles*, *Table of*.

**Vat-blue** (*vat'-blu*). Same as *Indigo-blue*.

**Vater's Ampulla**. See *Ampulla*. **V.'s Corpuscles**. See *Pacinian Bodies* or *Corpuscles*. **V.'s Diverticulum**. Same as *V.'s Ampulla*. **V.'s Fold**. See *Fold*.

**Vatrax** (*va'-traks*) [L.]. See *Vatricose*.

**Vatricose** (*vat'-rik-oz*) [*vaticrosus*]. Club-footed.

**Vault** (*vault*) [ME., *vaulte*, vault]. The dome or arch of the skull; the hollow of the roof of the mouth. **V. of Cranium**. See *Calvaria*.

**Vecordia** (*ve-kor'-de-ah*) [*vecors*, destitute of reason]. Insanity; especially dementia or idiocy.

**Vectis** (*vek'-tis*) [*vehere*, to carry]. An instrument similar to the single blade of a forceps, used in expediting the delivery of the head in labor.

**Vegetable** (*vej'-et-a-bl*) [F., *végétale*, vegetable]. (a) A plant, especially a kitchen herb. (b) See *Vegetal*. **V. Æthiops**, a kind of charcoal produced by the incineration of *Ficus vesiculosus* in closed vessels. It has been employed in glandular and scrofulous affections, and contains a small quantity of iodine. **V. Albumin**. See *Phytalbumose*. **V. Bezoar**. See *Calapitte*. **V. Coloring-matters**. See *Conspectus of*

*Pigments*, under *Pigment*. **V. Economy**, the systematic arrangement of the parts and organs of plants. **V. Gum**. See *Bassorin*. **V. Mercury**. See *Manaca* and *Anchietia salutaris*. **V. Proteids**. See *Proteid*. **V. Sponge**. See *Luffa*. **V. Sulphur**. See *Lycopodium*.

**Vegetal** (*vej'-e-tal*) [*vegetus*, lively; *vegere*, to move, quicken]. In biology, of or pertaining to plants, characteristic of plants, plant-like in habit. **V. Functions**, the vital phenomena common to plants and animals, viz., irritability, digestion, assimilation, growth, secretion, excretion, circulation, respiration, generation.

**Vegetality** (*vej'-e-tal'-it-e*) [*vegere*, to move, excite, quicken]. In biology, the possession of *Vegetal Functions*, *q. v.*; the opposite of *animality*.

**Vegetarian** (*vej'-e-tal'-re-an*) [*vegetare*, to quicken]. One who lives on vegetable food alone.

**Vegetarianism** (*vej'-e-tal'-re-an-izm*) [*vegetare*, to quicken]. The doctrine that vegetable food is the only kind proper for man, and the practice of this doctrine.

**Vegetatio** (*vej'-e-tal'-she-o*). Same as *Vegetation*.

**Vegetation** (*vej'-e-tal'-shun*) [*vegetatio*; *vegere*, to grow]. Morbid or fungous growth, such as abnormal granulations, excrescences, warts, etc. **V., Adenoid**, morbid growths in the naso-pharyngeal cavity. **Vs., Digital**, prominent, villous vegetations. **Vs., Fibrinous**, small, wart-like bodies growing on a serous surface. **Vs., Urethral**, papillomata of the urethra.

**Vegetative** (*vej'-e-ti-tiv*) [*vegere*, to grow]. Having the power of growth, like a vegetable; applied to certain tumors.

**Vegeto-** (*vej'-et-o*) [*vegere*, to grow]. A prefix employed to denote connection with or relation to the vegetable kingdom.

**Vehicle** (*vel'-hik-l*) [*vehiculum*; *vehere*, to carry]. Anything which carries or conveys. In pharmacy, any excipient or substance serving as a medium of administration.

**Veiel's Paste**. A paste used in the treatment of furuncles. It consists of equal parts of oxid of zinc and vaselin, with 4 per cent. of boric acid. It is to be well rubbed into the skin around the boil three times a day.

**Veil** (*vāl*) [*velum*, veil]. See *Velum*, *Velamen* and *Calyptra*. **V., Acquired**, an obscuration or imperfection of voice from exposure to cold, catarrhal conditions, or overuse, or from bad training. **V., Uterine**, a cap fitted over the cervix uteri, to prevent the entrance of the semen.

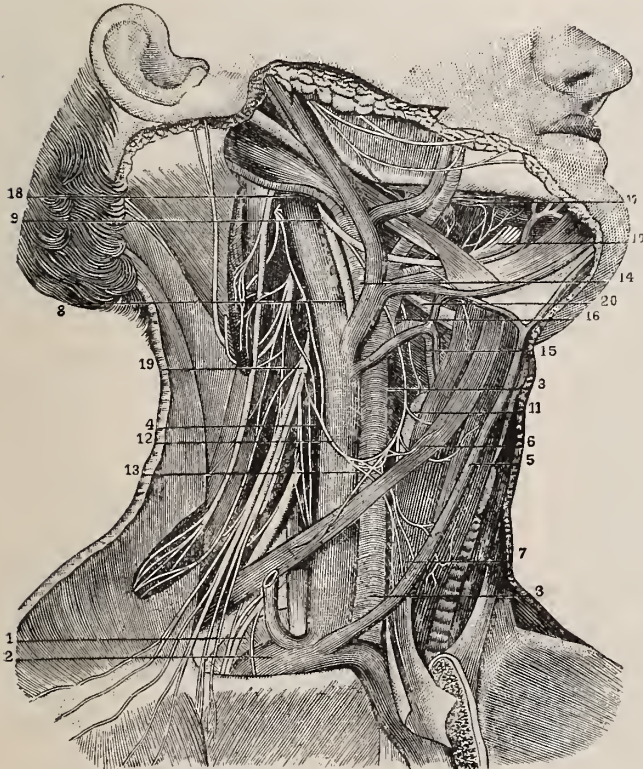
**Vein** (*vān*) [*vena*, vein]. The veins are tube-like vessels that receive the blood from the lungs and peripheral organs of the body and convey it to the auricles of the heart. They are divided into three systems or groups: the Pulmonary, Systemic, and Portal, the latter being an appendage of the systemic, its capillaries ramifying in the liver. In biology, one of the fibro-vascular bundles of a leaf. **V., Axillary**, a small vein accompanying the artery of the same name. **V., Angular**, a continuation of the frontal vein downward to become the facial at the lower margin of the orbit. **V., Auricular** (*anterior* and *posterior*). 1. The vein of the ear. 2. A vein from the cardiac auricles. **V., Axillary**, a large vein formed by the junction of the inner brachial venæ. It lies to the inner side of the axillary artery and becomes the subclavian at the border of the first rib. **Vs., Azygos** (three in number), situated ventrad of the bodies of the thoracic vertebrae; they are a means of communication between the superior and inferior venæ cavae. **V., Basilar**, a large vein passing back over the crus cerebri to unite with the veins of Galen. **V., Basilic**, a vein on the inner



side of the arm. It unites with the inner brachial to form the axillary. **Vs., Brachial**, the veins accompanying the brachial artery. **V., Brachio-cephalic**. See *V., Innominate*. **Vs. of Breschet**, the veins of the diploë. **Vs., Bronchial**, veins that correspond to the bronchial arteries. **V.-brooch**, an instrument for compressing varicose veins. **V., Buccal**, a vein coming from the buccinator muscle; it empties into the pterygoid plexus. **V., Capsular**, the supra-renal vein. **Vs., Cardiac**, the veins from the heart. **V., Cephalic**, a large vein of the arm, formed by the union of the median cephalic and superficial radial. It opens into the axillary. **Vs.,**

*superficial*), veins accompanying the arteries of the same name. **V., Conarial**, a vein originating in the fine venous plexus over the conarium. It is one of the prebasal veins that unite to form the subcerebral. **Vs., Coronary**: 1. Same as *V., Cardiac*. 2. Veins surrounding the margins of the lips. 3. See *V., Gastric*. **V., Cystic**, a vein returning the blood from the gall-bladder; it empties into the portal vein. **Vs., Dental**, veins conveying the blood from the alveoli of the jaws. **V., Diaphragmatic**. See *V., Phrenic*. **Vs., Emisary**, small veins passing through the cranial foramina and connecting the cerebral sinuses with external veins. **Vs., Emulgent**, a synonym of the renal veins. **V.,**

**Epigastric, Deep**, a vein emptying into the external iliac above Poupart's ligament. **Vs., Ethmoid**, veins corresponding to the arteries of the same name. **Vs., Extra-spinal**, veins ramifying over the external surfaces of the vertebrae. **V., Facial**, a continuation of the angular vein; it joins the internal jugular at the level of the hyoid bone. **V., Femoral, Common**, a short, thick trunk corresponding to the femoral artery; it becomes the external iliac at Poupart's ligament. **V., Femoral, Deep**, a vein accompanying the femoral artery; it empties into the superficial femoral. **V., Femoral, Superficial**, a name given to the femoral vein before it is joined by the deep femoral vein to form the common femoral vein. **V., Frontal**, a name given to the anterior vein of the scalp as it crosses the frontal bone. **V. of Galen**, a synonym for the anterior cardiac vein. **Vs. of Galen**, two large veins of the brain, continuations of the internal cerebral veins; they open into the straight sinus. Sometimes there is but a single vein of Galen instead of two. **V., Gastric**, a vein accompanying the artery of the same name. **V., Gluteal**, a vein passing through the great sacro-sciatic foramen with the gluteal artery. **Vs., Hemiazgygos**, small, accessory veins of the azygos veins. **Vs., Hemorrhoidal**, a plexus of veins surrounding the rectum. **Vs., Hepatic**, the largest tributaries to the inferior vena cava; they return the blood from the liver. **Vs., Iliac, Common**, two veins formed opposite the sacro-iliac synchondrosis by the confluence of the external and internal iliac veins. They unite opposite the fifth lumbar vertebra to form the inferior vena cava. **V., Iliac, External**, a continuation upward of the common femoral; it extends from the lower border of Poupart's ligament to the lower border of the sacro-iliac synchondrosis. **V., Iliac, Internal**, a short trunk extending from the great sacro-sciatic foramen to the sacro-iliac synchondrosis. **Vs., Innominate**, two large valveless veins returning the blood from the head, neck, and upper extremity. They are formed by the union of the internal jugular and subclavian veins, and unite to form the superior vena cava. **Vs., Intra-spinal**, the veins within the spinal column. **V., Jugular, Anterior**, a vein beginning at the level of the chin and ending at the clavicle in the external jugular vein. **V., Jugular, External**, a vein formed at the angle of the lower jaw by the union of the posterior auricular and temporo-maxillary veins; it empties into the subclavian. **V., Jugular, Internal**, a continuation of the lateral



VESSELS AND NERVES OF THE NECK.

1. Subclavian artery. 2. Subclavian vein. 3, 3. Common carotid artery. 4. Internal jugular vein. 5. Anterior jugular vein. 6. Omo-hyoid muscle. 7. Sterno-hyoid muscle. 8. Trunk of pneumogastric nerve. 9. Hypoglossal nerve. 10. Its terminal portion. 11. Its descending branch. 12. Internal descending branch of cervical plexus. 13. Plexus formed by last two branches. 14. External carotid artery. 15. Superior thyreoid artery and vein. 16. Lingual and facial arteries. 17. Facial artery and vein. 18. Occipital artery. 19. Anterior branches of the first four cervical nerves. 20. Superior laryngeal nerve.

**Cerebellar**, veins coming from the cerebellum; they empty into the various sinuses. **Vs., Cerebral**, veins coming from the cerebrum. They are cortical and central; the former are from 8 to 12 in number on each side and empty into the superior longitudinal sinus. The central veins unite to form the venæ Galeni. **V., Cervical, Deep**, the second or deeper division of the posterior portion of the vein of the scalp. **V., Cervical, Transverse**, a vein accompanying the artery of the same name. **V., Choroid**, a vein of the choroid plexus. It unites with the vein of the corpus striatum to form the veins of Galen. **Vs., Ciliary**, small veins from the eyeball. **Vs., Circumflex Iliac** (*deep* and

sirus, beginning at the jugular fossa; it accompanies the internal and common carotid arteries, and joins the subclavian vein to form the innominate. **V., Jugular, Posterior, External**, a small vein in the dorsal portion of the neck. **V. of Labbé**. See *V., Posterior Anastomosing*. **V., Lingual**, the vein returning the blood from the tongue. It empties into the internal jugular. **Vs., Lumbar** (four on either side), veins corresponding to the lumbar arteries. **Vs., Mammary, Internal**, veins formed by the union of the venæ comites of the superior epigastric and internal mammary arteries; they empty into the innominate vein. **V. of Marshall**. See *V., Oblique*. **V., Maxillary, Anterior**, a small vein of the anterior portion of the face. **V., Maxillary, Internal**, a vein accompanying the first part of the internal maxillary artery. **V., Median Basilic**, the largest of the two divisions of the median; it unites with the superficial ulnar to form the basilic. It is chosen for venesection. **V., Median Cephalic**, the smaller branch of the median; it unites with the superficial radial to form the cephalic. **V., Median, Deep**, a vein formed by the union of the outer vena comes of the ulnar artery and the muscular and radial recurrent veins. **V., Median, Superficial**, a vein that starts at the anterior plexus of the wrist and unites with the deep median to form the median. **V., Mesenteric, Inferior**, one formed by the superior and middle hemorrhoidal veins at the rectum; it accompanies the inferior mesenteric artery, and joins the splenic vein behind the pancreas. **V., Mesenteric, Superior**, one that accompanies the superior mesenteric artery, and joins the splenic vein to form the portal. **V., Oblique (of Marshall)**, a vein crossing the dorsal portion of the left auricle of the heart. It is the remnant of the left duct of Cuvier. **V., Obturator**, a vein accompanying the artery of the same name. **V., Ophthalmic**, a short trunk carrying the blood from the eye; it empties into the cavernous sinus. **Vs., Ovarian**, two veins beginning as the pampiniform plexus in the broad ligament; the right one empties into the inferior vena cava, the left one into the left renal. **V., Pancreatic**, a vein returning the blood from the pancreas. **V., Peroneal**, a vein accompanying the peroneal artery. **Vs., Phrenic**, veins accompanying the phrenic arteries. **V., Popliteal**, one formed by the union of the venæ comites of the anterior and posterior tibial arteries; it accompanies the popliteal artery, and becomes the femoral at the junction of the lower with the middle third of the thigh. **V., Portal**, a short trunk formed by the junction of the superior mesenteric and splenic veins; it enters the liver. **V., Posterior Anastomosing (of Labbé)**, one of the cortical cerebral veins. **V., Pudic**, a vein accompanying the pudic artery; it empties into the internal iliac. **Vs., Pulmonary**, two veins on each side returning the aerated blood from the lungs to the heart. **V., Radial, Superficial**, a vein accompanying the musculo-cutaneous nerve up the radial side of the forearm. **V., Renal**, a vein returning the blood from the kidneys. **V., Salvatella**, a vein of the little finger, situated in the fourth metacarpal space and entering into the formation of the posterior ulnar vein. **V., Saphenous, Long or Internal**, a long vein running up the inner aspect of the leg, terminating in the femoral vein below Poupart's ligament. **V., Saphenous, Short or External**, a vein running up the outer aspect of the foot, leg, and back of the calf; it empties into the popliteal vein. **Vs., Sciatic**, veins accompanying the sciatic artery. **V., Spermatic**, a vein returning the blood from the testicle; on the right side it terminates in the inferior vena cava and on the left in the left renal vein. **V., Splenic**, a vein

returning the blood from the spleen; it forms the vena porta by uniting with the superior mesenteric vein. **V.-stone**. See *Phlebolith*. **V., Subcerebral**, a large vein at the base of the brain. **V., Subclavian**, a continuation of the axillary; it unites with the internal jugular vein to form the innominate vein at the sterno-clavicular articulation. **Vs., Submaxillary**, veins returning the blood from the submaxillary gland. **Vs., Temporal**, veins returning the blood from the temporo-maxillary region of the head; they join the internal maxillary vein to form the temporo-maxillary vein. **V., Temporo-maxillary**, one formed by the union of the temporal and internal maxillary veins in the parotid gland; it terminates in the external jugular. **Vs., Thyreoid**, veins returning the blood from the thyreoid gland. **V. of Trolard**, a vein of the cerebrum passing along the posterior branch of the fissure of Sylvius and emptying into the superior petrosal sinus. **V., Tympanic**, a vein accompanying the tympanic artery. **V., Ulnar, Superficial**, a vein running from the wrist up the anterior and inner surface of the forearm. **V., Umbilical**, in the fetus, a vein extending from the navel along the falciform ligament to the liver. **Vs., Uterine**, a plexus of veins returning the blood from the uterus. **V., von Burow's**. See *Burow's Veins*. **V. of Vesalius**, a vein forming the channel of communication between the pterygoid plexus of veins and the cavernous sinus. **V., Vidian**, one of the branches of the pharyngeal vein.

**Veinage** (*va'-nāj*) [*vena*, vein]. Veining.

**Veined** (*vānd*) [*vena*, vein]. Provided with veins.

**Veining** (*vān'-ing*). Same as *Venation*.

**Veinless** (*vān'-les*) [*vena*, vein]. Without veins.

**Veinlet** (*vān'-let*). See *Venule*.

**Veinous** (*va'-nus*) [*vena*, vein]. Same as *Venous*.

**Venule** (*vān'-ul*). See *Venule*.

**Veinulet** (*vān'-u-let*) [*vena*, vein]. A branch of a veinlet.

**Veiny** (*va'-ne*). Same as *Venose*.

**Velamen** (*ve-la'-men*) [L. : *pl.*, *Velamina*]. A veil, or envelop. **V. nativum**, the skin. **V. vulvæ**. See *Apron*.

**Velamentous** (*vel-am-en'-tus*) [*velamen*, a veil]. Veil-like.

**Velamentum** (*vel-am-en'-tum*) [L. : *pl.*, *Velamenta*]. A veil, or covering membrane. **Velamenta cerebri**, meninges. **V. infantis**, the fetal membranes.

**Velar** (*ve'-lar*) [*velum*, veil]. Pertaining to a velum, especially to the velum palati.

**Velarium** (*ve-la'-re-um*) [*velum*, veil; *pl.*, *Velaria*]. In biology, the peculiar velum of the *Cubomedusæ* and *Rhizostomæ*, differing from the true velum of the *Craspedota* by its supply of gastro-canals.

**Velate** (*ve'-lat*) [*velare*, cover, veil]. Furnished with a veil.

**Velation** (*ve-la'-shun*) [*velare*, to veil]. The formation of a velum.

**Veliferous** (*ve-lif'-er-us*) [*velifer*, sail-bearing]. Having a velum; velamentous.

**Veliform** (*vel'-if-orm*) [*velum*, veil; *forma*, form]. Forming a velum.

**Veliger** (*vel'-ij-er*) [*velum*, a veil; *gerere*, to bear]. In biology, a larval stage of development in *Mollusca*, characterized by the presence of a velum, or ciliated swimming-membrane.

**Veligerous** (*ve-lif'-er-us*) [*velum*, a sail, veil; *gerere*, to bear]. In biology, bearing a veil, or velum.

**Vella's Fistula**. See *Fistula*.

**Vellarin** (*vel'-ar-in*). The active principle of *Hydrocotyle asiatica*; alterative, astringent, tonic. Unof.

**Velleity** (*vel-el'-it-ē*) [*velleitas*; *velle*, to wish]. A weak form of volition; feeble desire or inclination.



**Vellicate** (*vel' ik-ät*) [*vellicare*, to pluck]. To twitch; to move spasmodically.

**Vellication** (*vel-ik -ä' shun*) [*vellicatio*; *vellicare*, to twitch]. The spasmodic twitching of muscular fibers as observed in tic.

**Velpeau's Apparatus**. An immovable dressing for fractures, consisting of a compress and card-board splints, hardened by a solution of dextrin. **V.'s Bandage**. See *Bandage*. **V.'s Hernia**, femoral hernia in front of the vessels. See *Hernia*, and *Diseases*, *Table of*.

**Velum** (*ve'-lum*) [*velum*, veil, sail: *pl.*, *Vela*]. In biology, a veil or veil-like structure, variously applied to membranous growths in both plants and animals, as the swimming-membrane of molluscan larvæ; the turned-in margin of the umbrella of certain medusæ, or the envelop covering the sporophore of a hymenomycetous fungus. **V. interpositum**, the membranous roof of the third ventricle. **V. palati**. Same as *V. pendulum palati*. **V. partiale**, a membrane or veil which in some of the *Hymenomycetes* stretches from the margin of the pileus to the stipe. **V. pendulum palati**, the soft palate, and especially the uvula. **V., Posterior Medullary**, the commissure of the flocculus of the cerebellum. **V. tarini**. Same as *V., Posterior Medullary*. **V. universale**, a membrane which in some of the *Hymenomycetes* covers the entire sporocarp.

**Velumen** (*ve-lu'-men*) [*velumen*, a fleece]. In biology, the velvety integument of certain parts of plants or animals.

**Velutinous** (*ve-lu'-tin-us*) [*velutem*, velvet]. Velvety to the touch.

**Vena** (*ve'-nah*) [*L.*]. A vein. See *Vein*. **V. cava**. See *Cava*. **Vena cava inferior**, is formed by the junction of the two common iliac veins and empties into the right auricle of the heart. It receives lumbar, right spermatic, renal, suprarenal, phrenic, and hepatic branches. **Vena cava superior**, formed by the union of the innominate veins, conveys the blood from the upper half of the body to the right auricle.

**Venæ** (*ve'-ne*). Plural of *Vena*. Veins. See *Vein*. **Venæ comites**, veins that accompany arteries in their course. **V. Galeni**, the two trunks formed by the union of the vein of the corpus striatum and that of the choroid plexus; they empty into the straight sinus. **V. thebesii**, the small veins by which blood passes from the walls of the heart to the right auricle. **Venæ vorticosæ**, the venous network and trunks of the choroid coat of the eye.

**Venal** (*ve'-nal*). Same as *Venous*.

**Venalization** (*ven-al-iz-a'-shun*) [*vena*, vein]. The acquirement of venous qualities by the blood.

**Venatio** (*ven-a'-she-o*) [*venari*, to hunt]. 1. Same as *Venation*. 2. A hunting.

**Venation** (*ven-a'-shun*) [*vena*, a vein]. In biology, the distribution of veins in a leaf, or in the wing of an insect. See *Nervation*. **V., Forked**, venation in which the veins branch in repeated equal divisions. **V., Reticulate**, venation in which the veins have the form of a network. **V., Unbranched**, venation in which the veins run parallel and unconnected from the base to the tip of a leaf.

**Venenate** (*ven'-en-ät*) [*venenum*, poison]. Poisonous.

**Venensation** (*ven-en-a'-shun*) [*venenum*, a poison]. The condition of one affected by the venom of a poisonous insect or reptile.

**Venenatus** (*ven-en-a'-tus*) [*venenum*, a poison]. Poisonous.

**Venenific** (*ven-en-if'-ik*) [*venenum*, poison]. Poison-forming.

**Venenifluous** (*ven-en-if'-lu-us*) [*venenum*, poison, *fluere*, to flow]. In biology, exuding a poisonous fluid or juice.

**Venenose, Venenous** (*ven'-en-öz, ven'-en-us*) [*venenosus*]. Toxic; poisonous; acting by a toxic property.

**Venenum** (*ven'-en-um*). Same as *Poison*.

**Venereal** (*ven-e'-re-al*) [*Venus*, the goddess of love]. Pertaining to the sexual passion. **V. Bubo**, a swelling of the glands of the groin secondary to some venereal disease. **V. Diseases**, gonorrhea, syphilis, and chancre. **V. Sore**. See *Chancre*. **V. Wart**. See *Verruca acuminata*.

**Venereology** (*ven-e-re-ol'-o-je*) [*Venus*, the goddess of love; *λόγος*, science]. The science of venereal disease.

**Venery** (*ven'-er-e*) [*Venus*, the goddess of love]. Sexual intercourse.

**Venesection** (*ven-e-sek'-shun*). See *Blood-letting*.

**Venesuture** (*ven-e-su'-tür*) [*vena*, vein; *sutura*, suture]. The suturing of a vein.

**Venetian Red**. See *Pigments*, *Conspectus of*.

**Venice** (*ven'-is*) [*Ital.*]. A city of Italy. **V. Treacle**, **V. Turpentine**. See *Theriaca*, *Turpentine*. **V. White**. Same as *Hamburg White*.

**Veniplex** (*ven'-ip-leks*) [*vena*, vein; *plexus*, plexus]. A venous plexus; a plexus of veins.

**Venom** (*ven'-om*) [*venenum*, poison]. The poison secreted by certain reptiles and insects, as the rattlesnake, the scorpion, etc. **V.-albumin**, the albumin of the venom of a snake. **V.-globulin**, a globulin found in snake-poisons; there are various kinds described. **V.-peptone**, a peptone found in the venom of certain serpents. **V., Quickening**, **V., Vital**, semen.

**Venomous** (*ven'-om-us*) [*venenum*, a poison]. Poisonous; belonging or pertaining to venom; secreting venom.

**Venosal** (*ven-o'-sal*) [*vena*, vein]. Venous.

**Venose** (*ven'-öz*) [*vena*, vein]. In biology, vein; furnished with conspicuous veins. **V.-costate**, in biology, between ribbed and veined.

**Venosity** (*ven-os'-it-e*) [*vena*, vein]. Venous quality; a condition in which the arterial blood shows venous qualities; general congestion of the veins.

**Venous** (*ve'-nus*) [*venosus*]. Pertaining to a vein.

**V. Hum**, the murmur or rushing sound observed in auscultation of a vein. **V. Nevus**. See *Nævus vascularis*.

**Vent** (*vent*) [*ME., vente*, vent]. An outlet, especially the anal opening.

**Venter** (*ven'-ter*) [*venter*, belly]. The belly or abdomen. Applied to structures having a concave or a belly-like appearance. **V. of Ilium**, the iliac fossa. **V. of Kidney**, the pelvis of the kidney. **V. of Scapula**, the anterior surface of the scapula.

**Ventilation**. The dilution and removal of all impurities that collect in the air of inhabited rooms, the most common of which is CO<sub>2</sub>, which may be tested by *Lange's Method*, *q. v.* In hospitals the fundamental principle of ventilation observed is that each adult person confined in a space of 1000 cubic feet requires 3000 cubic feet of fresh air per hour in order to prevent the proportion of carbon dioxide in the room from rising above 0.06 per cent. This estimate is based on the fact that each adult expires, on the average, 0.6 of a cubic foot of carbon dioxide per hour. Ventilation may be *natural*, due to the forces constantly acting in nature, or *artificial*, the result of measures introduced by man. The former is brought about by the agency of the wind and by *diffusion*, or the power which gases of different densities possess of mixing with each other. *Artificial* ventilation is brought

about either by extracting the foul air from the room, or by forcing pure air into the room, and is effected by means of fans, heat, gas, or steam. *Natural* ventilation is aided by means of tubes or shafts employed as inlets and outlets. The outlets are guarded by *Cowls*, which prevent the entrance of rain, increase the extracting effect of the wind, and check the tendency to down-draught. A most valuable agent in this ventilation is the chimney. Windows also may be utilized for the same purpose. The estimation of CO<sub>2</sub> in the air may be made by the following methods: 1. *Minimetric Method*, when the proportion of CO<sub>2</sub> is not less than one part per 1000. The analysis is made by the use of a solution of sodium carbonate with phenolphthalein as an indicator. 2. *Pettenkofer's Method* has for its basis the fact that if air containing CO<sub>2</sub> is brought into contact with barium hydroxid in solution a combination takes place between the barium and CO<sub>2</sub> immediately, and insoluble barium carbonate is precipitated. 3. *Szydlowski's Method* consists in comparing a given volume of the air to be tested with a sample of air from which CO<sub>2</sub> has been removed, and the difference of pressure recorded by means of a mercurial column. 4. *Reiset's Method*, calculates the amount of CO<sub>2</sub> in the air from the difference found between the titration of a given volume of barium-water before and after the passage of the air through it. **V., Methods of;** there are various methods of securing ventilation, some of which are as follows: *Auburn or Pentonville System* of ventilating prisons. The cells are arranged in blocks of several tiers in height, and each block is surrounded by an outer building, between the walls of which and the doors of the tiers of cells on each side is an open corridor, not divided by floors corresponding to the floors of the several tiers. The air is drawn from this corridor into the cells. *Boyle's Ventilator*, an arrangement of mica valves allowing air to pass out, but allowing no back-draught. *Cooper's Ventilator*, a series of apertures in the glass of a window-pane arranged in a circle so as to be more or less completely closed by a circular disc having corresponding apertures and moving upon a central pivot. *Ellison's Ventilating Bricks*, are bricks perforated with conical holes, and fixed in the walls, with the apices of the cone on the outside. They are not likely to produce a draught. *Hinckes-Bird's Method* consists in placing a movable block of wood under the entire length of the lower window-sash. *Louvered Panes*, a form of window-ventilation by which an upward direction is imparted to the incoming air. These panes take the place of one or more of the squares of glass, and may be either opened or closed. *McKinnell's Ventilator*, a combined outlet and inlet ventilator, which is applicable in the case of upper rooms or rooms in single-story houses. It consists of two tubes, the one encircling the other, the inner acting as the outlet, and being fitted with a cowl. *Sheringham Valve*, a common form of inlet in windows or walls for the purposes of ventilation. The entrance to the opening in the wall is guarded by a strainer to keep out dust, while on the inside is a valved iron plate with closed sides and hinged at the bottom. This opening is usually placed near the ceiling. *Smead-Dowd System of Ventilation*, an artificial system of ventilation in which the outlets are at the bottom of the sheeting along the floor-line and open into spaces beneath the floor. These spaces are connected with flues down which the air is drawn by the powerful action of the furnace-chimney. *Tobin's Tube*, a means of ventilation, the air from without entering through a hole in the wall and being conducted by an upright tube into the upper portion of the room. **V., Pulmonary**, the supply of pure air to the lungs

and the removal of the vitiated air. **V., Respiratory**, the supply of a fluid containing oxygen to a respiratory membrane and its removal after the oxygen has been given up. **Ventilator** (*ven'-til-a-tor*) [*ventilare*, to fan]. An apparatus for effecting ventilation. **Ventrad** (*ven'-trad*) [*venter*, stomach; *ad*, toward]. Toward the ventral aspect or surface; not dorsad nor neurad, and not laterad. **Ventral** (*ven'-tral*) [*ventralis*; *venter*, belly, or abdominal cavity]. Pertaining to the belly. At or in the direction of the venter or belly-side of the body or the ventral aspect of an organ. *Hemal* is sometimes used instead of ventral. See the opposite, *Dorsal*; also, *Position and Direction, Table of Intrinsic Terms*. **Ventrally** (*ven'-tral-e*). Synonym of *Ventrad*. **Ventricle** (*ven'-trik-l*) [*ventriculus*: dim. of *venter*, a belly]. Applied to certain structures or parts having a bellied appearance. **V., Aortic**, the left ventricle of the heart. **V. of Arantius**, a cul de-sac in the oblongata. **Vs. of Brain**, the third, fourth, fifth, and two lateral. **V., Third**, between the optic thalami and extending to the base of the brain; **V., Fourth**, the space between the oblongata and pons in front, and the cerebellum behind; **V., Fifth**, the cavity between the laminae of the septum lucidum; **V., Lateral**, the considerable cavity of either half of the cerebrum, communicating with the third through the foramen of Monro. Each ventricle consists of a triangular central cavity or body, and three smaller cavities, called cornua. The corpus callosum forms the roof of the body, the septum lucidum the mesal boundary, and the floor is formed by the corpus striatum, tenia semicircularis, optic thalamus, choroid plexus, corpus fimbriatum, and fornix. The anterior cornu curves forward and outward into the anterior lobe of the brain, the middle cornu descends into the middle lobe, and the posterior cornu or digital cavity curves backward into the occipital lobe. **V. of Cerebellum**, the extension of the fourth ventricle into the substance of the cerebellum. **V. of Cord**. See *Canal, Central*. **V. of Corpus callosum**, the space between the labium cerebri and the callosum; the callosal fissure. **V. of Larynx**, a depression between the true and false vocal bands. **V., Left, of Heart**, that upon the dorsal and left side of the heart, and which, through the aorta, forces the blood over the general system. **V. of Morgagni**, a small cavity bounding each vocal band externally. **V., Optic**, the cavity of either optic or geminal lobe. **V., Right, of Heart**, that forcing the blood through the pulmonary artery toward the lungs. **V., Sixth**. See *Verga's V.*, and *Canal, Central*. **V., Sylvian**. Same as *V., Fifth*. **V., Verga's**, a space occasionally found between the callosum and the fornix. **Ventricornu** (*ven-trik-or'-nu*) [*venter*, venter; *cornu*, cornu]. The ventral extension, or anterior horn, of the gray matter of the myelon. **Ventricornual** (*ven-trik-or'-nu-al*) [*venter*, venter; *cornu*, cornu]. Pertaining to the ventricornu. **Ventricose** (*ven'-trik-öz*) [*venter*, abdomen]. Inflated or swelled out on one side, resembling an abdomen. **Ventricous** (*ven'-trik-us*) [*venter*, belly]. In biology, distended, resembling an abdomen. **Ventricular** (*ven-trik'-u-lar*) [*ventriculus*, a ventricle]. Belonging or pertaining to a ventricle. **V. Aqueduct**. See *Aqueductus Sylvii*. **V. Bands**, the longitudinal folds of mucous membrane above and parallel to the vocal bands. The false vocal bands. **Ventriculose** (*ven-trik'-u-löz*) [*ventriculus*, belly]. Minutely ventricose. **Ventriculous** (*ven-trik'-u-lus*). Same as *Ventricular*. **Ventriculus** (*ven-trik'-u-lus*). See *Ventricle*.



**Ventricumbent** (*ven-trik-um'-bent*) [*venter*, belly; *cubere*, to lie]. Prone; lying with the ventral surface down.

**Ventriduct** (*ven'-trid-ukt*) [*venter*, belly; *ducere*, to lead]. To carry toward the belly.

**Ventriloquism** (*ven-tril'-o-kwizm*) [*venter*, belly; *loqui*, to speak]. Peculiar vocal utterance without the usual modifications of the resonance-organs, so that the voice seems to come from a closed space or from a distance.

**Ventrimesal** (*ven-trim-e'-zal*) [*venter*, belly; μέσος, middle]. Pertaining to or situated on the ventrimeson. At or toward the ventral edge of the meson, or ventral mesal or median line. See the opposite—*Dorsimesal*; also, *Position and Direction, Table of Intrinsic Terms*.

**Ventrimeson** (*ven-trim-e'-zon*) [*venter*, belly; μέσος, middle]. The mesial line on the ventral aspect of the body. The ventral edge of the meson or median plane of the body. The ventral median or mesal line. Cf. *Dorsimeson*; also, *Position and Direction, Table of Intrinsic Terms*.

**Ventripyramid** (*ven-trip-ir'-am-id*) [*venter*, belly; *pyramis*, pyramid]. An anterior pyramid of the oblongata.

**Ventricystorrhaphy** (*ven-tro-sis-tor'-a-fe*) [*venter*, venter; κύστις, cyst; ραφή, suture]. The surgical operation of attaching to the wall of the abdomen the opened cyst-wall, so as to provide a free discharge of its contents.

**Ventrodorsally** (*ven-tro-dor'-sal-e*) [*venter*, belly; *dorsum*, back]. In a direction between the dorsal and ventral aspects.

**Ventrofixation** (*ven-tro-fiks-a'-shun*) [*ventrofixatio*]. The fixation of a displaced viscus to the abdominal wall.

**Ventroinguinal** (*ven-tro-in'-gwin-al*) [*venter*, belly; *inguinal*]. Pertaining to the abdomen and the groin.

**Ventro-laterad** (*ven-tro-lat'-er-ad*) [*venter*, belly; *latus*, side]. Toward the ventral and lateral aspects.

**Ventromesal** (*ven-tro-me'-zal*). Same as *Ventrimesal*.

**Ventrose** (*ven'-tröz*) [*ventrosus*]. Having a belly, or a swelling like a belly.

**Ventrosity** (*ven-tros'-it-e*) [*ventrositas*]. Corpulence; pendulousness of the abdomen.

**Ventrotomy** (*ven-trot'-o-me*) [*venter*, belly; τομή, a cut]. The operation of surgical incision of the abdominal cavity.

**Venula** (*ven'-u-lah*) [*venula*, dim. of *vena*, a vein; *pl.*, *Venulae*]. In biology, a small vein or veinlet.

**Venule** (*ven'-ül*). See *Venula*.

**Venulose** (*ven'-u-löz*) [*venula*, dim. of *vena*, a vein]. In biology, furnished with veinlets.

**Venulous** (*ven'-u-lus*) [*venula*, a small vein]. Full of veinlets.

**Venus Flycatcher**, or **Flytrap**. See *Dionaea*.

**Veratralbin** (*ver-at-ral'-bin*) [*veratrum*, veratrum; *albus*, white]. An alkaloid obtained from *White Hellebore*.

**Veratria** (*ver-a'-tre-ah*). See *Veratrina*.

**Veratric Acid** (*ver-a'-trik*). See *Acid*.

**Veratrin** (*ver-a'-trin*) [*veratrum*, veratrum], C<sub>32</sub>H<sub>49</sub>NO<sub>9</sub>. 1. See *Veratrina*. 2. *Cevadin*. This occurs, together with veratric acid and other alkaloids, in white hellebore and in *Sabadilla* seeds. It crystallizes from alcohol in prisms and melts at 205° C. 3. A precipitate from a tincture of the root of *Veratrum viride*; it is cathartic, nervine, arterial sedative, resolvent, anodyne, etc. Dose ⅛ to ½ grain. Unof. V., Oleat., veratrin 2, oleic acid 98 parts. V., Ung., veratrin 4, alcohol 6, benzoated lard 90 parts.

**Veratrina, Veratrine** (*ver-at-ri'-nah*, *ver at'-rin*) [L.]. A mixture of alkaloids obtained from the seeds of *Asagrea officinalis*. It is an exceedingly poisonous local irritant, and is used mainly as an external application for neuralgia, gout, and rheumatism. Dose gr.  $\frac{1}{30}$ – $\frac{1}{15}$ .

**Veratization** (*ver-at-riz-a'-shun*) [*veratrum*, veratrum]. Subjection to the influence of veratrin; veratrin-poisoning.

**Veratrum** (*ver-a'-trum*) [L., hellebore]. A genus of liliaceous plants. V. *album*, white hellebore, a European plant closely related to V. *viride*. It is a violent emetic and cathartic, and is actively poisonous; it is now little used, except as an insect-powder. For this use it is highly valued, as it destroys many insects which the ordinary bulach does not affect. Unof. V. *sabadilla*. *Cevadilla*, *cebadilla*, a bulbous plant of the order *Melanthaceae*; it contains a number of alkaloids, and is the source of *Veratrina*. The seeds are official in the B. P. under the name *Sabadilla*. V. *viride* [gen., *Veratri viridis*], American hellebore; the rhizome and rootlets of the plant contain jervin, veratrin, and other alkaloids. It is a powerful depressant of the heart and a paralyzant of the spinal cord. Its action is similar to that of acenite, but is regarded as inferior. It is highly esteemed in puerperal fevers, pneumonia, and aneurysm. V., Ext., Fld. Dose ⅓j–iv. V., Tinct., 50 per cent. Dose ⅓j–x.

**Verbascum** (*ver-bas'-kum*) [L., mullein]. A genus of scrophulariaceous plants, including mullein, the leaves of V. *thapsus* L., or common mullein. The latter is emollient, demulcent, and slightly anodyne, and is a popular domestic remedy in pulmonary tuberculosis and other pulmonary affections, being palliative to the cough. It is useful in diarrhea and in inflammations of the urinary tract. Dose of fluid extract gtt. x–xx.

**Verbena** (*ver-bel'-nah*) [L.]. A genus of flowering plants of some 80 species, once highly esteemed in medicine, but now little used. V. *hastata*, blue vervain, is expectorant and emetic; V. *officinalis* and V. *triphylia*, antispasmodic; V. *urticifolia*, diuretic. Unof.

**Verbigerate** (*ver-bij'-er-at*) [*verbigere*, to talk]. To make use of verbigeration.

**Verbigeration** (*ver-bij'-er-a'-shun*) [*verbigere*, to talk]. The frequent and uncontrollable repetition of one and the same word, sentence, or sound, without reference to its meaning; abnormal repetition of words.

**Verdet** (*vär-da'*) [Fr.]. A fungous disease of maize due to the presence of parasites—*Ustilago segetum*, *Uredo carbo*, or *Sporisorium maidis*—on the grains. It was erroneously believed to cause pellagra.

**Verdigris** (*ver'-dig-ris*) [ME., *verdegresse*, verdigris]. A deposit upon copper vessels from the formation of cupric salts. See *Copper*, and *Pigments, Conspicuous of*. V., *Blue*, a deposit consisting in the main of bibasic acetate of copper. V., *Common*, basic cupric acetate. V., *Green*, a bright, very bluish-green verdigris composed of a mixture of several acetates, but mainly of sesquibasic cupric acetate.

**Verditer** (*ver'-dit-er*) [Fr., *verde de terre*, earth green]. A name applied to two pigments. V., *Blue*, is either a carbonate of copper or a mixture of copper oxid with hydrated lime. V., *Green*, is an impure carbonate of copper with chalk. Both are used as pigments.

**Verdure** (*ver'-dür*) [*viridis*, green]. Green vegetation.

**Verdurous** (*ver'-dür-us*) [*viridis*, green]. Covered with verdure; verdant.

**Veretrum** (*ver-el'-rum*). Synonym of *Penis*.

**Verga's Ventricle**. A cleft-like space occasionally found between the fornix and the callosum.

**Verge** (*zurj*) [*virga*, a rod]. In biology, the male organ of crabs, arising from the sternum or from the coxal joint of the posterior feet.

**Vergens** (*zur'-jenz*) [L.]. Inclining. **V. deorsum**, tending or inclining downward, as of the axis of vision of one eye in strabismus. **V. sursum**, upward inclination or tending.

**Verheyen, Stars of.** Venous plexuses of stellate form situated on the surface of the kidney, beneath its capsule. They unite to form the interlobular veins.

**Verin** (*ver'-in*) [*veratrum*, hellebore],  $C_{25}H_{45}NO_8$ . An amorphous alkaloid obtained from veratrin.

**Verjuice** (*ver'-jūs*) [Fr., *verjus*]. The expressed juice of unripe fruits.

**Vermian** (*ver'-me-an*) [*vermis*, a worm]. In biology, of or pertaining to worms; worm-like.

**Vermicelli** (*ver'-mis-el'-e*) [It., little worms]. An Italian paste consisting mainly of flour, cheese, and egg, rolled into small, worm-like cylinders. It is a favorite ingredient of soups.

**Vermicidal** (*ver'-mis-i'-dal*) [*vermis*, worm; *cedere*, to kill]. Destroying worms.

**Vermicide** (*ver'-mis-id*) [*vermis*, a worm; *cedere*, to kill]. A medicine or agent that kills intestinal worms.

**Vermicular** (*ver'-mik'-u-lar*) [*vermicularis*; *vermis*, worm]. Worm-shaped or with worm-like motion.

**Vermiculate** (*ver'-mik'-u-lāt*) [*vermiculatus*]. Resembling or shaped like a worm. In biology, (*a*) marked with tortuous, wavy lines or depressions; (*b*) infested with worms.

**Vermiculation** (*ver'-mik-u-lā'-shun*) [*vermiculatio*]. The peculiar motion of certain tubular organs, such as the esophagus and the intestines, consisting in the progressive contraction of successive parts of the tube.

**Vermicule** (*ver'-mik-ūl*) [*vermiculus*, a small worm]. A little worm or grub.

**Vermiculose** (*ver'-mik'-u-lōz*) [*vermiculus*, a little worm]. Full of worms; worm-like.

**Vermiculus** (*ver'-mik'-u-lus*) [L.]. A little worm or grub.

**Vermiform** (*ver'-mif-orm*) [*vermiformis*; *vermis*, worm; *forma*, a form]. Having a shape like a worm.

**V. Appendage**, or **Appendix**, a worm-shaped tube at the lower and back part of the cecum. **V. Process**, **Inferior and Superior**, the vermis of the cerebellum.

**Vermifugal** (*ver'-mif'-u-gal*) [*vermis*, worm; *fugare*, to flee]. Having the qualities of a vermifuge; expelling worms.

**Vermifuge** (*ver'-mif-ūj*) [*vermis*, worm; *fugare*, to expel]. A medicine or agent that expels intestinal worms.

**Vermigrade** (*ver'-mig-rād*) [*vermis*, worm; *gradi*, to walk]. Moving like a worm.

**Vermilion** (*ver'-mil'-yun*). See *Pigments, Conspectus of*.

**Vermin** (*ver'-min*) [*vermis*, worm]. A general (and mainly collective) name for parasitic animals and for semi-parasites, such as fleas and bed-bugs.

**Vermination** (*ver'-min-a'-shun*) [*vermis*, worm]. Infestation with worms; the condition of one affected with worms.

**Verminous** (*ver'-min-us*) [*vermis*, worm]. Affected with or having the characters of worms.

**Vermiparous** (*ver'-mip'-ar-us*) [*vermis*, worm; *parere*, to bear]. Producing or breeding worms.

**Vermis** (*ver'-mis*) [L.: *pl.*, *Vermes*]. 1. A worm. See *Worm*. 2. The mesal lobe of the cerebellum.

**Vermivorous** (*ver'-miv'-or-us*) [*vermis*, worm; *vorare*, to devour]. Worm-eating.

**Vermix** (*ver'-miks*). A contraction, used by Minot and some German writers, of the term *Vermiform Appendix*.

**Vermouth** (*ver'-muth*) [Ger., *wermuth*, wormwood]. A cordial prepared from white wine and flavored with wormwood; esteemed as an appetizer.

**Vernacular** (*ver'-nak'-u-lar*) [*vernaculus*, native]. The language or dialect of one's own country.

**Vernal** (*ver'-nal*) [*vernalis*, of the spring]. Pertaining to the spring. **V. Conjunctivitis**, a conjunctival inflammation or congestion, occurring chiefly in the young, recurring each spring or summer, and disappearing with frost.

**Vernation** (*ver'-nā'-shun*) [*vernare*, to flourish, bloom]. In biology, the arrangement of leaves within the bud; prefoliation.

**Verneuil's Neuroma.** A plexiform neuroma or neuroma cirsoideum.

**Vernicose** (*ver'-nik-ōz*) [*vernix*, varnish]. Glistening, having a varnished appearance.

**Vernier** (*ver'-ne-a*) [after Paul *Vernier*, the inventor]. In physics, a contrivance attached to various instruments of precision for the estimation of minute fractions of any unit of distance.

**Vernin** (*ver'-nin*). A leukomain base found in young vetch, clover, ergot, etc.; it yields guanin on heating with hydrochloric acid. See *Leukomains, Table of*.

**Vernix** (*ver'-niks*) [L.]. Same as *Varnish*. **V. caseosa**, "Cheesy Varnish." A sebaceous deposit covering the surface of the fetus.

**Verona Brown.** See *Pigments, Conspectus of*.

**Veronese Green.** See *Pigments, Conspectus of*.

**Vernonia** (*ver'-no'-ne-ah*) [after William *Vernon*, an English botanist]. A genus of composite-flowered plants of some 500 recognized species. **V. cinerea** is esteemed in India as a febrifuge; **V. anthelmintica** affords a kind of wormseed; **V. nigritiana**, of Africa, is febrifugal and acts on the heart. Unof.

**Vernonin** (*ver'-no'-nin*) [after William *Vernon*, an English botanist]. A glucosid, the active principle of the root of *Vernonia nigritiana*, an African plant. Its properties are similar to those of digitalis, though its poisonous properties are much less.

**Veronica** (*ve'-ron'-ik-ah*) [*vera*, true; *eikōn*, image]. A genus of scrophulariaceous herbs and shrubs of some 200 species. **V. beccabunga**, antiscorbutic. Unof. **V. officinalis** is diuretic and diaphoretic. **V. virginica.** See *Culver's Physic*.

**Verriculate** (*ver'-ik'-u-lāt*) [*verriculum*, a drag-net]. Covered with verrucles.

**Verricule** (*ver'-ik-ūl*) [*verriculum*, a drag-net]. In biology, a thick-set tuft of upright parallel hairs.

**Verruca** (*ver'-ru'-kah*) [L.: *pl.*, *Verrucae*]. *Wart*; single or multiple, hard or soft, rounded, flattened, or acuminate, circumscribed, papillary excrescences on the skin, variable in color and smooth at the summit, or studded with moniliform elevations or with clusters of minute, pointed, horny filaments. **V. acuminata**, *Condyloma*; *moist wart*; *fig wart*; *cauliflower excrescence*; *venereal wart*; a warty growth occurring in parts especially subjected to maceration with sweat, venereal secretions, and mucous discharges, such as the genital and anal regions of both sexes. They are flat, acuminate, whitish, reddish, pinkish, or flesh-tinted, sessile or pedunculated masses of vegetations, commonly smeared with a thin, excessively offensive secretion. They may be single and small, or as large as the fist; often they are very numerous. They are highly vascular. **V. ani**, condylomata about the anus. **V. congenita**, a wart appearing at or shortly after birth. **V. digitata**, flat warts characterized by digitations springing from the center or border. **V. febrilis.** Same as *Variola verrucosa*. **V. filiformis**, a thread-like wart, single or multiple, congenital or acquired, seen often on the face, neck, eyelids, and ears,



as well as the trunk. **V. follicularis**, wart-like accumulations around the mouths of the sebaceous follicles. They are composed of dried epithelium and sebaceous matter. **V. glabra**, a smooth wart. **V. necrogenica**, *Anatomic tubercle*; *post-mortem wart*; *warty tubercle*; *tuberculosis verrucosa cutis*; a warty excrescence found usually on the fingers of those who frequently handle the tissues of tuberculous subjects. It begins as a vesicular or pustular lesion rising from an engorged base, and may be a purely local disorder, or give rise to general infection. **V. perstans**, a wart that does not tend to spontaneously disappear. **V. plana**, a flattish wart with a slight elevation and broad and relatively smooth surface; seen in older patients. **V. sebacea**, the type met with in persons of seborrheic tendency and uncleanly habits. **V. senilis**, *Keratosis pigmentosa*; a flattened and markedly pigmented wart of old people. It occurs on the face, trunk, hands, and genital regions usually. It often undergoes an epitheliomatous metamorphosis. **V. sessilis**. Same as *V. plana*. **V. subunguinalis**, a soft wart growing under the nails. **V. syphilitica**, syphilitic condylomata. **Verrucae venereae**, tubercular syphiloderm arranged in clusters. **V. vulgaris**, the single or multiple horny warts, in size from a pin-head to a pea, seen often on the hands of young persons of both sexes.

**Verruciform** (*ver-u'-siform*) [*verruca*, wart; *forma*, form]. Wart-like.

**Verrucose**, **Verrucous** (*ver'-u-kōz*, *ver'-u-kus*) [*verrucosus*]. Warty; covered with or having warts.

**Verrucula** (*ver-u'-ku-lah*) [L.: *pl.*, *Verruculae*]. A little wart; a minute, wart-like eminence.

**Verruculose** (*ver-u'-ku-loz*) [*verrucula*, a little wart]. Marked by small, warty growths.

**Verrugas** (*ver-u'-gahs*) [Sp.]. See *Verruca*. **V. peruana**, *Carrión's Disease* (after Daniel A. Carrión, a Peruvian medical student). *Peruvian Wart*; a narrowly endemic, specific disease of the skin occurring in the Western Andes, in Peru. It consists in the development of raised spots, in size from a lentil to a pea, which become cylindric, conic, or hemispheric tumors, in size from a raspberry to an orange. Severe febrile symptoms precede the eruption of the lesions. The consistence is soft or elastic; the epidermis thins over the tumor; cracks and bleeding, often copious, follow. There may be hundreds of the tumors, which ulcerate and fungate. Death usually results from profound anemia. The disease is believed to be due to a special bacillus known as *Yzquierdo's bacillus*, having been first described by Professor Yzquierdo of Santiago de Chile.

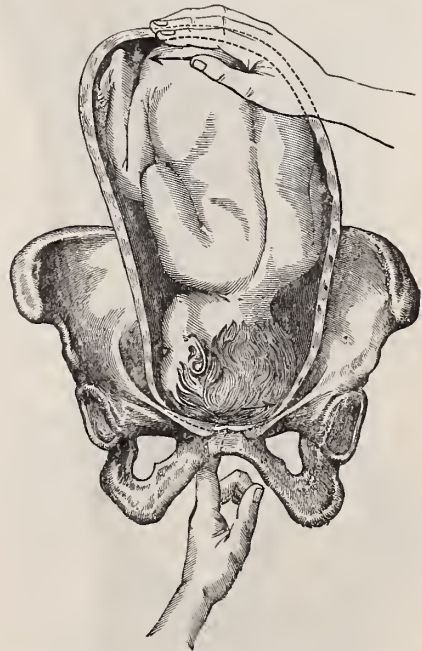
**Versatile** (*ver'-sat-il*) [*versare*, to turn]. In biology, swinging or moving freely; reversible.

**Versicolor** (*ver-sik-ul'-or*) [*versare*, to change; *color*, color]. Of variegated or changing color.

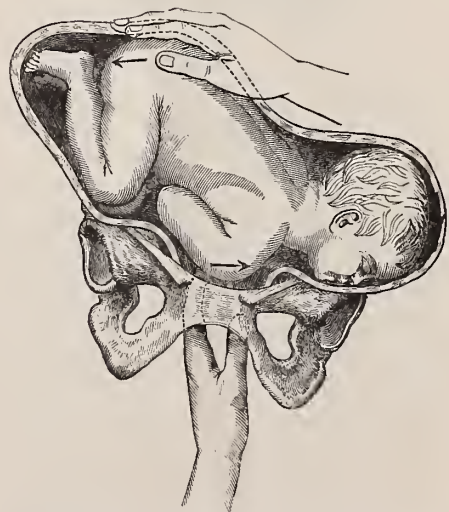
**Versio** (*ver'-zhe-o*). Same as *Version*.

**Version** (*ver'-zhun*) [*versio*; *vertere*, to turn]. Turning: an obstetric operation whereby one end of the fetal ovoid is made to replace the other. **V., Abdominal**. Same as *V., External*. **V., Ano-pelvic**, a variety of pelvic version, the child being seized by the pubic arch through the mother's pelvis. **V., Bipolar**, version by acting upon both poles of the fetus. **V., Cephalic**, turning the fetus so as to bring the head to present. **V., Combined**, bipolar version, consisting of a combination of external and internal version. **V., External**, version effected by external manipulation. **V., French Method of**, podalic version, in which the hand is first directed to the breech and then follows down the thighs to the feet. **V., German Method of**, podalic version, in which the hand is carried

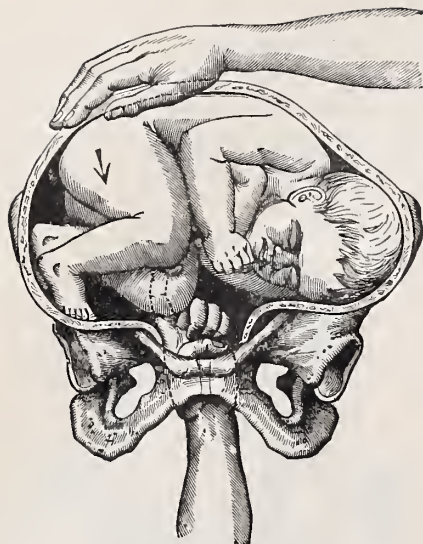
directly over the abdominal aspect of the fetus to the feet. **V., Internal**, by entering the hand within the uterus. **V., Mixed**. Same as *V., Combined*. **V., Pelvic**, turning the fetus so as to bring about a breech-presentation. **V., Podalic**, bringing down one or both feet. **V., Spontaneous**, the process whereby a transverse position is, without external influence, changed into a longitudinal one. **V., Two-finger**, version by the introduction of two fingers into the uterus.



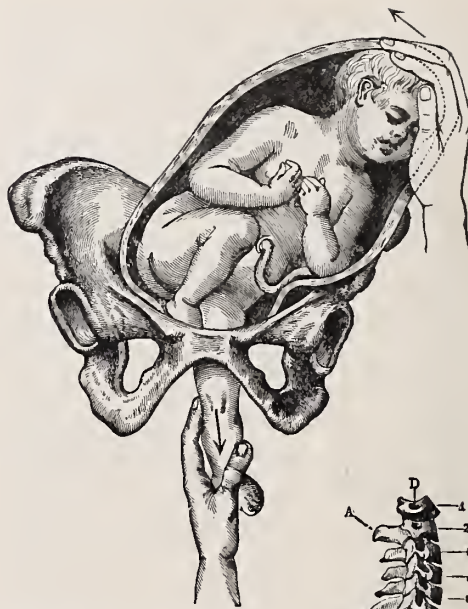
FIRST STAGE OF BIPOLAR VERSION. (After R. Barnes.)



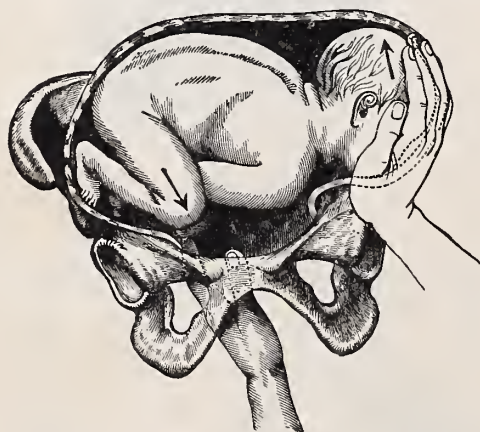
SECOND PART OF THE FIRST STAGE OF BIPOLAR VERSION, WHEN HEAD BECOMES EXTENDED. (After R. Barnes.)



SECOND STAGE OF BIPOLAR VERSION. (After R. Barnes.)



SECOND PART OF THIRD STAGE OF BIPOLAR VERSION. (After R. Barnes.)



COMMENCEMENT OF THIRD STAGE OF BIPOLAR VERSION. (After R. Barnes.)

**Vertebra** (*ver'-te-brah*) [*verte*, to turn: *pl.*, *Vertebrae*]. The vertebrae in man are the 33 bones forming the spine or vertebral column, divided into 7 cervical, 12 thoracic or dorsal, 5 lumbar, 5 sacral, 4 coccygeal. In a wider sense any axial metamere of the skull or of the neuroskeleton is called a vertebra. **V.**, **Basilar**, the last lumbar vertebra. **Væ.**, **Caudal**, the vertebrae of the tail. **Væ.**, **Cephalic**, the bones of the skull considered as vertebral in type. **Væ.**, **Cranial**, vertebrae formed of the cranial bones and the osseous and cartilaginous appendages of the skull. **V. dentata**, the axis, or second cervical. **Væ.**, **Dorsal**, same as **Væ.**, **Thoracic**. **Væ.**, **False**, or **Fixed**, the united portions of the coccyx and the sacrum. **Væ.**, **Pelvic**. Same as **Væ.**, **Sacral**. **V. prominens**, the seventh cervical. **Væ.**, **Sacral**, the five bones entering into the formation of the sacrum. **Væ.**, **Thoracic**, the costiferous vertebrae, numbering twelve in man. **V.**,

**Tricuspid**, in lower animals the sixth cervical vertebra. **Væ.**, **True**, the cervical, thoracic, and lumbar vertebrae. Those which are not fused in adult life. **Væ.**, **United**. Same as **Væ.**, **False**.

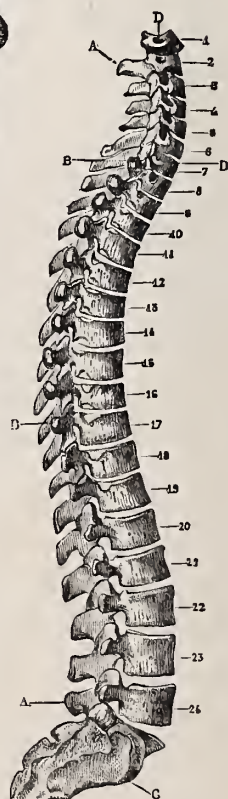
**Vertebral** (*ver'-te-bral*) [*vertebralis*]. Pertaining to or characteristic of a vertebra; made up of or possessing vertebrae. **V. Canal**. See **Canal**. **V. Column**, the spine, or back-bone, composed of the vertebrae.

**Vertebralarterial** (*ver-te-brar-te'-re-al*) [*vertebra*, vertebra; *âprepeia*, artery]. Belonging or pertaining to the vertebral arteries or veins.

**Vertebrata** (*ver-te-bra'-tah*) [*vertebra*, a vertebra]. In biology, a great division of the animal kingdom, including all animals having a spinal column, or its equivalent body axis.

**Vertebrate** (*ver'-te-brät*) [*vertebra*, vertebra]. Having or pertaining to vertebrae.

**Vertebration** (*ver-te-bra'-shun*) [*vertebra*, vertebra].



VERTEBRAL COLUMN, LATERAL ASPECT.

1-7. Cervical vertebrae. 8-19. Dorsal vertebrae. 20-24. Lumbar vertebrae. A, A. Spinous processes. B, B. Articular facets of transverse processes of first ten dorsal vertebrae. C. Auricular surface of sacrum. D. Foramina in transverse processes of cervical vertebrae.



- Separation into vertebrae, or into metameres resembling the vertebrae.
- Vertebro-basilar** (*ver-te-bro-baz'-il-ar*) [*vertebra*, *vertebra*; *βάσις*, base]. Belonging to the vertebra and the base of the skull.
- Vertebro-chondral** (*ver-te-bro-kon'-dral*) [*vertebra*, *vertebra*; *χόνδρος*, cartilage]. Connecting the costal cartilages with the vertebrae.
- Vertebro-costal** (*ver-te-bro-kos'-tal*) [*vertebra*, *vertebra*; *costa*, rib]. Pertaining to the vertebrae and the ribs.
- Vertebrodidymia** (*ver-te-bro-did-im'-e-ah*) [*vertebra*, *vertebra*; *δίδυμος*, twin]. A monstrosity formed by two individuals united by the vertebrae.
- Vertebro-femoral** (*ver-te-bro-fem'-or-al*) [*vertebra*, *vertebra*; *femur*, *femur*]. Pertaining to the vertebral column and the femur.
- Vertebro-iliac** (*ver-te-bro-il'-e-ak*) [*vertebra*, *vertebra*; *ilium*, *ilium*]. Pertaining to the vertebrae and the ilium.
- Vertebrosacral** (*ver-te-bro-sa'-kral*) [*vertebra*, *vertebra*; *sacrum*, *sacrum*]. Pertaining to the sacral and antecedent vertebrae.
- Vertebrosterernal** (*ver-te-bro-stur'-nal*) [*vertebra*, *vertebra*; *στέρον*, sternum]. Extending, as a rib, from the spinal column to the sternum. **V.** Ribs, the true ribs.
- Vertebrum** (*ver'-te-brum*) [L.]. The head of the femur.
- Vertex** (*ver'-teks*) [L.]. The crown or top of the head. The apex of an organ. See *Cranimetric Points*.
- Vertical** (*ver'-tik-al*) [*vertex*, a polar axis]. Pertaining to the vertex. In a direction at an angle of 90° with the horizontal. **V.** Diameter of Cranium, an imaginary line from the basion to the bregma.
- Verticil** (*ver'-tis-il*) [*verticillus*, the whirl of a spindle]. In biology, a whorl; a circle of leaves, tentacles, hairs, organs, or processes radiating from an axis on the same horizontal plane.
- Verticillaster** (*ver-tis-il-as'-ter*) [*verticillus*, the whirl of a spindle]. In biology, a term applied to the pairs of opposite cymes that occur in the axils of the leaves of mints, and at first sight resemble whorls.
- Verticillastrate** (*ver-tis-il-as'-trāt*) [*verticillus*, the whirl of a spindle]. Arranged in verticillasters.
- Verticillate** (*ver-tis-il'-at*) [*verticillus*, a whirl]. Whorled. **V.**-pilose, pilose or hairy in whorls.
- Verticillation** (*ver-tis-il'-shun*) [*verticillus*, a whirl]. The formation of a verticil.
- Verticillus** (*ver-tis-il'-us*) [L.]. A verticil.
- Vertico-mental** (*ver-tik-o-men'-tal*) [*vertex*, *vertex*; *mentum*, chin]. Pertaining to the vertex and the chin. **V.** Triangle. See *Triangle*.
- Vertiginous** (*ver-tij'-in-us*) [*vertere*, to turn]. Resembling or affected with vertigo. **V.** Status, a term applied to the condition in which paroxysms of vertigo occur in rapid succession.
- Vertigo** (*ver'-tig-o*) [L., *vertere*, to turn]. Giddiness, dizziness. The sensation of a lack of equilibrium. This condition may be due to pathologic conditions of the ears (*Auditory V.*), the eyes (*Ocular V.*), the brain (*Cerebral V.*), the stomach (*Gastric V.*), the blood, etc. It may be *subjective* or *objective*. **V.**, *Auditory*. See *Ménière's Disease*. **V.**, *Aural*, labyrinthine vertigo, or Ménière's Disease. **V.**, *Bilious*, vertigo due to derangement of hepatic function. **V.**, *Cerebral*, vertigo caused by cerebral disorder. **V.**, *Epileptic*, vertigo due to or associated with epilepsy. **V.**, *Essential*, when no abnormalism of the body can be found to account for it. **V.**, *Gastric*. Same as *V.*, *Stomachal*. **V.**, *Horizontal*, vertigo which appears when the patient assumes a horizontal position. **V.**, *Intestinal*, vertigo caused by intestinal disorder. **V.**, *Labyrinthine*. See *Ménière's Disease*. **V.**, *Laryngeal*, a name applied to a group of symptoms of rare occurrence that may appear in connection with recognized nervous diseases, as posterior spinal sclerosis or epilepsy, or without obvious explanation. It is accompanied by pain or spasm of the larynx, and perhaps syncope. **V.**, *Lateral*, vertigo which is due to the rapid passing of similar objects, as fence-palings. **V.**, *Mechanical*, vertigo caused by mechanical movements. **V.**, *Ménière's*. See *Ménière's Disease*. **V.**, *Neurasthenic*, subjective vertigo found in neurasthenia. **V.**, *Objective*, when objects seem to the patient to move. **V.**, *Paralyzing*. See *Gertler's Disease*. **V.**, *Riders'*, dizziness occurring in some persons from riding in the cars. **V.**, *Rotatory*, vertigo produced by rotation of the body, or by seeing rotating objects. **V.**, *Smokers'*, a form of vertigo occurring chiefly in men past fifty years of age, especially those accustomed to smoke before meals. It may be arterio-sclerotic in character. **V.** *Stomachal*, vertigo arising from dyspepsia. **V.**, *Subjective*, when the patient himself seems to move. **V.**, *Vertical*, vertigo caused by looking downward from or upward to a height.
- Verugas** (*ver-u'-gas*). Same as *Verrugas*.
- Verumontanum** (*ver-u-mont'-ta-num*) [*veru*, a spit; *mons*, a mountain]. The caput gallinaginis, a longitudinal ridge on the floor of the canal of the male urethra.
- Vesalium, Foramen of**. See *Foramina, Table of*. **V.**, *Glands of*. See *Gland*. **V.**, *Ligament of*, Poupart's ligament. **V.**, *Vein of*. See *Vein*.
- Vesania** (*ves-a'-ne-ah*) [L.]. Unsoundness of mind.
- Vesica** (*ves'-ik-ah*) [L.: *gen.* and *pl.*, *Vesicæ*]. The bladder.
- Vesical** (*ves'-ik-al*) [*vesicalis*; *vesica*, a bladder]. Pertaining to or having the nature of a bladder. **V.** Triangle. See *Triangles, Table of*.
- Vesicant** (*ves'-ik-ant*) [*vesicare*, to blister]. 1. Blistering. 2. A blistering agent or application.
- Vesication** (*ves-ik-a'-shun*) [*vesicatio*; *vesicare*, to blister]. The formation of a blister; a blister.
- Vesicatory** (*ves'-ik-at-or-e*) [*vesicatorium*]. A medicine or agent that, applied to the skin, produces a blister.
- Vesicle** (*ves'-ik-l*) [*vesica*, bladder, blister]. In biology, a small, membranous, bladder-like formation. See also *Papule*. **V.**, *Allantoic*, the internal portion of the allantois. **V.**, *Auditory*, the sac in the fetus from which the internal ear is formed. **V.** of Baer, the ovum of the Graafian vesicle. **V.** of Balbiani. Same as *Yolk-nucleus*. **V.**, *Blastodermic*. See *Blastoderm*. **V.**, *Blood*. A *Blood-corpuscle*. **Vs.**, *Cerebral*. Same as *Vs.*, *Encephalic*. **Vs.**, *Encephalic*, the divisions of the cephalic extremity of the primitive neural tube; they are formed early in fetal life and constitute the protons of the segments of the brain. **V.**, *Germinal*. See *Macula* and *Zona pellucida*. **V.**, *Gland*. Same as *Acinus*. **Vs.**, *Graafian*, the ovisacs of the ovary containing the ova. **V.**, *Kupffer's*. See *Kupffer*. **V.**, *Malignant*. Synonym of *Contagious Anthrax*. **Vs.** of Naboth. Same as *Ovule of Naboth*, *q. v.* **V.**, *Ocular*, a protrusion in the fetus that is the first indication of the eye. **V.**, *Olfactory*, the primitive vesicle which develops into the olfactory lobe. **V.**, *Otic*, a pear-shaped, closed sac of the embryonic inner ear formed by the fusion of the lips of the auditory pit, and giving rise by a diverticulum to the recessus vestibuli. See *V.*, *Auditory*. **V.**, *Pituitary*, the primitive vesicle which develops into the hypophysis. **V.** of Purkinje. See

- Macula*. **V.**, Seminal, the lobulated pouches of a membrane between the base of the bladder and the rectum that serve as reservoirs for the semen. **V.**, **Umbilical**. See *Yolk-sac*.
- Vesico-** (*ves'-ik-o-*) [*vesica*, bladder]. A prefix to denote relation to or connection with the bladder.
- Vesico-abdominal** (*ves'-ik-o-ab-dom'-in-al*) [*vesica*, bladder; *abdomen*, abdomen]. Belonging to the abdomen and the urinary bladder.
- Vesicocele** (*ves'-ik-o-sēl*) [*vesica*, bladder; *κήλη*, hernia]. Hernia of the bladder.
- Vesico-cervical** (*ves'-ik-o-ser'-vik-al*) [*vesica*, bladder; *cervix*, cervix]. Belonging to the cervix uteri and the urinary bladder.
- Vesicoclysis** (*ves-ik-ok'-lis-is*) [*vesica*, bladder; *κλύσις*, a drenching]. The injection of fluid into the bladder.
- Vesico-prostatic** (*ves'-ik-o-pros-tat'-ik*) [*vesica*, bladder; *προστάτης*, prostate]. Belonging to the prostate gland and the urinary bladder.
- Vesico-pubic** (*ves'-ik-o-pu'-bik*) [*vesica*, bladder; *pubis*, pubis]. Pertaining to the urinary bladder and to the pubes.
- Vesico-rectal** (*ves'-ik-o-rek'-tal*) [*vesica*, bladder; *rectum*, rectum]. Pertaining conjointly to the bladder and the rectum.
- Vesico-spinal** (*ves'-ik-o-spi'-nal*) [*vesica*, bladder; *spina*, spine]. Belonging to the urinary bladder and the spinal cord.
- Vesicotomy** (*ves-ik-ot'-o-me*) [*vesica*, bladder; *τέμνω*, to cut]. Incision of the bladder, usually of the urinary bladder.
- Vesico-umbilical** (*ves-ik-o-um-bil'-ik-al*) [*vesica*, bladder; *umbilicus*, umbilicus]. Belonging to the umbilicus and the urinary bladder.
- Vesico-uterine** (*ves-ik-o-ut'-er-in*) [*vesica*, bladder; *uterus*, uterus]. Belonging to the uterus and the urinary bladder. **V.-u. folds**, two semilunar folds which pass between the neck of the uterus and the posterior surface of the bladder.
- Vesico-vaginal** (*ves'-ik-o-vaj'-in-al*) [*vesica*, bladder; *vagina*, vagina]. Pertaining conjointly to the bladder and the vagina.
- Vesicula** (*ves-ik'-u-lah*) [dim. of *vesica*, a bladder : *pl.*, *Vesiculae*]. A vesicle or papule containing lymph. Applied, also, to a number of pouches or bladder-like bodies. **V. cordylares**, cordylar auditory vesicles of the *Marmoneinidæ* and *Geryonide* among *Medusæ*. **V. graafianæ**, the vesicles in the outer layer and stroma of the ovary, each of which contains an ovum. **V. nabothi**, the small glandular bodies within the mouth of the uterus. **V. prostatica**, the depression or cul-de-sac, called, also, the *sinus pocularis*, which traverses the prostate gland beneath its middle lobe. It is the male homologue of the uterus, developed from the Müllerian ducts. **V. seminales**, the two lobulated, membranous pouches between the base of the bladder and the rectum. They constitute reservoirs for the semen. **V. serosa**, the false amnion. See *Amnion*.
- Vesicular** (*ves-ik'-u-lar*) [*vesicula*, a little bladder]. Pertaining to or having vesicles. **V. Breathing or Murmur**, the fine, normal, inspiratory, auscultatory sound heard over the chest. **V. Column**, the ganglionic column of the spinal cord. **V. Column, Posterior**. See *Clarke's Column*. **V. Cylinder**, *Clarke's column*. **V. Eczema**, eczema attended with the formation of vesicles. **V. Emphysema**. See *Emphysema*. **V. Erysipelas**, erysipelas attended with the formation of vesicles. **V. Fever**. Synonym of *Pemphigus*. **V. Germ**. See *Blastosphere*. **V. Glands**, in biology, glands containing a volatile oil placed just beneath the epidermis of a leaf or of the bark. **V. Quality**, the quality of sound characterizing the vesicular respiratory murmur. **V. Râle**. See *Râle*. **V. Resonance**. See *Resonance*. **V. Stomatitis**. Same as *Stomatitis*, *Aphthous*.
- Vesiculate** (*ves-ik'-u-lāt*) [*vesicula*, a little bladder]. 1. Having a vesicle. 2. To become vesicular.
- Vesiculated** (*ves-ik'-u-la-ted*) [*vesicula*, a little bladder]. Hydatidiform; appearing like a bunch of grapes.
- Vesiculation** (*ves-ik-u-la'-shun*) [*vesicula*, a little bladder]. The formation of vesicles; the condition of having vesicles.
- Vesicule** (*ves'-ik-āl*). Same as *Vesicle*.
- Vesiculiferous** (*ves-ik-u-lif'-er-us*) [*vesicula*, bladder; *ferre*, to bear]. Bearing or having vesicles.
- Vesiculiform** (*ves-ik'-u-lif-orm*) [*vesicula*, a little bladder; *forma*, form]. Having the form of a vesicle.
- Vesiculitis** (*ves-ik-u-li'-tis*) [*vesicula*, vesicle; *τις*, inflammation]. Inflammation of the seminal vesicles.
- Vesiculo-bronchial** (*ves-ik'-u-lo-brong'-ke-al*) [*vesicula*, vesicle; *βρόγχος*, bronchus]. Both vesicular and bronchial, as a vesiculo-bronchial respiratory murmur.
- Vesiculo-cavernous** (*ves-ik'-u-lo-kav'-er-nus*) [*vesicula*, vesicle; *cavernous*]. Partaking of both vesicular and cavernous qualities.
- Vesiculose** (*ves-ik'-u-lōz*) [*vesicula*, a vesicle]. Vesiculiform.
- Vesiculo-tubular** (*ves-ik'-u-lo-tu'-bu-lar*) [*vesicula*, vesicle; *tubulus*, a tubule]. Both vesicular and tubular (a qualification for certain respiratory sounds).
- Vesiculo-tympanitic** (*ves-ik'-u-lo-tim-pan-it'-ik*) [*vesicula*, vesicle; *τύμπανον*, drum]. Partaking of both vesicular and tympanitic qualities.
- Vesiculous** (*ves-ik'-u-lus*). Same as *Vesicular*.
- Vesiculus** (*ves-ik'-u-lus*) [L.]. Same as *Vesicle*.
- Vespajus** (*ves-pa'-jus*) [*vespa*, a wasp]. A follicular and suppurative inflammation of the hairy part of the scalp.
- Vespertine** (*ves'-per-tin*) [*vesper*, evening]. In biology, of or pertaining to the evening; crepuscular, as many beetles, moths, bats, and birds, which are active at twilight.
- Vespiary** (*ves'-pe-a-re*) [*vespa*, a wasp]. In biology, a wasp's nest. Cf. *Apiary*.
- Vespiiform** (*ves'-pif-orm*) [*vespa*, wasp; *forma*, form]. Wasp-like.
- Vesque's Method**. A method of producing crystals, resembling in most respects those which are found in plant-cells. Three test-tubes are placed side by side; in the first is a moderately strong solution of calcic chlorid, in the middle one a 5 per cent. solution of sugar, and in the third a solution of potassic oxalate. From the liquid in the first a short strip of filtering paper runs to that in the second, and a similar strip passes from the second to the third test-tube; and thus the liquids in the three tubes are brought into direct contact. Crystals will be formed in the middle tube, their character depending upon the nature of the liquid there. In a solution of sugar, raphides are produced; in pure water, prisms of small size, but with sharply defined faces and angles. (Goodale.)
- Vessel** (*ves'-el*) [ME., *vessel*, vessel]. Any tube or canal through which the fluids, especially the blood, of the body circulate. See *Vas*, *Artery*, *Vein*, *Capillary*, *Lymphatic*. **Vs., Absorbent**, the lymphatics and lacteals. **V., Chyliferous**, absorbent vessels extending from the intestinal walls to the thoracic duct. **Vs., Hemorrhoidal**, varicose veins of the rectum. **Vs., Lacteal**. Same as *Vs., Chyliferous*. **Vs., Umbilical**, the umbilical arteries and veins.
- Vestibular** (*ves-tib'-u-lar*) [*vestibulum*, porch]. Pertaining to any vestibulum or vestibule.



**Vestibulate** (*ves-tib'-u-lat*) [*vestibulum*, vestibule]. Having a vestibule; vestibular.

**Vestibule** (*ves'tib-ul*) [*vestibulum*, a porch]. A porch or threshold. **V.**, **Aortic**, the space formed by the left ventricle adjoining the root of the aorta. **V. of the Ear**, the oval cavity of the internal ear, which forms the entrance to the cochlea. **V. of the Mouth**, that portion of the mouth outside of the teeth. **V. of the Nose**, the external nostrils. **V. of the Ventricles**, the entrance to the ventricles of the brain. **V. of the Vulva**. See *Bulbi vestibuli*.

**Vestibulum** (*ves-tib'-u-lum*) [L.: gen., *Vestibuli*; pl., *Vestibula*]. See *Vestibule*. Especially applied to the vestibule or cavity of the internal ear. It is situated behind the cochlea and in front of the semicircular canals.

**Vestige** (*ves'-tij*) [*vestigium*, foot-print]. In biology, a trace, sign, or remnant of something formerly present or more fully developed. See *Rudiment*, *Vestigial*.

**Vestigia** (*ves-tij'-e-ah*) [L., plural of *Vestigium*]. Parts of the body that may have no evident use in man, and yet may subserve important functions in lower animals, e. g., the muscles of the external ear. **V. rerum** [L., "foot-prints of things"], the hypothetical changes which sensations impress upon the brain-substance, and which serve as a physical basis for memory.

**Vestigial** (*ves-tij'-e-al*) [*vestigium*, a vestige]. Of the nature of the vestigia. Existing only as a trace or vestige of what formerly existed; rudimentary. **V. Reflex**. See *Reflex*.

**Vestigiary** (*ves-tij'-e-a-re*) [*vestigium*, foot-print]. Vestigial.

**Vestigium** (*ves-tij'-e-um*) [L., a foot-print: pl., *Vestigia*]. An anatomic relic of fetal or embryonic life. Thus, the thymus gland becomes in adults a *vestigium*.

**Vestiture** (*ves'-tit-ur*) [*vestire*, to dress, clothe]. In biology, the epidermal investment, as hair, feathers, scales.

**Vesuvin** (*ve-su'-vin*) [*Vesuvius*, a volcano near Naples]. Bismarck brown; triamidobenzol; phenylene-brown; used as a histologic stain. See *Pigments*, *Conspicuous of*.

**Veta** (*ve'-tah*). See *Marco*.

**Veterinarian** (*vet-er-in-a'-re-an*) [*veterinarius*, of or belonging to beasts of burden]. One who practises veterinary medicine.

**Veterinary** (*vet'-er-in-a-re*) [*veterinarius*]. Pertaining to animals. **V. Medicine**, the art and science of medicine as applied to the domestic animals.

**Veternomania** (*vet-er-no-ma'-ne-ah*) [*vetermus*, lethargic; *mania*, mania]. Typhomania.

**Veternositas** (*vet-er-nos'-it-as*) [*vetermus*, old, lethargic]. Same as *Coma-vigil*.

**Vetiveria** (*vet-iv-e'-re-ah*) [E. Ind., *vettivayr*]. A grass, *Andropogon muricatus*, of S. Asia. It affords a highly fragrant, volatile oil, and its infusion is refrigerant. Unof.

**Vexillar** (*veks'-il-ar*) [*vexillum*, standard]. Same as *Vexillary*.

**Vexillary** (*veks'-il-a-re*) [*vexillarius*, a standard-bearer]. In biology, applied to that form of imbricate estivation observed in the corolla of the pea, in which the other petals are enwrapped by the vexillum.

**Vexillate** (*veks'-il-at*) [*vexillum*, a standard]. In biology, having vexilla or pogonia.

**Vexillum** (*veks-il'-um*) [*vexere*, to carry: pl., *Vexilla*]. In biology, the upper and largest of the five petals of a papilionaceous flower.

**Via** (*vi'-ah*) [L.: pl., *Viae*]. A way. *Vie naturales*, the natural passages. See also *Prima via*.

**Viability** (*vi-ab-il'-it-e*) [*viabilis*, viable]. Ability to live; applied to the condition of a child at the time of birth.

**Viable** (*vi'-ab-l*) [*viabilis*, viable]. Capable of living, or likely to live; applied to a child born in a condition of development which will permit of its living.

**Vial** (*vi'-al*) [*φιάλη*]. A small, glass bottle.

**Viand** (*vi'-and*) [Fr., *viande*]. Food; sustenance.

**Vibex** (*vi'-beks*) [L.: pl. *Vibices*]. Any ecchymosis occurring in lines of varying width, from about an eighth of an inch to one inch. See *Purpura*.

**Vibraculum** (*vi-brak-u-la'-re-um*). Same as *Vibraculum*.

**Vibraculum** (*vi-brak'-u-lum*) [*vibrare*, to shake: pl., *Vibracula*]. In biology, one of the peculiar appendages found on the stocks of many chilostome *Bryozoa*. They consist of prominences on the wall of the ordinary individuals (*zoecia*) each of which carries a long seta, by the free movement of which the water surrounding the colony is kept in motion and particles of food brought within reach. Cf. *Avicularia* and *Flabellarium*.

**Vibratile** (*vi'-bra-til*) [*vibrare*, to shake]. Capable of vibrating.

**Vibrating** (*vi'-bra-ting*) [*vibrare*, to shake]. Shaking; oscillation. **V. Arm-chair**. See *Shaking-cure*.

**Vibration** (*vi-bra'-shun*) [*vibratio*; *vibrare*, to shake]. A swinging, oscillation, or thrill, like that of the string of a musical instrument; fremitus. In massage, a modification of the kneading-movement. It consists in making the alternate successive pressures and relaxations with very great rapidity. This may be done by the hand, but is better performed by means of some form of machine.

**Vibrative** (*vi'-bra-tiv*). See *Consonants*.

**Vibrio** (*vi'b'-re-o*) [*vibrare*, to vibrate]. A genus of *Schizomycetes*. See *Bacteria*, *Synonymatic Table of*.

**Vibron** (*vi'b'-re-on*) [*vibrare*, to vibrate: pl., *Vibriones*]. A member of the genus *Vibrio*.

**Vibrissa** (*vi-bris'-ah*) [*vibrissa*, the hairs in the nostrils: pl., *Vibrissae*]. In biology, one of the tactile bristles growing about the mouths of various animals, as cats, the whippoorwill, and other birds, insects, etc.

**Vibrophone** (*vi'-bro-fon*) [*vibrare*, to vibrate; *φωνή*, sound]. An instrument for conveying vocal vibrations to the ear.

**Viburnin** (*vi-bur'-nin*) [*viburnum*, the wayfaring tree]. A precipitate from a tincture of *Viburnum opulus*; anti-spasmodic, anti-periodic, expectorant, tonic. Dose 1 to 3 grains. Unof.

**Viburnum** (*vi-bur'-num*) [L.; gen., *Viburni*]. 1. A genus of caprifoliate trees and shrubs, of some 80 species. **V. dentatum**, is diuretic. **V. lantana** is vesicant. **V. obovatum** has antiperiodic properties. **V. opulus**, "Cranberry tree," "Cranebark," is an efficient remedy in uterine and abdominal pains. **V. prunifolium**, *black haw*; the bark is used. It contains a resin, viburnic acid, identical with valerician acid and other extractives. It is astringent and anti-spasmodic, with decided nerve properties. It is useful in the nervous diseases of pregnancy. Dose of the fld. ext. 3ss-ij; of extract. gr. iij-x. **V. tinus** is purgative. **Liquor sedans**, a utero-ovarian sedative and anodyne. Each fluid-ounce contains of black haw and golden seal each gr. lx, Jamaica dogwood gr. xxx, aromatics q. s. Dose 3j-ij. The so-called *Hayden's Viburnum Compound* is said to be composed of the active principles of *V. opulus*, *Dioscorea villosa*, *Scutellaria lateriflora*, and aromatics. See, also, *Dockmackamus*.

**Vicarious** (*vi-ka'-re-us*) [*vicarius*; *vices*, in the place of]. Substitutive; taking the place of another;

applied to the assumption of the functions of one organ by another. **V. Menstruation.** See *Menstruation*.

**Vice** (*vis*) [ME., *vice*, vice]. Defect, fault, or deformity. **V. of Conformation**, defect of structure, organs or parts being either absent or imperfect. See *Malformation*.

**Vichy Salt** (*ve'-she*) [Fr.]. A compound salt (*sal vichyanum*) supposed to represent the saline constituents of the Grande Grille spring at Vichy, in France. The N. F. has a formula for its preparation. It is recommended as diuretic, alterative, and antiarthritic. Unof. **V. Water**, a well-known, mildly laxative and antacid mineral water. Its main constituent is sodium bicarbonate.

**Vicq d'Azyr, Bundle of.** See *Bundle*. **V., Foramen of.** See *Foramina, Table of*. **V., Operation of,** rapid tracheotomy. Incision of the crico-thyroid membrane. **V.'s White Line**, a thin stratum of white matter between the strata of the cinerea in the occipital region of the brain. See *Lines, Table of*.

**Victoria** (*vik-to'-re-ah*) [L., victory]. A genus of water-lilies. **V. Blue.** Same as *Night Blue*. **V. Green.** Same as *Chrome Green* and *Malachite Green*. **V. Orange.** Same as *V. Yellow*. **V. Yellow.** See *Pigments, Conspectus of*.

**Vicuna** (*vi-kul'-nah*). See *Alpaca*.

**Vidard** (*ve-dahr'*) [Fr.]. The French term for a horse affected with chronic intestinal catarrh due to the presence of *Ascaris megaloccephala*.

**Vidian** (*vid'-e-an*) [after Guido Guidi, Latinized *Vidius*, an Italian anatomist]. Relating to Vidian's the anatomist. **V. Artery.** See *Arteries, Table of*. **V. Canal.** See *Canal*. **V. Foramen.** See *Foramina, Table of*. **V. Nerve**, the union of the great petrosal and carotid nerves entering Meckel's ganglion. See *Nerves, Table of*.

**Vienna** (*ve-en'-ah*). The capital of Austria. **V. Causitic.** Same as *V. Paste*. **V. Draught**, compound infusion of senna. **V. Green.** Same as *Schweinfurth Green*. **V. Lime.** Same as *V. White*. **V. Method**, a method of examining the spinal cord from the front in performing an autopsy. The thoracic and abdominal viscera having been removed, the body of the fifth lumbar vertebra is cut away, and then the pedicles of the vertebræ are successively divided from below upward. The bodies being lifted off, the spinal canal is exposed. **V. Mixture.** See *Anesthetic*. **V. Paste.** See *Potassium*. **V. Powder.** See *Powder*. **V. System.** See *Merz System*. **V. White.** See *Pigments, Conspectus of*.

**Vieussens, Annulus of.** See *Annulus*. **V., Valve of.** See *Valve*.

**Vigilantia** (*vij-il-an'-she-ah*) [L.]. Wakefulness; insomnia.

**Vignal, Bacillus of.** See *Bacteria, Synonymatic Table*. **Vigo's Powder.** See *Powder*.

**Villatte's Liquor.** A preparation used for injecting into carious bones. It consists of sulphate of zinc and sulphate of copper, each fifteen grains, solution of the subacetate of lead, half a dram, and dilute acetic acid, three and a half drams.

**Villi** (*vil'-i*). Plural of *Villus*, a tuft. Tufts of hair, or hair-like processes or projections of a mucous membrane giving it a velvety appearance. **V. of the Chorion**, fringes growing from the external surface of the vitelline membrane, finally covering the entire chorion. **V., Intestinal**, minute, highly vascular tongue-like processes projecting from the free surface of the mucous membrane of the small intestine throughout its whole extent. They are larger and more numerous in the duodenum and jejunum and are fewer and

smaller in the ileum. They constitute the chief organs of absorption of fatty emulsions. **V. pericardiacci**, villi upon the ental surface of the pericardium. **V. peritoneales**, villi upon the free surface of the peritoneum. **V. plurales**, villi on the parietal pleura. **V., Synovial**, small, tongue-like processes projecting from the fringes of synovial membranes.

**Villiform** (*vil'-if-orm*) [*villus*, villus; *forma*, form]. Villose in form.

**Villiaplacental** (*vil-ip-las-en'-tal*) [*villus*, villus; *placenta*]. Having a tufted or villous placenta.

**Villitis** (*vil-i'-tis*) [*villus*, villus; *itis*, inflammation]. Inflammation of the cushion or soft part of the wall of a horse's hoof. See *Coronitis*.

**Villoid** (*vil'-oid*) [*villus*, villus; *ειδος*, like]. Villiform.

**Villose, Villous** (*vil'-oz*, *vil'-us*) [*villus*, hair]. Pertaining to or having the nature of villi. Having a pile like that of velvet. See *Villi*. Covered with long, soft, shaggy hairs.

**Villosity** (*vil-os'-it-e*) [*villous*, shaggy]. The state of being villous.

**Villus** (*vil'-us*) [L., a shaggy hair: *pl.*, *Villi*, *q. v.*].

In anatomy: 1. One of numerous minute vascular projections from the mucous membrane of the intestine, of a conic, cylindric, clubbed, or filiform shape. It consists essentially of a lacteal vessel as a central axis, with an arteriole and a veinlet enclosed in a layer of epithelium. 2. One of the vascular tufts of the chorion. In biology, one of the long, straight, and soft hairs occasionally covering the fruit, flowers, and other parts of plants.

**Vimen** (*vi'-men*) [L.]. A long and flexible shoot of a plant.

**Vimenal** (*vim'-en-al*) [*vimen*, a twig]. Pertaining to twigs or shoots.

**Vimeneous** (*vi-men'-e-us*) [*vimen*, a pliant twig]. In biology, producing slender twigs, such as those used for wicker-work.

**Vina** (*vi'-nah*) [L., Plural of *Vinum*, wine]. Wines.

**Vineaceous** (*vi-na'-shus*) [*vinaceus*, pertaining to wine].

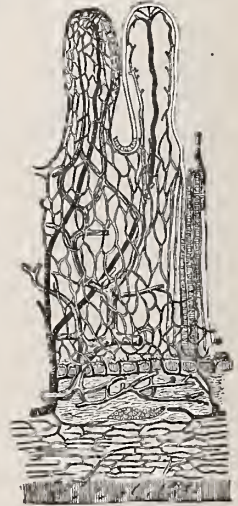
**Vinasse** (*ve-nas'*) [Fr.]. Potash obtained from the *marc* or residue of the wine-press. Also, the residuum in a still after distillation.

**Vinca** (*ving'-kah*) [L., periwinkle]. A genus of apocynaceous plants, the periwinkles. **V. major** and **V. minor** are astrigent, vulnerary, and antilactatic. Unof.

**Vincula** (*vin'-ku-lah*) [L.]. Plural of *Vinculum*. **V. accessoria tendinum**. The slender, tendinous filaments which connect the phalanges with their tendons.

**Vine** (*vin*) [*vinea*, a vine]. A climbing plant with a woody stem. **V.-disease**, a disease of the grape-vine due to the phylloxera.

**Vinegar** (*vin'-e-gar*) [*vin*, wine; *aigre*, sour]. Dilute and impure acetic acid, obtained by acetous fermen-



SCHEME OF THE DISTRIBUTION OF BLOOD-VESSELS IN THE VILLI OF THE SMALL INTESTINE OF A DOG. (From Stirling.)

**V. medicata**, medicated



tation. See *Acetum*, and *Acid, Acetic*. *Wine-vinegar* varies in color from light-yellowish to red, according as it has been derived from white or red wines, that from the former being the most highly esteemed. The vinegar from red wines, however, can be decolorized by filtration through purified bone-black. Wine-vinegar has a specific gravity of 1.014 to 1.022, and contains from six to nine per cent. (rarely 12) of absolute acetic acid. *Malt-vinegar* and *Beer-vinegar* have a specific gravity of from 1.021 to 1.025, and contain dissolved dextrin, maltose, soluble albuminoids, and similar constituents of the malt-extract. It contains only from three to six per cent. of acetic acid. *Spirit-vinegar* is colorless as produced, but is frequently colored with caramel to imitate the appearance of wine or cider vinegar. It contains from three to eight per cent. of acetic acid, although the so-called "vinegar essence" (double vinegar) may contain as much as 14 per cent. *Cider-vinegar* is yellowish-brown, has an odor of apples, a density of from 1.013 to 1.015, and contains from three and a half to six per cent. of acetic acid. It is distinguished from the other varieties by yielding on evaporation a mucilaginous extract smelling and tasting like baked apples and containing malic acid, which replaces the tartaric acid of the wine-vinegar. *Glucose-vinegar, or Sugar-vinegar*, prepared from different saccharine and amylaceous materials by conversion with dilute acid, followed by fermentation and acidification, contains dextrose, dextrin, and often calcium sulphate. It is said to be employed in France and England for adulterating wine-vinegar, or malt-vinegar. *Facitious vinegars* are often made from pyroligneous acid flavored with acetic ether and colored with caramel. Such a product differs from malt-vinegar in containing no phosphates, and from wine-vinegar or cider-vinegar in the absence of tartaric and malic acids respectively. **V. Essence.** See *Vinegar*.

**Viniferous** (*vi-nif'-er-us*) [*vinum*, wine; *ferre*, to bear]. Wine-bearing.

**Vinometer** (*vi'-nom-et-er*) [*vinum*, wine; μέτρον, measure]. An instrument for measuring the percentage of alcohol in a liquor.

**Vinose** (*vi'-nos*). Same as *Vinous*.

**Vinous** (*vi'-nus*) [*vinosus*; *vinum*, wine]. Having the nature or flavor of wine, alcoholic.

**Vinum** (*vi'-num*) [*L.*: *gen.*, *Vini*; *pl.*, *Vina*]. Wine. The fermented juice of fruits, especially that of grapes. *White wines* are made from the pulp; *red wines* from the pulp and *skins*, the latter yielding the coloring-matter. Each should contain 10-12 per cent. of alcohol. There are nine official vina. **V. absinthiatum**, wormwood-wine; made by macerating *Artemisia absinthium* in white wine. **V. album**, white wine, an alcoholic liquid made by fermenting the juice of the fresh grape; it contains from 10 to 14 per cent. by weight of absolute alcohol. **V. album fortius** is made from *V. album* by fortifying the latter until it contains 20-25 per cent. of alcohol. *Sweet wines*, such as Burgundy, Tokay, Muscatel, Angelica, etc., seldom exceed 6-7 per cent. of alcohol unless fortified. *Light red wines*, such as claret, contain normally about 5 per cent. *Sparkling wines*, such as champagne, derive their quality from the presence of carbon dioxide, being bottled before fermentation. They contain 10-12 per cent. of alcohol. **V. antimonii**, wine of antimony. Dose  $\mathfrak{m}\times$ -xxx. **V. aromaticum** consists of strong white wine 94 per cent., with one per cent. each of lavender, organum, peppermint, rosemary, sage, and wormwood. **V. colchici radidis**, wine of colchicum-root. Dose  $\mathfrak{m}\nu$ -xx. **V. colchici seminis**, wine of colchicum-seed. Dose  $\mathfrak{m}\times$ -xxx. **V. ergotæ**, wine of ergot. Dose  $\mathfrak{f}\mathfrak{z}$ j-ijj. **V. ferri amarum**, bitter wine of iron. Dose

$\mathfrak{f}\mathfrak{z}$ j-ijj. **V. ferri citratis**, wine of ferric citrate. Dose  $\mathfrak{f}\mathfrak{z}$ j-ij. **V. ipecacuanhæ**, wine of ipecac. Dose  $\mathfrak{m}\nu$ -x. **V. opii**, 1.3 to 1.5 gm. morphin in 100 c.c. Dose  $\mathfrak{m}\nu$ -xv. **V. portense**, Port wine, is fortified with 25-30 per cent., and **V. xericum**, Sherry wine, until it contains about 25 per cent. of alcohol. There are 14 official *vini*, of which 11 are medicated. **V. rubrum**, red wine. An alcoholic liquid made by fermenting the juice of the fresh, colored grapes, the fruit of *Vitis vinifera*, in the presence of their skins. It contains from 10-14 per cent. by weight of absolute alcohol. **Vini, Spiritus, Gallici**, brandy.

**Vinyl** (*vin'-il*),  $\text{C}_2\text{H}_3$ , a hypothetical trivalent radicle existing in acetic aldehyde.

**Viola** (*vi'-o-lah*) [*L.*, violet]. A genus\* of plants, including the true violets and pansies. **V. canina** has an emetic and cathartic root. **V. odorata** has fragrant flowers, which are made into a lenitive syrup. **V. pedata** of the U. S. is demulcent and expectorant. **V. tricolor**, pansy; a wild flower sometimes known as heart's-ease pansy. It contains an alkaloid, violin, with emeto-cathartic properties. It is mucilaginous and expectorant. Dose gr. x- $\mathfrak{z}$ j.

**Violanilin** (*vi-o-lan'-il-in*). See *Pigments, Conspectus of*.

**Violation** (*vi-o-la'-shun*) [*violatio*; *violare*, to ravish]. Rape. Sometimes used to express the fact of coitus without force, but by deception, with the weak-minded, etc.

**Violet** (*vi'-o-let*) [*viola*, violet]. 1. A popular name for viola. 2. One of the colors of the rainbow which very closely resembles the purple of violets. 3. A dye-stuff. **V.-blindness**, retinal insensibility to violet tints. **V., Gentian**, a violet anilin dye used for staining in histologic and bacteriologic work. **V., Methyl**, an anilin dye used in the same way as *V., Gentian*.

**Violette's Solution.** See *Sugar*.

**Violin** (*vi'-o-lin*) [*viola*, violet]. An emetic principle found in *Viola odorata*, *V. tricolor*, and other violets; said to be probably identical with emetin. Unof.

**Violinists' Cramp.** See *Cramp*.

**Viraginity** (*vir-aj-in'-it-e*) [*virago*, a woman]. A form of sexual perversion in which the male individual is essentially effeminate in his feelings and tastes.

**Viragint** (*vir'-aj-int*) [*virgo*, a virgin]. A male given to viraginity.

**Virchow's Method** (*of opening the heart*). The heart is opened in situ. The first incision is made in the right ventricle (many open the right auricle first) along the ventricular ridge, from near the auriculo-ventricular groove to near the apex. The second incision opens the right auricle midway between the entrances of the venæ cavæ. In the left auricle the incision is carried from the left superior pulmonary vein to near the auriculo-ventricular ring. The incision through the left ventricle begins just behind the base and ends just short of the apex. It must be carried deeply through the wall of the heart. The heart is now removed. To do this the organ is grasped with the index finger of the left hand in the left ventricle and the thumb in the right; the heart is then raised by the apex and the venæ cavæ, the pulmonary veins, and the pulmonary artery, and the aorta divided, taking care that the incisions are not too close to the heart. The next step is to open the ventricles. For this purpose the heart is placed exactly in the position it occupied in the body. One blade of the scissors is then introduced near the lower end of the incision in the right ventricle and carried outward in the direction of the pulmonary artery. The incision for the left ventricle commences at the apex of the heart and divides the anterior wall of the ventricle close to the septum, and is continued out through

the aorta. These are the principal incisions; it is customary, however, to make at least two others, viz., one connecting the incision in the right auricle with that in the right ventricle, and one connecting that in the left auricle with the incision in the left ventricle. **V.'s Theory of Cellular Physiology**; this is summarized in the formula, *omnis cellula e cellula, i. e.*, every cell is derived from a cell. It is the theory of the hereditary succession of the cells and tissues. **V.'s Theory of Inflammation**. See *Theory*.

**Virchow and Holder, Angle of**. See *Angle*.

**Virchow-Robin Lymph-spaces**. The spaces between the ental coats of the cerebral blood-vessels and the adventitia.

**Virescence** (*vir-es-ens*) [*virescere*, to grow green]. In biology, greenness, especially a green petal or leaf, normally some other color.

**Virescent** (*vir-es-ent*) [*virere*, to be green]. Becoming green.

**Virgate** (*vir-gāt*) [*virga*, a rod, twig]. Straight and slender, like a wand.

**Virgin** (*vir-jin*) [*virgo*; *virginis*, a virgin]. A woman who has never had sexual connection with a man. **V.-tooth**, the milk-tooth of a horse not worn by use.

**Virginal** (*vir-jin-al*) [*virgo*, a virgin]. Pertaining to virginity.

**Virginal Claustrum** (*vir-jin-al-le klaw-strum*) [L.]. The hymen.

**Virginia** (*vir-jin-e-ah*) [*Virginia*, a female name]. A State of the United States. **V. Creeper**. See *Ampelopsis*. **V. Snake-root**. See *Serpentaria*.

**Virginity** (*vir-jin'-it-e*) [*virgo*, a virgin]. The condition of being a virgin.

**Viridescence** (*vir-id-es-ens*) [*viridis*, green]. The state of being greenish.

**Viridescent** (*vir-id-es-ent*) [*viridis*, green]. Slightly green.

**Viridian** (*vir-id'-e-an*). Same as *Veronese Green*.

**Viridigenous** (*vir-id-ij'-en-us*) [*viridis*, green; *genus*, producing]. In biology, producing greenness, as the diatoms eaten by certain molluscs. Cf. *Marennin*.

**Viridin** (*vir-id-in*) [*viridis*, green]. An alkaloid obtained from *Veratrum viride*, and supposed to be identical with jervin.

**Viridity** (*vir-id'-it-e*) [*viridis*, green]. In biology, greenness.

**Virile** (*vir-il*) [*virilis*; *vir*, a man]. Pertaining to mature manhood. **V. Member**, the penis.

**Virilence** (*vir-il-es-ens*) [*virilis*, virile]. The assumption of male characters by an aged woman; the growth of a beard, the development of a manly voice on the part of a woman after the menopause.

**Virilia** (*vir-il'-e-ah*). Plural of *Virillis*, manly. The male generative organs.

**Virility** (*vir-il'-it-e*) [*virilitas*]. The condition of mature manhood; procreative power.

**Viros** (*vi-rōz*) [*virosus*, poisonous]. Poisonous; having a poisonous taste or smell.

**Virous** (*vi'-rus*) [*virosus*, poisonous]. Possessing poisonous properties.

**Virulence** (*vir'-u-lens*) [*virulentia*; *virus*, a poison]. Malignity, noxiousness, infectiousness.

**Virulent** (*vir'-u-lent*) [*virulentus*]. Having the nature of a poison. See *Virus*.

**Viruliferous** (*vir-u-lif'-er-us*) [*virus*, virus; *ferre*, to carry]. Containing or conveying a virus.

**Virus** (*vi'-rus*) [L.]. A poison that causes a morbid process or disease; any pathogenic microbe. The word was formerly applied to the specific contagium of an infectious disease, especially to that of cowpox. **V., Attenuated**, virus deprived of some of its patho-

genic quality by culture and modification by animal inoculation-experiments, so that inoculated in another person or animal it preserves the same against attack or the usual violence of the disease. **V., Humanized**, vaccine-lymph that is not taken directly from the cow or calf, but from the vaccine-pustule of a human being, usually a child, who may have been inoculated with matter obtained from another child or from the cow. **V., Specific**, the characteristic poison of a disease.

**Vis** [L.]. Force or energy. **V. conservatrix**, the healing power of nature. **V. formativa**, the energy of nature as manifest in the formation of new tissue to replace that which has been destroyed. **V. a fronte**, energy exerted in front; resistance. **V. inertiae**, that force by virtue of which a body at rest remains at rest; or, if in motion, continues in motion. **V. medicatrix**. Same as *V. conservatrix*. **V. plastrix**, in biology, growth-force. See *Bathmism*, *Physiobathmism*, *Stato-bathmism*. **V. a tergo**, force applied from behind. **V. vitæ**, vital force.

**Visage** (*vis'-ij*) [*visus*, a look]. The face.

**Viscera** (*vis'-er-ah*). See *Viscus*.

**Viscerad** (*vis'-er-ad*) [*viscus*, a viscus]. Toward the visceral cavity.

**Visceral** (*vis'-er-al*) [*viscera*]. Pertaining to the viscera. **V. Arches and Clefts**, four slit-like depressions with intermediate thickenings of the lateral wall of the cervical region of the embryo. They are persistent slits in fishes.

**Visceralgia** (*vis'-er-al'-je-ah*) [*viscus*, viscus; *ἀλγος*, pain]. Pain or neuralgia in a viscus.

**Viscerate** (*vis'-er-at*) [*viscera*]. To eviscerate or disembowel.

**Viscericardiac** (*vis'-er-ik-ar'-de-ah*) [*viscera*; *καρδιά*, heart]. Pertaining to the viscericardium.

**Viscericardium** (*vis'-er-ik-ar'-de-un*) [*viscera*, viscera; *καρδιά*, heart]. The visceripericardial sac.

**Viscerimotor** (*vis'-er-im-o'-tor*) [*viscus*, viscus; *motor*, motor]. Conveying motor impulses to a viscus.

**Visceripericardial** (*vis'-er-ip-er-ik-ar'-de-al*) [*viscera*, περί, around; *καρδιά*, heart]. Common to the pericardium and the viscera.

**Visceropleural** (*vis'-er-o-plu'-ral*) [*viscera*; *πλευρά*, side]. Same as *Pleurovisceral*.

**Visceroskeletal** (*vis'-er-o-skell'-et-al*) [*viscera*; *σκέλετον*, skeleton]. Pertaining to the visceral skeleton.

**Viscid** (*vis'-id*) [*viscidus*]. Clammy; slimy; adhesive; glutinous. See *Viscosus*.

**Viscidty** (*vis-id'-it-e*). Same as *Viscosity*.

**Viscin** (*vis'-in*) [*viscum*, bird-lime]. Bird-lime. A mucilaginous extraction of the mistletoe, *Viscum flavescens*, *Gentiana lutea*, and other plants.

**Viscose** (*vis'-kōz*) [*viscum*, bird-lime]. A gummy secretion or product of the *Micrococcus viscosus*.

**Viscosity** (*vis-kos'-it-e*) [*viscositas*]. The property of glutinousness, ropiness, or tenacity.

**Viscous** (*vis'-kus*) [*viscosus*]. Glutinous, ropy, sticky. Also, pertaining to a viscus or internal organ.

**Viscum** (*vis'-kum*) [L.: *gen.*, *Visci*]. Mistletoe. The leaves and stems of *V. album*, the European, and *V. flavescens*, the American, species. It contains a mucilage, viscin, bird-lime, and various other extractives. In large doses it induces vomiting and purging. The American plant has alleged properties similar to those of digitalis. Dose gr. x-5 j., in decoction; or a 10 per cent. tincture m v-xxx. Unof.

**Viscus** (*vis'-kus*) [L.: *pl.*, *Viscera*]. Any organ enclosed within either of the four great cavities, the cranium, thorax, abdominal cavity, or pelvis; as the brain, intestine, spleen, bladder, uterus, lungs, liver, etc.



**Vishucki** (*vis-huk'-e*) [Ind.]. Synonym of *Asiatic Cholera* among Hindoo physicians.

**Visibility** (*viz-ib-il'-it-e*) [*visibilitas*; *videre*, to see]. Capability of being seen.

**Vision** (*vish'-un*) [*visio*; *videre*, to see]. 1. Sight; acuity of visual power. See also, *Acuteness*. 2. A visual hallucination, or illusion. **V.**, **Binocular**. See *Binocular*. **V.**, **Central**, direct vision, or vision when the image falls on the fovea centralis. **V.** for **Color**, pertains to the chromatic sense. **V.**, **Direct**, that when the image is formed at the macula. **V.**, **Double**. See *Diplopia*. **V.**, **Field of**. See *Field*. **V.** for **Form**, the acuteness of vision with white light. **V.**, **Indirect**, that when the image is formed upon the peripheral portions of the retina. **V.**, **Peripheral**, that when the image is not formed at the macula. **V.**, **Qualitative**, vision in which there is ability to distinguish objects. **V.**, **Quantitative**, mere perception of light. **V.**, **Solid**, or **V.**, **Stereoscopic**, the visual perception of the third dimension of space, or the perception of relief or depth of objects obtained by binocular vision. See *Hering's Experiment*. **V.**, **Triple**. See *Triplopia*.

**Visit** (*vis'-it*) [*videre*, to see]. A call upon a patient.

**Visual** (*vish'-u-al*) [*visualis*; *visus*, sight]. Pertaining to vision. **V.** **Acuteness**, or **Acuity**. See *Acuteness*. **V.** **Amnesia**. See *Mind-blindness*. **V.** **Angle**. See *Angle*. **V.** **Axis**. See *Axis*. **V.** **Field**. See *Field*. **V.** **Logagnosia**. Synonym of *Word-blindness*. **V.** **Purple**, a substance in the retina reacting to light in a peculiar manner, and thought to be intimately connected with vision. See *Rhodopsin*.

**Visus** (*vi'-zus*) [*videre*, to see]. Vision. **V.** **dimidiatus**. Synonym of *Hemioptia*. **V.** **diurnus**. Synonym of *Hemeralopia*. **V.** **senilis**. Synonym of *Presbyopia*.

**Vita** (*vi'-tah*) [L.]. Life.

**Vital** (*vi'-tal*) [*vitalis*; *vita*, life]. Pertaining to life. **V.** **Capacity**, the volume of air that can be expelled after a full inspiration. **V.** **Knot**, a term applied by Flourens to the respiratory center in the oblongata. **V.** **Principle**, the energizing principle on which individual life depends. **V.** **Statistics**, the statistics of vital facts, the science of numbers as applied to the life-history of communities and nations.

**Vitalism** (*vi'-tal-izm*) [*vita*, life]. In biology, the doctrine that ascribes the phenomena exhibited by living organisms to the action of a supersensuous vital force.

**Vitalist** (*vi'-tal-ist*) [*vita*, life]. A believer in the existence of vital force.

**Vitality** (*vi'-tal'-it-e*) [*vitalitas*, vitality]. The vital force or principle of life; also, the condition of having life; vigor; activity.

**Vitalize** (*vi'-tal-iz*) [*vita*, life]. To endow with life.

**Vitals** (*vi'-talz*) [*vita*, life]. A vulgar term for the intestines and the organs essential to life.

**Vitellarium** (*vit-el-a'-re-un*) [*vitellus*, yolk: *pl.*, *Vitellaria*]. In biology, one form of the female germ-glands in platode worms, in which the work of supplying the egg-germs with nutritive yolk is carried on. "Comparative research has shown that the vitellaria are not newly formed accessory glands of the female sexual apparatus, but that they are metamorphosed ovaries or portions of ovaries adapted to a special function." (Lang.) Cf *Germarium*.

**Vitellary** (*vit'-el-a-re*) [*vitellus*, yolk]. Pertaining to the vitellus.

**Vitellicle** (*vit-el-ik'-l*) [*vitellus*, yolk]. The yolk-sac; umbilical vesicle.

**Vitellogenous** (*vit-el-ij'-en-us*) [*vitellus*, yolk; *genus*, producing]. In biology, producing yolk. Cf. *Vitellarium* and *Vitellogene*.

**Vitellin** (*vit-el'-in*) [*vitellus*, yolk]. In biology, the chief proteid of egg-yolk. According to Weyl, it also occurs in chyle and the amniotic fluid.

**Vitelline** (*vit-el'-in*) [*vitellus*, yolk]. Pertaining to the *vitellus*, the yolk of an egg. **V.** **Circulation**, the circulation through the yolk. **V.** **Membrane**. See *Zona pellucida*. **V.** **Spheres**. See *Sphere*.

**Vitello-ducts** (*vit'-el-o-dukts*) [*vitellus*, yolk; *ductus*, a duct]. The yolk-ducts; applied to the ducts of the *vitellaria* of platode worms.

**Vitellogene** (*vit-el'-o-jen*) [*vitellus*, yolk; *γενος*, producing]. In biology, yolk-producing. Cf. *Vitellarium* and *Vitelligenous*.

**Vitellogenous** (*vit-el-ij'-en-us*). Same as *Vitelligenous*.

**Vitellolutein** (*vit-el-o-lu'-te-in*) [*vitellus*, yolk; *luteus*, golden-yellow]. The yellow pigment obtained from the eggs of the spider-crab (*Maia squinado*).

**Vitellorubin** (*vit-el-o-ru'-bin*) [*vitellus*, yolk; *ruber*, red]. The reddish-brown pigment obtained from the eggs of the spider-crab (*Maia squinado*).

**Vitellus** (*vit-el'-us*) [*vitellus*, a yolk]. In biology, the yolk of an egg, including both the formative and the nutritive yolk. Specifically the yolk of the egg of the common barnyard fowl (*Gallus domesticus*). A viscid, orange-colored liquid containing oil, cholesterol, vitellin, and albumin. It is bland and nutritive. It is used mainly to emulsionize oils and camphors. In pharmacy, the yolk of egg, ovi vitellus.

**Vitex** (*vi'-teks*) [L.]. See *Agnus castus*.

**Vitiation** (*vish-e-a'-shun*) [*vitatio*; *vitare*, to corrupt]. The contamination of any substance, especially of the air.

**Viticulous** (*vit-ik'-o-lus*) [*vitis*, the vine; *colere*, to inhabit]. Inhabiting or produced upon the vine.

**Vitacula** (*vit-ik'-u-lah*) [dim. of *vitis*, vine: *pl.*, *Viticulae*]. In biology, a small, trailing vine, like that of a melon or cucumber.

**Viticulose** (*vit-ik'-u-löz*) [*vitis*, vine]. In biology, producing long, trailing, vine-like twigs or stems.

**Viticulture** (*vit'-ik-ul-tür*) [*vitis*, vine; *cultura*, culture]. The culture of the vine.

**Vitiligo** (*vit-il-i'-go*) [L., tetter]. *Piebald skin*; *white leprosy*; an acquired disease of the skin characterized by the appearance of one or many well-defined, circular, oval, irregularly-shaped, or reticulated patches, having a milky-white color, without other manifest change in the integument; the hairs growing upon these patches are usually destitute of color. At the periphery of the patches there is usually a hyperpigmented border, varying in color from a light-fawn to a deep-chocolate. The disease is most common in warm weather. See *Leukoderma*. **V.** **capitis**. Synonym of *Alopecia areata*.

**Vitiligoidea** (*vit-il-ig-oi'-de-ah*) [*vitiligo*, tetter; *ειδος*, likeness]. Xanthoma of the eyelids.

**Vitrella** (*vit-rell'-ah*) [*vitreus*, glassy: *pl.*, *Vitrellae*]. In biology, same as *Retinophora*.

**Vitreodental** (*vit-re-o-den'-tin-al*) [*vitreus*, of glass; *dens*, tooth]. Pertaining to vitreodentine.

**Vitreodentine** (*vit-re-o-den'-tin*) [*vitreus*, of glass; *dens*, a tooth]. A variety of dentine of particularly hard texture.

**Vitreous** (*vit'-re-us*) [*vitreus*; *vitrum*, glass]. Glass-like, hyaline. **V.**, **Artificial**. See *Envisceration*. **V.** **Chamber**, the portion of the globe of the eye posterior to the crystalline lens. **V.** **Degeneration**, disease of the intima of arteries. **V.** **Humor**, or **Body**, the transparent, jelly-like substance filling the vitreous chamber of the eye. **V.** **Tables**, the dense, osseous laminae on the inner and outer surfaces of the cranial bones.

**Vitreum** (*vit'-re-un*). Same as *Vitreous Humor*.

**Vitriol** (*vit'-re-ol*) [*vitriolum*; *vitrum*, glass]. In chemistry, a term formerly used to designate any substance having a glassy fracture or appearance. **V.**, **Blue**, copper sulphate, or "blue stone,"  $\text{CuSO}_4$ . **V.**, **Green**, ferrous sulphate, or "copperas,"  $\text{FeSO}_4$ . **V.**, **Oil of**, sulphuric acid,  $\text{H}_2\text{SO}_4$ . **V.**, **White**, zinc sulphate,  $\text{ZnSO}_4$ .

**Vitta** (*vit'-ah*) [*vitta*, a band, a fillet: *pl.*, *Vittæ*]. In biology, (a) a band, or stripe, either of color or tissue; (b) one of the longitudinal, tubular oil-receptacles in the fruits of the *Umbelliferae*. An oil-tube.

**Vittate** (*vit'-ät*) [*vitta*, a band, a fillet]. Possessing vittæ.

**Vitular** (*vit'-u-lar*) [*vitulus*, calf]. Relating to a calf or to calving. **V. Apoplexy**, apoplexy of cows occurring at parturition. **V. Fever**, vitular apoplexy, or, more correctly, a fever following parturition in the cow. See *Collapse*, *Parturiens*.

**Vitus' Dance**, **St.** See *Chorea*.

**Viviparous** (*viv-ip'-ar-us*) [*vivus*, alive; *parere*, bring forth, produce]. In biology, applied to such animals as bring forth the young at an advanced stage of development, as distinguished from *oviparous* and *ovoviviparous*.

**Vivipation** (*viv-ip'-a'-shun*) [*vivus*, alive; *parere*, to bring forth]. In embryology, that form of generation in which the ovum, expelled from the ovary, clings to the maternal organ and derives its nourishment directly from the mother until birth.

**Viviperception** (*viv-ip'-er-sept'-shun*) [*vivus*, alive; *percipere*, to perceive]. The study or observation of physiologic processes without dissection or vivisection.

**Vivisection** (*viv-is-ek'-shun*) [*vivus*, alive; *sectio*, cutting]. The dissection of an animal, or experimentation upon it, while still alive, for scientific purposes. See *Callisection*, and *Sentisection*.

**Vivisectionist** (*viv-is-ek'-shun-ist*) [*vivus*, alive; *sectio*, a cutting]. A practitioner or defender of vivisection.

**Vivisector** (*viv-is-ek'-tor*) [*vivus*, alive; *sector*, a cutter]. One who practises vivisection.

**Vivisectorium** (*viv-is-ek-to'-re-um*) [L.]. A place or laboratory where vivisection is performed.

**Vleminckx's Solution**. An application used in Austria and Germany for treating acne. It consists of lime 1 part, sulphur 2 parts, and water 20 parts. Slake the lime, add the sulphur, and boil to 12 parts.

**Vocal** (*vo'-kal*) [*vox*, the voice]. Pertaining to the voice or its organs. **V. Bands**, a name given to certain membranes of the larynx by which the sounds of the voice are produced. They consist of *superior*, ventricular or false bands, and *inferior* or true bands. The latter are covered by the mucous membrane of the larynx and are thin bands of elastic tissue, reaching from the wings of the thyreoid to the arytenoid cartilages. **V. Fremitus**, the thrill conveyed to the hand when applied to the chest during phonation. It is increased in consolidation of the lungs, and decreased or absent when there is a pleural effusion. **V. Resonance**, the resonance produced by the voice as heard on auscultating the lung. This is increased with slight degrees of consolidation of the lung and decreased with extreme consolidation and with large pleural effusions.

**Vogt, Angle of**. See *Angle*.

**Vohsen's Method**. A method of illuminating the frontal sinus. It is done by placing the source of illumination over the orbital surface of the sinus.

**Voice** (*vois*) [ME., *voice*, voice]. The sound produced by the vibration of the vocal bands and modified by the resonance-organs. The utterance of articular sounds. **V., Change of**. In the transition-period of youth the voice loses its treble quality and (sometimes

irregularly) assumes the qualities of the adult voice. This is called the change of voice.

**Void** [ME., *voiden*, to void]. To evacuate, *e. g.*, from the intestine or bladder.

**Voisin's Method**. See *Hypnotism*.

**Vola** (*vo'-lah*) [L.: *gen.* and *pl.*, *Volæ*]. The palm, or rather the hollow of the hand; the hollow of the foot.

**Volar** (*vo'-lar*) [*volaris*; *vola*, palm]. Pertaining to the palm of the hand. See *Palmar*.

**Volatic** (*vo-lat'-ik*) [*volaticus*; *volare*, to fly]. Flying, momentary.

**Volatile** (*vol'-at-il*) [*volatilis*]. Capable of assuming, or prone to assume a state of vapor; evaporating. **V. Oils**. See *Essential Oils*.

**Volatility** (*vol-at-il'-it-e*) [*volatilitas*]. The quality of being volatile.

**Volatilization** (*vol-at-il-is-a'-shun*) [*volatilizatio*]. The change of a solid or liquid to a gas or vapor by heat.

**Volhard, Volumetric Method of**. A method for estimating halogens by means of ammonium sulphocyanid.

**Volition** (*vo-lish'-un*) [*volitio*, will]. The will or determination to act.

**Volitional** (*vo-lish'-un-al*) [*volitio*, will]. Pertaining to volition. **V. Insanity**, insanity characterized by perversions of the will, or by abulia or hyperbulia.

**Volitive** (*vol'-it-iv*) [*volitio*, will]. Pertaining to the will; volitional.

**Volkmann's Deformity**. Congenital tibio-tarsal luxation. See *Diseases*, *Table of*. **V.'s Solution**. See *Thymol*.

**Voisella** (*vol-sel'-ah*) [*vellere*, to pluck]. A forceps having one or more hooks at the end of each blade. Also called *Vulsella*.

**Volt** (*volt*) [*volvere*, to turn around]. The unit of electro-motive force, or the force sufficient to cause a current of one ampère to flow against a resistance of one ohm. The following is the voltage of several popular cells: Smee 0.65, Bunsen 1.90, Daniell 1.05, Callaud 0.60, Leclanche 1.50. **V.-ampère**, the amount of pressure developed by a current of one ampère having an electro-motive force of one volt. Its mechanic equivalent is about 44.2 foot-pounds per minute. It is sometimes called a Watt. See *Electric Units*. **V.-coulomb**. See *Electric Units*.

**Volta's Law**. A law for the differences of electric potential produced by the contact of dissimilar metals or other substances. See *Laws*.

**Voltaic** (*vol-ta'-ik*) [*Volta*, an Italian scientist]. Pertaining to the constant electric current or to galvanic electricity. **V. Alternatives**, a term used in medical electricity to indicate sudden reversals in the polarity of the electrodes of a voltaic battery.

**Voltaism** (*vol'-ta-izm*). See *Galvanism*.

**Voltmeter** (*vol-tam'-et-er*) [*volt*, a unit of electro-motive force; *μέτρον*, a measure]. An instrument for ascertaining the electro-motive force of a current in volts.

**Voltmeter** (*volt'-me-ter*) [*volt*, a unit of electric force; *μέτρον*, measure]. A synonym of *Voltmeter*.

**Voltolini's Disease**. A purulent, labyrinthine otitis accompanied with violent pains in the ear, complete unconsciousness, high fever, and delirium. See *Diseases*, *Table of*. **V.'s Method**, the examination of the anterior nasal region by means of transmitted light. This method is also called examination by "through illumination," and *transillumination, q. v.*

**Voluble** (*vol'-u-bl*) [*volubilis*, whirling]. See *Twining*.

**Volume** (*vol'-ūm*) [*volumen*]. In physics, the space which a substance fills. Cubic dimension. **V., Specific**, the molecular weight divided by the specific gravity; referred to hydrogen as a unit.



- Volumetric** (*vol-u-met'-rik*) [*volumen*, a roll; μέτρον, measure]. Pertaining to measurement by volume.
- V. Analysis.** See *Analysis*.
- Voluntary** (*vol'-un-ta-re*) [*voluntarius*]. Pertaining to or under the control of the will. **V. Muscle**, striped muscle.
- Voluntas** (*vol-un'-tas*) [L.]. Desire or will.
- Voluntomotory** (*vol-un-to-mo'-tor-e*) [*voluntus*, will; motor, motor]. Pertaining to voluntary motion.
- Voluptuary** (*vo-lup'-tu-a-re*) [*voluptuarius*, pertaining to pleasure]. 1. Promoting sensual indulgence; voluptuous. 2. A sensualist.
- Voluptuous** (*vo-lup'-tu-us*) [*voluptuosus*, full of gratification]. Contributing to sensual pleasure.
- Voluptuousness** (*vo-lup'-tu-us-nes*) [*voluptuosus*, full of gratification]. The state of being voluptuous.
- Volupty** (*vo-lup'-te*) [*voluptas*]. Voluptuousness; orgasm.
- Volute** (*vo-lüt'*) [*voluta*, a spiral scroll]. In biology, rolled up like a scroll.
- Volva** (*vol'-vah*) [*volva*, a wrapper, covering: *pl.*, *Volvae*]. In biology, a covering possessed by the fruiting organs of some fungi. The same as *Velum universale*.
- Volvulus** (*vol'-vu-lus*) [*volvare*, to roll]. An old name was *Ileac Passion*. A twisting of the bowel upon itself or upon its mesenteric axis, so as to occlude the lumen. It occurs most frequently in the sigmoid flexure.
- Vomer** (*vo'-mer*) [L., a plowshare]. The thin plate of bone situated vertically between the nasal fossae, and forming the posterior portion of the septum of the nose. **V., Cartilaginous**, a cartilaginous plate that forms the anterior portion of the septum of the nose.
- Vomerine** (*vo'-mer-in*) [*vomer*, vomer]. Pertaining to the vomer.
- Vomic** (*vom'-ik*) [*vomicus*]. Ulcerous; purulent.
- Vomica** (*vom'-ik-ah*) [*vomere*, to vomit: *pl.*, *Vomicae*]. A pulmonary cavity; a collection of pus in the lungs or adjacent organs that may discharge through the bronchi and mouth. **V. laryngis**. A synonym for *Perichondritis of the Larynx*.
- Vomit** (*vom'-it*) [*vomere*, to vomit]. 1. To expel from the stomach by vomiting. 2. Vomited matter; an emetic. **V., Bilious**, vomit stained with bile. **V., Black**, the characteristic vomit of yellow fever. The dark fluid ejected is a mixture of decomposed blood and the contents of the stomach. **V., Bloody**. See *Hematemesis*. **V., Coffee-ground**, vomit composed of broken-down blood-clots and tissue, together with the contents of the stomach. It is seen frequently in carcinoma of the stomach. **V.-nut**. See *Nux vomica*.
- Vomiting** (*vom'-it-ing*) [*vomere*, to vomit]. The forcible, convulsive ejection of the contents of the stomach, duodenum, or intestines through the mouth. **V. of Blood**. See *Hematemesis*. **V., Dry**, persistent nausea with attempts at vomiting, but with the ejection of nothing but gas. **V., Pernicious**, the variety of vomiting occasionally seen in pregnancy that becomes so excessive as to threaten the patient's life. **V., Stercoraceous**, the ejection of fecal matter in emesis, usually due to intestinal obstruction.
- Vomitive** (*vom'-it-iv*) [*vomere*, to vomit]. Emetic.
- Vomito** (*vom'-it-o*) [Sp.]. Vomit.
- Vomitonigro**. Black vomit. A name for yellow fever. **V., Priests'**. A name for *Yellow Fever, q. v.*
- Vomitory** (*vom'-it-or-e*) [*vomitarius*]. 1. Emetic, or vomitive. 2. Any agent or substance that induces emesis. Also, a vessel to receive the ejecta.
- Vomituration** (*vom'-it-u-rish'-un*) [*vomituratio*]. Ineffectual attempt at vomiting, with a strong feeling of desire to vomit. 2. Vomiting with but slight effort.
- Vomit** (*vom'-it-us*) [*vomere*, to vomit]. Vomited matters; the act of vomiting. **V. cruentus**, bloody vomit.
- Von Baer's Law**. The law that the embryos of higher animals pass through a succession of metamorphoses resembling the adult forms of lower types of animals. See *Larva*.
- Von Gieth's Oil-jacket**. A dressing especially of value in the pleurisy of infants or young children. Pure olive-oil is poured in sufficient quantity into a previously warmed bowl, and a strip of old, soft, cotton-cloth, large enough to encircle the chest, is placed in the bowl and completely saturated with the oil. This is then applied to the patient's chest, and outside of it a second strip of dry cloth is placed, and, if necessary, a third, which completes the dressing.
- Von Mering's Mixture**. See *Anesthetic*.
- Von Troeltsch, Corpuscles of**. Peculiar, spindle-shaped corpuscles; the connective-tissue corpuscles of Virchow.
- Voodoo** (*vu'-du*) [Creole Fr., *vaudou*, a negro sorcerer]. A system of charms and enchantments of African origin, practised in part as a healing art in the U. S. and W. Indies.
- Voracious** (*vor-a'-shus*) [*vorax*; *vorare*, to devour]. Having an insatiable appetite or desire for food. See, also, *Bulimia*.
- Voracity** (*vor-as'-it-e*) [*voracitas*, voracity]. Greediness or rapaciousness for food.
- Voronej, Elixir of**. A famous mixture used in Russia. It occurs in a stronger and a weaker form, as follows: 1. The *stronger*: sal. ammon. 3x, ol. naphthæ 3vj, ol. caryophyl. 3x, acid. nitric. 3vj, potas. nitrat. and Turkey pepper each 3jss, menth. virid 3viij, acetum Oj, spts. vin. gall. Oiv. 2. The *weaker*: camphor, ol. naphthæ, ess. terebinth., acid. nitric., each 3ij, Turkey pepper 2 pods, acetum 3vjss, spts. vin. gall. 3iv.
- Vortex** (*vor'-teks*) [L., a whirl]. A structure having the appearance of being produced by a rotary motion about an axis. **V. of the Heart**, a name applied to the spiral arrangement of the muscular fibers of the walls of the heart.
- Vorticose** (*vor'-tik-ös*) [*vortex*, vortex]. Whirling. In anatomy, specifying the veins of the external layer of the choroid coat of the eyeball, the *venæ vorticose*.
- V. Veins**. See *Venæ vorticose*.
- Vowel** (*vor'-el*) [Fr., *voyelle*, vowel]. Any one of the chief sounds of the voice, formed by the vibrations of the vocal organs unmodified by the resonance-organs.
- Vox** (*voks*). Voice.
- Voyeur** (*voi-yr'*) [Fr.]. A sexual pervert who indulges in witnessing coitus.
- Vries, Plasmolytic Method of**. A method of determining osmotic pressure by the use of living plant-cells.
- Vulcanite** (*vul'-kan-it*) [*Vulcan*, the god of fire]. Ebonite, or hard, vulcanized caoutchouc (india-rubber). **V. Base**, in dentistry, a vulcanized, India-rubber plate adapted to such portion of the alveolar arch as is deprived of natural teeth and is to be supplied with an artificial substitute. **V., Dental**, India-rubber combined with sulphur or sulphur compounds, and colored with vermilion. A combination of rubber 48 parts, sulphur 24 parts, and vermilion 36 parts. Compare *Rubber*.
- Vulcanizer** (*vul'-kan-i-zer*) [*Vulcan*, the god of fire]. In dentistry the apparatus in which the prepared rubber is hardened by the action of steam. It consists of a copper boiler, with a screw-top, having connected with it a thermometer for regulating the steam necessary to harden the rubber, and a safety-valve to prevent explosion.

**Vulcanol** (*vul'-kan-ol*) [*Vulcan*, the god of fire]. A thick, lubricating oil formed in great quantities in petroleum-refineries and in paraffin and solar-oil works.

**Vulgar** (*vul'-gar*) [*vulgaris*, common]. Common. Coarse. Unrefined. Popular.

**Vulnera** (*vul'-ner-ah*) [L.]. Plural of *Vulnus*. A wound.

**Vulnerary** (*vul'-ner-a-re*) [*vulnus*, a wound]. In therapeutics, any remedy or agent useful in healing wounds.

**Vulnus** (*vul'-nus*) [L.: *gen.*, *Vulneris*; *pl.*, *Vulnera*]. A wound. **V.** *sclopetarium*, a gun-shot wound. **V.** *simplex*, an incised wound.

**Vulpian's Law**. See *Law*.

**Vulpic Acid** (*vul'-pik*). See *Acid*.

**Vulsella** (*vul'-sell-ah*). See *Vulsellum*.

**Vulsellum** (*vul'-sell-um*) [L.: *pl.*, *Vulsella*]. A kind of forceps; volsella. See *Volsella*.

**Vultus** (*vul'-tus*) [L.]. The face, countenance, or looks.

**Vulva** (*vul'-vah*) [*volvare*, to roll up]. The female pudendum, though not, strictly speaking, including the mons veneris. **V.** *connivens*, a form of vulva in

which the labia majora are in close apposition. **V.**, **Garrulity of**, vaginal flatus. **V. hians**, the form of vulva in which the labia majora are gaping.

**Vulval, Vulvar** (*vul'-val*, *vul'-var*) [*vulva*, vulva]. Pertaining to the vulva.

**Vulvate, Vulviform** (*vul'-vāt*, *vul'-vi-form*) [*vulva*, vulva; *forma*, form]. Shaped like or resembling the vulva.

**Vulvismus** (*vul'-viz'-mus*). See *Vaginismus*.

**Vulvitis** (*vul'-vit-tis*) [*vulva*, vulva; *itis*, inflammation]. Inflammation of the vulva. **V.**, **Diphtheric**, vulvitis with diphtheric deposit. **V.**, **Follicular**, inflammation of the mucous follicles of the vulva.

**Vulvo-** (*vul'-vo-*) [*vulva*, vulva]. A prefix denoting relation to the vulva.

**Vulvo-vaginal** (*vul'-vo-vaj'-in-al*) [*vulva*, vulva; *vagina*, vagina]. Pertaining conjointly to the vulva and the vagina. **V. Glands**, the small glands situated one on each side of the vulva near the vagina. See *Glands*.

**Vulvo-vaginitis** (*vul'-vo-vaj'-in-i'-tis*) [*vulva*, vulva; *vagina*, vagina; *itis*, inflammation]. Inflammation of the vulva and the vagina.

## W

**W.** The symbol of *Tungsten* (Wolfram).

**W. L.** or  $\lambda$ . Wave-length.

**Wachendorf's Membrane**. The fetal membrane of the pupil of the eye. It atrophies about the seventh month. See *Membrane*, *Pupillary*.

**Wachsmuth's Mixture**. See *Anesthetic*.

**Waddle** (*wod'-l'*) [dim. of *wade*]. To sway or rock from side to side in walking.

**Wade's Balsam**. *Friars' Balsam*; *Jesuits' Drops*; a favorite vulnerary, essentially the same as the compound tincture of benzoin.

**Wafer** (*wa'-fer*) [ME., *wafre*, *wafer*]. A pharmaceutical preparation made by pouring a thick, smooth mixture of flour and water between greased, hot, polished plates or cylinders, so adjusted that a thin sheet or wafer is produced. When dry this is hard and brittle, but when moistened it becomes soft, tough, and slippery, and is well adapted for taking medicines in the form of powder.

**W.-ash**. See *Ptelea trifoliata*.

**Wagner's Spot**. The germinal spot or nucleolus of the ovum.

**Wagner, Tactile Corpuscles of**. Oval-shaped bodies at the termination of nerve-fibers, regarded by Wagner as directly concerned in the sense of touch. **W.** and **Meissner's Corpuscles**, tactile end-organs lying in the papillae of the skin.

**Wagnerian Corpuscles** (*wag-ner'-e-an*). See *Tactile Corpuscle*.

**Wahoo** (*wah-hoo'*). See *Euonymus*.

**Waist** (*wäst*) [ME., *wast*, waist]. The narrowest portion of the trunk above the hips.

**Waistcoat, Straight** (*wäst'-köt*, *strät*). See *Jacket*.

**Walcher's Posture**. The woman in the dorsal position, the hips at the edge of the table, the lower extremities hanging.

**Walcheren Fever** (*wal'-cher-en*) [from *Walcheren*, Netherland]. A severe type of malarial fever.

**Waldenburg's Apparatus**. An apparatus constructed on the principle of a gasometer, and used for compress-

ing or rarefying air, which is inhaled, or into which the patient exhales.

**Waldeyer's Glands**. Acino-tubular glands at the attached border of the tarsus. **W.'s Plasma-cells**. See *Plasma*. **W.**, **Sulcus of**, a spiral sulcus of the limbus of the ear.

**Wale** (*wäl*). See *Wheal*.

**Walk** (*waruk*) [ME., *walken*, to walk.] 1. Manner of walking. See *Gait*. 2. In Swedish physical training certain forms of progression are specified as walks. See *Stretch-walk*, *Yard-walk*.

**Wallerian Degeneration**. Degeneration of nerves after separation from their trophic centers. **W. Law**. See *Law*.

**Wall-eye** (*waw'-i*). A vulgarism used to express the appearance of leukoma of the cornea, or of eyes with a light-colored iris; also, a divergent strabismus. **W.-pepper**. See *Sedum acne*.

**Walnut** (*wol'-nut*). See *Juglans*.

**Walter's Ganglion**. See *Ganglia*, *Table of*.

**Walther's Angle**. See *Angle*. **W.'s Ducts**, ducts in the sublingual gland. **W.**, **Oblique Ligament of**, a band of capsular ligament of the ankle-joint, extending from the external malleolus to the eminence on the astragalus for the flexor longus pollicis.

**Wamble** (*wom'-bl'*) [ME., *wamlen*, mawkish]. A feeling of nausea; a heaving of the stomach. [Vulgar.]

**W.-cropped**. Nauseated; sick at the stomach. [Vulgar.]

**Wan** (*won*) [ME., *wan*, wan]. Pale; pallid; of sickly hue or expression.

**Wandered** (*won'-derd*) [ME., *wanderen*, to wander]. Out of the usual or normal place; out of the proper habitat; as a *wandered* scolex.

**Wandering** (*won'-der-ing*) [ME., *wanderen*, to wander]. 1. Delirium; incoherence of speech or thought. 2. Having no fixed place. **W. Abscess**, one that points at a considerable distance from its real seat. **W. Cell**, an ameboid connective-tissue cell; a leukocyte, so



- called from its power of leaving the blood-current and entering the tissues. See *Leukocyte*. **W. Erysipelas**, *Erysipelas migrans*, erysipelas with frequent change of localization. **W. Kidney**. See *Floating Kidney*. **W. Liver**. See *Liver*. **W. Pneumonia**, a migrant, or locally progressive pneumonia; one that changes its seat. See *Pneumonia*. **W. Rash**, *Geographic Tongue*, *Lichenoid*, *Circinate Eruption*, a peculiar and rare disease of the tongue occurring, as a rule, in children under two years of age. It consists in the appearance on the dorsum of the tongue of round, raised, whitish patches surrounded by a raised ring of epithelial tissue yellowish in color. These rings may intersect and cover the tongue with sinuous lines. It is a chronic disease of a harmless nature, very resistant to treatment. See *Geographic Tongue*. **W. Spleen**, a rare condition in which the attachments of the spleen become relaxed to such a degree that it descends by the force of gravity into the left iliac fossa, or may be found upon the opposite side of the body when the patient lies upon the right side. **W. Tumor**, usually a displaced or floating viscus.
- Wane** (*wān*) [ME., *waney*, to wane]. To decrease; to decline; to fade.
- Wang** [ME., *wange*, cheek]. 1. The jaw, jaw-bone, or cheek-bone. 2. A cheek-tooth or grinder. **W.-tooth**. A cheek-tooth; a grinder or molar.
- Wanklyn's Ammonia Process**. A process for the estimation of nitrogenous organic matter in water. This process operates on the water itself, and not on the residue obtained on evaporation, and it gives as characteristic data the "free ammonia" and "albuminoid ammonia" yielded by waters. The principle of the method is the measurement of the nitrogenous organic matter in waters by the quantity of ammonia yielded by the destruction of the organic matter. For the measurement of the quantities of ammonia, the very delicate test of Nessler is utilized.
- War Fever**. Synonym of *Typhus Fever*.
- Warble** (*war'-bl*) [also *wormil*, *wormul*, *warml*, *wornil*, *wornal*. Origin obscure, perhaps connected with ME., *war*, pus, humor, or with *worm*]. (a) A small, boil-like tumor on the back of horses, cattle, deer, etc., produced by the galling of a saddle or by the presence of the larva of the warble-fly. The inflammation produces a condition of the surface of the carcass beneath the warble known as "licked beef," or "butchers' jelly." **W.-fly**. See *Hypoderma bovis*, under *Parasites (Animal)*, *Table of*.
- Warburg's Tincture**, *Tinctura pyrexialis*. It consists of aloes soc. lb j, rad. rhei, sem. angelica, confec. Damocratis aa  $\frac{3}{4}$  iv; rad. helenii, croci sativi, sem. fœniculi, cretæ præp. aa  $\frac{3}{4}$  ij; rad. gentianæ, rad. zeodariæ, pip. cubebæ, myrrh. elect., camphoræ, bolet. laricis, aa  $\frac{3}{4}$  j. Digest with proof spt.  $\frac{3}{4}$  500, and add quinin disulph.  $\frac{3}{4}$  x. Filter. Dose  $\frac{3}{4}$  j in two doses three hours apart.
- Ward** [ME., *ward*, ward]. A division or room of a hospital. **W.-carriage**, an apparatus for hospital service mounted upon wheels, and containing a reservoir of water, and other materials, instruments, etc., used in surgical operations and dressings.
- Ward's Paste**, confection of black pepper. See *Paste*.
- Wardrop's Disease**. Malignant onychitis. See *Diseases*, *Table of*. **W.'s Operation**, ligature of the artery beyond an aneurysm.
- Warega-fly** (*war'-a'-gah'-fli*) [S. A. Ind., *warega*, fly]. See *Musca* sp. (?) under *Parasites (Animal)*, *Table of*.
- Warehousmen's Itch**. See *Grocers' Itch*.
- Waring's System**. A system of sewage-disposal by means of sub-surface irrigation. It should be called "*Moule's System*" because invented by the late Rev. Henry Moule, Vicar of Fordington.
- Warm** [ME., *warm*, warm]. Having a moderate degree of heat. **W. Bath**. See *Bath*. **W.-blooded**, a term applied to animals that maintain a uniform temperature, whatever the changes of temperature in the surrounding medium.
- Warming** [ME., *warmen*, to warm]. Making warm. **W. Plaster**. See *Cantharis*.
- Warner's Laudanum**. See *Laudanum*.
- Warras** (*war'-as*) [Ind.]. A variety of kamala, said to be obtained from *Flemingia grahamiana*, a leguminous tree of India; it is a teniafuge and useful in skin-diseases. Dose of powder  $\frac{3}{4}$  iss-v; of tincture f  $\frac{3}{4}$  j. Unof.
- Warren's Styptic**. See *Lotio adstringens*.
- Wart** [ME., *wert*, wart]. See *Verruca* and *Condyloma*. A small, circumscribed elevation on the skin, with an uneven papillary surface and a broad base. In farriery, a spongy excrescence in the pastern of the horse. In biology, a small glandular or gland-like excrescence on the surface of a plant. **W., Peruvian**. See *Verruca peruana*.
- Warty** [ME., *wert*, wart]. Resembling a wart; covered with warts. **W. Smallpox**, *Hornpox*, a name given to those cases of smallpox in which the eruption does not develop beyond the papular stage. **W. Tubercle**. See *Verruca necrogenica*. **W. Ulcer**. See *Marjolin's Ulcer*.
- Wash** [ME., *washen*, to wash]. To cleanse with a liquid. See *Lotion*. **W., Black**. See *Lotio hydrargyri nigra*. **W.-leather Skin**, that condition of the skin in which certain metals, especially silver, mark it with a black line. It occurs, as a rule, in patients suffering from diseases which directly or indirectly affect either the trophic or the sensory nerves. It sometimes precedes the occurrence of bed-sores. **W.-rag**. See *Luffa*. **W., Yellow**. See *Lotio hydrargyri flava*.
- Washerwoman's Hand**. See *Cholera-hand*. **W.'s Itch or Scall**, psoriasis of the hand, occurring in washerwomen.
- Washing** (*wash'-ing*) [ME., *washen*, to wash]. Ablution. The mechanical operation of separating soluble from insoluble matter.
- Waste** (*wast*) [ME., *wast*, waste]. Any ultimate product of katabolism; loss by reason of disease, inanition, or over-use. **W. and Garbage**. See *Sewage*. **W. Silk**, that which proceeds from perforated and double cocoons, and such as are soiled in steaming or in any other way. This waste silk is washed, boiled with soap, and dried. When carded and spun like cotton it yields the so-called *flurt-silk*.
- Wasting** (*wäst'-ing*) [ME., *wasten*, to waste]. Destroying; running; laying waste. See *Atrophy*. **W. Disease**, a popular term for *Pulmonary Tuberculosis* and for tuberculous disease of cattle. **W. Palsy**. See *Atrophy*, *Progressive Muscular*.
- Watchmakers' Cramp**. See *Cramp*.
- Water** (*war'-ter*) [ME., *water*, water], H<sub>2</sub>O. A transparent, inodorous, tasteless fluid, boiling at 212° F. (100° C.), and freezing at 32° F. (0° C.). The specific gravity of water at 39.2° F. (4° C.) is 1. See *Aqua*. **W.-analysis**, the analysis of water. **W.-bag**, the reticulum of the stomach of the camel and other *Camelidae*. A rubber bag in which water of varying degrees of temperature can be introduced for topical application. **W.-bed**. See *Bed*. **W.-blue**. See *Pigments*, *Conspectus of*. **W.-brain**, gid or staggers of sheep, caused by the brain-worm. **W. Brain-fever**. See *Meningitis*, *Tuberculous*. **W. on Brain**. See *Hydrocephalus*. **W.-brash**. See *Pyrosis*. **W.-braxy**, a disease of sheep in which there is hemorrhage into the peritoneal cavity. **W.-breather**, any branchiate which breathes water by means of gills. **W.-cancer**. Synonym of *Cancerum oris*. **W.-**

**canker.** Synonym of *Cancrum oris*. **W.-cell**, one of several diverticula of the paunch of the camel, serving to store up water. **W.-closet**, an apparatus for the reception of excrement, which is connected with a sewer by a pipe, and in which water must be used to carry away the excrement deposited in it. **W.-closets**, **Varieties of:** 1. Those in which there is no movable apparatus for retaining water in the basin—the hopper and wash-out closets. 2. Those in which there is a movable apparatus—the pan, valve, and plug closets. **W.-colors.** See *Pigments, Colors, and Dyestuffs*. **W. of Crystallization**, the water employed in giving molecular structure to the crystals of chemic salts, to which their physical qualities are due. **W.-cure.** See *Hydrophathy and Hydrotherapeutics*. **W., Distilled.** See *Aqua*. **W.-dressing**, the treatment of ulcers and wounds by the application of water. **W.-farcy**, lymphangitis of the leg of a horse. **W., Florida**, a perfume consisting of oleum bergamii  $\frac{5}{8}$  iv, comp. tinct. benzoini  $\frac{5}{8}$  ij, alcohol Oj. **W.-gas**, a gas, non-luminous in its pure form, derived in part from the decomposition of steam passed over ignited coals. It is used as an illuminating gas when enriched by the addition of a hydrocarbon, as petroleum or naphtha. It is also used in metallurgic operations, in chemic works, and in the laboratory. **W.-gurgle Test**, a gurgling sound heard when water is swallowed on auscultation over the seat of narrowing in cases of organic stricture of the esophagus. **W.-hammer Pulse.** See *Corrigan's Pulse*. **W., Hard**, natural waters containing soluble calcium salts, distinguished by their curdling action on soap. **W.-hemlock.** See *Covane*. **W., Ice**, water obtained by the melting of ice. **W.-immersion.** See *Objective*. **W., Javelle**, a solution of potassium hypochlorite, KClO. **W.-jugs.** Synonym of *Varicella*. **W.-melon**, the fruit of *Cucumis citrullus*. Its sweet and watery fruit, and especially the seeds, are diuretic. Unof. **W., Mineral.** See *Mineral Water*. **W.-pang**, pyrosis. **W.-passage**, the urethra. **W.-pepper.** See *Polygonum hydropiperoides*. **W.-plantain.** See *Alisma*. **W.-pock.** Synonym of *Varicella*. **W.-pore**, in biology, an aperture in the epidermis of the leaves of certain plants (e. g., *Caladium esculentum*) directly over the extremity of a vein. It is a modified stroma and serves to facilitate the transpiration of water. **W.-pox**, chicken-pox. **W.-proof Drawing-ink**, powdered, bleached shellac 4 parts, borax 1 part, water 24 parts; dissolve by the aid of heat. To this solution the coloring-principle, as India ink, lampblack, different tints and shades of anilin colors, is added, after being dissolved in or triturated with a small quantity of water. **W.-qualm**, pyrosis. **W., Rice.** See *Oryza*. **W., Soda.** See *Soda-water*. **W., Softening of**, the process of removing from water certain mineral-constituents that render it "hard" or unsuited for technical or domestic purposes. This may be accomplished either by heat or the use of chemicals. The *Clarke Process* of softening consists in bringing steam directly into contact with the water. **W.-vascular**, in biology, applied to the system of circulation of water through the tissues of many invertebrates; a respiratory process. **W.-wheel Sound.** See *Bruit de Moulin* and *Hydropneumopericardium*.

**Watered-silk Reflex.** See *Reflex*.

**Waters** (*waav'-terz*) [ME., *water*, water]. Plural of *Water*, q. v. **W., Bag of.** The amnion. See *Amnii, Liqueur*. **W., False**, a discharge of fluid before labor, due to a catarrhal endometritis.

**Watt** (*wot*) [after James Watt, the Scottish engineer]. In electro-mechanics, one voltampere. See *Volt* and *Electric Units*.

**Wattle** (*wot'-l*) [ME., *watel*, a hurdle]. 1. See *Mimosa-bark*. 2. In biology, a lobe or flap of the skin, usually paired and pendent, on the head and near the mouth of certain birds, fishes, and mammals. A dew-lap, a barbel.

**Wave** (*wāv*) [ME., *wave*, wave]. A cycle of rhythmic alternating movements. **W.-lengths and Frequencies of Light**, the ethereal wave-lengths, together with their frequencies, of the visible portion of the spectrum are given in the appended table. The average vibrational frequency of white light has been estimated at 554 millions of millions per second. **W., Pulse.** See *Pulse*.

TABLE OF THE WAVE-LENGTHS AND FREQUENCIES OF LIGHT.

(From Daniell.)

	FREQUENCIES— PER SEC.	LENGTHS IN CM.
Line A, . . . . .	395,000,000,000,000	.00007604
Center of red, . . . . .		.00007000
Line B, . . . . .	437,300,000,000,000	.00006867
Line C, . . . . .	457,700,000,000,000	.00006562
Center of orange-red, . . . . .		.00006208
Center of orange, . . . . .		.00005972
Line D <sup>1</sup> , . . . . .	508,995,810,000,000	.00005895
Line D <sup>2</sup> , . . . . .	510,604,000,000,000	.00005889
Center of orange-yellow, . . . . .		.00005879
Center of yellow, . . . . .		.00005808
Center of green, . . . . .		.00005271
Line E, . . . . .	570,000,000,000,000	.00005269
Line $\delta$ , . . . . .		.00005183
Center of blue-green, . . . . .		.00005082
Center of cyan-blue, . . . . .		.00004960
Line F, . . . . .	617,900,000,000,000	.00004861
Center of blue, . . . . .		.00004732
Center of violet-blue, . . . . .		.00004383
Line G, . . . . .	697,300,000,000,000	.00004307
Center of puce-violet, . . . . .		.00004059
Line H <sup>1</sup> , . . . . .	756,900,000,000,000	.00003968
Line H <sup>2</sup> , . . . . .	763,600,000,000,000	.00003933

**Wavy** (*wa'-ve*) [ME., *wave*, wave]. Of the nature of a wave. **W. Breathing.** See *Breath-sounds*.

**Wax** (*waks*) [ME., *wax*, wax]. 1. To grow; to increase in size. 2. See *Cera* and *Cerumen*. **W., Bees'**, a wax deposited by the honey-bee in the honeycomb. **W., Carnauba**, obtained from the leaves of the carnauba tree; it melts at 83° C.; contains free ceryl-alcohol and various acid esters. **W., Chinese**, ceryl cerotic ester. **W., Mineral.** See *Ozocerite*. **W.-myrtle.** See *Myrica*. **W.-work.** See *Celastrus*.

**Waxing** (*waks'-ing*) [ME., *waxen*, to increase]. Growing; increasing in size. **W.-kernels**, enlarged inguinal and submaxillary lymph-glands in children; popularly associated with the growth of the child. **W.-pains.** See *Growing Pains*. **W. and Waning Pulse.** See *Pulsus iniduus*.

**Waxy** (*waks'-ē*) [ME., *wax*, wax]. Of the nature of or like wax. **W. Degeneration.** See *Degeneration*. **W. Kidney.** See *Bright's Disease*.

**Weak** (*wēk*) [ME., *weik*, weak]. Not strong. **W. Ankle**, a condition in which there is an abnormal relaxation of the ligaments of the ankle-joint, with such weakness of the leg-muscles as may allow the foot to bend involuntarily, either inward or outward, in the act of standing or walking. It is common in feeble children. **W.-minded**, having a feeble intellect.

**Weaken** (*wē'-ken*) [ME., *weik*, weak]. To reduce the strength.

**Weakness** (*wēk'-nes*) [ME., *weik*, weak]. See *Asthenia*. **W., Inward**, a popular term for leukorrhea.

**Weal** (*wēl*). 1. Well-being. 2. See *Wheal*.



**Wean** (*wēn*) [ME., *wēnen*, to wean]. To cease to give suck to offspring at a period when the latter is capable of taking substantial food from external sources.

**Weaning** (*wēn'-ing*). See *Ab lactation*.

**Weasel-faced** (*wē'-zł-fast*) [ME., *wesel*, weasel; *face*]. Having a thin, sharp face.

**Weather-plant** (*weth'-er plant*). Jequirity, *q. v.*

**Web** [ME., *web*, web]. A woven fabric; a membrane-like structure. The thin, soft tissue between any two adjacent fingers or toes, lying distad of the knuckles. **W. of the Brain**, the bindweb, or neuroglia. **W.**, **Choroid**, the velum interpositum. **W.-eye**. See *Pterygium*. **W.-eyed**, affected with pterygium. **W.-fingered**, having the fingers united by web-like tissue. **W.-foot**, a foot whose toes are webbed. **W.-footed**, having web-feet. **W.-footedness**, webfoot. **W.-toed**, web-footed.

**Webbed** (*wēbd*) [ME., *web*, web]. Having, or of the nature of a web. **W. Fingers** (or **Toes**), union of two adjacent digits by a thin band of connecting tissue.

**Weber** (*wēb'-er*). 1. Same as *Coulomb*. 2. Same as *Amphère*. See *Electric Units*.

**Weber's Chronometer**. A kind of metronome consisting of a weight and a graduated and adjustable cord. **W.'s Corpuscle**. See *Corpuscle*. **W.'s Experiment**, for testing hearing. A vibrating tuning-fork set on the median line of the skull will be heard best by the ear the external meatus of which is occluded by the finger. In unilateral ear-disease the tuning-fork is best heard by the ear in which pathologic changes have occurred in the external meatus or the middle ear. **W.'s Glands**. See *Gland*. **W.'s Law**, a *law of sense-perceptions*. When the excitation is increased in geometric proportion, the sensation is increased in arithmetic proportion, or, in other words, the reaction varies as the logarithm of the excitation. See *Law*. **W.'s Paradox**, the fact that a muscle, when so stretched that it cannot contract, may elongate.

**W.'s Symptom**, paralysis of the oculo-motor of one side and hemiplegia of the opposite side. **W.'s Test**. See *W.'s Experiment*.

**Weber and Hasner, Theory of**. See *Aspiration-theory*.

**Webster's Condenser**. In microscopy, an apparatus consisting of two lenses, used for intensifying the light thrown on the object. **W.'s (Lady) Pill**, a pill of aloes and kina.

**Wedge** (*wēj*) [ME., *wegge*, wedge]. A prismoidal mass used by dentists to separate the teeth. **W.-bone**, an ossicle sometimes found at a vertebral joint.

**Wedl's Solution**. A solution of a coloring-matter obtained from the lichen *Rocella tinctoria*. The free ammonia is driven off by gentle heat from the French extract of orseillin, and this powder is added to the following mixture until a deep-red fluid is obtained: absolute alcohol 20 c.c., hydric acetate 5 c.c., distilled water 40 c.c.

**Weed** (*wēd*) [origin obscure]. 1. Milk-fever. See *Garget* and *Ephemeræ*. 2. Lymphangitis in the legs of a horse.

**Weep** (*wēp*) [ME., *wēpen*, to weep]. To shed tears.

**Weeping** (*wēp'-ing*) [ME., *wēpen*, to weep]. 1. Lacerymation. 2. Exudation, or leakage of a fluid. **Exuding**; applied to raw or ex-coriated surfaces bathed with a moist discharge.

**W. Leg**. See *Leg*. **W. Sinews**, a colloquial term applied to torn or broken tendons, because of the appearance of the structures after certain injuries.

**Weibel, Spirilli of**. See *Bacteria, Synonymatic Table of*.

**Weid** (*wēd*). Same as *Weed*.

**Weight** (*wāt*) [ME., *weight*, weight]. The measure of the force of gravitation. A table or system for the measurement of weight. **W.**, **Atomic**. See *Atomic Weight*. **W.**, **Molecular**. See *Molecular Weight*. **Ws. and Measures**: The U. S. **Standard Unit of Weight** is the **Troy Pound**; it was copied in 1827, from the imperial troy pound of England, for the use of the U. S. Mint, and there deposited. It is standard in air, at 62° Fah., the barometer at 30 inches.

Grains.	TROY WEIGHT.
24 = 1 dwt.	
480 = 20 dwts. = 1 oz.	
5760 = 240 dwts. = 12 oz. = 1 lb. = 22.816 cu. in of distilled water at 62° Fahr.	

Drams.	Ounces.	AVOIRDUFOIS WEIGHT.
16 = 1	1 = 437.5 grains Troy.	
256 = 16	1 lb. = 1.2153 lb. Troy.	
6,400 = 400	25 lbs. = 1 quarter.	
25,600 = 1,600	100 " = 4 quarters = 1 cwt.	
512,000 = 32,000	2000 " = 80 " = 20 " = 1 ton.	

Grains.	APOTHECARIES' WEIGHT.
20 = 1 scruple.	
60 = 3 scruples = 1 dram.	
480 = 24 " = 8 drams = 1 oz.	
5760 = 288 " = 96 " = 12 ounces = 1 lb.	

APOTHECARIES' MEASURE.
60 minims = 1 fluidram.
8 fluidrams = 1 fluidounce.
16 fluidounces = 1 pint.
2 pints = 1 quart.
4 quarts = 1 gallon.

45 drops of water, or a common teaspoonful, make about 1 fluidram; 2 tablespoonfuls about 1 fluidounce; a wineglassful is about 1½ fluidounces; and a teacupful about 4 fluidounces.

#### LIQUID, OR WINE MEASURE.

Gills.	
1 = 7.2187 cu. in.	
4 = 1 pint = 28.875 cu. in.	
8 = 2 pints = 1 quart = 55.75 cu. in.	
32 = 8 " = 4 quarts = 1 gallon.	
2016 = 504 " = 252 " = 63 gallons = 1 hogshead.	
4032 = 1008 " = 504 " = 126 " = 2 hogsheads = 1 pipe.	
8064 = 2016 " = 1008 " = 252 " = 4 " = 2 pipes = 1 tun.	

The **Standard Unit of Liquid Measure** adopted by the U. S. Government is the **Winchester Wine Gallon**, which contains 231 cubic inches, and holds 8.339 lbs avoird. of distilled water, at its maximum density, weighed in air, the barometer being at 30 inches. The **Imperial Gallon** adopted by Great Britain contains 277.274 cubic inches, and equals 1.20032 U. S. gallons. The **Standard Unit of the U. S. and British Linear Measure** is the yard. It was intended to be exactly the same for both countries, but in reality the U. S. yard exceeds the British standard by .00087 inch. The *actual standard of length* of the U. S. is a brass scale 82 inches long prepared for the Coast Survey and deposited in the Office of Weights and Measures at the U. S. Treasury Dept., Washington. The yard is between the 27th and the 63d inch of this scale. The temperature at which this scale is designed to be standard, and at which it is used in the U. S. Coast Survey, is 62° Fahrenheit.

Inches.	LONG MEASURE.
12 = 1 foot.	
36 = 3 feet = 1 yard.	
* 72 = 6 " = 2 yards = 1 fathom.	
198 = 16.5 " = 5.5 " = 2.75 fathoms = 1 perch.	
7,920 = 660 " = 220 " = 110 " = 40 perches = 1 furlong.	
63,360 = 5280 " = 1760 " = 880 " = 320 " = 8 furlongs = 1 mile.	

## SQUARE MEASURE.

Sq. Inches.	Sq. Feet.		Sq. yard.	
144 =	1			
1296 =	9	=	1	
39,204 =	272.25	=	30.25	sq. yards = 1 perch.
1,568,160 =	10,890	=	1210	" " = 40 perches = 1 rood.
6,272,640 =	43,560	=	4840	" " = 160 " = 4 roods = 1 acre.
An acre is 69,570 <sup>1</sup> / <sub>2</sub> square yards; or, 208,710 <sup>3</sup> / <sub>2</sub> square feet.				
A township is 6 miles square = 36 sections.				
A section " 1 mile " = 640 acres.				
<sup>1</sup> / <sub>4</sub> " " <sup>1</sup> / <sub>2</sub> " " = 160 "				
<sup>1</sup> / <sub>16</sub> " " <sup>1</sup> / <sub>4</sub> " " = 40 "				

The **Standard U. S. Bushel** is the **Winchester Bushel**, which is, in the cylinder form, 18½ in. in diameter and 8 in. deep, and contains 2150.42 cub. inches.

The English Imperial bushel =	{ 2218.192 cubic inches. 1.03152 U. S. bushel.
The English quarter =	{ 8 Imperial bushels. 8¼ (nearly) U. S. bushels. 10.2694 cubic feet.

## SOLID MEASURE.

Cu. in.		
1,728 =	1	cubic foot.
46,656 =	27	cubic feet = 1 cubic yard.

## DRY MEASURE.

Pints.		
1 =	33.6	cubic inches.
2 =	1 quart =	67.2 cubic inches.
8 =	4 quarts =	1 gallon = 268.8 cubic inches.
16 =	8 " =	2 gallons = 1 peck = 537.6 cubic in.
64 =	32 " =	8 " = 4 pecks = 1 bushel.

## METRIC, OR FRENCH WEIGHTS.

	Gram.	Troy Gr.		
Milligram =	.001	=	.01543	
Centigram =	.01	=	.15433	Avoir.
Decigram =	.1	=	1.5433	Oz.
Gram =	1	=	15.43316	Avoir. Lb.
Decagram =	10	=	.03528	= .0022047
Hectogram =	100	=	.3528	= .022047
Kilogram =	1000	=	3.52758	= .2204727
Myriogram =	10,000	=	35.2758	= 2.204737
Quintal =	100,000	=		= 22.04737
Tonneau =	1,000,000	=		= 220.4737

## METRIC, OR FRENCH DRY AND LIQUID MEASURE.

	Lit.	U. S. Cu. In.		U. S.
Milliliter =	.001	= .061	{ Liquid .00845	gill.
Centiliter =	.01	= .61	{ Dry .0018	pint.
Deciliter =	.1	= 6.1	{ Liquid .0845	gill.
			{ Dry .018	pint.
Liter =	1	= 61.02	{ Liquid .845	gill = 0.2113 pint.
			{ Dry .18	pint.
Decaliter =	10	= 610.16	{ Liquid 2.113	pints = 1.057 quarts.
			{ Dry 1.8	pints = .908 quart.
Hectoliter =	100	= 610.16	{ Liquid 2.641	gallons.
		U. S. Cu. Ft.	{ Dry 9.08	quarts = 1.135 pints.
		= 3.531	{ Liquid 26.414	gallons.
Kiloliter =	1000	= 35.31	{ Dry 2.837	bushels.
			{ Liquid 264.141	gallons.
Myrialiter =	10,000	= 353.1	{ Dry 28.374	bushels.
			{ Liquid 2641.4	gallons.
			{ Dry 283.7	bushels.

## METRIC, OR FRENCH LINEAL MEASURE.

	Meter.	U. S. In.	Ft.	
Millimeter* =	.001	= .03937	= .00328	
Centimeter† =	.01	= .3937	= .03280	Yd.
Decimeter =	.1	= 3.937	= .32807	= .10936
Meter =	1	= 39.3685	= 3.2807	= 1.0936
Decameter =	10	=	32.807	= 10.936
Hectometer =	100	=	328.07	= 109.36
Kilometer =	1000	=	3,280.7	= 1093.6
Myriameter =	10,000	=	32,807	= 10,936
* Nearly the <sup>1</sup> / <sub>25</sub> of an inch. † Full <sup>1</sup> / <sub>3</sub> of an inch.				
				Mile.
				= .621347
				= .6213466
				= 6.213466

## METRIC, OR FRENCH SQUARE MEASURE.

	Sq. Meter.	U. S. Sq. In.	Sq. Ft.	Sq. Yd.	
Sq. Centimeter =	.01	= .155	=		
Sq. Decimeter =	.1	= 15.5	= .10763	= .01196	Acre.
Centiare =	1	= 1549.88	= 10.763	= 1.196	= .00025
Are =	10	= 154,988	= 1076.3	= 119.6	= .0247
Hectare =	100	=	107,630	= 11,959	= 2.47
Sq. Kilometer =		.38607 Sq. Mile			= 247
Sq. Myriameter =		38.607 " "			= 24,708

## COMPARISON OF U. S. FOREIGN WEIGHTS AND MEASURES.

	WEIGHTS.		LIQUID MEASURES.		DRY MEASURES.	
	Name.	U. S. lbs. Av.	Name.	U. S. gal.	Name.	U. S. bush.
Austria, . . . . .	Pfund	= 1.235	Euner	= 14.95	Nutze	= 1.745
Bremen, . . . . .	"	= 1.099	Stubchen	= .851	Scheffel	= 2.103
Buenos Ayres, . . . . .	Libra	= 1.0127	Frasco	= .627	Fanega	= 3.894
China, . . . . .	Catty	= 1.3333			Sei	= 3.472
Cuba, . . . . .	Libra	= 1.0119	Arroba	= 4.1	Fanega	= 3.124
Denmark, . . . . .	Pund	= 1.1025	Pott	= .255	Fonda	= 3.948
England, . . . . .	Pound	= 1	Imp. gallon	= 1.2003	Imp. bu.	= 1.0315
France, . . . . .	Kilo	= 2.0246	Liter	= .2642	Hectoliter	= 2.838
Hamburg, . . . . .	Pfund	= 1.0683	Ohm	= 38.278	Fass	= 1.56
Japan, . . . . .	Monme	= 3.858	Masa	= .459		
Mexico, . . . . .	Libra	= 1.0119	Frasco	= .4	Fanega	= 1.547
Norway and Sweden, . . . . .	Skalpund	= .937	Kamea	= .662		
Papal States, . . . . .	Libbra	= .7475	Barile (w'e)	= 15.412	Rubblio	= .836
Portugal, . . . . .	Libra	= 1.0119	Almude	= 4.422	Alqueire	= .393
Russia, . . . . .	Funt	= 0.907	Vedro	= 3.249	Chetviert	= 5.956
Turkey, . . . . .	Oke	= 2.834			Kilo	= 1.001





ONE BEER QUART

146.9mm

in height.

ONE IMPERIAL QUART

144.6 " "

" "

ONE DRY QUART

140.2 " "

" "

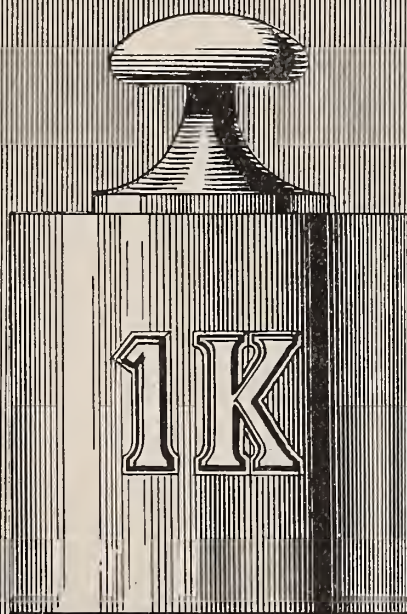
ONE LITER

127.3 " "

" "

ONE U.S. QUART LIQUID OR WINE MEASURE (20.4)

" "



100 MM

Circular base 100 millimeters in diameter.



TABLE FOR CONVERTING METRIC WEIGHTS INTO TROY WEIGHTS.

GRAMS.	EXACT EQUIVALENTS IN GRAMS.	APPROXIMATE EQUIVALENTS IN TROY WEIGHTS.				GRAMS.	EXACT EQUIVALENTS IN GRAMS.	APPROXIMATE EQUIVALENTS IN TROY WEIGHTS.				GRAMS.	EXACT EQUIVALENTS IN GRAMS.	APPROXIMATE EQUIVALENTS IN TROY WEIGHTS.			
		Ounces.	Drams.	Scruples.	Grains.			Ounces.	Drams.	Scruples.	Grains.			Ounces.	Drams.	Scruples.	Grains.
0.01	0.1543	..	..	..	$\frac{1}{64}$	3.0	46.297	..	..	2	$6\frac{1}{4}$	23.0	354.944	..	5	2	5
0.02	0.3086	..	..	..	$\frac{1}{32}$	4.0	61.729	..	1	..	$1\frac{1}{2}$	24.0	370.376	..	6	..	$10\frac{1}{2}$
0.03	0.4630	..	..	..	$\frac{1}{16}$	5.0	77.162	..	1	..	$17\frac{1}{2}$	25.0	385.809	..	6	1	$5\frac{1}{2}$
0.04	0.6173	..	..	..	$\frac{1}{8}$	6.0	92.594	..	1	1	$12\frac{1}{2}$	26.0	401.241	..	6	2	$1\frac{1}{2}$
0.05	0.7717	..	..	..	$\frac{5}{16}$	7.0	108.026	..	1	2	8	27.0	416.673	..	6	2	$16\frac{1}{2}$
0.06	0.9260	..	..	..	$\frac{3}{8}$	8.0	123.459	..	2	..	$3\frac{1}{2}$	28.0	432.106	..	7	..	$12\frac{1}{2}$
0.07	1.0803	..	..	..	1	9.0	138.891	..	2	..	$18\frac{1}{2}$	29.0	447.538	..	7	1	$7\frac{1}{2}$
0.08	1.2347	..	..	..	$1\frac{1}{8}$	10.0	154.323	..	2	1	$14\frac{1}{2}$	30.0	462.970	..	7	2	3
0.09	1.3890	..	..	..	$1\frac{1}{4}$	11.0	169.756	..	2	2	$9\frac{1}{2}$	31.0	478.403	..	7	2	$18\frac{1}{2}$
0.1	1.543	..	..	..	$1\frac{1}{2}$	12.0	185.188	..	3	..	$5\frac{1}{2}$	32.0	493.835	1	..	..	$13\frac{1}{2}$
0.2	3.086	..	..	..	3	13.0	200.621	..	3	1	$\frac{3}{2}$	40.0	617.294	1	2	..	$17\frac{1}{2}$
0.3	4.630	..	..	..	$4\frac{1}{2}$	14.0	216.053	..	3	1	16	45.0	694.456	1	3	1	$10\frac{1}{2}$
0.4	6.173	..	..	..	$6\frac{1}{2}$	15.0	231.485	..	3	2	$11\frac{1}{2}$	50.0	771.617	1	4	2	$11\frac{1}{2}$
0.5	7.716	..	..	..	$7\frac{1}{2}$	16.0	246.918	..	4	..	$6\frac{1}{2}$	60.0	925.941	1	7	1	6
0.6	9.259	..	..	..	$9\frac{1}{2}$	17.0	262.350	..	4	1	$2\frac{1}{2}$	70.0	1080.264	2	2	..	$\frac{1}{2}$
0.7	10.803	..	..	..	$10\frac{1}{2}$	18.0	277.782	..	4	1	$17\frac{1}{2}$	80.0	1234.588	2	4	1	$14\frac{1}{2}$
0.8	12.346	..	..	..	$12\frac{1}{2}$	19.0	293.215	..	4	2	$13\frac{1}{2}$	90.0	1388.911	2	7	..	9
0.9	13.889	..	..	..	14	20.0	308.647	..	5	..	$8\frac{1}{2}$	100.0	1543.235	3	1	2	$3\frac{1}{2}$
1.0	15.432	..	..	..	$15\frac{1}{2}$	21.0	324.079	..	5	1	$4\frac{1}{2}$						
2.0	30.865	..	..	1	$10\frac{1}{2}$	22.0	339.512	..	5	1	$19\frac{1}{2}$						

TABLE FOR CONVERTING TROY WEIGHTS INTO METRIC WEIGHTS.

GRAMS.	GRAMS.	GRAMS.	GRAMS.	GRAMS.	GRAMS.	GRAMS.	GRAMS.	GRAMS.	GRAMS.	GRAMS.	GRAMS.	GRAMS.	GRAMS.	GRAMS.	GRAMS.
1	0.0648	16	1.037	31	2.009	46	2.980	61	3.952	76	4.924	91	5.896	300	19.440
2	0.1296	17	1.102	32	2.073	47	3.045	62	4.017	77	4.989	92	5.961	360	23.328
3	0.1944	18	1.166	33	2.138	48	3.110	63	4.082	78	5.054	93	6.026	400	25.920
4	0.2592	19	1.231	34	2.203	49	3.175	64	4.147	79	5.118	94	6.090	480	31.103
5	0.3240	20	1.296	35	2.268	50	3.234	65	4.211	80	5.183	95	6.155	500	32.396
6	0.3888	21	1.361	36	2.332	51	3.304	66	4.276	81	5.248	96	6.220	600	38.875
7	0.4536	22	1.426	37	2.397	52	3.369	67	4.341	82	5.313	97	6.285	700	45.354
8	0.5184	23	1.490	38	2.462	53	3.434	68	4.406	83	5.378	98	6.350	800	51.833
9	0.5832	24	1.555	39	2.527	54	3.499	69	4.471	84	5.442	99	6.414	900	58.313
10	0.6480	25	1.620	40	2.592	55	3.564	70	4.535	85	5.507	100	6.479	960	62.207
11	0.7130	26	1.685	41	2.656	56	3.628	71	4.600	86	5.572	120	7.776	1000	64.792
12	0.7776	27	1.749	42	2.721	57	3.693	72	4.665	87	5.637	150	9.719		
13	0.8424	28	1.814	43	2.786	58	3.758	73	4.730	88	5.702	180	11.664		
14	0.9072	29	1.869	44	2.851	59	3.823	74	4.795	89	5.766	200	12.958		
15	0.972	30	1.944	45	2.916	60	3.888	75	4.859	90	5.831	240	15.552		

**Weil's Disease.** An infectious febrile disease, somewhat resembling typhoid fever, accompanied by muscular pain and grave disturbance of the digestive organs. See *Diseases, Table of*.

**Weisner's Tests.** Tests for lignin. The specimen is first acted on by hydrochloric acid, and then moistened with a solution of phloroglucin in water and alcohol. If the cell-walls are lignified, they will at once assume a red color. Höhnel suggests the employment of a strong decoction of cherry-wood instead of phloroglucin. Used in the same way, it imparts a violet color to lignified cells (Goodale).

**Weiss' Reflex.** A peculiar curved reflex seen with the ophthalmoscope parallel with and to the nasal side of the papilla or disc of the fundus of the eye. It is thought to be a sign of myopia.

**Weissmann's Ahenplasma.** See *Heredity, Weissmann's Theory of*. **W's Theory.** See *Blastogenesis, Germ-plasm, and Heredity*.

**Weissmannism.** See *Heredity, Weissmann's Theory of*.

**Weitbrecht, Cartilage of.** See *Cartilage*. **W., Cord of.** See *Cord*. **W's Ligament.** See *Ligament*. **W., Retinacula of.** See *Retinacula*.

**Welcker's Angles.** See *Angle*.

**Welk.** See *Whelk*.

**Well** [ME., *wel*, well]. In good health, not diseased. An artificially made spring of water. A cavity or pit.

**Wells' Facies.** The facies of ovarian disease.

**Welt.** See *Wheat*.

**Wen.** See *Sebaceous Cyst*.

**Wenz's Method.** A method of removing all the proteids from a liquid. Saturate the solutions with ammonium sulphate, and all the proteids but peptones will be precipitated, and may be filtered off.

**Werlhoff's Disease.** Purpura hæmorrhagica. See *Diseases, Table of*.

**Wernickinck, Commissure of.** The decussation of the prepeduncles of the cerebellum.

**Wernicke's Fissure.** See *Fissure*. **W's Sign, Hemipic pupillary inaction.** If a bright light is thrown into the eye and the pupil reacts, the integrity of the reflex arc is demonstrated. It is possible in cases of lateral hemianopsia to throw the light into the eye so that it falls upon the blind half of the retina. If when this is done the pupil contracts, the indica-



tion is that the reflex arc referred to is perfect, by which is meant that the optic nerve-fibers from the retinal expansion to the center, the center itself, and the third nerve are uninvolved. In such a case the conclusion would be justified that the cause of the hemianopsia was central; that is, situated behind the geniculate bodies, either in the fibers of the optic radiation or in the visual cortical centers. If, on the other hand, when the light is carefully thrown on the hemiopic half of the retina, the pupil remains inactive, the conclusion is justifiable that there is interruption in the path between the retina and the geniculate bodies, and that the hemianopsia is not central, but dependent upon a lesion situated in the tract.

**Wertheim's Ointment.** An ointment used in treating chloasmata. It consists of the ammoniated chlorid of mercury and bismuth, each two drams, and glycerin ointment one ounce. This is to be smeared over the blotches.

**Werwolf, Werewolf** (*wēr'-wulf*) [ME., *werwolf*]. A lycanthrope. See *Lycanthropy* and *Zoanthropy*.

**West Indian Colic.** See *Colic*.

**Westphal's Nucleus.** See *Nucleus*. **W., Paradoxic Contraction of,** this consists in the contraction of a muscle, caused by the passive approximation of its extremities. It is best known in the tibialis anticus, in which it can be produced in proper cases by rapid dorsal flexion of the foot; the foot remains firmly fixed in this position for some time. It has been observed in cases of combined sclerosis of the posterior and lateral columns and in paralysis agitans (Westphal). It is found only in disease. **W.'s Phenomenon, or Symptom,** loss of the knee-jerk, as in tabes dorsalis. See *Signs and Symptoms, Table of*. **W.-Erb's Symptom.** Same as *Westphal's Phenomenon*.

**Wet** [ME., *wet*, *wet*]. Moist; not dry. **W. Brain,** an excessively serous condition of the brain, seen *post-mortem* in cases of alcoholism, etc. **W.-cupping,** cupping combined with scarification, whereby some blood is drawn. **W.-nurse.** See *Nurse*. **W. Pack,** wrapping a patient with a wet sheet covered with dry blankets. **W.-scald,** eczema in sheep, occurring in wet and cold weather. **W. Tetter.** See *Eczema*.

**Weyl's Test** (*for kreatinin*). See *Tests, Table of*.

**Whale-oil** [AS., *hwel*, whale]. *Train-oil.* An oil extracted from the blubber of the common or Greenland whale. It is yellowish or brownish in color and of disagreeable odor. Its specific gravity is .920 to .931. It is used for illumination and for soap-making.

**Wharl** (*hwarl*) [a variety of whirl]. The uvular or rattling utterance of the *R* sound.

**Wharton's Canal.** See *Duct*. **W., Duct of.** See *Duct*. **W.'s Jelly,** the gelatin-like connective tissue of the umbilical cord.

**Wheal** (*hwel*) [ME., *wheel*, a pimple]. A raised stripe or ridge on the skin, usually of short duration and accompanied with violent itching. It may be produced by a stroke or from the bite or sting of an insect, or it occurs as a symptom in urticaria. See *Pomphus*. **W.-worm,** the *Acarus scabiei*, or itch-insect.

**Wheat** (*hwēt*). See *Triticum*.

**Wheatena** (*hwēt-e'-nah*) [ME., *w hete*, wheat]. An artificial food said to contain all the elements of the wheat-berry except the husk. The starch-granules have already been ruptured by heat, and only a few moments' cooking is necessary.

**Wheel** (*hwel*) [ME., *wheel*, wheel]. A circular frame or solid disc turning on an axis. In biology, the trochlear disc of *Rotifera*. **W.-crutch,** a contrivance used in orthopedic surgery whereby children unable to walk from hip-disease, paralysis, etc., may move themselves from place to place. **W., Knight's,** a small wheel

rotating in the horizontal plane, with a number of seeds attached to its circumference, devised by Andrew Knight to ascertain the effect of geotropism. **W. of Life.** See *Zoetrope*.

**Wheelhouse's Operation.** Incision into the urethra through the perineum for the treatment of stricture. See under *Urethrotomy*.

**Wheeze** (*hwēz*) [ME., *hwesen*, to wheeze]. To breathe hard; to puff and blow; to breathe with difficulty and audibly.

**Wheezing** (*hwēz'-ing*) [ME., *hwesen*, to wheeze]. The half-stertorous, sibilant sound occasionally observed in the breathing of persons affected with croup, asthma, or coryza.

**Whelk** (*hwelk*) [ME., *welk*]. A protuberance upon the face, due to alcoholism; acne rosacea; a pimple.

**Whetstone Crystals** (*hwet'-ston*). Peculiar crystals of xanthin found in urine.

**Whey** (*hwa*) [ME., *whey*, whey]. The liquid part of milk separating from the curd in coagulation. **W., Alum,** whey separated by stirring milk with a lump of alum; a popular remedy for sore eyes. **W.-cure,** a cure for chronic catarrh of the respiratory organs. This consists in drinking warm whey, either alone or mixed with a mineral water, in definite quantities at set times. About 20 ounces are taken daily. This is regarded by many as in all respects similar to the use of skimmed milk. Sometimes the method is combined with baths of whey. See *Serotherapy* and *Aponipsis*. **W., Wine,** a whey prepared by adding Rhine wine, 1 part, to hot milk, 4 parts, and straining.

**Whiff** (*hwif*) [origin obscure]. A puff of air. **W., Oral,** a peculiar sound heard during expiration from the open mouth, principally in cases of thoracic aneurysm.

**Whipping** (*hwip'-ing*). See *Flagellation* and *Percussion*.

**Whip-worm** (*hwip'-worm*). See *Thread-worm*.

**Whirl** (*hwurl*) [ME., *whirlen*, to whirl]. To revolve rapidly. **W.-bone:** 1. The head of the femur. 2. The patella.

**Whirling** (*hwurl'-ing*) [ME., *whirlen*, to whirl]. Revolving rapidly. **W.-chair.** See *Chair*.

**Whiskers** (*hwis'-kers*) [origin obscure]. 1. The beard, especially that of the cheeks. 2. The vibrissæ of the cat.

**Whiskey, Whisky** (*hwis'-ke*) [Sc., *whuskey*]. See *Spiritus frumenti*. **W.-nose.** See *Acne rosacea*.

**Whisper** (*hwis'-per*) [ME., *whisperen*, to whisper]. An utterance of words by the breath, without vocalization; in auscultation, the sound of a whispering voice, as a cavernous *whisper*.

**Whispered** (*hwis'-perd*) [ME., *whisperen*, to whisper]. Uttered beneath the breath. **W. Bronchophony.** See *Bronchophony*.

**Whispering Pectoriloquy.** See *Pectoriloquy*.

**Whistle** (*hwis'-l*) [ME., *whistle*, a whistle]. A sound produced by forcing the breath through the contracted lips. **W., Galton's.** See *Galton's Whistle*.

**Whistling** (*hwis'-ling*) [ME., *whistle*, whistle]. Broken wind in the horse.

**White** (*hwīt*) [ME., *whīt*, white]. The opposite of black. In chromatcs, the color-effect produced by a mixture of the primary colors. **W. Blisters,** a gangrenous eruption, following varicella and other pustular eruptions in children; varicella gangrenosus, rupia escharotica, pemphigus gangrenosus, dermatitis gangrenosa infantum. **W.-browed,** having a white superciliary streak. **W.-celled Blood.** Synonym of *Leukemia*. **W. Clay.** See *Kaolin*. **W. Clot,** a clot occurring in the heart or vessels, devoid of red coloring-matter. It is usually formed before death. **W. Cohosh.**

See *Actea*. **W. Commissure**, the ventral commissure of the spinal cord. **W.-crowned**, having the crown or top of the head white. **W. Diarrhea**, diarrhea in which there is a large amount of thin mucus in the stools. **W., Dutch**, a mixture of white lead and barium sulphate, 1:3. **W. Dysentery**, dysentery without admixture of blood in the stools. **W. Flake**, lead subcarbonate. **W. Flux (of India)**, "Hill diarrhea;" tropical diarrhea associated with the presence of the *ankylostoma*. See *Diarrhea*. **W. Galls**, the nutgalls procured after the escape of the insect; they are inferior to the blue or black galls. **W. Gangrene**. See *Gangrene*. **W. Gum**, *Milia strophulus albidus* of Willan. **W., Hamburg**, a mixture of white lead and barium sulphate, 1:2. **W. Infarct**. See *Infarct*. **W. Lead**, lead carbonate. See *Pigments, Conspectus of*. **W. Lead Substitute**. See *Pigments, Conspectus of*. **W. Leg**. See *Phlegmasia alba dolens* and *Leg*. **W. Leprosy**. See *Vitiligo*. **W. Lettuce**. See *Nabalus*. **W. Line (of the pelvic fascia)**, a thickened, whitish band in the pelvic fascia, extending from the lower part of the symphysis pubis to the spine of the ischium. This line marks the point of division of the fascia into two layers, the obturator and the recto-vesical. **W.-lipped**, having white lips. **W. Matter**. See *Brain*. **W. Mole**. See *Mole*. **W. Mustard**, *sinapis alba*. **W. Nail**, a condition of the nail in which spots and bands of white are seen on its surface. Occasionally the whole nail may be white. The mechanical cause is the presence of air between the affected lamellæ, but the origin is unknown. The condition is sometimes associated with gout, syphilis, or leprosy, or is a part of trophic changes. The white spots commonly seen on the nails of young persons are due to trauma. **W. Oak Bark**. See *Quercus alba*. **W., Paris**, whiting. **W., Pearl**, bismuth subnitrate. **W., Permanent**, pulverized barium sulphate mixed with white lead. **W. Pneumonia**. See *Pneumonia*. **W. Precipitate**. See *Precipitate* and *Hydrargyrum*. **W. Rosin**, ordinary rosin which has been melted and mixed with water. **W. Sage**. See *Erotia lanata*. **W. Sandalwood**. See *Santalum*. **W. Softening**, a form of cerebral softening in which the affected area presents a dirty-white color, due to embolism of one of the larger arteries or to gradual narrowing of the arteries by chronic endarteritis. **W. Substance of Schwann**. See *Schwann*. **W. Swelling**. See *Hydrarthrosis*. **W. Tâche**, a form of tâche observed in typhoid fever, in which the vessels of the area irritated by the nail undergo contraction and remain empty. **W. Tanned Leather**. See *Leather*. **W., Venetian**, a mixture of equal parts of white lead and barium sulphate. **W. Vervain**, the root of *Verbena urticifolia*; of reputed value in malarial fevers. **W. Vitriol**, zinc sulphate. See *Pigments, Conspectus of*. **W. Wax**, yellow wax bleached by exposure to air, light, and moisture. **W. Wine**. See *Wine*. **W.-winged**, having white wings.

**White's Disease**. Same as *Darier's Disease*.

**Whites (hwitz)**. See *Leukorrhœa*.

**Whiting (hwit'-ing)** [ME., *whit*, white]. Purified calcium carbonate.

**Whit-leather (hwit'-leth-er)** [ME., *whittlether*]. The ligamentum nuchæ, or packwax, of the ox.

**Whitlow (hwit'-lo)**. See *Panaris*. **W., Painless**. See *Morvan's Disease*.

**Whole (höl)** [ME., *hol*, whole]. Hale; healthy; sound.

**Whoop (hoop)** [ME., *houpen*, to whoop]. The inspiratory crow which precedes or occurs during a paroxysm in whooping-cough.

**Whooping Cough (hoo'-ping-kawf)**. See *Pertussis* and *Bacillus tussis convulsiva*, Afanassiew, under *Bacteria, Synonymatic Table of*.

**Whorl (hworl)** [ME., *whorle*, whorl]. See *Vortex*. In biology, organs disposed in a circle about a central axis are said to be arranged in a whorl. **W. of Heart**. See *Vortex of Heart*.

**Whytt's Disease**. Acute hydrocephalus. **W.'s Tincture**, a preparation consisting of cinchona 6, orange-peel 2, gentian 2, cinnamon 1, dilute alcohol 50.

**Wickersheimer's Fluid**. A fluid employed chiefly for the preservation of museum specimens. There are two formulæ, the first for injecting, and the second for immersing. They are as follows:—

	First Solution.	Second Solution.
Arsenious acid, . . . . .	16 gms.	12 gms.
Sodium chlorid, . . . . .	80	60
Potassium sulphate, . . . . .	200	150
" carbonate, . . . . .	20	15
" nitrate, . . . . .	25	18
Glycerin, . . . . .	4,000 c.c.	4,000 c.c.
Wood-naphtha, . . . . .	750	750
Water, . . . . .	10,000	10,000

**Widal Reaction (Gruber-Widal Reaction, Agglutination - test)**. The clumping and sedimentation, with loss of mobility, of certain bacteria on addition of blood-serum from persons who have passed or are passing through the disease to which the respective bacterium gives rise.

**Wig** [abbr. of periwig]. A covering of false hair for the head.

**Wigger's Ergotin**. An alcoholic extract prepared from ergot deprived of fixed oil by means of ether. **W.'s Method**, a Method of Generating Chlorin. Mix 18 parts of finely ground common salt with 15 parts of finely pulverized good manganese dioxid. Put the mixture in a flask and pour a completely cooled mixture of 45 parts of concentrated sulphuric acid and 21 parts of water upon it, and shake.

**Wild (wild)** [ME., *wilde*, wild]. Not domesticated.

**W. Bean**. See *Apios*. **W. Bergamot**, the herb *Monarda fistulosa*, in large doses a powerful diaphoretic. A reputed antiperiodic. Dose of the fld. ext. mxxv-ʒj. **W. Cherry**. See *Prunus virginiana*. **W.-fire**. Synonym of *Erysipelas*. **W. Ginger**. See *Asarum*. **W. Indigo**. See *Baptisia*. **W. Liqueur-ice**. See *Abrus*. **W.-mare**, the night-mare. **W. Marjoram**. See *Origanum*. **W. Potato**. See *Convolvulus panduratus*. **W. Sage**. See *Serra salvia*. **W. Silk**. See *Silk*. **W. Sunflower**. See *Grindelia*. **W. Yam**. See *Dioscorea*.

**Wilde, Cords of**. Transverse striæ of the corpus callosum. **W.'s Incision**, in operations in the mastoid region, the incision of the soft parts. See *Operations, Table of*.

**Wilder's Fissures**. See *Fissure*. **W., Foramen of**. See *Foramina, Table of*.

**Wildermuth's Ear**. See *Ear, Deformities, and Diseases, Table of*.

**Wilkinson's Formula**. An animal parasiticide used in dermatology. It consists of sulphur, tar, and lard, of each two ounces, precipitated chalk one ounce, ammonium sulphid one-half dram. It is used for tinea tonsurans and scabies. **W.'s Ointment**, or **Salve**, for psoriasis; it consists of sublimed sulphur and oil of cade, of each four drams, green soap and lard each one ounce, prepared chalk two and one-half drams.

**Wilks's Kidney**. The large white kidney of chronic parenchymatous nephritis. See *Diseases, Table of*.

**Will (wił)** [ME., *willen*, to will]. Volition; desire, with more or less engagement of the motor centers and of the muscular system.



**Will and Varrentrap's Method.** See *Nitrogen*.

**Williamson's Diabetic Blood Test.** Place in a test-tube of small caliber 40 c. mm. of water and 20 c. mm. of blood taken from the finger-tip or lobule of the ear; add to this 1 c.c. of methyl blue solution (1 : 6000) and 40 c. mm. of liquid potassæ. Place the test-tube in boiling water for three or four minutes without shaking. If the blood is that of a diabetic patient, the blue color will disappear and the fluid will become yellow. In nondiabetic blood the blue color will remain.

**Williams' Tracheal Tone.** The peculiar resonance, sometimes found in the second intercostal space in cases of very large pleural effusions. It is a dull tympanic resonance, becoming higher on opening the mouth, and arises from the vibrations of air in a large bronchus surrounded by compressed lung.

**Willis, Chords of.** Fibrous bands, which extend transversely across the inferior angle of the superior longitudinal sinus. **W., Circle of.** See *Circle*. **W.'s Disease,** diabetes. See *Diseases, Table of*. **W., Nerve of.** See *Nerves, Table of*.

**Willow (will'-o) [ME., wilowe, willow].** See *Salix*. **W.-bark,** the bark of several species of willow, notably *Salix arenaria* and *S. caprea*, used in Russia and Denmark for the tanning of lighter skins, for the manufacture of glove-leather and the so-called Russia leather. The percentage of tannin it contains is usually given as from three to five per cent., although Eitner found over 12 per cent. in several species. **W.-herb.** See *Epilobium* and *Lythrum*.

**Wilson's Disease.** General exfoliative dermatitis. See *Diseases, Table of*. **W.'s Formula,** an animal parasiticide used in dermatology. It contains sulphur 1 ounce, potassium carbonate 2 drams, benzoated lard 5 ounces, oil of chamomile  $\frac{1}{2}$  dram. **W.'s Muscle.** See *Muscles, Table of*.

**Winch (winch) [ME., winche, the crank of a wheel].** The handle for turning a wheel or other revolving apparatus; the apparatus thus revolved. **W., Verona,** an apparatus having a cog-wheel and used for tightening a ligature around a hemorrhoid.

**Wind [ME., wind, wind].** 1. A current of air. 2. Flatus. **W. of a Ball,** the compression of air said to be produced by the passage of a ball close to the body, and to give rise to an injury called a "wind-contusion." **W., Broken.** See *Heaves*. **W.-colic.** See *Bloat*. **W.-contusion.** See *W. of a Ball*. **W.-dropsy,** a synonym for flatulence. **W., Electric,** that form of electric current which, coming in contact with the person, gives the sensation of a gentle blowing upon the parts. **W.-fertilized,** anemophilous. **W.-flower,** anemone. **W.-galls,** in farriery, dilated burse found at the posterior part of the fetlock-joint, and due to a dropsical condition of the burse and tendon. **W.-getting,** in the process of training, a gradual increase in the capability of the heart, especially of the right chambers. **W.-pipe.** See *Trachea*. **W.-pox,** chicken-pox, or varicella. **W.-puff,** the collection of air or gas beneath the skin of a fowl following the operation of caponizing. Simple puncture affords relief. **W.-stroke,** acute spinal paralysis in the horse. **W.-sucking:** 1. The habit of a horse that carries his nose in the air. 2. More correctly, the habit of a horse, called crib-biting.

**Windlass (wind'-las) [ME.].** An apparatus for winding a cord on an axle, the cord being tightened by means of a weight. **W., Spanish.** See *Tourniquet* and *Garrot*.

**Window (win'-do) [ME., windowe, window].** An aperture in a wall for the admission of light and air. **W., Oval.** See *Fenestra ovalis*. **W., Round.** See *Fenestra rotunda*.

**Wine (win) [ME., win, wine].** The fermented juice of various species of *Vitis*. A *sweet* wine is one in which a notable portion of the original grape-sugar of the must has escaped fermentation, or to which an addition of sugar has been made subsequent to the main fermentation. A *dry* wine is one in which the sugar, whether originally present or subsequently added, has almost all undergone change in the processes of fermentation. A *sparkling* wine is one in which a supplementary fermentation is purposely developed subsequent to the bottling, whereby quantities of carbon dioxide are developed and held dissolved under pressure. See *Vinum*. **W., Barley,** beer. **W.-blue,** the coloring-matter of red wines, a blue substance similar to litmus, possessing the property of turning red in the presence of acids. **W., Burgundy,** a heavy red or white wine from Burgundy, France. **W., Champagne.** See *Champagne*. **W.-glassful,** two fluidounces. **Ws., Heavy,** wines containing more than 12 per cent. by weight of alcohol. **W., High,** commercial ethyl-alcohol. **Ws., Light,** wines containing less than 12 per cent. by weight of alcohol, as claret, Sauterne, or Moselle. **W., Low,** the products of the first distillation. **W., Madeira,** a heavy wine from the island of Madeira, having a nutty flavor. **W.-madness,** a form of insanity associated with and caused by alcoholism. See *Oinomania*. **W., Malaga,** a sweet wine from Malaga in Spain; it contains between 13 and 14 per cent. of alcohol. **W., Milk,** fermented milk. See *Kefyr*. **W., Moselle,** a light wine from the valley of the Moselle in Germany. **W., Mulled,** a preparation made by adding eggs and spices to wine and then heating it. **W.-nose,** a popular term for acne rosacea. **W., Oil of.** See *W., Oil of, Heavy*. **W., Oil of, Concrete.** See *Etherin*. **W., Oil of, Heavy,** ethereal oil. **W., Oil of, Light,** etherol, a yellowish liquid of a peculiar odor obtained from ethereal oil. **W., Port,** a heavy wine from Oporto, Portugal. **W., Raisin,** wine consisting mainly of a fermented infusion of raisins; it contains also the fermented juice of fresh grapes, sugar, and tartaric acid. **W., Red.** See *Vinum rubrum*. **W., Sherry,** a heavy wine from the region of Xeres, in Spain; it is white or brown in color. The sherry wine often obtained seldom contains any wine at all, but consists of alcohol, water, and flavoring ingredients. **W., Spirit of,** ethyl-alcohol. **W.-vinegar.** See *Vinegar*. **W.-whey,** a nutritious and slightly stimulating preparation used in adynamic states. It is made of white wine and milk, from two to eight ounces of the former being added to a pint of the latter at the boiling temperature; the whey is then strained off and sweetened. **W., White.** See *Vinum album*.

**Wing [ME., winge, wing].** In biology, an organ adapted for flight. See *Ala*. **W. of Ingrassias,** the alæ of the sphenoid. **W.-seed.** See *Ptelea trifoliata*.

**Winged (wingd) [ME., winge, wing].** Possessing alæ, or wings. **W. Scapulæ,** the peculiar deflection of the scapulæ in tuberculous patients, or in those so inclined. See *Angel-wing*.

**Wink (wink) [ME., winken, to wink].** To close and open the eyelids quickly.

**Winker (wink'-ker) [ME., winken, to wink].** An eyelash. See *Haw*.

**Winking (wink'-king).** See *Nictitation*.

**Winogradsky, Nitrifying Bacillus of.** See *Bacteria, Synonymatic Table of*.

**Winslow, Foramen of.** See *Foramina, Table of*. **W., Ligament of.** See *Ligament*.

**Winter (win'-ter) [ME., winter, winter].** The cold season of the year. **W.-berry,** black alder; fever-

bush. **W. Clover**, partridgeberry; checkerberry. **W. Cough**. See *Cough* and *Bronchitis*. **W. Egg**, in biology, a reproductive body in an encysted or resting condition, and capable of retaining its vitality throughout the winter season. Cf. *Statoblast*, *Spherula*. **W. Epidemic**. Synonym of *Cerebro-spinal Meningitis*. **W.-fat**. See *Erotia lanata*. **W.-green**. See *Gaultheria*. **W. Itch**. Same as *Army Itch*. **Wintera**, *Winter's Bark* (*wint'-ter-ah*) [L.]. The aromatic and tonic bark of *Drinys winteri*. See *Drinys*. Unof.

**Wintrich's Sign**. The change in the pitch of the percussion-note over a cavity in the lungs when the mouth is open or closed. See *Signs and Symptoms*, *Table of*.

**Wire** (*wir*) [ME., *wir*, a wire]. A filament of metal, as steel, iron, silver, or the like. Wire is used in surgical operations for suturing, etc. Woven-wire splints are also employed. Wire is an essential part of the electric circuit.

**Wiring** (*wir'-ing*) [ME., *wir*, wire]. Securing or staying by means of wire. **W. Pin**, a method of fixing the fragments of a broken bone by means of pins, as in fracture of the olecranon or patella.

**Wirsung, Canal of**. See *Canal*. **W., Duct of**. See *Duct*.

**Wiry** (*wir'-re*) [ME., *wir*, wire]. Resembling wire; tough and flexible. **W. Pulse**. See *Pulse*.

**Wisdom-teeth**. See *Teeth*.

**Wish-bone** (*wish'-bôn*). See *Furcula*.

**Wisp** [ME., *wisp*, a little sheaf or bundle]. An inflammation of the interdigital substance of the hind foot of the ox or cow.

**Wistar's Lozenges**. See *Lozenge*. **W.'s Pyramids**. The cornua of the sphenoid.

**Wistaria** (*wis'-ta'-re-ah*) [after Caspar Wistar, an American anatomist]. A genus of shrubs belonging to the *Leguminosae*, indigenous to Japan, China, and the United States. The flowers of the Chinese species are said to be distilled for their perfume.

**Wistar** (*wis'-tar-in*) [after Caspar Wistar, an American anatomist]. A poisonous glucosid extracted from the bark of *Wistaria chinensis*.

**Witch** (*wich*) [ME., *witche*, a witch]. A person (of either sex) given to necromancy; a sorcerer. **W.-grass**. Triticum repens. See *Triticum*. **W.-hazel**. See *Hamamelis*. **W.-meal**. See *Lycopodium*. **W.'s Milk**, the popular name for the small quantity of milk secreted for a few days after birth by the mammary glands of new-born animals of both sexes. **W.-wood**. Mountain ash.

**Withania** (*with-a'-ne-ah*) [L.]. A genus of solanaceous plants. **W. coagulans** curdles milk, is alterative, diuretic, and emetic. **W. somnifera** is emetic and hypnotic. See *Somniferin*. Unof.

**Wither** (*with'-er*) [ME., *wiðder*, to wither]. To become sapless and shrunken; to become dry and wrinkled; to decay generally.

**Withering** (*with'-er-ing*) [ME., *wiðder*, to wither]. The shriveling or atrophy of an organ. **W. Carcinoma**, carcinoma showing a tendency to atrophy and shrinkage.

**Withers** (*with'-erz*) [origin obscure]. The ridge above the shoulders of the horse, formed by the spinous processes of the first eight or ten thoracic vertebrae.

**Wither-wrung** (*with'-er-rung*). Hurt or galled in the withers.

**Withy** (*with'-e*) [ME., *withy*, a willow]. The name of several species of *Salix*.

**Witt's Theory of Colors**. See *Pigments*.

**Wittich and Kistiakowsky's Method**. A method of extracting soluble animal ferments. This consists in hardening the organ in alcohol for three days and

then cutting it up into very small pieces, extracting with glycerol, and filtering. On the addition of alcohol to the filtrate the ferment is precipitated.

**Wladimiroff's Operation**. See *Operations*, *Table of*.

**Woad** (*wōd*) [ME., *wod*, woad]. The *Isatis tinctoria*. See *Pigments*, *Conspectus of*. **W., Waxen**, the *Genista tinctoria*. **W., Wild**, the *Reseda luteola*.

**Woillez' Disease**. A name given to active congestion of the lungs, on the supposition that it is an independent primary affection. See *Diseases*, *Table of*.

**Wolf** [ME., *wolf*, wolf]. A digitigrade carnivorous canine quadruped, *Canis lupus*. **W.'s-bane**. See *Aconite*. **W.'s Bast**, *Daphne mezereum*. **W.'s Claw**, *W.'s Foot*. See *Lycopodium*. **W.-madness**. See *Lycanthropy*. **W.-teeth** (*of the horse*), premolars of a peculiar shape, not occurring in every animal, and resembling the incisive teeth of the carnivora.

**Wolff, Canal of**. See *Canal*.

**Wolffian** (*wool'-fe-an*) [after K. F. Wolff, a German anatomist]. Pertaining to the anatomist Wolff. **W. Body**, "The chief occupant of the embryonic Wolffian ridge; in anamnia it is the chief renal organ throughout life; in amniota it disappears during embryonic life, being replaced by the true kidney, except that a small part of the cephalic end is retained and enters into special relations with the sexual organs. In its primitive form the Wolffian body appears to have consisted of a series of transverse tubules (Wolffian or segmental tubules) emptying into the Wolffian or pronephric duct. The Wolffian bodies were discovered by Casper Fr. Wolff, 'Theoria generat.', in 1759. They received their present name from H. Rathke in 1820, but Rathke termed the same organs in mammals *Oken'sche Körper*. In 1824 Jacobson introduced the name *Primordial Niere*, and discovered that in birds the bodies secreted uric acid. The bodies were recognized in man by J. Fr. Meckel and Johannes Müller. The older writers held them to be either the beginnings of the kidneys, or spermatoducts, or horns of the uterus, etc. Rathke, by discovering the origin of the true kidney, led the way to true conceptions." (Minot.) Also, called *Corps de Wolff*, *Urniere*, *Mesonephros*, *Primitive Kidney*, *q. v.* **W. Cysts**. See *Cyst*. **W. Duct**. See *Duct*. **W. Ridge**, "The protuberance produced by the increase in size and number of the Wolffian tubules, and its inclusion of the genital ridge is a secondary result of its enlargement in the higher vertebrata. Out of the Wolffian ridge there arise three primary organs, the pronephros (head kidney), the Wolffian body (anamniote or primitive kidney, and the true kidney of the amniota (metanephros)." (Minot.) Also, called *Nephridial ridge*, *q. v.*

**Wollaston's Camera Lucida**. See *Camera*. **W.'s Method**, a method for the determination of the refractive indices of liquids, based on the total refraction caused by a layer of liquids.

**Woman** [AS., *wifman*, a wife man]. The adult female of the human species.

**Womb** (*woom*) [ME., *wombe*, womb]. See *Uterus*.

**W.-grain**. See *Ergot*. **W.-passage**. See *Vagina*.

**W.-stone**. See *Hysterolith* and *Calculus*.

**Wonder** (*wunt'-der*) [ME., *wonder*, wonder]. Astonishment and admiration. **W.-apple**. See *Balsam-apple*. **W.-net**. See *Rete mirabile*.

**Wongshy** (*wong'-she*). See *Pigments*, *Conspectus of*.

**Wooba** (*wool'-bah*) [E. Ind.]. A form of diarrhea.

**Wood** [ME., *wode*, wood]. The main part of a tree. The part within the bark. **W.-alcohol**. See *Pyroxylic Spirit*. **W.-alcohol**, **W.-naphtha**.



See *Methyl-alcohol*. **W.-Cells**, libriform cells and other elongated, taper-pointed cells, not distinctly marked with pits, spiral or annular markings, found in the wood of plants. **W.-fiber**. See *Cellulose*. **W.-flour**, finely powdered wood, which, variously medicated, serves as a dressing for surgeons' use. **W., Heart**, the older, harder, usually darker, central part of an endogenous stem. **W.-oil**. See *Gurjun Balsam*. **W.-parenchyma**, elongated parenchyma-cells associated with wood-cells. **W.-spirit**. See *Alcohol*, *Methyl*, and *Pyroxylic Spirit*. **W.-tar Creasote**. See *Creasote*. **W.-vinegar**. See *Pyroligneous Acid*, and *Acetic, Dilute*. **W.-wool**, prepared fiber of wood used mainly as a surgical dressing.

**Wood's Therapeutic Test**. In all cases of doubtful diagnosis of cerebral syphilis, iodid of potassium in daily doses of 60 grains should be given, and if this fails to produce iodism, for all practical purposes the person may be considered to be a syphilitic. This is now considered a fallacy, as personal idiosyncrasy to the iodids is perhaps as great in non-syphilitics as in syphilitics.

**Wooden Tongue** (*wood'-entung*). See *Actinomycosis*.

**Wool** [ME., *woll*, wool]. A variety of hair, found in greater or less quantity on almost all mammals, on a few of which, as the domestic sheep, it forms the principal covering of the body. The woolen fiber is finely crimped or curled, so that it becomes longer when drawn out, and shortens again when the strain is removed. This spring gives woolen fabrics notable elasticity. Wool is very hygroscopic. The best variety is colorless, but inferior grades are often yellowish, and sometimes even brown or black in color. True wool-fiber, when cleansed of impurities, has approximately the following composition: Carbon, 49.25 per cent.; hydrogen, 7.57 per cent.; oxygen, 23.66 per cent.; nitrogen, 15.86 per cent.; sulphur, 3.66 per cent. The presence of sulphur is very distinctive of wool, and serves to distinguish it from silk, the other nitrogenous fiber. Wool is decomposed by heat; at 130° C. ammoniacal vapors are given off, and at 140° to 150° C. sulphur compounds are also present in the vapors. When incinerated it emits the odor of burnt feathers. **W., Antiseptic**, wool that has been sterilized and subjected to the action of some antiseptic. **W.-fat**, *æsyptus*; an impurity of wool, consisting of a mixture of cholesterin, together with ischolesterin and the compounds of these bodies with several of the fatty acids. See *Suint*, *Aguin*, *Lanolin*. **Ws., Holmgren's**, a collection of colored wools used in the detection and estimation of subnormal color-perception. **W.-perspiration**, an impurity of wool consisting essentially of the potassium salts of oleic and stearic acids, possibly other fixed fatty acids, also potassium salts of volatile acids, like acetic and valerianic acids, and small quantities of chlorids, phosphates, and sulphates. **W.-sorters' Disease**, anthrax; wool-sorters are liable to blood-poisoning from various causes, especially to the disease anthrax.

**Woolen Black**. See *Pigments*, *Conspectus of*.

**Woolf, System of**. A system of purifying water by the admixture of electrolyzed sea-water.

**Woorara** (*woo-rar'-ah*). See *Curare*.

**Word** (*wurd*) [ME., *word*, word]. A term; a sound used in any language as the sign of a conception. **W.-blindness**, visual logagnosia. See *Aphasia*. **W.-deafness**, auditory logagnosia. See *Aphasia*. **W.-mania**, a symptom of mental disease consisting in a repeated pronunciation of certain words (Wortbesessenheit of the Germans). See *Verbigeration*. **W.-photism**. See *Phonism* and *Photism*.

**Work** (*wurk*) [ME., *worken*, to work]. 1. To labor; to put forth effort. 2. Effort; labor. **W., Internal**, the force exerted in respiration, circulation, and other organic function. It is estimated as being daily equal to 260 foot-tons.

**Working** (*wurk'-ing*) [ME., *worken*, to work]. Active; busy; operation. **W. Distance**. See *Distance*. **W. Ocular**. See *Ocular*.

**Worm** (*wurm*) [ME., *worm*, worm]. (a) Any member of the third and fourth races or phyla of the animal kingdom, i. e., the *Platodes* and the *Vermes*. (b) The *lytta* or glossohyal cartilage or fibrous tissue of the tongue of a carnivora, sometimes mistaken by dog-fanciers for a parasitic worm and extracted. (c) The vermis or mesal lobe of the cerebellum. **W., Bladder**, the *Tenia echinococcus*. **W.-seed**, American. See *Chenopodium*. **W.-seed**, Levant. See *Santonica*. **W.-sickness**, a serious affection of sheep in Holland caused by the fly *Lucilia sericata*. See *Parasites (Animal)*, *Table of*. **W.-tea**. See *Spigelia*. **W.-wood**. See *Absinthum*.

**Wormian** (*wur'-me-an*) [after Olaus Worm, a Danish physician, 1588-1654]. Pertaining to the physician, Olaus Worm. **W. Bones**, a name given to the supernumerary bones of the skull, which are frequently formed owing to the absorption or imperfect ossification of the tabular bones.

**Worremberg's Apparatus**. An apparatus for polarization by reflection.

**Worry** (*wur'-e*) [ME., *worryen*, to worry]. Harassment; perplexity due to annoying cares and troubles; a frequent factor in nervous and cerebral troubles.

**Worsted Test**. See *Holmgren's Test*.

**Wort** (*wurt*) [ME., *wort*, wort]. An infusion of malt; it is antiscorbutic, and is used sometimes in the dressing of ulcers. Unof.

**Woulfe's Apparatus, W.'s Bottles**. An apparatus consisting of a series of three-necked bottles connected by suitable tubes, and used for washing gases or saturating liquids therewith.

**Wound** (*woond*, or *wound*) [ME., *wound*, wound]. A break or division of continuity of the soft parts caused by mechanical violence; trauma. **W., Complicated**, a wound in which a foreign body is present, or in which there is great hemorrhage or pain. **W., Contused**, one produced by a blunt body. **W.-fever**. See *Traumatic Fever*. **W., Flesh**, a wound involving only skin and muscular tissue. **W., Gunshot**, one caused by a projectile. **W., Incised**, one caused by a cutting instrument. **W., Lacerated**, one in which the tissues are torn. **W., Open**, a wound having a free external opening. **W., Poisoned**, one in which toxic materials are introduced, as in a dissection-wound, etc. **W., Punctured**, one made by a pointed instrument. **W., Simple**, one attended with a simple division of the soft parts without complication. **W., Subcutaneous**, a wound with a very small external opening in the skin. **W., Uterine**, the portion of the uterus from which the placenta has been removed.

**Wourali** (*woo'-ra-lé*). See *Curare*.

**Wreath** (*rèth*) [AS., *wrath*, a twisted band]. In biology, applied to a stage in karyokinesis, as the *mother-wreath*, *daughter-wreath*. See *Aster*.

**Wredin's Test**. A test of live-birth. It consists in the absence of gelatinous matter from the middle ear; this is regarded as a proof that the fetus was born alive and has breathed.

**Wrightia** (*ri'-te-ah*) [after William Wright, a physician and botanist in Jamaica]. A genus of apocynaceous shrubs and trees. The bark of *W. antidysenterica* (or *Holarrhena antidysenterica*) of India is highly valued as a remedy for dysentery. Unof.

**Wrinkle** (*ring'-kl*). See *Ruga*.

**Wrisberg, Abdominal Brain of.** The solar plexus.

**W., Ansa of.** See *Ansa*. **W., Cartilages of.** See *Cartilage*. **W., Ganglion of.** See *Ganglia, Table of*. **W., Lingula of.** See *Lingula*. **W., Nerves of:** 1. The nerves supplying the skin of the arm. 2. Portio inter duram et mollem; portio intermedia. A small nerve-fasciculus arising from the oblongata and coursing between the facial and auditory nerves. See *Nerves, Table of*.

**Wrist** (*rist*) [*ME., wrist, wrist*]. That part of the fore-limb or fore-arm which joins the fore-arm and the hand. See *Carpus*. **W.-clonus.** See *Reflexes, Table of*. **W.-drop,** a paralysis of the extensor

muscles of the hand accompanying lead-poisoning. See *Dropped Wrist*. **W.-ganglion,** a hernial pouch of a tendon-sheath upon the back of the wrist. **W.-joint,** the carpus, the articulations between the forearm and the hand.

**Writers' Cramp, W.s' Palsy.** See *Cramp, Occupation-neuroses, Paralysis*.

**Writing Hand** (*ri'-ting-hand*). A peculiar position assumed by the hand in paralysis agitans. See *Paralysis agitans*.

**Wry-neck** (*ri'-nek*). See *Torticollis*. **W., Rotatory,** a variety of spasmodic rotatory movements of the head.

**Wurali** (*wu-ra'-le*). Same as *Curare*.

## X

**Xanthate** (*zan'-thät*) [*ξανθός*, yellow]. A salt of xanthic acid.

**Xanthein** (*zan'-the-in*) [*ξανθός*, yellow]. The yellow coloring-matter of plants (*e. g.*, dahlia, sunflower), soluble in water, but not in alcohol, in which respect it differs from xanthin.

**Xanthelasma** (*zan - thel - az' - mah*) [*ξανθός*, yellow; *ἐλασμα*, a lamina]. Spots of yellowish discoloration of the skin of the face, especially about the eyes. **X. multiplex.** Same as *Xanthoma multiplex*. **X. palpebrarum,** xanthelasma of the skin of the eyelids. **X. vitiligoides.** Same as *Xanthoma vitiligoides*.

**Xanthelasmoidea** (*zan-thel-as-moi-de'-ah*). Synonym of *Urticaria pigmentosa*.

**Xanthene** (*zan'-thēn*) [*ξανθός*, yellow]. A yellow mixture obtained from persulphocyanic acid.

**Xanthic** (*zan'-thik*) [*ξανθός*, yellow]. Pertaining to xanthin; yellowish. **X. Acid.** See *Acid*. **X. Calculus,** urinary calculus composed mainly of xanthin.

**Xanthidia** (*zan-thid'-e-ah*) [*ξανθός*, yellow]. In biology, small bodies found in the flints of the chalkbeds of England and held by Carter to be the petrified orbicular statoblasts of the *Polyzoa*.

**Xanthin** (*zan'-thin*) [*ξανθός*, yellow],  $C_5H_4N_4O_2$ . 1. A leukomatin found in nearly all the tissues and liquids of the animal economy, and also in many plants; also in minute quantities as a normal constituent of urine. It is formed at the same time with adenin, guanin, and hypoxanthin in the decomposition of nuclein by dilute acids. Guanin is convertible into xanthin, which is thought to be one step lower as an intermediate product of nuclein-decomposition, and nearer the uric-acid limit of oxidation. It probably is oxidized in the body as fast as it is formed. It is a colorless powder, almost insoluble in cold water, but readily soluble in dilute acids and alkalis. It is non-poisonous and a muscle-stimulant, especially of the heart. See *Leukomains, Table of*. 2. The name given by Fremy and Clœz to the yellow coloring-matter of plants, which is insoluble in water, but soluble in alcohol, in which respect it is distinguished from *Xanthein*. See *Pigments, Conspectus of*.

**Xanthinuria** (*zan-thin-u'-re-ah*) [*ξανθός*, yellow; *οὖρον*, urine]. The presence of xanthin in excess in the urine.

**Xanthium** (*zan'-the-um*). See *Clotbur*.

**Xanthiuria** (*zan-the-u'-re-ah*). See *Xanthinuria*.

**Xantho-** (*zan'-tho-*) [*ξανθός*, yellow]. A prefix to denote yellow or yellowness.

**Xanthocarpous** (*zan - tho - kar' - pus*) [*ξανθός*, yellow; *καρπός*, fruit]. In biology, characterized by yellow fruit.

**Xanthochroi** (*zan-tho-kro'-e*) [*ξανθός*, yellow; *χρoία*, the complexion]. In biology, Huxley's term for the yellow-haired, pale-complexioned people spread over Asia, forming as it were, an ocean in which the Calmuck and Tartar tribes from Mongolian islands were engulfed. They form the prevalent races of northern Europe, the fair whites, and are largely represented in northern Africa (Berbers). Cf., *Leukon, Melanochroi*.

**Xanthochroia** (*zan - tho - kro' - e - ah*) [*ξανθός*, yellow; *χρoία*, skin]. Yellow discoloration of the skin.

**Xanthochromia** (*zan-tho-kro'-me-ah*) [*ξανθός*, yellow; *χρoμα*, a color]. A persistent condition of yellow skin, resembling but not identical with jaundice.

**Xanthochroous** (*zan - tho - kro' - us*) [*ξανθός*, yellow; *χρoα*, skin]. Yellow-skinned.

**Xanthocyanopia, Xanthocyanopsia** (*zan-tho-si-an-op'-pe-ah, zan-tho-si-an-op'-se-ah*) [*ξανθός*, yellow; *κύανος*, blue; *ὄψις*, sight]. A defect of color-vision in which yellows and blues are perceived, while reds are imperceptible.

**Xanthocystin** (*zan - tho - sis' - tin*) [*ξανθός*, yellow; *κύστις*, bladder]. A nitrogenous substance found in the whitish tubercles in the mucosæ and organs of a corpse.

**Xanthoderma** (*zan - tho - der' - mah*) [*ξανθός*, yellow; *δέρμα*, skin]. Yellowness of the skin.

**Xanthodont** (*zan' - tho - dont*) [*ξανθός*, yellow; *ὀδούς*, tooth]. In biology, having yellow teeth, as the incisors of rodents.

**Xanthodontous** (*zan-tho-dont'-tus*) [*ξανθός*, yellow; *ὀδούς*, tooth]. Having a yellow discoloration of the teeth.

**Xanthogen** (*zan'-tho-jen*). Same as *Xanthein*.

**Xanthoglobulin** (*zan-tho-glob'-u-lin*) [*ξανθός*, yellow; *globulus*, a ball]. Same as *Hypoxanthin*. A yellow substance found in the liver and the pancreas.

**Xantho-kreatinin** (*zan-tho-kre-at'-in-in*) [*ξανθός*, yellow; *κρεας*, flesh]. The most abundant of muscle-leukomains, named from the sulphur-yellow color of its crystals and its resemblance to kreatinin. It appears



in the physiologically active muscle at the same time with kreatinin, constituting sometimes one-tenth of the kreatinin present. It has been found by Monari in aqueous extracts of the muscles of a tired dog, and in the urine of soldiers fatigued by marching. In large doses it is decidedly poisonous, producing depression, somnolence, extreme fatigue, frequent defecation, and vomiting. See *Leukomains*, Table of.

**Xanthokyanopy** (*zan-tho-ki-an'-o-pe*) [*ξανθός*, yellow; *κύανος*, blue; *ὤψ*, eye]. Red-green blindness, with undiminished spectrum. See *Xanthocyanopsia*.

**Xantholin** (*zan'-tho-lin*). Same as *Santonica*.

**Xanthoma** (*zan-tho'-mah*) [*ξανθός*, yellow; *ῥμα*, tumor].

*Xanthelasma*; a form of new-growth of the skin, occurring as plaques imbedded in the skin, or as nodules from a pin's head to a bean in size, rarely larger. The color is yellow, usually the tint of chamois-leather. The plaques are slightly raised above the surface, but are scarcely perceptible to the touch when pinched. They are frequently seen in the form of plates imbedded in the eyelids, especially in people past middle age who have been subject to migraine. **X. diabeti-corum**, *Lichen diabeti-corum*; a rare disease of the skin always associated with diabetes mellitus. It develops rapidly and sometimes intermittently; the lesions are denser and firmer than those of true xanthoma, and are dull-red, discrete, and solid, though at the apex they present a yellowish point, like pus. They are abundant on the scalp and face, but never exist on the eyelids, nor are they ever associated with jaundice. Itching and tingling are always present.

**X. lineare vel striatum**, a form of *X. planum* in which the lesions occur in lines or striæ. **X. maculatum et papulatum**, a form of *X. planum* in which the lesions occur in papules and macules as well as in plaques. **X. multiplex**, a form occurring usually in women about middle life. It is frequently hereditary and is usually associated with jaundice, which, as a rule, precedes it by a year or more. The lesions are generally distributed. **X. palpebrarum**. See *X. planum*. **X. planum**, *X. palpebrarum*; the commoner form of *Xanthoma*, usually situated on the eyelids. **X. tuberculatum**, **X. tuberosum**, a rarer form of *Xanthoma* characterized by tubercular lesions upon the extensor surfaces of the extremities, and on parts exposed to pressure, as the elbows and knees, shoulders, buttocks, backs of fingers and toes, palms and soles. The lesions vary in size from a hemp-seed to a pea, are hard to the touch, deeply set in the skin, and project prominently from it. They may coalesce to form veritable tumors. The disease is a chronic one.

**Xanthomatosis** (*zan -tho -mat -o'- sis*) [*ξανθός*, yellow; *ῥμα*, tumor]. Xanthoma of so marked a type as to indicate a special diathesis.

**Xanthomatous** (*zan-tho'-mat-us*) [*ξανθός*, yellow; *ῥμα*, tumor]. Of the nature of or affected with xanthoma.

**Xanthomelanous** (*zan-tho-mel'-an-us*) [*ξανθός*, yellow; *μέλας*, black]. The lighter of the *Melanochroi*, or races with black hair and yellow or olive skin, as distinguished from the *Melanous*, those with black hair and black skin.

**Xanthopathy** (*zan-thop'-ath-e*) [*ξανθός*, yellow; *πάθος*, a suffering]. Yellowness of the skin from morbid conditions.

**Xanthophane** (*zan'-tho-fan*). See *Chromophane*.

**Xanthophyl**, **Xanthophyll** (*zan'-tho-fil*) [*ξανθός*, yellow; *φύλλον*, leaf]. In biology, leaf-yellow, a special pigment isolated by Berzelius from autumn leaves. See *Pigments*, *Conspectus* of.

**Xanthophyllin** (*zan-tho-fil'-in*). Same as *Xanthophyl*.

**Xanthopicroin** (*zan-tho-pik'-rin*) [*ξανθός*, yellow; *πικρός*, bitter]. A yellow coloring-matter derived from the bark of *Xanthoxylum caribicum*. Same as *Berberin*.

**Xanthopous** (*zan'-tho'-pus*) [*ξανθός*, yellow; *πούς*, foot]. In biology, having a yellow stalk or support.

**Xanthoproteic** (*zan -tho -pro'- te - ik*) [*ξανθός*, yellow; *protein*]. Derived from or related to xanthoprotein. **X. Reaction**, the deep-orange color obtained by the addition of ammonia to the yellow reaction of proteids heated with strong nitric acid.

**Xanthoprotein** (*zan -tho -pro'- te - in*) [*ξανθός*, yellow; *protein*]. A yellow substance formed from proteids by the action of nitric acid.

**Xanthopsia** (*zan-thop'-se-ah*) [*ξανθός*, yellow; *ὄψις*, vision]. The yellow vision sometimes accompanying jaundice.

**Xanthopsin** (*zan-thop'-sin*). Same as *Xanthophane*.

**Xanthopsy** (*zan'-thop-se*). See *Xanthopsia*.

**Xanthopsydriac** (*zan-thop-se-dra'-se-ah*) [*ξανθός*, yellow; *ψύδραξ*, pustule]. The presence on the skin of small, yellow pustules.

**Xanthopuccin** (*zan-tho-puk'-sin*) [*ξανθός*, yellow; *πυκνόν*]. An alkaloid found in *Hydrastis*.

**Xanthopurpurin** (*zan-tho-pur'-pu-rin*) [*ξανθός*, yellow; *purpurin*]. A yellow coloring-matter derived from the *Rubia tinctorum*.

**Xanthorhamnin** (*zan-tho-ram'-nin*) [*ξανθός*, yellow; *ρόσμος*, buckthorn]. A yellow coloring-matter contained in the ripe Persian or Turkish berries and in Avignon grains. See *Pigments*, *Conspectus* of.

**Xanthorrhea** (*zan-thor-e'-ah*) [*ξανθός*, yellow; *ῥέειν*, to flow]. 1. An acrid, purulent discharge from the vagina. 2. A genus of tree-like liliaceous Australian plants, called black-boy and grass-tree. They afford an abundant resin. See *Acaroid*.

**Xanthorrhiza** (*zan-thor-i'-zah*) [*ξανθός*, yellow; *ρίζα*, a root]. A genus of ranunculaceous plants. **X. apiifolia**, of the United States (yellow-root), is a good, bitter tonic. Unof.

**Xanthosis** (*zan-tho'-sis*) [*ξανθός*, yellow]. The yellow pigmentation sometimes observed in carcinoma. **X. of the Nasal Septum**, a dirty-yellow appearance in the nasal mucous membrane due to hemorrhage and the subsequent disintegration of the blood.

**Xanthospermous** (*zan-tho-sper'-mus*) [*ξανθός*, yellow; *σπέρμα*, seed]. In biology, having yellow seeds.

**Xanthous** (*zan'-thus*) [*ξανθός*, yellow]. Having a yellow skin, or complexion.

**Xanthoxylene** (*zan-thoks'-il-ēn*) [*ξανθός*, yellow; *ξύλον*, wood], C<sub>10</sub>H<sub>16</sub>. A colorless, volatile oil obtained from the fruit of *Xanthoxylum alatum*.

**Xanthoxylin** (*zan-thoks'-il-in*) [*ξανθός*, yellow; *ξύλον*, wood]. 1. A precipitate from a tincture of *Xanthoxylum fraxineum*; stimulant, styptic, tonic, sialogogue. Dose 1-2 grains. Unof. 2. A stearopten from the volatile oil of *Xanthoxylum piperitum*.

**Xanthoxylum** (*zan -thoks' -il -um*) [*ξανθός*, yellow; *ξύλον*, wood; *gen.*, *Xanthoxyl*]. A genus of rutaceous trees and shrubs of many species, including the prickly ash (*X. fraxineum*). In many, if not all the species, the root-bark is stimulant and tonic. **X. alatum**, of India, is anthelmintic and sudorific. **X. cribratum**, of the U. S. and W. Indies, is strongly diuretic and stimulant. Its bark is locally used in a wide range of diseases. Dose of fl. ext., gtt. x-xx. Unof. **X.**, **Decoctum**, unof.,  $\frac{3}{4}$ j-Oij. Dose  $\frac{3}{4}$ j-ij. **X.**, **Ext.**, **Fld.** Dose  $\frac{3}{4}$ ss-j. **X. fraxineum**, prickly ash, tooth-ache tree, angelica tree—a North American species of the *Xanthoxylaceæ* which belong to the *Rutaceæ*. The bark, the *Xanthoxylum* of the U. S. Ph., is chewed in odontalgia. It is a stimulant, aromatic, bitter, sialogogue and emmenagogue, and is

of repute in chronic rheumatism and "biliousness." Dose gr. x-xxx. **X. naranjillo**, of the Argentine Republic, is recommended as a substitute for jaborandi. **X. nitidum**, of China, is febrifugal. **X. senegalense**, of Africa, has similar properties, but appears to be poisonous.

**Xanthuria** (zan-thu'-re-ah). See *Xanthinuria*.

**Xarheb** (zar'-heb). See *Paraschistes*.

**Xenarthral** (zen-ar'-thral) [ξένος, strange; ἄρθρον, joint]. Strangely jointed.

**Xenembole** (zen-em'-bo-le) [ξένος, foreign; ἐμβολή, a hurling]. Same as *Xenenthesis*.

**Xenenthesis** (zen-en'-the-sis) [ξένος, strange; ἐν, in; θέσις, a placing]. The introduction of a foreign body into the economy.

**Xenodochium** (zen-o-doh'-ke-um) [ξένος, a stranger; δέχεσθαι, to receive]. A hospital; a public house.

**Xenogamy** (zen-og'-am-e) [ξένος, a stranger; γαμῆν, to marry]. A form of cross-fertilization in which fertilization is effected by pollen from another plant of the same species.

**Xenogenesis** (zen-o-jen'-es-is) [ξένος, stranger; γένεσις, birth]. In biology, Mr. Milne Edwards' term for the generation of something foreign, i. e., of offspring varying in their characters and life-cycle from the parents. Cf. *Heterogenesis*.

**Xenogenetic, Xenogenic** (zen-o-jen-et'-ik, zen-o-jen'-ik) [ξένος, strange; γενῶν, to produce]. Pertaining to xenogenesis.

**Xenogeny** (zen-og'-en-e) [ξένος, strange; γενῆς, born]. Same as *Xenogenesis*.

**Xenomenia** (zen-o-me'-ne-ah). See *Menstruation, Vicarious*.

**Xenonomia** (zen-o-no'-me-ah). Same as *Heteronomy*.

**Xenophthalmia** (zen-off-thal'-me-ah) [ξένος, foreign; ὀφθαλμός, eye]. Conjunctivitis due to injury.

**Xenopneumonypostasis** (zen-op-nu-mon-ip-os'-tas-is) [ξένος, foreign; πνεῦμον, lung; ὑπόστασις, subsidence]. The settling of foreign bodies into the lower portions of the lungs.

**Xenosite** (zen'-o-sit) [ξένος, strange; σίτος, food]. A parasite in an intermediate condition, organ, or host.

**Xeransis** (zer-an'-sis) [ξήρανσις]. The drying up or desiccation of a part or of a drug.

**Xerantic** (zer-an'-tik) [ξηραντικός]. Having desiccative properties; drying.

**Xeraphion** (zer-a'-fe-on) [ξηρός, dry]. 1. A medicine to be taken dry. 2. A medicine to check discharges.

**Xerasia** (zer-a'-ze-ah) [ξηρός, dry]. A disease of the hair marked by cessation of growth and excessive dryness.

**Xerocollyrium** (zer-o-kol-ir'-e-um) [ξηρός, dry; κολλήριον, collyrium]. Any dry collyrium; an eye-salve.

**Xeroderma** (zer-o-der'-mah) [ξηρός, dry; δέρμα, skin]. *Xerosis*: a congenital dryness, harshness, and roughness of the skin, commonly appearing within the first two years of life, unaccompanied by subjective sensations, and exhibiting to the eye a fine, scaly desquamation and a characteristic, dull, grayish, yellowish, dirt-colored discoloration, chiefly involving the temples and the extremities. See *Ichthyosis*. **X. ichthyoides**. See *Ichthyosis*. **X. of Kaposi**, a diffuse atrophy of the skin, idiopathic in origin. **X. pigmentosum, Atrophoderma pigmentosum; Angioma pigmentosum atrophicum; Melanosis lenticularis progressiva; Kaposi's Disease**; a very rare skin-disease, beginning generally in summer and occurring during the second or third year of life. It is characterized by minute, measly, erythematous blotches upon parts exposed to the sun, which soon disappear, leaving pigment-spots like ordinary freckles, which

persist even during winter. A spontaneous atrophy of the skin then occurs, resulting in the formation of non-pigmented, glistening scar-tissue, and finally in this tissue malignant, epitheliomatous growths form. Death generally results about puberty.

**Xerodermia** (zer-o-der'-me-ah) [ξηρός, dry; δέρμα, skin]. A dryness of the skin. See, also, *Xeroderma* and *Ichthyosis*.

**Xerodes** (zer-o'-dēz) [ξηρώδης, dryish]. A tumor that is dry and hard.

**Xeroma** (zer-o'-mah). See *Xerophthalmia*.

**Xeromycteria** (zer-o-mik-te'-re-ah) [ξηρός, dry; μυκτήρ, the nose]. Lack of moisture in the nasal passages.

**Xeromyrum** (zer-om'-ir-um) [ξηρός, dry; μύρον, ointment; γεν-, *Xeromyri*]. A hard, stiff ointment.

**Xeronosos** (zer-on'-o-sus) [ξηρός, dry; νόσος, disease]. A condition of dryness of the skin.

**Xerophagy** (zer-off'-aj-e) [ξηρός, dry; φαγῆν, to eat]. The use of dry or desiccated aliment.

**Xerophilous** (zer-off'-il-us) [ξηρός, dry; φίλεῖν, to love]. In biology, a term applied to plants which, like the cactuses, are adapted to dry regions.

**Xerophthalmia** (zer-off-thal'-me-ah) [ξηρός, dry; ὀφθαλμός, eye]. A dry and thickened condition of the conjunctiva, sometimes following chronic conjunctivitis or disease of the lacrymal apparatus.

**Xerophthalmos** (zer-off-thal'-mos). See *Xerophthalmia*.

**Xeroplasta** (zer-o-plas'-tah) [ξηρός, dry; πλάσσειν, to mold]. A group of diseased states, attended with defective secretion; it includes sterility, anuria, atrophy, marasmus, etc.

**Xerosis** (zer-o'-sis) [ξήρωσις, a dry state]. A dry condition. See *Xeroderma*. **X. of the Conjunctiva**. See *Xerophthalmia*. See *Bacillus of Xerosis epithelialis conjunctivæ*, in *Bacteria, Synonymatic Table of*.

**Xerostoma** (zer-os'-to-mah) [ξηρός, dry; στόμα, mouth]. Aptalism, or dry mouth.

**Xerostomia** (zer-o-sto'-me-ah) [ξηρός, dry; στόμα, mouth]. *Dry Mouth*. A rare condition of the mouth, in which the tongue is red, cracked, and dry; the buccal surfaces of the cheeks and the hard and the soft palate are also dry, and the mucous membrane becomes pale, smooth, and glistening. Speech is difficult, as is also swallowing. There appears to be no pathologic condition of the salivary glands. The disease occurs in women only, and usually after middle life.

**Xerotes** (zer-o'-tēz) [ξηρότης]. Dryness; dry habit of body.

**Xerotic** (zer-ot'-ik) [ξηρός, dry]. Characterized by xerosis; dry.

**Xerotribia, Xerotripsis** (zer-o-trib'-e-ah, zer-o-trip'-sis) [ξηρός, dry; τρίβειν, to rub]. Dry friction; a dry rubbing.

**Xiphicostal** (zif-ik-os'-tal) [ξίφος, sword; costa, rib]. Pertaining to the xiphoid cartilage and to the ribs.

**X. Ligament**, a ligament extending from the xiphoid cartilage to the cartilage of the eighth rib.

**Xiphihumeralis** (zif-e-hu-mer-a'-lis) [ξίφος, sword; humerus, humerus]. A muscle which in some animals passes from the xiphoid cartilage to the proximal end of the humerus.

**Xiphiplastral** (zif-ip-las'-tral) [ξίφος, sword; plastron]. Pertaining to the xiphiplastron.

**Xiphiplastron** (zif-ip-las'-tron) [ξίφος, a sword; plastron, a breast-plate; πλ., *Xiphiplastra*]. One of the paired posterior bony scutes of the plastron or breast-plate of a tortoise or turtle. Also called *Xiphisternum*.

**Xiphisternal** (zif-is-tur'-nal) [ξίφος, sword; στήρνον, breast-bone]. Pertaining to the xiphisternum.



- Xiphisternum** (zif-is-tur'-num) [ξίφος, sword; στέρνον, breast-bone: *pl.*, *Xiphisterna*]. In biology: (a) the most posterior of the sternal elements; the metasternum or ensiform cartilage. See *Xiphoid* and *Ensisisternum*. (b) See *Xiphiplastron*.
- Xiphodes** (zif-o'-déz) [ξίφος, sword; εἶδος, like]. Having the shape of a sword.
- Xiphodymus** (zif-od'-im-us) [ξίφος, sword; δίδυμος, double]. A syssomic monstrosity with united pelvic and thoracic cavities, two legs, and with an occasional rudimentary third leg.
- Xiphoid** (zif'-oid) [ξίφος, sword; εἶδος, like]. Ensiform; sword-shaped. **X. Appendix**, or **Process**, the third piece, or ensiform process, of the sternum; xiphisternum. It is cartilaginous in youth and osseous in mature age.
- Xiphoidian** (zif-oid'-e-an) [ξίφος, sword; εἶδος, like]. Belonging or pertaining to the ensiform cartilage.
- Xiphopagus** (zif-op'-ag-us) [ξίφος, sword; πάγος, fixed]. A monomphalic monstrosity united by the xiphoid cartilages or the epigastrium. The Siamese twins furnished an example.
- Xiphophyllous** (zif off'-il-us) [ξίφος, sword; φύλλον, leaf]. In biology, having sword-shaped leaves.
- X-Rays**, or **Röntgen Rays** (rent'-jen). The peculiar rays or ether-waves discovered by Professor Röntgen, of Würzburg. A vacuum-tube (called a Geissler, Hittorf, or Crooke tube) is used with two wires sealed through the glass, these being connected with the two poles of a battery. The rays from the cathode have a penetrating power through matter opaque to other ether-rays, and by their use photographs (skiagraphs, shadowgrams, etc.) may be taken of bones, metallic substances, etc., situated in the tissues, thus proving of great service in the diagnosis of fractures of bones, the location of foreign bodies, etc.
- Xylem** (zi'-lem) [ξύλον, wood]. In biology, that portion of the fibro-vascular bundle which contains ducts or tracheids.
- Xylic** (zi'-lik) [ξύλον, wood]. Pertaining to or derived from wood. **X. Acid**. See *Acid*.
- Xylidic Acid** (zi-lid'-ik). See *Acid*.
- Xylidin** (zi'll-id-in) [ξύλον, wood],  $C_8H_9NH_2$ . A methylated homologue of anilin, obtained from dimethylanilin. It serves for the preparation of red azodyestuffs. See *Pigments, Conspectus of*.
- Xylo-** (zi'-lo-) [ξύλον, wood]. A prefix to denote connection with or relation to wood.
- Xylobalsamum** (zi-lo-bal'-sam-um) [ξύλον, wood; βάλαμον, balsam]. The dried twigs of *Commiphora opobalsamum*, the balm of Gilead of Asia; also, a balsam extracted from the same. Unof.
- Xylocarp** (zi'-lo-kar-p) [ξύλον, wood; καρπός, fruit]. In biology, a hard, woody fruit.
- Xylocarpous** (zi-lo-kar'-pus) [ξύλον, wood; καρπός, fruit]. Having woody or hard fruit.
- Xylogene** (zi'-lo-jen) [ξύλον, wood; γεννάν, to produce]. A woody substance found in vegetable cell-walls.
- Xyloid** (zi'-loid) [ξύλον, wood; εἶδος, resemblance]. Resembling or having the nature of wood; ligneous.
- Xyloidin** (zi-loi'-din) [ξύλον, wood; εἶδος, form],  $C_6H_9NO_7$ . A white, inflammable, pulverulent substance described by Braconnet (1833) and obtained by the action of concentrated nitric acid upon starch or various forms of woody fiber. Also called *Xylidin*.
- Xylol** (zi'-lol) [ξύλον, wood; oleum, oil],  $C_8H_{10}$ . Dimethyl benzene. A volatile hydrocarbon somewhat resembling benzol. It has proved serviceable in smallpox. Dose miiij-x. **X.-balsam**, Canada balsam dissolved in xylol. For its uses in microscopy, see *Mounting-media*.
- Xyloma** (zi'-lo'-mah) [ξύλον, wood; *pl.*, *Xylomata*]. In biology, a sclerotoid, spore-producing body of certain fungi (*Polystigma* and *Ascomycetes*).
- Xylon** (zi'-lon) [ξύλον, wood]. 1. Wood. 2. The cotton plant. 3. A substance identical with wood-cellulose.
- Xylonite** (zi'-lon-ít). Same as *Zylonite*. See *Celluloid*.
- Xylophagous** (zi-loff'-ag-us) [ξύλον, wood; φαγεῖν, to eat]. Wood-eating.
- Xyloquinone** (zi-lo-quin'-on) [ξύλον, wood; quinone],  $C_6H_2(CH_3)_2O_2$ . A yellow, crystalline substance occurring in three isomeric forms.
- Xylose** (zi'-lōz) [ξύλον, wood],  $C_5H_{10}O_5$ . One of the glucoses, alloisomeric with arabinose. It is obtained by boiling wood-gum (beechwood, jute, etc.) with dilute acids. See *Carbohydrates, Table of*.
- Xylostein** (zi-lost'-te-in) [ξύλον, wood; στέον, bone]. An indifferent, bitter substance obtained from the berries of *Lonicera xylosteum* by Hälschmann.
- Xylotherapy** (zi-lo-ther'-ap-e) [ξύλον, wood; θεραπεία, therapy]. Medical treatment by the application of certain woods.
- Xylotomous** (zi-lot'-o-mus) [ξύλον, wood; τέμνειν, to cut]. Wood-cutting, as an insect.
- Xysma** (zi'-mah) [ξύσμα, scrapings: *pl.*, *Xysmata*]. The fragmentary and flocculent pseudomembrane seen in the stools in some cases of diarrhea.
- Xyster** (zis'-ter) [ξύστηρ, a rasp]. A surgeon's rasp, or scraping instrument.

## Y

- Y**, the chemic symbol of *Yttrium*. **Y-Ligament**, the ilio-femoral ligament. See *Ligament*.
- Yabin** (yab'-in). An amorphous, bitter alkaloid obtained from the bark of *Andira excelsa*.
- Yam**. The esculent root of several species of *Dioscorea*; also, incorrectly, a coarse variety of the sweet potato.
- Wild Yam**. See *Dioscorea*.
- Yang-tasi** (yang-ta'-se) [Chinese]. A gelatinous substance employed in China and Japan in cookery. It is obtained from the alga *Laurencia papillosa* (*Tunsh-wai*).
- Yaourt** (yowurt) [Turk.]. An oriental, fermented drink prepared from milk. See *Koumiss, Kephyr, Leban, Matzoon, Galactozyme*.
- Yapon** (yav'-pon). See *Yaupon*.
- Yard** [ME., yerd, yard]. Membrum virile; penis.
- Y.-sitting**, in *massage*, sitting with the arms stretched out laterally and horizontally. **Y.-walk**, in physical culture, a mode of progression with the arms extended laterally.
- Yarrow** (yar'-o). See *Achillea*.
- Yaupon** (yav'-pon) [*Am. Ind.*]. The *Ilex vomitoria*, a shrub or tree of the Southern U. S. Its leaves are purgative and emetic; called also *cassena*. Unof. **Y.-tree**. See *Cassena*.
- Yava-skin** (yav'-ah-skin). Same as *Elephantiasis*.
- Yaw**. [African, yaw, a raspberry.] A frambesia sore.
- Y.-weed**. A West Indian shrub, *Morinda royoc*; used as a remedy for yaws.
- Yawey** (yav'-e) [African, yaw, a raspberry]. Pertaining to or affected with yaws.
- Yawn** [ME., zanon, to yawn]. To gape, to open the mouth wide.
- Yawning** (yaw'-ning). See *Oscitation, Pandiculation*.

**Yaws** (*yawz*). See *Frambesia*. **Y.**, **Ringworm**, a variety of yaws in which the nodules form rings around the eyes, nose, mouth, or anus.

**Yeast** (*yēst*) [ME., *zeest*, yeast]. The name applied to any of the various species of fungi of the genus *Saccharomyces*. It is best known as a ferment thriving in saccharine solutions, breaking up the sugar molecule into carbon dioxide and alcohol. In domestic economy, it is used in leavening bread, the porosity of the latter being due to the escaping carbon dioxide. It is also the essential principle in alcoholic fermentation. In medicine, it has proved of value as an application to foul ulcers and as an internal remedy in putrid fevers. "Of great theoretical interest are some recent researches of Hensen's which open out great possibilities in the future. In these investigations he has found that it is possible to produce artificial varieties of yeast, the acquired properties being transmitted from one generation to another, apparently indefinitely; it is obvious that we have here the beginning, on a microscopic scale, of practices which have long been carried out on the higher plants in floriculture." (Frankland.) **Y.**, **Beer**, the ferment used in brewing beer. It is a more or less pure culture of the *saccharomyces cerevisiae*. **Y.**, **Bottom**, yeast found at the bottom of a chilled fermentation. **Y.-cakes**, cakes made of yeast which has been washed, dried, and pressed. **Y.**, **German**, a mixture of beer-yeast and dry starch, used for baking purposes. **Y.-plant**, the *saccharomyces*. **Y.-poultice**, a fermenting poultice containing yeast. **Y.**, **Top**, the yeast found on the surface of fermenting liquids.

**Yelk** (*yelk*) [a variety of *yolk*]. See *Yolk*.

**Yellow** (*yell-o*) [ME., *yelow*, yellow]. A compound color of the spectrum. **Y. Atrophy of the Liver**, malignant jaundice; acute yellow atrophy of the liver. See under *Icterus*. **Y. Body**, the *Corpus luteum*, *q. v.* **Y. Carmin**. See *Pigments*, *Conspicuous of*. **Y. Cartilage**. See *Cartilage*, *Reticular*. **Y. Cells**, peculiar cells in the *Actinæ*, which give the spectrum of *Chlorofucin*. Cf. *Chlorophore*, *Chloroplast*. **Y.-crowned**, having the top of the head yellow. **Y. Disease**, hemorrhagic malarial fever. **Y. Dock**. See *Rumex*. **Y. Fever**. See *Fever*. **Y. Jack**, a popular name for *Yellow Fever*, *q. v.* **Y. Jasmine**. See *Gelsemium*. **Y.-root**. See *Xanthorrhiza*. **Y.-shafted**, having the shafts of certain feathers yellow. **Y.-shouldered**, having the bend of the wing yellow. **Y. Spot**. See *Macula lutea*. **Y. Spot of Sæmmering**. See *Sæmmering*. **Y.-vented**, having the vent-feathers yellow. **Y. Wash**, a lotion consisting of hydrarg. oxychlorid gr. ij, liquor calcis ʒj.

**Yellows** (*yell'-oz*). See *Jaundice*.

**Yerba** (*yer'-bah*) [Sp.]. An herb. **Y. buena**. See *Micromeria*. **Y. mansa**, the root of *Amenopsis californica*, stimulant, astringent, and tonic. It is employed in California and Arizona for malarial disorders. Dose of the fld. ext. ʒxv-ʒj. Unof. **Y. reuma**, the herb, *Frankenia grandifolia*, common in California. It is astringent and is recommended in catarrhal affections of the urinary tract. Dose of the fld. ext. ʒx-xx. Unof. See *Frankenia*. **Y. sagrada**. See *Lantana brasiliensis*. **Y. santa**. See *Eriodictyon*.

**Yerbin** (*yer'-bin*) [Sp., *yerba*, herb]. Caffein obtained from *Ilex paraguayensis*.

**Yew** (*u*). See *Taxus*.

**Ylang-Ylang** (*el'-lang-el'-lang*) [E. Ind.]. A tree of the E. Indian islands, *Cananga odorata*. Its flowers afford a fragrant oil.

**Yok** [Eng. colloq.]. The grease obtained from wool.

**Yoke-bone**. The malar bone.

**Yolk** [also *yelk*; AS., *geolea*, yolk, the yellow part]. Popularly applied to the yellow portion of the hen's egg as distinguished from the white. In biology, the term yolk has no exact meaning, being sometimes used to designate the *Deutoplasm*, *q. v.*, alone, while at other times the entire ovum proper is indicated. See under *Ovum*. See also *Yelk* and *Vitellum*. **Y.**, **Accessory**, **Food**, **Nutritive**, **Subordinate**, or **Supplemental**. See *Nutritive Vitellus*. **Y.-cleavage**, segmentation of the vitellus. **Y.-duct**, the vitelline duct. See under *Duct*. **Y.-food**. See *Deutoplasm*. Cf. *Ovum*. **Y.**, **Formative**, the active, living portion of the protoplasm of an ovum, with the nucleus it encloses; a whitish disc situated at the animal pole of an ovum, and which undergoes segmentation and enters directly into the formation of the embryo. Cf. *Germinal Disc*, *Cicatricula*, *Discus proligerus*. Also called the *Tread*, *Narbe*, *Hahnentritt*. **Y.-grains**, granules of nutritive substance (*deutoplasm*) directly produced by the egg-cell itself. **Y.-sac**, the larger of the two globes formed by the blastodermic membrane in the early development of the embryo. **Y.-segmentation**. Same as *Y.-cleavage*. **Y.-skin**, the vitelline membrane. **Y.**, **Yellow**, the yellow mass centrally located. **Y.**, **White**, the albuminous white of the egg. **Y. of Wool**. See *Suint*.

**Young** (*yung*) [ME., *yong*, young]. Being in the first or early stage of life. Not long born.

**Young's Rule**. A rule of dosage. Add 12 to the age and divide the result by the age, to get the denominator of the fraction, the numerator of which is 1.

**Young-Helmholtz Theory**. See *Color-sensation*.

**Youngling** (*yung'-ling*) [ME., *yongling*]. A young person.

**Youpon** (*yu'-pon*). See *Yaupon*.

**Youth** (*āth*) [ME., *youthe*, youth]. The period between childhood and manhood.

**Ypsiliform** (*ip'-sil'-if-orm*) [*ὑψίλον*, *upsilon*; *forma*, form]. Shaped like the Greek letter *Y*, *upsilon*. **Hypsiliform**. **Y. Figure**, a peculiar figure seen in the development of certain eggs, as that of *Ascaris megalocephala*.

**Ytterbium** (*it-tur'-be-um*) [*Ytterby*, in Sweden]. A metal, not yet isolated, having the symbol Yb and an atomic weight of 173.01. See *Elements*, *Table of*.

**Yttrium** (*it'-re-um*) [*Ytterby*, in Sweden]. Symbol Y, at. wt. 89. A rare metallic element of the cerium group. See *Elements*, *Table of*.

**Yucca** (*yuk'-ah*) [A. Ind.]. A genus of liliaceous plants. **Y. filamentosa**, Adam's needle, of the Southern U. S., is diuretic. Its tincture is employed in urethritis. Unof.

**Yupon** (*yu'-pon*). See *Yaupon*.

**Yzquierdo's Bacillus**. See *Verruga peruana*.



## Z

**Zalambdodont** (*za-lam'-do-dont*) [*ζα*, intensive; *λᾱμβδᾱ*, the letter *λ*; *δδῶς*, tooth]. In biology, having short molar teeth with one V-shaped ridge.

**Zalefski's Method.** For ascertaining the presence of iron compounds in the liver or other tissues. The tissues are treated in bulk instead of in separate sections. The methods are as follows: (a) *Ammonium-sulphid Method.* (1) The pieces of tissue are left in 65 per cent. alcohol for twenty-four hours. (2) They are then hardened for twenty-four hours in 96 per cent. alcohol, to which a few drops of strong, yellow ammonium sulphid have been added. They must be shaken up from time to time. (3) They are next hardened in absolute alcohol, to which several drops of ammonium sulphid are added. (4) They may then be cut. The alcohol should completely fill the bottle; corks must not be used, because they give an iron reaction with ammonium sulphid. (b) *Potassium-ferrocyanid Method.* (1) The pieces are left in 65 per cent. alcohol for twenty-four hours. (2) They are then placed for two or three days in a 1 per cent. solution of potassium ferrocyanid in 96 per cent. alcohol. (3) They are then kept in a 1 per cent. solution of potassium ferrocyanid in 65 per cent. alcohol. (4) They are now placed in 1 or 2 per cent. acid alcohol (alcohol, 96 per cent.) for two or three days. (5) The sections may then be cut and may afterward be stained in carmin. Treatment with 65 per cent. alcohol (as in 3) is employed to aid the penetration of the acid used subsequently. For *ferrous* compounds potassium ferrocyanid may be similarly used.

**Zamia** (*za'-me-ah*) [L.]. A genus of cycadaceous plants. *Z. integrifolia*, of Florida, and some West Indian species, afford a kind of sago, known incorrectly as arrowroot.

**Zanaloin** (*za-nal'-o-in*) [*Zanzibar*; *ἀλῶν*, aloes]. The aloin derived from Zanzibar aloes.

**Zante Currants** (*zan'-te-kur'-ants*). See *Uva passie minores*.

**Zaraath** (*za'-ra-ath*) [Heb.]. The Hebrew term for *Leprosy*.

**Zaratham** (*zar-ath'-an*). Scirrhous hardening of the breast.

**Zea** (*ze'-ah*) [*ζέα*, a sort of grain]. A genus of grasses. *Z. mays*, Maize, Indian Corn. The stigmata of maize or "corn silk" (*Stigmata maydis*) have an active principle thought to be an organic (maizenic) acid. It is a mild diuretic, used with success in incontinence of urine and rheumatism. Dose of the fld. ext. ʒj-ij. All unof.

**Zedoary** (*zed'-o-a-re*). An East Indian drug or spice, the rhizome of *Curcuma zedoaria* and *C. aromatica*. It resembles ginger, but is less agreeable, and is not much used in medicine. Unof.

**Zein** (*ze'-in*) [*ζέα*, maize]. A yellowish, soft, insipid proteid obtained from maize.

**Zeismus** (*ze-iz'-mus*) [*ζέα*, a sort of grain]. Pellagra caused by a diet of maize.

**Zeiss's Glands.** See *Gland*.

**Zeissian Sty.** See *Hordeolum*.

**Zelotypia** (*zel'-o-tip'-e-a*) [*ζήλος*, zeal; *τύπτειν*, to strike]. Morbid or monomaniacal zeal in any pursuit.

**Zelotypic** (*zel'-o-tip'-ik*) [*ζήλος*, zeal; *τύπτειν*, to strike]. Characterized by or pertaining to zelotypia.

**Zenker's Degeneration.** A peculiar form of degeneration of the muscular fibers of the body, by which they are rendered extremely brittle, so that they readily give way if the muscle be forcibly contracted. This

degeneration is liable to occur in cases of continued or high fever, and is not uncommon in typhoid fever. See *Degeneration*, and *Signs and Symptoms*, *Table of*.

**Zenkerism** (*zen'-ker-izm*) [after *Zenker*, an anatomist]. The condition of Zenker's degeneration.

**Zeorine** (*ze'-o-rin*) [*zeora*, a genus of lichens]. In biology, denoting, in lichens, an apothecium in which a proper exciple is inclosed in the thalline exciple.

**Zeoscope** (*ze'-o-skōp*) [*ζέειν*, to boil; *σκοπεῖν*, to view]. An apparatus for determining the alcoholic strength of a liquid by means of its boiling-point.

**Zero** (*ze'-ro*) [origin obscure]. Any character denoting absence of quantity. In physics, the point from which thermometers are graduated. **Z.**, **Natural**, the temperature to which the earth would fall were the heat of the sun withdrawn entirely.

**Zerumbet** (*ze-run'-bet*) [E. Ind.]. An E. Indian drug or spice, by some asserted to be the same as cassimuniar; probably the rhizome of *Zingiber zerumbet*. It resembles ginger; little used. Unof.

**Zest** [OF., *zeste*, one of the partitions which divide the kernel of a walnut]. The expressed oil of the peel of the orange or lemon.

**Zestocausis** (*zes-to-kau'-zis*) [*ζεστός*, boiling; *καίειν*, to burn]. Cauterization with instruments heated by steam.

**Zestolusia** (*zes-to-lu'-ze-ah*) [*ζεστός*, boiling hot; *λοιεῖν*, to wash]. Washing with boiling or nearly boiling water.

**Zeugite** (*ze'-git*). See *Zygite*.

**Zibet** (*zib'-et*) [*zibethum*; *gen.*, *Zibethi*]. A variety of civet produced by *Viverra zibetha*, an animal of S. E. Asia. It was formerly used as a substitute for musk.

**Zimb** (*zim*) [Ar., *zimb*, a fly]. See *Glossina morsitans* and *Pangonia*, under *Parasites (Animal)*, *Table of*.

**Zimmermann, Elementary Particles, or Corpuscles of.** Minute, colorless, highly refractive particles encountered floating in the liquor sanguinis; blood-plates. Cf. *Granules of Max Schultz*.

**Zimocca Sponge** (*zi-mok'-ah*). A sponge of fine grade, *Euspongia zimocca*.

**Zinalin** (*zin'-al-in*),  $C_{20}H_{16}N_2O_8$ . A yellow coloring-matter obtained from anilin by the action of nitrous acid.

**Zinc**, **Zincum** (*zingk*, *zingk'-um*) [L.: *gen.*, *Zinci*].  $Zn = 64.9$ ; quantivalence II. A metallic element with a lead-like luster. It is represented in medicine by several of its salts, all of which are more or less poisonous. In small doses it is tonic and astringent; in larger quantities, a strong emetic. It is used mainly in the form of lotions in conjunctivitis, in various catarrhs, and certain skin-diseases. See *Elements*, *Table of*. **Z.**, **acetate**,  $Zn(C_2H_3O_2)_2 \cdot 3H_2O$ . Dose, internally, gr.  $\frac{1}{2}$ -ij; as lotion, gr. ij to ʒj of water. **Z.**, **Aërated**. See *Zinc Carbonate*. **Z. bromidum**,  $ZnBr_2$ , zinc bromid. Dose gr.  $\frac{1}{2}$  to ij. **Z.**, **Butter of**. See *Z. Chlorid*. **Z. carbonas præcipitat.**,  $(ZnCO_3)_2 \cdot 3Zn(HO)_2$ , dusted over wounds as a protection. **Z. Carbonate**. See *Pigments*, *Conspectus of*. **Z. chloridum**,  $ZnCl_2$ , tonic and escharotic. Dose, internally, gr. iv-vij of a ʒ ss to ʒ iij solution in spt. ætheris; as a collyrium, gr. j-ij to ʒj of water. **Z. Chloridum**, *Liq.*,  $\frac{1}{2}$  to 1 per cent. in strength. **Z.-colic**. See *Colic*. **Z.**, **Flowers of**. See *Z. Oxid*. **Z.-green**. See *Pigments*, *Conspectus of*. **Z. iodidum**,  $ZnI_2$ . Dose gr. ss-ij. **Z. lactas**,  $Zn_2C_3H_4O_3$ . Used in epilepsy. Dose gr. ij-x. **Z. oleat.**, *Ung.* (B.P.), oleate of zinc and soft paraffin. **Z. oxidum**,  $ZnO$ . Dose gr. j-x. **Z. oxidum**, *Ung.*, 20 per cent. in benzoinated lard. **Z. oxychloridum**, a dental filling-

material composed of powdered oxid of zinc, and fluid chlorid of zinc. **Z. Oxyphosphate**, a dental filling-material which is a basic compound of zinc with phosphoric acid, and is made by adding a syrupy solution of glacial phosphoric acid to calcined oxid of zinc. **Z. Phosphate**, this dental filling-material consists of a powder—the calcined and pulverized oxid of zinc, and a fluid or crystals—glacial phosphoric acid. **Z. Phosphid**,  $\text{Zn}_3\text{P}_2$ . A nerve-stimulant in spinal irritation. Dose gr.  $\frac{1}{16}$ — $\frac{1}{4}$ . **Z., Sea-salt of**. See *Z. Chlorid*. **Z.-spar**. See *Calamin*. **Z. Sulphas**,  $\text{ZnSO}_4 \cdot 7\text{H}_2\text{O}$ . Dose, as tonic and astringent, gr.  $\frac{1}{10}$ —ij; as emetic, gr. x—xxx. **Z. Sulphid, Hydrated**, a white preparation of zinc useful in chronic eczema, psoriasis, and other diseases when the skin needs stimulation. It is used externally in ointments; internally, in pills, each containing six grains of the sulphid. **Z. sulphocarbolas**,  $\text{Zn}(\text{C}_6\text{H}_5\text{SO}_4)_2 \cdot \text{H}_2\text{O}$ , an intestinal antiseptic. Dose gr. x—xv. **Z. valerianas**,  $\text{Zn}(\text{C}_3\text{H}_9\text{O}_2)_2 \cdot 2\text{H}_2\text{O}$ , useful in neurasthenic conditions. Dose, gr.  $\frac{1}{10}$ —ij. See, also, *Allen's Test*. **Z.-white**, commercial oxid of zinc. **Z.-yellow**, basic zinc chromate. See *Pigments, Conspectus of*.

**Zinciber** (zín'-sib-er). Same as *Zingiber*.

**Zincic** (zing'-ik) [*zincum*, zinc]. Containing or pertaining to zinc.

**Zincolith** (zingk'-o-lith). See *Pigments, Conspectus of*.

**Zingiber** (zín'-jib-er) [*zingiβeris*, ginger]. Ginger. The rhizome of *Z. officinale*. Its properties are due to an oleo-resin. It is a stimulant and carminative, and is excellent to relieve flatulence, to correct the griping of purgatives, and as a flavoring adjuvant. **Z., Fld. Ext.** Dose  $\text{m} \times$ — $\overline{3}$  ss. **Z., Oleoresina**, extracted by ether. Dose  $\text{m} \frac{1}{2}$ —ij. **Z., Syr.**, 2 per cent. of the fld. ext. in syrup. Dose  $\overline{3}$  ss—ij. **Z., Tinct.**, 20 per cent. Dose  $\text{m} \times$ — $\overline{3}$  ij. **Z., Tinct., Fortior** (B. P.) Dose  $\text{m} \times$ —xx. **Z., Troch.**, each contains gr. ij of the tinct., with tragacanth, sugar, etc.

**Zinn, Ligament of**. See *Ligament*. **Z.'s Corona**, an arterial plexus about the optic nerve, in the sclerotic. **Z.'s Membrane**. See *Zonule of Zinn*. **Z., Zone or Zonule of**. See *Zonule*.

**Zirconium** (zir'-kól-ne-um) [Pers., *zargān*, gold-colored]. A chemic element (symbol Zr; at. wt., 89.6), resembling titanium and silicon, and soluble in aqua regia and in hydrofluoric acid. It is obtained from a mineral called zircon. See *Elements, Table of*.

**Zittman's Decoction**. A drink for old, obstinate cases of syphilis. It is constituted as follows: R. Sarsaparilla, cut, 12½ ounces; water 325 Troy ounces. Digest for 24 hours, and add alum and sugar each 6 drams, enclosed in a linen rag. Heat in a steam bath in a covered vessel for 3 hours, adding, toward the close, anise and fennel each 4 drams, senna 3 ounces, liquorice-root 1½ ounces. Express, strain, and after several hours decant. It should weigh 312 Troy ounces. Put aside as a strong decoction. A weaker decoction is made from the dregs.

**Zizyphus** (zi'-if-us) [*ζίζυφος*, the jujube-tree]. A genus of rhamnaceous plants. See *Jujube*.

**Zoadula** (zo-ad'-u-lah) [*ζωή*, life; *pl.*, *Zoadulæ*]. In biology, one of the locomotive spores of certain *Alge* (*Conferve*). See *Zoöspore*.

**Zoamylín** (zo-am'-il-in). See *Glycogen*.

**Zoanthodeme** (zo-an'-tho-dēm) [*ζών*, animal; *άνθος*, a flower; *δέμα*, a bundle]. In biology, the compound organism produced by the budding of an actinozoan polyp.

**Zoanthodemí** (zo-an'-tho-dent'-ik) [*ζών*, animal; *άνθος*, a flower; *δέμα*, a bundle]. Pertaining to a zoanthodeme.

**Zoanthropic** (zo-an'-thro-p'-ik) [*ζών*, animal; *άνθρωπος*, man]. Of the nature of, or relating to zoanthropy.

**Zoanthropy** (zo-an'-thro-pe) [*ζών*, animal; *άνθρωπος*, a man]. A form of monomania in which the person affected imagines himself transformed into an animal, or inhabited by, or subject to the obsession of some animal.

**Zoarial** (zo-a'-re-al) [*ζωάριον*, dim. of *ζών*, animal]. Pertaining to a zoarium.

**Zoarium** (zo-a'-re-um) [*ζωάριον*, dim. of *ζών*, an animal; *pl.* *Zoaria*]. In biology, the composite structure formed by repeated gemmation in the *Polyzoa*.

**Zodiophilous** (zo-de-off'-il-us) [*ζωδιον*, dim. of *ζών*, animal; *φιλεῖν*, love]. In biology, applied to plants which are frequented by animals and pollinated by their agency. Cf. *Anemophilous*, *Hydrophilous*, *Anthophilous*.

**Zoea, Zoëa** (zo-e'-ah) [*ζών*, animal; *pl.*, *Zoeae*, *zoæe*]. In biology, the developmental stage in which the larvæ of most of the *Decapoda* leave the egg. It is characterized by the presence of a large cephalothoracic shield, caudal segments well developed but without appendages, tail forked, six posterior thoracic segments rudimentary or non-existent, and seven anterior pairs of appendages. Cf. *Nauplius*, *Megalops*.

**Zoeal** (zo-e'-al) [*ζών*, animal]. Pertaining to a zoea.

**Zoecial** (zo-e'-she-al) [*ζών*, animal; *οἰκία*, house]. Pertaining to a zoecium.

**Zoecium, Zoëcium** (zo-e'-se-um) [*ζών*, animal; *οἰκία*, house; *pl.*, *Zoecia*]. In biology, the chamber in which the polyp is lodged in *Polyzoa*; the *Cystid* of Nitsche and the *Brutkapsel* of Reichert.

**Zoeform** (zo'-e-form) [*ζών*, animal; *forma*, form]. Having the form of a zoea.

**Zoether** (zo-e'-ther) [*ζωή*, life; *αἴθρ*, upper air]. Same as *Protyl*.

**Zoetic** (zo-e'-ik) [*ζωή*, life]. Vital.

**Zoetrope** (zo'-e-trōp) [*ζωή*, life; *τρέπειν*, to turn]. An instrument that by the revolution of a series of pictures before the eye gives the appearance of a person or animal in motion, the pictures successively representing single phases of a compound act. Called, also, a *phanakistoscope*.

**Zoiatria** (zō-e-a'-tre-ah) [*ζών*, animal; *ιατρεία*, medical treatment]. The art and science of veterinary surgery.

**Zoiatrics** (zo-i-at'-riks). See *Zoiatria*.

**Zoic** (zo'-ik) [*ζωικός*, of animals]. In biology, of or pertaining to living organisms; relating especially to animal life.


**Zoidin** (zo'-id-in). See *Glairin*.

**Zoism** (zo'-izm) [*ζωή*, life]. The doctrine or theory that life is the manifestation of the operations of a peculiar vital principle; the doctrine of vital force.

**Zoistic** (zo-is'-tik) [*ζωή*, life]. Pertaining to animal life; vitalistic.

**Zöllner's Lines**. A device to illustrate false estimates of direction or parallelism by intersecting lines crossing parallel lines at a certain angle.

**Zona** (zo'-nah) [*gen.* and *pl.*, *Zonæ*]. 1. A zone; a belt or girdle. A name given to certain spaces traversing the cortical envelop of the kidney, as *Z. glomerosa*, *Z. fasciculata*, *Z. reticularis*, etc. 2. Herpes zoster. *Z. alba*, the white zone of the eyeball. *Z. arcuata*, the inner zone of the basilar



ZÖLLNER'S LINES.



membrane extending from the lower edge of the spiral groove of the cochlea to the external edge of the base of the outer rods of Corti. **Z. cartilaginea**, the limbus of the spiral lamina. **Z. choriacea**. Same as *Z. cartilaginea*. **Z. ciliaris**, the ciliary zone, or ciliary processes collectively; the zone of Zinn, or the suspensory ligament of the crystalline lens; a radially plicated modified anterior continuation of the hyaloid membrane of the vitreous body (*Piersol*). **Z. denticulata**, the inner zone of the basilar membrane, together with the limbus of the spiral lamina. **Z. fasciculata**, the central portion of the cortex of the suprarenal capsule, composed of tube-like transverse bands. **Z. ganglionaris**, a collection of gray matter on the filaments of the cochlear branch of the auditory nerve. **Z. glomerulosa**, a zone of the cortical portion of the suprarenal capsule, which has a net-like appearance on section, situated near the surface of the organ. **Z. ignea**. Synonym of *Herpes zoster*. **Z. incerta**. See *Regio subthalamica*. **Z. lævis**. Same as *Z. arcuata*. **Z. mediana**. Same as *Z. cartilaginea*. **Z. nervea**. Same as *Z. arcuata*. **Z. orbicularis**, a thickening of the capsular ligament around the acetabulum. **Z. pectinata**, the outer zone of the basilar membrane, extending from the rods of Corti to the spiral ligament. **Z. pellucida**, the thick, solid, elastic envelop of the ovum, corresponding to the cell-wall of a cell. It is also called the vitelline membrane. It contains the *vitellus* or yolk, corresponding to the cell-contents of the cell; the *Germinal Vesicle* (corresponding to the nucleus of the cell), which last contains the *Germinal Spot*, corresponding to the cell-nucleolus. **Z. perforata**, the lower edge of the spiral groove of the cochlea. **Z. perforata of the Cochlea**, the inner and perforated division of the lamina spiralis membranacea. **Z. radiata**, the zona pellucida when the radiating pore-canals are very distinct. **Z. repens**. Same as *Herpes zoster*. **Z., reticularis**: 1. The portion of the cortex of the suprarenal capsule next to the medullary portion. Here the spaces formed by the transverse bands are of small extent. 2. The inner layer of the cortical portion of the suprarenal body. **Z. serpiginosa**. Synonym of *Herpes zoster*. **Z. spongiosa**, the extreme dorsal tip of the posterior horn of the gray matter of the spinal cord. **Z. tecta**, the inner part of the lamina spiralis membranacea covered by the organ of Corti. **Z. tendinosa**, a fibrous ring situated at each auriculo-ventricular opening in the heart. **Z. valsalsvæ**, the membranous spiral lamina of the cochlea. **Z. vasculosa**, the medullary substance of the Graafian vesicles. **Z. volatica**. Same as *Herpes zoster*.

**Zonæsthesia** (*zôn-es-the'-ze-ah*). See *Zonesthesia*.

**Zonal** (*zô'-nal*) [*zona*, zone]. Pertaining to a zone, or to the disease called zona. In biology, or of pertaining to the subdivisions of an articulate or annulose animal.

**Zonary** (*zô'-nar-e*) [*zona*, zone]. Characterized by or pertaining to a zone. **Z. Fauna**, Hæckel's name for the intermediate pelagic fauna discovered by Murray to inhabit the zones of different depths of the ocean between the surface and the deep-sea bottom. **Z. Placenta**. See *Placenta*.

**Zonate** (*zô'-nât*) [*zona*, a zone]. In biology, girdled or ringed; marked with concentric bands.

**Zone** (*zôn*) [*zona*, a band]. See *Zona*. **Z., An-electrotonic**. See *Z., Polar*. **Z., Cervical**, the lowest fourth of the internal surface of the uterus. **Z., Ciliary**. See *Zonula ciliaris*. **Z., Epileptic**, a tract of the integument irritation of which may give rise to an epileptic attack. **Z. of Haller**. Same as *Z. of Zinn*. **Z., Hepatic**. See *Hepatic*. **Z., Hyperesthetic**, a

zone of the integument characterized by exalted sensibility. **Z., Hysteroepileptogenous**, **Z., Hystero-genic**, hyperesthetic areas in hysteric persons, where pressure on the one hand calls forth well-marked phenomena of hysteria, such as convulsions, or catalepsy, or on the other hand checks an attack that is in progress. The ovarian region and areas near the mamma are hystero-genic zones. **Z., Internal, of the Lenticular Nucleus**, a zone connected by transverse white fibers with the internal capsule. **Z., Katelectrotonic**. See *Z., Peripolar*. **Z., Lissauer's**. Same as *Lissauer's Tract*. **Z., Ophthalmic**. See *Herpes*. **Z., Peripolar**, a term proposed for the zone or region surrounding the polar zone on the body of a patient undergoing electrotherapeutic treatment. **Z., Placental**, that portion of the uterus to which the placenta is attached. **Z., Polar**, a term proposed for the zone or region surrounding the therapeutic electrode applied to the human body for electric treatment.

**Zonesthesia** (*zo-nēs-the'-ze-ah*) [*ζώνη*, a belt; *αἴσθησις*, sensation]. Perverted feeling in which there is a sense as of a cincture, or halter, or constriction about a part; also called *Strangæsthesia* and *girdle-sensation*.

**Zonociliate** (*zo-no-sil'-e-ât*) [*zona*, zone; *cilium*, eyelid]. In biology, characterized by a circlet or zone of cilia.

**Zonolimnetic** (*zo-no-lim-nel'-ik*) [*ζώνη*, a belt; *λίμνήτης*, living in marshes]. In biology, applied to such freshwater or limnetic organisms as are limited to certain depths, as distinguished from *autolimnetic* (living only at the surface), and *bathylimnetic* (dwellers in deep waters).

**Zonoplacental** (*zo-no-plas-en'-tal*) [*ζώνη*, girdle; *placenta*]. Having a zonary deciduate placenta.

**Zonula** (*zô'-nu-lah*) [*zonula*, dim. of *zona*, zone]. A little zone or belt. **Z. ciliaris**. See *Zona ciliaris*.

**Zonular** (*zô'-nu-lar*) [*zonula*, a little zone]. Pertaining to or of the character of a zonula, or a zone. **Z. Cataract**. See *Cataract*.

**Zonule** (*zôn'-ul*) [*zonula*, a little zone]. A small zone. **Z. of Zinn**, the suspensory ligament of the crystalline lens of the eye. See *Ligament*.

**Zonulet** (*zô'-nu-let*) [*zonula*, zonule]. A little zone.

**Zoo-** (*zô'-o*) [*ζῷον*, an animal]. A prefix to denote connection with or relation to animal life.

**Zoo-amylin** (*zo-o-am'-il-in*) [*ζῷον*, an animal; *amylinum*, starch]. Glycogen; amyloid.

**Zoo-amyllum** (*zo-o-am'-il-um*). See *Paramylum*.

**Zoobic**, **Zoobiology** (*zo-o'-bik zo-o-bi-ol'-o-gy*) [*ζῷον*, animal; *βίος*, life; *λόγος*, science]. In biology, terms employed indifferently by Ducrotay de Blainville to express the internal phenomena of the organism in their relation to external conditions.

**Zoobiotism** (*zo-o-bi'-ot-izm*) [*ζῷον*, animal; *βίος*, life]. Same as *Biotics*.

**Zooblast** (*zô'-o-blast*) [*ζῷον*, animal; *βλαστός*, germ]. In biology, an animal cell.

**Zoocarp** (*zô'-o-karp*) [*ζῷον*, animal; *καρπός*, fruit]. See *Zoospore*.

**Zoocaulon** (*zo-o-kau'-lon*) [*ζῷον*, animal; *κωνίλος*, stem, stalk]. In biology, the branching stalk of certain colonial infusorians.

**Zoochemia** (*zo-o-ke'-me-ah*) [*ζῷον*, an animal; *χημεία*, chemistry]. The chemistry of animal life and tissues. Biochemistry.

**Zoochlorella**, (*zo-o-klo-rel'-ah*) [*ζῷον*, animal; *χλωρίς*, pale-green: *pl.*, *Zoochlorellæ*]. In biology, one of the green granules found in certain invertebrates, e.g., *Hydra viridis*, *Euglena*, *Stentor*. Cf. *Zooxanthella*.

**Zoo-currents**, or **Zoorema** (*zo-o-kur'-ents*, *zo-o-rr'-mah*) [*ζῷον*, animal; *ρεύμα*, current]. In biology, local

planktonic streams or very crowded animal roads in the sea. They occur in the open ocean, as well as on the coast, and are especially pronounced at Messina and at Lanzarote.

**Zoocyst** (zo'-o-sist) [ζῳον, animal; κύστις, bladder]. In biology, an encysted organism which gives rise to zoospores.

**Zoocystic** (zo-o-sis'-tik) [ζῳον, animal; κύστις, cyst]. Pertaining to a zoocyst.

**Zoocytial** (zo-o-sit'-e-al) [ζῳον, animal; κύτος, cavity]. Pertaining to a zoocytium.

**Zoocytium** (zo-o-sit'-e-um) [ζῳον, animal; κύτος, cavity: *pl.*, *Zoocytia*]. In biology, the gelatinous matrix secreted by certain colonial infusorians.

**Zoodendrial** (zo-o-den'-dre-al) [ζῳον, animal; δένδρον, tree]. Pertaining to a zoodendrium.

**Zoodendrium** (zo-o-den'-dre-um) [ζῳον, animal; δένδρον, tree]. In biology, a branched *zoocytium*.

**Zoodynamic** (zo-o-di-nam'-ik) [ζῳον, animal; δύναις, power]. Pertaining to zoodynamics.

**Zoodynamics** (zo-o-di-nam'-iks) [ζῳον, animal; δυναμικός, dynamic]. In biology, animal physiology.

**Zoerythrin** (zo-o-er'-ith-rin) [ζῳον, animal; ἐρυθρός, red]. In biology, a red lipochrome-pigment abundant in sponges; also spelled *zoonerythrin*. Cf. *Turacin*.

**Zoofulvin** (zo-o-ful'-vin) [ζῳον, animal; fulvus, tawny]. A yellow coloring-matter obtained from certain birds, the turakoos.

**Zoogamete** (zo-o-gam'-et) [ζῳον, animal; γαμετή, a wife]. In biology, a gamete or sexual spore endowed with the power of locomotion.

**Zoogamous** (zo-og'-am-us) [ζῳον, animal; γάμος, marriage]. Pertaining to zoogamy.

**Zoogamy** (zo-og'-am-e) [ζῳον, animal; γάμος, marriage]. In biology, the sexual generation of animals; copulation, conjugation, mating.

**Zoogene** (zo'-o-jen). See *Glairin*.

**Zoogenesis** (zo-o-jen'-es-is) [ζῳον, animal; γεννᾶν, to beget]. The generation of animal forms. Animal-breeding.

**Zoogenic** (zo-o-jen'-ik) [ζῳον, animal; γεννᾶν, to produce]. Pertaining to zoogeny.

**Zoogeographic** (zo-o-je-o-graf'-ik) [ζῳον, animal; γεος, earth; γράφειν, to write]. Pertaining to zoogeography.

**Zoogeography** (zo-o-je-og'-ra-fe) [ζῳον, animal; γῆ, the earth; γράφειν, to write]. In biology, that branch of zoology which treats of the geographic distribution of animals. Cf. *Phytogeography*.

**Zooglea** (zo-o-gle'-ah) [ζῳον, animal; γλοιός, a sticky substance]. In biology, a stage in the life-history of certain *Schizomycetes*, or bacteria, in which they lie embedded in a gelatinous matrix secreted by the microbes themselves.

**Zoogleic** (zo-o-gle'-ik) [ζῳον, animal; γλοιός, a sticky substance]. In biology, pertaining to a zooglea.

**Zoogleoid** (zo-o-gle'-oid) [ζῳον, animal; γλοιός, sticky substance]. In biology, zooglea-like.

**Zoogonia** (zo-o-go'-ne-ah) [ζῳον, animal; γονή, generation]. Viviparous generation.

**Zoogonidium** (zo-o-go-nid'-e-um) [ζῳον, animal; γονή, generation: *pl.*, *Zoogonidia*]. In biology, a motile gonidium; one furnished with cilia.

**Zoogonology** (zo-o-go-nol'-o-je) [ζῳον, animal; γονή, generation; λόγος, a treatise]. A scientific view of the origin and development of animal life.

**Zoogonous** (zo-og'-o-nus) [ζῳον, animal; γονός, producing]. Same as *Viviparous*.

**Zoograft** (zo'-o-graft) [ζῳον, animal; graft]. A slip or graft of tissue derived from any one of the lower animals, and surgically implanted upon the human body.

**Zoografting** (zo'-o-graf'-ting) [ζῳον, animal; graft]. Transplanting in which the grafts are taken from the skin of the lower animals.

**Zoographer** (zo-og'-ra-fer). See *Zoographist*

**Zoographic** (zo-o-graf'-ik) [ζῳον, animal; γράφειν, to write]. Pertaining to zoography.

**Zoographist** (zo-og'-raf-ist) [ζῳον, animal; γράφειν, to write]. One who describes animals.

**Zoography** (zo-og'-ra-fe) [ζῳον, animal; γράφειν, to write]. A descriptive treatise on the distribution of animals.

**Zoid** (zo'-oid) [ζῳον, animal; εἶδος, form]. Animal-like. In biology, "a more or less individualized animal organism, which may or may not be capable of independent existence, and which constitutes one of a series whose members are related to each other by some form of non-sexual reproduction and morphologically repeat one another, either actually or homologically." (Allman.) "The introduction of the term *zoid* into the language of zoology is of very recent date. This term is intended to indicate each of the distinct organisms which, with various degrees of independence, express, when taken together, the total result of the development of a single *ovum*. It is a valuable addition to our terminology, enabling us to avoid the ambiguous sense which attaches itself to the word *individual* when this word is used in its biological signification as the logical element of a species." (Huxley.)

**Zologic** (zo-o-loj'-ik) [ζῳον, animal; λόγος, word]. Relating to zoology.

**Zoologist** (zo-ol'-o-jist) [ζῳον, animal; λόγος, science]. One who is versed in zoology.

**Zoology** (zo-ol'-o-je) [ζῳον, animal; λόγος, a treatise]. That branch of biology treating of the form, habits, structure, development, and classification of animals. **Z., Medical**, the study of drugs of animal origin.

**Zoomelanin** (zo-o-mel'-an-in) [ζῳον, animal; μέλας, black]. In biology, the black pigment of the feathers of certain birds.

**Zoomephitism** (zo-o-mef'-it-izm) [ζῳον, animal; *mephitism*]. Mephitic exhalations of animal origin.

**Zoometric** (zo-o-mel'-rik) [ζῳον, animal; μέτρον, measure]. Pertaining to zoometry.

**Zoometry** (zo-on'-et-re) [ζῳον, animal; μέτρον, measure]. The measurement of the proportionate lengths or sizes of the parts of animals.

**Zoomorphic** (zo-o-mor'-fik) [ζῳον, animal; μορφή, form]. Pertaining to zoomorphism.

**Zoomorphism** (zo-o-mor'-fiz-m) [ζῳον, animal; μορφή, form]. Representation of animal forms as distinguished from the human form.

**Zoomorphy** (zo'-o-mor-fe). Same as *Zoomorphism*.

**Zoon** (zo'-on) [ζῳον, an animal: *pl.*, *Zoa*]. In biology, a morphologic individual, the total result of the development of a single ovum. Cf. *Zoid*.

**Zoonal** (zo'-o-nal) [ζῳον, animal]. In biology, of or pertaining to a zoon.

**Zoonerythrin** (zo-on-er'-ith-rin). The red coloring-matter extracted by chloroform from the red excrescence over the eyes of certain birds, from the feathers of *Calurus auriceps*, and from other sources. It is soluble in ether, chloroform, and alcohol. It is bleached by light. See *Zoerythrin*, and *Pigments*, *Conspectus of*.

**Zoonic** (zo-on'-ik) [ζῳον, animal]. Relating to animals.

**Zoonite** (zo'-o-nit) [ζῳον, animal]. In biology, one of the segments or somites, metameres, or arthromeres of which an articulate animal is composed.

**Zoonitic** (zo-o-nit'-ik) [ζῳον, animal]. Of or pertaining to a zoonite.



**Zoonomia** (zo-o-no'-me-ah) [ζῳον, animal; νόμος, law]. The principles or laws of animal life.

**Zoonomic** (zo-o-nom'-ik) [ζῳον, animal; νόμος, law]. Pertaining to zoonomy.

**Zoonomist** (zo-on'-o-mist) [ζῳον, animal; νόμος, law]. One versed in zoonomy.

**Zoonomy** (zo-on'-o-me) Same as *Zoonomia*.

**Zoonosis** (zo-on'-o-sis) [ζῳον, animal; νόσος, disease; *pl.*, *Zoonoses*]. Any disease communicated or communicable from one of the lower animals to man.

**Zoonosology** (zo-o-nōs-ol'-o-je) [ζῳον, animal; νόσος, disease; λόγος, science]. The systematic consideration of the diseases of lower animals; zoopathology, zoopathy.

**Zooparasite** (zo-o-par'-as-it) [ζῳον, animal; παράσιτος, parasite]. In biology, a parasitic animal.

**Zooparasitic** (zo-o-par'-as-it'-ik) [ζῳον, animal; παράσιτος, parasite]. A disease caused by an animal parasite.

**Zoopathology** (zo-o-path-ol'-o-je) [ζῳον, animal; πάθος, suffering; λόγος, science]. The science of the diseases of animals.

**Zoopathy** (zo-o-path-ath-e) [ζῳον, animal; πάθος, suffering]. The science of the treatment of diseases of animals.

**Zooperal** (zo-op'-er-al) [ζῳον, an animal; πείραειν, to experiment]. Pertaining to experimentation upon animals.

**Zooperist** (zo-op'-er-ist) [ζῳον, an animal; πείραειν, to experiment]. One who performs experiments on animals.

**Zoopertry** (zo-o-p'-er-e) [ζῳον, an animal; πείραειν, to experiment]. A term proposed by Wilder to express experimentation upon animals. Cf. *Callisection* and *Sentisection*.

**Zoophagous** (zo-off'-ag-us) [ζῳον, animal; φαγείν, to eat]. Subsisting on animal food.

**Zoopharmacy** (zo-o-far'-mas-e) [ζῳον, animal; pharmacy]. The science or art of veterinary pharmacy.

**Zoophobia** (zo-o-fo'-be-ah) [ζῳον, animal; φόβος, fear]. Morbid dread of certain animals.

**Zoophysics** (zo-o-fiz'-iks) [ζῳον, animal; φυσικά, physics]. In biology, comparative anatomy.

**Zoophysiology** (zo-o-fiz-e-ol'-o-je) [ζῳον, animal; physiology]. Animal physiology.

**Zoophyte** (zo-o-fīt) [ζῳον, animal; φυτόν, plant]. In biology, a member of the lower invertebrata, the whole animal structure, whether a single animal (*zooid*), or consisting of a large number of animals, as in most corals, sea anemones, aculephs, and sponges. "The word has been applied to the lower animals by most writers in natural history since Pliny. It was first used by Sextus Empiricus and no doubt suggested by a passage of Aristotle in which the gradation from the higher animals to the plants is alluded to. But far from constituting a progress in science, that designation introduced only confusion, or at least served to propagate a false impression that there were living beings truly partaking at the same time of the nature of animals and plants. Nothing can be farther from the truth than to ascribe such a view to Aristotle, as his commentators, Goza and Budæus, have done; for, though Aristotle alludes to a gradation among animals and to a sort of transition from them to plants, he nowhere regards those animals as ambiguous in their character, but everywhere speaks of them as living animals and alludes to the sponges as plants. These erroneous notions had been entertained for nearly two thousand years until Peyssonnel demonstrated the animal nature of the expanded individuals of the so-called zoophytes, in which some of his predecessors had fancied they saw real flowers." (L. Agassiz.)

**Zoophytoid** (zo-off'-it-oid) [ζῳον, animal; φυτόν, plant]. Resembling a zoophyte.

**Zoophytology** (zo-o-fi-tol'-o-je) [ζῳον, animal; φυτόν, plant; λόγος, a treatise]. The study of zoophytes.

**Zooplastic** (zo-o-plas'-tik) [ζῳον, animal; πλάσσειν, to form]. Pertaining to or of the nature of zooplasty.

**Zooplasty** (zo-o-plas-te) [ζῳον, animal; πλάσσειν, to form]. The surgical transfer of zoografts; the transplantation of tissue from any of the lower animals to man.

**Zoopsia** (zo-op'-se-ah) [ζῳον, animal; ὄψις, vision]. The seeing of animals, as an illusion or as an hallucination or in dream.

**Zoopsychology** (zo-o-si-kol'-o-je) [ζῳον, animal; ψυχή, soul, mind; λόγος, science]. In biology, the science of the mental activities of lower animals.

**Zoorema**. See *Zoo-currents*.

**Zooscopic** (zo-o-skop'-ik) [ζῳον, animal; σκοπεῖν, to view]. Pertaining to or of the nature of zooscopy.

**Zooscopy** (zo-os'-ko-pe) [ζῳον, animal; σκοπεῖν, to see]. The hallucinatory appearance of animal forms.

**Zoosperm** (zo'-o-sperm) [ζῳον, animal; σπέρμα, seed]. Same as *Zoospermium*. In biology, (*a*) same as *Zoospore*; (*b*) a spermatozoid, a *Zoospermium*.

**Zoospermatic** (zo-o-sper-mat'-ik) [ζῳον, animal; σπέρμα, seed]. Pertaining to a zoosperm.

**Zoospermium** (zo-o-spur'-me-um). See *Zoosperm*.

**Zoosporange** (zo'-o-spor-anj) Same as *Zoosporangium*.

**Zoosporangial** (zo-o-spo-ran'-je-al) [ζῳον, animal; σπορά, seed; ἄγειον, vessel]. Pertaining to a zoosporangium.

**Zoosporangium** (zo-o-spo-ran'-je-um) [ζῳον, an animal; σπορά, seed; ἄγειον, vessel; *pl.*, *Zoosporangia*]. A sporangium which produces motile spores.

**Zoospore** (zo'-o-spor) [ζῳον, animal; σπορά, seed]. In biology, a motile spore, a swarm-cell or swarm-spore.

**Zoosporic** (zo'-o-spor'-ik) [ζῳον, animal; σπορά, seed]. Of the nature of a zoospore.

**Zoosporiferous** (zo-o-spor-ift'-er-us) [ζῳον, animal; σπορά, seed; ferre, to bear]. Producing zoospores.

**Zootaxy** (zo'-o-taks-e) [ζῳον, animal; τάξις, arrangement]. In biology, systematic zoology; the taxonomy of animals.

**Zootechics, or Zootechny** (zo-o-tek'-niks, zo'-o-tek-ne) [ζῳον, animal; τέχνη, art]. In biology, the science of breeding and domesticating animals.

**Zootheca** (zo-o-the'-kah) [ζῳον, animal;θήκη, case; *pl.*, *Zoothecæ*]. In biology, the case or cell containing a zoospore or a spermatozoid.

**Zoothecal** (zo-o-the'-kal) [ζῳον, animal;θήκη, case]. Pertaining to a zootheca.

**Zoothelial** (zo-o-the'-se-al) [ζῳον, animal;θηκίον, a casket]. Pertaining to a zoothecium.

**Zoothecium** (zo-o-the'-se-um) [ζῳον, animal;θηκίον, dim. ofθήκη, case; *pl.*, *Zoothecia*]. In biology, an aggregation of simple loricae incasing certain colonial infusorians.

**Zootherapy** (zo-o-ther'-ap-e) [ζῳον, animal;θεραπεία, therapy]. Veterinary therapeutics.

**Zootocology** (zo-o-to-kol'-o-je) [ζῳοτόκος, viviparous; λόγος, science]. A term proposed by Dr. Field, of Norwich, England, to supplant the word biology.

**Zootomic** (zo-o-ton'-ik) [ζῳον, animal; τομή, a cutting]. Pertaining to zootomy.

**Zootomist** (zo-ol'-o-mist) [ζῳον, animal; τομή, a cutting]. A comparative anatomist.

**Zootomy** (zo-ol'-o-me) [ζῳον, animal; τομή, a cutting]. In biology, comparative anatomy; the dissection of animals.

**Zootrophic** (zo-o-trof'-ik) [ζῳον, animal;τρέφειν, to nourish]. Pertaining to animal alimentation.

**Zooxanthella** (zo-o-zan-thel'-ah) [ζῳον, animal; ξανθός, yellow: *pl.*, *Zooxanthelle*]. In biology, one of the yellow pigment-granules forming the phæodium of certain radiolarians.

**Zopissa** (zo-pis'-ah) [ζώπισσα]. In the older pharmacy, the pitch and tar scraped from a ship's sides. It was regarded as a strong xerantic and discutient remedy.

**Zoster** (zos'-ter) [ζωστήρ, a girdle]. See *Herpes zoster*.  
**Z. atypicus gangrænosus et hystericus**. Kaposi's term for a vesicular affection characterized by an eruption of vesicles and papules, chiefly in groups, followed by central scabbing, and which was often surrounded by a corona of pus or minute pustules. In some parts, from coalescence, large areas of gangrene are produced, followed by sloughing, and keloid development in the scar. The eruption is symmetric, shows a marked tendency to recur, and occurs in hysteric individuals.  
**Z. auricularis**, a form of zoster affecting the ear.  
**Z. brachialis**, zoster affecting the arm or forearm.  
**Z. capillitii et frontalis**, zoster of the forehead and scalp over the distribution of the first branch of the fifth nerve.  
**Z. cerebialis**, zoster which sometimes affects the whole of one side of the body and is of cerebral origin.  
**Z. cervico-subclavicularis**, zoster affecting the neck and anterior portion of the chest.  
**Z. facialis**, zoster in the distribution of the trigeminus nerve.  
**Z.**, *Herpes*, shingles. An acute herpetic vesicular eruption in the distribution of a cutaneous nerve, often an intercostal nerve.  
**Z. hystericus**, zoster due to hysteria.  
**Z. lumbo-femoralis**, zoster appearing on the nates, thigh, and calf of the leg.  
**Z. lumbo-inguinalis**, zoster of the back and groin.  
**Z. ophthalmicus**, an eruption in the course of the ophthalmic division of the fifth nerve. It is confined to the orbital region, the side of the nose, the forehead, and the anterior part of the scalp.  
**Z. pectoralis**, zoster affecting the pectoral region.  
**Z. perinæalis**, zoster affecting the vulva, or the penis and scrotum, and the perineum.

**Zuckerkindl's Convolution**. See *Convolution*, *Table of*.

**Zygadenus** (zi-gad'-en-us) [ζυγόν, yoke; ἄδην, gland]. A genus of liliaceous plants, mostly N. American, the zygadenes.  
**Z. venenosus**, of the Pacific States (*death camass*, or *hogs' potato*), is a violent poison, narcotic, convulsant, and acrid stimulant. Unof.

**Zygal** (zi'-gal) [ζυγόν, yoke]. Yoked; applied by Wilder to cerebral fissures which, like the paroccipital, consist of two pair of branches connected by a stem or zygon.

**Zygantrum** (zi-gan'-trum) [ζυγόν, yoke; ἄντρον, cave]. In biology, a depression on the posterior face of the neural arch of each vertebra of certain reptiles, receiving the *zygosphenæ* of the succeeding vertebra and thus interlocking the vertebræ.

**Zygapophysial** (zi-gap-o-fis'-e-al) [ζυγόν, yoke; ἀπόφυσις, apophysis]. Pertaining to a zygapophysis.

**Zygapophysis** (zi-gap-off'-is-is) [ζυγόν, yoke; *apophysis*]. Any articular or (so-called) oblique process of a vertebra.

**Zygobranchiate** (zi-go-brang'-ke-āt) [ζυγόν, yoke; βράγχια, gills]. In biology, having paired and, as it were, yoked gills or ctenidia.

**Zygocardiac** (zi-go-kar'-de-ak) [ζυγόν, yoke; καρδία, heart]. In biology, denoting a certain hard protuberance of the stomach of a crustacean, formed by a thickening of the chitinous lining of the cardiac division.

**Zygodactylism** (zi-go-dak'-til-izm) [ζυγόν, yoke; δάκτυλος, finger]. The yoking of the toes of a bird's foot in anterior and posterior pairs.

**Zygoite** (zi'-go-īt) [ζυγόν, yoke]. In biology, the organism resulting from the process of zygosis, or conjugation of two gametes.

**Zygotabialis** (zi-go-la-be-a'-lis) [ζυγόν, yoke; *labium*, lip]. The zygomatic minor muscle. See *Muscles*, *Table of*.

**Zygoma** (zi-go'-mah) [ζυγωμα, the cheek-bone]. The arch in the bones of the face formed by the interarticulation of the temporal with the malar bone.

**Zygomatic** (zi-go-mat'-ik) [ζυγωμα, zygoma]. Pertaining to the zygoma, or cheek-bone.

**Zygomatico-auricular** (zi-go-mat'-ik-o-aw-rik'-u-lar) [ζυγωμα, zygoma; *auricularis*, of the ear]. Pertaining to the zygoma and the auricle.

**Zygomatico-auricularis** (zi-go-mat'-ik-o-aw-rik-u-la'-ris) [ζυγωμα, zygoma; *auricularis*, of the ear]. A muscle of the external ear; the *atrahens aurem*. See *Muscles*, *Table of*.

**Zygomaticofacial** (zi-go-mat'-ik-o-fa'-shal) [ζυγωμα, zygoma; *facies*, face]. Pertaining to the zygoma and the face.

**Zygomaticotemporal** (zi-go-mat'-ik-o-tem'-po-ral) [ζυγωμα, zygoma; *temporal*]. Pertaining to the zygoma and the temporal bone or fossa.

**Zygomatous** (zi-go-mat'-ik-us) [ζυγωμα, zygoma]. One of several small subcutaneous muscles arising from or in relation with the zygoma. See *Muscles*, *Table of*.

**Zygomorphic** (zi-go-mor'-fik) [ζυγόν, yoke; μορφή, form]. The character of being zygomorphous.

**Zygomorphous** (zi-go-mor'-fus) [ζυγόν, yoke; μορφή, form]. In biology, applied to such flowers as may be divided into similar halves in one plane, or into similar halves in two planes at right angles to one another, but in which the halves produced by the two bisections are of different shapes.

**Zygomorphy** (zi'-go mor-fe). Same as *Zygomorphism*.

**Zygon** (zi'-gon) [ζυγον, yolk]. In the cerebrum, the bar that connects the two pairs of branches of a zygial fissure.

**Zygophyte** (zi'-go-fit) [ζυγόν, yoke; φυτόν, plant]. In biology, a zygospore-producing plant.

**Zygo-leural** (zi-go-plu'-ral) [ζυγόν, yoke; πλευρά, side]. In biology, bilaterally symmetric. Cf. *Dipleural* and *Tetrapleural*.

**Zygo-se** (zi'-gōz) [ζυγόν, yoke]. In biology, pertaining to or characteristic of zygosis.

**Zygo-sis** (zi-go'-sis) [ζυγών, to join, yoke]. In biology, the process of asexual reproduction by conjugation or fusion of two protoplasmic bodies or gametes.

**Zygosperm** (zi'-go-sperm) [ζυγόν, yoke; σπέρμα, seed]. Same as *Zygosporæ*.

**Zygosphenæ** (zi'-go-sfēn) [ζυγόν, yoke; σφήν, wedge]. In biology, a process on the anterior face of the neural arch of each vertebra of certain reptiles, interlocking the vertebræ by fitting into a fossa (*the zygantrum*) on the posterior face of the preceding vertebra.

**Zygosporangium** (zi-go-spo-ran'-je-um) [ζυγόν, yoke; σπορά, seed; ἄγγειον, vessel: *pl.*, *Zygosporangia*]. In biology, a sporangium resulting from zygosis and giving rise to zygospores.

**Zygosporæ** (zi'-go-spōr) [ζυγόν, yoke; σπορά, seed]. In biology, the spore resulting from the zygosis or conjugation of two protoplasmic bodies or gametes.

**Zygosporophore** (zi-go-spor'-o-for) [ζυγόν, yoke; σπορά, seed; φέρειν, to bear]. In biology, "a club-shaped or conic section of a hypha adjoining a gamete-cell after its delimitation."

**Zygote** (zi'-gōt) [ζυγών, to yoke]. Same as *Zygosporæ*.

**Zygozoospore** (zi-go-zō'-o-spōr) [ζυγόν, yoke; ζῳον, animal; σπορά, seed]. In biology, a motile zygote or zygospore.



**Zylonite** (zi'-lo-nit) [ζύλον, wood]. This material is a modified form of celluloid, and, like the latter, is composed of pyroxylin and camphor, though in different proportions. It is claimed that zylonite is a chemie combination, while celluloid is a mechanical mixture. Zylonite has uses in dentistry and surgery. See *Celluloid*.

**Zymase** (zi'-māz). See *Microzyme*.

**Zyme** (zim) [ζύμη, leaven]. In biology, an organized ferment. Cf. *Enzyme*.

**Zymic** (zim'-ik) [ζύμη, leaven]. Of or pertaining to organized ferments.

**Zymin** (zi'-min) [ζύμη, a ferment]. A product prepared from the pancreas for the treatment of diabetes mellitus. See *Zyme*.

**Zymogen** (zi'-mo-jen) [ζύμη, leaven; γενής, producing]. In biology, the condition of an unorganized chemie ferment as it exists in the resting seed; during the process of germination it gives rise to an enzyme, diastase, etc.

**Zymogenic** (zi-mo-jen'-ik) [ζύμη, leaven; γενής, producing]. In biology, causing fermentation, as certain anaërobic microorganisms.

**Zymogenous** (zi-moj'-en-us). Same as *Zymogenic*.

**Zymogic** (zi-moj'-ik). Same as *Zymogenic*.

**Zymoid** (zi'-moid) [ζύμη, leaven; είδος, form]. In biology, resembling an organized ferment.

**Zymologic** (zi-mo-loj'-ik) [ζύμη, leaven; λόγος, science]. Pertaining to zymology.

**Zymology** (zi-mol'-o-je) [ζύμη, leaven; λόγος, science]. That department of science which deals with fermentation.

**Zymolysis** (zi-mol'-is-is) [ζύμη, leaven; λύσις, dissolving]. In biology, fermentation produced by an organized ferment. Sheridan Lea and others have incorrectly employed this term to designate unorganized fermentation, implying a vital origin of the agent. Same as *Zymosis*, which is preferable. Cf. *Enzyme* and *Enzymosis*.

**Zymolytic** (zi-mō-lit'-ik) [ζύμη, leaven; λύσις, loosening]. Due to, attended with, or relating to zymolysis; zymotic.

**Zymoma** (zi-mo'-mah) [ζύμωμα; ζυμώειν, to ferment]. Any ferment, fermented mixture, or culture.

**Zymome** (zi'-mōm) [ζύμωμα, a fermented mixture]. An old name for the gluten of wheat that is insoluble in alcohol.

**Zymophyte** (zi'-mo-fyt) [ζύμη, leaven; φυτόν, plant]. In biology, an anaërobic microorganism capable of producing fermentation; a zyme.

**Zymoplastic** (zi-mo-plas'-tik) [ζύμη, leaven; πλάσσειν, to form]. Applied to certain substances of the blood-plasma derived from cells.

**Zymoscope** (zi'-mo-skōp) [ζύμη, leaven; σκοπεῖν, to view]. In biology, Zenneck's apparatus for ascertaining the zymotic power of yeast by gauging the amount of carbonic anhydrid given off.

**Zymose** (zi'-mōs) [ζύμη, leaven]. Same as *Enzyme*, *q. v.*

**Zymosimeter** (zi-mo-sim'-et-er) [ζύμωσις, fermentation; μέτρον, measure]. A device for measuring fermentative processes.

**Zymosis** (zi-mo'-sis) [ζυμοῖν, to ferment]. 1. In biology, fermentation as the result of the vital activity of certain microorganisms, organized ferments, or zymes. It is a synonym of fermentation, but is preferable to *zymolysis*, as the effect is not one of simplification. 2. The condition of one affected with a zymotic disease.

**Zymotechnic** (zi-mo-tek'-nik) [ζύμη, leaven; τέχνη, art]. The art of inducing and conducting zymotic processes in connection with vinification, acetification, etc.

**Zymotic** (zi-mot'-ik) [ζύμωσις, fermentation]. In biology, pertaining to zymosis, or fermentative changes produced by an organized ferment, or zyme. **Z. Diseases**, those generally classed as epidemic, endemic, infectious, or contagious, now believed to be due to specific viruses, as small-pox, measles, scarlet-fever, diphtheria, whooping-cough, and "fever" (typhus, simple continued, enteric, and others).

**Zymurgy** (zi'-mur-je) [ζύμη, leaven; εργον, work]. That department of technologic chemistry that treats of the scientific principles of wine-making, brewing, and distilling, and the preparation of yeast and vinegar, in which processes fermentation plays the principal part.

Handwritten mark or signature in the bottom right corner.





























LIBRARY OF CONGRESS



0 029 765 202 3